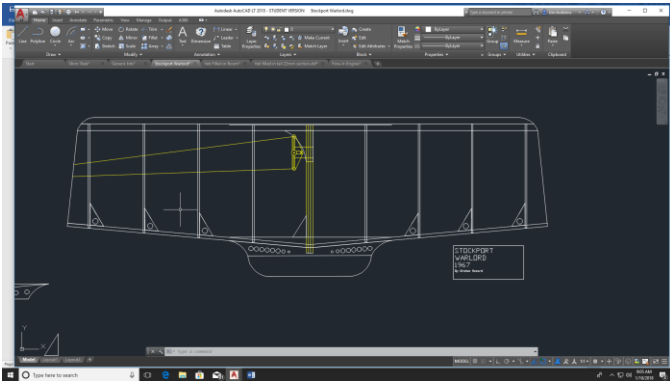


The Yeti 1965

Filled in boom version, this one is modified for the Fora Junior with a thinner 22mm section, lightweight back end and slot in tailplane stays and for ease of building and covering. Standard 1-inch version also available. One of the most popular Vintage models ever, stable, tight and very good in windy conditions.

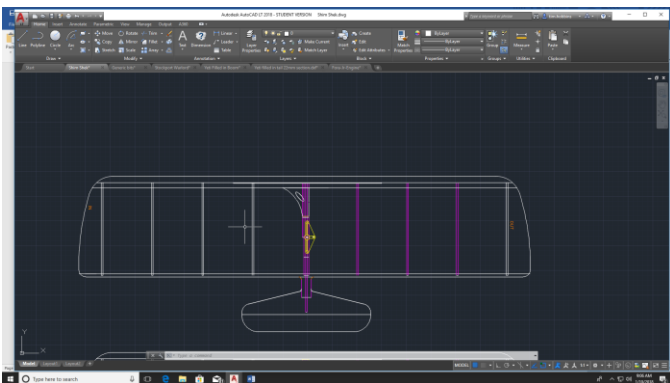
36 Span and 11 ¼ Hinge Chord



Stockport Warlord 1967

A larger version of the warlord with more area, similar dimensions to the Squig. Drawn with the For a Junior in mind. Should be a contender.

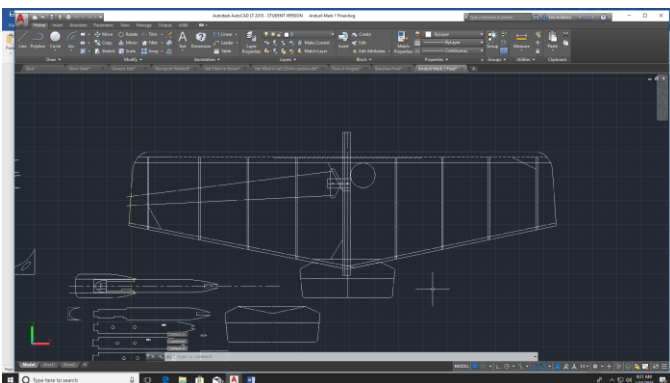
35 Span and 10 hinge Chord



Shim Shek 1963

Very similar to the Yeti but not quite as pretty and has never been as popular. Monoboom is attached after covering for simplicity

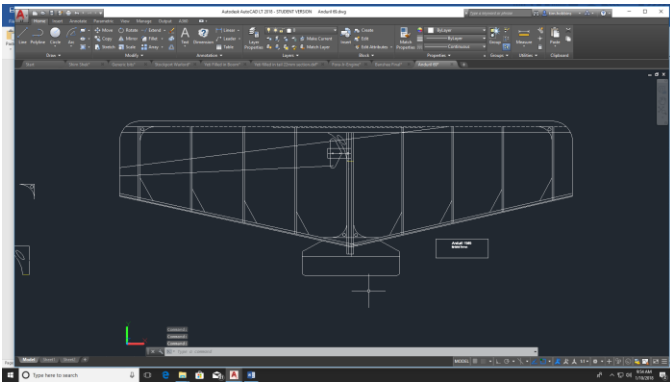
36 Span and 11 Chord



Anduril 1970

Mick Tiernan's original Anduril, aimed at the Fora Junior, easy to finish light and performs very well.

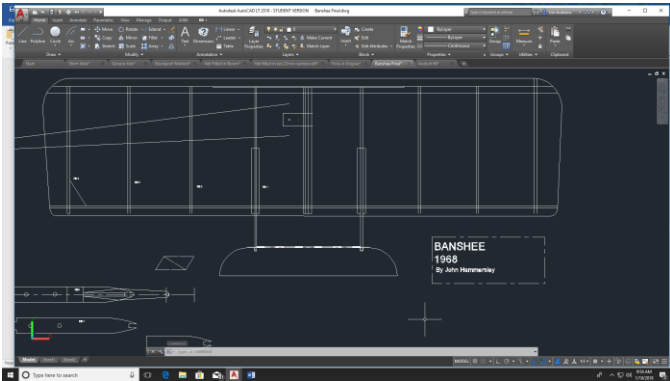
Span 34 5/8 Hinge 10 ¼



Anduril '69

Larger version of the Anduril, this model has been very popular in Oliver Combat for a number of years even though it has a full 36 span. Extremely popular in Australia.

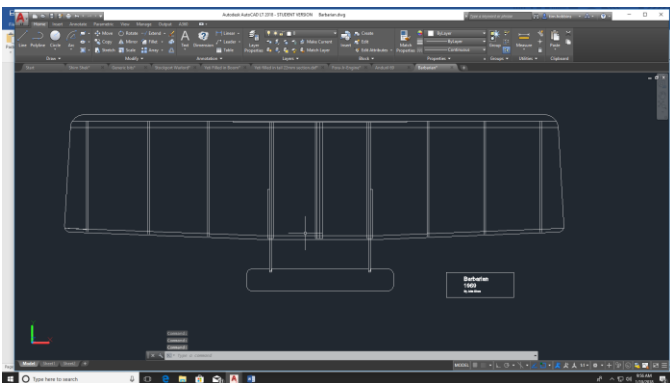
Span 36 Hinge 10 3/4



Banshee 1968

Powered originally by Cox Special Glows, tissue covered and light diamond section, this version is standard flat section but has plug in booms, they're not removeable but a lot easier to build accurately and quickly. Deceptively large area for a small span model. Flies well

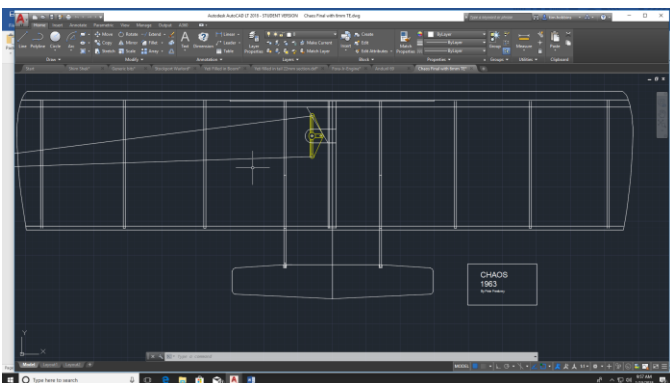
Span 33 Hinge 10 1/2



Barbarian 1968

This is the standard version aimed again at the Fora Junior. It's the development of the Kanible GT, slightly less span and more wing and hinge chord. Alain plug in booms and light back end construction. There is an XL version which I intend to draw up soon

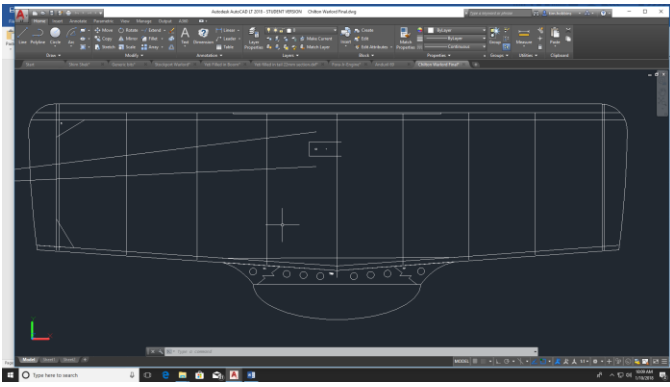
Span 34 1/2 Hinge 10 1/2



Chaos 1963

Long established favourite but not used so much since the introduction of the larger XL models. The original had wire booms which could be troublesome, this one feature plywood plug in booms for light weight, simplicity of build, strength and reliability

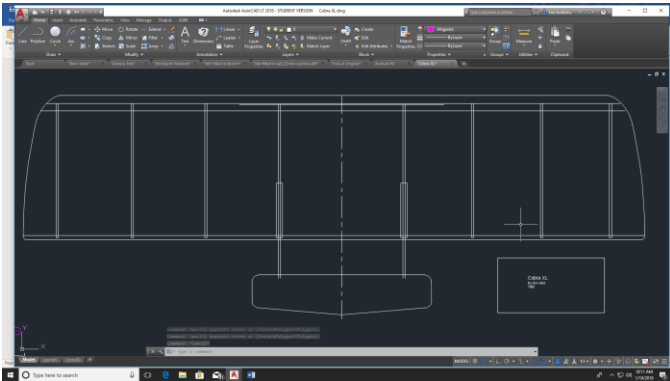
Span 34 5/8 Hinge 10 1/8



Chilton Warlord 1968

Probably the largest area of the Warlord derivatives, a really good flier and works very well with the Fora Junior.

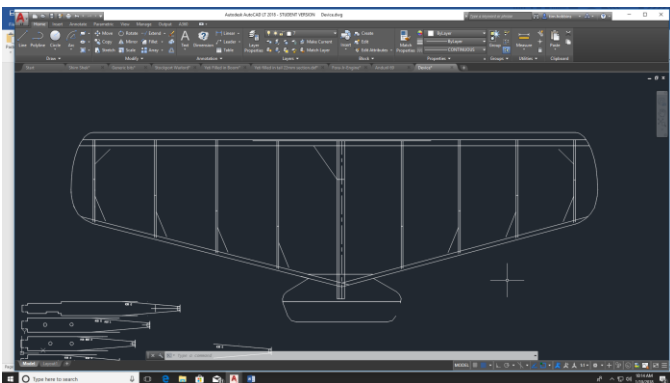
Span $34 \frac{1}{4}$ Hinge $10 \frac{1}{4}$



Cobra XL

Recently added to the approved list. Built with plug in ply booms the model is like an enlarged Chaos. Should be very good

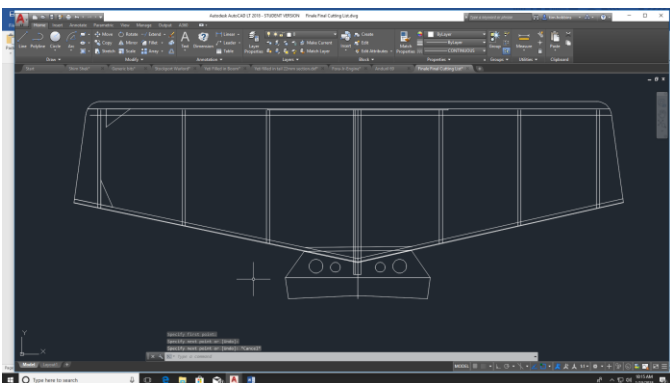
Span 36 Chord $10 \frac{3}{8}$



Device 1073

Slightly more hinge chord than the Anduril so has a little more straight line stability, this model has been very popular for a number of years and because it's easy to build light it will be a very good choice for the Fora Junior as well as the .19's

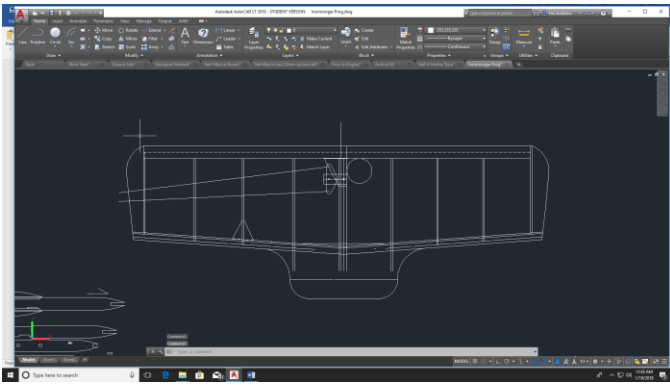
Span $35 \frac{3}{8}$ Chord $11 \frac{3}{8}$



Finale 1974

Large Model, hits all the maximum dimensions allowed. Widely used with .19's but also easy to build light. Very good performer.

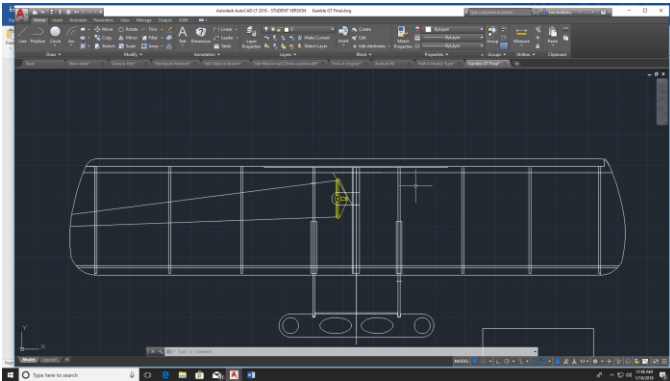
Span 36 Hinge $11 \frac{1}{2}$



Ironmonger FAI 1969

Everyone knows the Ironmonger, whilst a little small for the heavier .19's and eclipsed by its bigger sibling the Supermonger of late, this model is great with a Fora Junior,

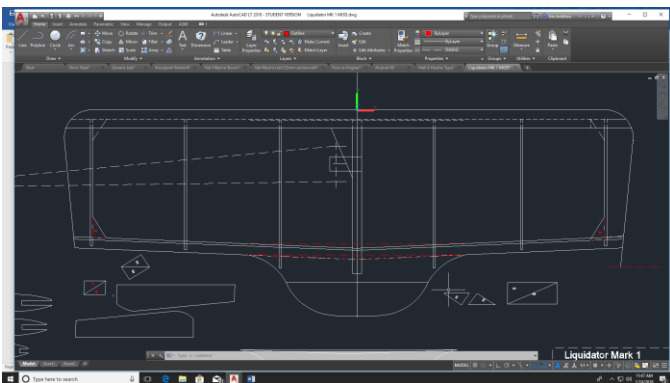
Span $33 \frac{3}{4}$ Hinge $10 \frac{3}{4}$



Kanible GT

Straight wing boom model, easy to build and features plug in booms. Worthwhile fact: like most boomers it's possible to get 3 of these out of one roll of Fibafilm. Flies well and reacts quickly

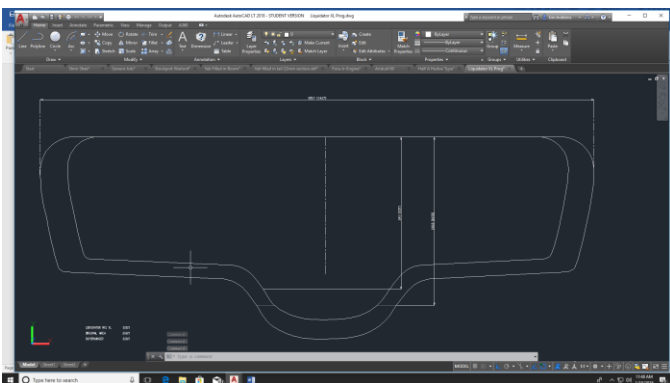
Span $35 \frac{3}{4}$ Hinge 10



Liquidator 1969

Small, strong Model, Ideal basic or combat trainer or sport model.

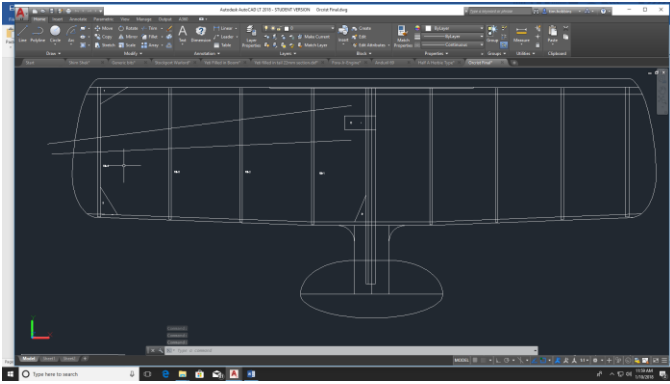
Span 31 Hinge $9 \frac{1}{2}$



Liquidator XL 1969

Larger version of the original. A nice flying model that is very competitive and a nice flyer. Also one of those models that tend to fly straight off the board without any trimming. Very similar to the Chilton Warlord but very slightly larger with more area. Quite popular

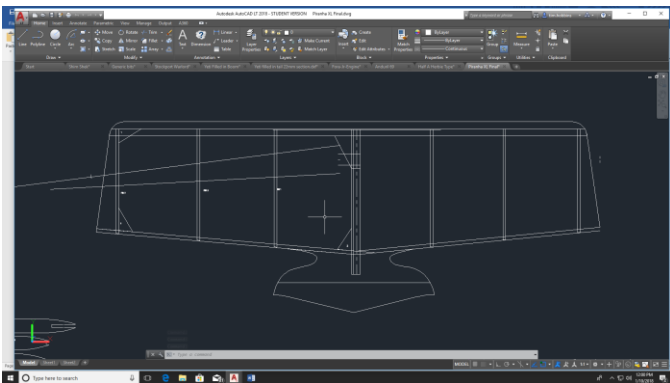
Span $34 \frac{7}{8}$ Hinge $10 \frac{5}{8}$



Orchrist 1970

I've done 2 versions of this model, one built in the normal way with the tailplane built and covered at the same time as the model; and another version which has a plug in tailplane so the wing can be covered first then the tailplane attached. Huge hinge line for a Vintage model. Not that popular in the past probably because it's not an easy model to get the balance point right. Should not be a problem with these versions. I suggest the Plug in version for the Fora Junior and T4

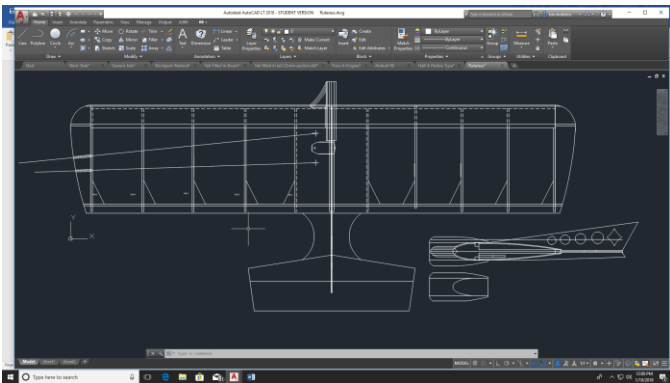
Span 34 Hinge 12.5



Pirana XL 1969

Currently the most popular model used. Tight turning and stable. Best with a .19. Awkward to cover owing to the shape of the tailplane extension

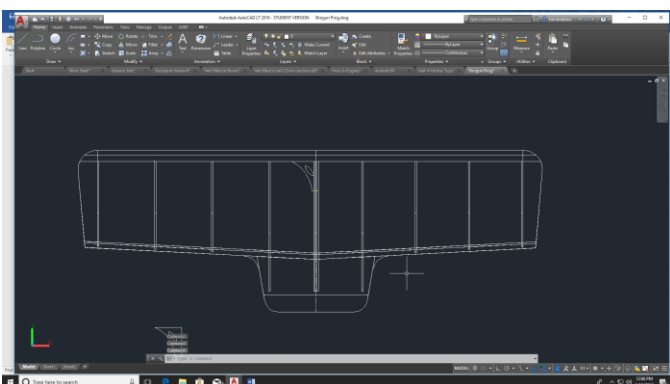
Span 35.5 Hinge 11 3/8



Ruteress 1968

Lovely model and a top performer but can be a bit of a handful due to its turning ability and large elevator and more fragile than the solid leading edge models, (everything else basically) There will be a simpler version soon using traditional flat section. Finished light light this could be terrific with a For a Junior up front. Ask for prices on this one because it's a more complex build.

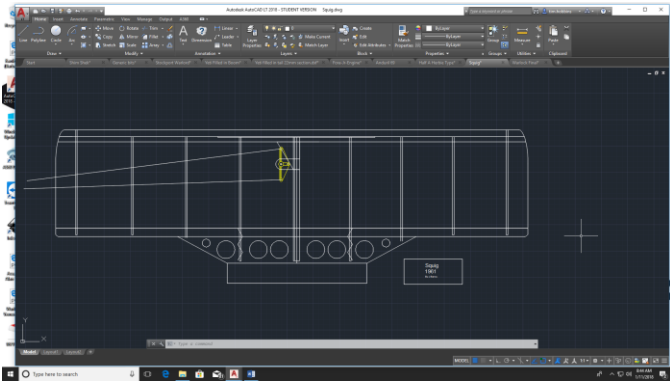
Span 34 Hinge 12



Shogun 1973

Very popular, Large model with a small elevator, very stable flyer but also turns tight when asked. Works with .19's or Fora Juniors

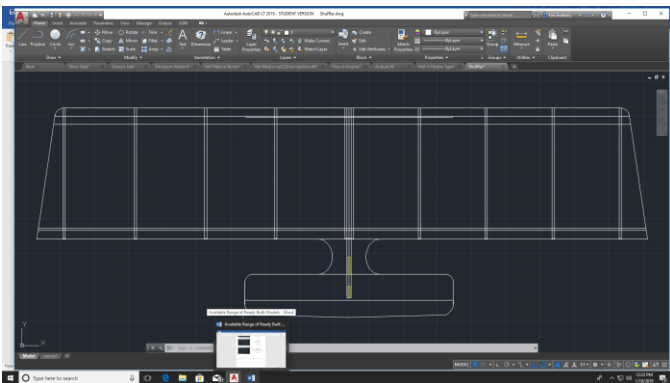
Span 36 Hinge 11 ¼



Squig 1961

A great place to start, looks like its been designed by a one armed draughtsman but nevertheless a very good model. Does everything you want it to and nothing you don't. Suitable for .19's and Fora Juniors

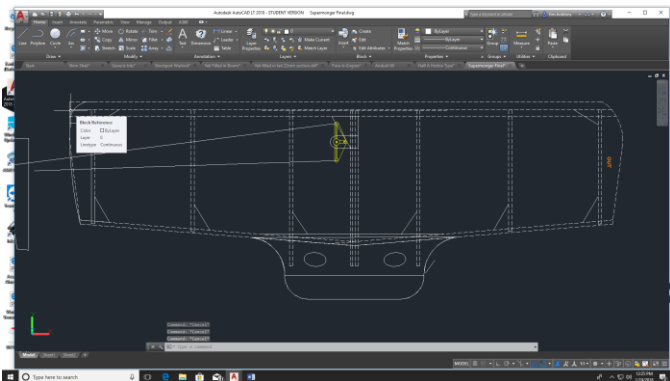
Span 35 ½ Hinge 10



Shuffler 1969

A bit less area than the Yeti, good span and chord. Never seen one used in anger but could be a good alternative to the Kanible and Barbarian.

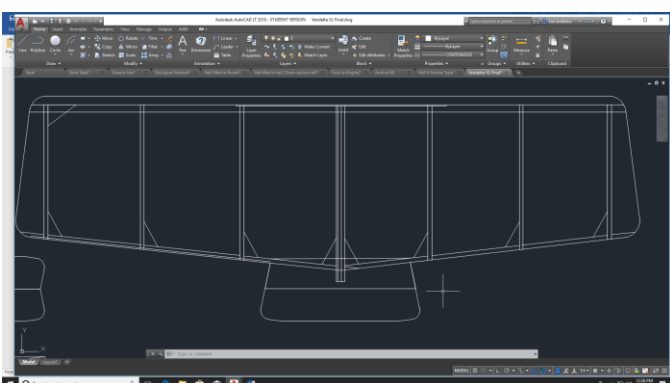
Span 35 Hinge 11



Supermonger 1974

Another very popular model designed just before the cutoff date. Quite large but works very well with all the .19's and the Junior if kept light at the back

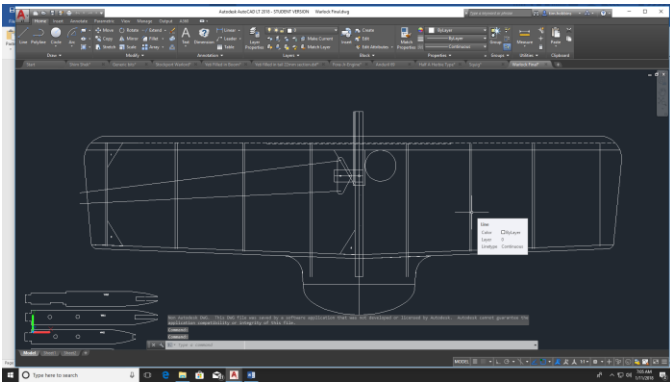
Span 35 ½ Hinge 11 ¾



Vendetta XL 1974

There is a standard, non-XL version of this model but the differences are so slight that I've only drawn the larger one. I used the small version all season in 2017 and loved it. Very stable, very easy to fly and very predictable. Good confidence builder. Another model that tends fly straight off the board with no trimming.

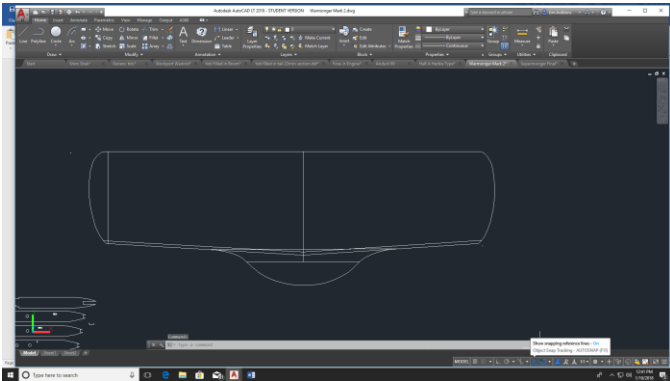
Span 35 Hinge 10 ¾



Warlock 1968

Quite small by today's standards but flies really well when built light with a Fora Junior. Another model that changes direction very quickly when asked

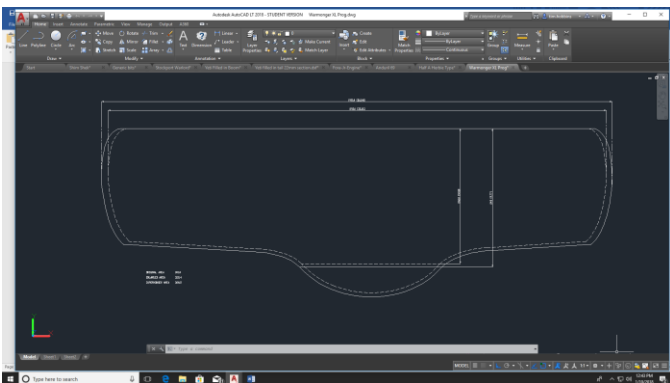
Span 34 $\frac{3}{4}$ Hinge 9 $\frac{1}{2}$



Warmonger Mark 2 1968

This model was used extensively in the early days of Vintage combat as it has a large area and flies very well. These shorter chord models fly differently to the longer chord models and tend to be more reactive. Not a bad thing if wiggling is your thing. Suitable for the Fora

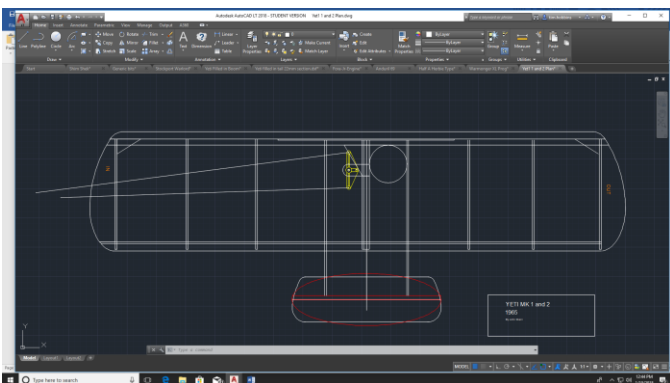
Span 35 Hinge 9 $\frac{1}{2}$



Warmonger XL 1968

Slightly larger version of the above model. Another great flying model largely overlooked. The larger area gives a little more performance than the standard version but similar characteristics. Suitable for any legal motor

Span 36 Hinge 9 $\frac{3}{4}$



The Yeti Mark 1 and 2

Boomed Version 1 inch section

Yeti with plug in ply booms in 2 versions, the Mk 1 with the oval tailplane and the Mark 2 with the square version. Very stable tight turning all-time favourite. And great looking too. .19 power best.

Span 36 Hinge 11 $\frac{1}{4}$

