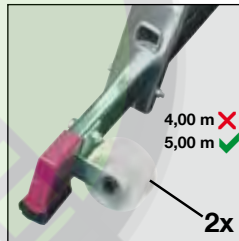
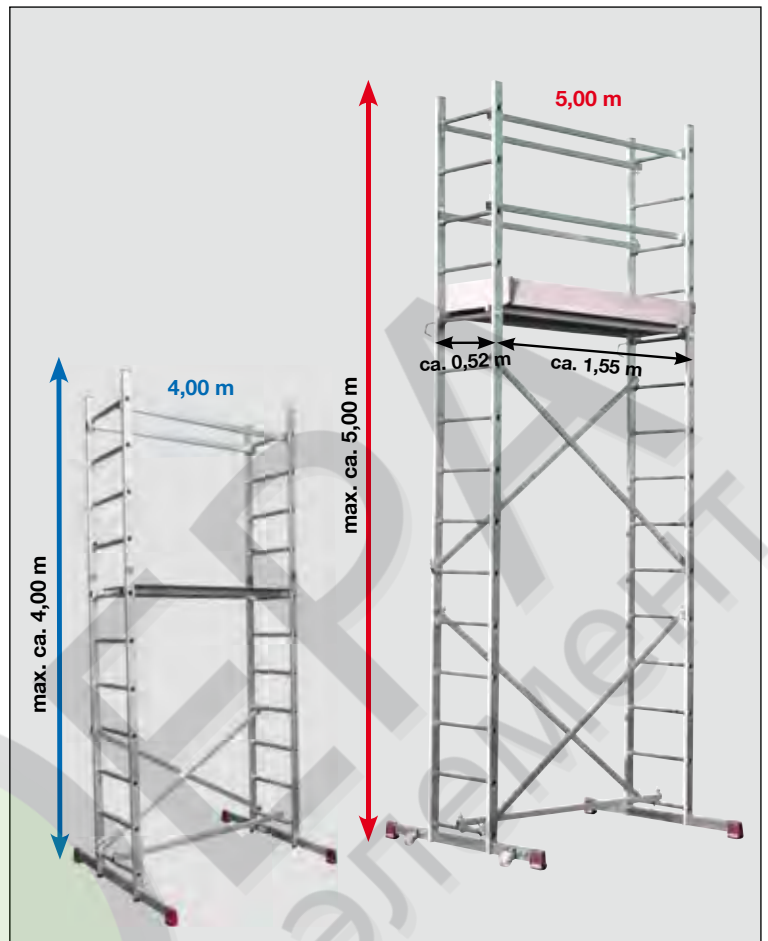
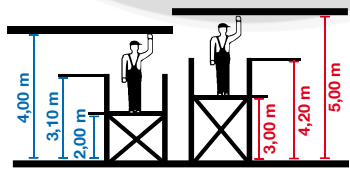
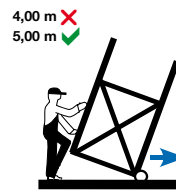


CORDA®

- (DE) MontageGerüst
- (GB) Assembly Scaffold
- (HU) Csuklós szerelőállvány
- (PL) Rusztowanie montażowe
- (RU) Монтажные подмости
- (BA) Montažna skela
- (BG) Монтажно скеле
- (CZ) Montážní lešení
- (DK) Szerelőállvány
- (EE) Paigaldustellingud
- (ES) Andamio de montaje
- (FR) Echafaudage modulaires
- (FI) Asennusteline
- (GR) Σκαλωσιά από χάλυβα
- (HR) Montažna skela
- (IT) Ponteggio di montaggio
- (NL) Montagesteiger
- (NO) Monteringsstillasje
- (RO) Schelă montaj
- (SE) Montageställning
- (SI) Montažni oder
- (SK) Montážne lešenie
- (TR) Montaj iskelesi



(ca. m)

4,00 m
Art.-No. 916280 / 916289
ca. 27,75 kg
EN 1004 / 150 kg/m²

5,00 m
Art.-No. 916129 / 950023
ca. 48,0 kg
EN 1004 / 150 kg/m²