

Granny's Candies®

Verbs Activity Book



Use with the
Granny's Candies®
Board Game!

Created by
Sarah Michaels

Choose the correct verb.

E-mail ____ not take long to receive.
(do, does)

©2006 Super Duper Publications

10

Say the past tense of the verb in active and passive voice.

Chloe ____ the door.
The door ____ by Chloe. (fix)

©2006 Super Duper Publications

38

Say the verb in past tense.

Yolanda ____ for Tom's lunch since he forgot his money. (pay)

©2006 Super Duper Publications

42

Say the sentence using is/are (underlined verb) + ing.

Paul wears sandals.
He ____ sandals today.

©2006 Super Duper Publications

3

Say the verb in past tense.

Scott ____ his belt after he put it on.
(buckle)

©2006 Super Duper Publications

4

Choose the correct verb.

Sean ____ drawn a beautiful picture.
(has, have)

©2006 Super Duper Publications

35

Choose the correct verb.

Aunt Donna ____ to us.
(read, reads)

©2006 Super Duper Publications

20

Choose the correct verb.

The photographers ____ taking our pictures. (is, are)

©2006 Super Duper Publications

42

Name the main verb and helping verb in each sentence.

John and Susan have mixed the ingredients together.

©2006 Super Duper Publications

12

Choose the correct verb.

You ____ responsible for bringing your homework. (was, were)

©2006 Super Duper Publications

27

Say the sentence using the verb in present, past, and future tense.

Grace ____ the song.
(sing)

©2006 Super Duper Publications

8

Say the correct contraction.

(We will) blend the fruit for smoothies.

©2006 Super Duper Publications

6



Granny's Candies® Card Set 3

Verbs Activity Book and Cards

Created by Sarah Michaels



Granny's Candies® Card Set 3

- 672 Verb Cards
- Reproducible Workbook with Lessons, Activities, and Games
- Card Divider Box and printable CD-ROM

Introduction

Use *Granny's Candies® Card Set 3* with the original *Granny's Candies®* game board, “candy” tokens, and die. *Granny's Candies® Card Set 3* is a language game for students Grades 2-6. The game focuses on correct verb usage. Any number of children can play at one time. It targets 12 areas:

- *Regular Past Tense* - Say the verb in past tense.
- *Irregular Past Tense* - Say the verb in the past tense.
- *Is-Are* - Choose the correct verb.
- *Was-Were* - Choose the correct verb.
- *Has-Have* - Choose the correct verb.
- *Do-Does* - Choose the correct verb.
- *Verb + ing* - Say the sentence using is/are (underlined verb) + ing.
- *Main Verbs and Helping Verbs* - Name the main verb and helping verb in each sentence.
- *Subject - Verb Agreement* - Choose the correct verb.
- *Active - Passive Voice* - Say the past tense of the verb in active and passive voice.
- *Past, Present, and Future* - Say the sentence using the verb in present, past, and future tense.
- *Contractions* - Say the correct contraction.

Object of the Game

To be the player with the most “candy” tokens at the end of the game.

Getting Ready to Play

1. Separate all of the *Granny's Candies® Card Set 3* verb cards into individual decks by topic area.
2. Place the game board on a table or the floor.
3. Fill the candy jars on the board with “candy” tokens.
4. Choose the card(s) that the player(s) will use to play the game. For example, all players may work on Subject-Verb Agreement or each player may work on a different verb area.
5. Place each card set into the card divider box. Use all cards in a deck, or choose specific questions based on the students' skill level.

How to Play

1. Decide who goes first.
2. First player takes a card from the appropriate section of the card divider box and reads/listens to the question. Player then answers the question aloud. Answers are included on pages 2-17 of the Activity Book.
3. Player rolls the die and takes that number of “candy” token pieces from any candy jar.
4. Play continues in turn.
5. Game ends when all “candy” tokens have been removed from the board, or when time expires. Player with the most “candy” tokens wins!

Game Variations

- Give each player the same number of tokens. Player rolls the die and puts that many “candy” tokens in the jars after answering each question. The first player to put all of his/her “candy” tokens in the candy jars wins!
- Use the open-ended games (pages 68-71) during individual or group sessions for more fun with games.
- Use the *Granny's Candies® Card Set 3* without the game board to work on verb skills.



©2006 Super Duper® Publications

www.superduperinc.com E-Mail: custserv@superduperinc.com

Call Toll Free 1-800-277-8737 Fax Toll Free 1-800-978-7379

Introduction

Granny's Candies® Verbs is a language game for children Grades 2-6. This Activity Book and Card Set 3 focuses on Verbs in a motivating and challenging way.

Granny's Candies® Card Set 3 targets 12 semantic areas including:

- *Regular Past Tense* - Say the verb in the past tense.
- *Irregular Past Tense* - Say the verb in the past tense.
- *Is-Are* - Choose the correct verb.
- *Was-Were* - Choose the correct verb.
- *Has-Have* - Choose the correct verb.
- *Do-Does* - Choose the correct verb.
- *Verb + ing* - Say the sentence using is/are (underlined verb) + ing.
- *Main Verbs and Helping Verbs* - Name the main verb and helping verb in each sentence.
- *Subject - Verb Agreement* - Choose the correct verb.
- *Active - Passive Voice* - Say the past tense of the verb in active and passive voice.
- *Past, Present, Future* - Say the sentence using the verb in present, past, and future tense.
- *Contractions* - Say the correct contraction.

Each skill has lesson plans, question cards, and activity sheets. Each lesson has a handy “check-off” format allowing the teacher to easily track student progress for each skill. There are 84 questions per area, totaling 672 questions.

If you prefer, use the Combo Assessment/Lesson on page 18 as an informal quick assessment to determine target areas where your students need help. You may also use the Combo Assessment/Lesson as an informal assessment to determine progress and mastery of the language skills after teaching them.

The activity sheets reinforce the lessons targeted in the classroom or therapy session. They are also ideal for incorporating correct vocabulary usage into language lessons. Send the reproducible worksheets home for fun, extra practice, and carryover!

The open-ended game sheets on pages 68-71 offer motivating and exciting playing options. Students will love to play *Ice Cream Scoopers*, *Jelly Bean Trail*, *Tasty Tic-Tac-Toe*, and *Chocolate Chip Checkers* while improving their use of correct verb forms.

Granny's Candies® Verbs includes the following:

- 672 verb skill cards (twelve skill areas).
- Reproducible activity book with Lessons, Activities, and Games.
- Printable CD-ROM.
- Card divider box.
- Twelve plastic baggies for card storage.




Table of Contents

Introduction	ii
How to Play Instructions	iii
Parent/Helper Letter	vi
Lessons/Answer Key	2-17
Say the verb in past tense. (<i>Regular Past Tense</i>)	2
Say the verb in past tense. (<i>Irregular Past Tense</i>)	3-5
Choose the correct verb. (<i>Is-Are</i>).	6
Choose the correct verb. (<i>Was-Were</i>)	7
Choose the correct verb. (<i>Has-Have</i>)	8
Choose the correct verb. (<i>Do-Does</i>).	9
Say the sentence using <u>is/are</u> (<u>underlined verb</u>) + ing. (<i>Verb + ing</i>) . .	10
Name the main verb and helping verb in each sentence. (<i>Main Verb and Helping Verbs</i>)	11
Choose the correct verb. (<i>Subject - Verb Agreement</i>).	12-13
Say the verb in active and passive voice. (<i>Active - Passive Voice</i>) . .	14
Say the sentence using the verb in past, present, and future tense. (<i>Past, Present, and Future</i>)	15
Say the correct contraction. (<i>Contractions</i>)	16-17
Combo Assessment/Lesson	18



Table of Contents

Activity Pages	20-67
Regular Past Tense.	20-23
Irregular Past Tense	24-27
Is-Are.	28-31
Was-Were	32-35
Has-Have.	36-39
Do-Does.	40-43
Verb + ing	44-47
Main Verbs and Helping Verbs.	48-51
Subject-Verb Agreement.	52-55
Active-Passive Voice	56-59
Past, Present, Future	60-63
Contractions	64-67
Open-Ended Games	68-71
Ice Cream Scoopers	68
Jelly Bean Trail	69
Tasty Tic-Tac-Toe.	70
Chocolate Chip Checkers	71
Answer Key	72-73
Awards.	74

Say the sentence using is/are (underlined verb) + ing.

Directions: The teacher reads aloud an item from the list below (See page iii for “How to Play Instructions”). First player answers the question aloud and rolls the die. He/She takes the number of candies from the jar indicated on the die. Play continues in turn. Answers are in parentheses.



- | | |
|---|--|
| <p><input type="checkbox"/> 1. Theresa <u>applauds</u> the performers.
Now, she _____ the performers. (is applauding)</p> <p><input type="checkbox"/> 2. James <u>plays</u> the drums.
James _____ the drums. (is playing)</p> <p><input type="checkbox"/> 3. Paul <u>wears</u> sandals.
He _____ sandals today. (is wearing)</p> <p><input type="checkbox"/> 4. Beth <u>buttons</u> her shirt.
Now, she _____ her shirt. (is buttoning)</p> <p><input type="checkbox"/> 5. The meteorologist <u>forecasts</u> the weather.
She _____ the weather for tomorrow. (is forecasting)</p> <p><input type="checkbox"/> 6. The mechanic <u>fixes</u> cars.
The mechanic _____ my car right now. (is fixing)</p> <p><input type="checkbox"/> 7. The ballerina <u>dances</u>.
The ballerina _____. (is dancing)</p> <p><input type="checkbox"/> 8. Adam and Scott <u>report</u> the news.
They _____ the news for today. (are reporting)</p> <p><input type="checkbox"/> 9. They <u>change</u> their clothes at the end of the day.
Now, they _____ their clothes. (are changing)</p> <p><input type="checkbox"/> 10. The board <u>meets</u> here.
The board _____ here tonight. (is meeting)</p> <p><input type="checkbox"/> 11. The engine <u>runs</u> well.
The engine _____ well this afternoon. (is running)</p> <p><input type="checkbox"/> 12. The boat <u>rocks</u>.
Now, the boat _____. (is rocking)</p> <p><input type="checkbox"/> 13. We <u>listen</u> to the radio every night.
We _____ to the radio. (are listening)</p> <p><input type="checkbox"/> 14. Keith <u>builds</u> with blocks.
He _____ with blocks. (is building)</p> <p><input type="checkbox"/> 15. Sean <u>smiles</u> at me.
Sean _____ at me now. (is smiling)</p> <p><input type="checkbox"/> 16. Wendy <u>picks</u> the flowers.
Now she _____ the flowers. (is picking)</p> <p><input type="checkbox"/> 17. We <u>shovel</u> the snow.
We _____ the snow. (are shoveling)</p> <p><input type="checkbox"/> 18. Michael and Donna <u>ski</u>.
Today, they _____. (are skiing)</p> <p><input type="checkbox"/> 19. Arlene and Evan <u>rake</u> leaves.
Today, they _____ leaves. (are raking)</p> <p><input type="checkbox"/> 20. Ethan and Ken <u>golf</u> every day.
Now they _____. (are golfing)</p> <p><input type="checkbox"/> 21. The comedian <u>tells</u> jokes.
The comedian _____ jokes tonight. (is telling)</p> | <p><input type="checkbox"/> 22. Betty always <u>whispers</u> in the library.
Betty _____ in the library. (is whispering)</p> <p><input type="checkbox"/> 23. Each day, we <u>walk</u> to school.
Today, we _____ to school. (are walking)</p> <p><input type="checkbox"/> 24. Many customers <u>shop</u> in the store.
Customers _____ in the store now. (are shopping)</p> <p><input type="checkbox"/> 25. Noreen <u>knits</u> sweaters.
She _____ a sweater. (is knitting)</p> <p><input type="checkbox"/> 26. Roller coaster riders <u>scream</u>.
The roller coaster riders _____ during their ride. (are screaming)</p> <p><input type="checkbox"/> 27. Each day birds <u>chirp</u>.
Today, the birds _____. (are chirping)</p> <p><input type="checkbox"/> 28. The parents <u>watch</u> the children.
The parents _____ the children at the park now. (are watching)</p> <p><input type="checkbox"/> 29. The chef <u>chops</u> vegetables every day.
The chef _____ vegetables for dinner tonight. (is chopping)</p> <p><input type="checkbox"/> 30. Annie <u>sips</u> her coffee slowly.
Annie _____ her coffee now. (is sipping)</p> <p><input type="checkbox"/> 31. The hikers <u>climb</u> mountains.
The hikers _____ the mountains. (are climbing)</p> <p><input type="checkbox"/> 32. They <u>pour</u> milk on their cereal.
They _____ milk on their cereal. (are pouring)</p> <p><input type="checkbox"/> 33. The custodian <u>sweeps</u> the floors every night.
The custodian _____ the floors tonight. (is sweeping)</p> <p><input type="checkbox"/> 34. The full moon <u>reflects</u> on the water.
Tonight, the full moon _____ on the water. (is reflecting)</p> <p><input type="checkbox"/> 35. The telephone <u>rings</u>.
The telephone _____ right now. (is ringing)</p> <p><input type="checkbox"/> 36. Dad <u>ties</u> my shoes each day.
Dad _____ my shoes right now. (is tying)</p> <p><input type="checkbox"/> 37. Paul and Phillip <u>work</u> together.
Paul and Phillip _____ together now. (are working)</p> <p><input type="checkbox"/> 38. The faucet <u>drips</u>.
Now the faucet _____. (is dripping)</p> <p><input type="checkbox"/> 39. The lions <u>roar</u>.
The lions _____ this morning. (are roaring)</p> <p><input type="checkbox"/> 40. Juan <u>splashes</u> in the pool.
Now, Juan _____ in the pool. (is splashing)</p> <p><input type="checkbox"/> 41. The soccer player <u>kicks</u> the ball.
The soccer player _____ the ball. (is kicking)</p> <p><input type="checkbox"/> 42. The coach <u>talks</u> to the players.
Now, the coach _____ to the players. (is talking)</p> |
|---|--|

Verb + ing

Verb + ing

Directions: Write the sentence using is/are (underlined verb) + ing.

1. Theresa applauds the performers.
Now, she _____ the performers.
2. Ethan and Ken golf every day.
Today, they _____.
3. The comedian tells jokes.
The comedian _____ jokes tonight.
4. The boat rocks.
Now, the boat _____.
5. Michael and Donna ski.
Today, they _____.
6. Annie sips her coffee slowly.
Annie _____ her coffee now.



Verb + ing

Ice Cream Scoopers

Directions: Color and cut out the scoops of ice cream. Answer a question from the cards or Lesson Plans (pages 2-18) before gluing or placing a scoop on a cone.

