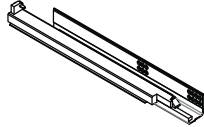
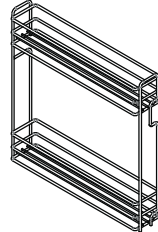







| NO | PARÇA RESMI/ PART DRAWING | AD./ PCS. |
|----|---|--------------|
| 1 |  | 2 |
| 2 |  | 1 |
| 3 |  | 4 |
| 4 |  | 4 |
| 5 |  | 2 |
| 6 | M5x12 YHB | 4 |
| 7 | M5 SOMUN/NUT | 4 |
| 8 | M5x7 YSB | 4 |
| 9 | 4x16 SV | 12 |
| 10 | 4x25 SV | 4 |
| 11 | 6x10 YHB | 4 |
| 12 | 6x10 PRB | 4 |
| 13 |  | 4 |
| 14 |  | 4 |