

STEELART stainless steel sinks.
Find out more about the material, advantages and care.

www.blanco-steelart.com

BLANCO
STEELART

Timeless and elegant.
Functional.



Stainless steel. Unique properties.

Stainless steel is often called the preferred material of discerning product designers and kitchen planners. Its unique material properties make this elegant material the first choice for the highest standards in high-end and exclusive design.

But what exactly is behind this all-rounder?

We have compiled the most relevant information for you in this piece.




THE MATERIAL.

- Stainless steel is a **natural, environmentally friendly material that is 100% recyclable**. This means that all items made of stainless steel can go back into the production of new material at the end of their life cycle.
- BLANCO uses the highest stainless steel quality that consists mainly of iron (72%), chrome (18%) and nickel (10%). This composition makes it **resistant to corrosion**.
- Stainless steel **does not rust**. Any rust marks that appear on the surface are from other sources. This rust is an oxidation of deposited foreign materials.

- **Stainless steel constantly renews itself**. In fact, it is said to have a **self-healing surface**, also called the passive layer. If the surface is damaged, oxygen helps it to renew itself. This is always of benefit to the material in daily use.

Thanks to the zoning of the passive layer, there is no need for corrosion protection. As a consequence, stainless steel retains its value and brilliance for decades.




SURFACE FINISHES.

STEELART bowls are available in three surface finishes with different degrees of gloss.

Stainless steel satin polish




Top: finish stainless steel satin polish
Bottom: cross section satin polish,
finely brushed stainless steel



Stainless steel satin matt




Top: finish stainless steel satin matt
Bottom: cross section satin matt,
sand-brushed stainless steel



Stainless steel Durinox®



Top: finish stainless steel Durinox®
Bottom: cross section Durinox®,
shot-blasted stainless steel



THE ADVANTAGES.

- The material properties **prevent rust from forming**
- **Hygienic and food neutral:** the smooth metallic surface of the stainless steel makes it extremely difficult for bacteria and micro organisms to settle and multiply. It does not affect the taste or appearance of any foods that come into contact with it.
- **Lightfast and stain resistant**
- **Strong and elastic** against blows, drops and wear. Dropped items do not break so readily.
- **Creative freedom and design:** there are no limits for aesthetes thanks to the perfect formability of the material. Flowing shapes and transitions, flat rims and rounded lines clearly demonstrate the design versatility of this material.
- **Versatile in combination:** Thanks to its neutral colours, stainless steel will blend harmoniously with any kitchen environment.
- **Easy to clean and care for:** the minimum care is all that is required for stainless steel to retain its value and brilliance even after decades.



IN DAILY USE.

Lots of materials are harder than stainless steel, such as ceramic, stone, glass or hardened metals, as are scouring detergents. All of these materials can scratch a stainless steel surface if applied mechanically.


Complete scratch resistance is not achievable by today's technical standards, so the appearance of minor signs of usage is entirely natural. For instance over time, stainless steel satin polish gets a so-called patina, which becomes less and less sensitive with regular polishing.

Stainless steel Durinox®:

The hardened Durinox® surface is more than twice as hard as conventional stainless steel, which makes it extremely resistant to scratches.

Stainless steel satin polish and satin matt:

due to its smooth structure, the finely brushed satin polish surface is extremely easy to clean – in fact, it is the easiest of all the options.



CLEANING AND CARE (STAINLESS STEEL SATIN POLISH / SATIN MATT).

1. Deep clean (satin polish finishes only):

We recommend cleaning and maintaining the surface with BLANCO POLISH every 1-2 weeks.

BLANCO POLISH makes daily cleaning much easier, and removes heavy dirt and limescale deposits. It seals the surface, giving it a self-cleaning effect, and also removes minor signs of use.

BLANCO POLISH:

- Removes scratches
- Removes rust and stains
- Water just rolls off the surface after use
- Prevents finger prints and other marks and dirt from settling
- Leaves a silky-matt shine

To obtain care products for STEELART stainless steel sinks look up online at www.blanco-germany.com

BLANCO STEELART care set:

- 1 x BLANCO microfibre cloth
- 1 x BLANCO POLISH
- 1 x Vileda sponge, non-scratch

Item no. 118 009



- ## 2. Daily cleaning:
- All that is required for daily cleaning is a soft sponge or damp microfibre cloth and normal commercial cleaning detergent. You can also use vinegar or lemon cleaner to remove limescale.

BLANCO household tip: Clean with vinegar water (20% vinegar, 80% water) or with lemon juice diluted in water.

Special information

- Always clean in the direction of brushing, and do never use circular movements as this could result in permanent changes to the surface texture.
- Intensive polishing in one spot will result in local changes to the degree of sheen (especially on satin matt)
- Avoid chlorine and hydrochloric acid-based cleaning products
- Remove dirt and limescale deposits regularly
- Avoid direct, prolonged contact with rusting iron objects (e.g. cast iron pans)
- Never use steel wool, only sponges for stainless steel (soft side)

CLEANING AND CARE (STAINLESS STEEL DURINOX®).

1. Deep clean for Durinox® finishes:

We recommend deep cleaning the stainless steel surface before using it for the first time, and then every 3 – 4 weeks.

1. Pour a little undiluted BLANCO Durinox® Liquid onto a soft sponge (e.g. stainless steel sponge by VILEDA).
2. Clean the surface using circular movements and light pressure on the surface.
3. Then remove all traces of the cleaner and the loosened dirt from the stainless steel surface with a wet microfibre cloth and plenty of water.
4. Dry the surface with a clean cotton or microfibre cloth.

2. Daily cleaning:

All that is required for daily cleaning is a soft sponge or damp microfibre cloth. To treat limescale and light dirt, use BLANCO Durinox® Liquid, vinegar or lemon cleaner.

BLANCO Durinox® Liquid is a special deep cleaner.

It removes heavy dirt and limescale deposits, and makes daily cleaning much easier.

To obtain care products for STEELART stainless steel sinks look up online at www.blanco-germany.com

BLANCO Durinox® Liquid:

- Loosens rust and stains
- Makes it easier to remove fingerprints

BLANCO Durinox® Care Set:

- 1 x BLANCO microfibre cloth
- 1 x BLANCO Durinox® Liquid 250 ml
- 1 x Vileda sponge, non-scratch

Item no. 520 836



Special information

Do not use any abrasive scouring powders (e.g. scouring milk, scouring powder, BLANCO POLISH) to clean BLANCO Durinox® stainless steel surfaces.

BLANCO
STEELART

www.blanco-germany.com
www.blanco-steelart.com
steelart@blanco.de