

Инструкция по установке

# RENAULT DUSTER

(2010- )

# RENAULT KAPTUR

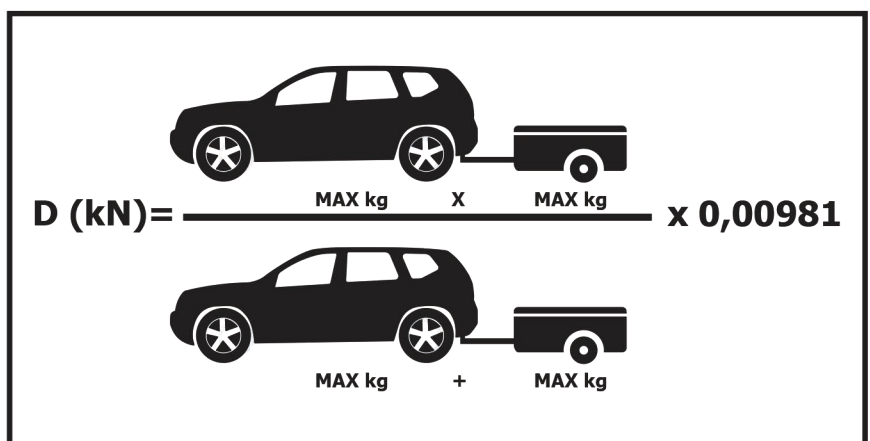

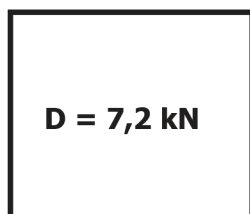
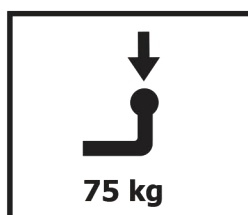
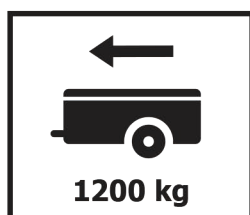
(2016- )

# NISSAN TERRANO

(2014- )

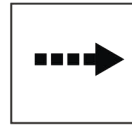


Арт.: F.4711.001






Вкрутить/выкрутить используя инструмент



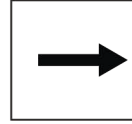
Движение



Поворот

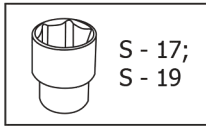



Вкрутить/выкрутить не затягивая

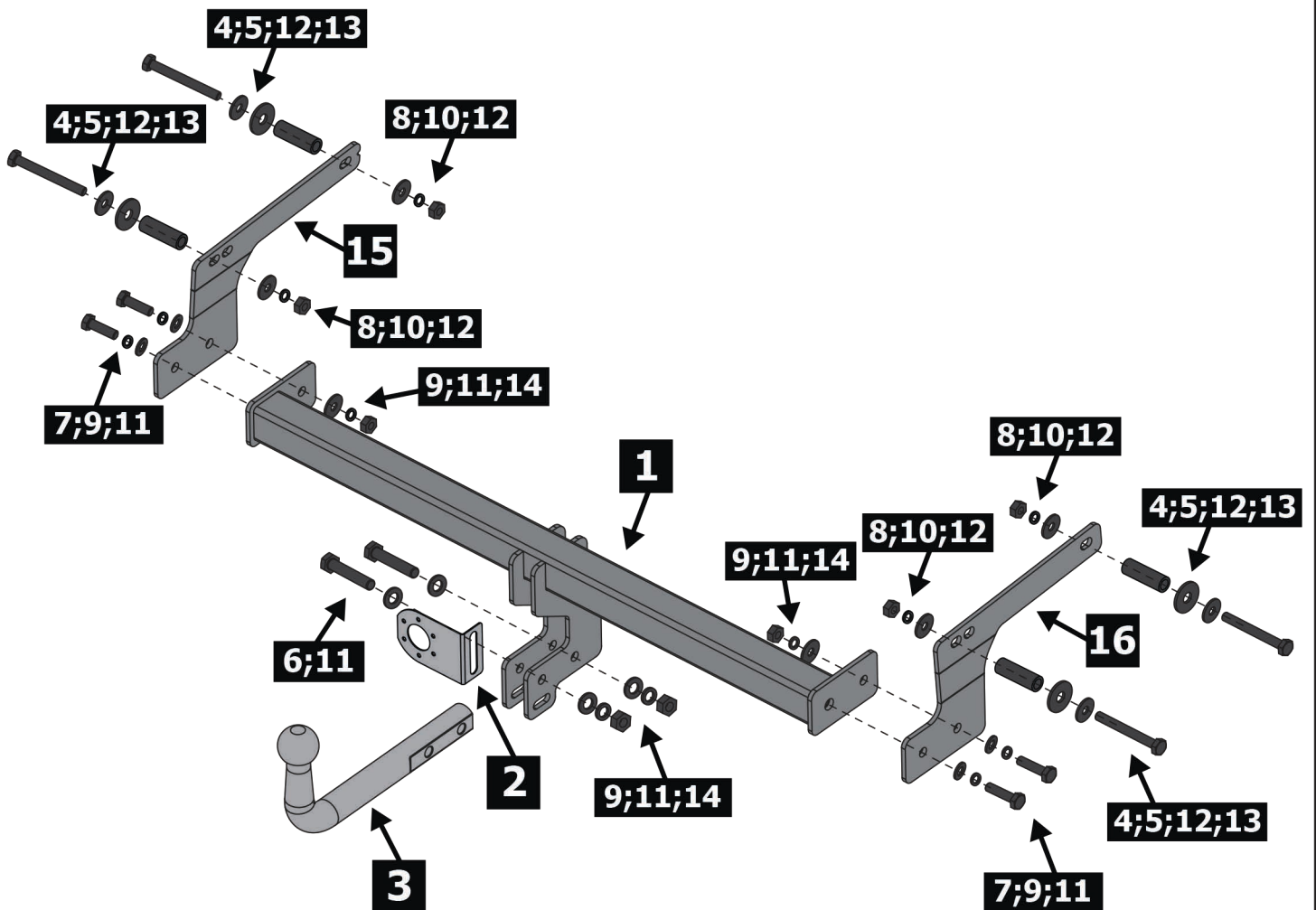


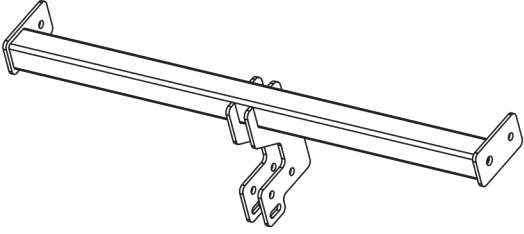



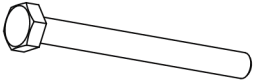
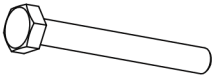
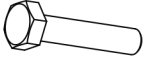





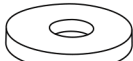

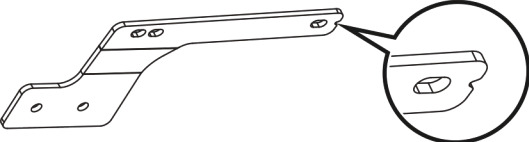
Расположение

## Используемый инструмент:



S - 17;  
S - 19



<b>1</b>	x1	Балка	
<b>2</b>	x1	Подрозетник	
<b>3</b>	x1	Крюк	
<b>4</b>	x4	Втулка	
<b>5</b>	x4	M10x90	
<b>6</b>	x2	M12x1.25x70	
<b>7</b>	x4	M12x1.25x40	
<b>8</b>	x4	M10	
<b>9</b>	x6	∅ 12	
<b>10</b>	x4	∅ 10	
<b>11</b>	x10	∅ 12	
<b>12</b>	x8	∅ 10	
<b>13</b>	x4	∅ 12	
<b>14</b>	x4	M12x1.25	
<b>15</b>	x1	Кронштейн левый	
<b>16</b>	x1	Кронштейн правый	