

Эффективность света:

157 Lumen/Watt

Качество света:

CRI: 86,7

Цветовая температура:

4087 K

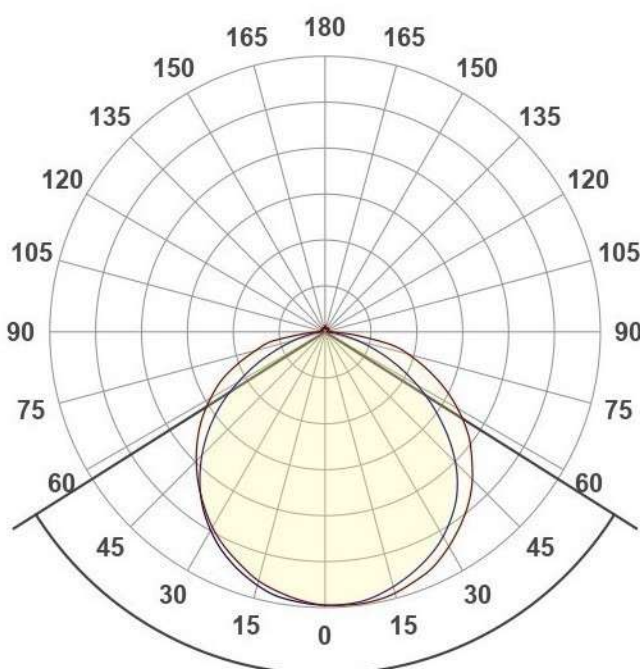
Поток: 3878 lm

Интенс.: 1231 cd

Мощн.: 24,7 W

КПД: 0,94

4 PLANES



Угол пучка

115,5°

Цвет

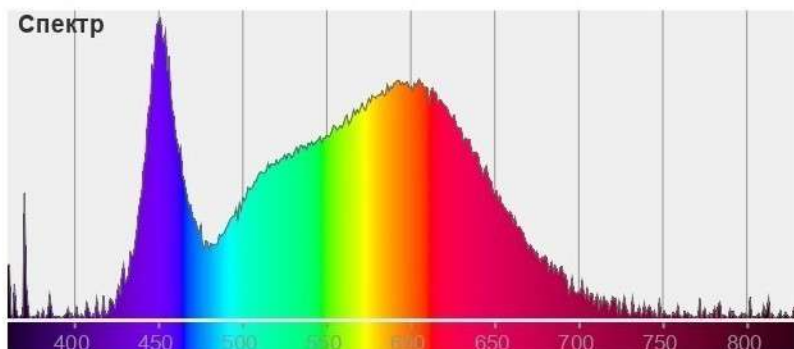


CIE1931

x: 0,374

y: 0,363

Спектр



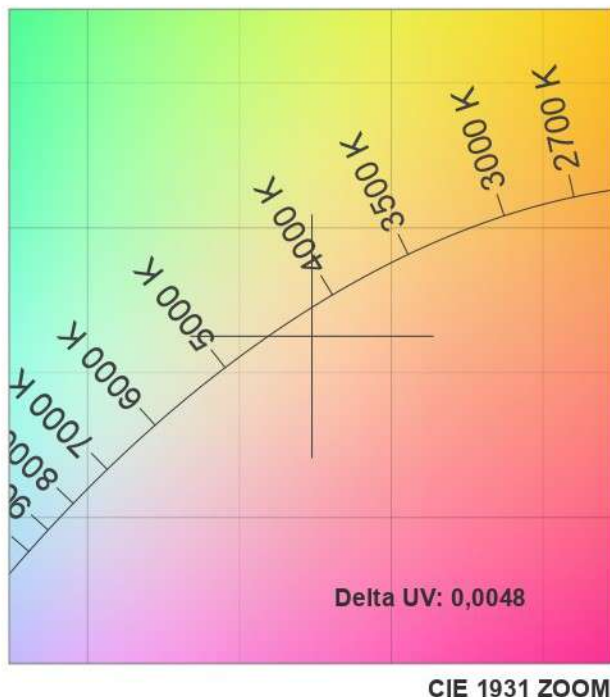
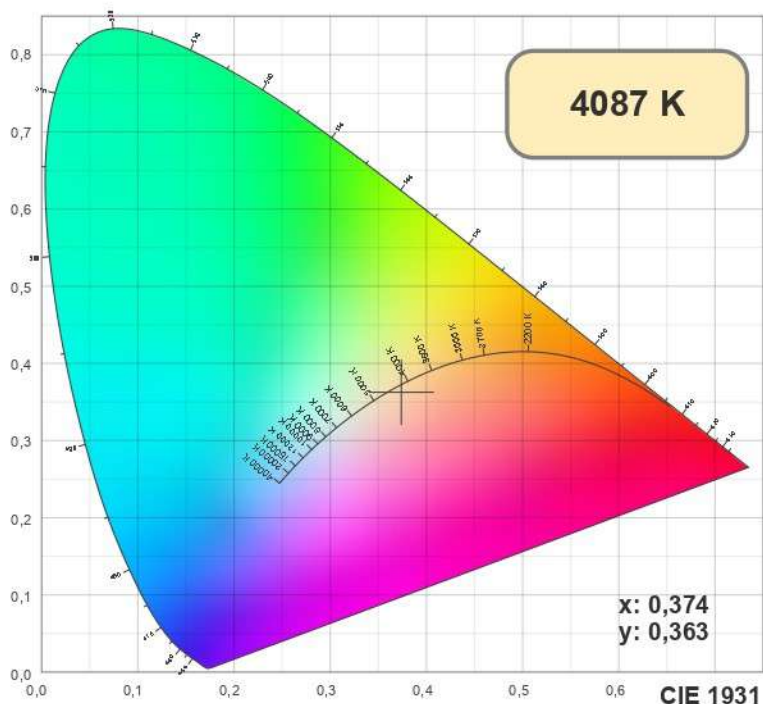
Название продукта:

**Glerio Universal 01S-25D-4K**

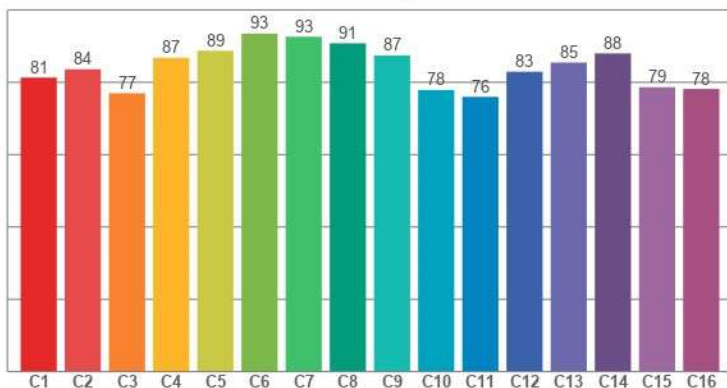
Дата и время:

**21.08.2019 14:06:11**

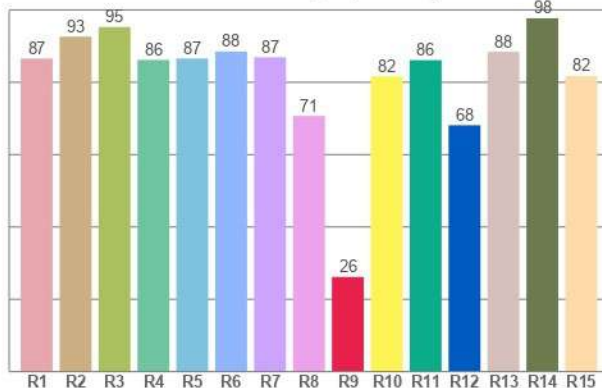




TM30: 83,8



CRI: 86,7 (R1-R8)



CRI R values, only R1-R8 are used to calculate final CRI value

R1	R2	R3	R4	R5	R6	R7	R8	R9	R10	R11	R12	R13	R14	R15
86,56	92,62	95,28	86,19	86,58	88,49	86,92	70,69	26,18	81,63	86,12	68,12	88,42	97,70	81,74

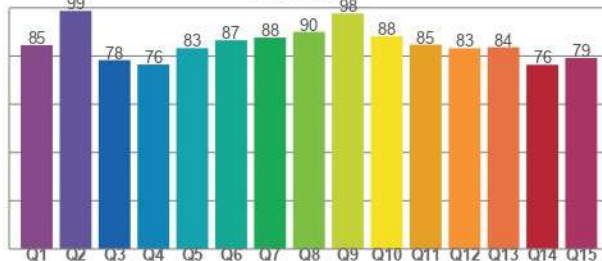
TM30 C values, 16 binned values out of total of 99 C values

C1	C2	C3	C4	C5	C6	C7	C8	C9	C10	C11	C12	C13	C14	C15	C16
81,29	83,80	76,97	86,76	88,71	93,41	92,80	90,78	87,39	77,86	75,96	82,92	85,45	87,98	78,64	78,15

CQS Q values

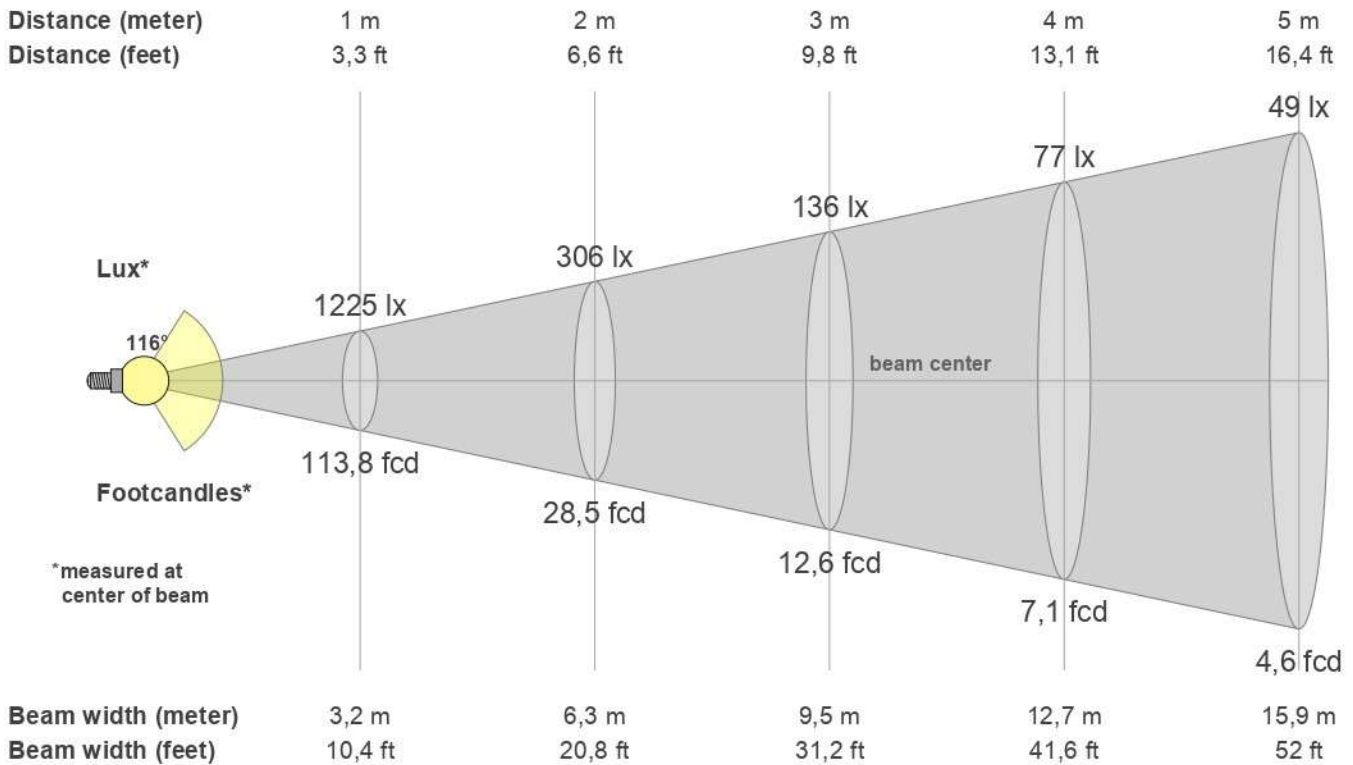
Q1	Q2	Q3	Q4	Q5	Q6	Q7	Q8	Q9	Q10	Q11	Q12	Q13	Q14	Q15
84,53	98,72	78,30	76,49	83,26	86,53	87,65	90,01	97,66	88,26	84,72	83,24	83,66	76,37	79,21

CQS: 83,9



Color parameters

CCT	CRI	CRI R9	TM30 Rf	TM30 Rg	CQS	x	y	u	v	Duv
4087 K	86,7	26,2	83,8	97,7	83,9	0,4	0,4	0,2	0,3	-0,0048



Intensities in 0° c-plane

0°	5°	10°	15°	20°	25°	30°	35°	40°	45°	50°	55°	60°	65°	70°	75°	80°	85°	90°	95°
1225	1228	1226	1213	1188	1158	1112	1059	1002	935	858	779	686	589	487	385	267	113	28	16
100%	100%	100%	99%	97%	94%	91%	86%	82%	76%	70%	64%	56%	48%	40%	31%	22%	9%	2%	1%

Intensities in 90° c-plane

0°	5°	10°	15°	20°	25°	30°	35°	40°	45°	50°	55°	60°	65°	70°	75°	80°	85°	90°	95°
1225	1223	1210	1183	1148	1108	1059	997	922	826	716	598	479	361	250	153	76	30	14	11
100%	100%	99%	97%	94%	90%	86%	81%	75%	67%	58%	49%	39%	29%	20%	13%	6%	2%	1%	1%

Intensities in 180° c-plane

0°	5°	10°	15°	20°	25°	30°	35°	40°	45°	50°	55°	60°	65°	70°	75°	80°	85°	90°	95°
1225	1209	1185	1155	1111	1065	1012	950	886	818	748	674	593	513	416	322	241	96	30	19
100%	99%	97%	94%	91%	87%	83%	78%	72%	67%	61%	55%	48%	42%	34%	26%	20%	8%	2%	2%

Intensities in 270° c-plane

0°	5°	10°	15°	20°	25°	30°	35°	40°	45°	50°	55°	60°	65°	70°	75°	80°	85°	90°	95°
1225	1218	1205	1175	1136	1087	1027	957	875	782	680	571	451	337	228	142	78	38	16	15
100%	99%	98%	96%	93%	89%	84%	78%	71%	64%	56%	47%	37%	27%	19%	12%	6%	3%	1%	1%

Beam angle 50%	Field angle 10%	Cutoff angle 2,5%	Intensity ratio in 120° cone	Intensity ratio in 90° cone
115,5°	165,9°	178,8°	74,2%	50,1%