销售网络通讯录

The Directory of Domestic Sales Network

名　称	地　址	邮　编	电　话
哈尔滨量具刃具集团有限责任公司销售分公司	哈尔滨市香坊区和平路44号	150040	0451-82625311
哈尔滨量具刃具集团有限责任公司沈阳销售中心	沈阳市铁西区兴顺街37-1号	110021	024--25624348
哈尔滨量具刃具集团有限责任公司北京销售分公司	北京市大兴区黄村镇海鑫北路9号	102600	010--63510535
哈尔滨量具刃具集团有限责任公司西安销售处	西安市环城东路63号	710048	029--82484745
哈尔滨量具刃具集团有限责任公司重庆销售中心	重庆市渝北区兰馨大道6号5栋1号	400039	023--67188736
哈尔滨量具刃具集团有限责任公司济南销售处	济南市经二路743-2号	250022	0531-87971452
哈尔滨量具刃具集团有限责任公司南京销售中心	南京市虎踞南路2号-7	210029	025--86647773
哈尔滨量具刃具集团有限责任公司上海销售分公司	上海市黄浦区香港路111号凯恩商务楼203室	200001	021--63239501
哈尔滨量具刃具集团有限责任公司杭州供应站	杭州市文晖路168-6号钛合国际A座502室	310014	0571-85332674
哈尔滨量具刃具集团有限责任公司武汉销售中心	武汉市汉口友谊路118号	430022	027--85825943
哈尔滨量具刃具集团有限责任公司长沙销售分公司	长沙市南湖建材新城6栋8号	410001	0731-82182155
哈尔滨量具刃具集团有限责任公司销售总公司进出口部	哈尔滨市和平路44号	150040	0451-86792177
哈尔滨量具刃具集团有限责任公司销售总公司精密量仪销售部	哈尔滨市和平路44号	150040	0451-86792159
哈尔滨量具刃具集团有限责任公司销售总公司数控刀具销售部	哈尔滨市和平路44号	150040	0451-86792534
哈尔滨量具刃具集团有限责任公司销售总公司凯狮销售部	哈尔滨市和平路44号	150040	0451-86792698
哈尔滨量具刃具集团有限责任公司销售总公司量规销售部	哈尔滨市和平路44号	150040	0451-82641836
哈尔滨林克斯贸易有限公司	哈尔滨市和平路64号	150040	0451-86792674
哈尔滨量具刃具集团有限责任公司销售总公司信息计划部	哈尔滨市和平路44号	150040	0451-86792179
哈尔滨量具刃具集团有限责任公司销售总公司办公室	哈尔滨市和平路44号	150040	0451-86792735

哈尔滨量具刃具集团有限责任公司

Harbin Measuring & Cutting Tool Group Co.,Ltd

地址：哈尔滨市和平路44号
电话：86-0451-82648853(服务热线)
86-0451-86792588(服务热线)
86-0451-86792589(服务热线)
86-0451-86792590(服务热线)
传真：86-0451-82607698
邮编：150040
http://www.links-china.com
E-mail:links@links-china.com

Add：NO.44 Heping Road Harbin China
Tel：86-0451-82648853(Service hotline)
86-0451-86792588(Service hotline)
86-0451-86792589(Service hotline)
86-0451-86792590(Service hotline)
Fax：86-0451-82607698
Postcode：150040
http://www.links-china.com
E-mail:links@links-china.com

2013年4月印制

哈量集团
LINKS HMCT GROUP

精密刀柄
可转位刀具

PRECISION HOLDERS
INDEXABLE CUTTING TOOLS

哈尔滨量具刃具集团有限责任公司

Harbin Measuring & Cutting Tool Group Co ., Ltd

数控刀具公司简介

INTRODUCTION

哈尔滨量具刃具集团有限责任公司–数控刀具公司，自1987年投产以来，已有25年的历史。是国内最早生产数控刀具的企业。

主要产品有：1.TSG整体式镗铣类工具系统；2.TMG21模块式镗铣类工具系统；3.可转位精密小刀夹；4.可转位铣刀；5.可转位精密车刀；6.CZG（VDI）车削刀夹；7.数控机床附件；8.整体硬质合金刀具；9.超硬刀具等九大类标准产品，及大量的非标专用产品，从规模和品种上均处于国内领先水平。

“十一五”期间，哈量集团数控刀具公司进行了大规模的技术改造。购置了数十台数控机床和高精度磨床，同时，通过并购德国凯狮公司，使工具系统产品的生产方式及生产工艺，实现飞跃式的变化。也使工具系统产品的外观和内在质量、几何精度等主要技术性能有了显著提高。增加了热套装夹头和HSK锥柄整体式镗铣类工具系统。大量的工具系统产品，长年销往德国，产品质量免检。

哈量集团数控刀具公司，借助于我们德国凯狮分公司的平装刀片的采购能力，我们加快了平装刀片可转位刀具的研发，改变了国产刀具低价、低质的局面，使可转位刀具的使用寿命，与世界上前五名刀具供应商，具有相同的品质。

我们公司的数控刀具研究所，有专职的刀具应用工程师，可以根据客户的产品图样、工艺文件和技术要求，提供创新的整体加工解决方案，并进行非标工具系统产品和刀具产品的设计。我们是刀具生产制造商和刀具解决方案提供商，为了应对今天工具行业的挑战，我们愿意成为您的合作伙伴，和您共同完成产品加工。

目 录

JT柄TSG整体式镗铣类工具系统 A A01–A21
BT柄TSG整体式镗铣类工具系统 B B01–B21
ST柄TSG整体式镗铣类工具系统 C C01–C17
WST柄TSG整体式镗铣类工具系统 D D01–D17
TMG 21模块式镗铣类工具系统 E E01–E19
可转位浅孔钻和扩孔钻 E E20–E29
可转位精密小刀夹 F F01–F08
CZG车削刀夹 G G01–G09
机床功能部件及刀柄附件 H H01–H13
可转位车刀 J J01–J120
平装可转位铣刀 K K01–K38
立装可转位铣刀 L L01–L50

TSG整体式镗铣类工具系统

TSG整体式镗铣类工具系统，主要用于镗铣类数控机床和镗铣类加工中心机床。系统的主要特点是：刀体采用整体式结构，与机床的连接、定位采用7：24锥柄，所以该系统整体刚性较强、结构稳定。大规格锥柄适用于重型切削机床。小规格锥柄适用于高速轻切削机床。应用该系统可完成钻、扩、铰、镗、铣和攻丝等多种切削加工，是一套非常完善的加工工具系统。

7：24锥柄我公司目前可生产ISO、GB、JIS(MAS)、ASME(ANSI)、DIN、ΓOCT等多种标准和30、40、50、60号等四种规格，其它的标准和规格也可向用户提供订货。

HSK-A，HSK-C型锥柄，目前国内常用的有50、63、100三种规格，除了样本中给出的品种规格外，我公司还可根据用户的需求进行配套设计，特别是对被加工工件工艺流程的刀具配置，我公司可进行优化设计。

注：订货时请注明产品的型号、规格。锥柄请注明标准代号。

TSG整体式镗铣类工具系统图谱

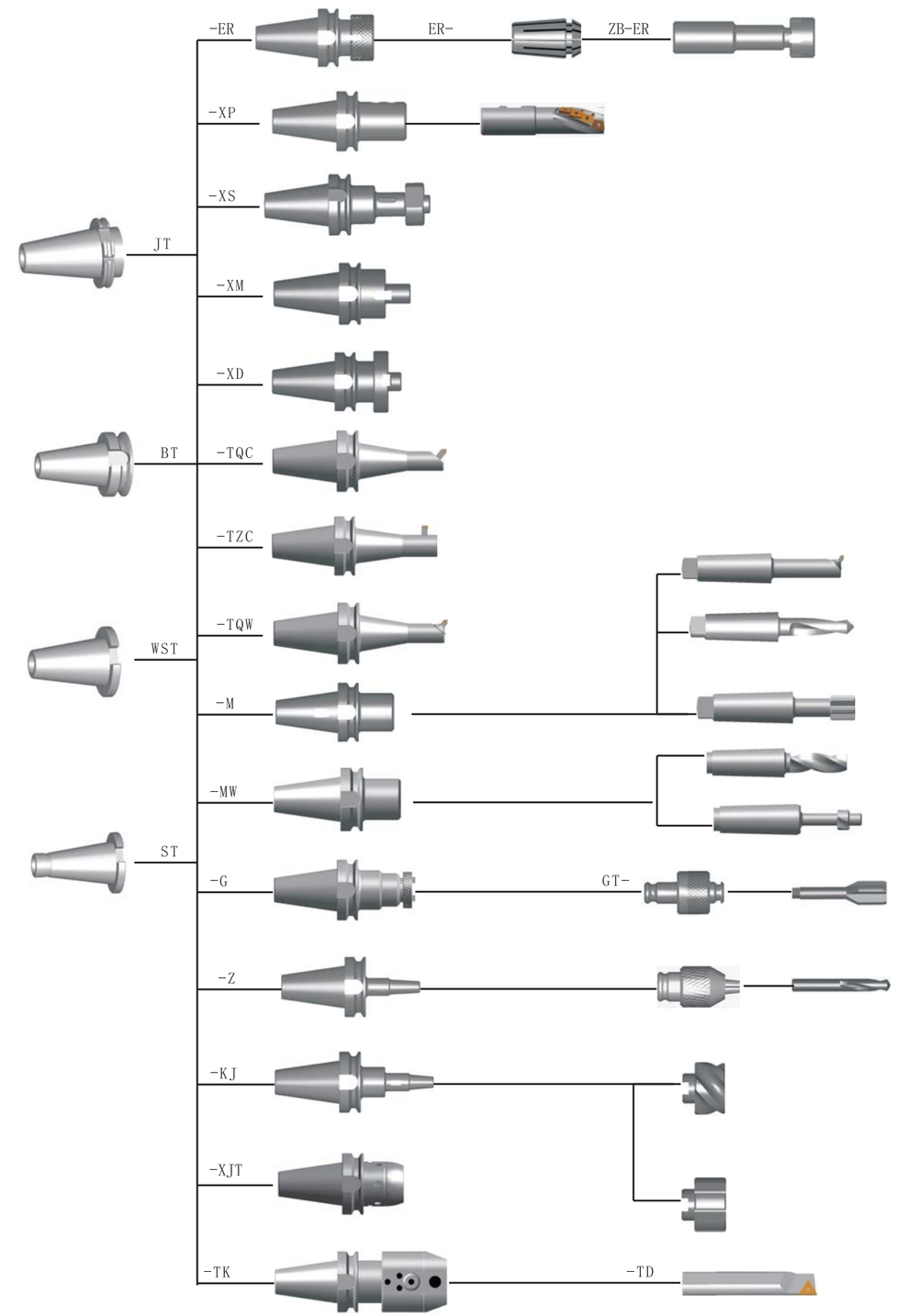

A

目 录

JT柄TSG整体式镗铣类工具系统

国际标准锥柄、拉钉……A01
ER弹簧夹头刀柄……A02
三面刃铣刀柄……A04
带扁尾莫氏圆锥孔刀柄……A05
无扁尾莫氏圆锥孔刀柄……A06
套式立铣刀柄……A07
端铣刀柄……A08
钻夹头刀柄…… A10
带2° 斜削平型工具刀柄……A11
削平型工具刀柄……A12
丝锥夹套体……A14
套式扩、铰刀柄……A15
倾斜型粗镗刀杆……A16
直角型粗镗刀杆…… A17
倾斜型微调镗杆……A19
可调镗头刀柄……A20
强力铣夹头刀柄……A21

JT柄TSG整体式镗铣类工具系统

A

国际标准锥柄

Taper Shanks International Type 国际 ISO 7388/1, GB10944-2006 等效于德国 DIN 69871-1-1995

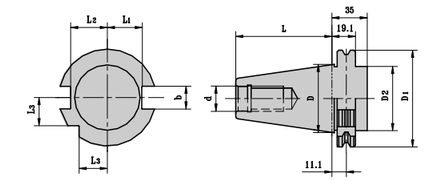

型 号	D	D1	D2max	d	L	L1	L2	L3	b
JT30	31.75	46.05	45	M12	47.80	16.40	19.0	15	16.10
JT40	44.45	63.55	50	M16	68.40	22.80	25.0	18.5	16.10
JT50	69.85	97.50	80	M24	101.75	35.50	37.7	30.0	25.70
JT60	107.95	155	130	M30	161.8	54.5	59.3	49	25.70

国际标准A型拉钉

Pull Stud International Type A 国际 ISO 7388/2-1984（E）

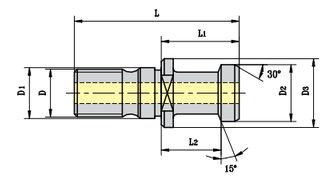

货 号	型 号	D	D1	D2	D3	L	L1	L2	重量kg
499.0002.293	LDA30	M12	13	13	17	44	24	19	0.04
499.0002.292	LDA40	M16	17	19	23	54	26	20	0.08
499.0002.291	LDA50	M24	25	28	36	74	34	25	0.23
499.0002.290	LDA60	M30	32	40	52	90	40	30	0.51

国际标准B型拉钉

Pull Stud International Type B 国际 ISO 7388/2-1984（E）

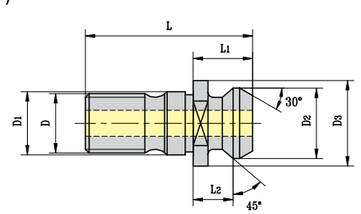

货 号	型 号	D	D1	D2	D3	L	L1	L2	重量kg
499.0012.293	LDB30	M12	13	13.35	16.5	31.8	11.80	8.15	0.04
499.0011.292	LDB40	M16	17	18.95	22.5	44.4	16.40	11.15	0.07
499.0010.291	LDB50	M24	25	29.10	37.0	65.55	25.55	17.95	0.24
499.0009.290	LDB60	M30	32	37.25	50	88.15	38.15	27.65	0.51

A

德国标准拉钉
Pull Stud Type of Germany 德国 DIN 69872-FormB

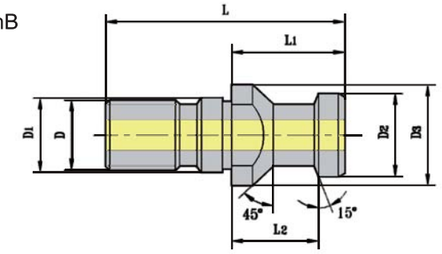

货　号	型　号	D	D1	D2	D3	L	L1	L2	重量kg
499.0001.293	D30	M12	13	13	17	44	24	19	0.05
499.0001.292	D40	M16	17	19	23	54	26	20	0.08
499.0001.291	D50	M24	25	28	36	74	34	25	0.23
499.0001.290	D60	M30	32	40	52	90	40	30	0.51

ER弹簧夹头刀柄
ER Collet Chucks

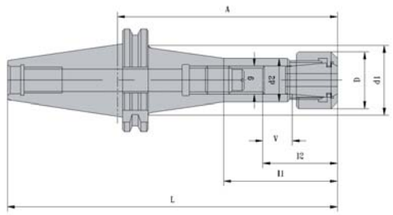

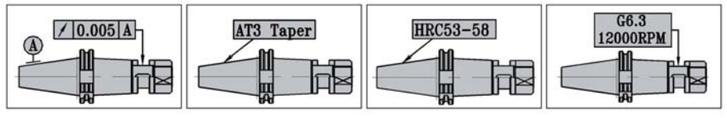

货　号	型　号	A	d1	d2	D	l1	l2	g	L	V	重量kg
698.0261.292	JT40-ER11-63	63	–	18.5	19	–	18	M6	131	10	0.9
698.0262.292	JT40-ER11-100	100	–	18.5	19	–	18	M6	168	10	1.0
698.0251.292	JT40-ER16-63	63	–	28	28	–	27	M12	131	10	1.0
698.0252.292	JT40-ER16-100	100	–	28	28	–	27	M12	168	10	1.1
698.0253.292	JT40-ER16-160	160	46	28	28	85	27	M12	228	10	1.5
698.0251.291	JT50-ER16-100	100	–	28	28	–	27	M12	202	10	2.9
698.0252.291	JT50-ER16-160	160	78	28	28	85	27	M12	262	10	3.8

注：※ ER部分执行DIN6499标准；
※ ER卡簧需要单独订货，相见H部分；
※ 刀柄用于中心冷却时，需要单独订购ER……C型内冷夹紧螺帽和密封垫圈，详见H部分。

A

ER弹簧夹头刀柄
ER Collet Chucks

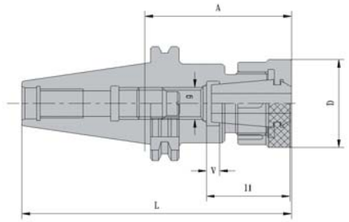

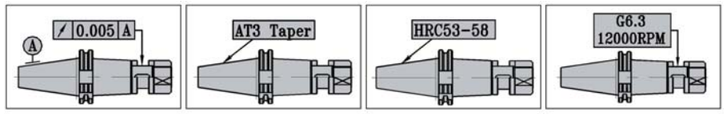

货　号	型　号	A	D	l1	g	L	V	重量kg
640.0103.040	JT40-ER20-70	70	34	34	M12	138	10	1.2
640.0186.040	JT40-ER20-100	100	34	34	M12	168	10	1.5
640.0187.040	JT40-ER20-160	160	34	34	M12	228	10	1.7
697.0250.292	JT40-ER25-70	70	42	36	M16	138	10	1.3
697.0255.292	JT40-ER25-100	100	42	36	M16	168	10	1.5
640.0188.040	JT40-ER25-160	160	42	36	M16	228	10	2.1
697.0251.292	JT40-ER32-70	70	50	40	M16	138	10	1.3
697.0253.292	JT40-ER32-100	100	50	40	M16	168	10	1.7
640.0189.040	JT40-ER32-160	160	50	40	M16	228	10	2.4
697.0252.292	JT40-ER40-80	80	63	58	M16	148	10	1.3
697.0254.292	JT40-ER40-120	120	63	58	M16	188	10	2.3
640.0190.040	JT40-ER40-160	160	63	58	M16	228	10	3.2
640.0191.040	JT50-ER20-70	70	34	34	M12	172	10	3.4
640.0192.040	JT50-ER20-100	100	34	34	M12	202	10	3.8
640.0193.040	JT50-ER20-160	160	34	34	M12	262	10	4.5
640.0194.040	JT50-ER25-70	70	42	36	M16	172	10	3.3
640.0195.040	JT50-ER25-100	100	42	36	M16	202	10	3.8
640.0196.040	JT50-ER25-160	160	42	36	M16	262	10	4.4
640.0197.040	JT50-ER32-70	70	50	40	M16	172	10	3.5
640.0198.040	JT50-ER32-100	100	50	40	M16	202	10	3.9
640.0199.040	JT50-ER32-160	160	50	40	M16	262	10	4.8
697.0252.291	JT50-ER40-80	80	63	58	M16	182	10	3.6
697.0253.291	JT50-ER40-120	120	63	58	M16	222	10	4.0
640.0200.040	JT50-ER40-160	160	63	58	M16	262	10	5.3
640.0234.040	JT60-ER25-100	100	42	36	M16	262	10	13.8
640.0235.040	JT60-ER25-160	160	42	36	M16	322	10	14.3
640.0236.040	JT60-ER32-100	100	50	40	M16	262	10	13.2
640.0237.040	JT60-ER32-160	160	50	40	M16	322	10	14.7
640.0238.040	JT60-ER40-100	100	63	58	M16	262	10	13.5
640.0239.040	JT60-ER40-160	160	63	58	M16	322	10	14.8

注：※ ER部分执行DIN6499标准；
※ ER卡簧需要单独订货，相见H部分；
※ 刀柄用于中心冷却时，需要单独订购ER……C型内冷夹紧螺帽和密封垫圈，详见H部分。

A

三面刃铣刀柄
Side Milling Cutter Arbor

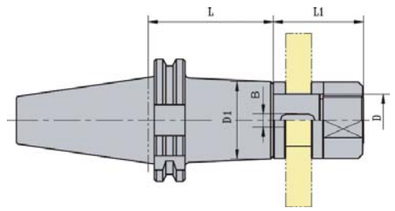

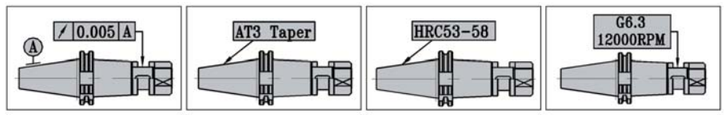

货　号	型　号	D	D_1	L	L_1	B	垫　圈	三面刃铣刀直径	重量kg
440.0001.000	JT40－XS16－ 75	16	26	75	46	4	3J-310-16	Φ50	1.29
440.0002.000	JT40－XS16－105	16	26	105	46	4	3J-310-16	Φ50	1.46
440.0003.000	JT40－XS22－ 75	22	34	75	51	6	3J-310-22	Φ63	1.17
440.0004.000	JT40－XS22－120	22	34	120	51	6	3J-310-22	Φ63	1.95
440.0005.000	JT40－XS27－ 75	27	40	75	55	7	3J-310-27	Φ80	2.01
440.0006.000	JT40－XS27－120	27	40	120	55	7	3J-310-27	Φ80	2.65
440.0007.000	JT40－XS32－ 90	32	46	90	60	8	3J-310-32	Φ100,Φ125	2.52
440.0008.000	JT50－XS16－ 90	16	26	90	46	4	3J-310-16	Φ50	3.11
440.0009.000	JT50－XS16－120	16	26	120	46	4	3J-310-16	Φ50	3.42
440.0010.000	JT50－XS22－ 90	22	34	90	51	6	3J-310-22	Φ63	3.54
440.0011.000	JT50－XS22－135	22	34	135	51	6	3J-310-22	Φ63	3.86
440.0012.000	JT50－XS27－ 90	27	40	90	55	7	3J-310-27	Φ80	3.93
440.0013.000	JT50－XS27－135	27	40	135	55	7	3J-310-27	Φ80	4.46
440.0014.000	JT50－XS32－ 90	32	46	90	60	8	3J-310-32	Φ100,Φ125	5.51
440.0015.000	JT50－XS32－135	32	46	135	60	8	3J-310-32	Φ100,Φ125	5.57
440.0016.000	JT50－XS40－ 90	40	55	90	66	10	3J-310-40	Φ160,Φ200	5.34
440.0017.000	JT50－XS40－135	40	55	135	66	10	3J-310-40	Φ160,Φ200	5.66
440.0090.000	JT50－XS50－90	50	68	90	85	12	3J-310-50	Φ200,Φ250	6.10
440.0091.000	JT50－XS50－135	50	68	135	85	12	3J-310-50	Φ200,Φ250	6.55
440.0018.000	JT60－XS40－135	40	55	135	66	10	3J-310-40	Φ160,Φ200	14.69
440.0019.000	JT60－XS50－135	50	68	135	85	12	3J-310-50	Φ200,Φ250	14.80
440.0020.000	JT60－XS60－135	60	84	135	105	14	3J-310-60	Φ250,Φ315	15.42

注：※ 垫圈单独订货时，成组供货，每组6个，芯轴直径为Φ16~Φ40的刀柄，垫圈厚度分别为3、5、7、8、10、12，
芯轴直径为Φ50~Φ60的刀柄，垫圈厚度为别为4、6、8、10、12、15。

A

带扁尾莫氏圆锥孔刀柄
Adaptor Sleeves for Morse Taper with Tang

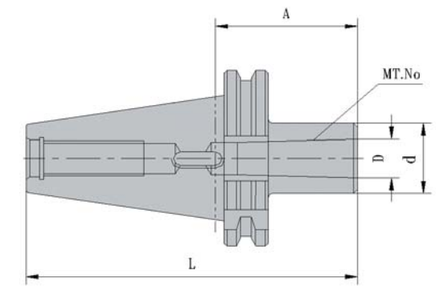

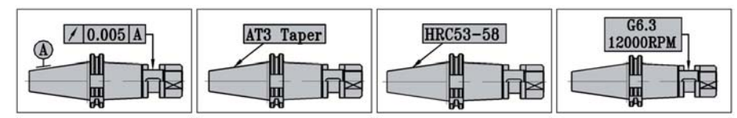

货　号	型　号	MT.No	A	d	D	L	重量kg
454.0001.292	JT40－M1－ 50	1	50	25	12.065	118	0.9
440.0002.050	JT40－M1－ 120	1	120	25	12.065	188	1.2
454.0002.292	JT40－M2－ 50	2	50	32	17.780	118	0.9
440.0004.050	JT40－M2－ 120	2	120	32	17.780	188	1.6
454.0003.292	JT40－M3－ 70	3	70	40	23.825	138	1.1
440.0006.050	JT40－M3－ 135	3	135	40	23.825	193	2.2
454.0004.292	JT40－M4－ 95	4	95	63	31.267	163	1.9
440.0008.050	JT40－M4－ 165	4	165	63	31.267	233	2.8
454.0001.291	JT50－M1－ 45	1	45	25	12.065	147	2.7
440.0010.050	JT50－M1－ 120	1	120	25	12.065	222	4.5
454.0002.291	JT50－M2－ 60	2	60	32	17.780	162	2.7
440.0012.050	JT50－M2－ 135	2	135	32	17.780	237	3.7
454.0003.291	JT50－M3－ 65	3	65	40	23.825	167	2.8
440.0014.050	JT50－M3－ 150	3	150	40	23.825	252	4.3
454.0004.291	JT50－M4－ 95	4	95	48	31.267	197	3.1
440.0016.050	JT50－M4－ 180	4	180	48	31.267	282	5.4
454.0005.291	JT50－M5－ 105	5	105	63	44.399	207	3.2
440.0018.050	JT50－M5－ 210	5	210	63	44.399	312	6.3
440.0019.050	JT60－M3－ 190	3	190	40	23.825	352	10.1
440.0020.050	JT60－M3－ 250	3	250	40	23.825	412	10.3
440.0021.050	JT60－M4－210	4	210	50	31.267	372	10.6
440.0022.050	JT60－M4－ 270	4	270	50	31.267	432	10.8
440.0023.050	JT60－M5－ 240	5	240	63	44.399	402	12.4
440.0024.050	JT60－M5－ 300	5	300	63	44.399	462	13.0
440.0025.050	JT60－M6－ 170	6	170	90	63.348	332	12.5
440.0026.050	JT60－M6－ 310	6	310	90	63.348	472	15.4

注：※ 要求使用的刀具柄部的莫氏圆锥，符合GB/T1443……中的规定，锥度公差执行AT7级。

A

无扁尾莫氏圆锥孔刀柄
Adaptor Sleeves for Morse Taper Without Tang

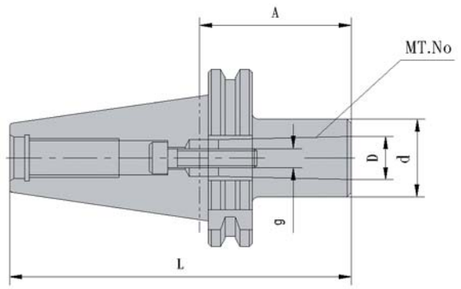

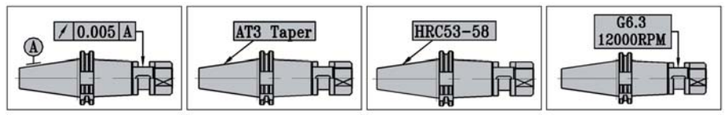

货　号	型　号	MT.No	A	d	D	L	g	重量kg
458.0001.292	JT40－MW1－ 50	1	50	25	12.065	118	M6	0.9
458.0002.292	JT40－MW2－ 50	2	50	32	17.780	118	M10	1.0
458.0003.292	JT40－MW3－ 70	3	70	40	23.825	138	M12	1.1
440.0004.055	JT40－MW4－ 95	4	95	63	31.267	163	M16	2.0
458.0001.291	JT50－MW1－ 45	1	45	25	12.065	147	M6	2.7
458.0002.291	JT50－MW2－ 60	2	60	32	17.780	162	M10	2.8
458.0003.291	JT50－MW3－ 65	3	65	40	23.825	167	M12	2.9
440.0010.055	JT50－MW4－ 70	4	70	63	31.267	172	M16	3.4
440.0011.055	JT50－MW5－ 100	5	100	78	44.399	202	M20	4.2
440.0012.055	JT60－MW3－ 100	3	100	40	23.825	262	M12	9.7
440.0013.055	JT60－MW4－ 100	4	100	50	31.267	262	M16	9.9
440.0014.055	JT60－MW5－ 100	5	100	70	44.399	262	M20	9.9
440.0015.055	JT60－MW6－ 100	6	150	90	63.348	312	M24	12.1

注：※ 要求使用的刀具柄部的莫氏圆锥，符合GB/T1443……中的规定，锥度公差执行AT7级；
※ JT40–MW4–95需要配置特殊拉钉LD40A–114或LD40B–104，且需要拉钉单独订货。

A

套式立铣刀柄
Shell End Mill Arbors

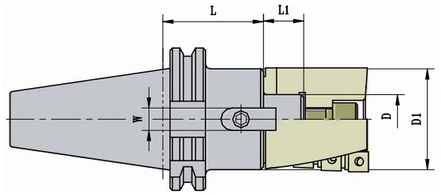

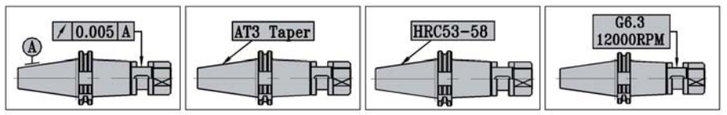

货　号	型　号	D	D_1	L	L_1	W	紧固螺钉	套式立铣刀直径	重量kg
440.0001.001	JT40－XM16－ 75	16	32	75	17	8	M8	Φ40	1.22
440.0002.001	JT40－XM16－120	16	32	120	17	8	M8	Φ40	1.55
440.0003.001	JT40－XM22－ 75	22	40	75	19	10	M10	Φ50	1.49
440.0004.001	JT40－XM22－120	22	40	120	19	10	M10	Φ50	1.97
440.0005.001	JT40－XM27－ 75	27	48	75	21	12	M12	Φ63，Φ80	1.86
440.0006.001	JT40－XM27－105	27	48	105	21	12	M12	Φ63，Φ80	2.25
440.0007.001	JT40－XM32－ 75	32	58	75	24	14	M16	Φ100	2.22
440.0008.001	JT50－XM16－ 75	16	32	75	17	8	M8	Φ40	3.07
440.0009.001	JT50－XM16－120	16	32	120	17	8	M8	Φ40	3.88
440.0010.001	JT50－XM22－ 75	22	40	75	19	10	M10	Φ50	3.30
440.0011.001	JT50－XM22－120	22	40	120	19	10	M10	Φ50	3.77
440.0012.001	JT50－XM27－ 75	27	48	75	21	12	M12	Φ63,Φ80	3.66
440.0013.001	JT50－XM27－105	27	48	105	21	12	M12	Φ63,Φ80	4.05
440.0014.001	JT50－XM32－ 75	32	58	75	24	14	M16	Φ100	3.84
440.0015.001	JT50－XM40－ 75	40	70	75	27	16	M20	Φ125	5.36
440.0016.001	JT50－XM50－ 75	50	90	75	30	18	M24	Φ160	5.45
440.0017.001	JT60－XM32－ 75	32	58	75	24	14	M16	Φ100	13.19
440.0018.001	JT60－XM40－ 90	40	70	90	27	16	M20	Φ125	14.70
440.0019.001	JT60－XM50－120	50	90	120	30	18	M24	Φ160	14.80

A

端铣刀柄
Face Mill Arbors

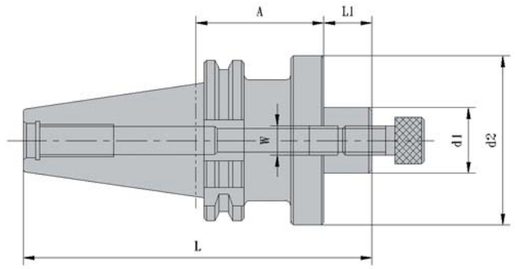

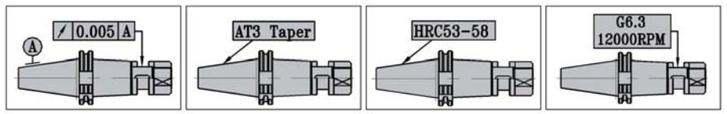

货　号	型　号	D	A	d2	L1	L	W	夹刀螺钉	十字型扳手	重量kg
579.0205.292	JT40－XD16－ 35	16	35	40	17	120	8	M8	SK-00210-2	1.0
579.0201.292	JT40－XD22－ 35	22	35	50	19	122	10	M10	SK-00210-3	1.1
540.0023.004	JT40－XD22－ 90	22	90	50	19	177	10	M10	SK-00210-3	1.9
579.0202.292	JT40－XD27－ 35	27	35	50	21	124	12	M12	SK-00210-4	1.1
540.0025.004	JT40－XD27－ 90	27	90	50	21	179	12	M12	SK-00210-4	2.4
579.0203.292	JT40－XD32－ 50	32	50	80	24	142	14	M16	SK-00210-5	1.7
540.0027.004	JT40－XD32－ 90	32	90	80	24	182	14	M16	SK-00210-5	2.7
579.0204.292	JT40－XD40－ 50	40	50	89	27	145	16	M20	SK-00210-6	1.9
579.0201.291	JT50－XD22－ 35	22	35	50	19	156	10	M10	SK-00210-3	2.9
540.0089.004	JT50－XD22－ 90	22	90	50	19	226	10	M10	SK-00210-3	3.8
540.0031.004	JT50－XD22－ 150	22	150	50	19	271	10	M10	SK-00210-3	4.3
579.0202.291	JT50－XD27－ 40	27	40	60	21	163	12	M12	SK-00210-4	3.1
540.0033.004	JT50－XD27－ 90	27	90	60	21	213	12	M12	SK-00210-4	5.3
540.0034.004	JT50－XD27－ 150	27	150	60	21	273	12	M12	SK-00210-4	5.9
579.0203.291	JT50－XD32－ 50	32	50	80	24	176	14	M16	SK-00210-5	3.9
540.0036.004	JT50－XD32－ 120	32	120	80	24	246	14	M16	SK-00210-5	5.8
579.0204.291	JT50－XD40－ 50	40	50	90	27	179	16	M20	SK-00210-6	4.0
579.0205.291	JT50－XD50－ 50	50	50	120	30	182	18	M24	SK-00210-7	4.7

注：※ 十字型扳手需要客户单独订货。

A

端铣刀柄
Face Mill Arbors

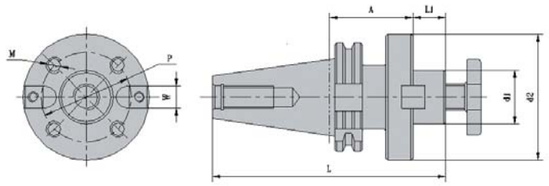

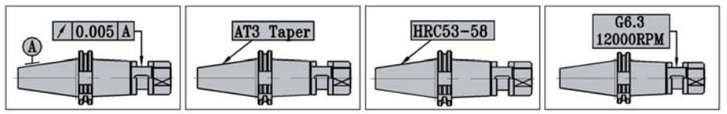

货　号	型　号	d1	A	d2	L1	P	W	M	夹刀螺钉	十字型扳手	重量kg
540.0028.004	JT40－XD40－ 60P	40	60	90	27	Φ66.7	16	M12	M20	SK-00210-6	2.4
540.0037.004	JT50－XD40－ 75P	40	75	90	27	Φ66.7	16	M12	M20	SK-00210-6	5.9
540.0038.004	JT50－XD40－ 105P	40	105	90	27	Φ66.7	16	M12	M20	SK-00210-6	6.3
540.0039.004	JT50－XD60－ 75P	60	75	140	40	Φ101.6	25.4	M16	–	–	6.1
540.0040.004	JT60－XD40－ 75P	40	75	90	27	Φ66.7	16	M12	M20	SK-00210-6	21.8
540.0041.004	JT60－XD60－ 75P	60	75	140	40	Φ101.6	25.4	M16	–	–	21.5
540.0042.004	JT60－XD60－ 75S	60	75	220	40	Φ101.6+Φ177.8	25.4	M16+M20	–	–	22.0

注：※ 十字型扳手需要客户单独订货。

A

钻夹头刀柄
Drill Chuck Arbors

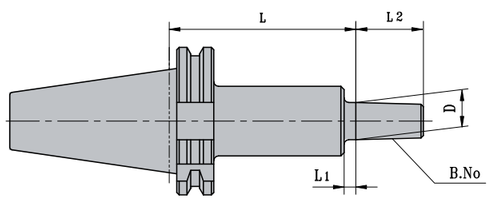

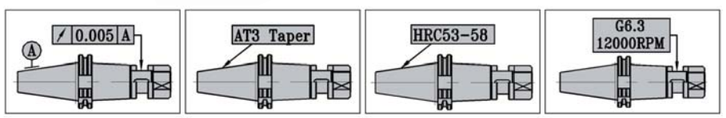

货　号	型　号	D	L	L_1	L_2	B.No	重量kg
440.0001.071	JT40－Z10－ 45	10.094	45	3.5	14.5	B10	0.92
440.0002.071	JT40－Z10－ 90	10.094	90	3.5	14.5	B10	1.20
440.0003.071	JT40－Z12－ 45	12.065	45	3.5	18.5	B12	0.93
440.0004.071	JT40－Z12－ 90	12.065	90	3.5	18.5	B12	0.94
440.0005.071	JT40－Z16－ 45	15.733	45	5	24	B16	0.97
440.0006.071	JT40－Z16－ 90	15.733	90	5	24	B16	1.22
440.0007.071	JT40－Z18－ 45	17.780	45	5	32	B18	1.03
440.0008.071	JT40－Z18－ 90	17.780	90	5	32	B18	1.37
440.0009.071	JT50－Z10－ 45	10.094	45	3.5	14.5	B10	2.70
440.0010.071	JT50－Z10－105	10.094	105	3.5	14.5	B10	3.08
440.0011.071	JT50－Z12－ 45	12.065	45	3.5	18.5	B12	2.72
440.0012.071	JT50－Z12－105	12.065	105	3.5	18.5	B12	3.10
440.0013.071	JT50－Z16－ 45	15.733	45	5	24	B16	2.80
440.0014.071	JT50－Z16－105	15.733	105	5	24	B16	3.12
440.0015.071	JT50－Z18－ 45	17.780	45	5	32	B18	2.82
440.0016.071	JT50－Z18－105	17.780	105	5	32	B18	3.11
440.0017.071	JT60－Z16－105	15.733	105	5	24	B16	12.47
440.0018.071	JT60－Z18－105	17.780	105	5	32	B18	12.46

注：※ 配用钻夹头规格详见H部分。

A

带2°　斜削平型工具刀柄（DIN69871-1 Form AD/B）
Adaptors For Flatted Parallel Shanks

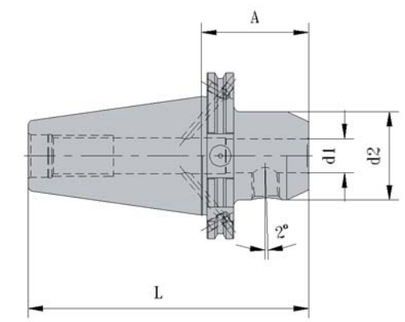

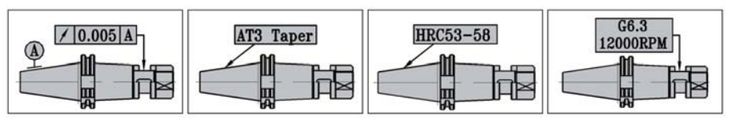

货　号	型　号	d_2	A	d_2	L	D孔公差	重量kg
420.0151.292	JT40－XPD6－ 50	6	50	25	119	+0.005	0.9
420.0152.292	JT40－XPD8－ 50	8	50	28	119	+0.005	1.0
420.0153.292	JT40－XPD10－ 50	10	50	35	119	+0.005	1.0
420.0154.292	JT40－XPD12－ 50	12	50	42	119	+0.005	1.1
420.0164.292	JT40－XPD14－ 50	14	50	44	119	+0.005	1.1
420.0155.292	JT40－XPD16－ 63	16	63	48	132	+0.005	1.3
420.0168.292	JT40－XPD18－ 63	18	63	50	132	+0.005	1.4
420.0156.292	JT40－XPD20－ 63	20	63	52	132	+0.007	1.3
420.0157.292	JT40－XPD25－ 100	25	100	65	169	+0.007	2.3
420.0158.292	JT40－XPD32－ 100	32	100	72	169	+0.007	2.5
420.0151.291	JT50－XPD6－ 63	6	63	25	165	+0.005	2.8
420.0152.291	JT50－XPD8－ 63	8	63	28	165	+0.005	2.8
420.0153.291	JT50－XPD10－ 63	10	63	35	165	+0.005	2.9
420.0154.291	JT50－XPD12－ 63	12	63	42	165	+0.005	3.0
420.0164.291	JT50－XPD14－ 63	14	63	44	165	+0.005	3.0
420.0155.291	JT50－XPD16－ 63	16	63	48	165	+0.005	3.1
420.0168.291	JT50－XPD18－ 63	18	63	50	165	+0.005	3.1
420.0156.291	JT50－XPD20－ 63	20	63	52	165	+0.007	3.1
420.0157.291	JT50－XPD25－ 80	25	80	65	182	+0.007	3.8
420.0158.291	JT50－XPD32－ 100	32	100	72	202	+0.007	4.5
420.0159.291	JT50－XPD40－ 100	40	100	80	202	+0.007	4.8

A

削平型工具刀柄
Adaptors For Flatted Parallel Shanks

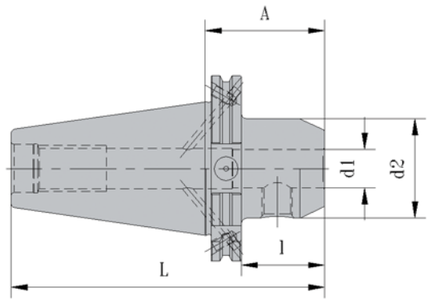

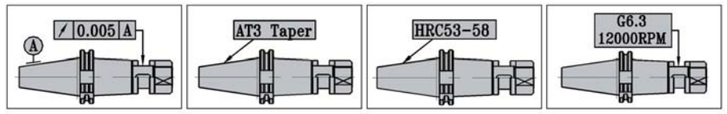

货　号	型　号	d1	A	d2	l	L	d1孔公差	重量kg
420.0251.292	JT40－XP6－ 50	6	50	25	31	119	+0.005	0.9
420.0260.292	JT40－XP6－ 100	6	100	25	81	169	+0.005	1.1
420.0252.292	JT40－XP8－ 50	8	50	28	31	119	+0.005	1.0
420.0261.292	JT40－XP8－ 100	8	100	28	81	169	+0.005	1.1
420.0253.292	JT40－XP10－ 50	10	50	35	31	119	+0.005	1.0
420.0262.292	JT40－XP10－ 100	10	100	35	81	169	+0.005	1.3
420.0254.292	JT40－XP12－ 50	12	50	42	31	119	+0.005	1.1
420.0263.292	JT40－XP12－ 100	12	100	42	81	169	+0.005	1.3
420.0258.292	JT40－XP14－ 50	14	50	44	31	119	+0.005	1.1
420.0264.292	JT40－XP14－ 100	14	100	44	81	169	+0.005	1.6
420.0255.292	JT40－XP16－ 63	16	63	48	44	132	+0.005	1.3
420.0265.292	JT40－XP16－ 100	16	100	48	81	169	+0.005	1.8
420.0259.292	JT40－XP18－63	18	63	50	44	132	+0.005	1.3
420.0266.292	JT40－XP18－ 100	18	100	50	81	169	+0.005	1.9
420.0256.292	JT40－XP20－63	20	63	52	44	132	+0.007	1.3
420.0267.292	JT40－XP20－ 100	20	100	52	81	169	+0.007	1.9
420.0257.292	JT40－XP25－100	25	100	65	81	169	+0.007	2.3
420.0268.292	JT40－XP32－ 100	25	100	72	81	169	+0.007	2.5

JT柄TSG整体式镗铣类工具系统
JT-TSG Tooling System For Boring And Milling
哈量集团 HMCT GROUP

A

削平型工具刀柄
Adaptors For Flatted Parallel Shanks

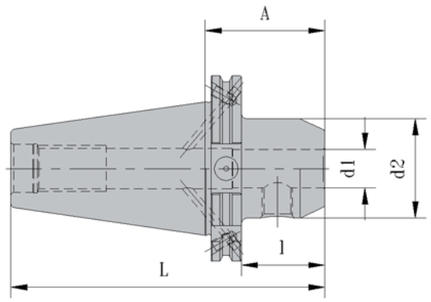

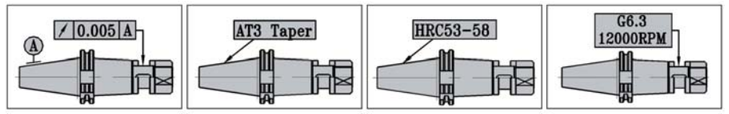

货　号	型　号	d1	A	d2	l	L	d1孔公差	重量kg
420.0251.291	JT50－XP6－ 63	6	63	25	44	165	+0.005	2.8
420.0271.291	JT50－XP6－ 100	6	100	25	81	202	+0.005	2.9
420.0252.291	JT50－XP8－ 63	8	63	28	44	165	+0.005	2.8
420.0272.291	JT50－XP8－ 100	8	100	28	81	202	+0.005	3.0
420.0253.291	JT50－XP10－ 63	10	63	35	44	165	+0.005	2.9
420.0273.291	JT50－XP10－ 100	10	100	35	81	202	+0.005	3.2
420.0254.291	JT50－XP12－ 63	12	63	42	44	165	+0.005	3.0
420.0274.291	JT50－XP12－ 100	12	100	42	81	202	+0.005	3.4
420.0264.291	JT50－XP14－ 63	14	63	44	44	165	+0.005	3.0
420.0275.291	JT50－XP14－ 100	14	100	44	81	202	+0.005	3.4
420.0255.291	JT50－XP16－ 63	16	63	48	44	165	+0.005	3.1
420.0276.291	JT50－XP16－ 100	16	100	48	81	202	+0.005	3.5
420.0268.291	JT50－XP18－ 63	18	63	50	44	165	+0.005	3.1
420.0277.291	JT50－XP18－ 100	18	100	50	81	202	+0.005	3.6
420.0256.291	JT50－XP20－ 63	20	63	52	44	165	+0.007	3.1
420.0278.291	JT50－XP20－ 100	20	100	52	81	202	+0.007	3.6
420.0257.291	JT50－XP25－ 80	25	80	65	61	182	+0.007	3.8
420.0279.291	JT50－XP25－ 100	25	100	65	81	202	+0.007	4.2
420.0258.291	JT50－XP32－ 100	32	100	72	81	202	+0.007	4.5
420.0259.291	JT50－XP40－ 100	40	100	80	81	202	+0.007	4.7
440.0020.009	JT50－XP50－ 125	50	125	100	106	227	+0.009	5.3
440.0022.009	JT60－XP25－ 100	25	100	65	81	262	+0.007	13.2
440.0023.009	JT60－XP32－ 100	32	100	72	81	262	+0.007	14.1
440.0024.009	JT60－XP40－ 100	40	100	90	96	277	+0.007	15.1
440.0025.009	JT60－XP50－ 125	50	125	100	106	287	+0.009	15.3
440.0026.009	JT60－XP63－ 150	63	150	130	131	312	+0.011	15.9

丝锥夹套体
Tap Adaptors

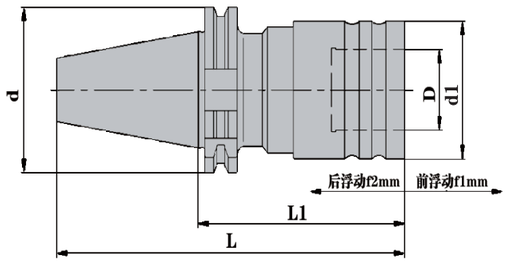

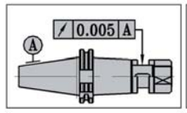

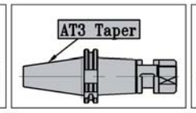

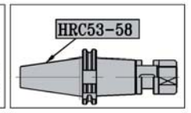

货　号	型　号	d	L	L_1	D	d_1	f_1	f_2	配用丝锥	重量kg
440.0001.292	JT40－G3－ 60	63.55	128.4	60	19	36	7.5	6.5	G3-(M3-M12)	3.18
440.0101.161	JT40－G3－ 120	63.55	188.4	120	19	36	7.5	6.5	G3-(M3-M12)	4.74
440.0002.292	JT40－G8－ 98	63.55	166.4	98	31	53	15	8.5	G8-(M8-M20)	4.08
440.0103.161	JT40－G8－ 150	63.55	218.4	150	31	53	15	8.5	G8-(M8-M20)	5.40
440.0104.161	JT50－G8－ 84	97.5	185.75	84	31	53	15	8.5	G8-(M8-M20)	11.11
440.0105.161	JT40－G8－ 150	97.5	251.75	150	31	53	15	8.5	G8-(M8-M20)	14.81
440.0106.161	JT50－G14－ 139	97.5	240.75	139	48	78	23	15	G14-(M14-M33)	12.90
440.0107.161	JT40－G14－ 200	97.5	301.75	200	48	78	23	15	G14-(M14-M33)	17.21

注：※ 配用丝锥夹套规格详见H部分；
※ 配用丝锥夹套需要客户单独订货。

套式扩、铰刀柄
Shell Boring and Reaming Cutters Arbors

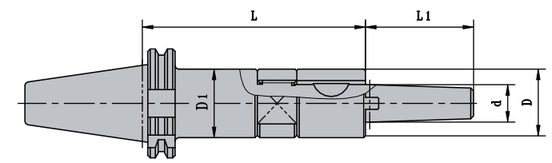

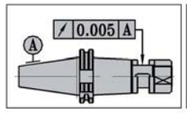

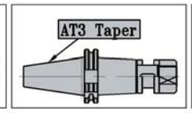

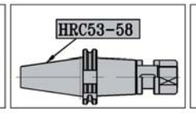

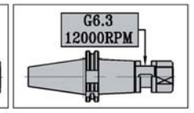

货　号	型　号	d	L	L_1	D	D_1	扩孔钻直径	铰刀直径	重量kg
440.0051.081	JT40－KJ13－ 90	13	90	45	24	24	Φ25－Φ35	Φ25－Φ30	1.30
440.0052.081	JT40－KJ13－150	13	150	45	24	28	Φ25－Φ35	Φ25－Φ30	1.45
440.0053.081	JT40－KJ16－100	16	100	50	31	31	Φ36－Φ45	Φ32－Φ35	1.34
440.0054.081	JT40－KJ16－185	16	185	50	31	36	Φ36－Φ45	Φ32－Φ35	1.83
440.0055.081	JT40－KJ19－120	19	120	56	35	35	Φ46－Φ52	Φ36－Φ42	1.60
440.0056.081	JT40－KJ19－200	19	200	56	35	40	Φ46－Φ52	Φ36－Φ42	2.20
440.0057.081	JT40－KJ22－130	22	130	63	40	40	Φ55－Φ62	Φ45－Φ50	2.03
440.0058.081	JT40－KJ22－225	22	225	63	40	46	Φ55－Φ62	Φ45－Φ50	2.72
440.0059.081	JT40－KJ27－150	27	150	71	50	50	Φ65－Φ75	Φ52－Φ60	2.62
440.0060.081	JT40－KJ27－225	27	225	71	50	56	Φ65－Φ75	Φ52－Φ60	3.50
440.0061.081	JT40－KJ32－120	32	120	80	54	54	Φ80－Φ90	Φ62－Φ70	2.67
440.0062.081	JT40－KJ32－200	32	200	80	54	60	Φ80－Φ90	Φ62－Φ70	4.03
440.0075.081	JT50－KJ13－100	13	100	45	24	24	Φ25－Φ35	Φ25－Φ30	2.96
440.0076.081	JT50－KJ13－185	13	185	45	24	28	Φ25－Φ35	Φ25－Φ30	3.14
440.0077.081	JT50－KJ16－100	16	100	50	31	31	Φ36－Φ45	Φ32－Φ35	3.68
440.0078.081	JT50－KJ16－185	16	185	50	31	36	Φ36－Φ45	Φ32－Φ35	4.50
440.0079.081	JT50－KJ19－120	19	120	56	35	35	Φ46－Φ52	Φ36－Φ42	4.78
440.0080.081	JT50－KJ19－200	19	200	56	35	40	Φ46－Φ52	Φ36－Φ42	4.98
440.0081.081	JT50－KJ22－130	22	130	63	40	40	Φ55－Φ62	Φ45－Φ50	5.10
440.0082.081	JT50－KJ22－225	22	225	63	40	46	Φ55－Φ62	Φ45－Φ50	5.82
440.0083.081	JT50－KJ27－150	27	150	71	50	50	Φ65－Φ75	Φ52－Φ60	6.04
440.0084.081	JT50－KJ27－225	27	225	71	50	56	Φ65－Φ75	Φ52－Φ60	6.80
440.0085.081	JT50－KJ32－120	32	120	80	54	54	Φ80－Φ90	Φ62－Φ70	7.06
440.0086.081	JT50－KJ32－200	32	200	80	54	60	Φ80－Φ90	Φ62－Φ70	8.70
440.0087.081	JT60－KJ32－120	32	120	80	54	54	Φ80－Φ90	Φ62－Φ70	11.21

A

倾斜型粗镗刀杆
Angular Mounting Square Bits Boring Bars

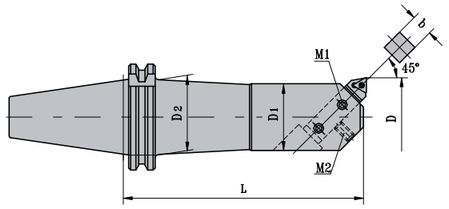

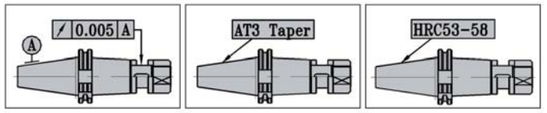

货　号	型　号	镗孔范围D	L	D1	D2	□b	TQC倾斜型粗镗刀	M2螺钉（GB77）	M1螺钉（GB77）	重量kg
440.0001.022	JT40－TQC25－135	Φ25－Φ38	135	20	22	8	TQC8-30-45-L	M6x13	M6x6	1.46
440.0002.022	JT40－TQC30－165	Φ30－Φ42	165	24	26	8	TQC8-37-45-L	M6x13	M6x8	1.34
440.0003.022	JT40－TQC38－180	Φ38－Φ50	180	30	33	10	TQC10-48-45-L	M8x13	M8x10	1.69
440.0004.022	JT40－TQC42－210	Φ42－Φ56	210	34	37	10	TQC10-53-45-L	M8x13	M8x10	2.15
440.0005.022	JT40－TQC50－180	Φ50－Φ65	180	40	44	13	TQC13-63-45-L	M10x13	M10x12	2.38
440.0006.022	JT40－TQC50－225	Φ50－Φ65	225	40	44	13	TQC13-63-45-L	M10x13	M10x12	2.78
440.0007.022	JT40－TQC62－180	Φ62－Φ90	180	50	56	16	TQC16-79-45-L	M12x13	M12x15	2.97
440.0008.022	JT40－TQC62－240	Φ62－Φ90	240	50	56	16	TQC16-79-45-L	M12x13	M12x15	4.11
440.0009.022	JT40－TQC72－180	Φ72－Φ110	180	60	66	19	TQC19-90-45-L	M12x13	M12x18	3.41
440.0010.022	JT40－TQC72－240	Φ72－Φ110	240	60	66	19	TQC19-90-45-L	M12x13	M12x18	5.36
440.0011.022	JT40－TQC90－180	Φ90－Φ125	180	75	66	19	TQC19-116-45-L	M12x13	M12x24	4.9
440.0024.022	JT50－TQC25－135	Φ25－Φ38	135	20	22	8	TQC8-30-45-L	M6x13	M6x6	2.94
440.0025.022	JT50－TQC30－165	Φ30－Φ42	165	24	26	8	TQC8-37-45-L	M6x13	M6x8	3.14
440.0026.022	JT50－TQC38－180	Φ38－Φ50	180	30	33	10	TQC10-48-45-L	M8x13	M8x10	3.51
440.0027.022	JT50－TQC42－210	Φ42－Φ56	210	34	37	10	TQC10-53-45-L	M8x13	M8x10	3.83
440.0028.022	JT50－TQC50－180	Φ50－Φ65	180	40	44	13	TQC13-63-45-L	M10x13	M10x12	5.25
440.0029.022	JT50－TQC50－240	Φ50－Φ65	240	40	44	13	TQC13-63-45-L	M10x13	M10x12	4.73
440.0030.022	JT50－TQC62－195	Φ62－Φ90	195	50	56	16	TQC16-79-45-L	M12x13	M12x15	5.30
440.0031.022	JT50－TQC62－270	Φ62－Φ90	270	50	56	16	TQC16-79-45-L	M12x13	M12x15	5.64
440.0032.022	JT50－TQC72－195	Φ72－Φ110	195	60	60	19	TQC19-90-45-L	M12x13	M12x18	7.18
440.0034.022	JT50－TQC72－285	Φ72－Φ110	285	60	60	19	TQC19-90-45-L	M12x13	M12x18	8.99
440.0035.022	JT50－TQC90－210	Φ90－Φ125	210	75	80	19	TQC19-116-45-L	M12x13	M12x24	9.05
440.0036.022	JT50－TQC90－300	Φ90－Φ125	300	75	80	19	TQC19-116-45-L	M12x13	M12x24	11.98
440.0075.022	JT60－TQC50－240	Φ50－Φ65	240	40	44	13	TQC13-63-45-L	M10x13	M8x10	14.6
440.0076.022	JT60－TQC62－270	Φ62－Φ90	270	50	56	16	TQC16-79-45-L	M12x13	M12x15	14.65
440.0077.022	JT60－TQC72－285	Φ72－Φ110	285	60	60	19	TQC19-90-45-L	M12x13	M12x18	16.53
440.0078.022	JT60－TQC90－300	Φ90－Φ125	300	75	80	19	TQC19-116-45-L	M12x13	M12x24	18.4

注：※ TQC倾斜型粗镗刀见H部分。

A

直角型粗镗刀杆
Mounting Square Bite Boring Bars with Radial Adjustment

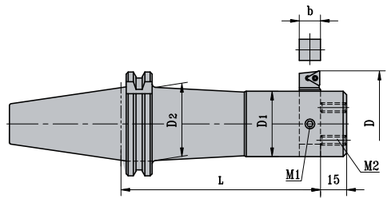

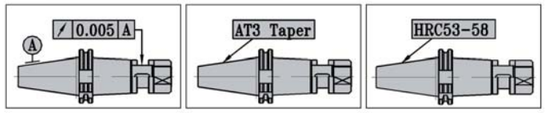

货　号	型　号	镗孔范围D	L	D1	D2	□b	TZC直角型粗镗刀	M2螺钉（GB77）	M1螺钉（GB77）	重量kg
440.0041.023	JT40－TZC25－135	Φ25－Φ50	135	20	22	8	TZC8-20-90-L TZC8-29-90-L	M6x15	M6x6	1.12
440.0042.023	JT40－TZC38－180	Φ38－Φ70	180	30	33	10	TZC10-32-90-L TZC10-49-90-L	M8x15	M8x10	1.79
440.0043.023	JT40－TZC50－180	Φ50－Φ90	180	40	44	13	TZC13-43-90-L TZC13-64-90-L	M10x15	M10x14	2.61
440.0044.023	JT40－TZC50－225	Φ50－Φ90	180	40	44	13	TZC13-43-90-L TZC13-64-90-L	M10x15	M10x14	3.00
440.0045.023	JT40－TZC62－180	Φ62－Φ115	225	50	56	16	TZC16-53-90-L TZC16-80-90-L	M12x15	M12x18	3.42
440.0046.023	JT40－TZC62－225	Φ62－Φ115	180	50	56	16	TZC16-53-90-L TZC16-80-90-L	M12x15	M12x18	3.94
440.0047.023	JT40－TZC72－180	Φ72－Φ135	225	60	66	19	TZC19-62-90-L TZC19-90-90-L	M12x15	M12x22	4.36
440.0048.023	JT40－TZC72－225	Φ72－Φ135	180	60	66	19	TZC19-62-90-L TZC19-90-90-L	M12x15	M12x22	4.83
440.0049.023	JT40－TZC90－180	Φ90－Φ150	225	75	66	19	TZC19-79-90-L TZC19-113-90-L	M12x15	M12x30	5.60
440.0050.023	JT40－TZC90－225	Φ90－Φ150	180	75	66	19	TZC19-79-90-L TZC19-113-90-L	M6x15	M12x30	6.74
440.0063.023	JT50－TZC25－135	Φ25－Φ50	225	20	22	8	TZC8-20-90-L TZC8-29-90-L	M8x15	M6x6	2.94
440.0064.023	JT50－TZC38－180	Φ38－Φ70	135	30	33	10	TZC10-32-90-L TZC10-49-90-L	M10x15	M8x10	3.57
440.0065.023	JT50－TZC50－180	Φ50－Φ90	180	40	44	13	TZC13-43-90-L TZC13-64-90-L	M10x15	M10x14	4.28

A

直角型粗镗刀杆
Mounting Square Bite Boring Bars with Radial Adjustment

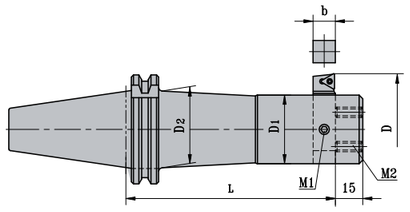

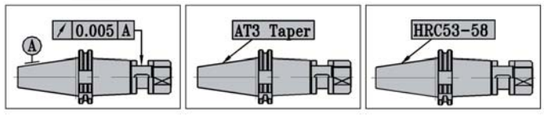

货　号	型　号	镗孔范围D	L	D1	D2	□b	TZC直角型粗镗刀	M2螺钉（GB77）	M1螺钉（GB77）	重量kg
440.0066.023	JT50－TZC50－240	Φ50－Φ90	240	40	13	44	TZC13–43–90–L TZC13–64–90–L	M10x15	M10x14	5.59
440.0067.023	JT50－TZC62－195	Φ62－Φ115	195	50	16	56	TZC16–53–90–L TZC16–80–90–L	M10x15	M12x18	5.54
440.0068.023	JT50－TZC62－270	Φ62－Φ115	270	50	16	56	TZC16–53–90–L TZC16–80–90–L	M12x15	M12x18	6.57
440.0069.023	JT50－TZC72－195	Φ72－Φ135	195	60	19	66	TZC19–62–90–L TZC19–90–90–L	M12x15	M12x22	6.74
440.0070.023	JT50－TZC72－285	Φ72－Φ135	285	60	19	66	TZC19–62–90–L TZC19–90–90–L	M12x15	M12x22	9.1
440.0071.023	JT50－TZC90－210	Φ90－Φ150	210	75	19	80	TZC19–79–90–L TZC19–113–90–L	M12x15	M12x30	9.63
440.0072.023	JT50－TZC90－300	Φ90－Φ150	300	75	19	80	TZC19–79–90–L TZC19–113–90–L	M12x15	M12x30	12.94
440.0073.023	JT50－TZC105－195	Φ105－Φ190	195	90	25	90	TZC25–91–90–L TZC25–136–90–L	M12x15	M16x34	10.53
440.0074.023	JT50－TZC105－285	Φ105－Φ190	285	90	25	94	TZC25–91–90–L TZC25–136–90–L	M16x15	M16x34	15.4
440.0037.023	JT60－TZC62－270	Φ62－Φ115	270	50	16	56	TZC16–53–90–L TZC16–80–90–L	M16x15	M12x18	15.92
440.0038.023	JT60－TZC72－285	Φ72－Φ135	285	60	19	66	TZC19–62–90–L TZC19–90–90–L	M12x15	M12x22	18.45
440.0039.023	JT60－TZC90－285	Φ90－Φ150	300	75	19	80	TZC19–79–90–L TZC19–113–90–L	M12x15	M12x30	22.29
440.0040.023	JT60－TZC105－300	Φ105－Φ190	300	90	25	94	TZC25–91–90–L TZC25–136–90–L	M16x15	M16x34	24.75

注：※ TZC直角型粗镗刀见H部分；
※ 可使用FTZW方形微调镗刀，见H部分；

A

倾斜型微调镗杆
Angular Mounting Micro-adjustable Boring Bars

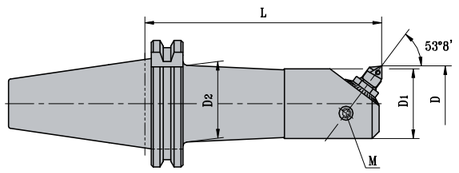

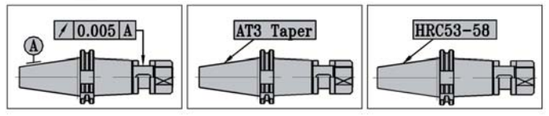

货　号	型　号	镗孔范围D	L	D1	D2	TQW微调镗刀	压紧螺钉（GB819）	M螺钉（GB77）	重量kg
440.0004.031	JT40－TQW38－150	Φ38－Φ50	150	35	37	TQW38	M3x10	M6x10	1.66
440.0005.031	JT40－TQW38－210	Φ38－Φ50	210	35	38	TQW38	M3x10	M6x10	2.06
440.0006.031	JT40－TQW48－150	Φ48－Φ65	150	41	44	TQW48	M3x10	M6x12	2.13
440.0007.031	JT40－TQW48－210	Φ48－Φ65	210	41	45	TQW48	M3x10	M6x12	2.77
440.0008.031	JT40－TQW62－150	Φ62－Φ85	150	54	53	TQW62	M5x12	M8x15	2.99
440.0009.031	JT40－TQW62－210	Φ62－Φ85	210	54	56	TQW62	M5x12	M8x15	4.10
440.0010.031	JT40－TQW82－150	Φ82－Φ110	150	68	60	TQW82	M6x15	M8x18	3.92
440.0011.031	JT40－TQW82－210	Φ82－Φ110	210	68	60	TQW82	M6x15	M8x18	5.24
440.0012.031	JT40－TQW105－150	Φ105－Φ140	150	85	60	TQW105	M6x15	M10x20	4.96
440.0013.031	JT40－TQW105－210	Φ105－Φ140	210	85	60	TQW105	M6x15	M10x20	6.70
440.0034.031	JT50－TQW38－165	Φ38－Φ50	165	35	37	TQW38	M3x10	M6x10	3.70
440.0035.031	JT50－TQW38－195	Φ38－Φ50	195	35	38	TQW38	M3x10	M6x10	3.80
440.0036.031	JT50－TQW48－165	Φ48－Φ65	165	41	44	TQW48	M3x10	M6x12	4.07
440.0037.031	JT50－TQW48－255	Φ48－Φ65	255	41	45	TQW48	M3x10	M6x12	4.80
440.0038.031	JT50－TQW62－240	Φ62－Φ85	240	54	55	TQW62	M5x12	M8x15	6.40
440.0039.031	JT50－TQW62－300	Φ62－Φ85	300	54	56	TQW62	M5x12	M8x15	7.90
440.0040.031	JT50－TQW82－240	Φ82－Φ110	240	68	72	TQW82	M5x12	M8x18	8.50
440.0041.031	JT50－TQW82－315	Φ82－Φ110	315	68	74	TQW82	M5x12	M8x18	11.8
440.0042.031	JT50－TQW105－240	Φ105－Φ140	240	85	90	TQW105	M6x15	M10x20	12.4
440.0043.031	JT50－TQW105－315	Φ105－Φ140	315	85	90	TQW105	M6x15	M10x20	14.8
440.0044.031	JT50－TQW135－210	Φ135－Φ170	210	114	90	TQW135	M6x15	M10x30	14.5
440.0045.031	JT50－TQW165－210	Φ165－Φ200	210	144	90	TQW135	M6x15	M10x30	17.4
440.0370.031	JT60－TQW48－255	Φ48－Φ65	255	41	44	TQW48	M3x10	M6x12	13.42
440.0371.031	JT60－TQW62－300	Φ62－Φ85	300	54	55	TQW62	M3x10	M6x12	15.75
440.0372.031	JT60－TQW82－315	Φ82－Φ110	315	68	72	TQW82	M5x12	M8x15	17.85
440.0373.031	JT60－TQW105－315	Φ105－Φ140	315	85	90	TQW105	M5x12	M8x15	21.75
440.0374.031	JT60－TQW135－315	Φ135－Φ170	315	114	90	TQW135	M6x15	M10x20	23.85
440.0375.031	JT60－TQW165－315	Φ165－Φ200	315	144	90	TQW135	M6x15	M10x20	26.75

注：※ TQW微调镗刀详见H部分。

A

可调镗头刀柄
Adjustable Shanks of Boring Heads

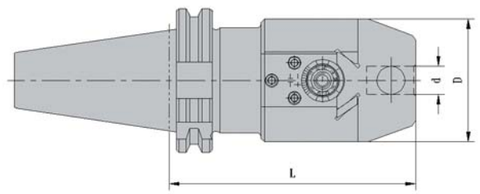

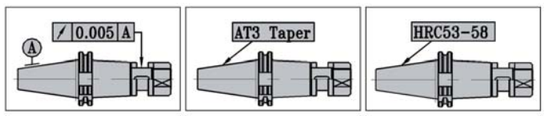

货　号	型　号	D	d	L	镗销范围	配用镗刀
440.0009.020	JT40－TK16－ 150	90	16	150	Φ8-Φ320	TD1-16;TD2-16;TD3-16;TD4-16
440.0007.020	JT50－TK16 －150	90	16	150	Φ8-Φ320	TD1-16;TD2-16;TD3-16;TD4-16
440.0031.020	JT60－TK16－ 150	90	16	150	Φ8-Φ320	TD1-16;TD2-16;TD3-16;TD4-16

注：※ 镗刀TD1-16第一级镗削范围为Φ 8 -Φ68，第二级镗削范围为Φ56-Φ124；
※ 镗刀TD2-16第一级镗削范围为Φ16-Φ76，第二级镗削范围为Φ72-Φ132；
※ 镗刀TD3-16第一级镗削范围为Φ30-Φ90，第二级镗削范围为Φ86-Φ146；
※ 镗刀TD4-16镗削范围为Φ145-Φ320；
※ 配用镗刀见H部分。

A

强力铣夹头刀柄
Strong Chuck Holder for Boring and Milling

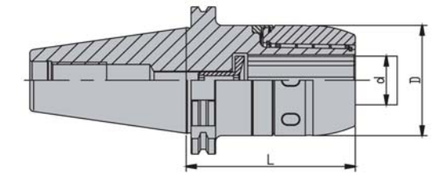

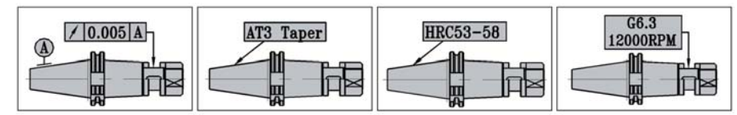

货　号	型　号	7:24锥柄号	d	D	L	配用扳手 GB4625
740.0321.111	JT40-XJT20-110	40	20	58	110	55-62
740.0322.111	JT40-XJT20-160	40	20	58	160	55-62
740.0323.111	JT40-XJT20-200	40	20	58	200	55-62
740.0324.111	JT40-XJT25-110	40	25	65	110	68-72
740.0325.111	JT40-XJT25-160	40	25	65	160	68-72
740.0326.111	JT40-XJT25-200	40	25	65	200	68-72
740.0327.111	JT40-XJT32-110	40	32	73	110	55-62
740.0328.111	JT40-XJT32-160	40	32	73	160	55-62
740.0329.111	JT40-XJT32-200	40	32	73	200	55-62
740.0330.111	JT50-XJT20-110	50	20	58	110	55-62
740.0331.111	JT50-XJT20-160	50	20	58	160	55-62
740.0332.111	JT50-XJT20-200	50	20	58	200	55-62
740.0333.111	JT50-XJT25-110	50	25	65	110	68-72
740.0334.111	JT50-XJT25-160	50	25	65	160	68-72
740.0335.111	JT50-XJT25-200	50	25	65	200	68-72
740.0336.111	JT50-XJT32-110	50	32	73	110	68-72
740.0337.111	JT50-XJT32-160	50	32	73	160	68-72
740.0338.111	JT50-XJT32-200	50	32	73	200	68-72
740.0339.111	JT50-XJT40-120	50	40	88	120	78-85
740.0340.111	JT50-XJT40-160	50	40	88	160	78-85
740.0341.111	JT50-XJT40-200	50	40	88	200	78-85
740.0285.111	JT50-XJT50-120	50	50	105	120	100-110
740.0342.111	JT50-XJT50-140	50	50	105	140	100-110
740.0343.111	JT50-XJT50-160	50	50	105	160	100-110
740.0344.111	JT50-XJT50-200	50	50	105	200	100-110
740.0345.111	JT60-XJT20-130	60	20	58	130	55-62
740.0346.111	JT60-XJT20-160	60	20	58	160	55-62
740.0347.111	JT60-XJT20-200	60	20	58	200	55-62
740.0348.111	JT60-XJT25-130	60	25	65	130	68-72
740.0349.111	JT60-XJT25-160	60	25	65	160	68-72
740.0350.111	JT60-XJT25-200	60	25	65	200	68-72
740.0351.111	JT60-XJT32-130	60	32	73	130	68-72
740.0352.111	JT60-XJT32-160	60	32	73	160	68-72
740.0353.111	JT60-XJT32-200	60	32	73	200	68-72
740.0354.111	JT60-XJT40-130	60	40	88	130	78-85
740.0355.111	JT60-XJT40-160	60	40	88	160	78-85
740.0356.111	JT60-XJT40-200	60	40	88	200	78-85
740.0357.111	JT60-XJT50-140	60	50	105	140	100-110
740.0358.111	JT60-XJT50-160	60	50	105	160	100-110
740.0359.111	JT60-XJT50-200	60	50	105	200	100-110

注：※ 配用扳手需要单独订货；
※ 被夹持直柄刀具的柄部公差为h6；
※ 使用配用扳手夹紧直柄刀具时，不允许使用套管等辅助工具；
※ L=3d处径向跳动精度≤0.007mm。

目 录

BT柄TSG整体式镗铣类工具系统

日本标准锥柄、拉钉……B 01
ER弹簧夹头刀柄……B 02
三面刃铣刀柄……B 04
带扁尾莫氏圆锥孔刀柄……B 05
无扁尾莫氏圆锥孔刀柄……B 06
套式立铣刀柄……B 07
钻夹头刀柄……B 08
端铣刀柄……B 09
带2° 斜削平型工具刀柄……B 11
削平型工具刀柄……B 12
丝锥夹套体……B 13
套式扩、铰刀柄……B 14
倾斜型粗镗刀杆……B 15
直角型粗镗刀杆……B 16
倾斜型微调镗杆……B 18
可调镗头刀柄……B 19
强力铣夹头刀柄……B 21

BT柄TSG整体式镗铣类工具系统

B

日本标准锥柄

Taper Shanks Type of Japan 日本 MAS 403 BT 等效于JIS B 6339–1998

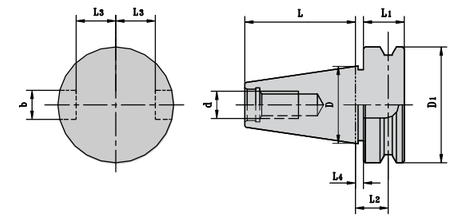

型 号	D	D1	d	L	L1	L2	L3	L4	重量Kg
BT30	31.75	46	M12	48.4	20	13.6	16.3	2	16.1
BT40	44.45	63	M16	65.4	25	16.6	22.6	2	16.1
BT50	69.85	100	M24	101.8	35	23.2	35.4	3	25.7
BT60	107.95	155	M30	161.8	45	28.2	60.1	3	25.7

日本标准拉钉

Pull Stud Type of Japan 日本JIS B 6339–1998

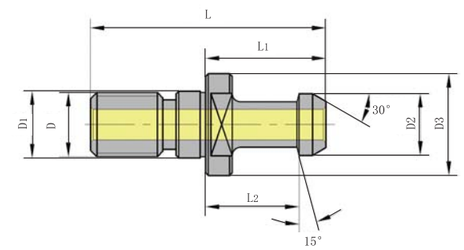

货 号	型 号	D	D1	D2	D3	L	L1	L2	重量kg
499.0007.293	30P	M12	12.5	12	16.5	43	23.4	18.4	0.04
499.0007.265	40P	M16	17	19	23	54	29	23	0.07
499.0007.225	50P	M24	25	28	38	74	34	25	0.25
499.0007.290	60P	M30	31	36	48	98	48	36	0.52

日本MAS403 BT I型

Pull Stud MAS403 BT I Type of Japan

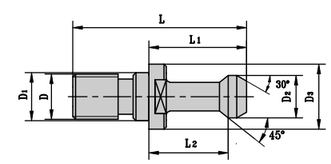

货 号	型 号	D	D1	D2	D3	L	L1	L2	重量kg
499.0011.293	P30T I	M12	12.5	11	16.5	43	23	18	0.02
499.0001.265	P40T I	M16	17	15	23	60	35	28	0.07
499.0002.225	P50T I	M24	25	23	38	85	45	35	0.25
499.0008.290	P60T I	M30	31	32	56	115	65	53	0.52

B

日本MAS403 BT II型
Pull Stud MAS403 BT II Type of Japan

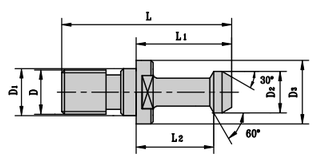

货　号	型　号	D	D_1	D_2	D_3	L	L_1	L_2	重量kg
499.0010.293	P30T II	M12	12.5	11	16.5	43	23	18	0.02
499.0002.265	P40T II	M16	17	15	23	60	35	28	0.07
499.0005.225	P50T II	M24	25	23	38	85	45	35	0.25
499.0009.290	P60T II	M30	31	32	56	115	65	53	0.52

ER弹簧夹头刀柄
ER Collet Chucks

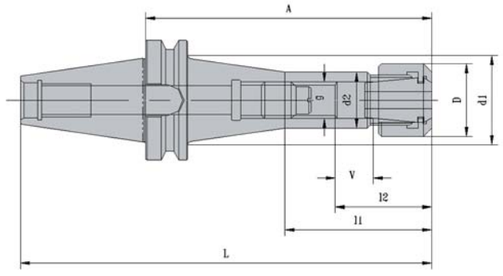

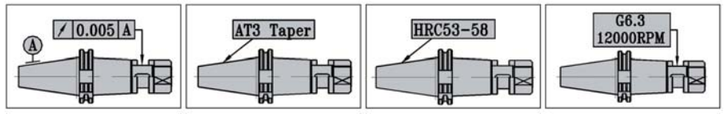

货　号	型　号	A	d_1	d_2	D	L_1	L_2	g	L	V	重量kg
698.0001.265	BT40-ER16-63	63	–	28	28	–	27	M12	128	10	1.1
698.0002.265	BT40-ER16-100	100	–	28	28	–	27	M12	166	10	1.2
698.0003.265	BT40-ER16-160	160	46	28	28	85	27	M12	226	10	1.3
698.0001.225	BT50-ER16-100	100	–	28	28	–	27	M12	202	10	3.8
698.0002.225	BT50-ER16-160	160	78	28	28	85	27	M12	202	10	4.0

注：※ ER部分执行DIN6499标准；
※ ER卡簧需要单独订货，相见H部分；
※ 刀柄用于中心冷却时，需要单独订购ER……C型内冷夹紧螺帽和密封垫圈，详见H部分。

ER弹簧夹头刀柄
ER Collet Chucks

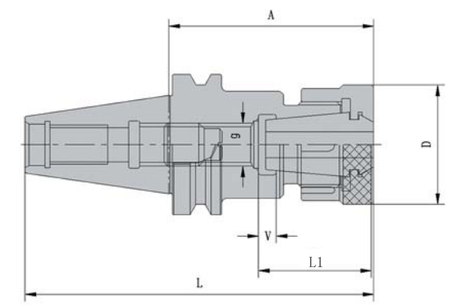

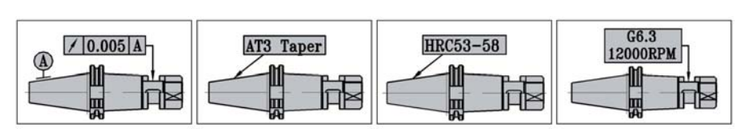

货　号	型　号	A	D	L_1	g	L	V	重量kg
640.0123.040	BT40-ER20-70	70	34	34	M12	136	10	1.3
640.0240.040	BT40-ER20-100	100	34	34	M12	166	10	1.5
640.0241.040	BT40-ER20-160	160	34	34	M12	226	10	1.8
640.0242.040	BT40-ER25-70	70	42	36	M16	136	10	1.3
697.0033.265	BT40-ER25-100	100	42	36	M16	166	10	1.5
697.0043.265	BT40-ER25-160	160	42	36	M16	226	10	2.2
640.0243.040	BT40-ER32-70	70	50	40	M16	136	10	1.3
697.0031.265	BT40-ER32-100	100	50	40	M16	166	10	1.7
697.0041.265	BT40-ER32-160	160	50	40	M16	226	10	2.5
697.0002.265	BT40-ER40-80	80	63	58	M16	146	10	1.8
697.0032.265	BT40-ER40-120	120	63	58	M16	186	10	2.3
697.0042.265	BT40-ER40-160	160	63	58	M16	226	10	3.2
640.0244.040	BT50-ER20-70	70	34	34	M16	172	10	3.5
640.0133.040	BT50-ER20-100	100	34	34	M16	202	10	3.9
640.0245.040	BT50-ER20-160	160	34	34	M16	262	10	4.3
640.0246.040	BT50-ER25-70	70	42	36	M16	172	10	3.6
640.0135.040	BT50-ER25-100	100	42	36	M16	202	10	3.9
640.0247.040	BT50-ER25-160	160	42	36	M16	262	10	4.5
697.0001.225	BT50-ER32-70	70	50	40	M16	172	10	3.7
640.0137.040	BT50-ER32-100	100	50	40	M16	202	10	3.9
640.0248.040	BT50-ER32-160	160	50	40	M16	262	10	5.1
697.0002.225	BT50-ER40-80	80	63	58	M16	182	10	3.8
640.0249.040	BT50-ER40-120	120	63	58	M16	222	10	4.2
640.0250.040	BT50-ER40-160	160	63	58	M16	262	10	5.5
640.0251.040	BT60-ER25-100	100	42	36	M16	262	10	13.8
640.0252.040	BT60-ER25-160	160	42	36	M16	322	10	14.3
640.0253.040	BT60-ER32-100	100	50	40	M16	262	10	13.2
640.0254.040	BT60-ER32-160	160	50	40	M16	322	10	14.7
640.0255.040	BT60-ER40-100	100	63	58	M16	262	10	13.5
640.0256.040	BT60-ER40-160	160	63	58	M16	322	10	14.8

注：※ ER部分执行DIN6499标准；
※ ER卡簧需要单独订货，相见H部分；
※ 刀柄用于中心冷却时，需要单独订购ER……C型内冷夹紧螺帽和密封垫圈，详见H部分。

B

三面刃铣刀柄
Side Milling Cutter Arbor

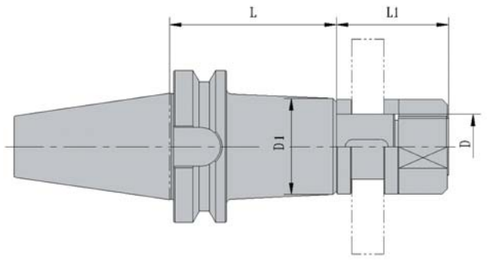

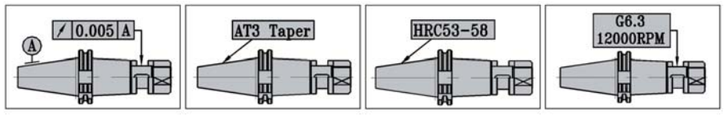

货　号	型　号	D	D1	L	L1	B	垫　圈	三面刃铣刀直径	重量kg
640.0021.000	BT40－XS16－ 75	16	26	75	46	4	3J1-310-16	Φ50	1.29
640.0022.000	BT40－XS16－105	16	26	105	46	4	3J1-310-16	Φ50	1.46
640.0023.000	BT40－XS22－ 75	22	34	75	51	6	3J1-310-22	Φ63	1.17
640.0024.000	BT40－XS22－120	22	34	120	51	6	3J1-310-22	Φ63	1.95
640.0025.000	BT40－XS27－ 75	27	40	75	55	7	3J1-310-27	Φ80	2.01
640.0026.000	BT40－XS27－120	27	40	120	55	7	3J1-310-27	Φ80	2.65
640.0027.000	BT40－XS32－ 90	32	46	90	60	8	3J1-310-32	Φ100,Φ125	2.52
640.0028.000	BT50－XS16－ 90	16	26	90	46	4	3J1-310-16	Φ50	3.11
640.0029.000	BT50－XS16－120	16	26	120	46	4	3J1-310-16	Φ50	3.42
640.0030.000	BT50－XS22－ 90	22	34	90	51	6	3J1-310-22	Φ63	3.54
640.0031.000	BT50－XS22－135	22	34	135	51	6	3J1-310-22	Φ63	3.86
640.0032.000	BT50－XS27－ 90	27	40	90	55	7	3J1-310-27	Φ80	3.93
640.0033.000	BT50－XS27－135	27	40	135	55	7	3J1-310-27	Φ80	4.46
640.0034.000	BT50－XS32－ 90	32	46	90	60	8	3J1-310-32	Φ100,Φ125	5.51
640.0035.000	BT50－XS32－135	32	46	135	60	8	3J1-310-32	Φ100,Φ125	5.57
640.0036.000	BT50－XS40－ 90	40	55	90	66	10	3J1-310-40	Φ160,Φ200	5.34
640.0037.000	BT50－XS40－135	40	55	135	66	10	3J1-310-40	Φ160,Φ200	5.66
640.0092.000	BT50－XS50－90	50	68	90	85	12	3J1-310-50	Φ200,Φ250	6.10
640.0093.000	BT50－XS50－135	50	68	135	85	12	3J1-310-50	Φ200,Φ250	6.55
640.0038.000	BT60－XS40－135	40	55	135	66	10	3J1-310-40	Φ160,Φ200	14.69
640.0039.000	BT60－XS50－135	50	68	135	85	12	3J1-310-50	Φ200，Φ250	14.80
640.0040.000	BT60－XS60－135	60	84	135	105	14	3J1-310-60	Φ250，Φ315	15.42

注：※ 垫圈单独订货时，成组供货，每组6个，芯轴直径为Φ16~Φ40的刀柄，垫圈厚度分别为3、5、7、 8、10、12，
芯轴直径为Φ50~Φ60的刀柄，垫圈厚度为别为4、6、8、10、12、15。

B

带扁尾莫氏圆锥孔刀柄
Adaptor Sleeves for Morse Taper with Tang

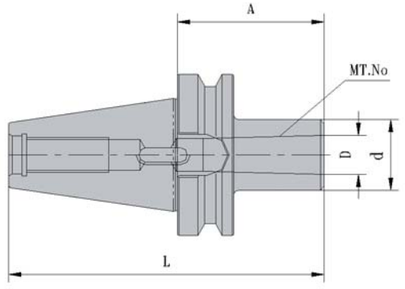

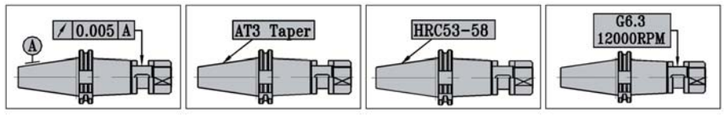

货　号	型　号	MT.No	A	d	D	L	重量kg
454.0001.265	BT40-M1-50	1	20	25	12.065	116	1.1
440.0028.050	BT40-M1-120	1	120	25	12.065	188	1.2
454.0012.265	BT40-M2-50	2	20	32	17.780	116	1.1
440.0030.050	BT40-M2-120	2	120	32	17.780	188	1.6
454.0013.265	BT40-M3-70	3	70	40	23.825	136	1.2
440.0032.050	BT40-M3-135	3	135	40	23.825	193	2.2
454.0014.265	BT40-M4-95	4	95	63	31.267	161	2.1
440.0034.050	BT40-M4-165	4	165	63	31.267	233	2.8
454.0011.225	BT50-M1-45	1	45	25	12.065	147	3.6
440.0036.050	BT50-M1-120	1	120	25	12.065	222	4.5
454.0002.225	BT50-M2-60	2	60	32	17.780	162	3.6
440.0038.050	BT50-M2-135	2	135	32	17.780	237	3.7
454.0013.225	BT50-M3-65	3	65	40	23.825	167	3.6
440.0040.050	BT50-M3-150	3	150	40	23.825	252	4.3
454.0014.225	BT50-M4-95	4	95	48	31.267	197	3.8
440.0042.050	BT50-M4-180	4	180	48	31.267	282	5.4
440.0015.225	BT50-M5-105	5	105	63	44.399	207	3.8
440.0044.050	BT50-M5-210	5	210	63	44.399	312	6.3
440.0045.050	BT60-M3-190	3	190	40	23.825	352	10.1
440.0046.050	BT60-M3-250	3	250	40	23.825	412	10.3
440.0047.050	BT60-M4-210	4	210	50	31.267	372	10.6
440.0048.050	BT60-M4-270	4	270	50	31.267	432	10.8
440.0049.050	BT60-M5-240	5	240	63	44.399	402	12.4
440.0050.050	BT60-M5-300	5	300	63	44.399	462	13.0
440.0051.050	BT60-M6-170	6	170	90	63.348	332	12.5
440.0052.050	BT60-M6-310	6	310	90	63.348	472	15.4

注：※ 要求使用的刀具柄部的莫氏圆锥，符合GB/T1443……中的规定，锥柄公差执行AT7级。

B

无扁尾莫氏圆锥孔刀柄
Adaptor Sleeves for Morse Taper Without Tang

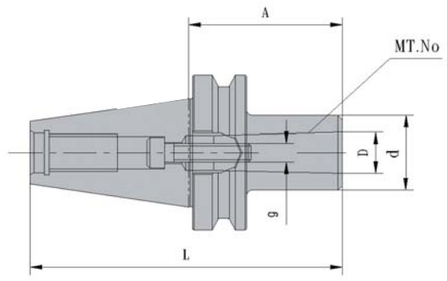

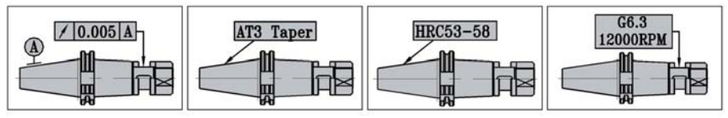

货　号	型　号	MT.No	A	d	D	L	重量kg
458.0001.265	BT40–MW1–50	1	50	25	12.065	116	0.9
458.0012.265	BT40–MW2–50	2	50	32	17.780	116	1.0
458.0013.265	BT40–MW3–70	3	70	40	23.825	136	1.1
440.0024.055	BT40–MW4–95	4	95	63	31.267	161	2.0
458.0011.225	BT50–MW1–45	1	45	25	12.065	147	2.7
458.0022.225	BT50–MW2–60	2	660	32	17.780	162	2.8
458.0023.225	BT50–MW3–65	3	65	40	23.825	167	2.9
440.0030.055	BT50–MW4–70	4	70	63	31.267	172	3.4
440.0031.055	BT50–MW5–100	5	100	78	44.399	202	4.2
440.0032.055	BT60–MW3–100	3	100	40	23.825	262	9.7
440.0033.055	BT60–MW4–100	4	100	50	31.267	262	9.9
440.0034.055	BT60–MW5–100	5	100	70	44.399	262	9.9
440.0035.055	BT60–MW6–150	6	150	90	63.348	312	12.1

注：※ 要求使用的刀具柄部的莫氏圆锥，符合GB/T1443……中的规定，锥柄公差执行AT7级；
※ BT40–MW4–90需要配置特殊拉钉：40P–113（JIS B 6339–1998）
或 P40T Ⅰ–119（MAS403 BT Ⅰ 型）
或 P40T Ⅱ–119（MAS403 BT Ⅱ 型）
上述拉钉需要客户单独订货。

B

套式立铣刀柄
Shell End Mill Arbors

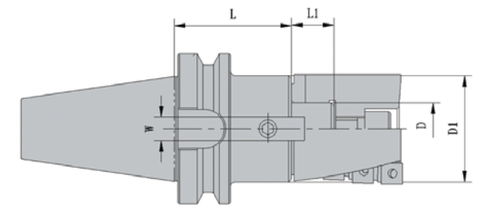

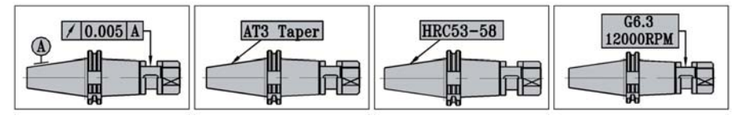

货　号	型　号	D	D1	L	L1	W	紧固螺钉	套式立铣刀直径	重量kg
440.0020.001	BT40 – XM16 – 75	16	32	75	17	8	M8	Φ40	1.22
440.0021.001	BT40 – XM16 – 120	16	32	120	17	8	M8	Φ40	1.55
440.0022.001	BT40 – XM22 – 75	22	40	75	19	10	M10	Φ50	1.49
440.0023.001	BT40 – XM22 – 120	22	40	120	19	10	M10	Φ50	1.97
440.0024.001	BT40 – XM27 – 75	27	48	75	21	12	M12	Φ63 Φ80	1.86
440.0025.001	BT40 – XM27 – 105	27	48	105	21	12	M12	Φ63 Φ80	2.25
440.0026.001	BT40 – XM32 – 75	32	58	75	24	14	M16	Φ100	2.22
440.0027.001	BT50 – XM16 – 75	16	32	75	17	8	M8	Φ40	3.07
440.0028.001	BT50 – XM16 – 120	16	32	120	17	8	M8	Φ40	3.88
440.0029.001	BT50 – XM22 – 75	22	40	75	19	10	M10	Φ50	3.30
440.0030.001	BT50 – XM22 – 120	22	40	120	19	10	M10	Φ50	3.77
440.0031.001	BT50 – XM27 – 75	27	48	75	21	12	M12	Φ63 Φ80	3.66
440.0032.001	BT50 – XM27 – 105	27	48	105	21	12	M12	Φ63 Φ80	4.05
440.0033.001	BT50 – XM32 – 75	32	58	75	24	14	M16	Φ100	3.84
440.0034.001	BT50 – XM40 – 75	40	70	75	27	16	M20	Φ125	5.36
440.0035.001	BT50 – XM50 – 75	50	90	75	30	18	M24	Φ160	5.45
440.0036.001	BT60 – XM32 – 75	32	58	75	24	14	M16	Φ100	13.19
440.0037.001	BT60 – XM40 – 90	40	70	90	27	16	M20	Φ125	14.71
440.0038.001	BT60 – XM50 – 120	50	90	120	30	18	M24	Φ160	14.80

B

钻夹头刀柄
Drill Chuck Arbors

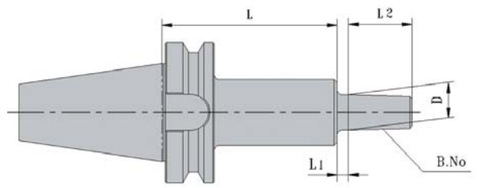

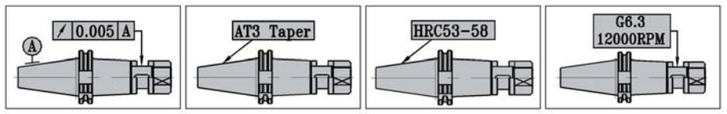

货　号	型　号	D	L	L_1	L_2	B.No.	重量kg
440.0019.071	BT40 – Z10 – 45	10.094	45	3.5	14.5	B10	0.92
440.0020.071	BT40 – Z10 – 90	10.094	90	3.5	14.5	B10	1.20
440.0021.071	BT40 – Z12 – 45	12.065	45	3.5	18.5	B12	0.93
440.0022.071	BT40 – Z12 – 90	12.065	90	3.5	18.5	B12	0.94
440.0023.071	BT40 – Z16 – 45	15.733	45	5	24	B16	0.97
440.0024.071	BT40 – Z16 – 90	15.733	90	5	24	B16	1.22
440.0025.071	BT40 – Z18 – 45	17.780	45	5	32	B18	1.03
440.0026.071	BT40 – Z18 – 90	17.780	90	5	32	B18	1.37
440.0027.071	BT50 – Z10 – 45	10.094	45	3.5	14.5	B10	2.70
440.0028.071	BT50 – Z10 – 105	10.094	105	3.5	14.5	B10	3.08
440.0029.071	BT50 – Z12 – 45	12.065	45	3.5	18.5	B12	2.72
440.0030.071	BT50 – Z12 – 105	12.065	105	3.5	18.5	B16	3.10
440.0031.071	BT50 – Z16 – 45	15.733	45	5	24	B16	2.80
440.0032.071	BT50 – Z16 – 105	15.733	105	5	24	B16	3.12
440.0033.071	BT50 – Z18 – 45	17.780	45	5	32	B18	2.82
440.0034.071	BT50 – Z18 – 105	17.780	105	5	32	B18	3.11
440.0035.071	BT60 – Z16 – 105	15.733	105	5	24	B16	12.47
440.0036.071	BT60 – Z18 – 105	17.780	105	5	32	B18	12.46

注：※ 配用钻夹头规格详见H部分。

B

端铣刀柄
Face Mill Arbors

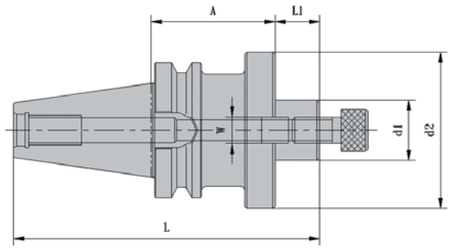

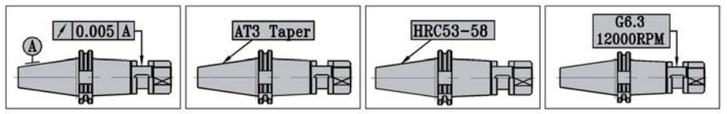

货　号	型　号	d_1	A	d_2	L_1	L	W	夹刀螺钉	十字型扳手	重量kg
579.0001.265	BT40-XD22-35	22	35	50	19	120	10	M10	SK-00210-3	1.2
540.0002.004	BT40-XD22-90	22	90	50	19	185	10	M10	SK-00210-3	1.9
579.0002.265	BT40-XD27-35	27	35	60	21	122	12	M12	SK-00210-4	1.2
540.0004.004	BT40-XD27-90	27	90	60	21	177	12	M12	SK-00210-4	2.4
579.0003.265	BT40-XD32-50	32	50	80	24	140	14	M16	SK-00210-5	1.9
540.0006.265	BT40-XD32-90	32	90	80	24	180	14	M16	SK-00210-5	2.7
579.0004.265	BT40-XD40-50	40	50	89	27	143	16	M20	SK-00210-6	2.0
579.0001.225	BT50-XD22-50	22	50	50	19	171	10	M10	SK-00210-3	3.8
540.0088.004	BT50-XD22-90	22	105	50	19	226	10	M10	SK-00210-3	3.8
540.0010.004	BT50-XD22-150	22	150	50	19	271	10	M10	SK-00210-3	4.3
579.0002.225	BT50-XD27-35	27	50	60	21	173	12	M12	SK-00210-4	3.9
540.0012.004	BT50-XD27-90	27	90	60	21	213	12	M12	SK-00210-4	5.3
540.0013.004	BT50-XD27-150	27	150	60	21	273	12	M12	SK-00210-4	5.9
579.0003.225	BT50-XD32-50	32	50	80	24	176	14	M16	SK-00210-5	4.1
540.0015.004	BT50-XD32-9120	32	120	80	24	246	14	M16	SK-00210-5	5.8
579.0004.225	BT50-XD40-55	40	55	90	27	184	16	M20	SK-00210-6	4.5
579.0005.225	BT50-XD50-55	50	55	120	30	187	18	M24	SK-00210-7	5.3

注：※ 十字型扳手需要客户单独订货。

B

端铣刀柄
Face Mill Arbors

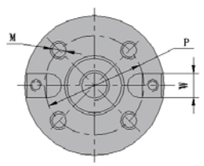

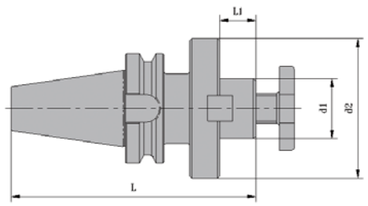

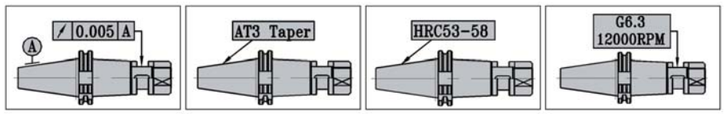

货　号	型　号	d1	A	d2	L1	L1	P	W	M	夹刀螺钉	十字型扳手	重量kg
540.0007.004	BT40-XD40-60P	40	60	90	27	156	Φ66.7	16	M12	M20	SK-00210-6	2.4
540.0016.004	BT50-XD40-75P	40	75	90	27	171	Φ66.7	16	M12	M20	SK-00210-6	5.9
540.0017.004	BT50-XD40-105P	40	105	90	27	201	Φ66.7	16	M12	M20	SK-00210-6	6.3
540.0018.004	BT50-XD60-75P	60	75	140	40	217	Φ101.6	25.4	M16	–	–	6.1
540.0019.004	BT60-XD40-75P	40	75	90	27	264	Φ66.7	16	M12	M20	SK-00210-6	21.8
540.0020.004	BT60-XD60-75P	60	75	140	40	277	Φ101.6	25.4	M16	–	–	21.5
540.0021.004	BT60-XD60-75S	60	75	220	40	277	Φ101.6+Φ177.8	25.4	M16+M20	–	–	22.0

注：※ 十字型扳手需要客户单独订货。

B

带2°　斜削平型工具刀柄
Adaptors For Flatted Parallel Shanks

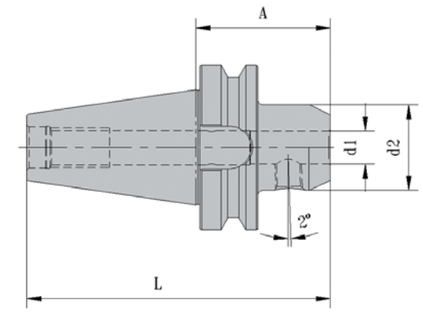

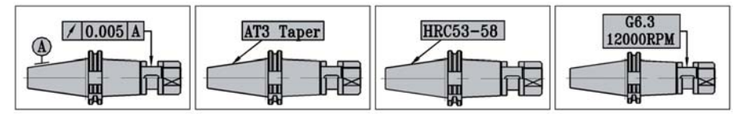

货　号	型　号	d1	A	d2	L	d1孔公差	重量kg
420.0506.265	BT40-XPD6-50	6	50	25	116	+0.005	1.1
420.0508.265	BT40-XPD8-50	8	50	28	116	+0.005	1.1
420.0510.265	BT40-XPD10-63	10	63	35	129	+0.005	1.2
420.0512.265	BT40-XPD12-63	12	63	42	129	+0.005	1.3
420.0514.265	BT40-XPD14-63	14	63	44	129	+0.005	1.3
420.0516.265	BT40-XPD16-63	16	63	48	129	+0.005	1.4
420.0518.265	BT40-XPD18-63	18	63	50	129	+0.005	1.4
420.0520.265	BT40-XPD20-63	20	63	52	129	+0.007	1.4
420.0525.265	BT40-XPD25-90	25	90	65	156	+0.007	2.2
420.0532.265	BT40-XPD32-100	32	100	72	166	+0.007	2.7
420.0606.225	BT50-XPD6-50	6	63	25	165	+0.005	3.7
420.0608.225	BT50-XPD8-50	8	63	28	165	+0.005	3.8
420.0610.225	BT50-XPD10-63	10	63	35	165	+0.005	3.8
420.0612.225	BT50-XPD12-80	12	80	42	182	+0.005	4.0
420.0614.225	BT50-XPD14-80	14	80	44	182	+0.005	4.0
420.0616.225	BT50-XPD16-80	16	80	48	182	+0.005	4.0
420.0618.225	BT50-XPD18-80	18	80	50	182	+0.005	4.0
420.0620.225	BT50-XPD20-80	20	80	52	182	+0.007	4.1
420.0625.225	BT50-XPD25-100	25	100	65	202	+0.007	4.7
420.0632.225	BT50-XPD32-105	32	105	72	207	+0.007	5.1

B

削平型工具刀柄
Adaptors For Flatted Parallel Shanks

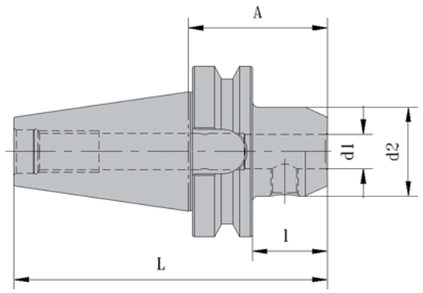

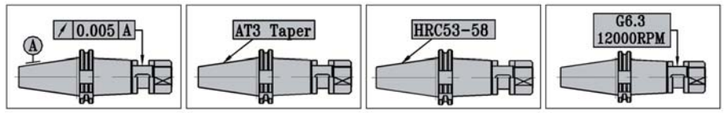

货　号	型　号	d1	A	d2	l	L	d1孔公差	重量kg
420.0011.265	BT40-XP6-50	6	50	25	23	116	+0.005	1.1
420.0012.265	BT40-XP8-50	8	50	28	23	116	+0.005	1.1
420.0003.265	BT40-XP10-63	10	63	35	36	129	+0.005	1.2
420.0004.265	BT40-XP12-63	12	63	42	36	129	+0.005	1.3
420.0044.265	BT40-XP14-63	14	63	44	36	129	+0.005	1.3
420.0005.265	BT40-XP16-63	16	63	48	36	129	+0.005	1.4
420.0048.265	BT40-XP18-63	18	63	50	36	129	+0.005	1.4
420.0006.265	BT40-XP20-63	20	63	52	36	129	+0.007	1.4
420.0007.265	BT40-XP25-90	25	90	65	63	156	+0.007	2.2
420.0008.265	BT40-XP32-100	32	100	72	73	166	+0.007	2.7
420.0011.225	BT50-XP6-50	6	63	25	25	165	+0.005	3.7
420.0012.225	BT50-XP8-50	8	63	28	25	165	+0.005	3.8
420.0013.225	BT50-XP10-63	10	63	35	25	165	+0.005	3.8
420.0004.225	BT50-XP12-80	12	80	42	42	182	+0.005	4.0
420.0044.225	BT50-XP14-80	14	80	44	42	182	+0.005	4.0
420.0005.225	BT50-XP16-80	16	80	48	42	182	+0.005	4.0
420.0048.225	BT50-XP18-80	18	80	50	42	182	+0.005	4.0
420.0006.225	BT50-XP20-80	20	80	52	42	182	+0.007	4.1
420.0007.225	BT50-XP25-100	25	100	65	62	202	+0.007	4.7
420.0018.225	BT50-XP32-105	32	105	72	67	207	+0.007	5.1
440.0044.009	BT50-XP40-125	40	125	90	87	227	+0.007	5.7
440.0045.009	BT50-XP50-125	50	125	100	87	227	+0.007	5.7
440.0047.009	BT60-XP25-110	25	110	65	62	272	+0.009	13.2
440.0048.009	BT60-XP32-125	32	125	72	77	287	+0.007	14.1
440.0049.009	BT60-XP40-125	40	125	90	77	287	+0.007	15.0
440.0050.009	BT60-XP50-125	50	150	100	102	312	+0.009	15.4
440.0051.009	BT60-XP63-180	63	150	130	132	342	+0.009	15.9

丝锥夹套体
Tap Adaptors

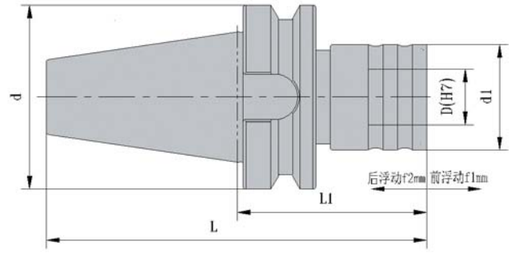

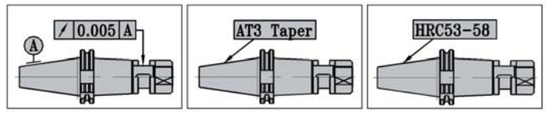

货　号	型　号	d	L	L1	D	d1	f1	f2	配用丝锥	重量kg
440.0001.265	BT40-G3-66.5	63	131.9	66.5	19	36	7.5	6.5	G3-(M3-M12)	3.36
440.0109.161	BT40-G3-120	63	185.4	120	19	36	7.5	6.5	G3-(M3-M12)	4.67
440.0002.265	BT40-G8-93.5	63	158.9	93.5	31	53	15	8.5	G8-(M8-M20)	3.88
440.0111.161	BT40-G8-150	63	215.4	150	31	53	15	8.5	G8-(M8-M20)	5.32
440.0001.225	BT50-G8-101.5	100	203.3	101.5	31	53	15	8.5	G8-(M8-M20)	13.26
440.0113.161	BT50-G8-180	100	281.8	180	31	53	15	8.5	G8-(M8-M20)	18.37
440.0114.161	BT50-G14-140	100	241.8	140	48	78	23	15	G14-(M14-M33)	14.90
440.0115.161	BT50-G14-200	100	301.8	200	48	78	23	15	G14-(M14-M33)	18.98

注：※ 配用丝锥夹套规格详见H部分；

※ 配用丝锥夹套需要客户单独订货。

B

B

套式扩、铰刀柄
Shell Boring and Reaming Cutters Arbors

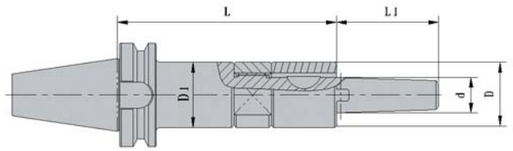

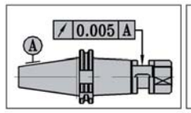

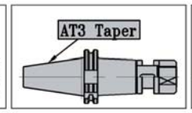

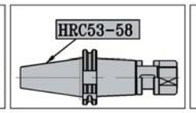

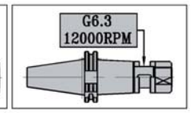

货　号	型　号	d	L	L1	D	D1	扩孔钻直径	铰刀直径	重量kg
440.0350.081	BT40 – KJ13 – 90	13	90	45	24	24	Φ25 – Φ35	Φ25 – Φ30	1.30
440.0351.081	BT40 – KJ13 – 150	13	150	45	24	28	Φ25 – Φ35	Φ25 – Φ30	1.45
440.0352.081	BT40 – KJ16 – 100	16	100	50	31	31	Φ36 – Φ45	Φ32 – Φ35	1.34
440.0353.081	BT40 – KJ16 – 185	16	185	50	31	36	Φ36 – Φ45	Φ32 – Φ35	1.83
440.0354.081	BT40 – KJ19 – 120	19	120	56	35	35	Φ46 – Φ52	Φ36 – Φ42	1.60
440.0355.081	BT40 – KJ19 – 200	19	200	56	35	40	Φ46 – Φ52	Φ36 – Φ42	2.20
440.0356.081	BT40 – KJ22 – 130	22	130	63	40	40	Φ55 – Φ62	Φ45 – Φ50	2.03
440.0357.081	BT40 – KJ22 – 225	22	225	63	40	46	Φ55 – Φ62	Φ45 – Φ50	2.72
440.0358.081	BT40 – KJ27 – 150	27	150	71	50	50	Φ65 – Φ75	Φ52 – Φ60	2.62
440.0359.081	BT40 – KJ27 – 225	27	225	71	50	56	Φ65 – Φ75	Φ52 – Φ60	3.50
440.0360.081	BT40 – KJ32 – 120	32	120	80	54	54	Φ80 – Φ90	Φ62 – Φ70	2.67
440.0361.081	BT40 – KJ32 – 200	32	200	80	54	60	Φ80 – Φ90	Φ62 – Φ70	4.03
440.0025.081	BT50 – KJ13 – 100	13	100	45	24	24	Φ25 – Φ35	Φ25 – Φ30	2.96
440.0026.081	BT50 – KJ13 – 185	13	185	45	24	28	Φ25 – Φ35	Φ25 – Φ30	3.14
440.0027.081	BT50 – KJ16 – 100	16	100	50	31	31	Φ36 – Φ45	Φ32 – Φ35	3.68
440.0028.081	BT50 – KJ16 – 185	16	185	50	31	36	Φ36 – Φ45	Φ32 – Φ35	4.50
440.0029.081	BT50 – KJ19 – 120	19	120	56	35	35	Φ46 – Φ52	Φ36 – Φ42	4.78
440.0030.081	BT50 – KJ19 – 200	19	200	56	35	40	Φ46 – Φ52	Φ36 – Φ42	4.98
440.0031.081	BT50 – KJ22 – 130	22	130	63	40	40	Φ55 – Φ62	Φ45 – Φ50	5.10
440.0032.081	BT50 – KJ22 – 225	22	225	63	40	46	Φ55 – Φ62	Φ45 – Φ50	5.82
440.0033.081	BT50 – KJ27 – 150	27	150	71	50	50	Φ65 – Φ75	Φ52 – Φ60	6.04
440.0034.081	BT50 – KJ27 – 225	27	225	71	50	56	Φ65 – Φ75	Φ52 – Φ60	6.80
440.0035.081	BT50 – KJ32 – 120	32	120	80	54	54	Φ80 – Φ90	Φ62 – Φ70	7.06
440.0036.081	BT50 – KJ32 – 200	32	200	80	54	60	Φ80 – Φ90	Φ62 – Φ70	8.70
440.0037.081	BT60 – KJ32 – 120	32	120	80	54	54	Φ80 – Φ90	Φ62 – Φ70	11.21

B

倾斜型粗镗刀杆
Angular Mounting Square Bits Boring Bars

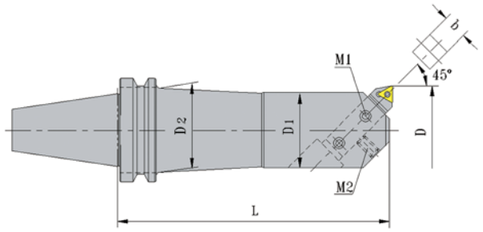

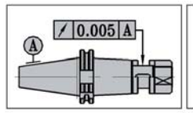

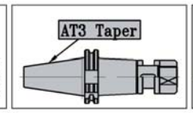

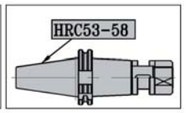

货　号	型　号	镗孔范围D	L	D1	D2	□b	TQC倾斜型粗镗刀	M2螺钉（GB77）	M1螺钉（GB77）	重量kg
440.0090.022	BT40 – TQC25 – 135	Φ25 – Φ38	135	20	22	8	TQC8–30–45–L	M6x13	M6x6	1.46
440.0091.022	BT40 – TQC30 – 165	Φ30 – Φ42	165	24	26	8	TQC8–37–45–L	M8x13	M6x8	1.34
440.0092.022	BT40 – TQC38 – 180	Φ38 – Φ50	180	30	33	10	TQC10–48–45–L	M6x13	M8x10	1.69
440.0093.022	BT40 – TQC42 – 210	Φ42 – Φ56	210	34	37	10	TQC10–53–45–L	M8x13	M8x10	2.15
440.0094.022	BT40 – TQC50 – 180	Φ50 – Φ65	180	40	44	13	TQC13–63–45–L	M10x13	M10x12	2.38
440.0095.022	BT40 – TQC50 – 225	Φ50 – Φ65	225	40	44	13	TQC13–63–45–L	M10x13	M10x12	2.78
440.0096.022	BT40 – TQC62 – 180	Φ62 – Φ90	180	50	56	16	TQC16–79–45–L	M12x13	M12x15	2.97
440.0097.022	BT40 – TQC62 – 240	Φ62 – Φ90	240	50	56	16	QC16–79–45–L	M12x13	M12x15	4.11
440.0098.022	BT40 – TQC72 – 180	Φ72 – Φ110	180	60	66	19	TQC19–90–45–L	M12x13	M12x18	3.41
440.0099.022	BT40 – TQC72 – 240	Φ72 – Φ110	240	60	66	19	TQC19–90–45–L	M12x13	M12x18	5.36
440.0100.022	BT40 – TQC90 – 180	Φ90 – Φ125	180	75	66	19	TQC19–116–45–L	M12x13	M12x24	4.9
440.0113.022	BT50 – TQC25 – 135	Φ25 – Φ38	135	20	22	8	TQC8–30–45–L	M6x13	M6x6	2.94
440.0114.022	BT50 – TQC30 – 165	Φ30 – Φ42	165	24	26	8	TQC8–37–45–L	M6x13	M6x8	3.14
440.0115.022	BT50 – TQC38 – 180	Φ38 – Φ50	180	30	33	10	TQC10–48–45–L	M8x13	M8x10	3.51
440.0116.022	BT50 – TQC42 – 210	Φ42 – Φ56	210	34	37	10	TQC10–53–45–L	M8x13	M8x10	3.83
440.0117.022	BT50 – TQC50 – 180	Φ50 – Φ65	180	40	44	13	TQC13–63–45–L	M10x13	M10x12	5.25
440.0118.022	BT50 – TQC50 – 240	Φ50 – Φ65	240	40	44	13	TQC13–63–45–L	M10x13	M10x12	4.73
440.0119.022	BT50 – TQC62 – 195	Φ62 – Φ90	195	50	56	16	TQC16–79–45–L	M12x13	M12x15	5.30
440.0120.022	BT50 – TQC62 – 270	Φ62 – Φ90	270	50	56	16	QC16–79–45–L	M12x13	M12x15	5.64
440.0121.022	BT50 – TQC72 – 195	Φ72 – Φ110	195	60	60	19	TQC19–90–45–L	M12x13	M12x18	7.18
440.0122.022	BT50 – TQC72 – 285	Φ72 – Φ110	285	60	60	19	TQC19–90–45–L	M12x13	M12x18	8.99
440.0123.022	BT50 – TQC90 – 210	Φ90 – Φ125	210	75	80	19	TQC19–116–45–L	M12x13	M12x24	9.05
440.0124.022	BT50 – TQC90 – 300	Φ90 – Φ125	300	75	80	19	TQC19–116–45–L	M12x13	M12x24	11.98
440.0127.022	BT60 – TQC50 – 240	Φ50 – Φ65	240	40	44	13	TQC13–63–45–L	M10x13	M8x10	14.6
440.0128.022	BT60 – TQC62 – 270	Φ62 – Φ90	270	50	56	16	TQC16–79–45–L	M12x13	M12x15	14.65
440.0129.022	BT60 – TQC72 – 285	Φ72 – Φ110	285	60	60	19	TQC19–90–45–L	M12x13	M12x18	16.53
440.0130.022	BT60 – TQC90 – 300	Φ90 – Φ125	300	75	80	19	TQC19–116–45–L	M12x13	M12x24	18.4

注：※ TQC倾斜型粗镗刀见H部分。

B

直角型粗镗刀杆
Mounting Square Bite Boring Bars with Radial Adjustment

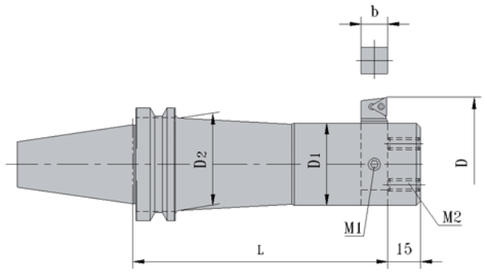

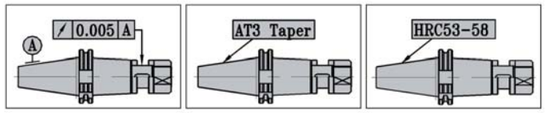

货　号	型　号	镗孔范围D	L	D1	D2	□b	TZC直角型粗镗刀	M2螺钉（GB77）	M1螺钉（GB77）	重量kg
440.0001.023	BT40 – TZC25 – 135	Φ25 – Φ50	135	20	22	8	TZC8–20–90–L TZC8–29–90–L	M6x15	M6x6	1.12
440.0002.023	BT40 – TZC38 – 180	Φ38 – Φ70	180	30	33	10	TZC10–32–90–L TZC10–49–90–L	M8x15	M8x10	1.79
440.0003.023	BT40 – TZC50 – 180	Φ50 – Φ90	180	40	44	13	TZC13–43–90–L TZC13–64–90–L	M10x15	M10x14	2.61
440.0004.023	BT40 – TZC50 – 225	Φ50 – Φ90	225	40	44	13	TZC13–43–90–L TZC13–64–90–L	M10x15	M10x14	3.00
440.0005.023	BT40 – TZC62 – 180	Φ62 – Φ115	180	50	56	16	TZC16–53–90–L TZC16–80–90–L	M12x15	M12x18	3.42
440.0006.023	BT40 – TZC62 – 180	Φ62 – Φ115	225	50	56	16	TZC16–53–90–L TZC16–80–90–L	M12x15	M12x18	3.94
440.0007.023	BT40 – TZC72 – 180	Φ72 – Φ135	180	60	66	19	TZC19–62–90–L TZC19–90–90–L	M12x15	M12x22	4.36
440.0008.023	BT40 – TZC72 – 225	Φ72 – Φ135	225	60	66	19	TZC19–62–90–L TZC19–90–90–L	M12x15	M12x22	4.83
440.0009.023	BT40 – TZC90 – 180	Φ90 – Φ150	180	75	66	19	TZC19–79–90–L TZC19–113–90–L	M12x15	M12x30	5.60
440.0010.023	BT40 – TZC90 – 225	Φ90 – Φ150	225	75	66	19	TZC19–79–90–L TZC19–113–90–L	M12x15	M12x30	6.74
440.0023.023	BT50 – TZC25 – 135	Φ25 – Φ50	135	20	22	8	TZC8–20–90–L TZC8–29–90–L	M6x15	M6x6	2.94
440.0024.023	BT50 – TZC38 – 180	Φ38 – Φ70	180	30	33	10	TZC10–32–90–L TZC10–49–90–L	M8x15	M6x6	3.57
440.0025.023	BT50 – TZC50 – 180	Φ50 – Φ90	180	40	44	13	TZC13–43–90–L TZC13–64–90–L	M10x15	M10x14	4.28

B

直角型粗镗刀杆
Mounting Square Bite Boring Bars with Radial Adjustment

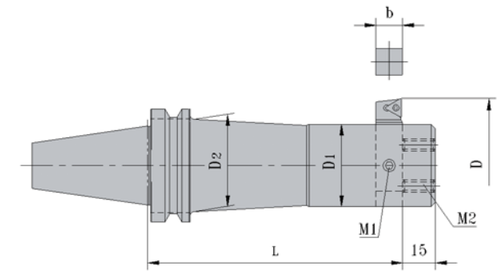

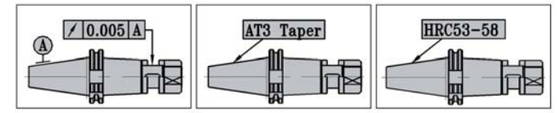

货　号	型　号	镗孔范围D	L	D1	D2	□b	TZC直角型粗镗刀	M2螺钉（GB77）	M1螺钉（GB77）	重量kg
440.0026.023	BT50 – TZC50 – 240	Φ50 – Φ90	240	40	44	13	TZC13–43–90–L TZC13–64–90–L	M10x15	M10x14	5.59
440.0027.023	BT50 – TZC62 – 195	Φ62 – Φ115	195	50	56	16	TZC16–53–90–L TZC16–80–90–L	M12x15	M12x18	5.54
440.0028.023	BT50 – TZC62 – 270	Φ62 – Φ115	270	50	56	16	TZC16–53–90–L TZC16–80–90–L	M12x15	M12x18	6.57
440.0029.023	BT50 – TZC72 – 195	Φ72 – Φ135	195	60	66	19	TZC19–62–90–L TZC19–90–90–L	M12x15	M12x22	6.74
440.0030.023	BT50 – TZC72 – 285	Φ72 – Φ135	285	60	66	19	TZC19–62–90–L TZC19–90–90–L	M12x15	M12x22	9.1
440.0031.023	BT50 – TZC90 – 210	Φ90 – Φ150	210	75	80	19	TZC19–79–90–L TZC19–113–90–L	M12x15	M12x30	9.63
440.0032.023	BT50 – TZC90 – 300	Φ90 – Φ150	300	75	80	19	TZC19–79–90–L TZC19–113–90–L	M12x15	M12x30	12.94
440.0033.023	BT50 – TZC105 – 195	Φ105 – Φ190	195	90	90	25	TZC25–91–90–L TZC25–136–90–L	M16x15	M16x34	10.53
440.0034.023	BT50 – TZC105 – 285	Φ105 – Φ190	285	90	94	25	TZC25–91–90–L TZC25–136–90–L	M16x15	M16x34	15.4
440.0037.023	BT60 – TZC62 – 270	Φ62 – Φ115	270	50	56	16	TZC16–53–90–L TZC16–80–90–L	M12x15	M12x18	15.92
440.0038.023	BT60 – TZC72 – 285	Φ72 – Φ135	285	60	66	19	TZC19–62–90–L TZC19–90–90–L	M12x15	M12x22	18.45
440.0039.023	BT60–TZC90 – 300	Φ90 – Φ150	300	75	80	19	TZC19–79–90–L TZC19–113–90–L	M12x15	M12x30	22.29
440.0040.023	BT60 – TZC105 – 300	Φ105 – Φ190	300	90	94	25	TZC25–91–90–L TZC25–136–90–L	M16x15	M16x34	24.75

注：※ TZC直角型粗镗刀见H部分；
※ 可使用FTZW方形微调镗刀，见H部分。

B

倾斜型微调镗杆
Angular Mounting Micro-adjustable Boring Bars

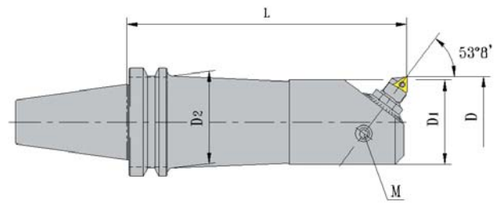

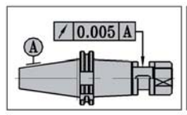

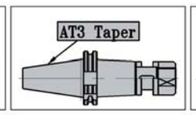

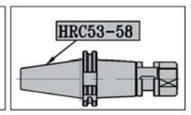

货　号	型　号	镗孔范围D	L	D1	D2	TQW微调镗刀	压紧螺钉(GB819)	M螺钉(GB77)	重量kg
440.0049.031	BT40－TQW38－150	Φ38－Φ50	150	35	37	TQW38	M3x10	M6x10	1.66
440.0050.031	BT40－TQW38－210	Φ38－Φ50	210	35	38	TQW38	M3x10	M6x10	2.06
440.0051.031	BT40－TQW48－150	Φ48－Φ65	150	41	44	TQW48	M3x10	M6x12	2.13
440.0052.031	BT40－TQW48－210	Φ48－Φ65	210	41	45	TQW48	M3x10	M6x12	2.77
440.0053.031	BT40－TQW62－150	Φ62－Φ85	150	54	53	TQW62	M5x12	M8x15	2.99
440.0054.031	BT40－TQW62－210	Φ62－Φ85	210	54	56	TQW62	M5x12	M8x15	4.10
440.0055.031	BT40－TQW82－150	Φ82－Φ110	150	68	60	TQW82	M6x15	M8x18	3.92
440.0056.031	BT40－TQW82－210	Φ82－Φ110	210	68	60	TQW82	M6x15	M8x18	5.24
440.0057.031	BT40－TQW105－150	Φ105－Φ140	150	85	60	TQW105	M6x15	M10x20	4.96
440.0058.031	BT40－TQW105－210	Φ105－Φ140	210	85	60	TQW105	M6x15	M10x20	6.70
440.0079.031	BT50－TQW38－165	Φ38－Φ50	165	35	37	TQW38	M3x10	M6x10	3.70
440.0080.031	BT50－TQW38－195	Φ38－Φ50	195	35	38	TQW38	M3x10	M6x10	3.80
440.0081.031	BT50－TQW48－165	Φ48－Φ65	165	41	44	TQW48	M3x10	M6x12	4.07
440.0082.031	BT50－TQW48－255	Φ48－Φ65	255	41	45	TQW48	M3x10	M6x12	4.80
440.0083.031	BT50－TQW62－240	Φ62－Φ85	240	54	55	TQW62	M5x12	M8x15	6.40
440.0084.031	BT50－TQW62－300	Φ62－Φ85	300	54	56	TQW62	M5x12	M8x15	7.90
440.0085.031	BT50－TQW82－240	Φ82－Φ110	240	68	72	TQW82	M5x12	M8x18	8.50
440.0086.031	BT50－TQW82－315	Φ82－Φ110	315	68	74	TQW82	M5x12	M8x18	11.8
440.0087.031	BT50－TQW105－240	Φ105－Φ140	240	85	90	TQW105	M6x15	M10x20	12.4
440.0088.031	BT50－TQW105－315	Φ105－Φ140	315	85	90	TQW105	M6x15	M10x20	14.8
440.0089.031	BT50－TQW135－210	Φ135－Φ170	210	114	90	TQW135	M6x15	M10x30	14.5
440.0090.031	BT50－TQW165－210	Φ165－Φ200	210	144	90	TQW135	M6x15	M10x30	17.4
440.0376.031	BT60－TQW48－255	Φ48－Φ65	255	41	44	TQW48	M3x10	M6x12	13.42
440.0377.031	BT60－TQW62－300	Φ62－Φ85	300	54	55	TQW62	M3x10	M6x12	15.75
440.0378.031	BT60－TQW82－315	Φ82－Φ110	315	68	72	TQW82	M5x12	M8x15	17.85
440.0379.031	BT60－TQW105－315	Φ105－Φ140	315	85	90	TQW105	M5x12	M8x15	21.75
440.0380.031	BT60－TQW135－315	Φ135－Φ170	315	114	90	TQW135	M6x15	M10x20	23.85
440.0381.031	BT60－TQW165－315	Φ165－Φ200	315	144	90	TQW135	M6x15	M10x20	26.75

注：※ TQW微调镗刀见H部分

B

可调镗头刀柄
Adjustable Shanks of Boring Heads

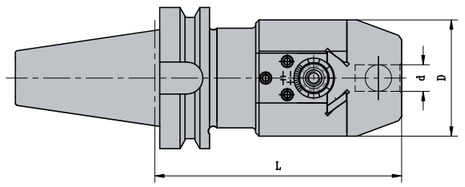

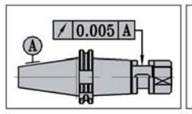

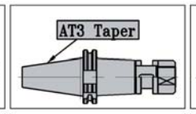

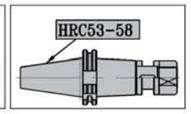

货　号	型　号	D	d	L	镗销范围	配用镗刀
440.0010.020	BT40－TK16－ 150	90	16	150	Φ8－Φ320	TD1-16;TD2-16;TD3-16;TD4-16
440.0003.020	BT50－TK16 －150	90	16	150	Φ8－Φ320	TD1-16;TD2-16;TD3-16;TD4-16
440.0030.020	BT60－TK16－ 150	90	16	150	Φ8－Φ320	TD1-16;TD2-16;TD3-16;TD4-16

注：※ 镗刀TD1-16第一级镗削范围为Φ 8 -Φ68，第二级镗削范围为Φ56-Φ124；
※ 镗刀TD2-16第一级镗削范围为Φ16-Φ76，第二级镗削范围为Φ72-Φ132；
※ 镗刀TD3-16第一级镗削范围为Φ30-Φ90，第二级镗削范围为Φ86-Φ146；
※ 镗刀TD4-16镗削范围为Φ145-Φ320；
※ 配用镗刀见H部分。

B

强力铣夹头刀柄
Strong Chuck Holder for Boring and Milling

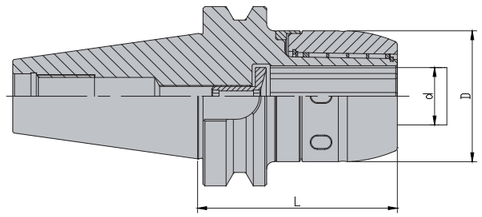

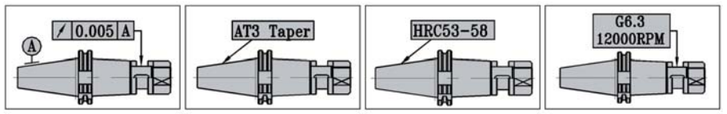

货　号	型　号	7:24锥柄号	d	D	L	配用扳手 GB4625
740.0219.111	BT30-XJT20-90	30	20	58	90	55-62
740.0220.111	BT30-XJT20-110	30	20	58	110	55-62
740.0221.111	BT40-XJT20-110	40	20	58	110	55-62
740.0222.111	BT40-XJT20-160	40	20	58	160	55-62
740.0223.111	BT40-XJT20-200	40	20	58	200	55-62
740.0224.111	BT40-XJT25-110	40	25	65	110	68-72
740.0225.111	BT40-XJT25-160	40	25	65	160	68-72
740.0226.111	BT40-XJT25-200	40	25	65	200	68-72
740.0227.111	BT40-XJT32-110	40	32	73	110	68-72
740.0228.111	BT40-XJT32-160	40	32	73	160	68-72
740.0229.111	BT40-XJT32-200	40	32	73	200	68-72
740.0230.111	BT50-XJT20-110	50	20	58	110	55-62
740.0231.111	BT50-XJT20-160	50	20	58	160	55-62
740.0232.111	BT50-XJT20-200	50	20	58	200	55-62
740.0233.111	BT50-XJT25-110	50	25	65	110	68-72
740.0234.111	BT50-XJT25-160	50	25	65	160	68-72
740.0235.111	BT50-XJT25-200	50	25	65	200	68-72
740.0236.111	BT50-XJT32-110	50	32	73	110	68-72
740.0237.111	BT50-XJT32-140	50	32	73	140	68-72
740.0238.111	BT50-XJT32-160	50	32	73	160	68-72
740.0239.111	BT50-XJT32-200	50	32	73	200	68-72
740.0240.111	BT50-XJT40-120	50	40	88	120	78-85
740.0241.111	BT50-XJT40-160	50	40	88	160	78-85
740.0242.111	BT50-XJT40-200	50	40	88	200	78-85
740.0242.111	BT50-XJT50-140	50	50	105	140	100-110
740.0243.111	BT50-XJT50-160	50	50	105	160	100-110
740.0244.111	BT50-XJT50-200	50	50	105	200	100-110
740.0261.111	BT60-XJT20-130	60	20	58	110	55-62
740.0262.111	BT60-XJT20-160	60	20	58	160	55-62
740.0263.111	BT60-XJT20-200	60	20	58	200	55-62
740.0264.111	BT60-XJT25-130	60	25	65	110	68-72
740.0265.111	BT60-XJT25-160	60	25	65	160	68-72

强力铣夹头刀柄
Strong Chuck Holder for Boring and Milling

B

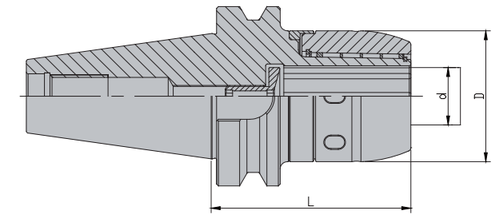

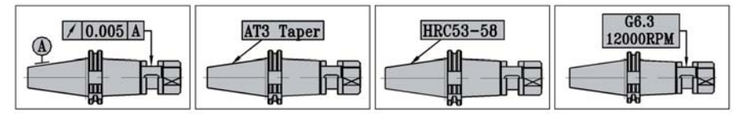

货　号	型　号	7:24锥柄号	d	D	L	配用扳手 GB4625
740.0266.111	BT60-XJT25-200	60	25	65	200	68-72
740.0267.111	BT60-XJT32-130	60	32	73	130	68-72
740.0268.111	BT60-XJT32-160	60	32	73	160	68-72
740.0269.111	BT60-XJT32-200	60	32	73	200	68-72
740.0270.111	BT60-XJT40-130	60	40	88	130	78-85
740.0271.111	BT60-XJT40-160	60	40	88	160	78-85
740.0272.111	BT60-XJT40-200	60	40	88	200	78-85
740.0273.111	BT60-XJT50-140	60	50	105	140	100-110
740.0274.111	BT60-XJT50-160	60	50	105	160	100-110
740.0275.111	BT60-XJT50-200	60	50	105	200	100-110

注：※配用扳手需要单独订货。

※被夹持直柄刀具的柄部公差为h6。

※使用配用搬手夹紧直柄刀具时，不允许使用套管等辅助工具。

※L=3d处径向跳动精度≤0.007mm。

目录

ST柄TSG整体式镗铣类工具系统

中国标准锥柄……C 01
ER弹簧夹头刀柄……C 02
三面刃铣刀柄……C 03
带扁尾莫氏圆锥孔刀柄……C 04
无扁尾莫氏圆锥孔刀柄……C 05
套式立铣刀柄……C 06
端铣刀柄……C 07
钻夹头刀柄……C 08
削平型刀柄……C 09
丝锥夹套体……C 10
套式扩、铰刀柄……C 11
强力铣夹头……C 12
倾斜型粗镗刀杆……C 13
直角型粗镗刀杆……C 14
倾斜型微调镗杆……C 16
可调镗头刀柄……C 17

C

ST柄TSG整体式镗铣类工具系统

ST柄TSG整体式镗铣类工具系统
ST-TSG Tooling System For Boring And Milling
哈量集团 HMCT GROUP

中国标准锥柄

Taper Shanks Type of China 国标 GB/T 3837-2001等效于ISO297-1988E (手动带尾)

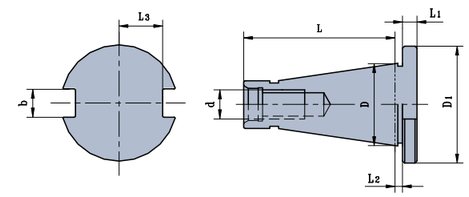

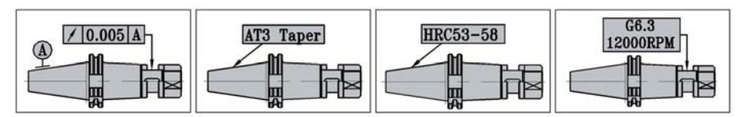

型　号	D	D_1	d	L	L_1	L_2	L_3	重量kg
ST40	44.45	63	M16	93.4	10	1.6	22.5	16.1
ST50	69.85	97.5	M24	126.8	12	3.2	35.3	25.7
ST60	107.95	156	M30	206.8	16	3.2	60.0	25.7

C

ER弹簧夹头刀柄
ER Collet Chucks

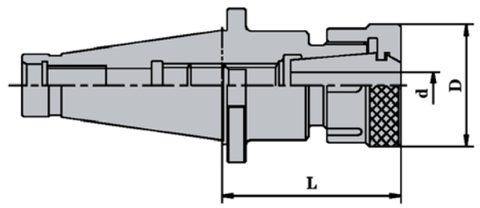

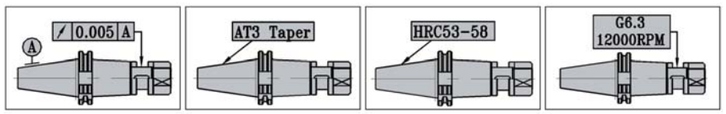

货　号	型　号	d	D	L	勾扳手规格	配用卡簧	夹紧螺帽	重量kg
640.0141.040	ST40 –ER16–70	3~10	28	70	28~35	ER16	3J1–346	1.2
640.0142.040	ST40–ER16–120	3~10	28	120	28~35	ER16	3J1–346	1.76
640.0143.040	ST40 –ER20–70	3~13	34	70	28~35	ER20	3J1–347	1.22
640.0144.040	ST40 –ER20–120	3~13	34	120	28~35	ER20	3J1–347	1.88
640.0145.040	ST40 –ER25–70	4~16	42	70	38~42	ER25	3J1–348	1.26
640.0146.040	ST40 –ER25–120	4~16	42	120	38~42	ER25	3J1–348	1.92
640.0147.040	ST40 –ER32–70	4~20	50	70	45~52	ER32	3J1–349	1.28
640.0148.040	ST40 –ER32–120	4~20	50	120	45~52	ER32	3J1–349	1.96
640.0149.040	ST40 –ER40–80	5~26	63	80	55~62	ER40	3J1–350	2.02
640.0150.040	ST40 –ER40–120	5~26	63	120	55~62	ER40	3J1–350	2.56
640.0151.040	ST50 –ER16–100	3~10	28	100	28~35	ER16	3J1–346	3.32
640.0152.040	ST50 –ER16–150	3~10	28	150	28~35	ER16	3J1–346	3.38
640.0153.040	ST50 –ER20–100	3~13	34	100	28~35	ER20	3J1–347	3.46
640.0154.040	ST50 –ER20–150	3~13	34	150	28~35	ER20	3J1–347	3.52
640.0155.040	ST50 –ER25–100	4~16	42	100	38~42	ER25	3J1–348	3.33
640.0156.040	ST50 –ER25–150	4~16	42	150	38~42	ER25	3J1–348	3.40
640.0157.040	ST50 –ER32–100	4~20	50	100	45~52	ER32	3J1–349	3.45
640.0158.040	ST50 –ER32–150	4~20	50	150	45~52	ER32	3J1–349	3.51
640.0159.040	ST50 –ER40–100	5~26	63	100	55~62	ER40	3J1–350	3.58
640.0160.040	ST50 –ER40–150	5~26	63	150	55~62	ER40	3J1–350	3.68

注：※ ER部分执行DIN6499标准；
※ ER卡簧需要单独订货，相见H部分；
※ 刀柄用于中心冷却时，需要单独订购ER……C型内冷夹紧螺帽和密封垫圈，详见H部分。

三面刃铣刀柄
Side Milling Cutter Arbor

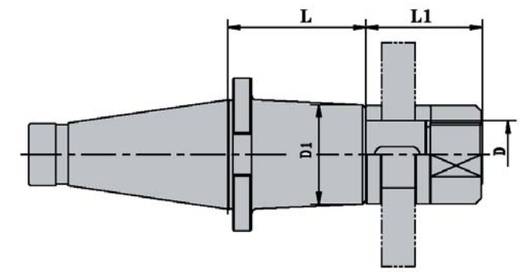

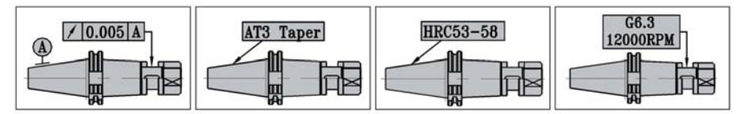

货　号	型　号	d	D_1	L	L_1	B	垫　圈	三面刃铣刀直径	重量kg
440.0041.000	ST40 – XS16 – 75	16	26	75	46	4	3J1–310–16	Φ50	1.29
440.0042.000	ST40 – XS16 – 105	16	26	105	46	4	3J1–310–16	Φ50	1.46
440.0043.000	ST40 – XS22 – 75	22	34	75	51	6	3J1–310–22	Φ63	1.17
440.0044.000	ST40 – XS22 – 120	22	34	120	51	6	3J1–310–22	Φ63	1.95
440.0045.000	ST40 – XS27 – 75	27	40	75	55	7	3J1–310–27	Φ80	2.01
440.0046.000	ST40 – XS27 – 120	27	40	120	55	7	3J1–310–27	Φ80	2.65
440.0047.000	ST40 – XS32 – 90	32	46	90	60	8	3J1–310–32	Φ100,Φ125	2.52
440.0048.000	ST50 – XS16 – 90	16	26	90	46	4	3J1–310–16	Φ50	3.11
440.0049.000	ST50 – XS16 – 120	16	26	120	46	4	3J1–310–16	Φ50	3.42
440.0050.000	ST50 – XS22 – 90	22	34	90	51	6	3J1–310–22	Φ63	3.54
440.0051.000	ST50 – XS22 – 135	22	34	135	51	6	3J1–310–22	Φ63	3.86
440.0052.000	ST50 – XS27 – 90	27	40	90	55	7	3J1–310–27	Φ80	3.93
440.0053.000	ST50 – XS27 – 135	27	40	135	55	7	3J1–310–27	Φ80	4.46
440.0054.000	ST50 – XS32 – 90	32	46	90	60	8	3J1–310–27	Φ100,Φ125	5.51
440.0055.000	ST50 – XS32 – 135	32	46	135	60	8	3J1–310–32	Φ100,Φ125	5.57
440.0056.000	ST50 – XS40 – 90	40	55	90	66	10	3J1–310–40	Φ160,Φ200	5.34
440.0057.000	ST50 – XS40 – 135	40	55	135	66	10	3J1–310–40	Φ160,Φ200	5.66
440.0094.000	ST50 – XS50 – 90	50	68	90	85	12	3J1–310–50	Φ200,Φ250	6.20
440.0095.000	ST50 – XS50 – 135	50	68	135	85	12	3J1–310–50	Φ200,Φ250	6.65
440.0058.000	ST60 – XS40 – 135	40	55	135	66	10	3J1–310–40	Φ160,Φ200	14.69
440.0059.000	ST60 – XS50 – 135	50	68	135	85	12	3J1–310–50	Φ200，Φ250	14.80
440.0060.000	ST60 – XS60 – 135	60	84	135	105	14	3J1–310–60	Φ250，Φ315	15.42

注：※ 垫圈单独订货时，成组供货，每组6个，芯轴直径为Φ16~Φ40的刀柄，垫圈厚度分别为3、5、7、 8、10、12，
芯轴直径为Φ50~Φ60的刀柄，垫圈厚度为别为4、6、8、10、12、15。

带扁尾莫氏圆锥孔刀柄
Adaptor Sleeves for Morse Taper with Tang

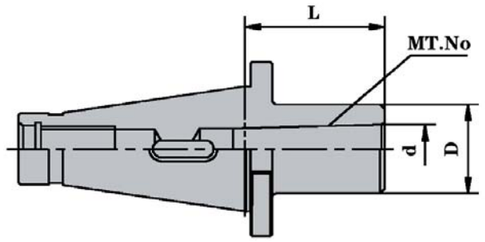

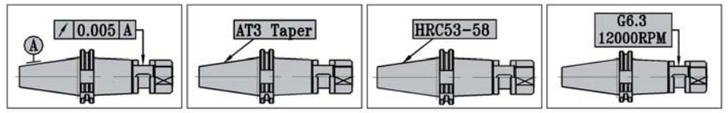

货　号	型　号	MT.No	d	D	L	重量kg
440.0053.050	ST40 – M1 – 45	1	12.065	25	45	0.87
440.0054.050	ST40 – M1 – 120	1	12.065	25	120	1.23
440.0055.050	ST40 – M2 – 60	2	17.780	32	60	1.05
440.0056.050	ST40 – M2 – 120	2	17.780	32	120	1.62
440.0057.050	ST40 – M3 – 75	3	23.825	40	75	1.36
440.0058.050	ST40 – M3 – 135	3	23.825	40	135	2.23
440.0059.050	ST40 – M4 – 95	4	31.267	50	95	2.36
440.0060.050	ST40 – M4 – 165	4	31.267	50	165	2.75
440.0061.050	ST50 – M1 – 45	1	12.065	25	45	4.40
440.0062.050	ST50 – M1 – 120	1	12.065	25	120	4.52
440.0063.050	ST50 – M2 – 45	2	17.780	32	45	4.35
440.0064.050	ST50 – M2 – 135	2	17.780	32	135	3.72
440.0065.050	ST50 – M3 – 60	3	23.825	40	60	2.90
440.0066.050	ST50 – M3 – 150	3	23.825	40	150	4.30
440.0067.050	ST50 – M4 – 90	4	31.267	50	90	3.12
440.0068.050	ST50 – M4 – 180	4	31.267	50	180	5.44
440.0069.050	ST50 – M5 – 115	5	44.399	63	115	3.70
440.0070.050	ST50 – M5 – 210	5	44.399	63	210	6.32
440.0071.050	ST60 – M3 – 190	3	23.825	40	190	10.06
440.0072.050	ST60 – M3 – 250	3	23.825	40	250	10.25
440.0073.050	ST60 – M4 – 210	4	31.267	50	210	10.55
440.0074.050	ST60 – M4 – 270	4	31.267	50	270	10.80
440.0075.050	ST60 – M5 – 240	5	44.399	63	240	12.36
440.0076.050	ST60 – M5 – 300	5	44.399	63	300	12.95
440.0077.050	ST60 – M6 – 170	6	63.348	90	170	12.49
440.0078.050	ST60 – M6 – 310	6	63.348	90	310	15.38

注：※ 要求使用的刀具柄部的莫氏圆锥，符合GB/T1443……中的规定，锥柄公差执行AT7级。

无扁尾莫氏圆锥孔刀柄
Adaptor Sleeves for Morse Taper Without Tang

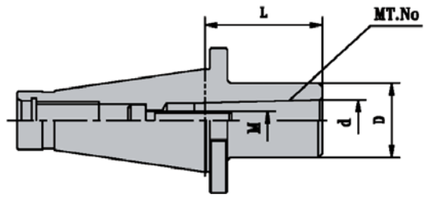

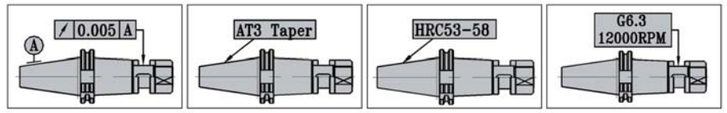

货　号	型　号	MT.No	L	M	d	D	重量kg
440.0061.055	ST40 – MW1 – 50	1	50	M6	12.065	25	0.96
440.0062.055	ST40 – MW2 – 60	2	60	M10	17.780	32	1.14
440.0063.055	ST40 – MW3 – 75	3	75	M12	23.825	40	2.16
440.0065.055	ST50 – MW1 – 50	1	50	M6	12.065	25	2.62
440.0066.055	ST50 – MW2 – 50	2	50	M10	17.780	32	2.88
440.0067.055	ST50 – MW3 – 60	3	60	M12	23.825	40	3.90
440.0068.055	ST50 – MW4 – 100	4	100	M16	31.267	50	4.31
440.0069.055	ST50 – MW5 – 130	5	130	M20	44.399	70	4.72
440.0072.055	ST60 – MW3 – 100	3	100	M12	23.825	40	9.65
440.0073.055	ST60 – MW4 – 100	4	100	M16	31.267	50	9.86
440.0074.055	ST60 – MW5 – 100	5	100	M20	44.399	70	9.87
440.0075.055	ST60 – MW6 – 150	6	150	M24	63.348	90	12.01

注：※ 要求使用的刀具柄部的莫氏圆锥，符合GB/T1443……中的规定，锥柄公差执行AT7级。

套式立铣刀柄
Shell End Mill Arbors

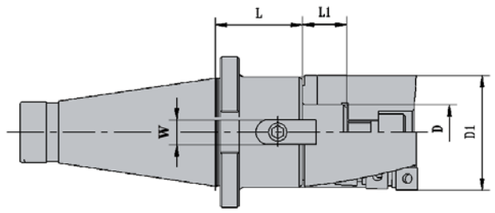

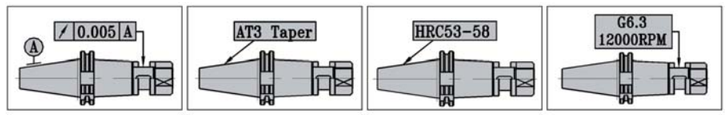

货　号	型　号	D	D1	L	L1	W	紧固螺钉	套式立铣刀直径	重量kg
440.0039.001	ST40 – XM16 – 75	16	32	75	17	8	M8	Φ40	1.22
440.0040.001	ST40 – XM16 – 120	16	32	120	17	8	M8	Φ40	1.55
440.0041.001	ST40 – XM22 – 75	22	40	75	19	10	M10	Φ50	1.49
440.0042.001	ST40 – XM22 – 120	22	40	120	19	10	M10	Φ50	1.97
440.0043.001	ST40 – XM27 – 75	27	48	75	21	12	M12	Φ63 Φ80	1.86
440.0044.001	ST40 – XM27 – 105	27	48	105	21	12	M12	Φ63 Φ80	2.25
440.0045.001	ST40 – XM32 – 75	32	58	75	24	14	M16	Φ100	2.22
440.0046.001	ST50 – XM16 – 75	16	32	75	17	8	M8	Φ40	3.07
440.0047.001	ST50 – XM16 – 120	16	32	120	17	8	M8	Φ40	3.88
440.0048.001	ST50 – XM22 – 75	22	40	75	19	10	M10	Φ50	3.30
440.0049.001	ST50 – XM22 – 120	22	40	120	19	10	M10	Φ50	3.77
440.0050.001	ST50 – XM27 – 75	27	48	75	21	12	M12	Φ63 Φ80	3.66
440.0051.001	ST50 – XM27 – 105	27	48	105	21	12	M12	Φ63 Φ80	4.05
440.0052.001	ST50 – XM32 – 75	32	58	75	24	14	M16	Φ100	3.84
440.0053.001	ST50 – XM40 – 75	40	70	75	27	16	M20	Φ125	5.36
440.0054.001	ST50 – XM50 – 75	50	90	75	30	18	M24	Φ160	5.45
440.0055.001	ST60 – XM32 – 75	32	58	75	24	14	M16	Φ100	13.19
440.0056.001	ST60 – XM40 – 90	40	70	90	27	16	M20	Φ125	14.71
440.0057.001	ST60 – XM50 – 120	50	90	120	30	18	M24	Φ160	14.80

端铣刀柄
Face Mill Arbors

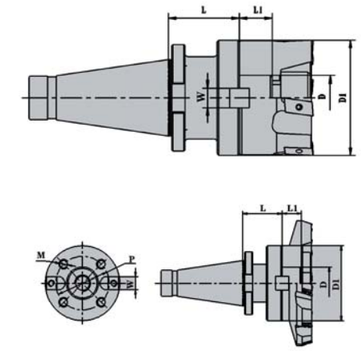

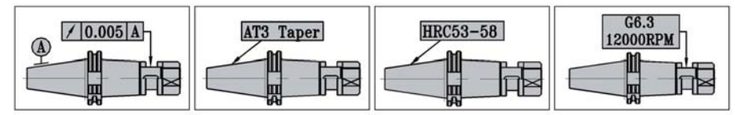

货　号	型　号	d	D1	L	L1	P	W	M	夹刀螺钉	十字型扳手	重量kg
540.0064.004	ST40 – XD22 – 45	22	50	45	19	–	10	–	M10	SK–00210–3	1.19
540.0065.004	ST40 – XD22 – 90	22	50	90	19	–	10	–	M10	SK–00210–3	1.85
540.0066.004	ST40 – XD27 – 60	27	60	60	21	–	12	–	M12	SK–00210–4	1.95
540.0067.004	ST40 – XD27 – 90	27	60	90	21	–	12	–	M12	SK–00210–4	2.43
540.0068.004	ST40 – XD32 – 60	32	80	60	24	–	14	–	M16	SK–00210–5	2.62
540.0069.004	ST40 – XD32 – 90	32	80	90	24	–	14	–	M16	SK–00210–5	2.68
540.0070.004	ST40 – XD40 – 60(P)	40	90	60	27	Φ66.7	16	M12	M20	SK–00210–6	2.45
540.0071.004	ST50 – XD22 – 60	22	50	60	19	–	10	–	M10	SK–00210–3	3.17
540.0072.004	ST50 – XD22 – 105	22	50	105	19	–	10	–	M10	SK–00210–3	3.74
540.0073.004	ST50 – XD22 – 150	22	50	150	19	–	10	–	M10	SK–00210–3	4.24
540.0074.004	ST50 – XD27 – 60	27	60	60	21	–	12	–	M12	SK–00210–4	3.49
540.0075.004	ST50 – XD27 – 90	27	60	90	21	–	12	–	M12	SK–00210–4	5.30
540.0076.004	ST50 – XD27 – 150	27	60	150	21	–	12	–	M12	SK–00210–4	5.43
540.0077.004	ST50 – XD32 – 75	32	80	75	24	–	14	–	M16	SK–00210–5	5.34
540.0078.004	ST50 – XD32 – 120	32	80	120	24	–	14	–	M16	SK–00210–5	5.72
540.0079.004	ST50 – XD40 – 75(P)	40	90	75	27	Φ66.7	16	M12	M20	SK–00210–6	5.97
540.0080.004	ST50 – XD40 – 105(P)	40	90	105	27	Φ66.7	16	M12	M20	–	6.28
540.0081.004	ST50 – XD60 – 75P	60	140	75	40	Φ101.6	25.4	M16	–	–	6.08
540.0082.004	ST60 – XD40 – 75(P)	40	90	75	27	Φ66.7	16	M12	M20	SK–00210–6	21.78
540.0083.004	ST60 – XD60 – 75P	60	140	75	40	Φ101.6	25.4	M16	–	–	21.45
540.0084.004	ST60 – XD60 – 75S	60	220	75	40	Φ101.6+Φ177.8	25.4	M16+M20	–	–	21.38

注：※ 十字型扳手需要单独订货。

钻夹头刀柄
Drill Chuck Arbors

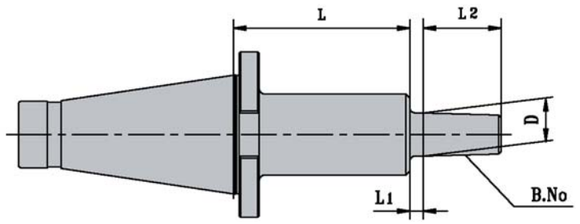

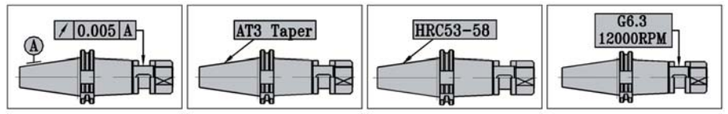

货　号	型　号	D	L	L_1	L_2	B.No.	重量kg
440.0037.071	ST40 – Z10 – 45	10.094	45	3.5	14.5	B10	0.92
440.0038.071	ST40 – Z10 – 90	10.094	90	3.5	14.5	B10	1.20
440.0039.071	ST40 – Z12 – 45	12.065	45	3.5	18.5	B12	0.93
440.0040.071	ST40 – Z12 – 90	12.065	90	3.5	18.5	B12	0.94
440.0041.071	ST40 – Z16 – 45	15.733	45	5	24	B16	0.97
440.0042.071	ST40 – Z16 – 90	15.733	90	5	24	B16	1.22
440.0043.071	ST40 – Z18 – 45	17.780	45	5	32	B18	1.03
440.0044.071	ST40 – Z18 – 90	17.780	90	5	32	B18	1.37
440.0045.071	ST50 – Z10 – 45	10.094	45	3.5	14.5	B10	2.70
440.0046.071	ST50 – Z10 – 105	10.094	105	3.5	14.5	B10	3.08
440.0047.071	ST50 – Z12 – 45	12.065	45	3.5	18.5	B12	2.72
440.0048.071	ST50 – Z12 – 105	12.065	105	3.5	18.5	B12	3.10
440.0049.071	ST50 – Z16 – 45	15.733	45	5	24	B16	2.80
440.0050.071	ST50 – Z16 – 105	15.733	105	5	24	B16	3.12
440.0051.071	ST50 – Z18 – 45	17.780	45	5	32	B18	2.82
440.0052.071	ST50 – Z18 – 105	17.780	105	5	32	B18	3.11
440.0053.071	ST60 – Z16 – 105	15.733	105	5	24	B16	12.47
440.0054.071	ST60 – Z18 – 105	17.780	105	5	32	B18	12.46

注：※ 配用钻夹头规格详见H部分。

削平型工具刀柄
Adaptors For Flatted Parallel Shanks

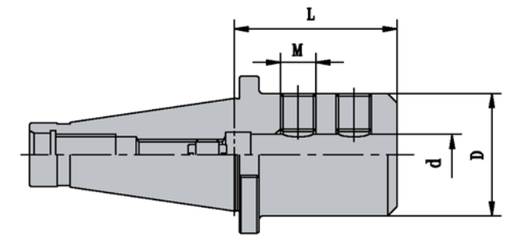

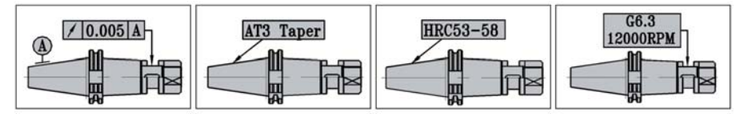

货　号	型　号	D	d	M	L	d孔公差	重量kg
440.0063.009	ST40 – XP12 – 50	42	12	M12x16	50	+0.005	1.09
440.0064.009	ST40 – XP16 – 63	48	16	M14x16	63	+0.005	1.32
440.0065.009	ST40 – XP20 – 63	52	20	M16x16	63	+0.007	1.65
440.0066.009	ST40 – XP25 – 100	65	25	M18x2x16	100	+0.007	2.82
440.0067.009	ST40 – XP32 – 105	72	32	M20x2x20	105	+0.007	2.91
440.0070.009	ST50 – XP16 – 63	48	16	M14x16	63	+0.005	3.09
440.0071.009	ST50 – XP20 – 63	52	20	M16x16	63	+0.007	3.66
440.0072.009	ST50 – XP25 – 80	65	25	M18x2x16	80	+0.007	3.83
440.0073.009	ST50 – XP32 – 100	72	32	M20x2x20	100	+0.007	4.75
440.0074.009	ST50 – XP40 – 115	80	40	M20x2x20	115	+0.007	5.66
440.0075.009	ST50 – XP50 – 125	90	50	M24x2x20	125	+0.009	5.72
440.0076.009	ST50 – XP50 – 180	90	50	M24x2x20	180	+0.009	6.00
440.0077.009	ST60 – XP25 – 100	65	25	M18x2x16	100	+0.007	13.18
440.0078.009	ST60 – XP32 – 100	72	32	M20x2x20	100	+0.007	14.10
440.0079.009	ST60 – XP40 – 115	80	40	M20x2x20	115	+0.007	15.01
440.0080.009	ST60 – XP50 – 125	90	50	M24x2x20	125	+0.009	15.35
440.0081.009	ST60 – XP63 – 150	100	63	M24x2x20	150	+0.011	15.89

丝锥夹套体
Tap Adaptors

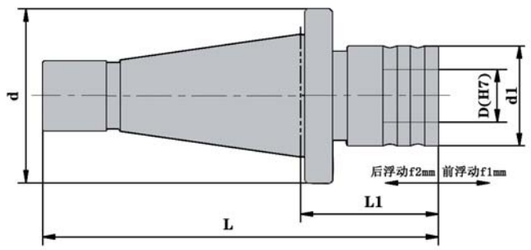

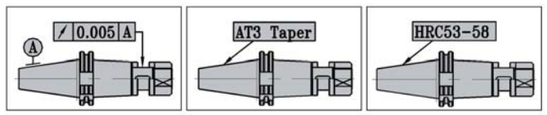

货　号	型　号	d	L	L_1	D	d_1	f_1	f_2	配用丝锥夹套	重量kg
440.0116.161	ST40 – G3–55	63	148.4	55	19	36	7.5	6.5	G3–(M3–M12)	3.70
440.0117.161	ST40 – G3–100	63	193.4	100	19	36	7.5	6.5	G3–(M3–M12)	4.87
440.0118.161	ST40 – G8–80	63	173.4	80	31	53	15	8.5	G8–(M8–M20)	4.22
440.0119.161	ST40 – G8–150	63	243.4	150	31	53	15	8.5	G8–(M8–M20)	6.05
440.0120.161	ST50 – G8–80	97.5	206.8	80	31	53	15	8.5	G8–(M8–M20)	12.03
440.0121.161	ST50 – G8–150	97.5	276.8	150	31	53	15	8.5	G8–(M8–M20)	16.35
440.0122.161	ST50 – G14–115	97.5	241.8	115	48	78	23	15	G14–(M14–M33)	13.51
440.0123.161	ST50 – G14–200	97.5	326.8	200	48	78	23	15	G14–(M14–M33)	18.76

注：※ 配用丝锥夹套规格详见H部分；
※ 配用丝锥夹套需要客户单独订货。

套式扩、铰刀柄
Shell Boring and Reaming Cutters Arbors

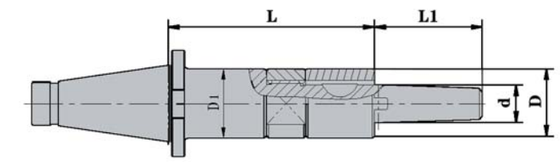

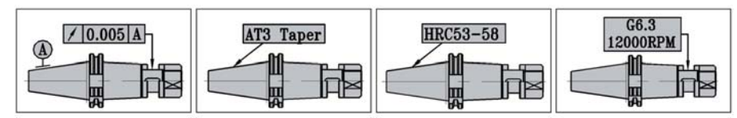

货　号	型　号	d	L	L_1	D	D_1	扩孔钻直径	铰刀直径	重量kg
440.0113.081	ST40 – KJ13 – 90	13	90	45	24	24	Φ25 – Φ35	Φ25 – Φ30	1.30
440.0114.081	ST40 – KJ13 – 150	13	150	45	24	28	Φ25 – Φ35	Φ25 – Φ30	1.45
440.0115.081	ST40 – KJ16 – 100	16	100	50	31	31	Φ36 – Φ45	Φ32 – Φ35	1.34
440.0116.081	ST40 – KJ16 – 185	16	185	50	31	36	Φ36 – Φ45	Φ32 – Φ35	1.83
440.0117.081	ST40 – KJ19 – 120	19	120	56	35	35	Φ46 – Φ52	Φ36 – Φ42	1.60
440.0118.081	ST40 – KJ19 – 200	19	200	56	35	40	Φ46 – Φ52	Φ36 – Φ42	2.20
440.0119.081	ST40 – KJ22 – 130	22	130	63	40	40	Φ55 – Φ62	Φ45 – Φ50	2.03
440.0120.081	ST40 – KJ22 – 225	22	225	63	40	46	Φ55 – Φ62	Φ45 – Φ50	2.72
440.0121.081	ST40 – KJ27 – 150	27	150	71	50	50	Φ65 – Φ75	Φ52 – Φ60	2.62
440.0122.081	ST40 – KJ27 – 225	27	225	71	50	56	Φ65 – Φ75	Φ52 – Φ60	3.50
440.0123.081	ST40 – KJ32 – 120	32	120	80	54	54	Φ80 – Φ90	Φ62 – Φ70	2.67
440.0124.081	ST40 – KJ32 – 200	32	200	80	54	60	Φ80 – Φ90	Φ62 – Φ70	4.03
440.0125.081	ST50 – KJ13 – 100	13	100	45	24	24	Φ25 – Φ35	Φ25 – Φ30	2.96
440.0126.081	ST50 – KJ13 – 185	13	185	45	24	28	Φ25 – Φ35	Φ25 – Φ30	3.14
440.0127.081	ST50 – KJ16 – 100	16	100	50	31	31	Φ36 – Φ45	Φ32 – Φ35	3.68
440.0128.081	ST50 – KJ16 – 185	16	185	50	31	36	Φ36 – Φ45	Φ32 – Φ35	4.50
440.0129.081	ST50 – KJ19 – 120	19	120	56	35	35	Φ46 – Φ52	Φ36 – Φ42	4.78
440.0130.081	ST50 – KJ19 – 200	19	200	56	35	40	Φ46 – Φ52	Φ36 – Φ42	4.98
440.0131.081	ST50 – KJ22 – 130	22	130	63	40	40	Φ55 – Φ62	Φ45 – Φ50	5.10
440.0132.081	ST50 – KJ22 – 225	22	225	63	40	46	Φ55 – Φ62	Φ45 – Φ50	5.82
440.0133.081	ST50 – KJ27 – 150	27	150	71	50	50	Φ65 – Φ75	Φ52 – Φ60	6.04
440.0134.081	ST50 – KJ27 – 225	27	225	71	50	56	Φ65 – Φ75	Φ52 – Φ60	6.80
440.0135.081	ST50 – KJ32 – 120	32	120	80	54	54	Φ80 – Φ90	Φ62 – Φ70	7.06
440.0136.081	ST50 – KJ32 – 200	32	200	80	54	60	Φ80 – Φ90	Φ62 – Φ70	8.70
440.0137.081	ST60 – KJ32 – 120	32	120	80	54	54	Φ80 – Φ90	Φ62 – Φ70	11.21

强力铣夹头刀柄
Strong Chuck Holder for Boring and Milling

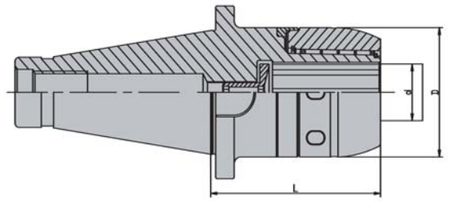

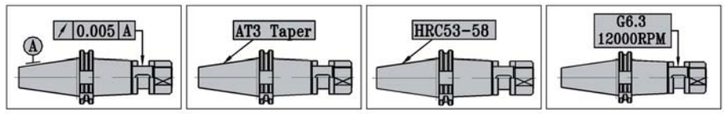

货　号	型　号	7：:24锥柄号	d	D	L	配用扳手 GB4625
740.0360.111	ST40–XJT20–110	40	20	58	110	55–62
740.0361.111	ST40–XJT20–160	40	20	58	160	55–62
740.0362.111	ST40–XJT20–200	40	20	58	200	55–62
740.0363.111	ST40–XJT25–110	40	25	65	110	68–72
740.0364.111	ST40–XJT25–160	40	25	65	160	68–72
740.0365.111	ST40–XJT25–200	40	25	65	200	68–72
740.0366.111	ST40–XJT32–110	40	32	73	110	68–72
740.0367.111	ST40–XJT32–160	40	32	73	160	68–72
740.0368.111	ST40–XJT32–200	40	32	73	200	68–72
740.0369.111	ST50–XJT20–110	50	20	58	110	55–62
740.0370.111	ST50–XJT20–160	50	20	58	160	55–62
740.0371.111	ST50–XJT20–200	50	20	58	200	55–62
740.0372.111	ST50–XJT25–110	50	25	65	110	68–72
740.0373.111	ST50–XJT25–160	50	25	65	160	68–72
740.0374.111	ST50–XJT25–200	50	25	65	200	68–72
740.0375.111	ST50–XJT32–110	50	32	73	110	68–72
740.0376.111	ST50–XJT32–160	50	32	73	160	68–72
740.0377.111	ST50–XJT32–200	50	32	73	200	68–72
740.0378.111	ST50–XJT40–120	50	40	88	120	78–85
740.0379.111	ST50–XJT40–160	50	40	88	160	78–85
740.0380.111	ST50–XJT40–200	50	40	88	200	78–85
740.0381.111	ST50–XJT50–140	50	50	105	140	100–110
740.0382.111	ST50–XJT50–160	50	50	105	160	100–110
740.0383.111	ST50–XJT50–200	50	50	105	200	100–110
740.0384.111	ST60–XJT20–130	60	20	58	130	55–62
740.0385.111	ST60–XJT20–160	60	20	58	160	55–62
740.0386.111	ST60–XJT20–200	60	20	58	200	55–62
740.0387.111	ST60–XJT25–130	60	25	65	130	68–72
740.0388.111	ST60–XJT25–160	60	25	65	160	68–72
740.0389.111	ST60–XJT25–200	60	25	65	200	68–72
740.0390.111	ST60–XJT32–130	60	32	73	130	68–72
740.0391.111	ST60–XJT32–160	60	32	73	160	68–72
740.0392.111	ST60–XJT32–200	60	32	73	200	68–72
740.0393.111	ST60–XJT40–130	60	40	88	130	78–85
740.0394.111	ST60–XJT40–160	60	40	88	160	78–85
740.0395.111	ST60–XJT40–200	60	40	88	200	78–85
740.0396.111	ST60–XJT50–140	60	50	105	140	100–110
740.0397.111	ST60–XJT50–160	60	50	105	160	100–110
740.0398.111	ST60–XJT50–200	60	50	105	200	100–110

注：※ 配用扳手需要单独订货；
※ 被夹持直柄刀具的柄部公差为h6；
※ 使用配用搬手夹紧直柄刀具时，不允许使用套管等辅助工具；
※ L=3d处径向跳动精度≤0.007mm。

倾斜型粗镗刀杆
Angular Mounting Square Bits Boring Bars

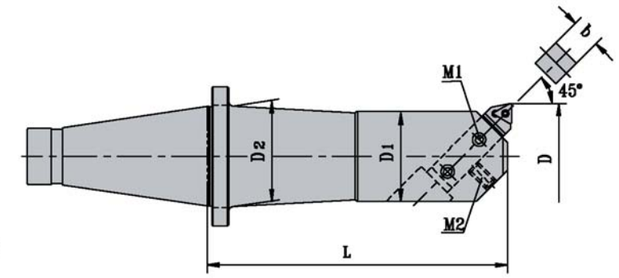

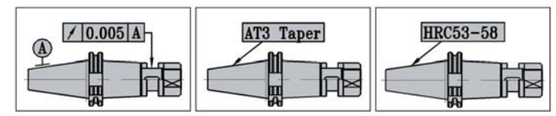

货　号	型　号	镗孔范围D	L	D_1	D_2	□b	TQC倾斜型粗镗刀	M2螺钉(GB77)	M1螺钉(GB77)	重量kg
440.0200.022	ST40－TQC25－135	Φ25－Φ38	135	20	22	8	TQC8–30–45–L	M6x13	M6x6	1.46
440.0201.022	ST40－TQC30－165	Φ30－Φ42	165	24	26	8	TQC8–37–45–L	M8x13	M6x8	1.34
440.0202.022	ST40－TQC38－180	Φ38－Φ50	180	30	33	10	TQC10–48–45–L	M6x13	M8x10	1.69
440.0203.022	ST40－TQC42－210	Φ42－Φ56	210	34	37	10	TQC10–53–45–L	M8x13	M8x10	2.15
440.0204.022	ST40－TQC50－180	Φ50－Φ65	180	40	44	13	TQC13–63–45–L	M10x13	M10x12	2.38
440.0205.022	ST40－TQC50－225	Φ50－Φ65	225	40	44	13	TQC13–63–45–L	M10x13	M10x12	2.78
440.0206.022	ST40－TQC62－180	Φ62－Φ90	180	50	56	16	TQC16–79–45–L	M12x13	M12x15	2.97
440.0207.022	ST40－TQC62－240	Φ62－Φ90	240	50	56	16	TQC16–79–45–L	M12x13	M12x15	4.11
440.0208.022	ST40－TQC72－180	Φ72－Φ110	180	60	66	19	TQC19–90–45–L	M12x13	M12x18	3.41
440.0209.022	ST40－TQC72－240	Φ72－Φ110	240	60	66	19	TQC19–90–45–L	M12x13	M12x18	5.36
440.0210.022	ST40－TQC90－180	Φ90－Φ125	180	75	66	19	TQC19–116–45–L	M12x13	M12x24	4.9
440.0223.022	ST50－TQC25－135	Φ25－Φ38	135	20	22	8	TQC8–30–45–L	M6x13	M6x6	2.94
440.0224.022	ST50－TQC30－165	Φ30－Φ42	165	24	26	8	TQC8–37–45–L	M6x13	M6x8	3.14
440.0225.022	ST50－TQC38－180	Φ38－Φ50	180	30	33	10	TQC10–48–45–L	M8x13	M8x10	3.51
440.0226.022	ST50－TQC42－210	Φ42－Φ56	210	34	37	10	TQC10–53–45–L	M8x13	M8x10	3.83
440.0227.022	ST50－TQC50－180	Φ50－Φ65	180	40	44	13	TQC13–63–45–L	M10x13	M10x12	5.25
440.0228.022	ST50－TQC50－240	Φ50－Φ65	240	40	44	13	TQC13–63–45–L	M10x13	M10x12	4.73
440.0229.022	ST50－TQC62－195	Φ62－Φ90	195	50	56	16	TQC16–79–45–L	M12x13	M12x15	5.30
440.0230.022	ST50－TQC62－270	Φ62－Φ90	270	50	56	16	TQC16–79–45–L	M12x13	M12x15	5.64
440.0231.022	ST50－TQC72－195	Φ72－Φ110	195	60	60	19	TQC19–90–45–L	M12x13	M12x18	7.18
440.0232.022	ST50－TQC72－285	Φ72－Φ110	285	60	60	19	TQC19–90–45–L	M12x13	M12x18	8.99
440.0233.022	ST50－TQC90－210	Φ90－Φ125	210	75	80	19	TQC19–116–45–L	M12x13	M12x24	9.05
440.0234.022	ST50－TQC90－300	Φ90－Φ125	300	75	80	19	TQC19–116–45–L	M12x13	M12x24	11.98
440.0235.022	ST60－TQC50－240	Φ50－Φ65	240	40	44	13	TQC13–63–45–L	M10x13	M8x10	14.6
440.0236.022	ST60－TQC62－270	Φ62－Φ90	270	50	56	16	TQC16–79–45–L	M10x13	M12x15	14.65
440.0237.022	ST60－TQC72－285	Φ72－Φ110	285	60	60	19	TQC19–90–45–L	M12x13	M12x18	16.53
440.0238.022	ST60－TQC90－300	Φ90－Φ125	300	75	80	19	TQC19–116–45–L	M12x13	M12x24	18.4

注：※ TQC倾斜型粗镗刀见H部分。

直角型粗镗刀杆
Mounting Square Bite Boring Bars with Radial Adjustment

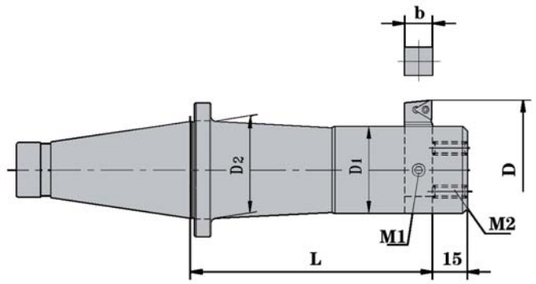

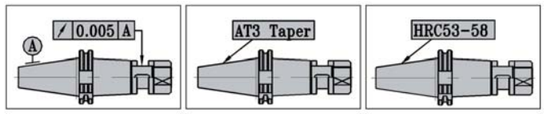

货　号	型　号	镗孔范围D	L	D_1	D_2	□b	TZC直角型粗镗刀	M2螺钉(GB77)	M1螺钉(GB77)	重量kg
440.0101.023	ST40－TZC25－135	Φ25－Φ50	135	20	22	8	TZC8–20–90–L TZC8–29–90–L	M6x15	M6x6	1.12
440.0102.023	ST40－TZC38－180	Φ38－Φ70	180	30	33	10	TZC10–32–90–L TZC10–49–90–L	M8x15	M8x10	1.79
440.0103.023	ST40－TZC50－180	Φ50－Φ90	180	40	44	13	TZC13–43–90–L TZC13–64–90–L	M10x15	M10x14	2.61
440.0104.023	ST40－TZC50－225	Φ50－Φ90	225	40	44	13	TZC13–43–90–L TZC13–64–90–L	M10x15	M10x14	3.00
440.0105.023	ST40－TZC62－180	Φ62－Φ115	180	50	56	16	TZC16–53–90–L TZC16–80–90–L	M12x15	M12x18	3.42
440.0106.023	ST40－TZC62－225	Φ62－Φ115	225	50	56	16	TZC16–53–90–L TZC16–80–90–L	M12x15	M12x18	3.94
440.0107.023	ST40－TZC72－180	Φ72－Φ135	180	60	66	19	TZC19–62–90–L TZC19–90–90–L	M12x15	M12x22	4.36
440.0108.023	ST40－TZC72－225	Φ72－Φ135	225	60	66	19	TZC19–62–90–L TZC19–90–90–L	M12x15	M12x22	4.83
440.0109.023	ST40－TZC90－180	Φ90－Φ150	180	75	66	19	TZC19–79–90–L TZC19–113–90–L	M12x15	M12x30	5.60
440.0110.023	ST40－TZC90－225	Φ90－Φ150	225	75	66	19	TZC19–79–90–L TZC19–113–90–L	M12x15	M12x30	6.74
440.0123.023	ST50－TZC25－135	Φ25－Φ50	135	20	22	8	TZC8–20–90–L TZC8–29–90–L	M6x15	M6x6	2.94
440.0124.023	ST50－TZC38－180	Φ38－Φ70	180	30	33	10	TZC10–32–90–L TZC10–49–90–L	M8x15	M8x10	3.57
440.0125.023	ST50－TZC50－180	Φ50－Φ90	180	40	44	13	TZC13–43–90–L TZC13–64–90–L	M10x15	M10x14	4.28

直角型粗镗刀杆
Mounting Square Bite Boring Bars with Radial Adjustment

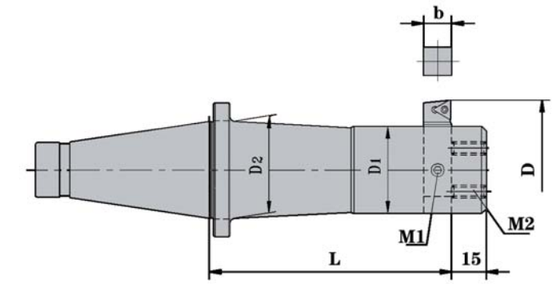

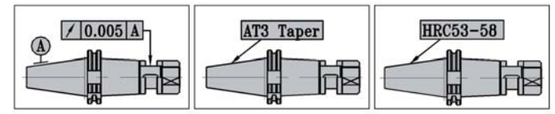

货　号	型　号	镗孔范围D	L	D_1	D_2	□b	TZC直角型粗镗刀	M2螺钉(GB77)	M1螺钉(GB77)	重量kg
440.0126.023	ST50－TZC50－240	Φ50－Φ90	240	40	44	13	TZC13–43–90–L TZC13–64–90–L	M10x15	M10x14	5.59
440.0127.023	ST50－TZC62－195	Φ62－Φ115	195	50	56	16	TZC16–53–90–L TZC16–80–90–L	M12x15	M12x18	5.54
440.0128.023	ST50－TZC62－270	Φ62－Φ115	270	50	56	16	TZC16–53–90–L TZC16–80–90–L	M12x15	M12x18	6.57
440.0129.023	ST50－TZC72－195	Φ72－Φ135	195	60	66	19	TZC19–62–90–L TZC19–90–90–L	M12x15	M12x22	6.74
440.0130.023	ST50－TZC72－285	Φ72－Φ135	285	60	66	19	TZC19–62–90–L TZC19–90–90–L	M12x15	M12x22	9.1
440.0131.023	ST50－TZC90－210	Φ90－Φ150	210	75	80	19	TZC19–79–90–L TZC19–113–90–L	M12x15	M12x30	9.63
440.0132.023	ST50－TZC90－300	Φ90－Φ150	300	75	80	19	TZC19–79–90–L TZC19–113–90–L	M12x15	M12x30	12.94
440.0133.023	ST50－TZC105－195	Φ105－Φ190	195	90	90	25	TZC25–91–90–L TZC25–136–90–L	M16x15	M16x34	10.53
440.0134.023	ST50－TZC105－285	Φ105－Φ190	285	90	94	25	TZC25–91–90–L TZC25–136–90–L	M16x15	M16x34	15.4
440.0185.023	ST60－TZC62－270	Φ62－Φ115	270	50	56	16	TZC16–53–90–L TZC16–80–90–L	M12x15	M12x18	15.92
440.0186.023	ST60－TZC72－285	Φ72－Φ135	285	60	66	19	TZC19–62–90–L TZC19–90–90–L	M12x15	M12x22	18.45
440.0187.023	ST60－TZC90－300	Φ90－Φ150	300	75	80	19	TZC19–79–90–L TZC19–113–90–L	M12x15	M12x30	22.29
440.0188.023	ST60－TZC105－300	Φ105－Φ190	300	90	94	25	TZC25–91–90–L TZC25–136–90–L	M16x15	M16x34	24.75

注：※ TZC直角型粗铣刀见H部分；
※FTZW方型微调镗刀见H部分。

倾斜型微调镗杆
Angular Mounting Micro-adjustable Boring Bars

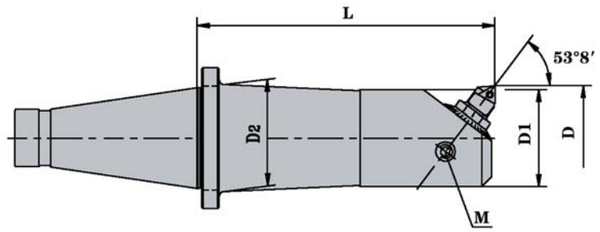

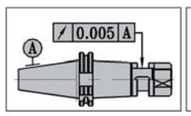

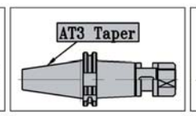

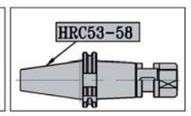

货　号	型　号	镗孔直径D	L	D_1	D_2	微调镗刀	压紧螺钉 (GB819)	M螺钉 (GB77)	重量kg
440.0149.034	ST40－TQW38－150	Φ38－Φ50	150	35	37	TQW38	M3x10	M6x10	1.66
440.0150.034	ST40－TQW38－210	Φ38－Φ50	210	35	38	TQW38	M3x10	M6x10	2.06
440.0151.034	ST40－TQW48－150	Φ48－Φ65	150	41	44	TQW48	M3x10	M6x12	2.13
440.0152.034	ST40－TQW48－210	Φ48－Φ65	210	41	45	TQW48	M3x10	M6x12	2.77
440.0153.034	ST40－TQW62－150	Φ62－Φ85	150	54	53	TQW62	M5x12	M8x15	2.99
440.0154.034	ST40－TQW62－210	Φ62－Φ85	210	54	56	TQW62	M5x12	M8x15	4.10
440.0155.034	ST40－TQW82－150	Φ82－Φ110	150	68	60	TQW82	M6x15	M8x18	3.92
440.0156.034	ST40－TQW82－210	Φ82－Φ110	210	68	60	TQW82	M6x15	M8x18	5.24
440.0157.034	ST40－TQW105－150	Φ105－Φ140	150	85	60	TQW105	M6x15	M10x20	4.96
440.0158.034	ST40－TQW105－210	Φ105－Φ140	210	85	60	TQW105	M6x15	M10x20	6.70
440.0179.034	ST50－TQW38－165	Φ38－Φ50	165	35	37	TQW38	M3x10	M6x10	3.70
440.0180.034	ST50－TQW38－195	Φ38－Φ50	195	35	38	TQW38	M3x10	M6x10	3.80
440.0181.034	ST50－TQW48－165	Φ48－Φ65	165	41	44	TQW48	M3x10	M6x12	4.07
440.0182.034	ST50－TQW48－255	Φ48－Φ65	255	41	45	TQW48	M3x10	M6x12	4.80
440.0183.034	ST50－TQW62－240	Φ62－Φ85	240	54	55	TQW62	M5x12	M8x15	6.40
440.0184.034	ST50－TQW62－300	Φ62－Φ85	300	54	56	TQW62	M5x12	M8x15	7.90
440.0185.034	ST50－TQW82－240	Φ82－Φ110	240	68	72	TQW82	M5x12	M8x18	8.50
440.0186.034	ST50－TQW82－315	Φ82－Φ110	315	68	74	TQW82	M5x12	M8x18	11.8
440.0187.034	ST50－TQW105－240	Φ105－Φ140	240	85	90	TQW105	M6x15	M10x20	12.4
440.0188.034	ST50－TQW105－315	Φ105－Φ140	315	85	90	TQW105	M6x15	M10x20	14.8
440.0189.034	ST50－TQW135－210	Φ135－Φ170	210	114	90	TQW135	M6x15	M10x30	14.5
440.0190.034	ST50－TQW165－210	Φ165－Φ200	210	144	90	TQW135	M6x15	M10x30	17.4
440.0191.034	ST60－TQW48－255	Φ48－Φ65	255	41	44	TQW48	M3x10	M6x12	13.42
440.0192.034	ST60－TQW62－300	Φ62－Φ85	300	54	55	TQW62	M3x10	M6x12	15.75
440.0193.034	ST60－TQW82－315	Φ82－Φ110	315	68	72	TQW82	M5x12	M8x15	17.85
440.0194.034	ST60－TQW105－315	Φ105－Φ140	315	85	90	TQW105	M5x12	M8x15	21.75
440.0195.034	ST60－TQW135－315	Φ135－Φ170	315	114	90	TQW135	M6x15	M10x20	23.85
440.0196.034	ST60－TQW165－315	Φ165－Φ200	315	144	90	TQW135	M6x15	M10x20	26.75

注：※ TQW微调粗铣刀见I部分。

可调镗头刀柄
Adjustable Shanks of Boring Heads

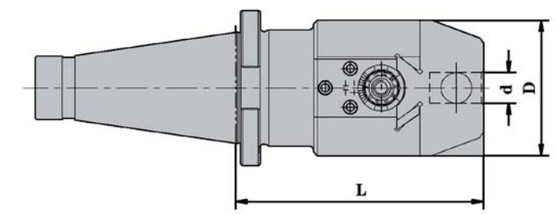

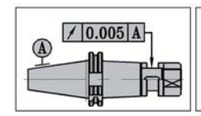

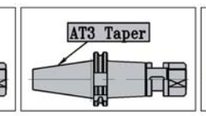

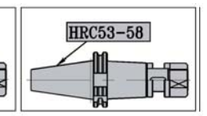

货　号	型　号	D	d	L	镗削范围	配用镗刀
440.0002.020	ST40－TK16－150	90	16	150	Φ8－Φ320	TD1-16;TD2-16;TD3-16-TD4-16
440.0004.020	ST50－TK16－150	90	16	150	Φ8－Φ320	TD1-16;TD2-16;TD3-16-TD4-16
440.0035.020	ST60－TK16－150	90	16	150	Φ8－Φ320	TD1-16;TD2-16;TD3-16-TD4-16

注：※ 镗刀TD1-16第一级镗削范围为Φ 8 -Φ68，第二级镗削范围为Φ56-Φ124；
※ 镗刀TD2-16第一级镗削范围为Φ16-Φ76，第二级镗削范围为Φ72-Φ132；
※ 镗刀TD3-16第一级镗削范围为Φ30-Φ90，第二级镗削范围为Φ86-Φ146；
※ 镗刀TD4-16镗削范围为Φ145-Φ320；
※ 配用镗刀见H部分。

目 录

WST柄TSG整体式镗铣类工具系统

中国机械部颁标准锥柄…… D01
ER弹簧夹头刀柄…… D02
三面刃铣刀柄…… D03
带扁尾莫氏圆锥孔刀柄…… D04
无扁尾莫氏圆锥孔刀柄…… D05
套式立铣刀柄…… D06
端铣刀柄…… D07
钻夹头刀柄…… D08
削平型刀柄…… D09
丝锥夹套体…… D10
套式扩、铰刀柄…… D11
强力铣夹头刀柄…… D12
倾斜型粗镗刀杆…… D13
直角型粗镗刀杆…… D14
倾斜型微调镗杆…… D16
可调镗头刀柄…… D17

D

WST柄TSG整体式镗铣类工具系统

WST柄TSG整体式镗铣类工具系统
WST–TSG Tooling System For Boring And Milling
哈量集团 HMCT GROUP

中国机械部部颁标准

Taper Shanks Type of China 机械部标准 JB 3381.1–83 (手动无尾)

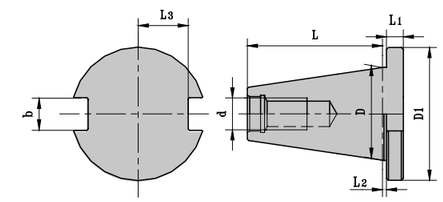

型　号	D	D1	d	L	L1	L2	L3	b
WST40	44.45	63	M16	65.4	10	1.6	22.5	16.1
WST50	69.85	100	M24	101.8	12	3.2	35.3	25.7
WST60	107.95	156	M30	161.8	16	3.2	60.0	25.7

ER弹簧夹头刀柄
ER Collet Chucks

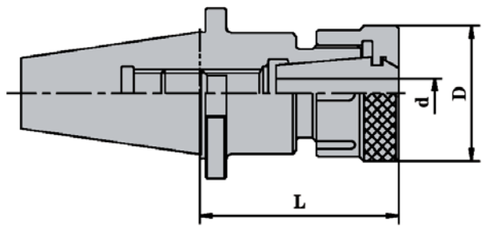

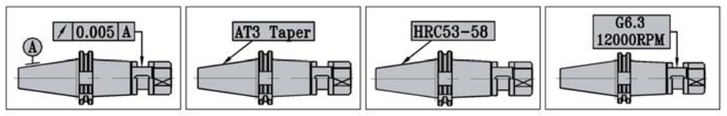

货　号	型　号	d	D	L	勾扳手规格	夹紧螺帽	重量kg
640.0161.040	WST40－ER16－70	3–10	28	70	28–35	ER16	1.2
640.0162.040	WST40－ER16－120	3–10	28	120	28–35	ER16	1.76
640.0163.040	WST40－ER20－70	3–13	34	70	28–35	ER20	1.22
640.0164.040	WST40－ER20－120	3–13	34	120	28–35	ER20	1.88
640.0165.040	WST40－ER25－70	4–16	42	70	38–42	ER25	1.26
640.0166.040	WST40－ER25－120	4–16	42	120	38–42	ER25	1.92
640.0167.040	WST40－ER32－70	4–20	50	70	45–52	ER32	1.28
640.0168.040	WST40－ER32－120	4–20	50	120	45–52	ER32	1.96
640.0169.040	WST40－ER40－80	5–26	63	80	55–62	ER40	2.02
640.0170.040	WST40－ER40－120	5–26	63	120	55–62	ER40	2.56
640.0171.040	WST50－ER16－100	3–10	28	100	28–35	ER16	3.31
640.0172.040	WST50－ER16－150	3–10	28	150	28–35	ER16	3.38
640.0173.040	WST50－ER20－120	3–10	34	100	28–35	ER20	3.46
640.0174.040	WST50－ER20－150	3–10	34	150	28–42	ER20	3.52
640.0175.040	WST50－ER25－100	4–16	42	100	38–42	ER25	3.33
640.0176.040	WST50－ER25－150	4–16	42	150	38–42	ER25	3.40
640.0177.040	WST50－ER32－100	4–20	50	100	45–52	ER32	3.45
640.0178.040	WST50－ER32－150	4–20	50	150	45–52	ER32	3.51
640.0179.040	WST50－ER40－100	5–26	63	100	55–62	ER40	3.58
640.0180.040	WST50－ER40－150	5–26	63	100	55–62	ER40	3.68

注：※ ER部分执行DIN6499标准。
※ ER夹簧需要单独订货，详见H部分。
※ ER刀柄用于中心冷却时，需要单独订购ER...C内冷夹紧螺帽和密封垫圈，详见详见H部分。

三面刃铣刀柄
Side Milling Cutter Arbor

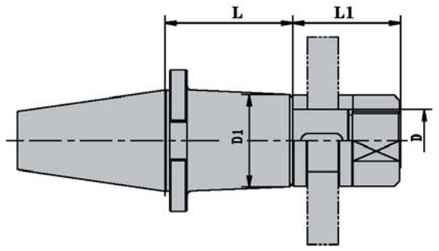

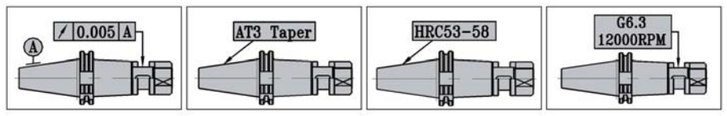

货　号	型　号	D	D1	L	L1	B	垫圈	三面铣刀直径	重量kg
440.0061.000	WST40－XS16－75	16	26	75	46	4	3J1–310–16	Φ50	1.29
440.0062.000	WST40－XS16－105	16	26	105	46	4	3J1–310–16	Φ50	1.46
440.0063.000	WST40－XS22－75	22	34	75	51	6	3J1–310–22	Φ63	1.17
440.0064.000	WST40－XS22－120	22	34	120	51	6	3J1–310–22	Φ63	1.95
440.0065.000	WST40－XS27－75	27	40	75	55	7	3J1–310–27	Φ80	2.01
440.0066.000	WST40－XS27－120	27	40	120	55	7	3J1–310–27	Φ80	2.65
440.0067.000	WST40－XS32－90	32	46	90	60	8	3J1–310–32	Φ100、Φ125	2.52
440.0068.000	WST50－XS16－90	16	26	90	46	4	3J1–310–16	Φ50	3.11
440.0069.000	WST50－XS16－120	16	26	120	46	4	3J1–310–16	Φ50	3.42
440.0070.000	WST50－XS22－90	22	34	90	51	6	3J1–310–22	Φ63	3.54
440.0071.000	WST50－XS22－135	22	34	135	51	6	3J1–310–22	Φ63	3.86
440.0072.000	WST50－XS27－90	27	40	90	55	7	3J1–310–27	Φ80	3.93
440.0073.000	WST50－XS27－135	27	40	135	55	7	3J1–310–27	Φ80	4.46
440.0074.000	WST50－XS32－90	32	46	90	60	8	3J1–310–32	Φ100、Φ120	5.51
440.0075.000	WST50－XS32－135	32	46	135	60	8	3J1–310–32	Φ100、Φ125	5.57
440.0076.000	WST50－XS40－90	40	55	90	66	10	3J1–310–40	Φ100、Φ200	5.34
440.0077.000	WST50－XS40－135	40	55	135	66	10	3J1–310–40	Φ100、Φ200	5.66
440.0096.000	WST50－XS50－90	50	68	90	85	12	3J1–310–50	Φ200、Φ250	6.20
440.0097.000	WST50－XS50－135	50	68	135	85	12	3J1–310–50	Φ200、Φ250	6.65
440.0078.000	WST60－XS40－135	40	55	135	66	10	3J1–310–40	Φ100、Φ200	14.69
440.0079.000	WST60－XS50－135	50	68	135	85	12	3J1–310–50	Φ200、Φ250	14.80
440.0080.000	WST60－XS60－135	60	84	135	105	14	3J1–310–60	Φ250、Φ315	15.42

注：※ 垫圈单独订货时，成组供货，每组6个，芯轴直径为Φ16~Φ40的刀柄，垫圈厚度分别为3、5、7、8、10、12，
芯轴直径为Φ50~Φ60的刀柄，垫圈厚度为别为4、6、8、10、12、15。

带扁尾莫氏圆锥孔刀柄
Adaptor Sleeves for Morse Taper with Tang

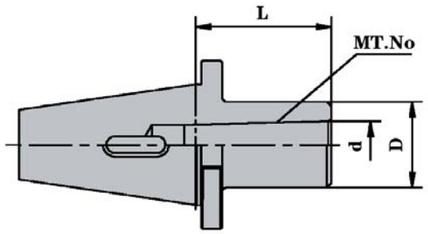

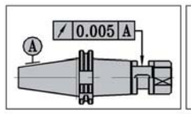

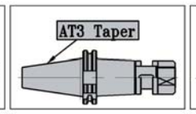

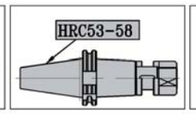

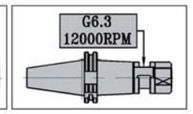

D

货　号	型　号	MT.No	d	D	L	重量kg
440.0079.050	WST40－M1－ 45	1	12.065	25	45	0.87
440.0080.050	WST40－M1－120	1	12.065	25	120	1.23
440.0081.050	WST40－M2－ 60	2	17.780	32	60	1.05
440.0082.050	WST40－M2－120	2	17.780	32	120	1.62
440.0083.050	WST40－M3－ 75	3	23.825	40	75	1.36
440.0084.050	WST40－M3－135	3	23.825	40	135	2.23
440.0085.050	WST40－M4－ 95	4	31.267	50	95	2.36
440.0086.050	WST40－M4－165	4	31.267	50	165	2.75
440.0087.050	WST50－M1－ 45	1	12.065	25	45	4.40
440.0088.050	WST50－M1－120	1	12.065	25	120	4.52
440.0089.050	WST50－M2－ 45	2	17.780	32	45	4.35
440.0090.050	WST50－M2－135	2	17.780	32	135	3.72
440.0091.050	WST50－M3－ 60	3	23.825	40	60	2.90
440.0092.050	WST50－M3－150	3	23.825	40	150	4.30
440.0093.050	WST50－M4－ 90	4	31.267	50	90	3.12
440.0094.050	WST50－M4－180	4	31.267	50	180	5.44
440.0095.050	WST50－M5－115	5	44.399	63	115	3.70
440.0096.050	WST50－M5－210	5	44.399	63	210	6.32
440.0097.050	WST60－M3－190	3	23.825	40	190	10.06
440.0098.050	WST60－M3－250	3	23.825	40	250	10.25
440.0099.050	WST60－M4－210	4	31.267	50	210	10.55
440.0100.050	WST60－M4－270	4	31.267	50	270	10.80
440.0101.050	WST60－M5－240	5	44.399	63	240	12.36
440.0102.050	WST60－M5－300	5	44.399	63	300	12.95
440.0103.050	WST60－M6－170	6	63.348	90	170	12.49
440.0104.050	WST60－M6－310	7	63.348	90	310	15.38

注：要求使用的刀具柄部的莫氏圆锥，符合GB/T1443...中的规定，锥度公差执行AT7级。

无扁尾莫氏圆锥孔刀柄
Adaptor Sleeves for Morse Taper Without Tang

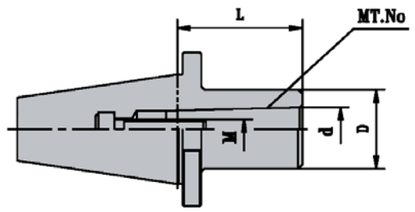

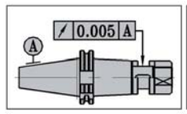

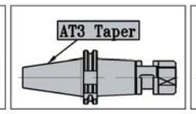

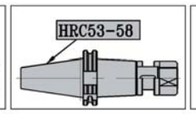

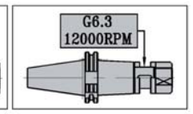

D

货　号	型　号	MT.No	L	M	d	D	重量kg
440.0081.055	WST40 －MW1－ 50	1	50	M6	12.065	25	0.96
440.0082.055	WST40 －MW2－ 60	2	60	M10	17.780	32	1.14
440.0083.055	WST40 －MW3－75	3	75	M12	23.825	40	2.16
440.0085.055	WST50 －MW1－ 50	1	50	M6	12.065	25	2.62
440.0086.055	WST50 －MW2－ 50	2	50	M10	17.780	32	2.88
440.0087.055	WST50 －MW3－ 60	3	60	M12	23.825	40	3.90
440.0088.055	WST50 －MW4－100	4	100	M16	31.267	50	4.31
440.0089.055	WST50－MW5－130	5	130	M20	44.399	70	4.72
440.0090.055	WST60 －MW3－100	3	100	M12	23.825	40	9.65
440.0091.055	WST60 －MW4－100	4	100	M16	31.267	50	9.86
440.0092.055	WST60－MW5－100	5	100	M20	44.399	70	9.87
440.0093.055	WST60－MW6－150	6	150	M24	63.348	90	12.01

注：要求使用的刀具柄部的莫氏圆锥，符合GB/T1443...中的规定，锥度公差执行AT7级。

套式立铣刀柄
Shell End Mill Arbors

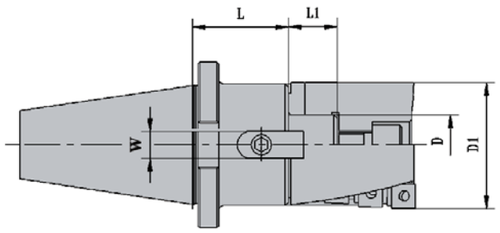

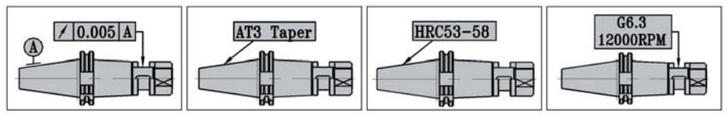

货　号	型　号	D	D1	L	L1	W	紧固螺钉	套式立铣刀直径	重量kg
440.0058.001	WST40 – XM16 – 75	16	32	75	17	8	M8	Φ40	1.22
440.0059.001	WST40 – XM16 – 120	16	32	120	17	8	M8	Φ40	1.55
440.0060.001	WST40 – XM22 – 75	22	40	75	19	10	M10	Φ50	1.49
440.0061.001	WST40 – XM22 – 120	22	40	120	19	10	M10	Φ50	1.97
440.0062.001	WST40 – XM27 – 75	27	48	75	21	12	M12	Φ63、Φ80	1.86
440.0063.001	WST40 – XM27 – 105	27	48	105	21	12	M12	Φ63、Φ80	2.25
440.0064.001	WST40 – XM32 – 75	32	58	75	24	14	M16	Φ100	2.22
440.0065.001	WST50 – XM16 – 75	16	32	75	17	8	M8	Φ40	3.07
440.0066.001	WST50 – XM16 – 120	16	32	120	17	8	M8	Φ40	3.88
440.0067.001	WST50 – XM22 – 75	22	40	75	19	10	M10	Φ50	3.30
440.0068.001	WST50 – XM22 – 120	22	40	120	19	10	M10	Φ50	3.77
440.0069.001	WST50 – XM27 – 75	27	48	75	21	12	M12	Φ63、Φ80	3.66
440.0070.001	WST50 – XM27 – 105	27	48	105	21	12	M12	Φ63、Φ80	4.05
440.0071.001	WST50 – XM32 – 75	32	58	75	24	14	M16	Φ100	3.84
440.0072.001	WST50 – XM40 – 75	40	70	75	27	16	M20	Φ125	5.36
440.0073.001	WST50 – XM50 – 75	50	90	75	30	18	M24	Φ160	5.45
440.0074.001	WST60 – XM32 – 75	32	58	75	24	14	M16	Φ100	13.19
440.0075.001	WST60 – XM40 – 90	40	70	90	27	16	M20	Φ125	14.71
440.0076.001	WST60 – XM50 – 120	50	90	120	30	18	M24	Φ160	14.80

端铣刀柄
Face Mill Arbors

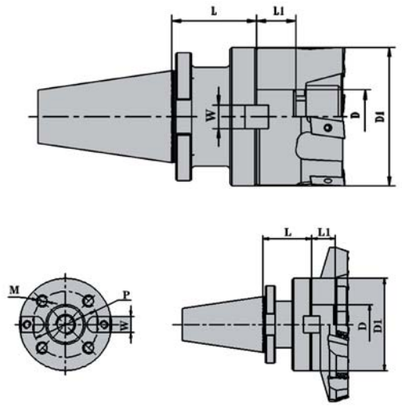

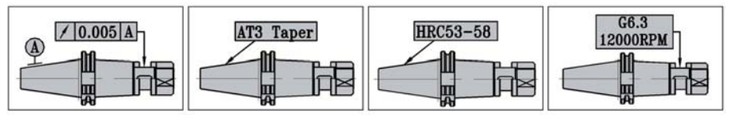

货　号	型　号	D	D1	L	L1	P	W	M	夹刀螺钉	十字型扳手	重量kg
540.0043.004	WST40 – XD22 – 45	22	50	45	19	–	10	–	M10	SK–00210–3	1.19
540.0044.004	WST40 – XD22 – 90	22	50	90	19	–	10	–	M10	SK–00210–3	1.85
540.0045.004	WST40 – XD27 – 60	27	60	60	21	–	12	–	M12	SK–00210–4	1.95
540.0046.004	WST40 – XD27 – 90	27	60	90	21	–	12	–	M12	SK–00210–4	2.43
540.0047.004	WST40 – XD32 – 60	32	80	60	24	–	14	–	M16	SK–00210–5	2.62
540.0048.004	WST40 – XD32 – 90	32	80	90	24	–	14	–	M16	SK–00210–5	2.68
540.0049.004	WST40 – XD40 – 60(P)	40	90	60	27	Φ66.7	16	M12	M20	SK–00210–6	2.45
540.0050.004	WST50 – XD22 – 60	22	50	60	19	–	10	–	M10	SK–00210–3	3.17
540.0051.004	WST50 – XD22 – 105	22	50	105	19	–	10	–	M10	SK–00210–3	3.74
540.0052.004	WST50 – XD22 – 150	22	50	150	19	–	10	–	M10	SK–00210–3	4.24
540.0053.004	WST50 – XD27 – 60	27	60	60	21	–	12	–	M12	SK–00210–4	3.49
540.0054.004	WST50 – XD27 – 90	27	60	90	21	–	12	–	M12	SK–00210–4	5.30
540.0055.004	WST50 – XD27 – 150	27	60	150	21	–	12	–	M12	SK–00210–4	5.43
540.0056.004	WST50 – XD32 – 75	32	80	75	24	–	14	–	M16	SK–00210–5	5.34
540.0057.004	WST50 – XD32 – 120	32	80	120	24	–	14	–	M16	SK–00210–5	5.72
540.0058.004	WST50 – XD40 – 75(P)	40	90	75	27	Φ66.7	16	M12	M20	SK–00210–6	5.97
540.0059.004	WST50 – XD40 – 105(P)	40	90	105	27	Φ66.7	16	M12	M20	SK–00210–6	6.28
540.0060.004	WST50 – XD60 – 75P	60	140	75	40	Φ101.6	25.4	M16	–	–	6.08
540.0061.004	WST60 – XD40 – 75(P)	40	90	75	27	Φ66.7	16	M12	M20	SK–00210–6	21.78
540.0062.004	WST60 – XD60 – 75P	60	140	75	40	Φ101.6	25.4	M16	–	–	21.45
540.0063.004	WST60 – XD60 – 75S	60	220	75	40	Φ101.6+Φ177.8	25.4	M16+M20	–	–	21.38

注：※ 十字型扳手需要客户单独订货。

钻夹头刀柄
Drill Chuck Arbors

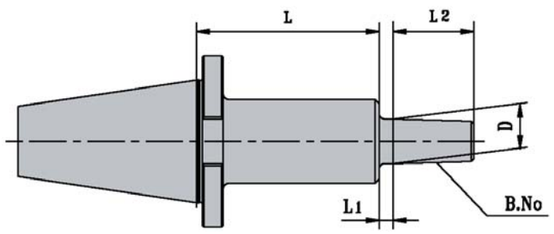

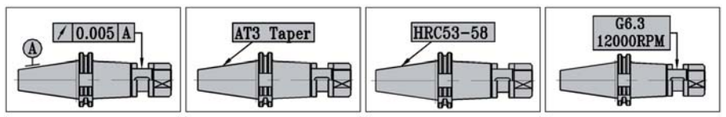

货　号	型　号	D	L	L1	L2	B.No	重量kg
440.0055.071	WST40 – Z10 – 45	10.094	45	3.5	14.5	B10	0.92
440.0056.071	WST40 – Z10 – 90	10.094	90	3.5	14.5	B10	1.20
440.0057.071	WST40 – Z12 – 45	12.065	45	3.5	18.5	B12	0.93
440.0058.071	WST40 – Z12 – 90	12.065	90	3.5	18.5	B12	0.94
440.0059.071	WST40 – Z16 – 45	15.733	45	5	24	B16	0.97
440.0060.071	WST40 – Z16 – 90	15.733	90	5	24	B16	1.22
440.0061.071	WST40 – Z18 – 45	17.780	45	5	32	B18	1.03
440.0062.071	WST40 – Z18 – 90	17.780	90	5	32	B18	1.37
440.0063.071	WST50 – Z10 – 45	10.094	45	3.5	14.5	B10	2.70
440.0064.071	WST50 – Z10 – 105	10.094	105	3.5	14.5	B10	3.08
440.0065.071	WST50 – Z12 – 45	12.035	45	3.5	18.5	B12	2.72
440.0066.071	WST50 – Z12 – 105	12.065	105	3.5	18.5	B12	3.10
440.0067.071	WST50 – Z16 – 45	15.733	45	5	24	B16	2.80
440.0068.071	WST50 – Z16 – 105	15.733	105	5	24	B16	3.12
440.0069.071	WST50 – Z18 – 45	17.780	45	5	32	B18	2.82
440.0070.071	WST50 – Z18 – 105	17.780	105	5	32	B18	3.11
440.0071.071	WST60 – Z16 – 105	15.733	105	5	24	B16	12.47
440.0072.071	WST60 – Z18 – 105	17.780	105	5	32	B18	12.46

注：配用钻夹头规格相见H部分。

削平型工具刀柄
Adaptors For Flatted Parallel Shanks

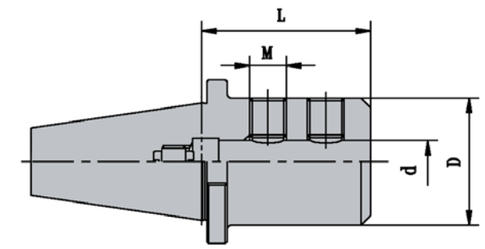

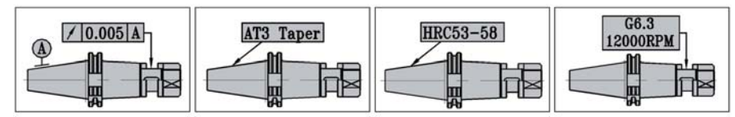

货　号	WST系列	D	d	M	L	d孔公差	重量kg
440.0093.009	WST40 – XP12 – 50	42	12	M12x16	50	+0.005	1.09
440.0094.009	WST40 – XP16 – 63	48	16	M14x16	63	+0.005	1.32
440.0095.009	WST40 – XP20 – 63	52	20	M16x16	63	+0.007	1.65
440.0096.009	WST40 – XP25 – 100	65	25	M18x2x16	100	+0.007	2.82
440.0097.009	WST40 – XP32 – 105	72	32	M20x2x20	105	+0.007	2.91
440.0100.009	WST50 – XP16 – 63	48	16	M14x16	63	+0.005	3.09
440.0101.009	WST50 – XP20 – 63	52	20	M16x16	63	+0.007	3.66
440.0102.009	WST50 – XP25 – 80	65	25	M18x2x16	80	+0.007	3.83
440.0103.009	WST50 – XP32 – 100	72	32	M20x2x20	100	+0.007	4.75
440.0104.009	WST50 – XP40 – 115	80	40	M24x2x20	115	+0.007	5.66
440.0105.009	WST50 – XP50 – 125	90	50	M20x2x20	125	+0.009	5.72
440.0106.009	WST50 – XP50 – 180	90	50	M24x2x20	180	+0.009	6.00
440.0107.009	WST60 – XP25 – 100	65	25	M18x2x16	100	+0.007	13.18
440.0108.009	WST50 – XP32 – 100	72	32	M20x2x20	100	+0.007	14.10
440.0109.009	WST50 – XP40 – 115	80	40	M20x2x20	115	+0.007	15.01
440.0110.009	WST50 – XP50 – 125	90	50	M24x2x20	125	+0.009	15.35
440.0111.009	WST50 – XP63 – 150	120	63	M24x2x20	150	+0.011	15.89

丝锥夹套体
Tap Adaptors

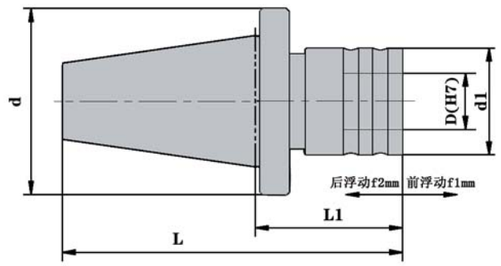

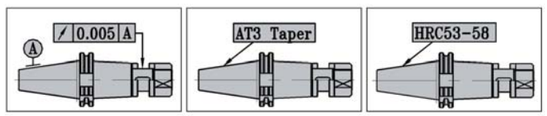

货　号	型　号	d	L	L1	D	d1	f1	f2	配用螺丝锥夹套	重量kg
440.0124.161	WST40-G3-55	63	120.4	55	19	36	7.5	6.5	G3-(M3-M12)	2.97
440.0125.161	WST40-G3-100	63	165.4	100	19	36	7.5	6.5	G3-(M3-M12)	4.14
440.0126.161	WST40-G8-100	63	165.4	100	31	53	15	8.5	G8-(M8-M20)	4.01
440.0127.161	WST40-G8-150	63	215.4	150	31	53	15	8.5	G8-(M8-M20)	5.32
440.0128.161	WST50-G8-80	100	181.8	80	31	53	15	8.5	G8-(M8-M20)	11.56
440.0129.161	WST50-G8-150	100	151.8	150	31	53	15	8.5	G8-(M8-M20)	16.33
440.0130.161	WST50-G14-130	100	231.8	130	48	78	23	15	G14-(M314-M33)	14.22
440.0131.161	WST50-G14-200	100	301.8	200	48	78	23	15	G14-(M314-M33)	18.98

注：※ 配用丝锥夹套规格相见H部分；
※ 配用丝锥夹套需要客户单独订货。

套式扩、铰刀柄
Shell Boring and Reaming Cutters Arbors

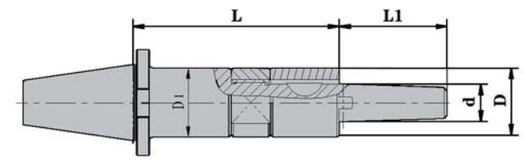

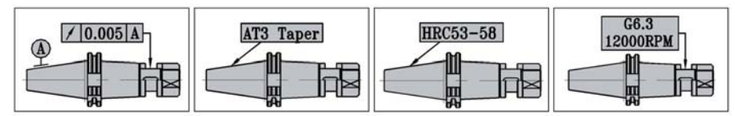

货　号	型　号	d	L	L1	D	D1	扩孔钻直径	铰刀直径	重量kg
440.0150.081	WST40－KJ13－90	13	90	45	24	24	Φ25－Φ35	Φ25－Φ30	1.30
440.0151.081	WST40－KJ13－150	13	150	45	24	28	Φ25－Φ35	Φ25－Φ30	1.45
440.0152.081	WST40－KJ16－100	16	100	50	31	31	Φ36－Φ45	Φ32－Φ35	1.34
440.0153.081	WST40－KJ16－185	16	185	50	31	36	Φ36－Φ45	Φ32－Φ35	1.83
440.0154.081	WST40－KJ19－120	19	120	56	35	35	Φ46－Φ52	Φ36－Φ42	1.60
440.0155.081	WST40－KJ19－200	19	200	56	35	40	Φ46－Φ52	Φ36－Φ42	2.20
440.0156.081	WST40－KJ22－130	22	130	63	40	40	Φ55－Φ62	Φ45－Φ50	2.03
440.0157.081	WST40－KJ22－225	22	225	63	40	46	Φ55－Φ62	Φ45－Φ50	2.72
440.0158.081	WST40－KJ27－150	27	150	71	50	50	Φ65－Φ75	Φ52－Φ60	2.62
440.0159.081	WST40－KJ27－225	27	225	71	50	56	Φ65－Φ75	Φ52－Φ60	3.50
440.0160.081	WST40－KJ32－120	32	120	80	54	54	Φ80－Φ90	Φ62－Φ70	2.67
440.0161.081	WST40－KJ32－200	32	200	80	54	60	Φ80－Φ90	Φ62－Φ70	4.03
440.0162.081	WST50－KJ13－100	13	100	45	24	24	Φ25－Φ35	Φ25－Φ30	2.96
440.0163.081	WST50－KJ13－185	13	185	45	24	28	Φ25－Φ35	Φ25－Φ30	3.14
440.0164.081	WST50－KJ16－100	16	100	50	31	31	Φ36－Φ45	Φ32－Φ35	3.68
440.0165.081	WST50－KJ16－185	16	185	50	31	36	Φ36－Φ45	Φ32－Φ35	4.50
440.0166.081	WST50－KJ19－120	19	120	56	35	35	Φ46－Φ52	Φ36－Φ42	4.78
440.0167.081	WST50－KJ19－200	19	200	56	35	40	Φ46－Φ52	Φ36－Φ42	4.98
440.0168.081	WST50－KJ22－130	22	130	63	40	40	Φ55－Φ62	Φ45－Φ50	5.10
440.0169.081	WST50－KJ22－225	22	225	63	40	46	Φ55－Φ62	Φ45－Φ50	5.82
440.0170.081	WST50－KJ27－150	27	150	71	50	50	Φ65－Φ75	Φ52－Φ60	6.04
440.0171.081	WST50－KJ27－225	27	225	71	50	56	Φ65－Φ75	Φ52－Φ60	6.80
440.0172.081	WST50－KJ32－120	32	120	80	54	54	Φ80－Φ90	Φ62－Φ70	7.06
440.0173.081	WST50－KJ32－200	32	200	80	54	60	Φ80－Φ90	Φ62－Φ70	8.70
440.0174.081	WST60－KJ32－120	32	120	80	54	54	Φ80－Φ90	Φ62－Φ70	11.21

强力铣夹头(WST)

WST-Type Strong Chuck Holder for Boring and Milling

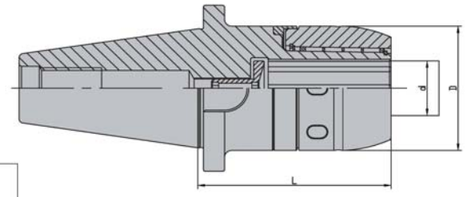

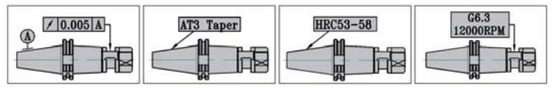

货　号	型　号	7: :24锥柄号	d	D	L	配用扳手GB4625
740.0175.111	WST40－XJT20-110	40	20	58	110	55-62
740.0176.111	WST40－XJT20-160	40	20	58	160	55-62
740.0177.111	WST40－XJT20-200	40	20	58	200	55-62
740.0178.111	WST40－XJT25-110	40	25	65	110	68-72
740.0179.111	WST40－XJT25-160	40	25	65	160	68-72
740.0180.111	WST40－XJT25-200	40	25	65	200	68-72
740.0181.111	WST40－XJT32-110	40	32	73	110	68-72
740.0182.111	WST40－XJT32-160	40	32	73	160	68-72
740.0183.111	WST40－XJT32-200	40	32	73	200	68-72
740.0184.111	WST50－XJT20-110	50	20	58	110	55-62
740.0185.111	WST50－XJT20-160	50	20	58	160	55-62
740.0186.111	WST50－XJT20-200	50	20	58	200	55-62
740.0187.111	WST50－XJT25-110	50	25	65	110	68-72
740.0188.111	WST50－XJT25-160	50	25	65	160	68-72
740.0189.111	WST50－XJT25-200	50	25	65	200	68-72
740.0190.111	WST50－XJT32-110	50	32	73	110	68-72
740.0191.111	WST50－XJT32-160	50	32	73	160	68-72
740.0192.111	WST50－XJT32-200	50	32	73	200	68-72
740.0193.111	WST50－XJT40-120	50	40	88	120	78-85
740.0194.111	WST50－XJT40-160	50	40	88	160	78-85
740.0195.111	WST50－XJT40-200	50	40	88	200	78-85
740.0196.111	WST50－XJT50-140	50	50	105	140	100-110
740.0197.111	WST50－XJT50-160	50	50	105	160	100-110
740.0198.111	WST50－XJT50-200	60	50	105	200	100-110
740.0199.111	WST60－XJT20-130	60	20	58	130	55-62
740.0200.111	WST60－XJT20-160	60	20	58	160	55-62
740.0201.111	WST60－XJT20-200	60	20	58	200	55-62
740.0202.111	WST60－XJT25-130	60	25	65	130	68-72
740.0203.111	WST60－XJT25-160	60	25	65	160	68-72
740.0204.111	WST60－XJT25-200	60	25	65	200	68-72
740.0205.111	WST60－XJT32-130	60	32	73	130	68-72
740.0206.111	WST60－XJT32-160	60	32	73	160	68-72
740.0207.111	WST60－XJT32-200	60	32	73	200	68-72
740.0208.111	WST60－XJT40-130	60	40	88	130	78-85
740.0209.111	WST60－XJT40-160	60	40	88	160	78-85
740.0210.111	WST60－XJT40-200	60	40	88	200	78-85
740.0211.111	WST60－XJT50-140	60	50	105	140	100-110
740.0212.111	WST60－XJT50-160	60	50	105	160	100-110
740.0213.111	WST60－XJT50-200	60	50	105	200	100-110

注：※ 配用扳手需要单独订货；※ 被夹持直柄刀具的柄部公差为h6；※ 使用配用扳手夹紧直柄刀具时，不允许使用套管等辅助工具；
※ L=3d处径向跳动精度≤0.007mm。

倾斜型粗镗刀杆

Angular Mounting Square Bits Boring Bars

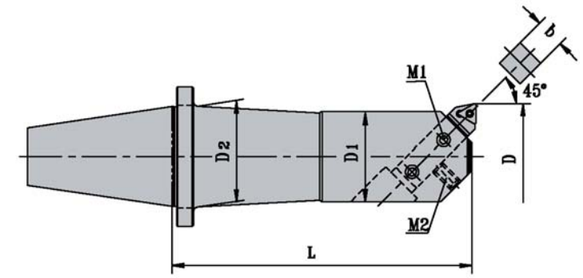

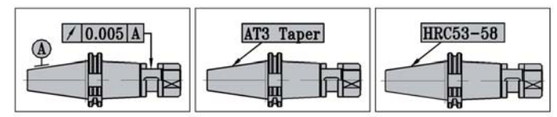

货　号	型　号	镗孔范围D	L	D1	D2	□b	TQC倾斜粗镗刀	M2螺钉（GB77）	M1螺钉（GB77）	重量kg
440.0240.022	WST40－TQC25－135	Φ25－Φ38	135	20	22	8	TQC8-30-45-L	M6x13	M6x6	1.46
440.0241.022	WST40－TQC30－165	Φ30－Φ42	165	24	26	8	TQC8-37-45-L	M6x13	M6x8	1.34
440.0242.022	WST40－TQC38－180	Φ38－Φ50	180	30	33	10	TQC10-48-45-L	M8x13	M8x10	1.69
440.0243.022	WST40－TQC42－210	Φ42－Φ56	210	34	37	10	TQC10-53-45-L	M8x13	M8x10	2.15
440.0244.022	WST40－TQC50－180	Φ50－Φ65	180	40	44	13	TQC13-63-45-L	M10x13	M10x12	2.38
440.0245.022	WST40－TQC50－225	Φ50－Φ65	225	40	44	13	TQC13-63-45-L	M10x13	M10x12	2.78
440.0246.022	WST40－TQC62－180	Φ62－Φ90	180	50	56	16	TQC16-79-45-L	M12x13	M12x15	2.97
440.0247.022	WST40－TQC62－240	Φ62－Φ90	240	50	56	16	TQC16-79-45-L	M12x13	M12x15	4.11
440.0248.022	WST40－TQC72－180	Φ72－Φ110	180	60	66	19	TQC19-90-45-L	M12x13	M12x18	3.41
440.0249.022	WST40－TQC72－240	Φ72－Φ110	240	60	66	19	TQC19-90-45-L	M12x13	M12x18	5.36
440.0250 022	WST40－TQC90－180	Φ90－Φ125	180	75	66	19	TQC19-116-45-L	M12x13	M12x24	4.9
440.0263.022	WST50－TQC25－135	Φ25－Φ38	135	20	22	8	TQC8-30-45-L	M6x13	M6x6	2.94
440.0264.022	WST50－TQC30－165	Φ30－Φ42	165	24	26	8	TQC8-37-45-L	M6x13	M6x8	3.14
440.0265.022	WST50－TQC38－180	Φ38－Φ50	180	30	33	10	TQC10-48-45-L	M8x13	M8x10	3.51
440.0266.022	WST50－TQC42－210	Φ42－Φ56	210	34	37	10	TQC10-53-45-L	M8x13	M8x10	3.83
440.0267.022	WST50－TQC50－180	Φ50－Φ65	180	40	44	13	TQC13-63-45-L	M10x13	M10x12	5.25
440.0268.022	WST50－TQC50－240	Φ50－Φ65	240	40	44	13	TQC13-63-45-L	M10x13	M10x12	4.73
440.0269.022	WST50－TQC62－195	Φ62－Φ90	195	50	56	16	TQC16-79-45-L	M12x13	M12x15	5.30
440.0270.022	WST50－TQC62－270	Φ62－Φ90	270	50	56	16	TQC16-79-45-L	M12x13	M12x15	5.64
440.0271.022	WST50－TQC72－195	Φ72－Φ110	195	60	60	19	TQC19-90-45-L	M12x13	M12x18	7.18
440.0273.022	WST50－TQC72－285	Φ72－Φ110	285	60	60	19	TQC19-90-45-L	M12x13	M12x18	8.99
440.0274.022	WST50－TQC90－210	Φ90－Φ125	210	75	80	19	TQC19-116-45-L	M12x13	M12x24	9.05
440.0275.022	WST50－TQC90－300	Φ90－Φ125	300	75	80	19	TQC19-116-45-L	M12x13	M12x24	11.98
440.0290.022	WST60－TQC50－240	Φ50－Φ65	240	40	44	13	TQC13-63-45-L	M10x13	M8x10	14.6
440.0292.022	WST60－TQC62－270	Φ62－Φ90	270	50	56	16	TQC16-79-45-L	M12x13	M12x15	14.65
440.0294.022	WST60－TQC72－285	Φ72－Φ110	285	60	60	19	TQC19-90-45-L	M12x13	M12x18	16.53
440.0296.022	WST60－TQC90－300	Φ90－Φ125	300	75	80	19	TQC19-116-45-L	M12x13	M12x24	18.4

注：※TQC倾斜型粗镗刀详见H部分。

直角型粗镗刀杆
Mounting Square Bite Boring Bars with Radial Adjustment

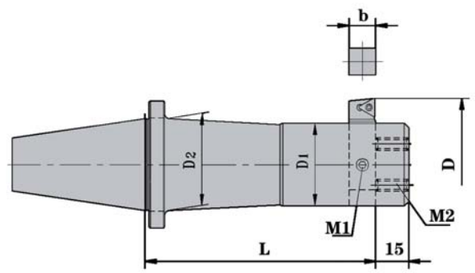

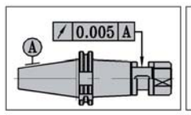

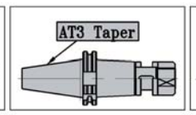

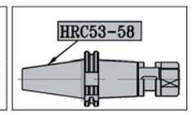

D

货　号	型　号	镗孔范围D	L	D1	D2	□b	TZC直角型粗镗刀	M2螺钉（GB77）	M1螺钉（GB77）	重量kg
440.0135.023	WST40 – TZC25 – 135	Φ25 – Φ50	135	20	22	8	TZC8–20–90–L TZC8–29–90–L	M6x15	M6x6	1.12
440.0135.023	WST40 – TZC38 – 180	Φ38 – Φ70	180	30	33	10	TZC10–32–90–L TZC10–49–90–L	M8x15	M8x10	1.79
440.0136.023	WST40 – TZC50 – 180	Φ50 – Φ90	180	40	44	13	TZC13–43–90–L TZC13–64–90–L	M10x15	M10x14	2.61
440.0136.023	WST40 – TZC50 – 225	Φ50 – Φ90	225	40	44	13	TZC13–43–90–L TZC13–64–90–L	M10x15	M10x14	3.00
440.0137.023	WST40 – TZC62 – 180	Φ62 – Φ115	180	50	56	16	TZC16–53–90–L TZC16–80–90–L	M12x15	M12x18	3.42
440.0137.023	WST40 – TZC62 – 225	Φ62 – Φ115	225	50	56	16	TZC16–53–90–L TZC16–80–90–L	M12x15	M12x18	3.94
440.0138.023	WST40 – TZC72 – 180	Φ72 – Φ135	180	60	66	19	TZC19–62–90–L TZC19–90–90–L	M12x15	M12x22	4.36
440.0138.023	WST40 – TZC72 – 225	Φ72 – Φ135	225	60	66	19	TZC19–62–90–L TZC19–90–90–L	M12x15	M12x22	4.83
440.0139.023	WST40 – TZC90 – 180	Φ90 – Φ150	180	75	66	19	TZC19–79–90–L TZC19–113–90–L	M12x15	M12x30	5.60
440.0139.023	WST40 – TZC90 – 225	Φ90 – Φ150	225	75	66	19	TZC19–79–90–L TZC19–113–90–L	M12x15	M12x30	6.74
440.0140.023	WST50 – TZC25 – 135	Φ25 – Φ50	135	20	22	8	TZC8–20–90–L TZC8–29–90–L	M6x15	M6x6	2.94
440.0140.023	WST50 – TZC38 – 180	Φ38 – Φ70	180	30	33	10	TZC10–32–90–L TZC10–49–90–L	M8x15	M8x10	3.57
440.0141.023	WST50 – TZC50 – 180	Φ50 – Φ90	180	40	44	13	TZC13–43–90–L TZC13–64–90–L	M10x15	M10x14	4.28

直角型粗镗刀杆
Mounting Square Bite Boring Bars with Radial Adjustment

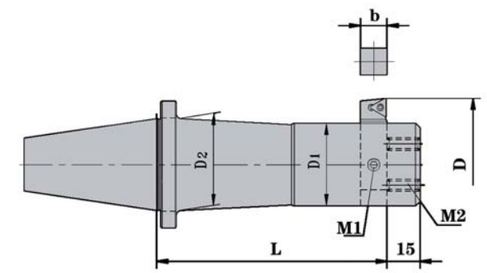

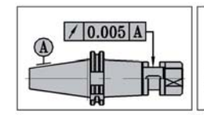

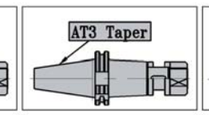

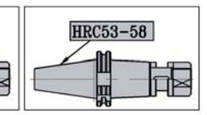

D

货　号	型　号	镗孔范围D	L	D1	D2	□b	TZC直角型粗镗刀	M2螺钉（GB77）	M1螺钉（GB77）	重量kg
440.0141.023	WST50 – TZC50 – 240	Φ50 – Φ90	240	40	44	13	TZC13–43–90–L TZC13–64–90–L	M10x15	M10x14	5.59
440.0142.023	WST50 – TZC62 – 195	Φ62 – Φ115	195	50	56	16	TZC16–53–90–L TZC16–80–90–L	M12x15	M12x18	5.54
440.0142.023	WST50 – TZC62 – 270	Φ62 – Φ115	270	50	56	16	TZC16–53–90–L TZC16–80–90–L	M12x15	M12x18	6.57
440.0143.023	WST50 – TZC72 – 195	Φ72 – Φ135	195	60	66	19	TZC19–62–90–L TZC19–90–90–L	M12x15	M12x22	6.74
440.0143.023	WST50 – TZC72 – 285	Φ72 – Φ135	285	60	66	19	TZC19–62–90–L TZC19–90–90–L	M12x15	M12x22	9.1
440.0144.023	WST50 – TZC90 – 210	Φ90 – Φ150	210	75	80	19	TZC19–79–90–L TZC19–113–90–L	M12x15	M12x30	9.63
440.0144.023	WST50 – TZC90 – 300	Φ90 – Φ150	300	75	80	19	TZC19–79–90–L TZC19–113–90–L	M12x15	M12x30	12.94
440.0157.023	WST50 – TZC105 – 195	Φ105 – Φ190	195	90	90	25	TZC25–91–90–L TZC25–136–90–L	M16x15	M16x34	10.53
440.0157.023	WST50 – TZC105 – 285	Φ105 – Φ190	285	90	94	25	TZC25–91–90–L TZC25–136–90–L	M16x15	M16x34	15.4
440.0158.023	WST60 – TZC62 – 270	Φ62 – Φ115	270	50	56	16	TZC16–53–90–L TZC16–80–90–L	M12x15	M12x18	15.92
440.0158.023	WST60 – TZC72 – 285	Φ72 – Φ135	285	60	66	19	TZC19–62–90–L TZC19–90–90–L	M12x15	M12x22	18.45
440.0159.023	WST60 – TZC90 – 300	Φ90 – Φ150	300	75	80	19	TZC19–79–90–L TZC19–113–90–L	M12x15	M12x30	22.29
440.0159.023	WST60 – TZC105 – 300	Φ105 – Φ190	300	90	94	25	TZC25–91–90–L TZC25–136–90–L	M16x15	M16x34	24.75

注：※TZC直角型粗镗刀见H部分。
　　※FTZW方型微调镗刀见H部分。

倾斜型微调镗杆
Angular Mounting Micro–adjustable Boring Bars

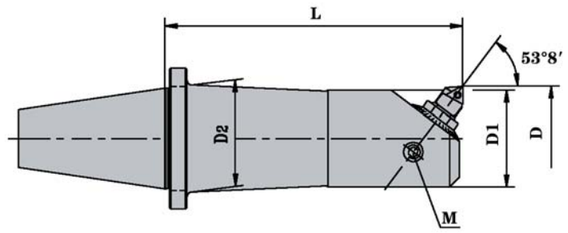

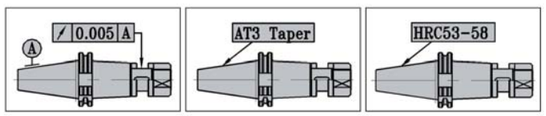

D

货　号	型　号	镗孔直径D	L	D1	D2	TQW 微调镗刀	压紧螺钉 (GB819)	M螺钉 (GB77)	重量kg
440.0104.034	WST40 – TQW38 – 150	Φ38 – Φ50	150	35	37	TQW38	M3x10	M6x10	1.66
440.0105.034	WST40 – TQW38 – 210	Φ38 – Φ50	210	35	38	TQW38	M3x10	M6x10	2.06
440.0106.034	WST40 – TQW48 – 150	Φ48 – Φ65	150	41	44	TQW48	M3x10	M6x12	2.13
440.0107.034	WST40 – TQW48 – 210	Φ48 – Φ65	210	41	45	TQW48	M3x10	M6x12	2.77
440.0108.034	WST40 – TQW62 – 150	Φ62 – Φ85	150	54	53	TQW62	M5x12	M8x15	2.99
440.0109.034	WST40 – TQW62 – 210	Φ62 – Φ85	210	54	56	TQW62	M5x12	M8x15	4.10
440.0110.034	WST40 – TQW82 – 150	Φ82 – Φ110	150	68	60	TQW82	M6x15	M8x18	3.92
440.0111.034	WST40 – TQW82 – 210	Φ82 – Φ110	210	68	60	TQW82	M6x15	M8x18	5.24
440.0112.034	WST40 – TQW105 – 150	Φ105 – Φ140	150	85	60	TQW105	M6x15	M10x20	4.96
440.0113.034	WST40 – TQW105 – 210	Φ105 – Φ140	210	85	60	TQW105	M6x15	M10x20	6.70
440.0134.034	WST50 – TQW38 – 165	Φ38 – Φ50	165	35	37	TQW38	M3x10	M6x10	3.70
440.0135.034	WST50 – TQW38 – 195	Φ38 – Φ50	195	35	38	TQW38	M3x10	M6x10	3.80
440.0136.034	WST50 – TQW48 – 165	Φ48 – Φ65	165	41	44	TQW48	M3x10	M6x12	4.07
440.0137.034	WST50 – TQW48 – 255	Φ48 – Φ65	255	41	45	TQW48	M3x10	M6x12	4.80
440.0138.034	WST50 – TQW62 – 240	Φ62 – Φ85	240	54	55	TQW62	M5x12	M8x15	6.40
440.0139.034	WST50 – TQW62 – 300	Φ62 – Φ85	300	54	56	TQW62	M5x12	M8x15	7.90
440.0140.034	WST50 – TQW82 – 240	Φ82 – Φ110	240	68	72	TQW82	M5x12	M8x18	8.50
440.0141.034	WST50 – TQW82 – 315	Φ82 – Φ110	315	68	74	TQW82	M5x12	M8x18	11.8
440.0142.034	WST50 – TQW105 – 240	Φ105 – Φ140	240	85	90	TQW105	M6x15	M10x20	12.4
440.0143.034	WST50 – TQW105 – 315	Φ105 – Φ140	315	85	90	TQW105	M6x15	M10x20	14.8
440.0144.034	WST50 – TQW135 – 210	Φ135 – Φ170	210	114	90	TQW135	M6x15	M10x30	14.5
440.0145.034	WST50 – TQW165 – 210	Φ165 – Φ200	210	144	90	TQW135	M6x15	M10x30	17.4
440.0197.034	WST60 – TQW48 – 255	Φ48 – Φ65	255	41	44	TQW48	M3x10	M6x12	13.42
440.0198.034	WST60 – TQW62 – 300	Φ62 – Φ85	300	54	45	TQW62	M3x10	M6x12	15.75
440.0199.034	WST60 – TQW82 – 315	Φ82 – Φ110	315	68	72	TQW82	M5x12	M8x15	17.85
440.0200.034	WST60 – TQW105 – 315	Φ105 – Φ140	315	85	90	TQW105	M5x12	M8x15	21.75
440.0201.034	WST60 – TQW135 – 315	Φ135 – Φ170	315	114	90	TQW135	M6x15	M10x20	23.85
440.0202.034	WST60 – TQW165 – 315	Φ165 – Φ200	315	144	90	TQW135	M6x15	M10x20	26.75

注：※ TQW微调镗刀见H部分

可调镗头刀柄
Adjustable Shanks of Boring Heads

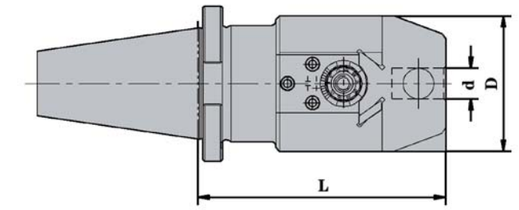

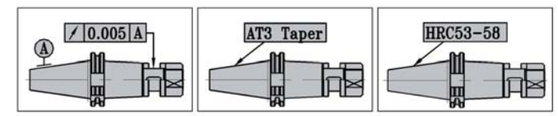

D

货　号	型　号	D	d	L	镗削范围	配用镗刀
440.0033.020	WST40 – TK16 – 150	90	16	150	Φ8–Φ320	TD1–16;TD2–16;TD3–16TD4–16
440.0032.020	WST50 – TK16 – 150	90	16	150	Φ8–Φ320	TD1–16;TD2–16;TD3–16TD4–16
440.0034.020	WST60 – TK16 – 150	90	16	150	Φ8–Φ320	TD1–16;TD2–16;TD3–16TD4–16

注：※ 镗刀TD1–16第一级镗削范围为Φ 8 –Φ68，第二级镗削范围为Φ56–Φ124；
※ 镗刀TD2–16第一级镗削范围为Φ16–Φ76，第二级镗削范围为Φ72–Φ132；
※ 镗刀TD3–16第一级镗削范围为Φ30–Φ90，第二级镗削范围为Φ86–Φ146；
※ 镗刀TD4–16镗削范围为Φ145–Φ320。
※ 配用镗刀H部分。

TMG 21 模块式镗铣类工具系统

TMG21模块式镗铣类工具系统，主要适用于镗铣类数控机床和加工中心机床使用。该系统由刀柄模块、中间模块、工作模块三部分组成，模块之间的连接采用单圆柱定心、径向销钉锁紧、端面磨擦传递扭矩。连接结构一端为孔，另一端为轴，两者插入后通过锁紧螺钉锁紧，形成为一个刚性刀杆。这种模块式结构定位精度高、装卸方便、连接刚性好、传递扭矩大，它的最大特点就是可根据加工需要，通过中间模块的连接调整刀具的长度，中间模块可进行多节连接，如果精度及刚性要求较高时，建议最多不超过三节。

刀柄模块为7:24锥柄时，有ISO、GB、JIS(MAS)、ASME(ANSI)、DIN、ＩOCT等多种标准和30、40、50、60号等四种规格，其它的标准和规格也可向用户提供非标订货。刀柄模块为HSK 锥柄时，目前国内使用的有50、63、100三种规格。

工作模块有钻、扩、铰、镗、铣、攻丝等多种加工功能。该系统既适合于重型切削，又适合于轻型切削场合。

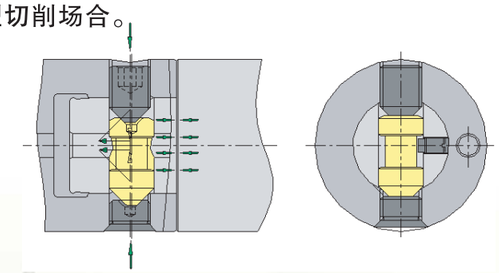

目录

TMG 21模块式镗铣类工具系统

JT自动换刀工具锥柄模块……E01
BT自动换刀工具锥柄模块……E01
手动换刀工具锥柄模块……E02
莫氏和米制锥柄模块……E02
HSK–A自动换刀工具锥柄模块……E03
HSK–C手动换刀工具锥柄模块……E03
等径中间模块……E04
变径中间模块……E04
有扁尾莫氏圆锥孔模块……E05
装钻夹头短锥模块……E06
90°双刃可调可转位镗刀模块A……E07
TMG21双刃可调可转位镗刀模块推荐切削参数……E07
90°双刃可调可转位镗刀模块B……E08
80°双刃可调可转位镗刀模块……E09
直角微调可转位镗刀头B型……E09
双刃微调可转位镗刀模块……E10
90°双刃大孔微调镗刀模块……E10
直角微调可转位镗刀模块……E11
直角微调可转位镗刀头A型……E11
倾斜微调可转位镗刀模块……E12
倾斜微调可转位镗刀……E12
微调精镗头模块……E13
整体式镗刀……E14
可转位镗刀……E14
装削平型直柄刀具模块……E15
装带轴向定位的削平型直柄刀具模块……E15
装套式立铣刀三面刃铣刀模块……E16
弹簧夹头模块……E16
装A、B类可转位面铣刀模块……E17
装C类可转位面铣刀模块……E17
丝锥夹头模块……E17
模块式工具系统附件……E18

TMG21模块式镗铣类工具系统

TMG 21模块式镗铣类工具系统
TMG 21 Modular Tooling System For Boring And Milling
哈量集团 LINKS HMCT GROUP



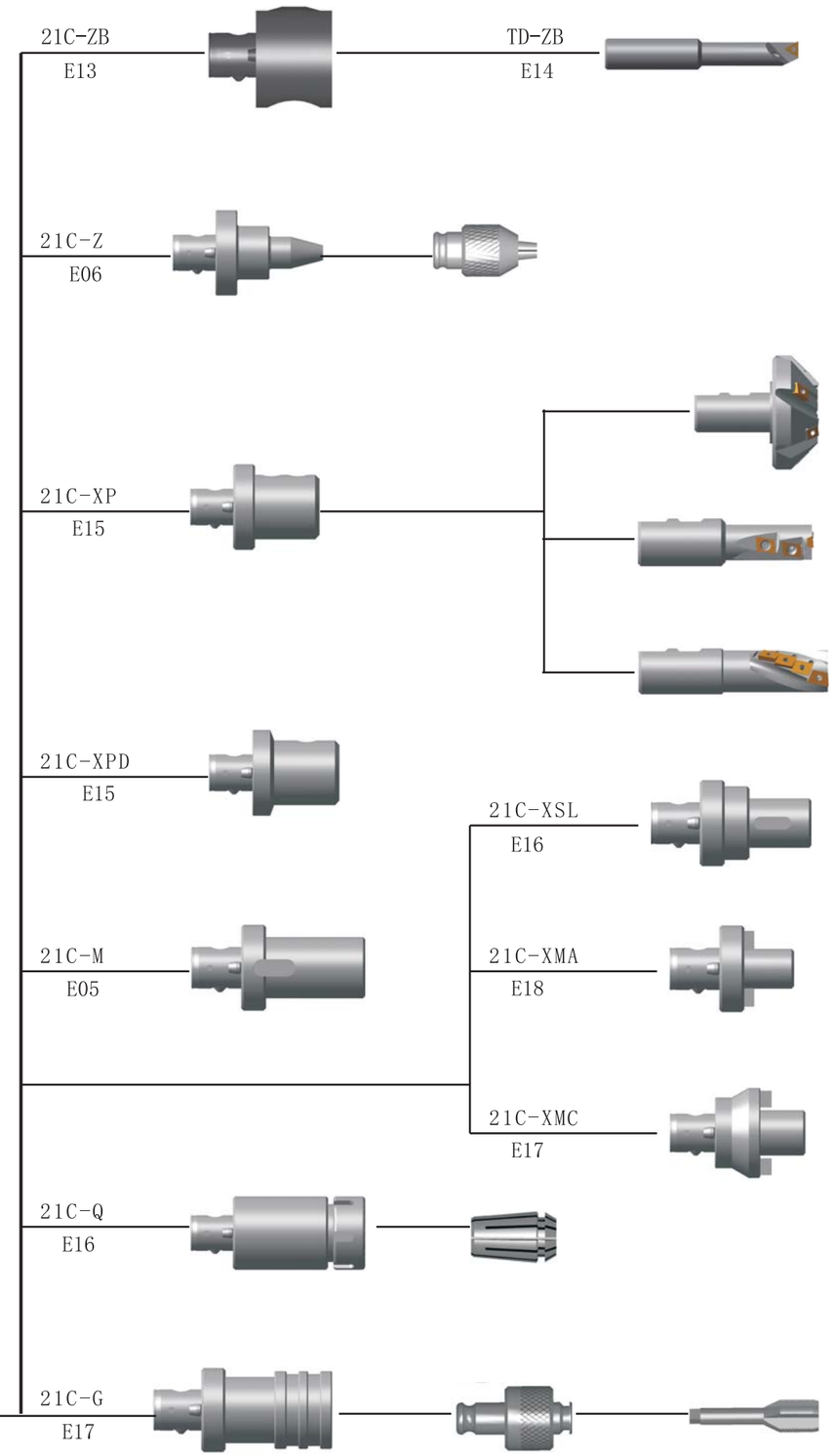

E

E

自动换刀工具锥柄模块
Basic Holders for Auto Changing Tool

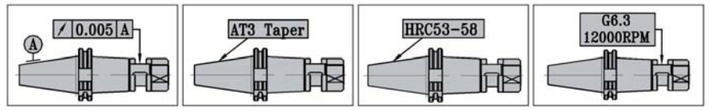

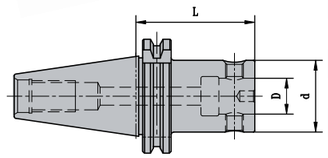

货 号	型 号	锥度号	d	D	L	重量kg
461.0001.035	21A · JT40 · 25 – 50	40	25	13	50	0.90
461.0002.035	21A · JT40 · 32 – 50	40	32	16	50	0.97
461.0003.035	21A · JT40 · 40 – 50	40	40	20	50	1.05
461.0004.035	21A · JT40 · 50 – 50	40	50	28	50	1.10
461.0005.035	21A · JT40 · 63 – 90	40	63	34	90	3.20
461.0011.035	21A · JT50 · 32 – 60	50	32	16	60	3.51
461.0012.035	21A · JT50 · 40 – 60	50	40	20	60	3.67
461.0013.035	21A · JT50 · 50 – 60	50	50	28	60	4.00
461.0014.035	21A · JT50 · 63 – 60	50	63	34	60	4.48
461.0015.035	21A · JT50 · 80 – 70	50	80	46	70	5.25
461.0016.035	21A · JT50 · 100 – 115	50	100	56	115	6.88
440.0301.080	21A · JT50 · 125 – 120	50	125	70	120	15.0
440.0304.080	21A · JT60 · 63 – 60	60	63	34	60	8.55
440.0305.080	21A · JT60 · 80 – 100	60	80	46	100	9.55
440.0306.080	21A · JT60 · 100 – 115	60	100	56	115	10.95
440.0307.080	21A · JT60 · 125 – 120	60	125	70	120	19.07

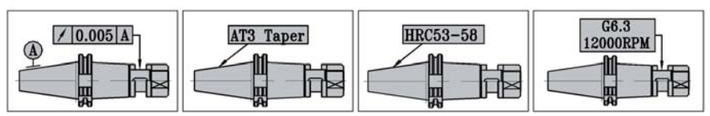

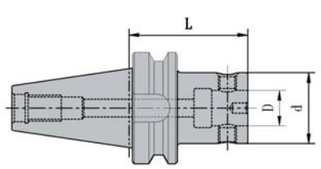

货 号	型 号	锥度号	d	D	L	重量kg
440.0001.080	21A · BT40 · 25 – 50	40	25	13	50	0.90
440.0002.080	21A · BT40 · 32 – 60	40	32	16	60	0.97
440.0003.080	21A · BT40 · 40 – 60	40	40	20	60	1.05
440.0004.080	21A · BT40 · 50 – 70	40	50	28	70	1.10
440.0005.080	21A · BT40 · 63 – 90	40	63	34	90	3.20
440.0012.080	21A · BT50 · 32 – 60	50	32	16	60	3.51
440.0013.080	21A · BT50 · 40 – 60	50	40	20	60	3.67
440.0014.080	21A · BT50 · 50 – 80	50	50	28	80	4.00
440.0015.080	21A · BT50 · 63 – 80	50	63	34	80	4.48
440.0016.080	21A · BT50 · 80 – 80	50	80	46	80	5.25
440.0017.080	21A · BT50 · 100 – 115	50	100	56	115	6.88
440.0018.080	21A · BT50 · 125 – 120	50	115	70	120	15.0
440.0031.080	21A · BT60 · 63 – 100	60	63	34	100	8.55
440.0032.080	21A · BT60 · 80 – 100	60	80	46	100	9.55
440.0033.080	21A · BT60 · 100 – 120	60	100	56	120	10.95
440.0034.080	21A · BT60 · 125 – 130	60	125	70	130	19.07

手动换刀工具锥柄模块
Basic Holders for Manual Changing Tool

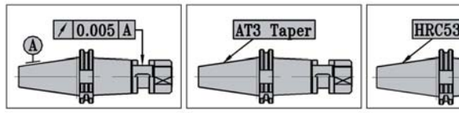

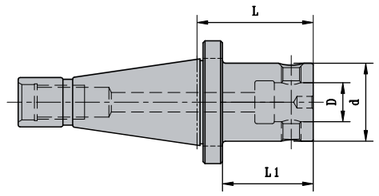

货 号	型 号	锥度号	d	D	L	L1	重量kg
461.0101.035	21A · ST40 · 25 – 50	40	25	13	50	38	0.88
461.0102.035	21A · ST40 · 32 – 50	40	32	16	50	38	0.95
461.0103.035	21A · ST40 · 40 – 50	40	40	20	50	38	1.07
461.0104.035	21A · ST40 · 50 – 50	40	50	28	50	38	1.17
461.0105.035	21A · ST40 · 63 – 70	40	63	34	70	58	1.71
461.0111.035	21A · ST50 · 32 – 60	50	32	16	60	44	1.45
461.0112.035	21A · ST50 · 40 – 60	50	40	20	60	44	2.70
461.0113.035	21A · ST50 · 50 – 60	50	50	28	60	44	3.10
461.0114.035	21A · ST50 · 63 – 60	50	63	34	60	44	3.30
461.0115.035	21A · ST50 · 80 – 80	50	80	46	80	64	4.20
461.0116.035	21A · ST50 · 100 – 100	50	100	56	100	84	6.58
461.0117.035	21A · ST50 · 125 – 125	50	125	70	125	110	8.89
461.0118.035	21A · ST60 · 63 – 80	60	63	34	80	60	10.88
461.0119.035	21A · ST60 · 80 – 80	60	80	46	80	60	11.56
461.0120.035	21A · ST60 · 100 – 100	60	100	56	100	90	13.75
461.0121.035	21A · ST60 · 125 – 110	60	125	70	110	90	15.65

注：※订购手动无圆柱尾刀柄时，柄部型号应标明为：WST40…、WST50…

莫氏和米制锥柄模块
Basic Holders with Morse and Metric System

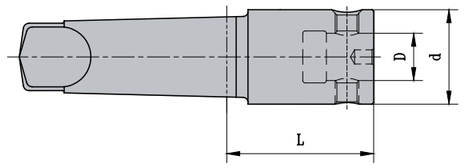

货 号	型 号	莫氏圆锥	d	D	L
440.0001.076	21A · M5 · 25 – 38	5	25	13	38
440.0002.076	21A · M5 · 32 – 38	5	32	16	38
440.0003.076	21A · M5 · 40 – 44	5	40	20	44
440.0004.076	21A · M5 · 50 – 44	5	50	28	44
440.0005.076	21A · M6 · 25 – 38	6	25	13	38
440.0006.076	21A · M6 · 32 – 38	6	32	16	38
440.0007.076	21A · M6 · 40 – 44	6	40	20	44
440.0008.076	21A · M6 · 50 – 44	6	50	28	44
440.0009.076	21A · M6 · 63 – 60	6	63	34	60
440.0010.076	21A · M6 · 80 – 70	6	80	46	70
440.0011.076	21A · M6 · 100 – 100	6	100	56	100

货 号	型 号	米制圆锥	d	D	L
440.0017.076	21A · M80 · 40 – 44	80	40	20	44
440.0018.076	21A · M80 · 50 – 44	80	50	28	44
440.0019.076	21A · M80 · 63 – 60	80	63	34	60
440.0020.076	21A · M80 · 80 – 60	80	80	46	60
440.0012 076	21A · M80 · 100 – 90	80	100	56	90
440.0014.076	21A · M80 · 125 – 90	80	125	70	90
440.0021.076	21A · M100 · 40 – 44	100	40	20	44
440.0022.076	21A · M100 · 50 – 44	100	50	28	44
440.0023.076	21A · M100 · 63 – 60	100	63	34	60
440.0024.076	21A · M100 · 80 – 60	100	80	46	60
440.0013.076	21A · M100 · 100 – 90	100	100	56	90
440.0015.076	21A · M100 · 125 – 90	100	125	70	90

HSK–A自动换刀工具锥柄模块
HSK–A Basic Holders for Auto Changing Tool

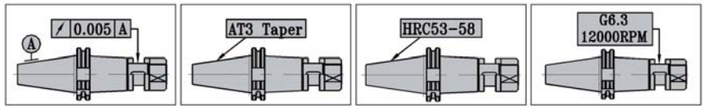

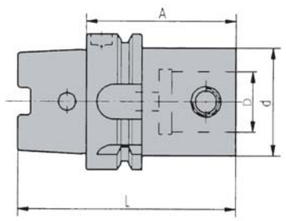

货 号	型 号	d	A	D	L	重量kg
440.0050.080	21A · HSK–A63 · 25 – 50	25	50	13	82	0.9
440.0051.080	21A · HSK–A63 · 32 – 50	32	50	16	82	0.9
440.0052.080	21A · HSK–A63 · 40 – 60	40	60	20	92	1.0
440.0053.080	21A · HSK–A63 · 50 – 70	50	70	28	102	1.2
440.0054.080	21A · HSK–A63 · 63 – 80	63	80	34	112	1.5
440.0055.080	21A · HSK–A63 · 80 – 100	80	100	46	132	1.5
440.0063.080	21A · HSK–A100 · 25 – 60	25	60	13	110	2.0
440.0064.080	21A · HSK–A100 · 32 – 60	32	60	16	110	2.0
440.0065.080	21A · HSK–A100 · 40 – 80	40	80	20	130	2.3
440.0066.080	21A · HSK–A100 · 50 – 80	50	80	28	130	2.5
440.0067.080	21A · HSK–A100 · 63 – 80	63	80	34	130	2.8
440.0068.080	21A · HSK–A100 · 80 – 90	80	90	46	140	3.8
440.0069.080	21A · HSK–A100 · 100 – 100	100	100	56	150	4.0

E

HSK–C手动换刀工具锥柄模块
HSK–C Basic Holders for Manual Changing Tool

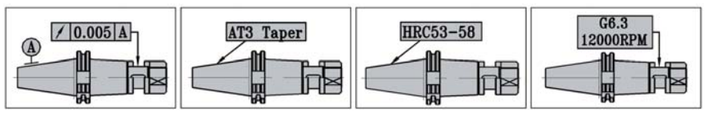

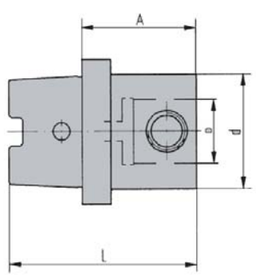

货 号	型 号	d	A	D	L	重量kg
440.0070.080	21A · HSK–C63 · 25 – 40	25	40	13	72	0.4
440.0071.080	21A · HSK–C63 · 32 – 40	32	40	16	72	0.5
440.0072.080	21A · HSK–C63 · 40 – 45	40	45	20	77	0.8
440.0073.080	21A · HSK–C63 · 50 – 50	50	50	28	82	1.5
440.0074.080	21A · HSK–C63 · 63 – 60	63	60	34	92	2.2
440.0084.080	21A · HSK–C100 · 32 – 50	32	50	16	100	1.1
440.0085.080	21A · HSK–C100 · 40 – 50	40	50	20	100	1.2
440.0086.080	21A · HSK–C100 · 50 – 55	50	55	28	105	1.3
440.0081.080	21A · HSK–C100 · 63 – 60	63	60	34	110	2.6
440.0082.080	21A · HSK–C100 · 80 – 70	80	70	46	120	4.2
440.0083.080	21A · HSK–C100 · 100 – 80	100	80	56	130	6.1

等径中间模块
Extension

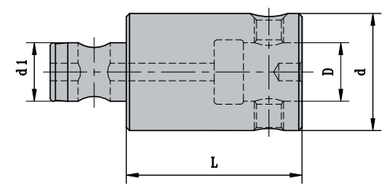

货 号	型 号	L	D	d	d1	重量kg
261.0222.035	21B 25/25 – 45	45	13	25	13	0.20
261.0202.035	21B 25/25 – 60	60	13	25	13	0.31
261.0223.035	21B 32/32 – 50	50	16	32	16	0.45
261.0203.035	21B 32/32 – 70	70	16	32	16	0.40
261.0224.035	21B 40/40 – 60	60	20	40	20	0.60
261.0204.035	21B 40/40 – 90	90	20	40	20	0.90
261.0225.035	21B 50/50 – 65	65	28	50	28	0.90
261.0205.035	21B 50/50 – 100	100	28	50	28	1.45
261.0226.035	21B 63/63 – 85	85	34	63	34	2.10
261.0206.035	21B 63/63 – 125	125	34	63	34	2.90
261.0227.035	21B 80/80 – 85	85	46	80	46	3.14
261.0228.035	21B 80/80 – 125	125	46	80	46	6.70
261.0208.035	21B 100/100 – 125	125	56	100	56	7.35
261.0118.035	21B 100/100 – 160	160	56	100	56	9.70
261.0229.035	21B 125/125 – 160	160	70	125	70	13.5
261.0209.035	21B 125/125 – 200	200	70	125	70	17.0

E

变径中间模块
Reducer

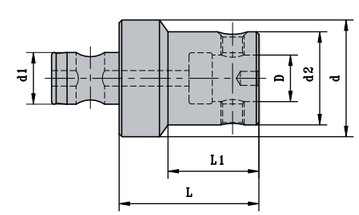

货 号	型 号	d	d1	d2	D	L	L1	重量kg
261.0242.035	21B 32/25 – 40	32	16	25	13	40	30	0.18
261.0243.035	21B 40/25 – 40	40	20	25	13	40	28	0.24
261.0244.035	21B 40/32 – 40	40	20	32	16	40	28	0.27
261.0245.035	21B 50/25 – 50	50	28	25	13	50	35	0.50
261.0246.035	21B 50/32 – 50	50	28	32	16	50	35	0.55
261.0247.035	21B 50/40 – 50	50	28	40	20	50	35	0.63
261.0263.035	21B 63/25 – 60	63	34	25	13	60	40	1.01
261.0264.035	21B 63/32 – 60	63	34	32	16	60	40	1.05
261.0248.035	21B 63/40 – 60	63	34	40	20	60	40	1.15
261.0249.035	21B 63/50 – 60	63	34	50	28	60	35	1.20
261.0262.035	21B 80/32 – 60	80	46	32	16	60	35	1.60
261.0250.035	21B 80/40 – 60	80	46	40	20	60	35	1.80
261.0251.035	21B 80/50 – 60	80	46	50	28	60	35	1.83
261.0252.035	21B 80/63 – 60	80	46	63	34	60	50	2.00
261.0253.035	21B 100/40 – 80	100	56	40	20	80	50	3.24
261.0254.035	21B 100/50 – 80	100	56	50	28	80	50	3.44
261.0255.035	21B 100/63 – 80	100	56	63	34	80	50	3.46
261.0256.035	21B 100/80 – 80	100	56	80	46	80	50	3.50
261.0257.035	21B 125/40 – 100	125	70	40	20	100	50	6.00
261.0258.035	21B 125/50 – 100	125	70	50	28	100	50	6.50
261.0259.035	21B 125/63 – 100	125	70	63	34	100	50	700
261.0260.035	21B 125/80 – 100	125	70	80	46	100	50	7.50
261.0261.035	21B 125/100 – 100	125	70	100	56	100	50	8.00

有扁尾莫氏圆锥孔模块
Adaptors for Morse Taper with Tang

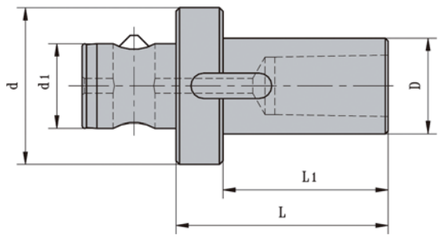

货 号	型 号	d	d1	D	莫氏圆锥号	L	1L	重量kg
261.0281.035	21C · 50 – M1 – 90	50	28	20	1	90	78	0.46
261.0282.035	21C · 50 – M2 – 105	50	28	30	2	105	93	0.68
261.0283.035	21C · 50 – M3 – 125	50	28	36	3	125	113	0.89
261.0284.035	21C · 63 – M4 – 150	63	34	48	4	150	135	3.47

E

装钻夹头短锥模块
Modular with Drill Chuck Tapers

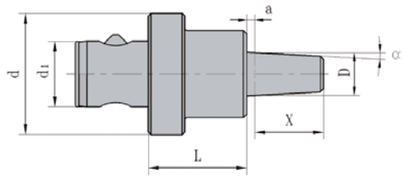

货 号	型 号	d	d1	莫氏短锥	L	D	X	a	2∝	重量kg
240.0391.071	21C · 25 – Z10–30	25	13	B10	30	10.094	14.5	3.5	2° 51’ 26”	0.30
240.0392.071	21C · 32 – Z12–35	32	16	B12	35	12.065	18.5	3.5	2° 51’ 26”	0.55
240.0393.071	21C · 32 – Z16–35	32	16	B16	35	15.733	24	5	2° 51’ 41”	0.65
240.0394.071	21C · 40 – Z16–40	40	20	B16	40	15.733	24	5	2° 51’ 41”	0.70
240.0395.071	21C · 40 – Z18–40	40	20	B18	40	17.780	32	5	2° 51’ 41”	0.75
240.0396.071	21C · 50 – Z16–50	50	28	B16	50	15.733	24	5	2° 51’ 41”	0.85
240.0397.071	21C · 50 – Z18–50	50	28	B18	50	17.780	32	5	2° 51’ 41”	0.90
240.0398.071	21C · 63 – Z16–50	63	34	B16	50	15.733	24	5	2° 51’ 41”	1.00
240.0399.071	21C · 63 – Z18–50	63	34	B18	50	17.780	32	5	2° 51’ 41”	1.20

E

90° 双刃可调可转位镗刀模块A型

90° Twin-blade Adjustable Indexable Boring Cutters

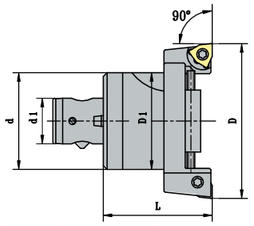

货 号	型 号 d L	镗孔范围D	D1	d1	最大切宽	扳手	螺钉	刀片	刀垫	重量kg
223.0125.810	21CD · 25-TS9030-50	Φ30 – Φ41	25	13	4	T8	M2.5x5	PD02381204	–	0.20
223.0126.810	21CD · 25-TS9030-70	Φ30 – Φ41	25	13	4	T8	M2.5x5	PD02381204	–	0.30
223.0127.810	21CD · 32-TS9030-85	Φ30 – Φ41	25	16	4	T8	M2.5x5	PD02381204	–	0.36
223.0128.810	21CD · 32-TS9039-60	Φ39 – Φ51	35	16	6	T10	M3.5x9	PD01381204	Bf141-01	0.28
223.0129.810	21CD · 32-TS9039-100	Φ39 – Φ51	35	16	6	T10	M3.5x9	PD01381204	Bf141-01	0.50
223.0130.810	21CD · 40-TS9039-120	Φ39 – Φ51	35	20	6	T10	M3.5x9	PD01381204	Bf141-01	0.72
223.0131.810	21CD · 40-TS9049-60	Φ49 – Φ71	40	20	6.5	T10	M3.5x9	PD01381204	Bf141-01	0.50
223.0132.810	21CD · 40-TS9049-120	Φ49 – Φ71	40	20	6.5	T10	M3.5x9	PD01381204	Bf141-01	1.00
223.0133.810	21CD · 50-TS9049-135	Φ49 – Φ71	40	28	6.5	T10	M3.5x9	PD01381204	Bf141-01	1.36
223.0134.810	21CD · 50-TS9064-70	Φ64 – Φ91	50	28	7.5	T15	M4.5x10	PD1481204	Bf141-01	0.79
223.0135.810	21CD · 50-TS9064-135	Φ64 – Φ91	50	28	7.5	T15	M4.5x10	PD1481204	Bf141-02	1.50
223.0136.810	21CD · 63-TS9083-70	Φ83 – Φ121	63	34	9	T15	M4.5x10	PD2531204	Bf141-02	3.40
223.0137.810	21CD · 63-TS9083-155	Φ83 – Φ121	63	34	9	T15	M4.5x10	PD2531204	Bf141-03	4.50
223.0138.810	21CD · 80-TS90109-90	Φ109 – Φ157	80	46	9	T15	M4.5x10	PD2531204	Bf141-03	3.24
223.0139.810	21CD · 80-TS90109-175	Φ109 – Φ157	80	46	9	T15	M4.5x10	PD2531204	Bf141-03	4.60
223.0140.810	21CD · 100-TS90139-125	Φ139 – Φ204	100	56	11	T20	M5.5x15.5	PD3601208	Bf141-04	7.18
223.0141.810	21CD · 100-TS90139-240	Φ139 – Φ204	100	56	11	T20	M5.5x15.5	PD3601208	Bf141-04	7.50
223.0144.810	21CD · 100-TS90196-100	Φ196 – Φ271	165	56	11	T20	M5.5x15.5	PD3601208	Bf141-04	9.15
223.0142.810	21CD · 125-TS90139-150	Φ139 – Φ204	125	70	11	T20	M5.5x15.5	PD3601208	Bf141-04	9.05
223.0143.810	21CD · 125-TS90139-300	Φ139 – Φ204	125	70	11	T20	M5.5x15.5	PD3601208	Bf141-04	8.80
223.0145.810	21CD · 125-TS90196-100	Φ196 – Φ271	165	70	11	T20	M5.5x15.5	PD3601208	Bf141-04	10.12
223.0146.810	21CD · 125-TS90261-130	Φ261 – Φ335	230	70	11	T20	M5.5x15.5	PD3601208	Bf141-04	11.00
223.0147.810	21CD · 125-TS90326-115	Φ326 – Φ401	295	70	11	T20	M5.5x15.5	PD3601208	Bf141-04	13.94
223.0148.810	21CD · 125-TS90370-130	Φ370 – Φ501	356	70	11	T20	M5.5x15.5	PD3601208	Bf141-04	16.03
223.0155.810	21CD · 125-TS90490-130	Φ490 – Φ570	360	70	11	T20	M5.5x15.5	PD3601208	Bf141-04	17.85

TMG21双刃可调可转位镗刀模块推荐切削参数

切削用量 / 加工材料	切削速度m/min		每齿进给量mm/z	
	粗加工	精加工	粗加工	精加工
普通碳钢	120–180	120–180	0.2–0.4	0.08–0.2
低合金钢	120–210	120–210	0.2–0.4	0.08–0.2
高强度合金钢	100–170	100–170	0.2–0.4	0.08–0.2
铸钢	60–110	60–110	0.2–0.4	0.08–0.2
铸铁	75–150	75–150	0.2–0.4	0.08–0.2

90° 双刃可调可转位镗刀模块B型

90° Double Edges Adjustable Indexable Boring Cutters

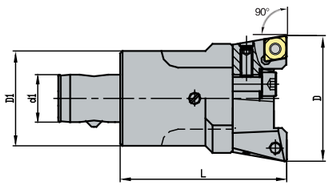

货 号	型 号 d L	镗孔范围D	D1	d1	L	螺钉	扳手	刀片	重量kg
240.0001.137	21CD.25-TS9025-50B	Φ25 – Φ33	25	13	50	M2.5	T8	CCMT060204	0.50
240.0002.137	21CD.32-TS9032-60B	Φ32 – Φ42	32	16	60	M2.5	T8	CCMT060204	0.60
240.0003.137	21CD.32-TS9032-100B	Φ32 – Φ42	32	16	100	M2.5	T8	CCMT060204	0.70
240.0004.137	21CD.32-TS9041-60B	Φ41 – Φ54	32	16	60	M4	T15	CCMT09T308	0.80
240.0005.137	21CD.40-TS9041-120B	Φ41 – Φ54	40	20	120	M4	T15	CCMT09T308	1.00
240.0006.137	21CD.40-TS9053-70B	Φ53 – Φ71	40	20	70	M4	T15	CCMT09T308	1.20
240.0007.137	21CD.50-TS9053-135B	Φ53 – Φ71	50	28	135	M4	T15	CCMT09T308	1.36
240.0008.137	21CD.50-TS9068-70B	Φ68 – Φ88	50	28	70	M5	T20	CCMT120408	1.50
240.0009.137	21CD.63-TS9068-135B	Φ68 – Φ88	63	34	135	M5	T20	CCMT120408	3.20
240.0010.137	21CD.63-TS9086-80B	Φ86 – Φ106	63	34	80	M5	T20	CCMT120408	3.80
240.0011.137	21CD.80-TS90100-90B	Φ100 – Φ125	80	46	90	M5	T20	CCMT120408	6.80
240.0012.137	21CD.80-TS90120-100B	Φ120 – Φ155	80	46	100	M5	T20	CCMT120408	7.18
240.0013.137	21CD.100-TS90120-100B	Φ120 – Φ155	100	56	100	M5	T20	CCMT120408	9.15

90° 双刃可调可转位镗刀模块B型

90° Double Edges Adjustable Indexable Boring Cutters

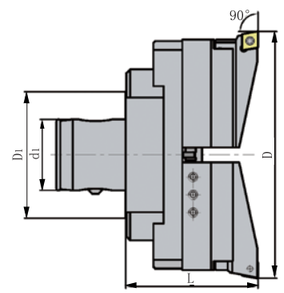

货 号	型 号 d L	镗孔范围D	D1	d1	L	螺钉	扳手	刀片	重量kg
240.0070.137	21CD.100-TS90150-105B	Φ150–Φ200	100	56	105	M5	T20	CCMT120408	10.12
240.0071.137	21CD.100-TS90195-105B	Φ195–Φ265	100	56	105	M5	T20	CCMT120408	11.00
240.0072.137	21CD.125-TS90260-130B	Φ260–Φ330	125	70	130	M5	T20	CCMT120408	12.00
240.0073.137	21CD.125-TS90325-130B	Φ325–Φ395	125	70	130	M5	T20	CCMT120408	13.94
240.0074.137	21CD.125-TS90390-130B	Φ390–Φ460	125	70	130	M5	T20	CCMT120408	16.03
240.0075.137	21CD.125-TS90455-130B	Φ455–Φ525	125	70	130	M5	T20	CCMT120408	17.85

80° 双刃可调可转位镗刀模块

80° Double Edges Adjustable Indexable Boring Cutters

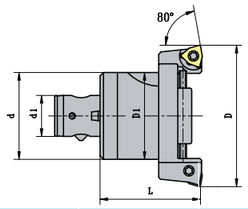

货 号	型 号 d L	镗孔范围D	D1	d1	最大切宽	扳手	螺钉	刀片	刀垫	重量kg
223.0106.810	21CD · 25–TS8030–50	Φ30 – Φ41	25	13	4	T8	M2.5x5	PD02381204	–	0.20
223.0107.810	21CD · 25–TS8030–70	Φ30 – Φ41	25	13	4	T8	M2.5x5	PD02381204	–	0.20
223.0108.810	21CD · 32–TS8030–85	Φ30 – Φ41	25	16	4	T8	M2.5x5	PD02381204	–	0.36
223.0109.810	21CD · 32–TS8039–60	Φ39 – Φ51	35	16	6	T10	M3.5x9	PD01381204	Bf141–01	0.28
223.0110.810	21CD · 32–TS8039–100	Φ39 – Φ51	35	16	6	T10	M3.5x9	PD01381204	Bf141–01	0.40
223.0111.810	21CD · 40–TS8039–120	Φ39 – Φ51	35	20	6	T10	M3.5x9	PD01381204	Bf141–01	0.72
223.0112.810	21CD · 40–TS8049–60	Φ49 – Φ71	40	20	6.5	T10	M3.5x9	PD01381204	Bf141–01	0.50
223.0113.810	21CD · 40–TS8049–120	Φ49 – Φ71	40	20	6.5	T10	M3.5x9	PD01381204	Bf142–01	0.60
223.0114.810	21CD · 50–TS8049–135	Φ49 – Φ71	40	28	6.5	T10	M3.5x9	PD01381204	Bf142–01	1.36
223.0115.810	21CD · 50–TS8064–70	Φ64 – Φ91	50	28	7.5	T15	M4.5x10	PD1481204	Bf142–02	0.79
223.0116.810	21CD · 50–TS8064–135	Φ64 – Φ91	50	28	7.5	T15	M4.5x10	PD1481204	Bf142–02	1.80
223.0117.810	21CD · 63–TS8083–70	Φ83 – Φ121	63	34	9	T15	M4.5x10	PD1481204	Bf142–02	1.41
223.0118.810	21CD · 63–TS8083–135	Φ83 – Φ121	63	34	9	T15	M4.5x10	PD1481204	Bf142–03	2.50
223.0119.810	21CD · 80–TS80109–90	Φ109 – Φ157	80	46	9	T15	M4.5x10	PD2531204	Bf142–03	3.24
223.0120.810	21CD · 80–TS80109–175	Φ109 – Φ157	80	46	9	T15	M4.5x10	PD2531204	Bf142–03	6.20
223.0121.810	21CD · 100–TS80139–125	Φ139 – Φ204	100	56	11	T20	M5.5x15.5	PD3601204	Bf142–04	7.18
223.0122.810	21CD · 100–TS80139–240	Φ139 – Φ204	100	56	11	T20	M5.5x15.5	PD3601204	Bf142–04	13.20
223.0149.810	21CD · 100–TS80196–100	Φ196 – Φ271	165	56	11	T20	M5.5x15.5	PD3601204	Bf142–04	7.62
223.0123.810	21CD · 125–TS80139–150	Φ139 – Φ204	125	70	11	T20	M5.5x15.5	PD3601204	Bf142–04	8.16
223.0124.810	21CD · 125–TS80139–300	Φ139 – Φ204	125	70	11	T20	M5.5x15.5	PD3601204	Bf142–04	16.10
223.0150.810	21CD · 125–TS80196–100	Φ196 – Φ271	165	70	11	T20	M5.5x15.5	PD3601204	Bf142–04	9.15
223.0151.810	21CD · 125–TS80261–130	Φ261 – Φ335	230	70	11	T20	M5.5x15.5	PD3601204	Bf142–04	11.00
223.0152.810	21CD · 125–TS80326–115	Φ326 – Φ401	295	70	11	T20	M5.5x15.5	PD3601204	Bf142–04	13.94
223.0153.810	21CD · 125–TS80370–130	Φ370 – Φ501	356	70	11	T20	M5.5x15.5	PD3601204	Bf142–04	16.07
223.0154.810	21CD · 125–TS80490–130	Φ490 – Φ570	360	70	11	T20	M5.5x15.5	PD3601204	Bf141–04	17.87

直角微调可转位镗刀B型

Micro–adjustable Indexable Boring with Radial Adjustment

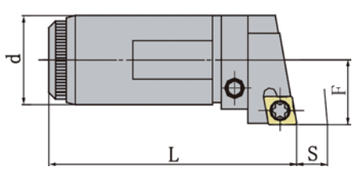

货 号	型 号	最小镗孔直径	L	d	S	F	刀 片	螺钉	扳手	重量kg
340.0001.130	TZW16/45B	Φ47	45	16	5	11	CCMT060204–HF	M2.5x5	T8	0.11
340.0002.130	TZW20/56B	Φ58	56	20	7	14.5	CCMT060204–HF	M2.5x5	T8	0.17
340.0003.130	TZW25/77.5B	Φ79	77.5	25	8	16	CCMT09T304–HF	M4x7	T15	0.31
340.0004.130	TZW32/97B	Φ100	97	32	11	19	CCMT09T304–HF	M4x7	T15	1.05
340.0005.130	TZW32/131B	Φ138	131	32	11	19	CCMT09T304–HF	M4x7	T15	1.25

90° 双刃微调可转位镗刀模块

90° Twin–blade Micro adjustable Indexable Boring Cutters

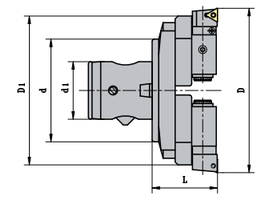

货 号	型 号 d L	镗孔范围D	d	d1	D1	扳手	螺钉	镗刀	重量kg
223.0101.810	21CD · 100 – TSW90196 – 88	Φ196 – Φ271	100	56	165	T10	M3.5x6	CCMT120408	7.5
223.0102.810	21CD · 125 – TSW90196 – 88	Φ196 – Φ271	125	70	165	T10	M3.5x6	CCMT120408	9.0
223.0103.810	21CD · 125 – TSW90261 – 90	Φ261 – Φ335	125	70	230	T10	M3.5x6	CCMT120408	10.5
223.0104.810	21CD · 125 – TSW90326 – 112	Φ326 – Φ401	125	70	295	T10	M3.5x6	CCMT120408	13
223.0105.810	21CD · 125 – TSW90395 – 122	Φ395 – Φ501	125	70	360	T10	M3.5x6	CCMT120408	15

90° 双刃大孔径微调镗刀模块

90° Twin–blabe Big diameter Micro adjustable Indexable Boring Cutters

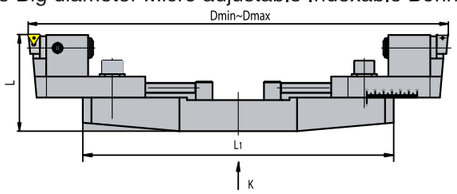

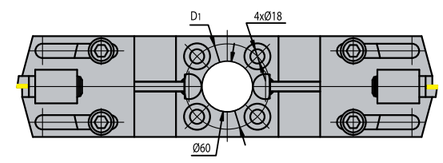

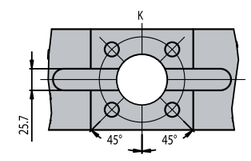

货 号	型 号	镗孔范围D	L	L1	D1	D2	镗刀型号	重量kg
240.0101.137	XD60–TSW90261–115	Φ261–Φ335	115	245	Φ101.6	18	T8W25/77.5B	14
240.0102.137	XD60– TSW90326–115	Φ326–Φ401	115	310	Φ101.6	18	TZW25/77.5B	16
240.0103.137	XD60–TSW90370–115	Φ370–Φ501	115	350	Φ101.6	18	T8W25/77.5B	18.4
240.0104.137	XD60–TSW90490–120	Φ490–Φ610	120	380	Φ177.8	22	TZW25/77.5B	24
240.0105.137	XD60–TSW90590–120	Φ590–Φ710	120	480	Φ177.8	22	TZW25/77.5B	28
240.0106.137	XD60–TSW90690–120	Φ690–Φ750	120	580	Φ177.8	22	TZW25/77.5B	30

型号编制说明： XD60 – TSW90 261 – 115 B

安装形式 | 直角微调 | 最小镗孔直径 | 设计长度 | 镗刀型号

注：如订货XD60–TSW90261–115镗刀，配用TZW25/77.5A镗刀，
订货时注明型号：XD60–TSW90216–115A

直角微调可转位镗刀模块

Micro–adjustable Indexable Boring Cutters with Radial Adjustment

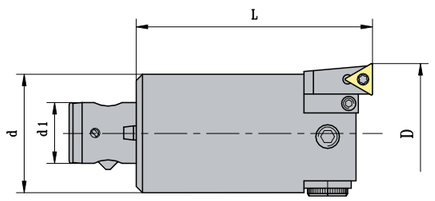

货　号	型　号	镗孔范围 Dmin – Dmax	L	d	d1	镗刀	重量kg
223.0019.810	21CD · 25 – TZW29.5 – 50	Φ29.5 – Φ36	50	25	13	TZW10/28.5	0.17
223.0020.810	21CD · 25 – TZW35.5 – 50	Φ35.5 – Φ41	50	25	13	TZW10/28.5	0.19
223.0021.810	21CD · 32 – TZW39 – 60	Φ39 – Φ45	60	32	16	TZW12/37.5	0.35
223.0022.810	21CD · 32 – TZW44 – 60	Φ44 – Φ50	60	32	16	TZW12/37.5	0.35
223.0023.810	21CD · 40 – TZW47 – 60	Φ47 – Φ57	60	40	20	TZW16/45	0.52
223.0024.810	21CD · 40 – TZW56 – 60	Φ56 – Φ66	60	40	20	TZW16/45	0.53
223.0025.810	21CD · 50 – TZW58 – 70	Φ58 – Φ71	70	50	28	TZW20/56	0.97
223.0026.810	21CD · 50 – TZW70 – 70	Φ70 – Φ83	70	50	28	TZW20/56	1.00
223.0027.810	21CD · 63 – TZW79 – 70	Φ79 – Φ94	70	63	34	TZW25/77.5	1.58
223.0028.810	21CD · 63 – TZW93 – 70	Φ93 – Φ108	70	63	34	TZW25/77.5	1.61
223.0029.810	21CD · 80 – TZW100 – 90	Φ100 – Φ121	90	80	46	TZW32/97	3.33
223.0030.810	21CD · 80 – TZW120 – 90	Φ120 – Φ141	90	80	46	TZW32/97	3.37
223.0031.810	21CD · 100 – TZW138 – 90	Φ138 – Φ159	90	100	56	TZW32/131	6.56
223.0032.810	21CD · 100 – TZW158 – 90	Φ158 – Φ179	90	100	56	TZW32/131	6.80
223.0033.810	21CD · 100 – TZW178 – 90	Φ178 – Φ199	90	100	56	TZW32/131	6.61

直角微调可转位镗刀A型

Micro–adjustable Indexable Boring Heads with Radial Adjustment

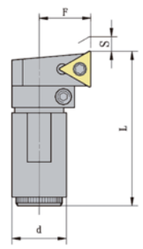

货　号	型　号	Lmin	d	S	F	扳手	螺钉	刀片	重量kg
240.0001.130	TZW10/28.5A	28.5	10	3.5	7.5	T7	M2.5X6X60°	TCGT060102L	0.06
240.0002.130	TZW12/37.5A	37.5	12	3.5	9	T7	M2.5X6X60°	TCGT060102L	0.03
240.0003.130	TZW16/45A	45	16	5	11	T7	M2.5X6X60°	TPGT090204L	0.06
240.0004.130	TZW20/56A	56	20	7	14.5	T7	M2.5X6X60°	TPGT090204L	0.12
240.0005.130	TZW25/77.5A	77.5	25	8	16	T7	M3X7X60°	TPGT110304L	0.26
240.0006.130	TZW32/97A	97	32	11	19	T8	M3X7X60°	TPGT110304L	1.00
240.0007.130	TZW32/131A	131	32	11	19	T8	M3X7X60°	TPGT110304L	1.20

倾斜微调可转位镗刀模块

Angular Micro adjustable Indexable Boring Cutters

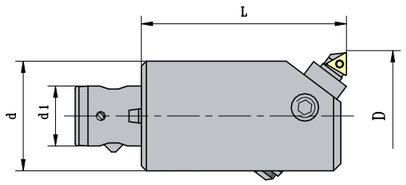

货　号	型　号	镗孔范围 Dmin – Dmax	L	d	d1	镗刀	重量kg
223.0036.810	21CD · 25 – TQW28 – 50.5	Φ28 – Φ34.4	50.5	25	13	TQW10/28	0.13
223.0037.810	21CD · 25 – TQW32 – 52	Φ32 – Φ38.4	52	25	13	TQW10/32	0.20
223.0038.810	21CD · 32 – TQW36 – 60.5	Φ36 – Φ44	60.5	32	16	TQW12/36	0.37
223.0039.810	21CD · 32 – TQW40 – 62	Φ40 – Φ48	62	32	16	TQW12/40	0.56
223.0040.810	21CD · 40 – TQW45 – 60.9	Φ45 – Φ54.6	60.9	40	20	TQW16/45	0.58
223.0041.810	21CD · 40 – TQW50 – 63.8	Φ50 – Φ59.6	63.8	40	20	TQW16/50	0.59
223.0042.810	21CD · 50 – TQW56 – 70.5	Φ56 – Φ68	70.5	50	28	TQW20/56	1.02
223.0043.810	21CD · 50 – TQW64 – 73.5	Φ64 – Φ76	73.5	50	28	TQW20/64	1.09
223.0044.810	21CD · 63 – TQW72 – 90.5	Φ72 – Φ88	90.5	63	34	TQW25/72	2.06
223.0045.810	21CD · 63 – TQW80 – 93.5	Φ80 – Φ96	93.5	63	34	TQW25/80	2.21
223.0046.810	21CD · 80 – TQW90 – 110.5	Φ90 – Φ114	110.5	80	46	TQW32/90	4.06
223.0047.810	21CD · 80 – TQW100 – 114.5	Φ100 – Φ124	114.5	80	46	TQW32/100	4.46
223.0048.810	21CD · 100 – TQW110 – 125.8	Φ110 – Φ134	125.8	100	56	TQW32/110	7.65
223.0049.810	21CD · 100 – TQW125 – 131.4	Φ125 – Φ149	131.4	100	56	TQW32/125	8.24

倾斜微调可转位镗刀

Angular Micro adjustable Indexable Boring Heads

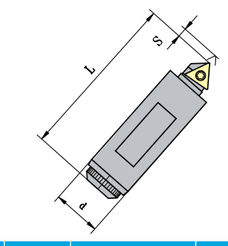

货　号	型　号	镗孔范围	Lmin	d	S	扳手	螺钉	刀片	重量kg
240.0011.130	TQW10/28	Φ28 – Φ34.4(38)	31.5	10	4	T7	M2.5 × 6 × 60°	TCGT060102L	0.02
240.0012.130	TQW10/32	Φ32 – Φ38.4(44)	35.4	10	4	T7	M2.5 × 6 × 60°	TCGT060102L	0.02
240.0013.130	TQW12/36	Φ36 – Φ44(48)	40.3	12	5	T7	M2.5 × 6 × 60°	TCGT060102L	0.02
240.0014.130	TQW12/40	Φ40 – Φ48(55)	45.3	12	5	T7	M2.5 × 6 × 60°	TCGT060102L	0.03
240.0015.130	TQW16/45	Φ45 – Φ54.6(60)	51	16	6	T7	M2.5 × 6 × 60°	TPGT090204L	0.07
240.0016.130	TQW16/50	Φ50 – Φ59.6(68)	57	16	6	T7	M2.5 × 6 × 60°	TPGT090204L	0.08
240.0017.130	TQW20/56	Φ56 – Φ68(78)	63	20	7.5	T7	M2.5 × 6 × 60°	TPGT090204L	0.11
240.0018.130	TQW20/64	Φ64 – Φ76(90)	71	20	7.5	T7	M2.5 × 6 × 60°	TPGT090304L	0.13
240.0019.130	TQW25/72	Φ72 – Φ88(100)	81	25	10	T8	M3 × 7 × 60°	TPGT110304L	0.22
240.0020.130	TQW25/80	Φ80 – Φ96(144)	91	25	10	T8	M3 × 7 × 60°	TPGT110304L	0.24
240.0021.130	TQW32/90	Φ90 – Φ114(126)	102	32	15	T8	M3 × 7 × 60°	TPGT110304L	0.45
240.0022.130	TQW32/100	Φ100 – Φ124(140)	112	32	15	T8	M3 × 7 × 60°	TPGT110304L	0.51
240.0023.130	TQW32/110	Φ110 – Φ134(150)	127	32	15	T8	M3 × 7 × 60°	TPGT110304L	1.04
240.0024.130	TQW32/125	Φ125 – Φ149(175)	142	32	15	T8	M3 × 7 × 60°	TPGT110304L	1.09

微调精镗头模块
Micro adjustable Boring Heads

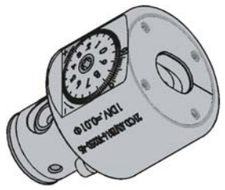

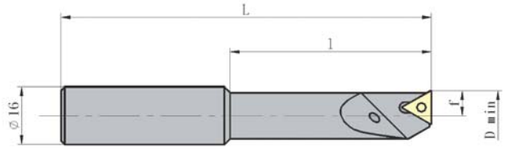

微调精镗头模块型号：21C.63/ZB16–T0250–45。货号：240.0100.133。

☆镗削范围：ϕ2–ϕ50。

☆配合镗刀使用，适用于内孔的半精和精加工。

☆调整行程：半径方向4.5mm。

☆调整精度：主尺刻度：ϕ0.01mm/格。副尺刻度：ϕ0.001mm/格

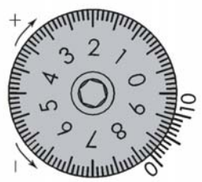

采用游标副尺，可进行每格

ϕ0.001超高精度补偿

微调精镗头模块刀尖直径的调整方法

1、逆时针松开滑动轴夹紧螺钉。

2、调整镗刀直径时，先沿着逆时针方向调整刻度盘，小于尺寸要求。

3、以顺时针方向转动刻度盘，调整到镗孔所需尺寸，注意主尺和副尺刻度以及副尺"0"线位置，它可以读出主尺和副尺的数值。

4、适当拧紧滑动轴锁紧螺钉。如果过分拧紧锁紧螺钉，可能破坏尺寸精度。

注意事项：

★微调精镗头模块最高允许转速10000rpm。它是在1mm偏移量和最短的镗杆组合时给出的最高转速。最高转速以上绝对不允许使用。这个最高转速限制值，是该工具的结构决定的，它不能保证正好实际使用。

★当确定实际切削参数时，检查机床主轴和工件，它会改变震动情况。因此应该适时调整切削参数。

★此镗头的行程是4.5mm，但为了得到最佳动平衡，请尽可能在行程1mm以内使用。

★此镗头使用的镗杆仅限于微调精镗头模块配用镗刀

整体式镗刀（ϕ2–ϕ8）
Carbide Boring

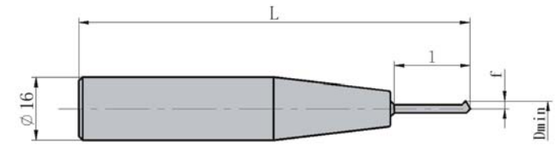

货　号	型　号	Dmin	L	l	f	重量kg
340.0115.133	TD2x10x100xZB16	2	100	10	1	0.30
340.0116.133	TD3x15x100xZB16	3	100	15	1.5	0.35
340.0117.133	TD4x20x100xZB16	4	100	20	2	0.40
340.0118.133	TD5x25x100xZB16	5	100	25	2.5	0.45
340.0119.133	TD6x30x100xZB16	6	100	30	3	0.50

可转位镗刀（ϕ8–ϕ50）
Indexable Boring

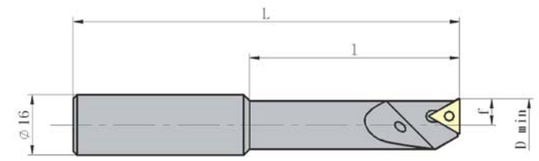

货　号	型　号	Dmin	L	l	f	扳手	螺钉	刀片	重量kg
340.0120.133	TD8x32x90xZB16	8	90	32	4	T6	M2x5x60°	TCMT06T102	0.30
340.0121.133	TD10x40x90xZB16	10	90	40	5	T6	M2x5x60°	TCMT06T102	0.35
340.0122.133	TD12x48x100xZB16	12	100	48	6	T7	M2.5x6x60°	TCMT090202	0.40
340.0123.133	TD14x56x110xZB16	14	110	56	7	T7	M2.5x6x60°	TCMT090202	0.45
340.0124.133	TD16x64x110xZB16	16	110	64	8	T7	M2.5x6x60°	TCMT090202	0.5
340.0125.133	TD18x65x110xZB16	18	110	65	9	T7	M2.5x6x60°	TCMT110204	0.55
340.0126.133	TD20x65x110xZB16	20	110	65	10	T7	M2.5x6x60°	TCMT110204	0.60
340.0127.133	TD22x65x110xZB16	22	110	65	11	T7	M2.5x6x60°	TCMT110204	0.65
340.0128.133	TD24x65x110xZB16	24	110	65	12	T7	M2.5x6x60°	TCMT110204	0.70
340.0129.133	TD26x65x110xZB16	26	110	65	13	T7	M2.5x6x60°	TCMT110204	0.75
340.0130.133	TD28x65x110xZB16	28	110	65	14	T7	M2.5x6x60°	TCMT110204	0.80
340.0131.133	TD30x65x110xZB16	30	110	65	15	T7	M2.5x6x60°	TCMT110204	0.85
340.0132.133	TD32x65x110xZB16	32	110	65	16	T7	M2.5x6x60°	TCMT110204	0.90
340.0133.133	TD34x65x110xZB16	24	110	65	17	T7	M2.5x6x60°	TCMT110204	0.95
340.0134.133	TD36x65x110xZB16	26	110	65	18	T7	M2.5x6x60°	TCMT110204	1.00
340.0135.133	TD42x65x110xZB16	42	110	65	21	T7	M2.5x6x60°	TCMT110204	1.05

装削平型直柄刀具模块
Adaptors for Tool with
Flatted Parallel Shanks



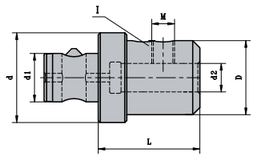

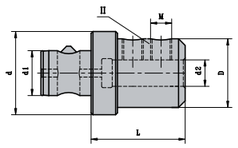

货　号	型　号	d	d1	d2	M	D	L	型式	重量kg
240.0001.085	21C・50－XP6 －45	50	28	6	M6	25	45	I	0.51
240.0002.085	21C・50－XP8 －45	50	28	8	M8	28	45	I	0.49
240.0003.085	21C・50－XP10－55	50	28	10	M10	35	55	I	0.62
240.0004.085	21C・50－XP12－65	50	28	12	M10	42	65	I	0.81
240.0005.085	21C・50－XP16－65	50	28	16	M14	48	65	I	0.85
240.0006.085	21C・50－XP20－65	50	28	20	M16	52	65	I	1.03
240.0007.085	21C・50－XP25－75	50	28	25	M18	65	75	II	1.70
240.0008.085	21C・63－XP10－55	63	34	10	M10	35	55	I	0.88
240.0009.085	21C・63－XP12－65	63	34	12	M12	42	65	I	1.02
240.0010.085	21C・63－XP16－65	63	34	16	M14	48	65	I	1.15
240.0011.085	21C・63－XP20－65	63	34	20	M16	52	65	I	1.26
240.0012.085	21C・63－XP25－75	63	34	25	M18	65	75	II	1.86
240.0013.085	21C・63－XP32－80	63	34	32	M20	72	80	II	2.25
240.0014.085	21C・80－XP16－65	80	46	16	M14	48	65	I	1.51
240.0015.085	21C・80－XP20－65	80	46	20	M16	52	65	I	1.84
240.0016.085	21C・80－XP25－75	80	46	25	M18	65	75	II	2.41
240.0017.085	21C・80－XP32－80	80	46	32	M20	72	80	II	2.62

E

装带轴向定位的斜2°削平型直柄刀具模块
Adaptors for Flatted Parallel Shanks
with Axial Positioning

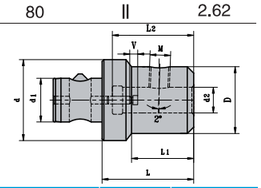

货　号	型　号	d	d1	d2	D	L	L1	L2	调节范围V	M	重量kg
240.0001.087	21C・25－XPD6 －55	25	13	6	25	55	35	36	10	M6	0.21
240.0002.087	21C・25－XPD8 －55	25	13	8	28	55	47	36	8	M6	0.25
240.0003.087	21C・25－XPD10－60	25	13	10	35	60	52	40	10	M10	0.41
240.0004.087	21C・32－XPD6 －55	32	16	6	25	55	30	36	10	M6	0.25
240.0005.087	21C・32－XPD8 －55	32	16	8	28	55	30	36	10	M8	0.29
240.0006.087	21C・32－XPD10－60	32	16	10	35	60	50	40	10	M10	0.43
240.0007.087	21C・32－XPD12－65	32	16	12	42	65	57	45	10	M12	0.65
240.0008.087	21C・40－XPD6 －55	40	20	6	25	55	30	36	10	M6	0.34
240.0009.087	21C・40－XPD8 －55	40	20	8	28	55	30	36	10	M8	0.38
240.0010.087	21C・40－XPD10－60	40	20	10	35	60	45	40	10	M10	0.48
240.0011.087	21C・40－XPD12－65	40	20	12	42	65	57	45	10	M12	0.68
240.0012.087	21C・40－XPD16－70	40	20	16	48	70	63	48	10	M14	0.91
240.0013.087	21C・50－XPD6 －55	50	28	6	25	55	30	36	10	M6	0.53
240.0014.087	21C・50－XPD8 －55	50	28	8	28	55	30	36	10	M8	0.57
240.0015.087	21C・50－XPD10－60	50	28	10	35	60	40	40	10	M10	0.66
240.0016.087	21C・50－XPD12－65	50	28	12	42	65	50	45	10	M12	0.81
240.0017.087	21C・50－XPD16－70	50	28	16	48	70	55	48	10	M14	1.01
240.0018.087	21C・50－XPD20－75	50	28	20	52	75	65	50	10	M16	1.20
240.0019.087	21C・63－XPD10－60	63	34	10	35	60	35	40	10	M10	0.96
240.0020.087	21C・63－XPD12－65	63	34	12	42	65	45	45	10	M12	1.08
240.0021.087	21C・63－XPD16－70	63	34	16	48	70	50	48	10	M14	1.27
240.0022.087	21C・63－XPD20－75	63	34	20	52	75	55	50	10	M16	1.43
240.0023.087	21C・63－XPD25－80	63	34	25	65	80	70	56	10	M18	2.00
240.0024.087	21C・80－XPD16－70	63	46	16	48	70	50	48	10	M14	1.80
240.0025.087	21C・80－XPD20－75	80	46	20	52	75	52	50	10	M16	1.98
240.0026.087	21C・80－XPD25－80	80	46	25	65	80	60	56	10	M18	2.50
240.0027.087	21C・80－XPD32－90	80	46	32	72	90	70	60	10	M20	3.02

装套式立铣刀三面刃铣刀模块
Arbors for Shell End and Side Milling Cutters

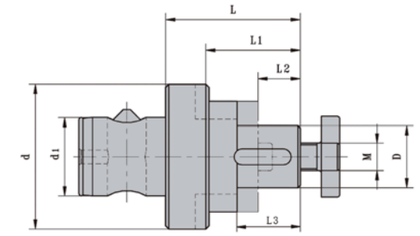

货　号	型　号	L	L1	L2	L3	d	d1	D	M	重量kg
240.0001.017	21C・50 －XSL16－ 49	49	27	17	27	50	28	16	M8	0.49
240.0002.017	21C・50 －XSL22－ 53	53	31	19	31	50	28	22	M10	0.52
240.0003.017	21C・63 －XSL16－ 53	53	27	17	27	63	34	16	M8	1.02
240.0004.017	21C・63 －XSL22－ 57	57	31	19	31	63	34	22	M10	1.15
240.0005.017	21C・63 －XSL27－ 59	59	33	21	33	63	34	27	M12	1.26
240.0006.017	21C・80 －XSL22－ 64	64	31	19	31	80	46	22	M10	1.84
240.0007.017	21C・80 －XSL27－ 66	66	33	21	33	80	46	27	M12	2.10
240.0008.017	21C・80 －XSL32－ 71	71	38	24	38	80	46	32	M16	2.30
240.0009.017	21C・80 －XSL40－ 74	74	41	27	41	80	46	40	M20	2.50
240.0010.017	21C・100－XSL27－ 69	69	33	21	33	100	56	27	M12	3.30
240.0011.017	21C・100－XSL32－ 74	74	38	24	38	100	56	32	M16	3.50
240.0012.017	21C・100－XSL40－ 77	77	41	27	41	100	56	40	M20	3.60
240.0013.017	21C・100－XSL50－ 82	82	46	30	46	100	56	50	M24	3.70
240.0014.017	21C・100－XSL60－104	104	66	50	66	100	56	60	M30	3.90
240.0015.017	21C・125－XSL60－108	108	66	50	66	125	70	60	M30	5.80

注：※出厂时，不配成组垫圈，如需选用参照A4页单独购买。

E

弹簧夹头模块
Collet Chucks

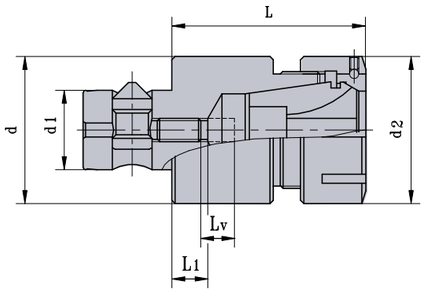

货　号	型　号	d	d1	d2	L	L1	Lv	配用夹簧	重量kg
261.0301.035	21C・25－ER16－40	25	13	28	40	5	4	ER16	0.12
261.0302.035	21C・32－ER20－50	32	16	34	50	9	6	ER20	0.25
261.0303.035	21C・40－ER25－60	40	20	42	60	12	7	ER25	0.42
261.0304.035	21C・50－ER32－70	50	28	50	70	18	8	ER32	0.85
261.0305.035	21C・63－ER40－80	63	34	63	80	20	12	ER40	1.52

注：※ER卡簧规格详见H部分。

装A ,B类可转位面铣刀模块
Arbors for Indexable Face Milling Cutters Type A ,B

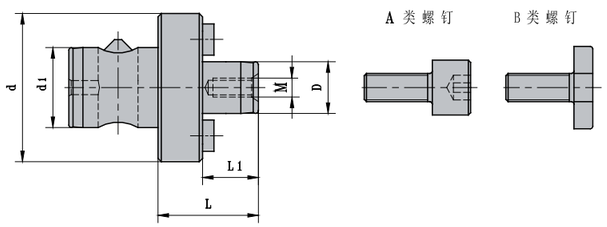

货　号	型　号	d	d1	D	L	L1	M	重量kg
240.0001.019	21C・50－ XMA22 －45	50	28	22	45	19	M10	0.55
240.0002.019	21C・50－ XMA(B)27－45	50	28	27	45	21	M12	0.65
240.0003.019	21C・63－ XMA(B)27－50	63	34	27	50	21	M12	1.26
240.0004.019	21C・80－ XMA(B)32－55	80	46	32	55	24	M16	2.50
240.0005.019	21C・100－XMB40 －60	100	56	40	60	27	M20	3.70

装C类可转位面铣刀模块
Arbors for Indexable Face Milling Cutters Type C

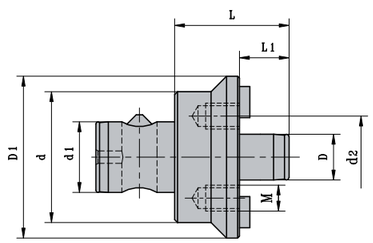

货　号	型　号	d	d1	d2	D	D1	L	L1	M	重量kg
240.0016.017	21C・100－XMC40－65	100	56	56	40	100	65	30	4–M12	3.40
240.0018.017	21C・125－XMC60－75	125	70	70	60	130	75	40	4–M16	5.20

丝锥夹头模块
Tapping Chucks

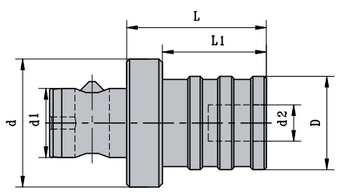

货　号	型　号	d	d1	d2	D	L	L1	配用丝锥夹套	重量kg
261.0201.559	21C・50－ G3 － 70	50	28	19	41	70	41	G3－M□□	0.80
261.0202.559	21C・50－ G8 －102	50	28	31	58	102	81	G8－M□□	1.40
261.0203.559	21C・63－ G3 － 76	63	34	19	41	76	41	G3－M□□	1.30
261.0204.559	21C・63－ G8 － 88	63	34	31	58	88	55	G8－M□□	1.50
261.0205.559	21C・63 －G14－155	63	34	48	83	155	120	G14－M□□	3.80

注：※ 配用丝锥夹套详见H部分。

模块式工具系统–附件

外锥螺钉
External Taper Clamping Screw

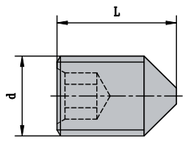

型　号	d	L
21A・25 －E1	M6×0.75	9
21A・32 －E1	M8×0.75	12
21A・40 －E1	M10×0.75	15
21A・50 －E1	M12×1	17
21A・63 －E1	M16×1	22
21A・80 －E1	M20×1	26
21A・100－E1	M24×1.5	32
21A・125－E1	M30×1.5	40

内锥螺钉
Internal Taper Clamping Screw

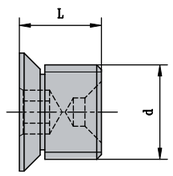

型　号	d	L
21A・25 －E2	M6×0.75	5
21A・32 －E2	M8×0.75	6.5
21A・40 －E2	M10×0.75	8.5
21A・50 －E2	M12×1	9.5
21A・63 －E2	M16×1	12.5
21A・80 －E2	M20×1	14.5
21A・100－E2	M24×1.5	19.5
21A・125－E2	M30×1.5	23.5

锁紧滑销
Sliding Pin

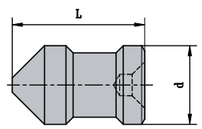

型　号	d	L
21B・25 －E3	7	11.5
21B・32 －E3	9	14.5
21B・40 －E3	11	18.5
21B・50 －E3	13	26
21B・63 －E3	17	32
21B・80 －E3	21	44
21B・100－E3	25	53
21B・125－E3	32	66.5

定位销
Positioning Pin

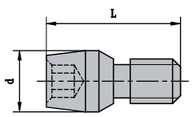

型　号	d	L	M
21B・25 －E4	2.6	8	M2
21B・32 －E4	4.6	9	M3X0.35
21B・40 －E4	5.5	12	M4X0.5
21B・50 －E4	6.5	15	M5X0.5
21B・63 －E4	9.5	20	M8X1
21B・80 －E4	11.5	24	M10X1
21B・100－E4	15.5	30	M12X1
21B・125－E4	19.5	36	M16X1

目 录

可转位刀片式浅孔钻

可转位浅孔钻模块（2D）……E20
可转位浅孔钻模块（3D）……E22
可转位扩孔钻模块（2D）……E24
可转位扩孔钻模块（3D）……E26
削平直柄可转位浅孔钻……E28
可转位浅孔钻切削参数……E29

E

可转位浅孔钻模块(2D)
Indexable Short Hole Drills

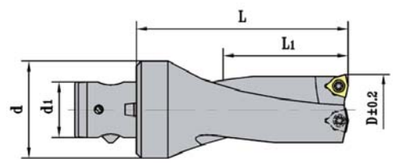

货　号	型　号 L1=2D d　D　L	L1	d1	刀片	螺钉	扳手	重量gk
223.0003.190	21CD · 50–Z16 –67	32	28	WCMX030208	M2.5x6x60°	T06	0.50
223.0004.190	21CD · 50–Z17 –69	34	28	WCMX030208	M2.5x6x60°	T06	0.50
223.0005.190	21CD · 50–Z18 –71	36	28	WCMX030208	M2.5x6x60°	T06	0.50
223.0006.190	21CD · 50–Z19 –73	38	28	WCMX030208	M2.5x6x60°	T06	0.50
223.0007.190	21CD · 50–Z20 –75	40	28	WCMX030208	M2.5x6x60°	T06	0.50
223.0008.190	21CD · 50–Z21 –77	42	28	WCMX040208	M2.5x6x60°	T06	0.55
223.0009.190	21CD · 50–Z22 –79	44	28	WCMX040208	M2.5x6x60°	T06	0.55
223.0010.190	21CD · 50–Z23 –81	46	28	WCMX040208	M2.5x6x60°	T06	0.60
223.0011.190	21CD · 50–Z24 –83	48	28	WCMX040208	M2.5x6x60°	T06	0.60
223.0012.190	21CD · 50–Z25 –85	50	28	WCMX040208	M2.5x6x60°	T06	0.60
223.0013.190	21CD · 50–Z26 –87	52	28	WCMX050308	M3x7x60°	T08	0.60
223.0014.190	21CD · 50–Z27 –89	54	28	WCMX050308	M3x7x60°	T08	0.65
223.0015.190	21CD · 50–Z28 –91	56	28	WCMX050308	M3x7x60°	T08	0.65
223.0016.190	21CD · 50–Z29 –93	58	28	WCMX050308	M3x7x60°	T08	0.65
223.0017.190	21CD · 50–Z30 –100	60	28	WCMX050308	M3x7x60°	T08	0.70
223.0018.190	21CD · 50–Z31 –102	62	28	WCMX06T308	M3x7x60°	T08	0.75
223.0019.190	21CD · 50–Z32 –104	64	28	WCMX06T308	M3x7x60°	T08	0.75
223.0020.190	21CD · 50–Z33 –106	66	28	WCMX06T308	M3x7x60°	T08	0.80
223.0021.190	21CD · 50–Z34 –108	68	28	WCMX06T308	M3x7x60°	T08	0.85
223.0022.190	21CD · 50–Z35 –110	70	28	WCMX06T308	M3x7x60°	T08	0.90
223.0023.190	21CD · 50–Z36 –112	72	28	WCMX06T308	M3x7x60°	T08	0.95
223.0024.190	21CD · 50–Z37 –124	74	28	WCMX06T308	M3x7x60°	T08	1.10
223.0025.190	21CD · 50–Z38 –126	76	28	WCMX06T308	M3x7x60°	T08	1.20
223.0026.190	21CD · 50–Z39 –128	78	28	WCMX06T308	M3x7x60°	T08	1.25
223.0027.190	21CD · 50–Z40 –130	80	28	WCMX06T308	M3x7x60°	T08	1.30
223.0028.190	21CD · 50–Z41 –132	82	28	WCMX06T308	M3x7x60°	T08	1.35
223.0029.190	21CD · 50–Z42 –134	84	28	WCMX080412	M3x7x60°	T10	1.40
223.0030.190	21CD · 50–Z43 –136	86	28	WCMX080412	M3.5x9x60°	T10	1.45
223.0031.190	21CD · 50–Z44 –138	88	28	WCMX080412	M3.5x9x60°	T10	1.50

E

可转位浅孔钻模块(2D)
Indexable Short Hole Drills

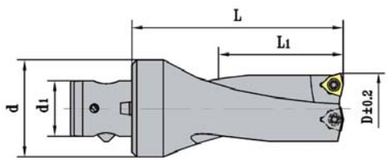

货　号	型　号 L1=2D d　D　L	L1	d1	刀片	螺钉	扳手	重量gk
223.0032.190	21CD · 63–Z45 –145	90	34	WCMX080412	M3.5x9x60°	T10	1.70
223.0033.190	21CD · 63–Z46 –147	92	34	WCMX080412	M3.5x9x60°	T10	1.80
223.0034.190	21CD · 63–Z47 –149	94	34	WCMX080412	M3.5x9x60°	T10	2.00
223.0035.190	21CD · 63–Z48 –151	96	34	WCMX080412	M3.5x9x60°	T10	2.30
223.0036.190	21CD · 63–Z49 –153	98	34	WCMX080412	M3.5x9x60°	T10	2.30
223.0037.190	21CD · 63–Z50 –155	100	34	WCMX080412	M3.5x9x60°	T10	2.50
223.0038.190	21CD · 63–Z51 –157	102	34	WCMX080412	M3.5x9x60°	T10	2.50
223.0039.190	21CD · 63–Z52 –159	104	34	WCMX080412	M3.5x9x60°	T10	2.70
223.0040.190	21CD · 63–Z53 –161	106	34	WCMX080412	M3.5x9x60°	T10	2.90
223.0041.190	21CD · 63–Z54 –163	108	34	WCMX080412	M3.5x9x60°	T10	2.90
223.0042.190	21CD · 80–Z55 –165	110	46	WCMX080412	M3.5x9x60°	T10	3.00
223.0043.190	21CD · 80–Z56 –167	112	46	WCMX080412	M3.5x9x60°	T10	3.20
223.0044.190	21CD · 80–Z57 –169	114	46	WCMX080412	M3.5x9x60°	T10	3.40
223.0045.190	21CD · 80–Z58 –171	116	46	WCMX080412	M3.5x9x60°	T10	3.60
223.0046.190	21CD · 80–Z59 –173	118	46	WCMX080412	M3.5x9x60°	T10	3.80
223.0047.190	21CD · 80–Z60 –175	120	46	WCMX080412	M3.5x9x60°	T10	4.00

可转位浅孔钻模块(3D)
Indexable Short Hole Drills

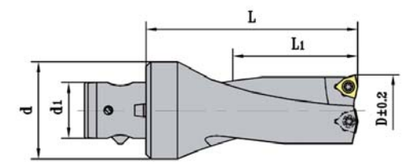

货　号	型　号 L1=3D d　D　L	L1	d1	刀片	螺钉	扳手	重量gk
223.0003.191	21CD · 50–Z16 –83	48	28	WCMX030208	M2.5x6x60°	T06	0.50
223.0004.191	21CD · 50–Z17 –86	51	28	WCMX030208	M2.5x6x60°	T06	0.50
223.0005.191	21CD · 50–Z18 –89	54	28	WCMX030208	M2.5x6x60°	T06	0.50
223.0006.191	21CD · 50–Z19 –92	57	28	WCMX030208	M2.5x6x60°	T06	0.50
223.0007.191	21CD · 50–Z20 –95	60	28	WCMX030208	M2.5x6x60°	T06	0.50
223.0008.191	21CD · 50–Z21 –98	63	28	WCMX040208	M2.5x6x60°	T06	0.55
223.0009.191	21CD · 50–Z22 –101	66	28	WCMX040208	M2.5x6x60°	T06	0.55
223.0010.191	21CD · 50–Z23 –104	69	28	WCMX040208	M2.5x6x60°	T06	0.60
223.0011.191	21CD · 50–Z24 –107	72	28	WCMX040208	M2.5x6x60°	T06	0.60
223.0012.191	21CD · 50–Z25 –110	75	28	WCMX040208	M2.5x6x60°	T06	0.60
223.0013.191	21CD · 50–Z26 –113	78	28	WCMX050308	M3x7x60°	T08	0.60
223.0014.191	21CD · 50–Z27 –116	81	28	WCMX050308	M3x7x60°	T08	0.65
223.0015.191	21CD · 50–Z28 –119	84	28	WCMX050308	M3x7x60°	T08	0.65
223.0016.191	21CD · 50–Z29 –122	87	28	WCMX050308	M3x7x60°	T08	0.65
223.0017.191	21CD · 50–Z30 –130	90	28	WCMX050308	M3x7x60°	T08	0.70
223.0018.191	21CD · 50–Z31 –133	93	28	WCMX06T308	M3x7x60°	T08	0.75
223.0019.191	21CD · 50–Z32 –136	96	28	WCMX06T308	M3x7x60°	T08	0.75
223.0020.191	21CD · 50–Z33 –139	99	28	WCMX06T308	M3x7x60°	T08	0.80
223.0021.191	21CD · 50–Z34 –142	102	28	WCMX06T308	M3x7x60°	T08	0.85
223.0022.191	21CD · 50–Z35 –145	105	28	WCMX06T308	M3x7x60°	T08	0.90
223.0023.191	21CD · 50–Z36 –148	108	28	WCMX06T308	M3x7x60°	T08	0.95
223.0024.191	21CD · 50–Z37 –161	111	28	WCMX06T308	M3x7x60°	T08	1.10
223.0025.191	21CD · 50–Z38 –164	114	28	WCMX06T308	M3x7x60°	T08	1.20
223.0026.191	21CD · 50–Z39 –167	117	28	WCMX06T308	M3x7x60°	T08	1.25
223.0027.191	21CD · 50–Z40 –170	120	28	WCMX06T308	M3x7x60°	T08	1.30
223.0028.191	21CD · 50–Z41 –173	123	28	WCMX06T308	M3x7x60°	T08	1.35
223.0029.191	21CD · 50–Z42 –176	126	28	WCMX080412	M3x7x60°	T08	1.40
223.0030.191	21CD · 50–Z43 –179	129	28	WCMX080412	M3.5x9x60°	T10	1.45
223.0031.191	21CD · 50–Z44 –182	132	28	WCMX080412	M3.5x9x60°	T10	1.50

可转位浅孔钻模块(3D)
Indexable Short Hole Drills

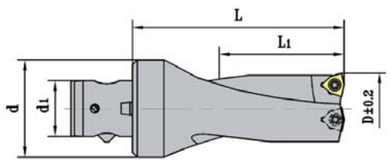

货　号	型　号 L1=3D d　D　L	L1	d1	刀片	螺钉	扳手	重量gk
223.0032.191	21CD · 63–Z45 –190	135	34	WCMX080412	M3.5x9x60°	T10	1.70
223.0033.191	21CD · 63–Z46 –193	138	34	WCMX080412	M3.5x9x60°	T10	1.80
223.0034.191	21CD · 63–Z47 –196	141	34	WCMX080412	M3.5x9x60°	T10	2.00
223.0035.191	21CD · 63–Z48 –199	144	34	WCMX080412	M3.5x9x60°	T10	2.30
223.0036.191	21CD · 63–Z49 –202	147	34	WCMX080412	M3.5x9x60°	T10	2.30
223.0037.191	21CD · 63–Z50 –205	150	34	WCMX080412	M3.5x9x60°	T10	2.50
223.0038.191	21CD · 63–Z51 –208	153	34	WCMX080412	M3.5x9x60°	T10	2.50
223.0039.191	21CD · 63–Z52 –211	156	34	WCMX080412	M3.5x9x60°	T10	2.70
223.0040.191	21CD · 63–Z53 –214	159	34	WCMX080412	M3.5x9x60°	T10	2.90
223.0041.191	21CD · 63–Z54 –217	162	34	WCMX080412	M3.5x9x60°	T10	2.90
223.0042.191	21CD · 80–Z55 –220	165	46	WCMX080412	M3.5x9x60°	T10	3.00
223.0043.191	21CD · 80–Z56 –223	168	46	WCMX080412	M3.5x9x60°	T10	3.20
223.0044.191	21CD · 80–Z57 –226	171	46	WCMX080412	M3.5x9x60°	T10	3.40
223.0045.191	21CD · 80–Z58 –229	174	46	WCMX080412	M3.5x9x60°	T10	3.60
223.0046.191	21CD · 80–Z59 –232	177	46	WCMX080412	M3.5x9x60°	T10	3.80
223.0047.191	21CD · 80–Z60 –235	180	46	WCMX080412	M3.5x9x60°	T10	4.00

可转位扩孔钻模块(2D)
Indexable Boring Drills

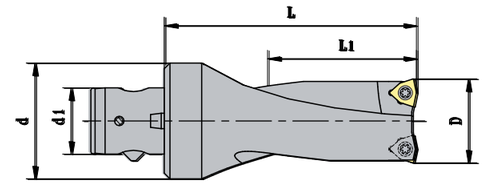

货　号	型　号 L1=2D d　D　L	L1	d1	刀片	螺钉	扳手	重量gk
223.0101.192	21CD · 50–K22 –79	44	28	WCMX040208	M2.5x6x60°	T06	0.55
223.0102.192	21CD · 50–K23 –81	46	28	WCMX040208	M2.5x6x60°	T06	0.60
223.0103.192	21CD · 50–K24 –83	48	28	WCMX040208	M2.5x6x60°	T06	0.60
223.0104.192	21CD · 50–K25 –85	50	28	WCMX040208	M2.5x6x60°	T06	0.60
223.0105.192	21CD · 50–K26 –87	52	28	WCMX050308	M3x7x60°	T08	0.60
223.0106.192	21CD · 50–K27 –89	54	28	WCMX050308	M3x7x60°	T08	0.65
223.0107.192	21CD · 50–K28 –91	56	28	WCMX050308	M3x7x60°	T08	0.65
223.0108.192	21CD · 50–K29 –93	58	28	WCMX050308	M3x7x60°	T08	0.65
223.0109.192	21CD · 50–K30 –100	60	28	WCMX050308	M3x7x60°	T08	0.70
223.0110.192	21CD · 50–K31 –102	62	28	WCMX06T308	M3x7x60°	T08	0.75
223.0111.192	21CD · 50–K32 –104	64	28	WCMX06T308	M3x7x60°	T08	0.75
223.0112.192	21CD · 50–K33 –106	66	28	WCMX06T308	M3x7x60°	T08	0.80
223.0113.192	21CD · 50–K34 –108	68	28	WCMX06T308	M3x7x60°	T08	0.85
223.0114.192	21CD · 50–K35 –110	70	28	WCMX06T308	M3x7x60°	T08	0.90
223.0115.192	21CD · 50–K36 –112	72	28	WCMX06T308	M3x7x60°	T08	0.95
223.0116.192	21CD · 50–K37 –124	74	28	WCMX06T308	M3x7x60°	T08	1.10.
223.0117.192	21CD · 50–K38 –126	76	28	WCMX06T308	M3x7x60°	T08	1.20
223.0118.192	21CD · 50–K39 –128	78	28	WCMX06T308	M3x7x60°	T08	1.25
223.0119.192	21CD · 50–K40 –130	80	28	WCMX06T308	M3x7x60°	T08	1.30
223.0120.192	21CD · 50–K41 –132	82	28	WCMX06T308	M3x7x60°	T08	1.35
223.0121.192	21CD · 50–K42 –134	84	28	WCMX080412	M3.5x9x60°	T10	1.40
223.0122.192	21CD · 50–K43 –136	86	28	WCMX080412	M3.5x9x60°	T10	1.45
223.0123.192	21CD · 50–K44 –138	88	28	WCMX080412	M3.5x9x60°	T10	1.50
223.0124.192	21CD · 63–K45 –145	90	34	WCMX080412	M3.5x9x60°	T10	1.70
223.0125.192	21CD · 63–K46 –147	92	34	WCMX080412	M3.5x9x60°	T10	1.80
223.0126.192	21CD · 63–K47 –149	94	34	WCMX080412	M3.5x9x60°	T10	2.00
223.0127.192	21CD · 63–K48 –151	96	34	WCMX080412	M3.5x9x60°	T10	2.30
223.0128.192	21CD · 63–K49 –153	98	34	WCMX080412	M3.5x9x60°	T10	2.30

可转位扩孔钻模块(2D)
Indexable Boring Drills

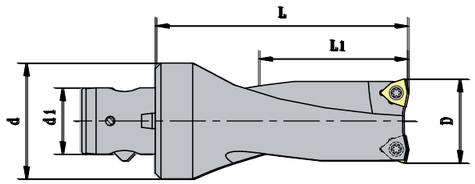

货　号	型　号 L1=2D d　D　L	L1	d1	刀片	螺钉	扳手	重量gk
223.0129.192	21CD・63–K50 –155	100	34	WCMX080412	M3.5x9x60°	T10	2.50
223.0130.192	21CD・63–K51 –157	102	34	WCMX080412	M3.5x9x60°	T10	2.50
223.0131.192	21CD・63–K52 –159	104	34	WCMX080412	M3.5x9x60°	T10	2.70
223.0132.192	21CD・63–K53 –161	106	34	WCMX080412	M3.5x9x60°	T10	2.90
223.0133.192	21CD・63–K54 –163	108	34	WCMX080412	M3.5x9x60°	T10	2.90
223.0134.192	21CD・80–K55 –165	110	46	WCMX080412	M3.5x9x60°	T10	3.00
223.0135.192	21CD・80–K56 –167	112	46	WCMX080412	M3.5x9x60°	T10	3.10
223.0136.192	21CD・80–K57 –169	114	46	WCMX080412	M3.5x9x60°	T10	3.20
223.0137.192	21CD・80–K58 –171	116	46	WCMX080412	M3.5x9x60°	T10	3.60
223.0138.192	21CD・80–K59 –173	118	46	WCMX080412	M3.5x9x60°	T10	3.80
223.0139.192	21CD・80–K60 –175	120	46	WCMX080412	M3.5x9x60°	T10	4.00
223.0140.192	21CD・80–K61 –177	122	46	WCMX080412	M3.5x9x60°	T10	4.10
223.0141.192	21CD・80–K62 –179	124	46	WCMX080412	M3.5x9x60°	T10	4.30
223.0142.192	21CD・80–K63 –181	126	46	WCMX080412	M3.5x9x60°	T10	4.30
223.0143.192	21CD・80–K64 –183	128	46	WCMX080412	M3.5x9x60°	T10	4.50
223.0144.192	21CD・80–K65 –185	130	46	WCMX080412	M3.5x9x60°	T10	4.70
223.0145.192	21CD・80–K66 –187	132	46	WCMX080412	M3.5x9x60°	T10	4.80
223.0146.192	21CD・80–K67 –189	134	46	WCMX080412	M3.5x9x60°	T10	4.90
223.0147.192	21CD・80–K68 –191	136	46	WCMX080412	M3.5x9x60°	T10	5.00
223.0148.192	21CD・80–K69 –203	138	46	WCMX080412	M3.5x9x60°	T10	5.30
223.0149.192	21CD・80–K70 –205	140	46	WCMX080412	M3.5x9x60°	T10	5.50
223.0150.192	21CD・80–K71 –207	142	46	WCMX080412	M3.5x9x60°	T10	5.70
223.0151.192	21CD・80–K72 –209	144	46	WCMX080412	M3.5x9x60°	T10	5.80
223.0152.192	21CD・80–K73 –211	146	46	WCMX080412	M3.5x9x60°	T10	6.00
223.0153.192	21CD・80–K74 –213	148	46	WCMX080412	M3.5x9x60°	T10	6.30

可转位扩孔钻模块(3D)
Indexable Boring Drills

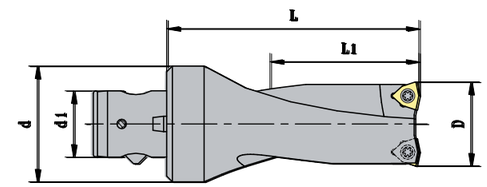

货　号	型　号 L1=3D d　D　L	L1	d1	刀片	螺钉	扳手	重量gk
223.0201.192	21CD・50–K22 –101	66	28	WCMX040208	M2.5x6x60°	T06	0.55
223.0202.192	21CD・50–K23 –104	69	28	WCMX040208	M2.5x6x60°	T06	0.60
223.0203.192	21CD・50–K24 –107	72	28	WCMX040208	M2.5x6x60°	T06	0.60
223.0204.192	21CD・50–K25 –110	75	28	WCMX040208	M2.5x6x60°	T06	0.60
223.0205.192	21CD・50–K26 –113	78	28	WCMX050308	M3x7x60°	T08	0.60
223.0206.192	21CD・50–K27 –116	81	28	WCMX050308	M3x7x60°	T08	0.65
223.0207.192	21CD・50–K28 –119	84	28	WCMX050308	M3x7x60°	T08	0.65
223.0208.192	21CD・50–K29 –122	87	28	WCMX050308	M3x7x60°	T08	0.65
223.0209.192	21CD・50–K30 –130	90	28	WCMX050308	M3x7x60°	T08	0.70
223.0210.192	21CD・50–K31 –133	93	28	WCMX06T308	M3x7x60°	T08	0.75
223.0211.192	21CD・50–K32 –136	96	28	WCMX06T308	M3x7x60°	T08	0.75
223.0212.192	21CD・50–K33 –139	99	28	WCMX06T308	M3x7x60°	T08	0.80
223.0213.192	21CD・50–K34 –142	102	28	WCMX06T308	M3x7x60°	T08	0.85
223.0214.192	21CD・50–K35 –145	105	28	WCMX06T308	M3x7x60°	T08	0.90
223.0215.192	21CD・50–K36 –148	108	28	WCMX06T308	M3x7x60°	T08	0.95
223.0216.192	21CD・50–K37 –161	111	28	WCMX06T308	M3x7x60°	T08	1.10.
223.0217.192	21CD・50–K38 –164	114	28	WCMX06T308	M3x7x60°	T08	1.20
223.0218.192	21CD・50–K39 –167	117	28	WCMX06T308	M3x7x60°	T08	1.25
223.0219.192	21CD・50–K40 –170	120	28	WCMX06T308	M3x7x60°	T08	1.30
223.0220.192	21CD・50–K41 –173	123	28	WCMX06T308	M3x7x60°	T08	1.35
223.0221.192	21CD・50–K42 –176	126	28	WCMX080412	M3.5x9x60°	T10	1.40
223.0222.192	21CD・50–K43 –179	129	28	WCMX080412	M3.5x9x60°	T10	1.45
223.0223.192	21CD・50–K44 –182	132	28	WCMX080412	M3.5x9x60°	T10	1.50
223.0224.192	21CD・63–K45 –190	135	28	WCMX080412	M3.5x9x60°	T10	1.70
223.0225.192	21CD・63–K46 –193	138	28	WCMX080412	M3.5x9x60°	T10	1.80
223.0226.192	21CD・63–K47 –196	141	34	WCMX080412	M3.5x9x60°	T10	2.00
223.0227.192	21CD・63–K48 –199	144	34	WCMX080412	M3.5x9x60°	T10	2.30
223.0228.192	21CD・63–K49 –202	147	34	WCMX080412	M3.5x9x60°	T10	2.30

可转位扩孔钻模块(3D)
Indexable Boring Drills

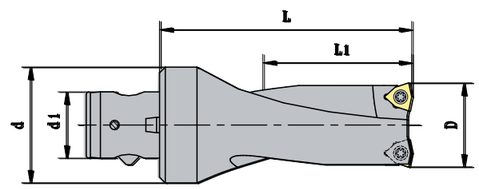

货　号	型　号 L1=3D d　D　L	L1	d1	刀片	螺钉	扳手	重量gk
223.0229.192	21CD · 63–K50 –205	150	34	WCMX080412	M3.5x9x60°	T10	2.50
223.0230.192	21CD · 63–K51 –208	153	34	WCMX080412	M3.5x9x60°	T10	2.50
223.0231.192	21CD · 63–K52 –211	156	34	WCMX080412	M3.5x9x60°	T10	2.70
223.0232.192	21CD · 63–K53 –214	159	34	WCMX080412	M3.5x9x60°	T10	2.90
223.0233.192	21CD · 63–K54 –217	162	34	WCMX080412	M3.5x9x60°	T10	2.90
223.0234.192	21CD · 80–K55 –220	165	46	WCMX080412	M3.5x9x60°	T10	3.00
223.0235.192	21CD · 80–K56 –223	168	46	WCMX080412	M3.5x9x60°	T10	3.10
223.0236.192	21CD · 80–K57 –226	171	46	WCMX080412	M3.5x9x60°	T10	3.20
223.0237.192	21CD · 80–K58 –229	174	46	WCMX080412	M3.5x9x60°	T10	3.60
223.0238.192	21CD · 80–K59 –232	177	46	WCMX080412	M3.5x9x60°	T10	3.80
223.0239.192	21CD · 80–K60 –235	180	46	WCMX080412	M3.5x9x60°	T10	4.00
223.0240.192	21CD · 80–K61 –238	183	46	WCMX080412	M3.5x9x60°	T10	4.10
223.0241.192	21CD · 80–K62 –241	186	46	WCMX080412	M3.5x9x60°	T10	4.30
223.0242.192	21CD · 80–K63 –244	189	46	WCMX080412	M3.5x9x60°	T10	4.30
223.0243.192	21CD · 80–K64 –247	192	46	WCMX080412	M3.5x9x60°	T10	4.40
223.0244.192	21CD · 80–K65 –250	195	46	WCMX080412	M3.5x9x60°	T10	4.70
223.0245.192	21CD · 80–K66 –253	198	46	WCMX080412	M3.5x9x60°	T10	4.80
223.0246.192	21CD · 80–K67 –256	201	46	WCMX080412	M3.5x9x60°	T10	4.90
223.0247.192	21CD · 80–K68 –259	204	46	WCMX080412	M3.5x9x60°	T10	5.00
223.0248.192	21CD · 80–K69 –272	207	46	WCMX080412	M3.5x9x60°	T10	5.30
223.0249.192	21CD · 80–K70 –275	210	46	WCMX080412	M3.5x9x60°	T10	5.50
223.0250.192	21CD · 80–K71 –278	213	46	WCMX080412	M3.5x9x60°	T10	5.70
223.0251.192	21CD · 80–K72 –281	216	46	WCMX080412	M3.5x9x60°	T10	5.80
223.0252.192	21CD · 80–K73 –284	219	46	WCMX080412	M3.5x9x60°	T10	6.00
223.0253.192	21CD · 80–K74 –287	222	46	WCMX080412	M3.5x9x60°	T10	6.30

削平直柄可转位浅孔钻
Indexable Boring Drills

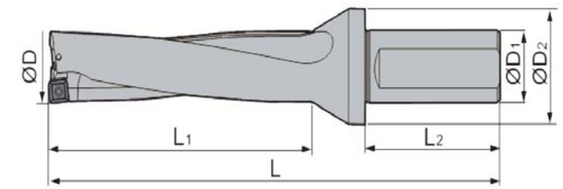

货　号	型　号 D1　D　L	D	D1	D2	L	L1	L2	刀片	螺钉	扳手	重量gk
223.0240.190	XP25–Z21 –87	21	25	32	87	63	56	SPGT060204	M2.2x5.5	T6	0.55
223.0241.190	XP25–Z22 –90	22	25	32	90	66	56	SPGT060204	M2.2x5.5	T6	0.55
223.0242.190	XP25–Z23 –93	23	25	32	93	69	56	SPGT060204	M2.2x6.5	T6	0.60
223.0243.190	XP32–Z24 –96	24	32	40	96	72	60	SPGT07T308	M2.5x6.5	T7	0.60
223.0244.190	XP32–Z25 –99	25	32	40	99	75	60	SPGT07T308	M2.5x6.5	T7	0.60
223.0245.190	XP32–Z26 –102	26	32	40	102	78	60	SPGT07T308	M2.5x6.5	T7	0.60
223.0246.190	XP32–Z27 –105	27	32	40	105	81	60	SPGT07T308	M2.5x6.5	T7	0.65
223.0247.190	XP32–Z28 –108	28	32	40	108	84	60	SPGT07T308	M2.2x5.5	T7	0.65
223.0248.190	XP32–Z29 –111	29	32	40	111	87	60	SPGT090408	M3.5x8	T10	0.65
223.0249.190	XP32–Z30 –119	30	32	40	119	90	60	SPGT090408	M3.5x8	T10	0.70
223.0250.190	XP32–Z31 –122	31	32	40	122	93	60	SPGT090408	M3.5x8	T10	0.75
223.0251.190	XP32–Z32 –125	32	32	40	125	96	60	SPGT090408	M3.5x8	T10	0.75
223.0252.190	XP32–Z33 –128	33	32	40	128	99	60	SPGT090408	M3.5x8	T10	0.80
223.0253.190	XP40–Z34 –131	34	40	50	131	102	70	SPGT090408	M3.5x8	T10	0.85
223.0254.190	XP40–Z35 –134	35	40	50	134	105	70	SPGT110408	M4x10	T15	0.90
223.0255.190	XP40–Z36 –137	36	40	50	137	108	70	SPGT110408	M4x10	T15	0.95
223.0256.190	XP40–Z37 –150	37	40	50	150	111	70	SPGT110408	M4x10	T15	1.10.
223.0257.190	XP40–Z38 –153	38	40	50	153	114	70	SPGT110408	M4x10	T15	1.20
223.0258.190	XP40–Z39 –156	39	40	50	156	117	70	SPGT110408	M4x10	T15	1.25
223.0259.190	XP40–Z40 –159	40	40	50	159	120	70	SPGT110408	M4x10	T15	1.30
223.0260.190	XP40–Z41 –162	41	40	50	162	123	70	SPGT110408	M4x10	T15	1.35
223.0261.190	XP40–Z42 –165	42	40	50	165	126	70	SPGT110408	M4x10	T15	1.40
223.0262.190	XP40–Z43 –168	43	40	50	168	129	70	SPGT110408	M4x10	T15	1.45

可转位浅孔钻推荐切削数表

货　号	材料	硬度HB	直径D mm	进给量fn mm/r	切削速度Vc m/min
P	碳钢	80–200	16.0–23.0 24.0–30.0 31.0–38.0 39.0–46.0 47.0–58.0	0.05–0.09 0.05–0.09 0.06–0.10 0.07–0.11 0.08–0.12	200（170–240）
	低碳合钢	150–260	16.0–23.0 24.0–30.0 31.0–38.0 39.0–46.0 47.0–58.0	0.05–0.09 0.05–0.12 0.06–0.14 0.08–0.16 0.10–0.20	170（140–220）
	高合金钢	150–320	16.0–23.0 24.0–30.0 31.0–38.0 39.0–46.0 47.0–58.0	0.05–0.09 0.05–0.12 0.06–0.16 0.08–0.18 0.10–0.22	150（120–180）
	铸钢	180–250	16.0–23.0 24.0–30.0 31.0–38.0 39.0–46.0 47.0–58.0	0.05–0.08 0.05–0.08 0.06–0.10 0.07–0.11 0.07–0.12	140（120–170）
M	不锈钢 铁素体 马氏体	150–270	16.0–23.0 24.0–30.0 31.0–38.0 39.0–46.0 47.0–58.0	0.05–0.09 0.05–0.12 0.06–0.16 0.08–0.18 0.10–0.22	160（110–230）
	奥氏体	150–275	16.0–23.0 24.0–30.0 31.0–38.0 39.0–46.0 47.0–58.0	0.05–0.09 0.05–0.11 0.06–0.13 0.08–0.14 0.10–0.16	140（110–220）
K	可锻铸铁	150–230	16.0–23.0 24.0–30.0 31.0–38.0 39.0–46.0 47.0–58.0	0.05–0.10 0.05–0.14 0.08–0.16 0.10–0.20 0.12–0.24	160（120–220）
	灰口铸铁	150–220	16.0–23.0 24.0–30.0 31.0–38.0 39.0–46.0 47.0–58.0	0.05–0.10 0.05–0.14 0.08–0.16 0.10–0.20 0.12–0.24	200（170–240）
	球墨铸铁	160–250	16.0–23.0 24.0–30.0 31.0–38.0 39.0–46.0 47.0–58.0	0.05–0.09 0.05–0.12 0.06–0.14 0.06–0.16 0.10–0.20	160（130–200）
N	铝合金	60–110	16.0–23.0 24.0–30.0 31.0–38.0 39.0–46.0 47.0–58.0	0.05–0.10 0.05–0.14 0.08–0.16 0.10–0.20 0.12–0.24	300（250–350）

可转位精密小刀夹

可转位精密小刀夹是我公司针对汽车行业、机械行业的孔加工而开发的系列产品，通过小刀夹在镗刀杆上的不同组合，可以一次完成复杂阶梯孔、倒角、端面等的复合加工。我公司可根据用户的被加工零件、机床切削参数等，设计出结构合理的复合刀具，满足用户的工艺要求。除了样本中提供的产品规格外，我公司可根据用户的需求提供其它标准和规格的产品。

可转位精密小刀夹型号说明……F01
螺钉夹紧式小刀夹SSRC75°……F02
螺钉夹紧式小刀夹SSSC45°……F02
螺钉夹紧式小刀夹SSKC75°……F02
螺钉夹紧式小刀夹SCLC95°……F02
螺钉夹紧式小刀夹STGC90°……F03
螺钉夹紧式小刀夹STFC90°……F03
螺钉夹紧式小刀夹STTC60°……F03
螺钉夹紧式小刀夹STWC60°……F03
螺钉夹紧式小刀夹STSC45°……F04
小刀夹附件表……F04
小刀夹安装型式……F05
可转位镗刀刀片外形尺寸……F06

可转位精密小刀夹型号说明

刀头形状			
代号	形状	代号	形状
G	90°	W	60°
T	60°	R	75°
K	75°	L	95°
F	90°	S	45°

切削刃高度	
高	h

刀具类型
小刀夹

S T W C R 20 C A - 09

结构代号	
C	上压式
P	杠杆式
S	螺钉夹紧式

刀片形状代号	
C	菱　形 80° 顶角
D	菱　形 55° 顶角
K	平行四边形 55° 顶角
R	圆形
S	正方形
T	正三角形

刀片后角	
N	0°
C	7°
P	11°
E	20°

镗削状态	
R	右切
L	左切

设计类型

切削刃长度

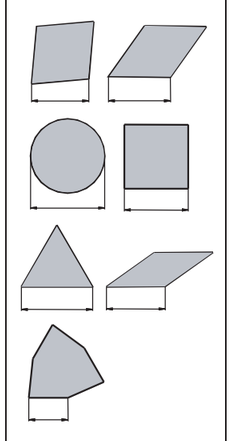

螺钉夹紧式小刀夹
Screw Clamping Cartridges

SSRC 75°

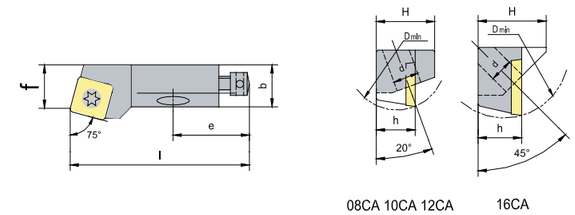

货　号	型　号	h	l	f	e	b	Dmin	d	H	配用刀片
240.0141.138	SSRCR10CA – 09	10	50	14	20	11	40	8	15	SCMT09T308
240.0142.138	SSRCR12CA – 12	12	55	20	20	16	50	8	20	SCMT120408
240.0143.138	SSRCR16CA – 12	16	63	25	25	20	60	10	25	SCMT120408
240.0146.138	SSRCL10CA – 09	10	50	14	20	11	40	8	15	SCMT09T308
240.0147.138	SSRCL12CA – 12	12	55	20	20	16	50	8	20	SCMT120408
240.0148.138	SSRCL16CA – 12	16	63	25	25	20	60	10	25	SCMT120408

SSSC 45°

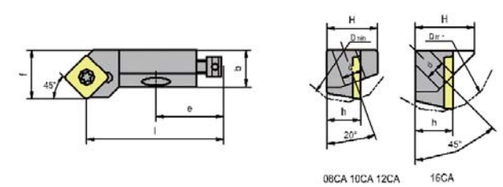

货　号	型　号	h	l	f	e	b	Dmin	d	H	配用刀片
240.0111.138	SSSCR10CA – 09	10	44	14	20	11	40	8	15	SCMT09T308
240.0112.138	SSSCR12CA – 12	12	47	20	20	16	50	8	20	SCMT120408
240.0113.138	SSSCR16CA – 12	16	53	25	25	20	60	10	25	SCMT120408
240.0116.138	SSSCL10CA – 09	10	44	14	20	11	40	8	15	SCMT09T308
240.0117.138	SSSCL12CA – 12	12	47	20	20	16	50	8	20	SCMT120408
240.0118.138	SSSCL16CA – 12	16	53	25	25	20	60	10	25	SCMT120408

螺钉夹紧式小刀夹
Screw Clamping Cartridges

SSKC 75°

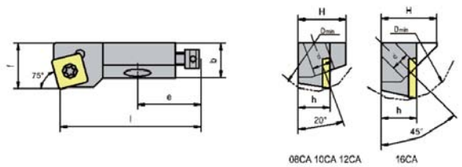

货 号	型 号	h	l	f	e	b	Dmin	d	H	配用刀片
240.0081.138	SSKCR10CA – 09	10	50	14	20	11	40	8	15	SCMT09T308
240.0082.138	SSKCR12CA – 12	12	55	20	20	16	50	8	20	SCMT120408
240.0083.138	SSKCR16CA – 12	16	63	25	25	20	60	10	25	SCMT120408
240.0087.138	SSKCL10CA – 09	10	50	14	20	11	40	8	15	SCMT09T308
240.0088.138	SSKCL12CA – 12	12	55	20	20	16	50	8	20	SCMT120408
240.0089.138	SSKCL16CA – 12	16	63	25	25	20	60	10	25	SCMT120408

F

SCLC 95°

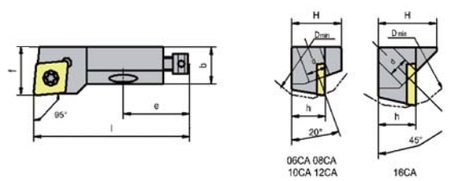

货 号	型 号	h	l	f	e	b	Dmin	d	H	配用刀片
240.0149.138	SCLCR06CA – 05	6	25	8	12	6	20	4	8.5	CPGT050204
240.0150.138	SCLCR08CA – 06	8	32	10	17	8	25	4.5	10	CCMT060204
240.0151.138	SCLCR10CA – 09	10	50	14	20	11	40	8	15	CCMT09T304
240.0152.138	SCLCR12CA – 12	12	55	20	20	16	50	8	20	CCMT120404
240.0153.138	SCLCR16CA – 12	16	63	25	25	20	60	10	25	CCMT120404
240.0154.138	SCLCL06CA – 05	6	25	8	12	6	20	4	8.5	CPGT050204
240.0155.138	SCLCL08CA – 06	8	32	10	17	8	25	4.5	10	CCMT060204
240.0156.138	SCLCL10CA – 09	10	50	14	20	11	40	8	15	CCMT09T304
240.0157.138	SCLCL12CA – 12	12	55	20	20	16	50	8	20	CCMT120404
240.0158.138	SCLCL16CA – 12	16	63	25	25	20	60	10	25	CCMT120404

螺钉夹紧式小刀夹
Screw Clamping Cartridges

STGC 90°

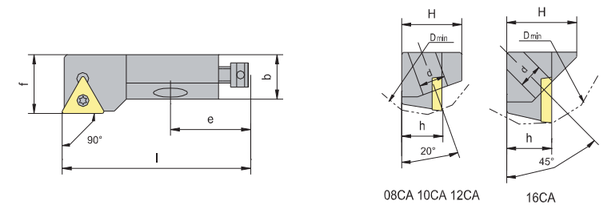

货 号	型 号	h	l	f	e	b	Dmin	d	H	配用刀片
240.0171.138	STGCR06CA – 06	6	25	8	12	5.5	20	3.5	8.5	TCGT060102L
240.0172.138	STGCR08CA – 09	8	32	10	17	8	25	4.5	10	TCMT090204
240.0131.138	STGCR10CA – 11	10	50	14	20	11	40	8	15	TCMT110204
240.0132.138	STGCR12CA – 16	12	55	20	20	16	50	8	20	TCMT16T308
240.0133.138	STGCR16CA – 16	16	63	25	25	20	60	10	25	TCMT16T308
240.0134.138	STGCL06CA – 06	6	25	8	12	5.5	20	3.5	8.5	TCGT060102L
240.0135.138	STGCL08CA – 09	8	32	10	17	8	25	4.5	10	TCMT090204
240.0136.138	STGCL10CA – 11	10	50	14	20	11	40	8	15	TCMT110204
240.0137.138	STGCL12CA – 16	12	55	20	20	16	50	8	20	TCMT16T308
240.0138.138	STGCL16CA – 16	16	63	25	25	20	60	10	25	TCMT16T308

F

STFC 90°

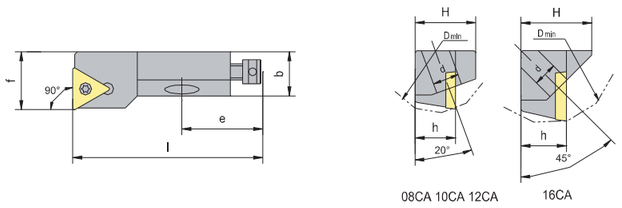

货 号	型 号	h	l	f	e	b	Dmin	d	H	配用刀片
240.0094.138	STFCR08CA – 09	8	32	10	17	8	25	4.5	10	TCMT090204
240.0071.138	STFCR10CA – 11	10	50	14	20	11	40	8	15	TCMT110204
240.0072.138	STFCR12CA – 16	12	55	20	20	16	50	8	20	TCMT16T308
240.0073.138	STFCR16CA – 16	16	63	25	25	20	60	10	25	TCMT16T308
240.0058.138	STFCL08CA – 09	8	32	10	17	8	25	4.5	10	TCMT090204
240.0059.138	STFCL10CA – 11	10	50	14	20	11	40	8	15	TCMT110204
240.0060.138	STFCL12CA – 16	12	55	20	20	16	50	8	20	TCMT16T308
240.0061.138	STFCL16CA – 16	16	63	25	25	20	60	10	25	TCMT16T308

螺钉夹紧式小刀夹
Screw Clamping Cartridges

STTC 60°

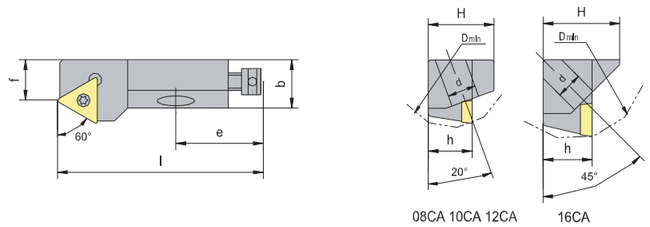

货 号	型 号	h	l	f	e	b	Dmin	d	H	配用刀片
240.0120.138	STTCR08CA – 09	8	32	6	17	8	25	4.5	10	TCMT090204
240.0121.138	STTCR10CA – 11	10	44	14	20	11	40	8	15	TCMT110204
240.0122.138	STTCR12CA – 16	12	47	20	20	16	50	8	20	TCMT16T308
240.0123.138	STTCR16CA – 16	16	53	25	25	20	60	10	25	TCMT16T308
240.0125.138	STTCL08CA – 09	8	32	6	17	8	25	4.5	10	TCMT090204
240.0126.138	STTCL10CA – 11	10	44	14	20	11	40	8	15	TCMT110204
240.0127.138	STTCL12CA – 16	12	47	20	20	16	50	8	20	TCMT16T308
240.0128.138	STTCL16CA – 16	16	53	25	25	20	60	10	25	TCMT16T308

F

STWC 60°

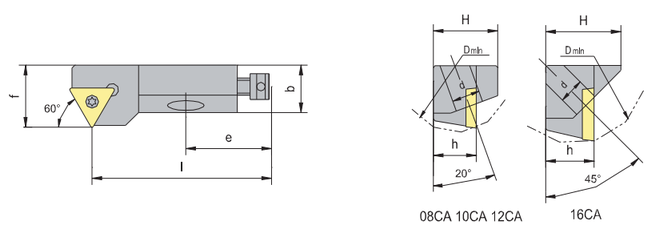

货 号	型 号	h	l	f	e	b	Dmin	d	H	配用刀片
240.0090.138	STWCR08CA – 09	8	28	10	17	8	25	4.5	10	TCMT090204
240.0091.138	STWCR10CA – 11	10	44	14	20	11	40	8	15	TCMT110204
240.0092.138	STWCR12CA – 16	12	47	20	20	16	50	8	20	TCMT16T308
240.0093.138	STWCR16CA – 16	16	53	25	25	20	60	10	25	TCMT16T308
240.0095.138	STWCL08CA – 09	8	28	10	17	8	25	4.5	10	TCMT090204
240.0096.138	STWCL10CA – 11	10	44	14	20	11	40	8	15	TCMT110204
240.0097.138	STWCL12CA – 16	12	47	20	20	16	50	8	20	TCMT16T308
240.0098.138	STWCL16CA – 16	16	53	25	25	20	60	10	25	TCMT16T308

螺钉夹紧式小刀夹
Screw Clamping Cartridges

STSC 45°

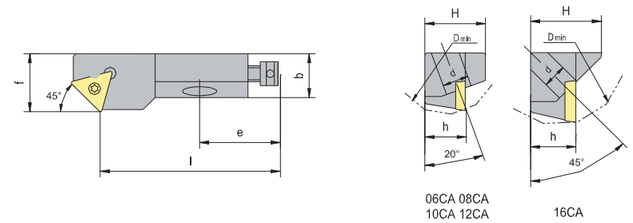

货 号	型 号	h	l	f	e	b	Dmin	d	H	配用刀片
240.0100.138	STSCR08CA – 09	8	32	10	17	8	25	4.5	10	TCMT090204
240.0101.138	STSCR10CA – 11	10	50	14	20	11	40	8	15	TCMT110208
240.0102.138	STSCR12CA – 16	12	55	20	20	15	50	8	20	TCMT16T308
240.0103.138	STSCR16CA – 16	16	63	25	25	20	60	10	25	TCMT16T308
240.0104.138	STSCL08CA – 09	8	32	10	17	8	25	4.5	10	TCMT090204
240.0105.138	STSCL10CA – 11	10	50	14	20	11	40	8	15	TCMT110208
240.0106.138	STSCL12CA – 16	12	55	20	20	15	50	8	20	TCMT16T308
240.0107.138	STSCL16CA – 16	16	63	25	25	20	60	10	25	TCMT16T308

F

小刀夹附件表
Accessories of Cartridges

规 格	径向调整螺钉 GB77–85	轴向调整螺钉 	刀 片 型 号	螺钉 	扳手 
06CA	M3X6	ZTL3–10	TCGT060102L	M2X5X60°	T6
06CA	M3X6	ZTL3–10	CPGT050204	M2.5X6X60°	T7
08CA	M3X6	ZTL3–10	CCMT060204	M2.5X6X60°	T7
08CA	M3X6	ZTL3–10	SCGT060204	M2.5X6X60°	T7
08CA	M3X6	ZTL3–10	TCMT090204	M2.5X6X60°	T7
10CA	M4X10	ZTL4–15	CCMT09T304	M4X9X60°	T15
10CA	M4X10	ZTL4–15	SCMT09T308	M4X9X60°	T15
10CA	M4X10	ZTL4–15	TCMT110204	M2.5X6X60°	T7
12CA	M4X16	ZTL4–15	CCMT120404	M5X11X60°	T20
12CA	M4X16	ZTL4–15	SCMT120408	M5X11X60°	T20
12CA	M4X16	ZTL6–18	TCMT16T308	M4X9X60°	T15
16CA	M6X20	ZTL6–18	CCMT120404	M5X11X60°	T20
16CA	M6X20	ZTL6–18	SCMT120408	M5X11X60°	T20
16CA	M6X20	ZTL6–18	TCMT16T308	M4X9X60°	T15

小刀夹安装型式
Mounting Types of Cartridges

轴向安装

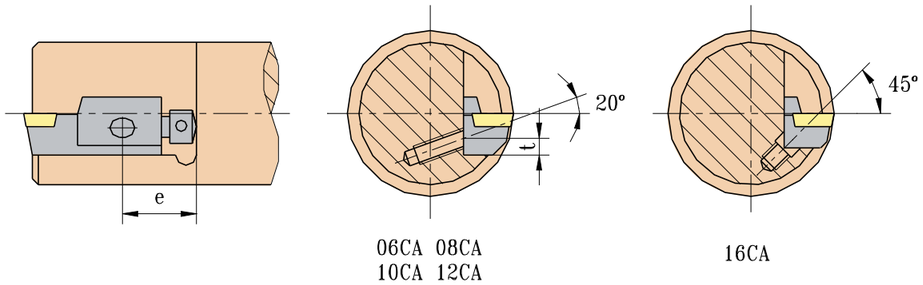

径向安装

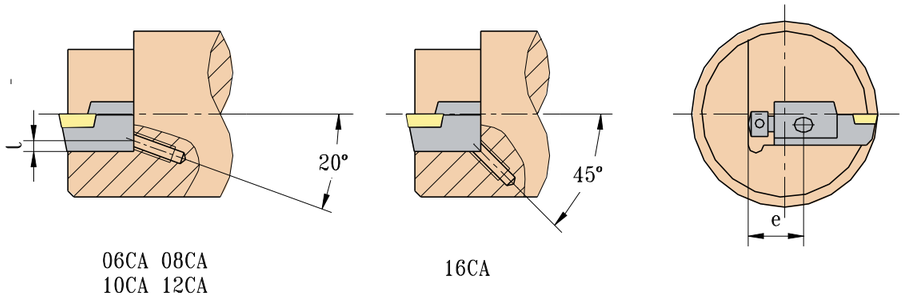

刀夹型号		06CA	08CA	10CA	12CA	16CA
安装尺寸	t	3.5	4.5	5	6	–
	e	12	17	20	20	25

可转位镗刀刀片外形尺寸

刀片型号	刀片尺寸			简图
	d	S	R	
TCGT060102L	4.0	1.8	7°	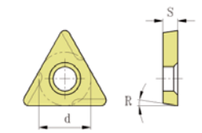
TPGT090204L	5.56	2.38	11°	
TPGT110304L	6.35	2.38	11°	
PD02381204	8.0	3.8	0.4	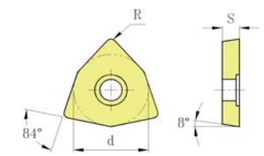
PD01381204	10.0	3.8	0.4	
PD1481204	12.0	4.8	0.4	
PD2531204	15.0	5.3	0.4	
PD3601208	17.6	6.0	0.8	
TCMT06T102	3.97	1.98	0.4	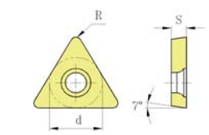
TCMT090204	5.56	2.38	0.4	
TCMT110208	6.35	2.38	0.8	
TCMT16T308	9.525	3.97	0.8	
CCMT060204	6.35	2.38	0.4	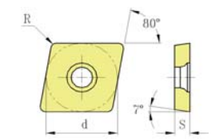
CCMT09T308	9.525	3.97	0.8	
CCMT120404	12.7	4.76	0.4	
WCMX040208	6.35	2.38	0.8	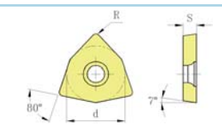
WCMX050308	7.94	3.18	0.8	
WCMX06T308	9.525	3.97	0.8	
SCGT060204	6.35	2.38	0.4	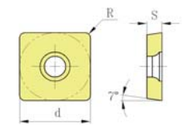
SCMT09T308	9.525	3.97	0.8	
SCMT120408	12.7	4.76	0.8	

CZG车削刀夹简介

CZG车削刀夹是我公司近几年开发的车削工具系统中的一部分，它是专门用于车削加工中心和数控车床的工具刀夹。使用该刀夹能使各种标准刀具（车刀、钻头等）安装到车削加工中心和数控车床上，使车床完成车、钻、铰、攻丝、镗等切削加工。

CZG刀夹柄部为圆柱加齿条结构，分6种型号，执行德国DIN69880标准。

我们除了按此样本提供系列产品外，还可按用户要求进行特殊设计配套供货。

CZG 车削刀夹
CZG Turning Tool Holders
哈量集团 HMCT GROUP

目 录

CZG 车削刀夹

CZG刀夹柄部标准……G01
轴向刀夹TC1型……G02
轴向刀夹TC2型……G02
轴向刀夹TC3型……G02
轴向刀夹TC4型……G03
径向刀夹TB1型……G03
径向刀夹TB2型……G03
径向刀夹TB3型……G04
径向刀夹TB4型……G04
径向刀夹TB5型……G04
径向刀夹TB6型……G05
径向刀夹TB7型……G05
径向刀夹TB8型……G05
双向刀夹AR1型……G06
双向刀夹AR2型……G06
双向刀夹AR3型……G06
双向刀夹AR4型……G07
弹簧夹头……G07
ER卡簧……G07
U型浅孔钻夹杆……G08
镗刀夹杆……G08
镗刀夹杆配用套筒……G09
带扁尾莫氏圆锥孔夹杆……G09

G

CZG刀夹柄部标准

GB/T.19448.1–2004(与ISO10889–1:1997/DIN69880–1:1994等效)

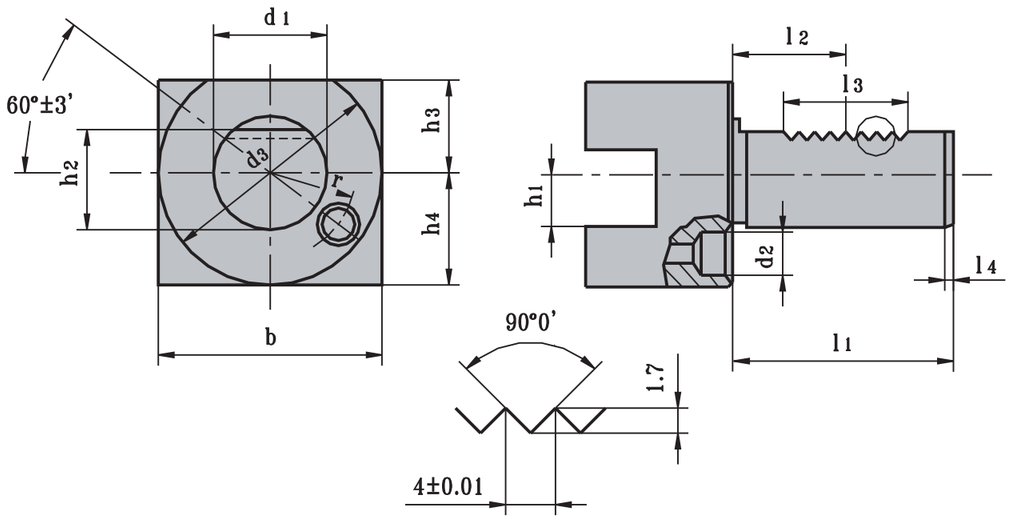

h1	b	d1 (h6)	d2 (H8)	d3	d2 ±0.05	h3 min	h4	r ±0.02	l1 max	l2 −0.25 −0.35	l3 max	l4 max
16	50	20	10	48	18	18	25	18	40	22	32	2
20	70	30	14	68	27	28	35	25	55	30	48	2
25	85	40	14	83	36	32.5	42.5	32	63	30	48	3
32	100	50	16	98	48	35	50	37	78	36	56	3
32	125	60	16	123	55	42.5	62.5	48	94	44	56	4
40	160	80	20	158	72	55	80	65	124	60	80	4

轴向刀夹TC1型

(C1型，纵向右刀夹)
Tool Holders Type TC1(with Rectangular Axial Seat, Right–hand)

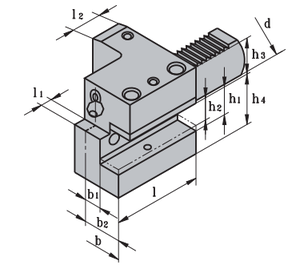

货号	型号	d	b	b1	b2	h1	h2	h3	h4	l	l1	l2
640.0001.193	CZG–TC1–2016	20	65	25.5	40	16	–	25	30	50	–	30
640.0002.193	CZG–TC1–3020	30	70	17	35	20	–	28	38	70	10	30
640.0003.193	CZG–TC1–4025	40	85	20.5	42.5	25	20	32.5	48	85	12.5	30
640.0004.193	CZG–TC1–5032	50	100	25.5	50	32	25	35	60	100	16	48
640.0005.193	CZG–TC1–6032	60	125	32.5	62.5	32	25	42.5	62.5	125	16	40

轴向刀夹TC2型

(C2型，纵向左刀夹)
Tool Holders Type TC2(with Rectangular Axial Seat, Left–hand)

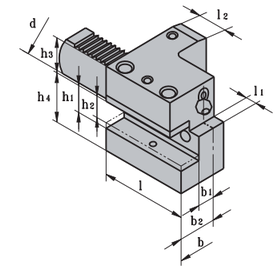

货号	型号	d	b	b1	b2	h1	h2	h3	h4	l	l1	l2
640.0010.193	CZG–TC2–2016	20	65	25.5	40	16	–	25	30	50	–	30
640.0011.193	CZG–TC2–3020	30	74	21	39	20	–	28	38	70	10	30
640.0012.193	CZG–TC2–4025	40	90	25.5	47.5	25	20	32.5	48	85	12.5	30
640.0013.193	CZG–TC2–5032	50	105	30.5	55	32	25	36	60	100	16	48
640.0014.193	CZG–TC2–6032	60	125	32.5	62.5	32	25	42.5	62.5	125	16	40

轴向刀夹TC3型

(C3型，纵向反切右刀夹)
Tool Holders Type TC3(with Rectangular Axial Seat,Overhead, Right–hand)

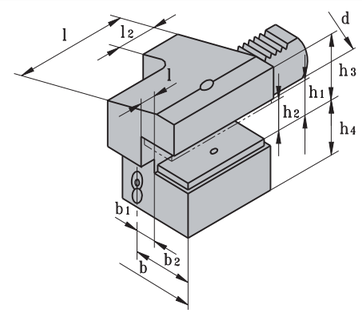

货号	型号	d	b	b1	b2	h1	h2	h3	h4	l	l1	l2
640.0020.193	CZG–TC3–2016	20	65	25.5	40	16	–	25	30	50	–	30
640.0021.193	CZG–TC3–3020	30	70	17	35	20	–	38	35	70	10	30
640.0022.193	CZG–TC3–4025	40	85	20.5	42.5	25	20	48	42.5	85	12.5	30
640.0023.193	CZG–TC3–5032	50	100	25.5	50	32	25	60	50	100	16	48
640.0024.193	CZG–TC3–6032	60	125	32.5	62.5	32	25	62.5	62.5	125	16	40

轴向刀夹TC4型

(C4型，纵向反切左刀夹)
Tool Holders Type TC4(with Rectangular Axial Seat,Overhead, Left–hand)

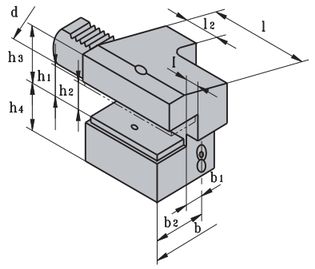

货号	型号	d	b	b1	b2	h1	h2	h3	h4	l	l1	l2
640.0030.193	CZG–TC4–2016	20	65	25.5	40	16	–	30	25	50	–	30
640.0031.193	CZG–TC4–3020	30	74	21	39	20	–	38	35	70	10	30
640.0032.193	CZG–TC4–4025	40	90	25.5	47.5	25	20	48	42.5	85	12.5	30
640.0033.193	CZG–TC4–5032	50	105	30.5	55	32	25	60	50	100	16	40
640.0034.193	CZG–TC3–6032	60	125	32.5	62.5	32	25	62.5	62.5	125	16	40

径向刀夹TB1型

(B1型，短型横向右刀夹)
Tool Holders Type TB1(with Rectangular Radial Seat, Right–hand,Short)

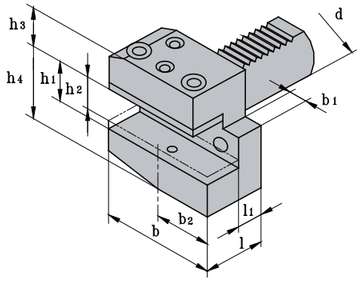

货号	型号	d	b	b1	b2	h1	h2	h3	h4	l	l1
640.0040.193	CZG–TB1–2016	20	55	7	25	16	–	25	30	32	18
640.0041.193	CZG–TB1–3020	30	70	10	35	20	–	28	38	40	22
640.0042.193	CZG–TB1–4025	40	85	12.5	42.5	25	20	32.5	48	44	22
640.0043.193	CZG–TB1–5032	50	100	16	50	32	25	35	60	55	30
640.0044.193	CZG–TB1–6032	60	125	16	62.5	32	25	42.5	62.5	60	30

径向刀夹TB2型

(B2型，短型横向左刀夹)
Tool Holders Type TB2(with Rectangular Radial Seat, Left–hand,Short)

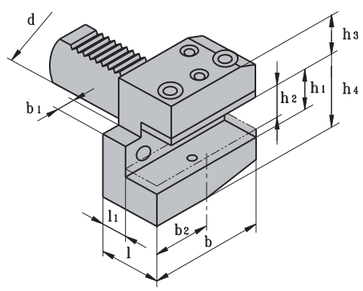

货号	型号	d	b	b1	b2	h1	h2	h3	h4	l	l1
640.0050.193	CZG–TB2–2016	20	55	7	25	16	–	25	30	32	18
640.0051.193	CZG–TB2–3020	30	70	10	35	20	–	28	38	40	22
640.0052.193	CZG–TB2–4025	40	85	12.5	42.5	25	20	32.5	48	44	22
640.0053.193	CZG–TB2–5032	50	100	16	50	32	25	35	60	55	30
640.0054.193	CZG–TB2–6032	60	125	16	62.5	32	25	42.5	62.5	60	30

径向刀夹TB3型

(B3型，短型横向反切右刀夹)
Tool Holders Type TB3(with Rectangular Radial Seat, Overhead,Right–hand,Short)

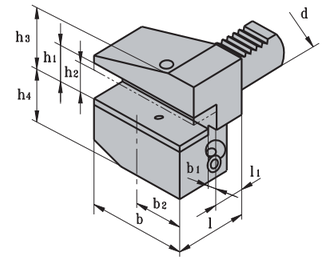

货号	型号	d	b	b1	b2	h1	h2	h3	h4	l	l1
640.0060.193	CZG–TB3–2016	20	55	7	30	16	–	30	30	32	18
640.0061.193	CZG–TB3–3020	30	70	10	35	20	–	38	35	40	22
640.0062.193	CZG–TB3–4025	40	85	12.5	42.5	25	20	48	42.5	44	22
640.0063.193	CZG–TB3–5032	50	100	16	50	32	25	60	50	55	30
640.0064.193	CZG–TB3–6032	60	25	16	62.5	32	25	62.5	62.5	60	30

径向刀夹TB4型

(B4型，短型横向反切左刀夹)
Tool Holders Type TB4(with Rectangular Radial Seat, Overhead,Left–hand,Short)

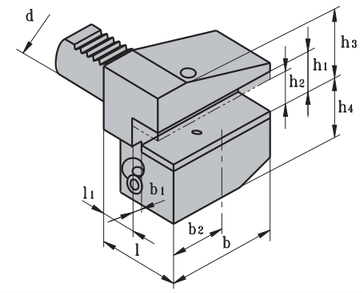

货号	型号	d	b	b1	b2	h1	h2	h3	h4	l	l1
640.0070.193	CZG–TB4–2016	20	55	7	30	16	–	30	25	32	18
640.0071.193	CZG–TB4–3020	30	70	10	35	20	–	38	35	40	22
640.0072.193	CZG–TB4–4025	40	85	12.5	42.5	25	20	48	42.5	44	22
640.0073.193	CZG–TB4–5032	50	100	16	50	32	25	60	50	55	30
640.0074.193	CZG–TB4–6032	60	25	16	62.5	32	25	62.5	62.5	60	30

径向刀夹TB5型

(B5型，长型横向右刀夹)
Tool Holders Type TB5(with Rectangular Radial Seat, Right–hand,Long)

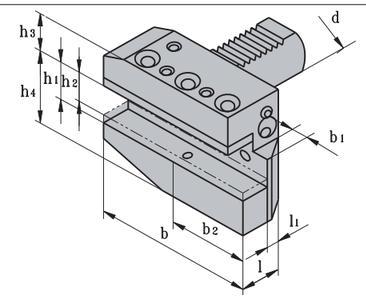

货号	型号	d	b	b1	b2	h1	h2	h3	h4	l	l1
640.0080.193	CZG–TB5–2016	20	75	7	50	16	–	25	30	32	18
640.0081.193	CZG–TB5–3020	30	100	10	65	20	–	28	38	40	22
640.0082.193	CZG–TB5–4025	40	118	12.5	75.5	25	20	32.5	48	44	22
640.0083.193	CZG–TB5–5032	50	130	16	80	32	25	35	60	55	30
640.0084.193	CZG–TB5–6032	60	145	16	82.5	32	25	42.5	62.5	60	30

径向刀夹TB6型

(B6型，长型横向左刀夹)
Tool Holders Type TB6(with Rectangular Radial Seat, Left–hand,Long)

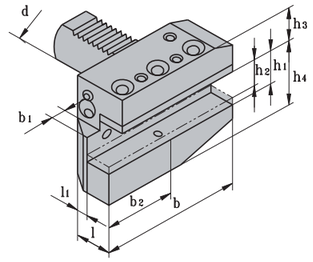

货号	型号	d	b	b1	b2	h1	h2	h3	h4	l	l1
640.0090.193	CZG–TB6–2016	20	75	7	50	16	–	25	30	32	18
640.0091.193	CZG–TB6–3020	30	100	10	65	20	–	28	38	40	22
640.0092.193	CZG–TB6–4025	40	118	12.5	75.5	25	20	32.5	48	44	22
640.0093.193	CZG–TB6–5032	50	130	16	80	32	25	35	60	55	30
640.0094.193	CZG–TB6–6032	60	145	16	82.5	32	25	42.5	62.5	60	30
640.0095.193	CZG–TB6–6040	60	145	16	82.5	40	–	42.5	62.5	80	40

径向刀夹TB7型

(B7型，长型横向反切右刀夹)
Tool Holders Type TB7(with Rectangular Radial Seat,Overhead, Right–hand,Long)

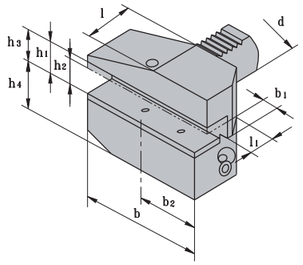

货号	型号	d	b	b1	b2	h1	h2	h3	h4	l	l1
640.0100.193	CZG–TB7–2016	20	75	7	50	16	–	30	25	32	18
640.0101.193	CZG–TB7–3020	30	100	10	65	20	–	38	35	40	22
640.0102.193	CZG–TB7–4025	40	118	12.5	75.5	25	20	48	42.5	44	22
640.0103.193	CZG–TB7–5032	50	130	16	80	32	25	60	50	55	30
640.0104.193	CZG–TB7–6032	60	145	16	80.5	32	25	62.5	62.5	60	30

径向刀夹TB8型

(B8型，长型横向反切左刀夹)
Tool Holders Type TB8(with Rectangular Radial Seat,Overhead, Left–hand,Long)

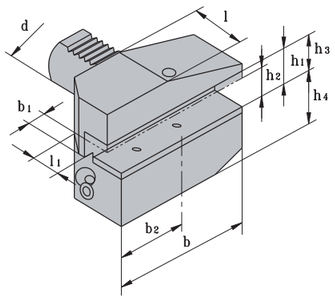

货号	型号	d	b	b1	b2	h1	h2	h3	h4	l	l1
640.0110.193	CZG–TB8–2016	20	75	7	50	16	–	30	25	32	18
640.0111.193	CZG–TB8–3020	30	100	10	65	20	–	38	35	40	22
640.0112.193	CZG–TB8–4025	40	118	12.5	75.5	25	20	48	42.5	44	22
640.0113.193	CZG–TB8–5032	50	130	16	80	32	25	60	50	55	30
640.0114.193	CZG–TB8–6032	60	145	16	82.5	32	25	62.5	62.5	60	30

双向(轴、径)刀夹AR1型

AR1 Type of Double Direction(Axis and Radial)

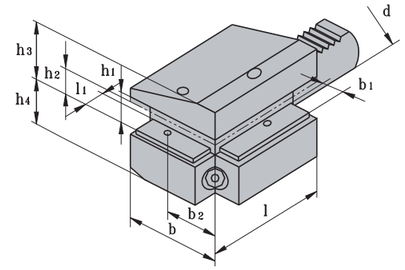

货号	型号	d	b	b1	b2	h1	h2	h3	h4	l	l1
640.0120.193	CZG–AR1–3020	30	70	18	35	20	16	38	35	70	18
640.0121.193	CZG–AR1–4025	40	85	22	42.5	25	20	48	42.5	100	22
640.0122.193	CZG–AR1–5032	50	100	25	50	32	25	60	50	120	22
640.0123.193	CZG–AR1–6032	60	125	30	62.5	32	25	62.5	62.5	135	30

双向(轴、径)刀夹AR2型

AR2 Type of Double Direction (Axis and Radial)

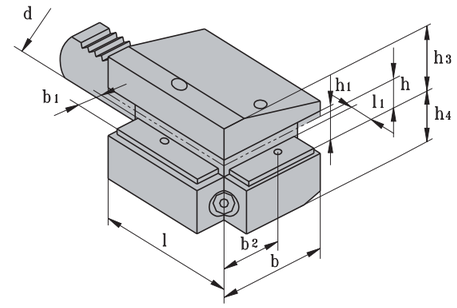

货号	型号	d	b	b1	b2	h1	h2	h3	h4	l	l1
640.0130.193	CZG–AR2–2016	20	65	14	40	16	–	30	32.5	50	14
640.0131.193	CZG–AR2–3020	30	74	18	39	20	16	38	35	70	18
640.0132.193	CZG–AR2–4025	40	90	22	47.5	25	20	48	42.5	100	22
640.0133.193	CZG–AR2–5032	50	105	25	55	32	25	60	50	120	25
640.0134.193	CZG–AR2–6032	60	125	30	62.5	32	25	62.5	62.5	135	30

双向(轴、径)刀夹AR3型

AR3 Type of Double Direction (Axis and Radial)

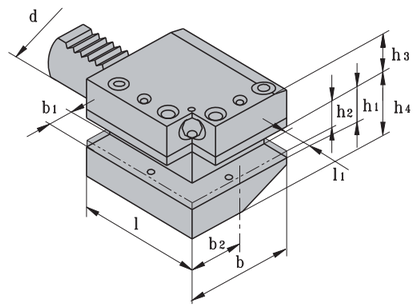

货号	型号	d	b	b1	b2	h1	h2	h3	h4	l	l1
640.0140.193	CZG–AR3–2016	20	65	14	40	16	–	25	30	50	14
640.0141.193	CZG–AR3–3020	30	74	18	39	20	–	28	38	70	18
640.0142.193	CZG–AR3–4025	40	90	22	47.5	25	20	32.5	48	100	22
640.0143.193	CZG–AR3–5032	50	105	25	55	32	25	35	60	120	25
640.014 4193	CZG–AR3–6032	60	125	30	62.5	32	25	42.5	62.5	135	30

双向(轴、径)刀夹AR4型
AR4 Type of Double Direction
(Axis and Radial)

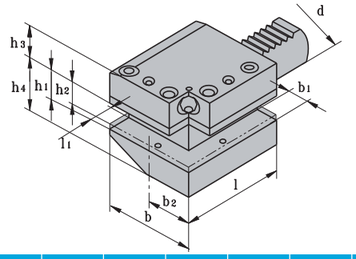

货号	型号	d	b	b1	b2	h1	h2	h3	h4	l	l1
640.0150.193	CZG–AR4–2016	20	65	14	40	16	–	25	30	50	14
640.0151.193	CZG–AR4–3020	30	70	18	39	20	–	28	38	70	18
640.0152.193	CZG–AR4–4025	40	85	22	42.5	25	20	32.5	48	100	22
640.0153.193	CZG–AR4–5032	50	100	25	50	32	25	35	60	120	25
640.0154.193	CZG–AR4–6032	60	125	30	62.5	32	25	42.5	62.5	135	30

弹簧卡头
Collet Chucks

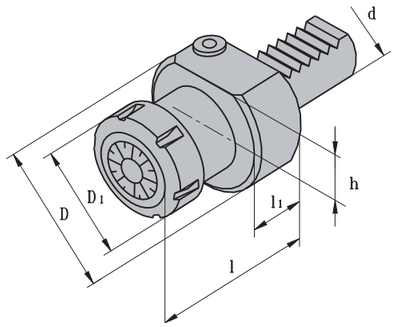

货号	型号	d	D	D1	h	l	h1	夹持直径	夹簧
640.0160.193	CZG – ER25 – 2055	20	50	42	25	55	–	3–16	ER25
640.0161.193	CZG – ER25 – 3075	30	68	42	28	75	22	3–16	ER25
640.0162.193	CZG – ER25 – 3055	30	68	42	28	55	22	3–16	ER25
640.0163.193	CZG – ER32 – 3075	30	68	50	28	75	22	3–20	ER32
640.0164.193	CZG – ER32 – 3055	30	68	50	28	55	22	3–20	ER32
640.0165.193	CZG – ER40 – 3075	30	68	63	28	75	22	3–26	ER40
640.0166.193	CZG – ER25 – 4075	40	83	42	32.5	75	22	3–16	ER25
640.0167.193	CZG – ER32 – 4075	40	83	50	32.5	75	22	3–20	ER32
640.0168.193	CZG – ER40 – 4075	40	83	63	32.5	75	22	3–26	ER40
640.0169.193	CZG – ER40 – 5090	50	98	63	35	90	30	3–26	ER40
640.0171.193	CZG – ER40 – 6090	60	123	63	42.5	90	30	3–26	ER40

ER卡簧
ER Collets

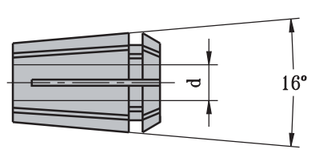

型号	规格（d）
ER25	3、4、5、6、7、8、9、10、11、12、13、14、15、16
ER32	3、4、5、6、7、8、9、10、11、12、13、14、15、16、17、18、19、20
ER40	3、4、5、6、7、8、9、10、11、12、13、14、15、16、17、18、19、20、21、22、23、24、25、26

U型浅孔钻夹杆
(钻削刀具用E1型刀夹)
Tool Holders for Drilling Tools

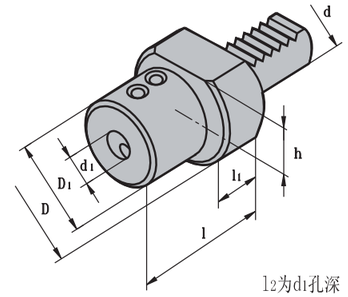

l2为d1孔深

货号	型号	d	d1	D	D1	h	l	l1	l2
640.0200.193	CZG – TUB – 2020	20	20	50	32	25	60	40	51
640.0201.193	CZG – TUB – 2025	20	25	50	40	25	66	40	56
640.0202.193	CZG – TUB – 3020	30	20	68	32	28	66	40	51
640.0203.193	CZG – TUB – 3025	30	25	68	40	28	71	40	56
640.0204.193	CZG – TUB – 3032	30	32	68	50	28	75	40	60
640.0205.193	CZG – TUB – 4020	40	20	83	32	32.5	66	40	51
640.0206.193	CZG – TUB – 4025	40	25	83	40	32.5	71	40	56
640.0207.193	CZG – TUB – 4032	40	32	83	50	32.5	75	40	60
640.0208.193	CZG – TUB – 4040	40	40	83	60	32.5	85	40	70
640.0209.193	CZG – TUB – 5020	50	20	98	32	35	66	40	51
640.0210.193	CZG – TUB – 5025	50	25	98	40	35	71	40	56
640.0211.193	CZG – TUB – 5032	50	32	98	50	35	75	40	60
640.0212.193	CZG – TUB – 5040	50	40	98	60	35	85	40	70
640.0213.193	CZG – TUB – 6020	60	20	123	32	42.5	66	40	51
640.0214.193	CZG – TUB – 6025	60	25	123	40	42.5	71	40	56
640.0215.193	CZG – TUB – 6032	60	32	123	50	42.5	75	40	60
640.0216.193	CZG – TUB – 6040	60	40	123	60	42.5	85	40	70

镗刀夹杆
(带圆柱柄车削刀具用E2型刀夹)
Tool Holders for Turning Tool
With Cylinder Shanks

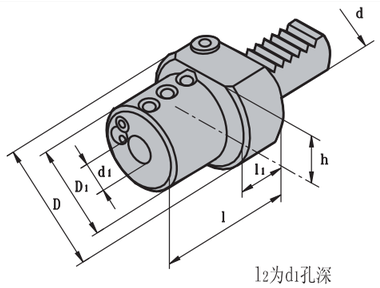

l2为d1孔深

货号	型号	d	D	D1	h	l	l1	l2	d1
640.0230.193	CZG – BSH – 2025	20	50	50	25	50	–	45	25
640.0231.193	CZG – BSH – 3016	30	68	55	28	60	22	95	16
640.0232.193	CZG – BSH – 3032	30	68	55	28	60	22	55	32
640.0233.193	CZG – BSH – 4020	40	83	55	32.5	75	22	130	20
640.0234.193	CZG – BSH – 4040	40	83	83	32.5	75	22	68	40
640.0235.193	CZG – BSH – 5032	50	98	68	35	90	30	150	32
640.0236.193	CZG – BSH – 5050	50	98	90	35	90	30	80	50
640.0237.193	CZG – BSH – 6032	60	123	68	42.5	100	30	170	32
640.0238.193	CZG – BSH – 6060	60	123	98	42.5	100	30	88	60

镗刀夹杆配用套筒
Reducers

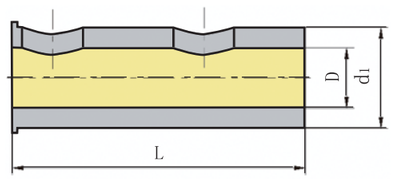

型号	d1	D(H8)	Lmax L
BSH2025 – 8	25	8	38
BSH2025 – 10	25	10	38
BSH2025 – 12	25	12	38
BSH2025 – 16	25	16	38
BSH2025 – 20	25	20	38
BSH3016 – 8	16	8	48
BSH3016 – 10	16	10	48
BSH3016 – 12	16	12	48
BSH3032 – 20	32	20	48
BSH3032 – 25	32	25	48
BSH4020 – 8	20	8	58
BSH4020 – 10	20	10	58

型号	d1	D(H8)	Lmax
Bsh4020 – 12	20	8	58
Bsh4020 – 16	20	10	58
Bsh4040 – 25	20	12	58
Bsh4040 – 30	40	16	61
Bsh4040 – 32	40	20	61
Bsh5040 – 12	32	8	73
Bsh50(60)32 – 16*	32	10	73
Bsh50(60)32 – 20*	32	12	73
Bsh50(60)32 – 25*	50	20	74
Bsh5050 – 40	50	25	74
Bsh6060 – 40	60	8	83
Bsh6060 – 50	60	10	83

注：订购套筒时需注明型号。其中带*的表示Bsh5032–d1与Bsh6032–d1通用。
例如：Bsh50(60)32–16表示Bsh5032和Bsh6032镗刀夹杆夹持Φ16直柄时均用此规格套筒。

G

带扁尾莫氏圆锥孔夹杆
(装扁尾锥柄的F型刀夹)
Tool Holders for Morse Taper with Flat Tang

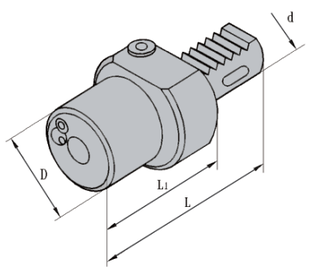

货　号	型　号	d	D	L	L1	莫氏锥度
640.0250.193	CZG – MK1 – 2001	20	50	62	22	1
640.0251.193	CZG – MK1 – 3001	30	52	80	25	1
640.0252.193	CZG – MK2 – 3002	30	58	97	42	2
640.0253.193	CZG – MK3 – 3003	30	68	121	66	3
640.0254.193	CZG – MK2 – 4002	40	58	97	34	2
640.0255.193	CZG – MK3 – 4003	40	68	121	58	3
640.0256.193	CZG – MK4 – 4004	40	72	151	88	4
640.0257.193	CZG – MK2 – 5002	50	58	103	25	2
640.0258.193	CZG – MK3 – 5003	50	68	121	43	3
640.0259.193	CZG – MK4 – 5004	50	72	151	73	4
640.0260.193	CZG – MK2 – 6002	60	58	119	25	2
640.0261.193	CZG – MK3 – 6003	60	68	121	27	3
640.0262.193	CZG – MK4 – 6004	60	72	151	57	4
640.0263.193	CZG – MK5 – 6005	60	84	188	94	5

目 录

机床功能部件及刀柄附件

定位芯轴……H01
过渡套……H01
精密莫氏变径套……H01
7:24圆锥检验棒……H02
莫氏圆锥检验棒……H02
7:24工具圆锥工作塞规……H02
7:24工具圆锥工作环规……H02
直柄小弹簧夹头……H03
ER夹簧……H03
可调锁紧楔……H03
内冷螺帽……H04
密封环……H05
弹性直夹套……H07
钻夹头刀杆……H08
自紧钻夹头……H08
TQC倾斜型粗镗刀……H09
TZC直角型粗镗刀……H09
TQW微调镗刀……H10
FTZW方型微调镗刀……H10
可调镗头刀柄配用镗刀……H11
丝锥夹套……H11
万能角度头……H12
直角角度头……H12
卸刀器……H13
轴向对刀器……H13
径向对刀器……H13

H

机床功能部件及刀柄附件

定位心轴
Location Shaft

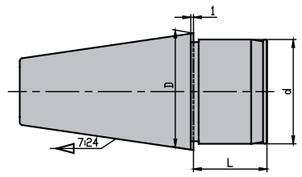

型　号	型　号	圆锥号	D	d	L
ST40/40－28	WST40/40–28	40	44.45	40	28
ST50/40－28	WST50/40–28	50	69.85	40	28
ST50/60－40	WST50/60–40	50	69.85	60	40
ST60/40－28	WST60/40–28	60	107.95	40	28
ST60/60－40	WST60/60–40	60	107.95	60	40

过渡套
Taper Reduction Sleeves

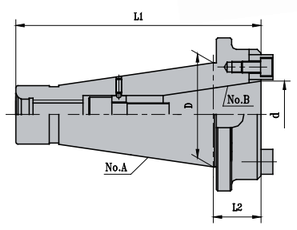

注：可非标设计自动夹紧过渡套

型　号	No.A	No.B	D	d	L1	L2
JT50－JT40	JT50	JT40	69.85	44.45	150	48
JT60－JT50	JT60	JT50	107.95	69.85	242	80
BT50－BT40	BT50	BT40	69.85	44.45	150	48
ST50－ST40	ST50	ST40	69.85	44.45	162	60
JT50－ST50	JT50	ST50	69.85	44.45	232	130
ST60－ST50	ST60	ST50	107.95	69.85	257	50
JT60－ST50	JT60	ST50	107.95	69.85	247	85

精密莫氏变径套
Precision Morse Taper Reduction Sleeves

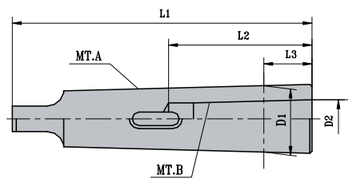

型　号	MT.A	D1	MT.B	D2	L1	L2
MT2－MT1	2	17.780	1	12.065	95	56
MT3－MT1	3	23.825	1	12.065	115	56
MT3－MT2	3	23.825	2	17.780	115	67
MT4－MT1	4	31.267	1	12.065	140	56
MT4－MT2	4	31.267	2	17.780	140	67
MT4－MT3	4	31.267	3	23.825	140	84
MT5－MT3	5	44.399	4	31.267	170	84
MT5－MT4	5	44.399	5	44.399	156	107
MT6－MT5	6	63.348	5	44.399	218	135

7:24圆锥检验棒
Test Bars with 7:24 Taper

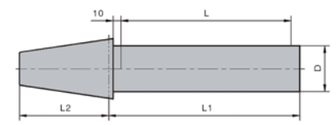

型　号	圆锥号	D	L	L1	L2	径向圆跳动
JYB40x40x200–I	40	40	200	235	68.4	0.003
JYB40x40x200–II	40	40	200	235	65.4	0.003
JYB50x63x200	50	63	200	235	101.8	0.003
JYB60x80x200	60	80	200	235	161.8	0.003
JYB40x40x300–I	40	40	300	335	68.4	0.003
JYB40x40x300–II	40	40	300	335	65.4	0.003
JYB50x63x300	50	63	300	335	101.8	0.003
JYB60x80x400	60	80	400	435	161.8	0.003

莫氏圆锥检验棒
Test Bars with Morse Taper

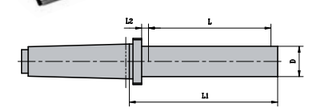

型　号	莫氏圆锥号	D	L	L_1	L_2	径向圆跳动
MS 2x150	2	24	150	175	5	0.003
MS 3x200	3	32	200	235	5	0.003
MS 4x300	4	40	300	335	10	0.003
MS 5x300	5	40	300	335	10	0.003
MS 6x300	6	63	300	335	10	0.003

7:24工具圆锥工作塞规（二级精度）
Working Plug Gauges of 7:24Taper

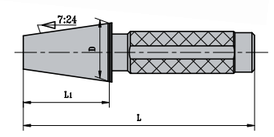

图　号	型 号	D	L	L1	重量 kg
A83217–034	30	31.75	150	48.4	0.70
A83217–035	40	44.45	176	65.4	1.34
A83217–036	45	57.15	195	82.8	2.36
A83217–037	50	69.85	220	101.8	4.10
A83217–039	60	107.95	290	161.8	8.00

7:24工具圆锥工作环规（二级精度）
Working Ring Gauges of 7:24 Tape

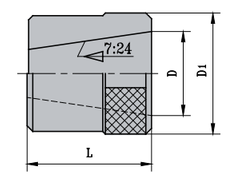

图　号	型 号	D	L	D1	重量 kg
A83227–034	30	31.75	48.4	58	0.82
A83227–035	40	44.45	65.4	64	1.17
A83227–036	45	57.15	82.8	80	2.39
A83227–037	50	69.85	101.8	95	3.82
A83227–039	60	107.95	161.8	140	12.3

直柄小弹簧夹头
Small Collet Chucks With Parallel Shanks

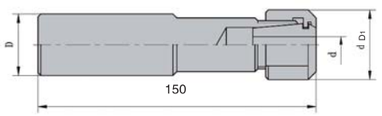

型　号	D	D1	d	勾扳手规格	配用卡簧
ZB20 – ER16	20	28	3~10	28~35	ER16
ZB20 – ER20	20	34	3~13	38~42	ER20
ZB25 – ER16	25	28	3~10	28~35	ER16
ZB25 – ER20	25	34	3~13	38~42	ER20
ZB25 – ER25	25	42	4~16	45~52	ER25
ZB32 – ER20	32	34	3~13	38~42	ER20
ZB32 – ER25	32	42	4~16	45~52	ER25
ZB32 – ER32	32	50	4~20	55~62	ER32

ER卡簧
ER Collet

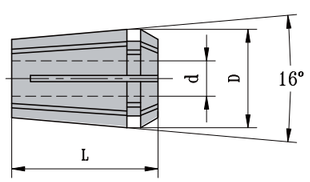

注：订货时须注明型号。如：ER32,孔Φ20。则注明：ER32–20

型　号	d	D	Lmax
ER16	3、4、5、6、7、8、9、10	17	27
ER20	3、4、5、6、7、8、9、10、11、12、13	21	31
ER25	3、4、5、6、7、8、9、10、11、12、13、14、15、16	26	35
ER32	3、4、5、6、7、8、9、10、11、12、13、14、15、16、17、18、19、20	33	40
ER40	3、4、5、6、7、8、9、10、11、12、13、14、15、16、17、18、19、20、21、22、23、24、25、26	41	46

可调锁紧楔
Adjustable Drawkeys

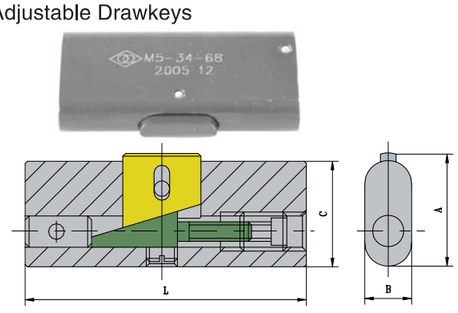

型　号	Amax	L	C	B
M5 – 34 – 68	37	68	35	12
M6 – 34 – 107	37	107	35	16
M6 – 34 – 88	37	88	35	16
K80 – 39.5 – 120	43	120	40	19
K80 – 39.5 – 145	43	145	40	19
K100 – 41 – 155	44.5	155	42	26
K120 – 48 – 190	52	190	50	31
K140 – 62 – 240	70	240	62	38

ER…C型–内冷夹紧螺帽
ER…C Clamping Nuts for Coolant Through Tools



图1

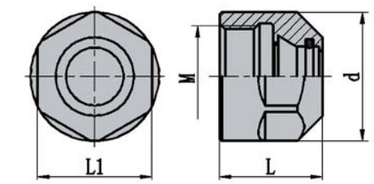

图2

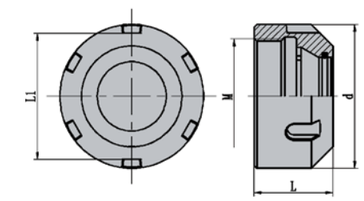

型 号	M	d	L	L1	配用密封垫圈	图例
ER16C	M22 x 1.5	28	22.5	17	DS/ER16	图 1
ER20C	M25 x 1.5	34	24.0	25	DS/ER20	图 1
ER25C	M32 x 1.5	42	25.0	36	DS/ER25	图 2
ER32C	M40 x 1.5	50	27.5	44	DS/ER32	图 2
ER40C	M50 x 1.5	63	30.5	57	DS/ER40	图 2

ER…C夹紧螺帽特色优势：

1.适用于直柄刀具，具有内冷却功能，夹紧螺帽搭配密封垫圈使用，等同于密封夹簧。

2.能够承受高达150bar的冷却液压力。

3.防止灰尘和切屑进入夹头。

4.夹紧螺帽适用于标准的ER夹簧。

ER…C型–内冷夹紧螺帽推荐拧紧扭矩

夹簧规格	夹持直径	推荐扭矩
ER16	3	20
ER16	4	40
ER16	5~10	56
ER20	3~6	32
ER20	7~13	80
ER25	3	24
ER25	4	56
ER25	5~7	80
ER25	8~16	104
ER32	3~20	136
ER40	3~26	176

注：推荐使用扭矩扳手，最大扭矩值应不超过推荐扭矩值的25%。

密封垫圈
Sealing Disks

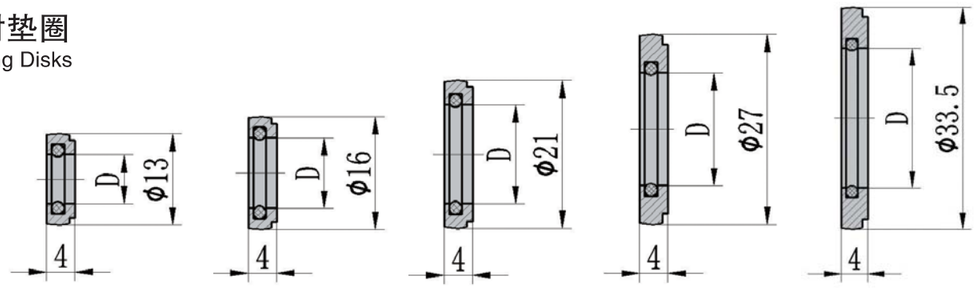

DS/ER 16　DS/ER 20　DS/ER 25　DS/ER 32　DS/ER 40

型　号	D
DS/ER16–3.0	3.0 - 2.5
DS/ER16–3.5	3.5 - 3.0
DS/ER16–4.0	4.0 - 3.5
DS/ER16–4.5	4.5 - 4.0
DS/ER16–5.0	5.0 - 4.5
DS/ER16–5.5	5.5 - 5.0
DS/ER16–6.0	6.0 - 5.5
DS/ER16–6.5	6.5 - 6.0
DS/ER16–7.0	7.0 - 6.5
DS/ER16–7.5	7.5 - 7.0
DS/ER16–8.0	8.0 - 7.5
DS/ER16–8.5	8.5 - 8.0
DS/ER16–9.0	9.0 - 8.5
DS/ER16–9.5	9.5 - 9.0
DS/ER16–10.0	10.0 - 9.5
DS/ER20–3.0	3.0 - 2.5
DS/ER20–3.5	3.5 - 3.0
DS/ER20–4.0	4.0 - 3.5
DS/ER20–4.5	4.5 - 4.0
DS/ER20–5.0	5.0 - 4.5
DS/ER20–5.5	5.5 - 5.0
DS/ER20–6.0	6.0 - 5.5
DS/ER20–6.5	6.5 - 6.0
DS/ER20–7.0	7.0 - 6.5
DS/ER20–7.5	7.5 - 7.0
DS/ER20–8.0	8.0 - 7.5
DS/ER20–8.5	8.5 - 8.0
DS/ER20–9.0	9.0 - 8.5
DS/ER20–9.5	9.5 - 9.0
DS/ER20–10.0	10.0 - 9.5
DS/ER20–10.5	10.5 - 10.0
DS/ER20–11.0	11.0 - 10.5

型　号	D
DS/ER20–11.5	11.5 - 11.0
DS/ER20–12.0	12.0 - 11.5
DS/ER20–12.5	12.5 - 11.0
DS/ER20–13.0	13.0 - 12.5
DS/ER25–3.0	3.0 - 2.5
DS/ER25–3.5	3.5 - 3.0
DS/ER25–4.0	4.0 - 3.5
DS/ER25–4.5	4.5 - 4.0
DS/ER25–5.0	5.0 - 4.5
DS/ER25–5.5	5.5 - 5.0
DS/ER25–6.0	6.0 - 5.5
DS/ER25–6.5	6.5 - 6.0
DS/ER25–7.0	7.0 - 6.5
DS/ER25–7.5	7.5 - 7.0
DS/ER25–8.0	8.0 - 7.5
DS/ER25–8.5	8.5 - 8.0
DS/ER25–9.0	9.0 - 8.5
DS/ER25–9.5	9.5 - 9.0
DS/ER25–10.0	10.0 - 9.5
DS/ER25–10.5	10.5 - 10.0
DS/ER25–11.0	11.0 - 10.5
DS/ER25–11.5	11.5 - 11.0
DS/ER25–12.0	12.0 - 11.5
DS/ER25–12.5	12.5 - 11.0
DS/ER25–13.0	13.0 - 12.5
DS/ER25–13.5	13.5 - 13.0
DS/ER25–14.0	14.0 - 13.5
DS/ER25–14.5	14.5 - 14.0
DS/ER25–15.0	15.0 - 14.5
DS/ER25–15.5	15.5 - 15.0
DS/ER25–16.0	16.0 - 15.5

注：适用于直柄内冷刀具,与ER…C内冷夹紧螺帽搭配使用,密封垫片的密封范围：0.5mm。

密封垫圈
Sealing Disk

型　号	D
DS/ER32–3.0	3.0 - 2.5
DS/ER32–3.5	3.5 - 3.0
DS/ER32–4.0	4.0 - 3.5
DS/ER32–4.5	4.5 - 4.0
DS/ER32–5.0	5.0 - 4.5
DS/ER32–5.5	5.5 - 5.0
DS/ER32–6.0	6.0 - 5.5
DS/ER32–6.5	6.5 - 6.0
DS/ER32–7.0	7.0 - 6.5
DS/ER32–7.5	7.5 - 7.0
DS/ER32–8.0	8.0 - 7.5
DS/ER32–8.5	8.5 - 8.0
DS/ER32–9.0	9.0 - 8.5
DS/ER32–9.5	9.5 - 9.0
DS/ER32–10.0	10.0 - 9.5
DS/ER32–10.5	10.5 - 10.0
DS/ER32–11.0	11.0 - 10.5
DS/ER32–11.5	11.5 - 11.0
DS/ER32–12.0	12.0 - 11.5
DS/ER32–12.5	12.5 - 11.0
DS/ER32–13.0	13.0 - 12.5
DS/ER32–13.5	13.5 - 13.0
DS/ER32–14.0	14.0 - 13.5
DS/ER32–14.5	14.5 - 14.0
DS/ER32–15.0	15.0 - 14.5
DS/ER32–15.5	15.5 - 15.0
DS/ER32–16.0	16.0 - 15.5
DS/ER32–16.5	16.5 - 16.0
DS/ER32–17.0	17.0 - 16.5
DS/ER32–17.5	17.5 - 17.0
DS/ER32–18.0	18.0 - 17.5
DS/ER32–18.5	18.5 - 18.0
DS/ER32–19.0	19.0 - 18.5
DS/ER32–19.5	19.5 - 19.0
DS/ER32–20.0	20.0 - 19.5
DS/ER40–3.0	3.0 - 2.5
DS/ER40–3.5	3.5 - 3.0
DS/ER40–4.0	4.0 - 3.5
DS/ER40–4.5	4.5 - 4.0
DS/ER40–5.0	5.0 - 4.5
DS/ER40–5.5	5.5 - 5.0

型　号	D
DS/ER40–6.0	6.0 - 5.5
DS/ER40–6.5	6.5 - 6.0
DS/ER40–7.0	7.0 - 6.5
DS/ER40–7.5	7.5 - 7.0
DS/ER40–8.0	8.0 - 7.5
DS/ER40–8.5	8.5 - 8.0
DS/ER40–9.0	9.0 - 8.5
DS/ER40–9.5	9.5 - 9.0
DS/ER40–10.0	10.0 - 9.5
DS/ER40–10.5	10.5 - 10.0
DS/ER40–11.0	11.0 - 10.5
DS/ER40–11.5	11.5 - 11.0
DS/ER40–12.0	12.0 - 11.5
DS/ER40–12.5	12.5 - 11.0
DS/ER40–13.0	13.0 - 12.5
DS/ER40–13.5	13.5 - 13.0
DS/ER40–14.0	14.0 - 13.5
DS/ER40–14.5	14.5 - 14.0
DS/ER40–15.0	15.0 - 14.5
DS/ER40–15.5	15.5 - 15.0
DS/ER40–16.0	16.0 - 15.5
DS/ER40–16.5	16.5 - 16.0
DS/ER40–17.0	17.0 - 16.5
DS/ER40–17.5	17.5 - 17.0
DS/ER40–18.0	18.0 - 17.5
DS/ER40–18.5	18.5 - 18.0
DS/ER40–19.0	19.0 - 18.5
DS/ER40–19.5	19.5 - 19.0
DS/ER40–20.0	20.0 - 19.5
DS/ER40–20.5	20.5 - 20.0
DS/ER40–21.0	21.0 - 20.5
DS/ER40–21.5	21.5 - 21.0
DS/ER40–22.0	22.0 - 21.5
DS/ER40–22.5	22.5 - 22.0
DS/ER40–23.0	23.0 - 22.5
DS/ER40–23.5	23.5 - 23.0
DS/ER40–24.0	24.0 - 23.5
DS/ER40–24.5	24.5 - 24.0
DS/ER40–25.0	25.0 - 24.5
DS/ER40–25.5	25.5 - 25.0
DS/ER40–26.0	26.0 - 25.5

弹性直夹套
Redution Sleeve

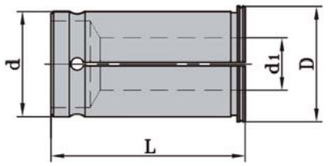

型　号	d	d1	D	L	型　号	d	d1	D	L
ZQH20 –4	20	4	23	53	ZQH32 –16	32	16	36	65
ZQH20 –5	20	5	23	53	ZQH32 –18	32	18	36	65
ZQH20 –6	20	6	23	53	ZQH32 –20	32	20	36	65
ZQH20 –8	20	8	23	53	ZQH32 –25	32	25	36	65
ZQH20 –10	20	10	23	53	ZQH40 –6	40	6	44	74
ZQH20 –12	20	12	23	53	ZQH40 –8	40	8	44	74
ZQH20 –14	20	14	23	53	ZQH40 –10	40	10	44	74
ZQH20 –16	20	16	23	53	ZQH40 –12	40	12	44	74
ZQH25 –4	25	4	28	60	ZQH40 –16	40	16	44	74
ZQH25 –5	25	5	28	60	ZQH40 –18	40	18	44	74
ZQH25 –6	25	6	28	60	ZQH40 –20	40	20	44	74
ZQH25 –8	25	8	28	60	ZQH40 –25	40	25	44	74
ZQH25 –10	25	10	28	60	ZQH40 –32	40	32	44	74
ZQH25 –12	25	12	28	60	ZQH50 –6	50	6	55	85
ZQH25 –14	25	14	28	60	ZQH50 –8	50	8	55	85
ZQH25 –16	25	16	28	60	ZQH50 –10	50	10	55	85
ZQH25 –18	25	18	28	60	ZQH50 –12	50	12	55	85
ZQH25 –20	25	20	28	60	ZQH50 –14	50	14	55	85
ZQH32 –5	32	5	36	65	ZQH50 –16	50	16	55	85
ZQH32 –6	32	6	36	65	ZQH50 –18	50	18	55	85
ZQH32 –8	32	8	36	65	ZQH50 –20	50	20	55	85
ZQH32 –10	32	10	36	65	ZQH50 –25	50	25	55	85
ZQH32 –12	32	12	36	65	ZQH50 –32	50	32	55	85
ZQH32 –14	32	14	36	65	ZQH50 –40	50	40	55	85

钻夹头刀杆
Drill Chuck Bars

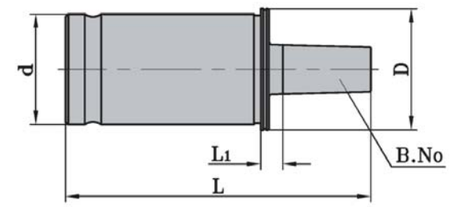

型　号	d	L	d1	D	莫氏短锥号 MT.NO	夹持范围
ZJT20–Z10 – 6	20	71	6	23	B10	0.6–6
ZJT20–Z12 – 6	20	75	6	23	B12	0.6–6 1–10
ZJT20–Z16 – 7.5	20	82	7.5	23	B16	1–10 1–13
ZJT25–Z12 – 6	25	82	6	28	B12	0.6–6 1–10
ZJT25–Z16 – 7.5	25	89	7.5	28	B16	1–10 1–13
ZJT25–Z18 – 7.5	25	97	7.5	28	B18	1–13 3–16
ZJT32–Z12 – 6.5	32	87	6.5	36	B12	0.6–6 1–10
ZJT32–Z16 – 8	32	94	8	36	B16	1–10 1–13
ZJT32–Z18 – 8	32	102	8	36	B18	1–13 3–16
ZJT32–Z22 – 8	32	110.5	8	36	B22	5–20
ZJT40–Z12 – 6.5	40	96	6.5	44	B12	0.6–6 1–10
ZJT40–Z16 – 8	40	103	8	44	B16	1–10 1–13
ZJT40–Z18 – 8	40	111	8	44	B18	1–13 3–16
ZJT40–Z22 – 8	40	119.5	8	44	B22	5–20
ZJT50–Z12 – 6.5	50	107	6.5	55	B12	0.6–6 1–10
ZJT50–Z16 – 8	50	114	8	55	B16	1–10 1–13
ZJT50–Z18 – 8	50	122	8	55	B18	1–13 3–16
ZJT50–Z22 – 8	50	130.5	8	55	B22	5–20

自紧钻夹头
Drilling Chuck

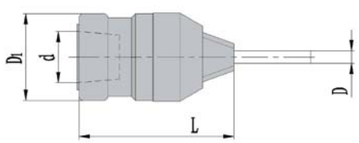

型　号	夹持范围D	D1	d	L
JZM6	0.6~6	31	B10	64
JZM10	1~10	42	B12	91
JZM13	1~13	48	B16	106
JZM16	3~16	53	B18	108

TQC倾斜型粗镗刀
TQC Square Bits

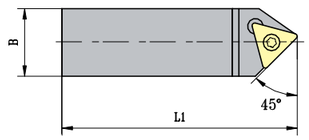

型　　号	镗孔范围D	配用顶丝	L1	□B	刀片型号	刀片螺钉	扳手
TQC8－30 －45－L	Φ25－Φ38	M6	30	8	TCGT060102L	M2X5X60°	T6
TQC8－37 －45－L	Φ30－Φ42	M6	37	8	TCGT060102L	M2X5X60°	T6
TQC10－48 －45－L	Φ38－Φ50	M8	48	10	TPGT090204L	M2.5X6X60°	T7
TQC10－53 －45－L	Φ42－Φ56	M8	53	10	TPGT090204L	M2.5X6X60°	T7
TQC13－63 －45－L	Φ50－Φ65	M10	63	13	TCMT110204	M2.5X6X60°	T7
TQC16－79 －45－L	Φ62－Φ90	M12	79	16	TCMT110204	M2.5X6X60°	T7
TQC19－90 －45－L	Φ72－Φ110	M12	90	19	TCMT16T308	M4X9X60°	T15
TQC19－116－45－L	Φ90－Φ125	M12	116	19	TCMT16T308	M4X9X60°	T15

TZC直角型粗镗刀
TZC Square Bits

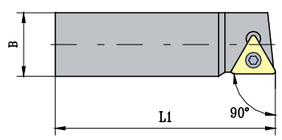

型　　号	镗孔范围D	配用顶丝	L1	□B	刀片型号	刀片螺钉	扳手
TZC 8－20－90－L	Φ25－Φ50	M6	20	8	TCGT060102L	M2X5X60°	T6
TZC 8－29－90－L	Φ25－Φ50	M6	29	8	TCGT060102L	M2X5X60°	T6
TZC10－32－90－L	Φ38－Φ70	M8	32	10	TPGT090204L	M2.5X6X60	T7
TZC10－49－90－L	Φ38－Φ70	M8	49	10	TPGT090204L	M2.5X6X60°	T7
TZC13－43 －90－L	Φ50－Φ90	M10	43	13	TCMT110204	M2.5X6X60	T7
TZC13－64－90－L	Φ50－Φ90	M10	64	13	TCMT110204	M2.5X6X60°	T7
TZC16－53－90－L	Φ62－Φ115	M12	53	16	TCMT110204	M2.5X6X60°	T7
TZC16－80－90－L	Φ62－Φ115	M12	80	16	TCMT110204	M2.5X6X60°	T7
TZC19－62－90－L	Φ72－Φ135	M12	62	19	TCMT16T308	M4X9X60°	T15
TZC19－90－90－L	Φ72－Φ135	M12	90	19	TCMT16T308	M4X9X60°	T15
TZC19－79－90－L	Φ90－Φ150	M12	79	19	TCMT16T308	M4X9X60°	T15
TZC19－113－90－L	Φ90－Φ150	M12	113	19	TCMT16T308	M4X9X60°	T15
TZC25－91－90－L	Φ105－Φ190	M16	91	25	TCMT16T308	M4X9X60°	T15
TZC25－136－90－L	Φ105－Φ190	M16	136	25	TCMT16T308	M4X9X60°	T15

TQW微调镗刀
TQW Micro–adjustable Boring Bits

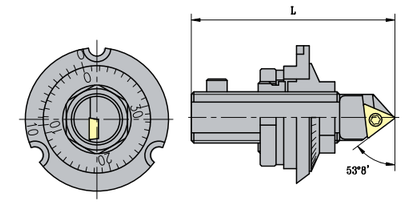

型　号	镗孔范围D	配用顶丝	L	刀片型号	刀片螺钉	扳手
TQW38	Φ38－Φ50	M6	40	TCGT060102L	M2X5X60°	T6
TQW48	Φ48－Φ65	M6	50	TCGT060102L	M2X5X60°	T6
TQW62	Φ62－Φ85	M8	68	TCMT110204	M2.5X6X60°	T7
TQW82	Φ82－Φ110	M8	85	TCMT110204	M2.5X6X60°	T7
TQW105	Φ105－Φ140	M10	110	TCMT16T308	M4X9X60°	T15
TQW135	Φ135－Φ200	M10	130	TCMT16T308	M4X9X60°	T15

FTZW方型微调镗刀
FTZW SQUARE TYPE MICROADJUSTING BORING CUTTER

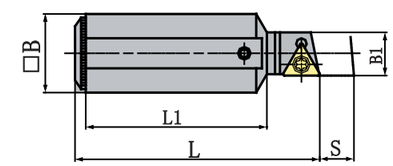

型　号	L	L1	S	B	B1	刀片	螺钉	扳手	重量（kg）
FTZW16–40–9	46	40	10.5	16	9	TPGT090204L	M2.5X6X60°	T7	0.08
FTZW16–50–9	56	50	10.5	16	9	TPGT090204L	M2.5X6X60°	T7	0.09
FTZW16–63–9	69	63	10.5	16	9	TPGT090204L	M2.5X6X60°	T7	0.13
FTZW20–63–10	72	63	12.5	16	11	TCMT110204HF	M2.5X6X60°	T7	0.21
FTZW20–80–11	90	80	17.5	20	11	TCMT110204HF	M2.5X6X60°	T7	0.25
FTZW20–100–11	110	100	17.5	20	11	TCMT110204HF	M2.5X6X60°	T7	0.3
FTZW25–80–11	92	80	17.5	20	11	TCMT110204HF	M2.5X6X60°	T7	0.4
FTZW25–100–11	112	100	17.5	20	11	TCMT110204HF	M2.5X6X60°	T7	0.8
FTZW32–100–18	121	100	28	25	18	TCMT16T308HF	M4X9X60°	T15	1.0
FTZW32–125–18	146	125	28	32	18	TCMT16T308HF	M4X9X60°	T15	1.3
FTZW32–160–18	181	160	28	32	18	TCMT16T308HF	M4X9X60°	T15	1.6
FTZW40–160–24	181	160	29	40	24	TCMT16T308HF	M4X9X60°	T15	1.9

可调镗头刀柄配用镗刀
Boring Cutters for Adjustable Boring Heads

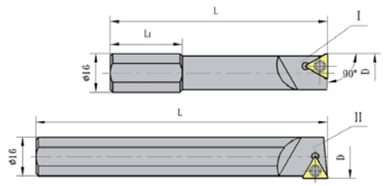

型 号	L	L1	D	型 式	装夹形式	配用刀片	配用螺钉	扳手
TD1-16-50	50	30	8	I	轴 向	TCGT060102L	M2X5X60°	T6
TD2-16-90	90	30	16	I	轴 向	TPGT110204L	M3X7X60°	T8
TD3-16-100	100	30	30	I	轴 向	TPGT110204L	M3X7X60°	T8
TD4-16-140	140	30	17	II	径 向	TPGT110204L	M3X7X60°	T8

丝锥夹套
Tapping Holders

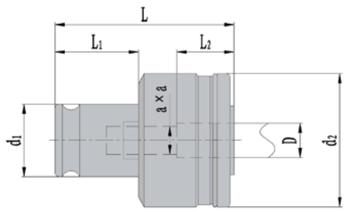

型 号	d1	d2	L	L1	L2	a	D	配用丝锥 GB/T3464-2007	
								粗柄	细柄
G3-M3	19	35	48	23	21	1.8	2.24	–	M3
G3-M4	19	35	48	23	21	2.5	3.15	M3	M4
G3-M5	19	35	48	23	21	3.15	4	M4	M5、M5.5
G3-M6	19	35	48	23	21	3.55	4.5	M4.5	M6
G3-M8	19	35	48	23	21	5	6.3	M6	M8
G3-M10	19	35	48	23	21	6.3	8	M8	M10、M11
G3-M12	19	35	48	23	21	7.1	9	M9	M12
G8-M8	31	54	71	37	34	5	6.3	M6	M8
G8-M9	31	54	71	37	34	5.6	7.1	M7	M9
G8-M10	31	54	71	37	34	6.3	8	M8	M10、M11
G8-M12	31	54	71	37	34	7.1	9	M9	M12
G8-M14	31	54	71	37	34	9	11.2	–	M14、M15
G8-M16	31	54	71	37	34	10	12.5	–	M16、M17
G8-M20	31	54	71	37	34	11.2	14	–	M18、M20
G14-M14	48	75	102	57	45	9	11.2	–	M14、M15
G14-M16	48	75	102	57	45	10	12.5	–	M16、M17
G14-M18	48	75	102	57	45	11.2	14	–	M18、M20
G14-M22	48	75	102	57	45	12.5	16	–	M22
G14-M24	48	75	102	57	45	14	18	–	M24、M25、M26
G14-M27	48	75	102	57	45	16	20	–	M27、M28、M30
G14-M33	48	75	102	57	45	18	22.4	–	M32、M33

直角角度头
Square Angular Tool Holders

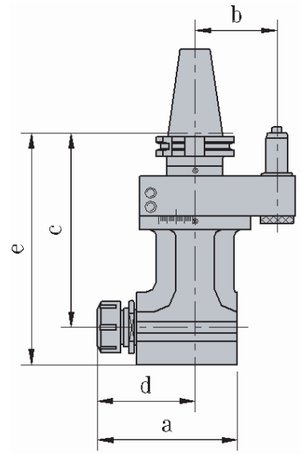

型 号	a	b	c	d	e	夹簧	传动比	最高转速	最大扭矩	夹持直径	刀具旋转方向	重量Kg
JT(BT)40-T90cn-ER25	110	65	150	75	179	ER25	1:1	2000RPM	18Nm	3～16	与机床主轴相同	6kg
JT(BT)50-T90cn-ER32	146	80	160 (165)	100	197.5 (202.5)	ER32	1:1	2000 RPM	32Nm	3～20	与机床主轴相同	11kg

万能角度头
Master Angular Tool Holders

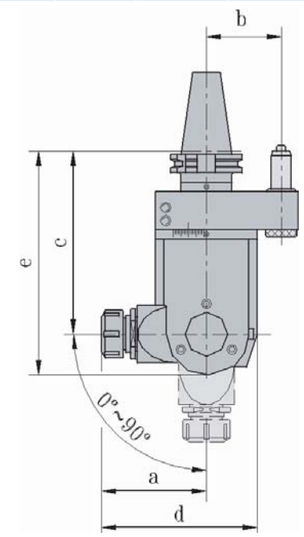

型 号	a	b	c	d	e	夹簧	传动比	最高转速	最大扭矩	夹持直径	刀具旋转方向	重量Kg
JT(BT)40-TCUcn-ER25	96	65	150	141	183	ER25	1:1	2000RPM	15Nm	3～16	与机床主轴相反	7kg
JT(BT)50-TCUcn-ER32	104	80	160 (165)	159	201 (206)	ER32	1:1	2000 RPM	29Nm	3～20	与机床主轴相反	13.5kg

注：角度头作为一种机床附件,无需改变机床结构就可以增加加工范围和适应性，使一些用传统方法难以完成的加工得以实现，并能减少工件重复装夹，提高加工精度和效率。被广泛应用于航空、汽车、模具等机械加工的各个领域。

1、加工斜孔的轴线与机床X、Y、Z轴中任一轴平行时，机床应具有两轴以上联动功能方可使用。

2、加工斜孔的轴线与机床X、Y、Z轴均不平行时，机床应具有三轴以上联动功能方可使用。

3、在工作前角度头需要在 500转/分 预运转10分钟。

4、角度头工作温度为50°C。

卸刀器
Tool Mounting Fixture



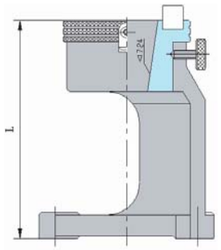

型　号	7：24锥度可换套	应用范围	L
XDQ7：24－30#	30	30#　锥柄	200
XDQ7：24－40#	40	40#　锥柄	200
XDQ7：24－45#	45	45#　锥柄	200
XDQ7：24－50#	50	50#　锥柄	200
XDQ7：24－60#	60	60#　锥柄	250

轴向对刀器 型号：SL001
Axial Tool Adjusters

使用说明

1、首先用手按压住校对棒压下侧头，使侧头与基准面处于同一平面。同时调整百分表刻度盘，使其归零。

2、再分别用参与加工的刀具压下侧头，使百分表归零，这时各个刀具与机床工作台距离都为120mm。

径向对刀器（寻边器）型号：SL002
Tool Adjusters Radial

注意事项

1、不要弯曲，拉伸。

2、使用最高转速不得超过600rpm。

3、滑动面不允许有灰尘。

使用方法：

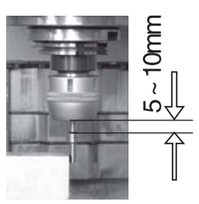

图(1)

1、用能够夹持Φ10直柄的强力铣夹头或弹簧夹头，夹紧此测量杆。如图1


图(2)

2、用手轻轻按测头侧面，使其偏心0.5mm。如图2，转速采用400–580rpm，使测头接触工件端面。


图(3)

3、如图3所示，使测头无径向圆跳动，即恰好静止。


图(4)

4、再以微进给使之与工件接触上，如图4所示，测头向一侧滑动，这滑动起始点即是所测的基准位。机床上显示的实际坐标减去测头半径5mm，即为工件主体端面坐标位置。

目录

外圆车刀系列

外圆车刀型号编码说明……J01
内孔车刀型号编码说明……J02
75°　双重压紧式外圆车刀MCBNR/L……J03
91°　双重压紧式外圆车刀MCFNR/L……J04
91°　双重压紧式外圆车刀MCGNR/L……J05
75°　双重压紧式外圆车刀MCKNR/L……J06
95°　双重压紧式外圆车刀MCLNR/L……J07
50°　双重压紧式外圆车刀MCMNN……J08
40°　双重压紧式外圆车刀MCMNN–100……J09
45°　双重压紧式外圆车刀MCSNR/L……J10
93°　双重压紧式外圆车刀MDJNR/L……J11
62.5°　双重压紧式外圆车刀MDPNN……J12
107.5°　双重压紧式外圆车刀MDQNR/L……J13
75°　双重压紧式外圆车刀MSBNR/L……J14
45°　双重压紧式外圆车刀MSDNN……J15
75°　双重压紧式外圆车刀MSKNR/L……J16
45°　双重压紧式外圆车刀MSSNR/L……J17
75°　双重压紧式外圆车刀MTBNR/L……J18
60°　双重压紧式外圆车刀MTENN……J19
91°　双重压紧式外圆车刀MTFNR/L……J20
91°　双重压紧式外圆车刀MTGNR/L……J21
93°　双重压紧式外圆车刀MTJNR/L……J22
105°　双重压紧式外圆车刀MTQNR/L……J23
93°　双重压紧式外圆车刀MVJNR/L……J24
117.5°　双重压紧式外圆车刀MVQNR/L……J25
95°　双重压紧式外圆车刀MVUNR/L……J26
95°　双重压紧式外圆车刀MWLNR/L……J27
95°　杠杆压紧式外圆车刀PCLNR/L……J28
93°　杠杆压紧式外圆车刀PDJNR/L……J29
91°　杠杆压紧式外圆车刀PTFNR/L……J30
75°　杠杆压紧式外圆车刀PSBNR/L……J31
75°　杠杆压紧式外圆车刀PSKNR/L……J32
45°　杠杆压紧式外圆车刀PSSNR/L……J33
91°　杠杆压紧式外圆车刀PTGNR/L……J34
95°　杠杆压紧式外圆车刀PWLNR/L……J35
90°　螺钉压紧式外圆车刀SCACR/L……J36
75°　螺钉压紧式外圆车刀SCBCR/L……J37
91°　螺钉压紧式外圆车刀SCFCR/L……J38
75°　螺钉压紧式外圆车刀SCKCR/L……J39
95°　螺钉压紧式外圆车刀SCLCR/L……J40
50°　螺钉压紧式外圆车刀SCMCN……J41
40°　螺钉压紧式外圆车刀SCMCN–100……J42
90°　螺钉压紧式外圆车刀SDACR/L……J43
93°　螺钉压紧式外圆车刀SDJCR/L……J44
91°　螺钉压紧式外圆车刀SDFCR/L……J45
62.5°　螺钉压紧式外圆车刀SDNCN……J46
107.5°　螺钉压紧式外圆车刀SDQCR/L……J47
螺钉压紧式外圆车刀SRDCN……J48
75°　螺钉压紧式外圆车刀SSBCR/L……J49
45°　螺钉压紧式外圆车刀SSDCN……J50
75°　螺钉压紧式外圆车刀SSKCR/L……J51
45°　螺钉压紧式外圆车刀SSSCR/L……J52
91°　螺钉压紧式外圆车刀STGCR/L……J53
91°　螺钉压紧式外圆车刀STFCR/L……J54
93°　螺钉压紧式外圆车刀STJCR/L……J55
60°　螺钉压紧式外圆车刀STWCR/L……J56
93°　螺钉压紧式外圆车刀SVJBR/L……J57
93°　螺钉压紧式外圆车刀SVJCR/L……J58
107.5°　螺钉压紧式外圆车刀SVQBR/L……J59
107.5°　螺钉压紧式外圆车刀SVQCR/L……J60
72.5°　螺钉压紧式外圆车刀SVVBN……J61
72.5°　螺钉压紧式外圆车刀SVVCN……J62
95°　螺钉压紧式外圆车刀SVUBR/L……J63
95°　螺钉压紧式外圆车刀SVUCR/L……J64

J

目录

内孔车刀系列

75° 双重压紧式内孔车刀MCKNR/L……J65
95° 双重压紧式内孔车刀MCLNR/L……J66
50° 双重压紧式内孔车刀MCWNR/L……J68
107.5° 双重压紧式内孔车刀MDQNR/L……J69
95° 双重压紧式内孔车刀MDUNR/L……J70
93° 双重压紧式内孔车刀MDZNR/L……J71
62.5° 双重压紧式内孔车刀MDWNR/L……J72
75° 双重压紧式内孔车刀MSKNR/L……J73
91° 双重压紧式内孔车刀MTFNR/L……J74
117° 双重压紧式内孔车刀MTJNR/L……J75
95° 双重压紧式内孔车刀MTUNR/L……J76
95° 双重压紧式内孔车刀MTUNR/L–R……J77
60° 双重压紧式内孔车刀MTWNR/L……J78
117.5° 双重压紧式内孔车刀MVQNR/L……J79
95° 双重压紧式内孔车刀MVUNR/L……J80
139° 双重压紧式内孔车刀MVXNR/L……J81
105° 双重压紧式内孔车刀MTQNR/L……J82
95° 双重压紧式内孔车刀MWLNR/L……J83
75° 螺钉压紧式内孔车刀SCKCR/L……J84
95° 螺钉压紧式内孔车刀SCLCR/L……J85
93° 螺钉压紧式内孔车刀SCZCR/L……J87
107.5° 螺钉压紧式内孔车刀SDQCR/L……J88
95° 螺钉压紧式内孔车刀SDUCR/L……J89
62.5° 螺钉压紧式内孔车刀SDWCR/L……J90
93° 螺钉压紧式内孔车刀SDZCR/L……J91
75° 螺钉压紧式内孔车刀SSKCR/L……J92
45° 螺钉压紧式内孔车刀SSSCR/L……J93
91° 螺钉压紧式内孔车刀STFCR/L……J94
95° 螺钉压紧式内孔车刀STUCR/L……J96
60° 螺钉压紧式内孔车刀STWCR/L……J98
93° 螺钉压紧式内孔车刀SVJBR/L……J100
93° 螺钉压紧式内孔车刀SVJCR/L……J101
117.5° 螺钉压紧式内孔车刀SVQBR/L……J102
117.5° 螺钉压紧式内孔车刀SVQCR/L……J103
96° 螺钉压紧式内孔车刀SVXBR/L……J104
96° 螺钉压紧式内孔车刀SVXCR/L……J105
95° 螺钉压紧式内孔车刀SVUBR/L……J106
95° 螺钉压紧式内孔车刀SVUCR/L……J107
72.5° 螺钉压紧式内孔车刀SVWBR/L……J108
72.5° 螺钉压紧式内孔车刀SVWCR/L……J109
93° 螺钉压紧式内孔车刀SVZBR/L……J110
95° 螺钉压紧式内孔车刀SWLCR/L……J111

目录

螺纹车刀系列

外螺纹车刀SER/L……J112
内螺纹车刀SNR/L……J114

切槽切断车刀系列

外圆切槽刀MGEHR/L……J116
内孔切槽刀MGIVR/L……J119

外圆车刀型号编码说明
External Tool Holder Code System

P	S	K	N	R	25	25	–	M	12
1	2	3	4	5	6	7		8	9

1 刀片夹紧方式

顶部压紧	顶部与杠杆双重夹紧（多重夹紧，上压，上压销）	顶部和销孔双重压紧（多重压紧，定位销，上压）	杠杆压紧（杆销锁紧）	螺丝销紧	顶部与销孔双重夹紧（楔块，定位销，上压）
C	A	M	P	S	W

2 刀片形状

80°	55°	75°	55°					35°	80°
C	D	E	K	L	R	S	T	V	W

3 刀杆类型

75°	45°	60°	90°	90°	93°	75°
B	D	E	F	G	J	K

95° 95°	63°	75°	45°	60°	72.5°	85°
L	N	R	S	T	V	Y

4 刀片后角

5°	7°	15°	20°
B	C	D	E

25°	0°	11°
F	N	P

5 刀杆方向

L	N	R

6 刀杆高度

H

7 刀杆宽度

W

8 刀杆长度

l

A - 32	H - 100	Q - 180	X-Special Item
B - 40	J - 110	R - 200	
C - 50	K - 125	S - 250	
D - 60	L - 140	T - 300	
E - 70	M - 150	U - 350	
F - 80	N - 160	V - 400	
G - 90	P - 170	W - 450	

9 切削刃长度

A.B.K	C.D.E M.V	H	L	O
l	l	l	l	l

P	R	S	T	W
l	l	l	l	l

J

内孔车刀型号编码说明
Boring Bar Code System

S	12	M	–	S	T	F	P	R	–	11
1	2	3		4	5	6	7	8		9

1 刀杆类型

- “A” 内冷孔钢刀杆
- “E” 硬质合金杆、钢制刀头、内冷孔
- “C” 硬质合金杆
- “S” 钢刀杆
- “X” 特殊刀杆

2 刀杆直径

d

3 刀杆长度

L

长 度	(mm)
H	100
J	110
K	125
M	150
N	160
Q	180
R	200
S	250
T	300
U	350
V	400
W	450
Y	500

4 刀片夹紧方式

C	A
M	P
S	

5 刀片形状

C	D	K	S	T	V	W

6 刀杆偏角

95°	91°	95°
L	F	U

75° 95°	107.5°	93° (95°)
K	Q	Z

93°	60°
J	W

7 刀片后角

5°	7°
B	C

0°	11°
N	P

8 刀杆方向

R	L

9 切削刃长度

C	D	K
l	l	l

S	T	V	W
l	l	l	l

J

MCBNR/L

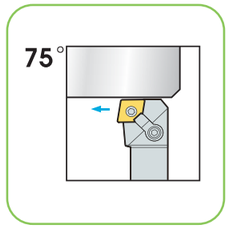

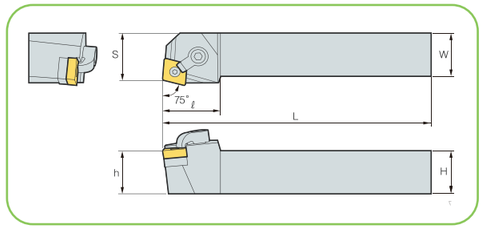

货　号	型　号	H	W	L	l	h	s
940.0001.146	MCBNR2020K12	20	20	125	32	20	17
941.0001.146	MCBNL2020K12	20	20	125	32	20	17
940.0002.146	MCBNR2525M12	25	25	150	32	25	22
941.0002.146	MCBNL2525M12	25	25	150	32	25	22
940.0003.146	MCBNR3232P12	32	32	170	32	32	27
941.0003.146	MCBNL3232P12	32	32	170	32	32	27
940.0004.146	MCBNR3232P16	32	32	170	40	32	27
941.0004.146	MCBNL3232P16	32	32	170	40	32	27
940.0005.146	MCBNR3232P19	32	32	170	40	32	27
941.0005.146	MCBNL3232P19	32	32	170	40	32	27

型　号	刀　片	刀　垫	销　钉	压　板	双头螺钉	扳 手
MCBNR2020K12	CN□□1204□□	MC1204	CTM617	HL1814	ML0625	L2.5,L3.0
MCBNL2020K12	CN□□1204□□	MC1204	CTM617	HL1814	ML0625	L2.5,L3.0
MCBNR2525M12	CN□□1204□□	MC1204	CTM617	HL1814	ML0625	L2.5,L3.0
MCBNL2525M12	CN□□1204□□	MC1204	CTM617	HL1814	ML0625	L2.5,L3.0
MCBNR3232P12	CN□□1204□□	MC1204	CTM617	HL1814	ML0625	L2.5,L3.0
MCBNL3232P12	CN□□1204□□	MC1204	CTM617	HL1814	ML0625	L2.5,L3.0
MCBNR3232P16	CN□□1606□□	MC1604	CTM822	HL2217	ML0830	L3.0,L4.0
MCBNL3232P16	CN□□1606□□	MC1604	CTM822	HL2217	ML0830	L3.0,L4.0
MCBNR3232P19	CN□□1906□□	MC1904	CTM1022	HL2217	ML0830	L4.0
MCBNL3232P19	CN□□1906□□	MC1904	CTM1022	HL2217	ML0830	L4.0

注：测量使用检验刀片圆角CNMG120408，CNMG160612，CNMG190612
刀体和配件包括在供货范围之内

MCFNR/L

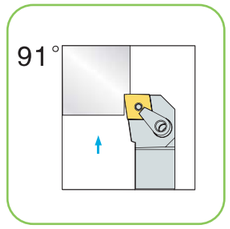

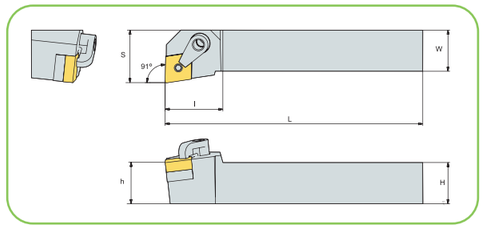

货　号	型　号	H	W	L	l	h	s
940.0008.146	MCFNR2020K12	20	20	125	32	20	25
941.0008.146	MCFNL2020K12	20	20	125	32	20	25
940.0009.146	MCFNR2525M12	25	25	150	32	25	32
941.0009.146	MCFNL2525M12	25	25	150	32	25	32
940.0010.146	MCFNR3232P12	32	32	170	32	32	40
941.0010.146	MCFNL3232P12	32	32	170	32	32	40

型　号	刀　片	刀　垫	销　钉	压　板	双头螺钉	扳 手
MCFNR2020K12	CN□□1204□□	MC1204	CTM617	HL1814	ML0625	L2.5,L3.0
MCFNL2020K12	CN□□1204□□	MC1204	CTM617	HL1814	ML0625	L2.5,L3.0
MCFNR2525M12	CN□□1204□□	MC1204	CTM617	HL1814	ML0625	L2.5,L3.0
MCFNL2525M12	CN□□1204□□	MC1204	CTM617	HL1814	ML0625	L2.5,L3.0
MCFNR3232P12	CN□□1204□□	MC1204	CTM617	HL1814	ML0625	L2.5,L3.0
MCFNL3232P12	CN□□1204□□	MC1204	CTM617	HL1814	ML0625	L2.5,L3.0

注：测量使用检验刀片圆角CNMG120408
刀体和配件包括在供货范围之内

MCGNR/L

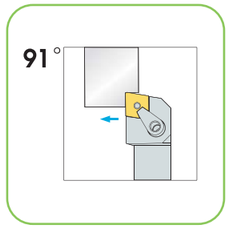

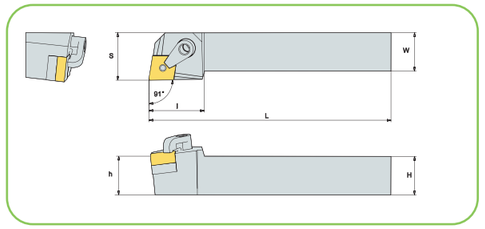

货　号	型　号	H	W	L	l	h	s
940.0013.146	MCGNR2020K12	20	20	125	32	20	25
941.0013.146	MCGNL2020K12	20	20	125	32	20	25
940.0014.146	MCGNR2525M12	25	25	150	32	25	32
941.0014.146	MCGNL2525M12	25	25	150	32	25	32
940.0015.146	MCGNR3232P12	32	32	170	32	32	40
941.0015.146	MCGNL3232P12	32	32	170	32	32	40
940.0016.146	MCGNR3232P16	32	32	170	36	32	40
941.0016.146	MCGNL3232P16	32	32	170	36	32	40
940.0017.146	MCGNR3232P19	32	32	170	38	32	40
941.0017.146	MCGNL3232P19	32	32	170	38	32	40

型　号	刀　片	刀　垫	销　钉	压　板	双头螺钉	扳 手
MCGNR2020K12	CN□□1204□□	MC1204	CTM617	HL1814	ML0625	L2.5,L3.0
MCGNL2020K12	CN□□1204□□	MC1204	CTM617	HL1814	ML0625	L2.5,L3.0
MCGNR2525M12	CN□□1204□□	MC1204	CTM617	HL1814	ML0625	L2.5,L3.0
MCGNL2525M12	CN□□1204□□	MC1204	CTM617	HL1814	ML0625	L2.5,L3.0
MCGNR3232P12	CN□□1204□□	MC1204	CTM617	HL1814	ML0625	L2.5,L3.0
MCGNL3232P12	CN□□1204□□	MC1204	CTM617	HL1814	ML0625	L2.5,L3.0
MCGNR3232P16	CN□□1606□□	MC1604	CTM822	HL2217	ML0830	L3.0,L4.0
MCGNL3232P16	CN□□1606□□	MC1604	CTM822	HL2217	ML0830	L3.0,L4.0
MCGNR3232P19	CN□□1906□□	MC1904	CTM1022	HL2217	ML0830	L4.0
MCGNL3232P19	CN□□1906□□	MC1904	CTM1022	HL2217	ML0830	L4.0

注：测量使用检验刀片CNMG120408,CNMG160612,CNMG190612
刀体和配件包括在供货范围之内

J

MCKNR/L

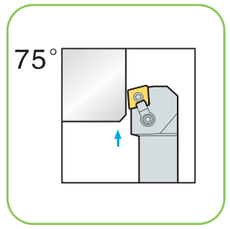

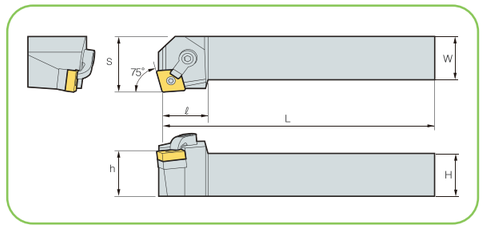



货　号	型　号	H	W	L	l	h	s
940.0020.146	MCKNR2020K12	20	20	125	32	20	25
941.0020.146	MCKNL2020K12	20	20	125	32	20	25
940.0021.146	MCKNR2525M12	25	25	150	32	25	32
941.0021.146	MCKNL2525M12	25	25	150	32	25	32
940.0022.146	MCKNR3232P12	32	32	170	32	32	40
941.0022.146	MCKNL3232P12	32	32	170	32	32	40
940.0023.146	MCKNR3232P16	32	32	170	36	32	40
941.0023.146	MCKNL3232P16	32	32	170	36	32	40
940.0024.146	MCKNR3232P19	32	32	170	36	32	40
941.0024.146	MCKNL3232P19	32	32	170	36	32	40

型　号	刀　片	刀　垫	销　钉	压　板	双头螺钉	扳 手
MCKNR2020K12	CN□□1204□□	MC1204	CTM617	HL1814	ML0625	L2.5,L3.0
MCKNL2020K12	CN□□1204□□	MC1204	CTM617	HL1814	ML0625	L2.5,L3.0
MCKNR2525M12	CN□□1204□□	MC1204	CTM617	HL1814	ML0625	L2.5,L3.0
MCKNL2525M12	CN□□1204□□	MC1204	CTM617	HL1814	ML0625	L2.5,L3.0
MCKNR3232P12	CN□□1204□□	MC1204	CTM617	HL1814	ML0625	L2.5,L3.0
MCKNL3232P12	CN□□1204□□	MC1204	CTM617	HL1814	ML0625	L2.5,L3.0
MCKNR3232P16	CN□□1606□□	MC1604	CTM822	HL2217	ML0830	L3.0,L4.0
MCKNL3232P16	CN□□1606□□	MC1604	CTM822	HL2217	ML0830	L3.0,L4.0
MCKNR3232P19	CN□□1906□□	MC1904	CTM1022	HL2217	ML0830	L4.0
MCKNL3232P19	CN□□1906□□	MC1904	CTM1022	HL2217	ML0830	L4.0

注：测量使用检验刀片CNMG120408,CNMG160612,CNMG190612
刀体和配件包括在供货范围之内

J

MCLNR/L

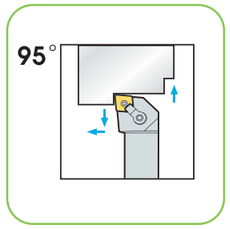

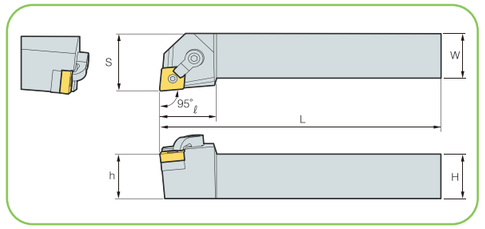



货　号	型　号	H	W	L	l	h	s
940.0027.146	MCLNR1616H12	16	16	100	32	16	20
941.0027.146	MCLNL1616H12	16	16	100	32	16	20
940.0028.146	MCLNR2020K12	20	20	125	32	20	25
941.0028.146	MCLNL2020K12	20	20	125	32	20	25
940.0029.146	MCLNR2525M12	25	25	150	32	25	32
941.0029.146	MCLNL2525M12	25	25	150	32	25	32
940.0030.146	MCLNR3232P12	32	32	170	32	32	40
941.0030.146	MCLNL3232P12	32	32	170	32	32	40
940.0031.146	MCLNR2525M16	25	25	150	35	25	32
941.0031.146	MCLNL2525M16	25	25	150	35	25	32
940.0032.146	MCLNR3232P16	32	32	170	35	32	40
941.0032.146	MCLNL3232P16	32	32	170	35	32	40
940.0033.146	MCLNR3232P19	32	32	170	36	32	40
941.0033.146	MCLNL3232P19	32	32	170	36	32	40
940.0034.146	MCLNR4040R19	40	40	200	36	40	50
941.0034.146	MCLNL4040R19	40	40	200	36	40	50

型　号	刀　片	刀　垫	销　钉	压　板	双头螺钉	扳 手
MCLNR1616H12	CN□□1204□□	MC1204	CTM617	HL1814	ML0625	L2.5,L3.0
MCLNL1616H12	CN□□1204□□	MC1204	CTM617	HL1814	ML0625	L2.5,L3.0
MCLNR2020K12	CN□□1204□□	MC1204	CTM617	HL1814	ML0625	L2.5,L3.0
MCLNL2020K12	CN□□1204□□	MC1204	CTM617	HL1814	ML0625	L2.5,L3.0
MCLNR2525M12	CN□□1204□□	MC1204	CTM617	HL1814	ML0625	L2.5,L3.0
MCLNL2525M12	CN□□1204□□	MC1204	CTM617	HL1814	ML0625	L2.5,L3.0
MCLNR3232P12	CN□□1204□□	MC1204	CTM617	HL1814	ML0625	L2.5,L3.0
MCLNL3232P12	CN□□1204□□	MC1204	CTM617	HL1814	ML0625	L2.5,L3.0
MCLNR2525M16	CN□□1606□□	MC1604	CTM822	HL2217	ML0830	L3.0,L4.0
MCLNL2525M16	CN□□1606□□	MC1604	CTM822	HL2217	ML0830	L3.0,L4.0
MCLNR3232P16	CN□□1606□□	MC1604	CTM822	HL2217	ML0830	L3.0,L4.0
MCLNL3232P16	CN□□1606□□	MC1604	CTM822	HL2217	ML0830	L3.0,L4.0
MCLNR3232P19	CN□□1906□□	MC1904	CTM1022	HL2217	ML0830	L4.0
MCLNL3232P19	CN□□1906□□	MC1904	CTM1022	HL2217	ML0830	L4.0
MCLNR4040R19	CN□□1906□□	MC1904	CTM1022	HL2217	ML0830	L4.0
MCLNL4040R19	CN□□1906□□	MC1904	CTM1022	HL2217	ML0830	L4.0

注：测量使用检验刀片CNMG120408，CNMG160612，CNMG190612
刀体和配件包括在供货范围之内

MCMNN



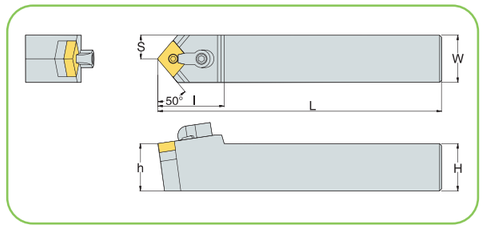

货　号	型　号	H	W	L	l	h	s
940.0037.146	MCMNN2020K12	20	20	125	35	20	10
940.0038.146	MCMNN2525M12	25	25	150	35	25	12.5
940.0039.146	MCMNN3232P12	32	32	170	35	32	16
940.0040.146	MCMNN2525M16	25	25	150	42	25	12.5

型　号	刀　片	刀　垫	销　钉	压　板	双头螺钉	扳 手
MCMNN2020K12	CN□□1204□□	MC1204	CTM617	HL1814	ML0625	L2.5,L3.0
MCMNN2525M12	CN□□1204□□	MC1204	CTM617	HL1814	ML0625	L2.5,L3.0
MCMNN3232P12	CN□□1204□□	MC1204	CTM617	HL1814	ML0625	L2.5,L3.0
MCMNN2525M16	CN□□1606□□	MC1604	CTM822	HL2217	ML0830	L3.0,L4.0

注：测量使用检验刀片CNMG120408，CNMG160612
刀体和配件包括在供货范围之内

MCMNN–100

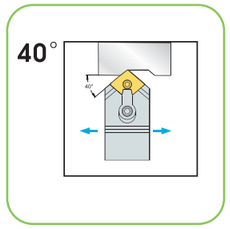

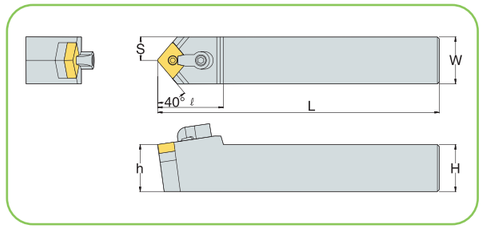

货　号	型　号	H	W	L	l	h	s
940.0043.146	MCMNN2020K12–100	20	20	125	35	20	10
940.0044.146	MCMNN2525M12–100	25	25	150	35	25	12.5
940.0045.146	MCMNN3232P12–100	32	32	170	35	32	16
940.0046.146	MCMNN2525M16–100	25	25	150	42	25	12.5
940.0047.146	MCMNN3232P16–100	32	32	170	42	32	16

型　号	刀　片	刀　垫	销　钉	压　板	双头螺钉	扳 手
MCMNN2020K12–100	CN□□1204□□	MC1204	CTM617	HL1814	ML0625	L2.5,L3.0
MCMNN2525M12–100	CN□□1204□□	MC1204	CTM617	HL1814	ML0625	L2.5,L3.0
MCMNN3232P12–100	CN□□1204□□	MC1204	CTM617	HL1814	ML0625	L2.5,L3.0
MCMNN2525M16–100	CN□□1606□□	MC1604	CTM822	HL2217	ML0830	L3.0,L4.0
MCMNN3232P16–100	CN□□1606□□	MC1604	CTM822	HL2217	ML0830	L3.0,L4.0

注：测量使用检验刀片CNMG120408，CNMG160612
刀体和配件包括在供货范围之内

MCSNR/L

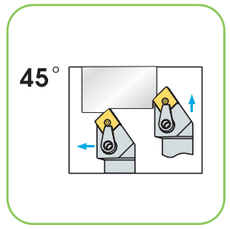

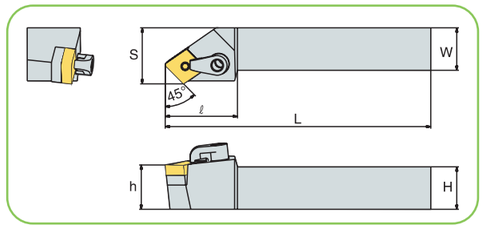

货　号	型　号	H	W	L	l	h	s
940.0050.146	MCSNR2020K12	20	20	125	32	20	25
941.0050.146	MCSNL2020K12	20	20	125	32	20	25
940.0051.146	MCSNR2525M12	25	25	150	32	25	32
941.0051.146	MCSNL2525M12	25	25	150	32	25	32
940.0052.146	MCSNR3232P12	32	32	170	32	32	40
941.0052.146	MCSNL3232P12	32	32	170	32	32	40
940.0053.146	MCSNR3232P19	32	32	170	36	32	40
941.0053.146	MCSNL3232P19	32	32	170	36	32	40

型　号	刀　片	刀　垫	销　钉	压　板	双头螺钉	扳 手
MCSNR2020K12	CN□□1204□□	MC1204	CTM617	HL1814	ML0625	L2.5,L3.0
MCSNL2020K12	CN□□1204□□	MC1204	CTM617	HL1814	ML0625	L2.5,L3.0
MCSNR2525M12	CN□□1204□□	MC1204	CTM617	HL1814	ML0625	L2.5,L3.0
MCSNL2525M12	CN□□1204□□	MC1204	CTM617	HL1814	ML0625	L2.5,L3.0
MCSNR3232P12	CN□□1204□□	MC1204	CTM617	HL1814	ML0625	L2.5,L3.0
MCSNL3232P12	CN□□1204□□	MC1204	CTM617	HL1814	ML0625	L2.5,L3.0
MCSNR3232P19	CN□□1906□□	MC1904	CTM1022	HL2217	ML0830	L4.0
MCSNL3232P19	CN□□1906□□	MC1904	CTM1022	HL2217	ML0830	L4.0

注：测量使用检验刀片CNMG120408，CNMG190612
刀体和配件包括在供货范围之内

MDJNR/L

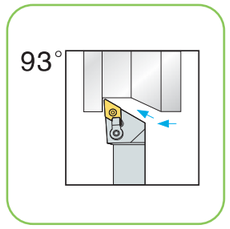

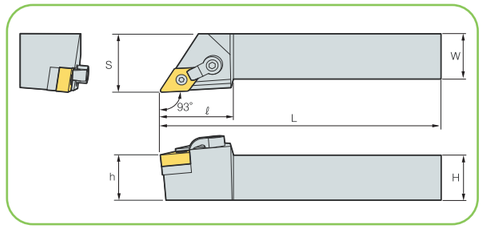

货　号	型　号	H	W	L	l	h	s
940.0056.146	MDJNR1616H11	16	16	100	32	16	20
941.0056.146	MDJNL1616H11	16	16	100	32	16	20
940.0057.146	MDJNR2020K11	20	20	125	32	20	25
941.0057.146	MDJNL2020K11	20	20	125	32	20	25
940.0058.146	MDJNR2525M11	25	25	150	32	25	32
941.0058.146	MDJNL2525M11	25	25	150	32	25	32
940.0059.146	MDJNR2020K15	20	20	125	38	20	25
941.0059.146	MDJNL2020K15	20	20	125	38	20	25
940.0060.146	MDJNR2525M15	25	25	150	38	25	32
941.0060.146	MDJNL2525M15	25	25	150	38	25	32
940.0061.146	MDJNR3232P15	32	32	170	38	32	40
941.0061.146	MDJNL3232P15	32	32	170	38	32	40

型　号	刀　片	刀　垫	销　钉	压　板	双头螺钉	扳 手
MDJNR1616H11	DN□□1104□□	MD1103	CTM513	HL2114	ML0625	L2.0,L3.0
MDJNL1616H11	DN□□1104□□	MD1103	CTM513	HL2114	ML0625	L2.0,L3.0
MDJNR2020K11	DN□□1104□□	MD1103	CTM513	HL2114	ML0625	L2.0,L3.0
MDJNL2020K11	DN□□1104□□	MD1103	CTM513	HL2114	ML0625	L2.0,L3.0
MDJNR2525M11	DN□□1104□□	MD1103	CTM513	HL2114	ML0625	L2.0,L3.0
MDJNL2525M11	DN□□1104□□	MD1103	CTM513	HL2114	ML0625	L2.0,L3.0
MDJNR2020K15	DN□□1504□□	MD1504	CTM619	HL2114	ML0625	L2.5,L3.0
MDJNL2020K15	DN□□1504□□	MD1504	CTM619	HL2114	ML0625	L2.5,L3.0
MDJNR2525M15	DN□□1504□□	MD1504	CTM619	HL2114	ML0625	L2.5,L3.0
MDJNL2525M15	DN□□1504□□	MD1504	CTM619	HL2114	ML0625	L2.5,L3.0
MDJNR3232P15	DN□□1504□□	MD1504	CTM619	HL2114	ML0625	L2.5,L3.0
MDJNL3232P15	DN□□1504□□	MD1504	CTM619	HL2114	ML0625	L2.5,L3.0

注：测量使用检验刀片DNMG110404,DNMG150408
刀体和配件包括在供货范围之内

MDPNN

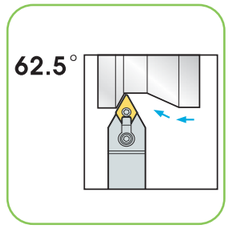

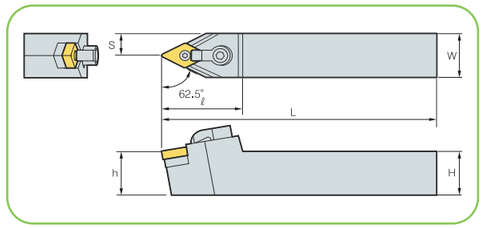

货　号	型　号	H	W	L	l	h	s
940.0064.146	MDPNN1616H11	16	16	100	35	16	8
940.0065.146	MDPNN2020K11	20	20	125	37	20	10
940.0066.146	MDPNN2020K15	20	20	125	44	20	10
940.0067.146	MDPNN2525M15	25	25	150	44	25	12.5

型　号	刀　片	刀　垫	销　钉	压　板	双头螺钉	扳 手
MDPNN1616H11	DN□□1104□□	MD1103	CTM513	HL2114	ML0625	L2.0,L3.0
MDPNN2020K11	DN□□1104□□	MD1103	CTM513	HL2114	ML0625	L2.0,L3.0
MDPNN2020K15	DN□□1504□□	MD1504	CTM619	HL2114	ML0625	L2.5,L3.0
MDPNN2525M15	DN□□1504□□	MD1504	CTM619	HL2114	ML0625	L2.5,L3.0

注：测量使用检验刀片DNMG110404,DNMG150408
刀体和配件包括在供货范围之内

MDQNR/L

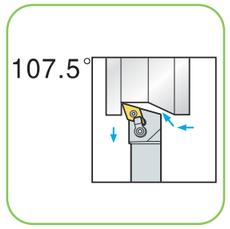

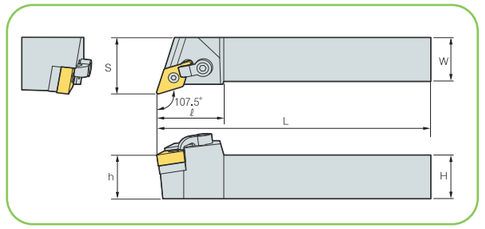

货　号	型　号	H	W	L	l	h	s
940.0070.146	MDQNR1616H11	16	16	100	30	16	20
941.0070.146	MDQNL1616H11	16	16	100	30	16	20
940.0071.146	MDQNR2020K11	20	20	125	30	20	25
941.0071.146	MDQNL2020K11	20	20	125	30	20	25
940.0072.146	MDQNR2525M11	25	25	150	30	25	32
941.0072.146	MDQNL2525M11	25	25	150	30	25	32
940.0073.146	MDQNR2020K15	20	20	125	36	20	25
941.0073.146	MDQNL2020K15	20	20	125	36	20	25
940.0074.146	MDQNR2525M15	25	25	150	36	25	32
941.0074.146	MDQNL2525M15	25	25	150	36	25	32
940.0075.146	MDQNR3232P15	32	32	170	36	32	40
941.0075.146	MDQNL3232P15	32	32	170	36	32	40

型　号	刀　片	刀　垫	销　钉	压　板	双头螺钉	扳 手
MDQNR1616H11	DN□□1104□□	MD1103	CTM513	HL1814	ML0625	L2.0,L3.0
MDQNL1616H11	DN□□1104□□	MD1103	CTM513	HL1814	ML0625	L2.0,L3.0
MDQNR2020K11	DN□□1104□□	MD1103	CTM513	HL1814	ML0625	L2.0,L3.0
MDQNL2020K11	DN□□1104□□	MD1103	CTM513	HL1814	ML0625	L2.0,L3.0
MDQNR2525M11	DN□□1104□□	MD1103	CTM513	HL1814	ML0625	L2.0,L3.0
MDQNL2525M11	DN□□1104□□	MD1103	CTM513	HL1814	ML0625	L2.0,L3.0
MDQNR2020K15	DN□□1504□□	MD1504	CTM619	HL2114	ML0625	L2.5,L3.0
MDQNL2020K15	DN□□1504□□	MD1504	CTM619	HL2114	ML0625	L2.5,L3.0
MDQNR2525M15	DN□□1504□□	MD1504	CTM619	HL2114	ML0625	L2.5,L3.0
MDQNL2525M15	DN□□1504□□	MD1504	CTM619	HL2114	ML0625	L2.5,L3.0
MDQNR3232P15	DN□□1504□□	MD1504	CTM619	HL2114	ML0625	L2.5,L3.0
MDQNL3232P15	DN□□1504□□	MD1504	CTM619	HL2114	ML0625	L2.5,L3.0

注：测量使用检验刀片DNMG110404,DNMG150408
刀体和配件包括在供货范围之内

MSBNR/L

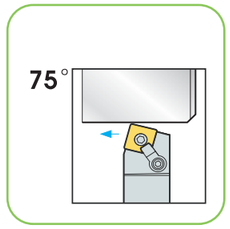

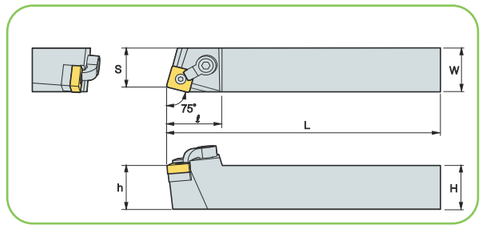



货　号	型　号	H	W	L	l	h	s
940.0078.146	MSBNR2020K12	22	22	125	32.5	20	17
941.0078.146	MSBNL2020K12	22	22	125	32.5	20	17
940.0079.146	MSBNR2525M12	25	25	150	32.5	25	22
941.0079.146	MSBNL2525M12	25	25	150	32.5	25	22
940.0080.146	MSBNR3232P12	32	32	170	32.5	32	27
941.0080.146	MSBNL3232P12	32	32	170	32.5	32	27
940.0081.146	MSBNR3232P19	32	32	170	40	30	27
941.0081.146	MSBNL3232P19	32	32	170	40	30	27
940.0082.146	MSBNR4040P19	40	40	200	40	40	35
941.0082.146	MSBNL4040P19	40	40	200	40	40	35

型　号	刀　片	刀　垫	销　钉	压　板	双头螺钉	扳 手
MSBNR2020K12	SN□□1204□□	MS1204	CTM617	HL1814	ML0625	L2.5,L3.0
MSBNL2020K12	SN□□1204□□	MS1204	CTM617	HL1814	ML0625	L2.5,L3.0
MSBNR2525M12	SN□□1204□□	MS1204	CTM617	HL1814	ML0625	L2.5,L3.0
MSBNL2525M12	SN□□1204□□	MS1204	CTM617	HL1814	ML0625	L2.5,L3.0
MSBNR3232P12	SN□□1204□□	MS1204	CTM617	HL1814	ML0625	L2.5,L3.0
MSBNL3232P12	SN□□1204□□	MS1204	CTM617	HL1814	ML0625	L2.5,L3.0
MSBNR3232P19	SN□□1906□□	MS1904	CTM1022	HL2217	ML0830	L4.0
MSBNL3232P19	SN□□1906□□	MS1904	CTM1022	HL2217	ML0830	L4.0
MSBNR4040P19	SN□□1906□□	MS1904	CTM1022	HL2217	ML0830	L4.0
MSBNL4040P19	SN□□1906□□	MS1904	CTM1022	HL2217	ML0830	L4.0

注：测量使用检验刀片SNMG120408,SNMG190612
刀体和配件包括在供货范围之内

MSDNN

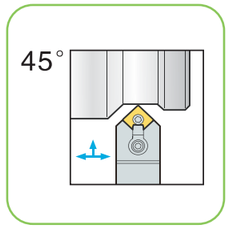

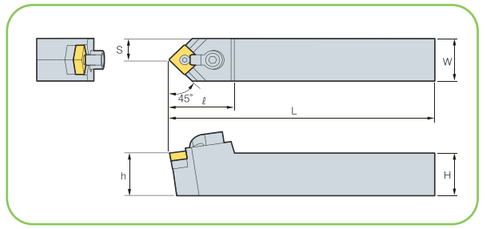

货　号	型　号	H	W	L	l	h	s
940.0085.146	MSDNN1616H12	16	16	100	34	16	8
940.0086.146	MSDNN2020K12	20	20	125	34	20	10
940.0087.146	MSDNN2525M12	25	25	150	34	25	12.5
940.0088.146	MSDNN3232P12	25	25	170	34	32	16
940.0089.146	MSDNN2525M15	25	25	150	40	25	12.5
940.0090.146	MSDNN3232P15	32	32	170	40	32	16
940.0091.146	MSDNN3232P19	32	32	170	40	32	16
940.0092.146	MSDNN4040R19	40	40	200	40	40	20

型　号	刀　片	刀　垫	销　钉	压　板	双头螺钉	扳 手
MSDNN1616H12	SN□□1204□□	MS1204	CTM617	HL1814	ML0625	L2.5,L3.0
MSDNN2020K12	SN□□1204□□	MS1204	CTM617	HL1814	ML0625	L2.5,L3.0
MSDNN2525M12	SN□□1204□□	MS1204	CTM617	HL1814	ML0625	L2.5,L3.0
MSDNN3232P12	SN□□1204□□	MS1204	CTM617	HL1814	ML0625	L2.5,L3.0
MSDNN2525M15	SN□□1504□□	MS 1506	CTM822	HL2217	ML0830	L3.0,L4.0
MSDNN3232P15	SN□□1504□□	MS 1506	CTM822	HL2217	ML0830	L3.0,L4.0
MSDNN3232P19	SN□□1906□□	MS 1906	CTM1022	HL2217	ML0830	L4.0
MSDNN4040R19	SN□□1906□□	MS 1906	CTM1022	HL2217	ML0830	L4.0

注：测量使用检验刀片SNMG120408,SNMG150612,SNMG190612
刀体和配件包括在供货范围之内

MSKNR/L

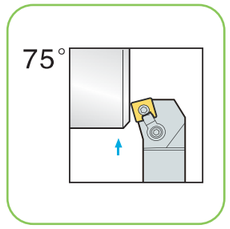

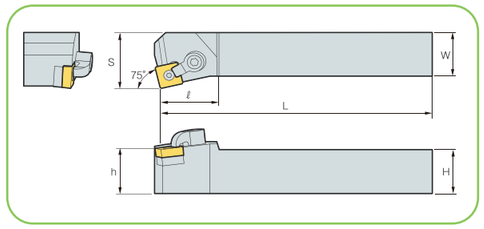

货　号	型　号	H	W	L	l	h	s
940.0095.146	MSKNR2020K12	20	20	125	29	20	25
941.0095.146	MSKNL2020K12	20	20	125	29	20	25
940.0096.146	MSKNR2525M12	25	25	150	29	25	32
941.0096.146	MSKNL2525M12	25	25	150	29	25	32
940.0097.146	MSKNR2525M15	25	25	150	32	25	32
941.0097.146	MSKNL2525M15	25	25	150	32	25	32
940.0098.146	MSKNR3232P15	32	32	170	32	32	40
941.0098.146	MSKNL3232P15	32	32	170	32	32	40
940.0099.146	MSKNR3232P19	32	32	170	36	32	40
941.0099.146	MSKNL3232P19	32	32	170	36	32	40
940.0100.146	MSKNR4040R19	40	40	200	40	40	50
941.0100.146	MSKNL4040R19	40	40	200	40	40	50

型　号	刀　片	刀　垫	销　钉	压　板	双头螺钉	扳 手
MSKNR2020K12	SN□□1204□□	MS1204	CTM617	HL1814	ML0625	L2.5,L3.0
MSKNL2020K12	SN□□1204□□	MS1204	CTM617	HL1814	ML0625	L2.5,L3.0
MSKNR2525M12	SN□□1204□□	MS1204	CTM617	HL1814	ML0625	L2.5,L3.0
MSKNL2525M12	SN□□1204□□	MS1204	CTM617	HL1814	ML0625	L2.5,L3.0
MSKNR2525M15	SN□□1506□□	MS1504	CTM822	HL2217	ML0625	L3.0,L4.0
MSKNL2525M15	SN□□1506□□	MS1504	CTM822	HL2217	ML0625	L3.0,L4.0
MSKNR3232P15	SN□□1506□□	MS1504	CTM822	HL2217	ML0625	L3.0,L4.0
MSKNL3232P15	SN□□1506□□	MS1504	CTM822	HL2217	ML0625	L3.0,L4.0
MSKNR3232P19	SN□□1906□□	MS1904	CTM1022	HL2217	ML0625	L4.0
MSKNL3232P19	SN□□1906□□	MS1904	CTM1022	HL2217	ML0625	L4.0
MSKNR4040R19	SN□□1906□□	MS1904	CTM1022	HL2217	ML0625	L4.0
MSKNL4040R19	SN□□1906□□	MS1904	CTM1022	HL2217	ML0625	L4.0

注：测量使用检验刀片SNMG120408,SNMG150612,SNMG190612
刀体和配件包括在供货范围之内

MSSNR/L

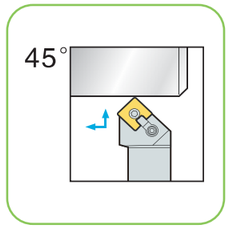

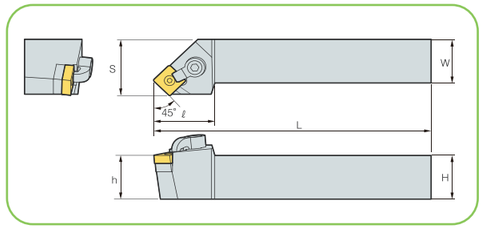

货　号	型　号	H	W	L	l	h	s
940.0101.146	MSSNR2020L12	20	20	125	34	20	25
941.0101.146	MSSNL2020L12	20	20	125	34	20	25
940.0102.146	MSSNR2525M12	25	25	150	34	25	32
941.0102.146	MSSNL2525M12	25	25	150	34	25	32
940.0103.146	MSSNR3232P12	32	32	170	34	32	40
941.0103.146	MSSNL3232P12	32	32	170	34	32	40
940.0104.146	MSSNR2525M15	25	25	150	36	25	32
941.0104.146	MSSNL2525M15	25	25	150	36	25	32
940.0105.146	MSSNR3232P15	32	32	170	45	32	40
941.0105.146	MSSNL3232P15	32	32	170	45	32	40
940.0106.146	MSSNR3232P19	32	32	170	50	32	40
941.0106.146	MSSNL3232P19	32	32	170	50	32	40
940.0107.146	MSSNR4040R19	40	40	200	50	40	50
941.0107.146	MSSNL4040R19	40	40	200	50	40	50

型　号	刀　片	刀　垫	销　钉	压　板	双头螺钉	扳 手
MSSNR2020L12	SN□□1204□□	MS1204	CTM617	HL1814	ML0625	L2.5,L3.0
MSSNL2020L12	SN□□1204□□	MS1204	CTM617	HL1814	ML0625	L2.5,L3.0
MSSNR2525M12	SN□□1204□□	MS1204	CTM617	HL1814	ML0625	L2.5,L3.0
MSSNL2525M12	SN□□1204□□	MS1204	CTM617	HL1814	ML0625	L2.5,L3.0
MSSNR3232P12	SN□□1204□□	MS1204	CTM617	HL1814	ML0625	L2.5,L3.0
MSSNL3232P12	SN□□1204□□	MS1204	CTM617	HL1814	ML0625	L2.5,L3.0
MSSNR2525M15	SN□□1506□□	MS1504	CTM822	HL2217	ML0830	L3.0,L4.0
MSSNL2525M15	SN□□1506□□	MS1504	CTM822	HL2217	ML0830	L3.0,L4.0
MSSNR3232P15	SN□□1506□□	MS1504	CTM822	HL2217	ML0830	L3.0,L4.0
MSSNL3232P15	SN□□1506□□	MS1504	CTM822	HL2217	ML0830	L3.0,L4.0
MSSNR3232P19	SN□□1906□□	MS1904	CTM1022	HL2217	ML0830	L4.0
MSSNL3232P19	SN□□1906□□	MS1904	CTM1022	HL2217	ML0830	L4.0
MSSNR4040R19	SN□□1906□□	MS1904	CTM1022	HL2217	ML0830	L4.0
MSSNL4040R19	SN□□1906□□	MS1904	CTM1022	HL2217	ML0830	L4.0

注：测量使用检验刀片SNMG120408,SNMG150612,SNMG190612
刀体和配件包括在供货范围之内

MTBNR/L

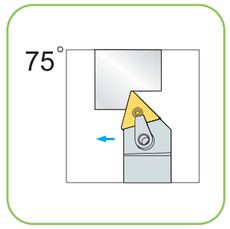

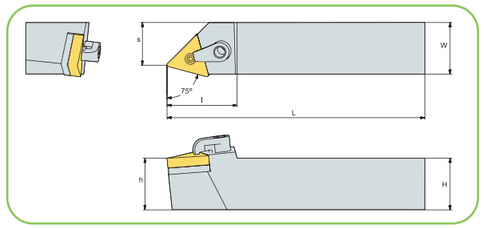

货　号	型　号	H	W	L	l	h	s
940.0110.146	MTBNR2020K16	20	20	125	26	20	15.5
941.0110.146	MTBNL2020K16	20	20	125	26	20	15.5
940.0111.146	MTBNR2525M16	25	25	150	26	25	20.5
941.0111.146	MTBNL2525M16	25	25	150	26	25	20.5

型　号	刀　片	刀　垫	销　钉	压　板	双头螺钉	扳 手
MTBNR2020K16	TN□□1604□□	MT1603	CTM513	HL1814	ML0625	L2.0,L3.0
MTBNL2020K16	TN□□1604□□	MT1603	CTM513	HL1814	ML0625	L2.0,L3.0
MTBNR2525M16	TN□□1604□□	MT1603	CTM513	HL1814	ML0625	L2.0,L3.0
MTBNL2525M16	TN□□1604□□	MT1603	CTM513	HL1814	ML0625	L2.0,L3.0

注：测量使用检验刀片TNMG160404
刀体和配件包括在供货范围之内

MTENN

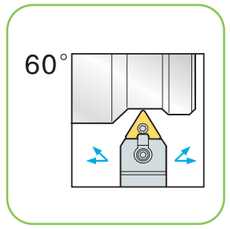

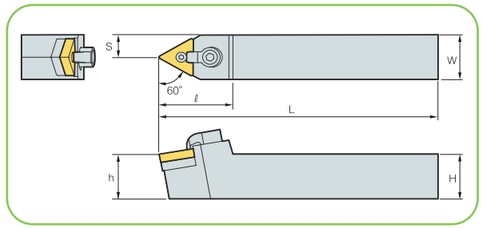

货　号	型　号	H	W	L	l	h	s
940.0114.146	MTENN2020K16	20	20	125	35	20	10
940.0115.146	MTENN2525M16	25	25	150	35	25	12.5
940.0116.146	MTENN3232P16	32	32	170	35	32	16
940.0117.146	MTENN4040R16	40	40	200	35	40	20
940.0118.146	MTENN2525M22	25	25	150	38	25	12.5
940.0119.146	MTENN3232P22	32	32	170	38	32	16

型　号	刀　片	刀　垫	销　钉	压　板	双头螺钉	扳 手
MTENN2020K16	TN□□1604□□	MT1603	CTM513	HL1814	ML0625	L2.0,L3.0
MTENN2525M16	TN□□1604□□	MT1603	CTM513	HL1814	ML0625	L2.0,L3.0
MTENN3232P16	TN□□1604□□	MT1603	CTM513	HL1814	ML0625	L2.0,L3.0
MTENN4040R16	TN□□1604□□	MT1603	CTM513	HL1814	ML0625	L2.0,L3.0
MTENN2525M22	TN□□2204□□	MT2204	CTM617	HL1917	ML0830	L2.5,L4.0
MTENN3232P22	TN□□2204□□	MT2204	CTM617	HL1917	ML0830	L2.5,L4.0

注：测量使用检验刀片TNMG160404,TNMG220408
刀体和配件包括在供货范围之内

MTFNR/L

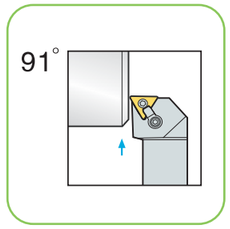

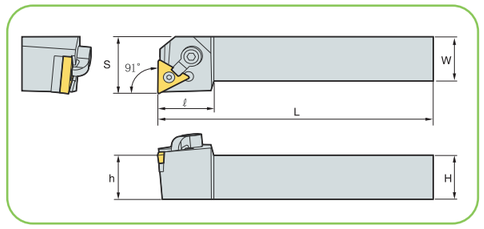

货　号	型　号	H	W	L	l	h	s
940.0122.146	MTFNR1616H16	16	16	100	28	16	20
941.0122.146	MTFNL1616H16	16	16	100	28	16	20
940.0123.146	MTFNR2020K16	20	20	125	28	20	25
941.0123.146	MTFNL2020K16	20	20	125	28	20	25
940.0124.146	MTFNR2525M16	25	25	150	28	25	32
941.0124.146	MTFNL2525M16	25	25	150	28	25	32
940.0125.146	MTFNR3232P16	32	32	170	28	32	40
941.0125.146	MTFNL3232P16	32	32	170	28	32	40
940.0126.146	MTFNR2525M22	25	25	150	32	25	32
941.0126.146	MTFNL2525M22	25	25	150	32	25	32
940.0127.146	MTFNR3232P22	32	32	170	32	32	40
941.0127.146	MTFNL3232P22	32	32	170	32	32	40

型　号	刀　片	刀　垫	销　钉	压　板	双头螺钉	扳 手
MTFNR1616H16	TN□□1604□□	MT1603	CTM513	HL1814	ML0625	L2.0,L3.0
MTFNL1616H16	TN□□1604□□	MT1603	CTM513	HL1814	ML0625	L2.0,L3.0
MTFNR2020K16	TN□□1604□□	MT1603	CTM513	HL1814	ML0625	L2.0,L3.0
MTFNL2020K16	TN□□1604□□	MT1603	CTM513	HL1814	ML0625	L2.0,L3.0
MTFNR2525M16	TN□□1604□□	MT1603	CTM513	HL1814	ML0625	L2.0,L3.0
MTFNL2525M16	TN□□1604□□	MT1603	CTM513	HL1814	ML0625	L2.0,L3.0
MTFNR3232P16	TN□□1604□□	MT1603	CTM513	HL1814	ML0625	L2.0,L3.0
MTFNL3232P16	TN□□1604□□	MT1603	CTM513	HL1814	ML0625	L2.0,L3.0
MTFNR2525M22	TN□□2204□□	MT2204	CTM617	HL1917	ML0830	L2.5,L4.0
MTFNL2525M22	TN□□2204□□	MT2204	CTM617	HL1917	ML0830	L2.5,L4.0
MTFNR3232P22	TN□□2204□□	MT2204	CTM617	HL1917	ML0830	L2.5,L4.0
MTFNL3232P22	TN□□2204□□	MT2204	CTM617	HL1917	ML0830	L2.5,L4.0

注：测量使用检验刀片TNMG160404,TNMG220408
刀体和配件包括在供货范围之内

MTGNR/L

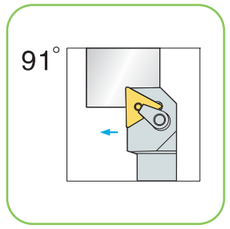

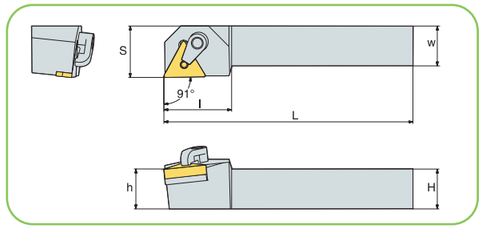

货　号	型　号	H	W	L	l	h	s
940.0130.146	MTGNR1616H16	16	16	100	28	16	20
941.0130.146	MTGNL1616H16	16	16	100	28	16	20
940.0131.146	MTGNR2020K16	20	20	125	28	20	25
941.0131.146	MTGNL2020K16	20	20	125	28	20	25
940.0132.146	MTGNR2525M16	25	25	150	28	25	32
941.0132.146	MTGNL2525M16	25	25	150	28	25	32
940.0133.146	MTGNR2525M22	25	25	150	32	25	32
941.0133.146	MTGNL2525M22	25	25	150	32	25	32
940.0134.146	MTGNR3232P22	32	32	170	32	32	40
941.0134.146	MTGNL3232P22	32	32	170	32	32	40

型　号	刀　片	刀　垫	销　钉	压　板	双头螺钉	扳 手
MTGNR1616H16	TN□□1604□□	MT1603	CTM513	HL1814	ML0625	L2.0,L3.0
MTGNL1616H16	TN□□1604□□	MT1603	CTM513	HL1814	ML0625	L2.0,L3.0
MTGNR2020K16	TN□□1604□□	MT1603	CTM513	HL1814	ML0625	L2.0,L3.0
MTGNL2020K16	TN□□1604□□	MT1603	CTM513	HL1814	ML0625	L2.0,L3.0
MTGNR2525M16	TN□□1604□□	MT1603	CTM513	HL1814	ML0625	L2.0,L3.0
MTGNL2525M16	TN□□1604□□	MT1603	CTM513	HL1814	ML0625	L2.0,L3.0
MTGNR2525M22	TN□□2204□□	MT2204	CTM617	HL1917	ML0830	L2.5,L4.0
MTGNL2525M22	TN□□2204□□	MT2204	CTM617	HL1917	ML0830	L2.5,L4.0
MTGNR3232P22	TN□□2204□□	MT2204	CTM617	HL1917	ML0830	L2.5,L4.0
MTGNL3232P22	TN□□2204□□	MT2204	CTM617	HL1917	ML0830	L2.5,L4.0

注：测量使用检验刀片TNMG160404,TNMG220408
刀体和配件包括在供货范围之内

MTJNR/L

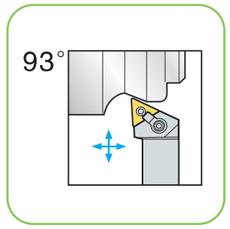

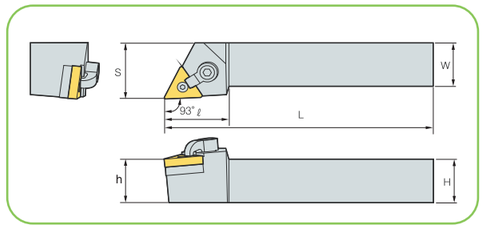

货　号	型　号	H	W	L	l	h	s
940.0137.146	MTJNR1616H16	16	16	100	28	16	20
941.0137.146	MTJNL1616H16	16	16	100	28	16	20
940.0138.146	MTJNR2020K16	20	20	125	28	20	25
941.0138.146	MTJNL2020K16	20	20	125	28	20	25
940.0139.146	MTJNR2525M16	25	25	150	28	25	32
941.0139.146	MTJNL2525M16	25	25	150	28	25	32
940.0140.146	MTJNR3232P16	32	32	170	28	32	40
941.0140.146	MTJNL3232P16	32	32	170	28	32	40
940.0141.146	MTJNR2525M22	25	25	150	32	25	32
941.0141.146	MTJNL2525M22	25	25	150	32	25	32
940.0142.146	MTJNR3232P22	32	32	170	32	32	40
941.0142.146	MTJNL3232P22	32	32	170	32	32	40
940.0143.146	MTJNR4040R22	40	40	200	32	40	50
941.0143.146	MTJNL4040R22	40	40	200	32	40	50

型　号	刀　片	刀　垫	销　钉	压　板	双头螺钉	扳 手
MTJNR1616H16	TN□□1604□□	MT1603	CTM513	HL1814	ML0625	L2.0,L3.0
MTJNL1616H16	TN□□1604□□	MT1603	CTM513	HL1814	ML0625	L2.0,L3.0
MTJNR2020K16	TN□□1604□□	MT1603	CTM513	HL1814	ML0625	L2.0,L3.0
MTJNL2020K16	TN□□1604□□	MT1603	CTM513	HL1814	ML0625	L2.0,L3.0
MTJNR2525M16	TN□□1604□□	MT1603	CTM513	HL1814	ML0625	L2.0,L3.0
MTJNL2525M16	TN□□1604□□	MT1603	CTM513	HL1814	ML0625	L2.0,L3.0
MTJNR3232P16	TN□□1604□□	MT1603	CTM513	HL1814	ML0625	L2.0,L3.0
MTJNL3232P16	TN□□1604□□	MT1603	CTM513	HL1814	ML0625	L2.0,L3.0
MTJNR2525M22	TN□□2204□□	MT2204	CTM617	HL1917	ML0830	L2.5,L4.0
MTJNL2525M22	TN□□2204□□	MT2204	CTM617	HL1917	ML0830	L2.5,L4.0
MTJNR3232P22	TN□□2204□□	MT2204	CTM617	HL1917	ML0830	L2.5,L4.0
MTJNL3232P22	TN□□2204□□	MT2204	CTM617	HL1917	ML0830	L2.5,L4.0
MTJNR4040R22	TN□□2204□□	MT2204	CTM617	HL1917	ML0830	L2.5,L4.0
MTJNL4040R22	TN□□2204□□	MT2204	CTM617	HL1917	ML0830	L2.5,L4.0

注：测量使用检验刀片TNMG160404,TNMG220408
刀体和配件包括在供货范围之内

MTQNR/L

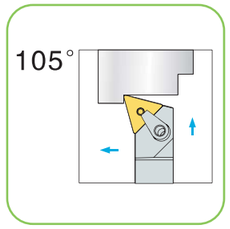

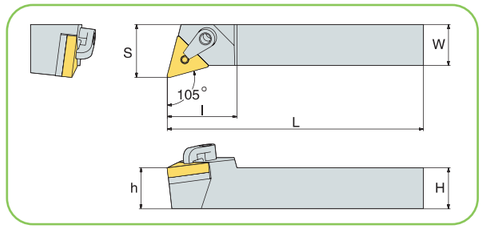

货　号	型　号	H	W	L	l	h	s
940.0146.146	MTQNR2020K16	20	20	125	26	20	25
941.0146.146	MTQNL2020K16	20	20	125	26	20	25
940.0147.146	MTQNR2525M16	25	25	150	26	25	32
941.0147.146	MTQNL2525M16	25	25	150	26	25	32
940.0148.146	MTQNR3232P16	32	32	170	26	32	40
941.0148.146	MTQNL3232P16	32	32	170	26	32	40
940.0149.146	MTQNR2525M22	25	25	150	32	25	32
941.0149.146	MTQNL2525M22	25	25	150	32	25	32
940.0150.146	MTQNR3232P22	32	32	170	32	32	40
941.0150.146	MTQNL3232P22	32	32	170	32	32	40

型　号	刀　片	刀　垫	销　钉	压　板	双头螺钉	扳 手
MTQNR2020K16	TN□□1604□□	MT1603	CTM513	HL1814	ML0625	L2.0,L3.0
MTQNL2020K16	TN□□1604□□	MT1603	CTM513	HL1814	ML0625	L2.0,L3.0
MTQNR2525M16	TN□□1604□□	MT1603	CTM513	HL1814	ML0625	L2.0,L3.0
MTQNL2525M16	TN□□1604□□	MT1603	CTM513	HL1814	ML0625	L2.0,L3.0
MTQNR3232P16	TN□□1604□□	MT1603	CTM513	HL1814	ML0625	L2.0,L3.0
MTQNL3232P16	TN□□1604□□	MT1603	CTM513	HL1814	ML0625	L2.0,L3.0
MTQNR2525M22	TN□□2204□□	MT2204	CTM617	HL1917	ML0830	L2.5,L4.0
MTQNL2525M22	TN□□2204□□	MT2204	CTM617	HL1917	ML0830	L2.5,L4.0
MTQNR3232P22	TN□□2204□□	MT2204	CTM617	HL1917	ML0830	L2.5,L4.0
MTQNL3232P22	TN□□2204□□	MT2204	CTM617	HL1917	ML0830	L2.5,L4.0

注：测量使用检验刀片TNMG160404,TNMG220408
刀体和配件包括在供货范围之内

MVJNR/L

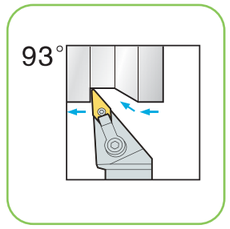

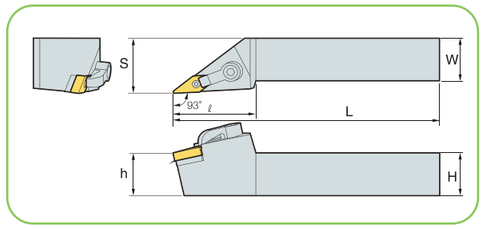

货　号	型　号	H	W	L	l	h	s
940.0153.146	MVJNR1616K16	16	16	125	36	16	20
941.0153.146	MVJNL1616K16	16	16	125	36	16	20
940.0154.146	MVJNR2020K16	20	20	125	36	20	25
941.0154.146	MVJNL2020K16	20	20	125	36	20	25
940.0155.146	MVJNR2525M16	25	25	150	42	25	32
941.0155.146	MVJNL2525M16	25	25	150	42	25	32
940.0156.146	MVJNR3232P16	32	32	170	42	32	40
941.0156.146	MVJNL3232P16	32	32	170	42	32	40

型　号	刀　片	刀　垫	销　钉	压　板	双头螺钉	扳 手
MVJNR1616K16	VN□□1604□□	MV1603	CTM513	HL2414	ML0625	L2.0,L3.0
MVJNL1616K16	VN□□1604□□	MV1603	CTM513	HL2414	ML0625	L2.0,L3.0
MVJNR2020K16	VN□□1604□□	MV1603	CTM513	HL2414	ML0625	L2.0,L3.0
MVJNL2020K16	VN□□1604□□	MV1603	CTM513	HL2414	ML0625	L2.0,L3.0
MVJNR2525M16	VN□□1604□□	MV1603	CTM513	HL2414	ML0625	L2.0,L3.0
MVJNL2525M16	VN□□1604□□	MV1603	CTM513	HL2414	ML0625	L2.0,L3.0
MVJNR3232P16	VN□□1604□□	MV1603	CTM513	HL2414	ML0625	L2.0,L3.0
MVJNL3232P16	VN□□1604□□	MV1603	CTM513	HL2414	ML0625	L2.0,L3.0

注：测量使用检验刀片VNMG160404
刀体和配件包括在供货范围之内

MVQNR/L

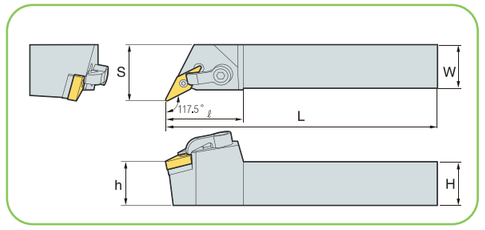



货　号	型　号	H	W	L	l	h	s
940.0159.146	MVQNR2020K16	20	20	125	40	20	25
941.0159.146	MVQNL2020K16	20	20	125	40	20	25
940.0160.146	MVQNR2525M16	25	25	150	40	25	32
941.0160.146	MVQNL2525M16	25	25	150	40	25	32
940.0161.146	MVQNR3232P16	32	32	170	40	32	40
941.0161.146	MVQNL3232P16	32	32	170	40	32	40

型　号	刀　片	刀　垫	销　钉	压　板	双头螺钉	扳 手
MVQNR2020K16	VN□□1604□□	MV1603	CTM513	HL2414	ML0625	L2.0,L3.0
MVQNL2020K16	VN□□1604□□	MV1603	CTM513	HL2414	ML0625	L2.0,L3.0
MVQNR2525M16	VN□□1604□□	MV1603	CTM513	HL2414	ML0625	L2.0,L3.0
MVQNL2525M16	VN□□1604□□	MV1603	CTM513	HL2414	ML0625	L2.0,L3.0
MVQNR3232P16	VN□□1604□□	MV1603	CTM513	HL2414	ML0625	L2.0,L3.0
MVQNL3232P16	VN□□1604□□	MV1603	CTM513	HL2414	ML0625	L2.0,L3.0

注：测量使用检验刀片VNMG160404
刀体和配件包括在供货范围之内

MVUNR/L

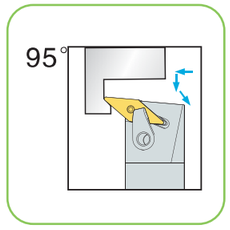

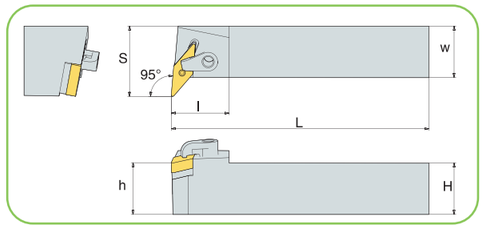



货　号	型　号	H	W	L	l	h	s
940.0164.146	MVUNR2020K16	20	20	125	30	20	29
941.0164.146	MVUNL2020K16	20	20	125	30	20	29
940.0165.146	MVUNR2525M16	25	25	150	30	25	34
941.0165.146	MVUNL2525M16	25	25	150	30	25	34

型　号	刀　片	刀　垫	销　钉	压　板	双头螺钉	扳 手
MVUNR2020K16	VN□□1604□□	MV1603	CTM513	HL1814	ML0625	L2.0,L3.0
MVUNL2020K16	VN□□1604□□	MV1603	CTM513	HL1814	ML0625	L2.0,L3.0
MVUNR2525M16	VN□□1604□□	MV1603	CTM513	HL1814	ML0625	L2.0,L3.0
MVUNL2525M16	VN□□1604□□	MV1603	CTM513	HL1814	ML0625	L2.0,L3.0

注：测量使用检验刀片VNMG160404
刀体和配件包括在供货范围之内

MWLNR/L

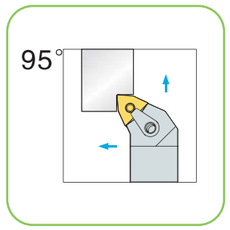

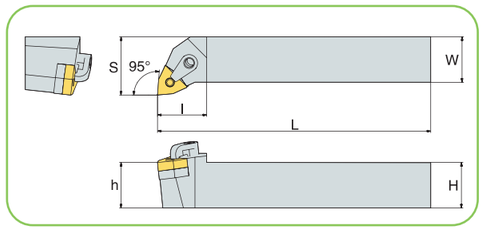

货　号	型　号	H	W	L	l	h	s
940.0168.146	MWLNR1616H06	16	16	100	27	16	20
941.0168.146	MWLNL1616H06	16	16	100	27	16	20
940.0169.146	MWLNR2020K06	20	20	125	27	20	25
941.0169.146	MWLNL2020K06	20	20	125	27	20	25
940.0170.146	MWLNR2525M06	25	25	150	27	25	32
941.0170.146	MWLNL2525M06	25	25	150	27	25	32
940.0171.146	MWLNR1616H08	16	16	100	27	16	20
941.0171.146	MWLNL1616H08	16	16	100	27	16	20
940.0172.146	MWLNR2020K08	20	20	125	27	20	25
941.0172.146	MWLNL2020K08	20	20	125	27	20	25
940.0173.146	MWLNR2525M08	25	25	150	27	25	32
941.0173.146	MWLNL2525M08	25	25	150	27	25	32
940.0174.146	MWLNR3232P08	32	32	170	27	32	40
941.0174.146	MWLNL3232P08	32	32	170	27	32	40
940.0175.146	MWLNR4040R08	40	40	200	30	40	50
941.0175.146	MWLNL4040R08	40	40	200	30	40	50

型　号	刀　片	刀　垫	销　钉	压　板	双头螺钉	扳 手
MWLNR1616H06	WN□□0604□□	MW0604	CTM513	HL1814	ML0825	L2.0,L3.0
MWLNL1616H06	WN□□0604□□	MW0604	CTM513	HL1814	ML0825	L2.0,L3.0
MWLNR2020K06	WN□□0604□□	MW0604	CTM513	HL1814	ML0825	L2.0,L3.0
MWLNL2020K06	WN□□0604□□	MW0604	CTM513	HL1814	ML0825	L2.0,L3.0
MWLNR2525M06	WN□□0604□□	MW0604	CTM513	HL1814	ML0825	L2.0,L3.0
MWLNL2525M06	WN□□0604□□	MW0604	CTM513	HL1814	ML0825	L2.0,L3.0
MWLNR1616H08	WN□□0804□□	MW0804	CTM617	HL1814	ML0825	L2.5,L3.0
MWLNL1616H08	WN□□0804□□	MW0804	CTM617	HL1814	ML0825	L2.5,L3.0
MWLNR2020K08	WN□□0804□□	MW0804	CTM617	HL1814	ML0825	L2.5,L3.0
MWLNL2020K08	WN□□0804□□	MW0804	CTM617	HL1814	ML0825	L2.5,L3.0
MWLNR2525M08	WN□□0804□□	MW0804	CTM617	HL1814	ML0825	L2.5,L3.0
MWLNL2525M08	WN□□0804□□	MW0804	CTM617	HL1814	ML0825	L2.5,L3.0
MWLNR3232P08	WN□□0804□□	MW0804	CTM617	HL1814	ML0825	L2.5,L3.0
MWLNL3232P08	WN□□0804□□	MW0804	CTM617	HL1814	ML0825	L2.5,L3.0
MWLNR4040R08	WN□□0804□□	MW0804	CTM617	HL1814	ML0825	L2.5,L3.0
MWLNL4040R08	WN□□0804□□	MW0804	CTM617	HL1814	ML0825	L2.5,L3.0

注：测量使用检验刀片WNMG060404,WNMG080408
刀体和配件包括在供货范围之内

PCLNR/L

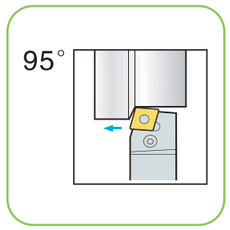

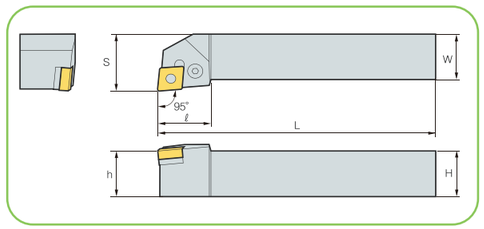



货　号	型　号	H	W	L	l	h	s
940.0203.146	PCLNR1616H12	16	16	100	28	16	20
941.0203.146	PCLNL1616H12	16	16	100	28	16	20
940.0204.146	PCLNR2020K12	20	20	125	28	20	25
941.0204.146	PCLNL2020K12	20	20	125	28	20	25
940.0205.146	PCLNR2525M12	25	25	150	28	25	32
941.0205.146	PCLNL2525M12	25	25	150	28	25	32
940.0206.146	PCLNR3232P12	32	32	170	28	32	40
941.0206.146	PCLNL3232P12	32	32	170	28	32	40
940.0207.146	PCLNR2525M16	25	25	150	33	25	32
941.0207.146	PCLNL2525M16	25	25	150	33	25	32
940.0208.146	PCLNR3232P16	32	32	170	33	32	40
941.0208.146	PCLNL3232P16	32	32	170	33	32	40
940.0209.146	PCLNR3232P19	32	32	170	38	32	40
941.0209.146	PCLNL3232P19	32	32	170	38	32	40
940.0210.146	PCLNR4040R19	40	40	200	38	40	50
941.0210.146	PCLNL4040R19	40	40	200	38	40	50

型　号	刀　片	刀　垫	销　钉	压　板	双头螺钉	扳 手
PCLNR1616H12	CN□□1204□□	SC42	LV4	VHX0821	SP4	L3.0
PCLNL1616H12	CN□□1204□□	SC42	LV4	VHX0821	SP4	L3.0
PCLNR2020K12	CN□□1204□□	SC42	LV4	VHX0821	SP4	L3.0
PCLNL2020K12	CN□□1204□□	SC42	LV4	VHX0821	SP4	L3.0
PCLNR2525M12	CN□□1204□□	SC42	LV4	VHX0821	SP4	L3.0
PCLNL2525M12	CN□□1204□□	SC42	LV4	VHX0821	SP4	L3.0
PCLNR3232P12	CN□□1204□□	SC42	LV4	VHX0821	SP4	L3.0
PCLNL3232P12	CN□□1204□□	SC42	LV4	VHX0821	SP4	L3.0
PCLNR2525M16	CN□□1606□□	SC53	LV5	VHX0825	SP5	L3.0
PCLNL2525M16	CN□□1606□□	SC53	LV5	VHX0825	SP5	L3.0
PCLNR3232P16	CN□□1606□□	SC53	LV5	VHX0825	SP5	L3.0
PCLNL3232P16	CN□□1606□□	SC53	LV5	VHX0825	SP5	L3.0
PCLNR3232P19	CN□□1906□□	SC63N	LV6	VHX1027	SP6	L4.0
PCLNL3232P19	CN□□1906□□	SC63N	LV6	VHX1027	SP6	L4.0
PCLNR4040R19	CN□□1906□□	SC63N	LV6	VHX1027	SP6	L4.0
PCLNL4040R19	CN□□1906□□	SC63N	LV6	VHX1027	SP6	L4.0

注：测量使用检验刀片CNMG120408,CNMG160612，CNMG190612
刀体和配件包括在供货范围之内

PDJNR/L

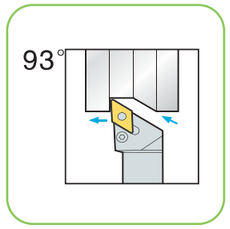

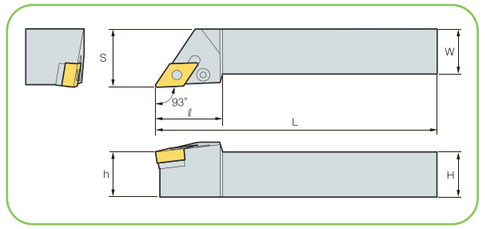

货　号	型　号	H	W	L	l	h	s
940.0236.146	PDJNR1616H11	16	16	100	25	16	20
941.0236.146	PDJNL1616H11	16	16	100	25	16	20
940.0237.146	PDJNR2020K11	20	20	125	25	20	25
941.0237.146	PDJNL2020K11	20	20	125	25	20	25
940.0238.146	PDJNR2525M11	25	25	150	30	25	32
941.0238.146	PDJNL2525M11	25	25	150	30	25	32
940.0239.146	PDJNR2020K1504	20	20	125	35	20	25
941.0239.146	PDJNL2020K1504	20	20	125	35	20	25
940.0240.146	PDJNR2525M1504	25	25	150	35	25	32
941.0240.146	PDJNL2525M1504	25	25	150	35	25	32
940.0241.146	PDJNR3232P1504	32	32	170	35	32	40
941.0241.146	PDJNL3232P1504	32	32	170	35	32	40

型　号	刀　片	刀　垫	销　钉	压　板	双头螺钉	扳 手
PDJNR1616H11	DN□□1104□□	SD317	LV3	VHX0617	SP3	L2.5
PDJNL1616H11	DN□□1104□□	SD317	LV3	VHX0617	SP3	L2.5
PDJNR2020K11	DN□□1104□□	SD317	LV3	VHX0617	SP3	L2.5
PDJNL2020K11	DN□□1104□□	SD317	LV3	VHX0617	SP3	L2.5
PDJNR2525M11	DN□□1104□□	SD317	LV3	VHX0617	SP3	L2.5
PDJNL2525M11	DN□□1104□□	SD317	LV3	VHX0617	SP3	L2.5
PDJNR2020K1504	DN□□1504□□	SD42	LV4	VHX0821	SP4	L3.0
PDJNL2020K1504	DN□□1504□□	SD42	LV4	VHX0821	SP4	L3.0
PDJNR2525M1504	DN□□1504□□	SD42	LV4	VHX0821	SP4	L3.0
PDJNL2525M1504	DN□□1504□□	SD42	LV4	VHX0821	SP4	L3.0
PDJNR3232P1504	DN□□1504□□	SD42	LV4	VHX0821	SP4	L3.0
PDJNL3232P1504	DN□□1504□□	SD42	LV4	VHX0821	SP4	L3.0

注：测量使用检验刀片DNMG110404,DNMG150408
刀体和配件包括在供货范围之内

PTFNR/L

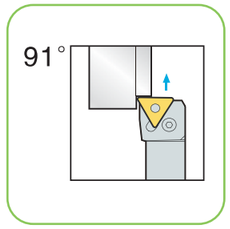

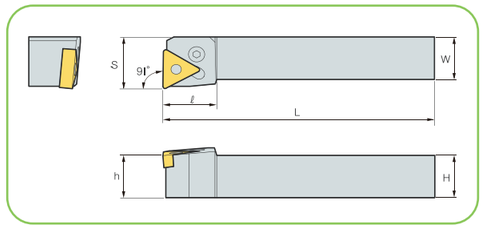

货　号	型　号	H	W	L	l	h	s
940.0213.146	PTFNR1616H16	16	16	100	20	16	20
941.0213.146	PTFNL1616H16	16	16	100	20	16	20
940.0214.146	PTFNR2020K16	20	20	125	20	20	25
941.0214.146	PTFNL2020K16	20	20	125	20	20	25
940.0215.146	PTFNR2525M16	25	25	150	20	25	32
941.0215.146	PTFNL2525M16	25	25	150	20	25	32
940.0216.146	PTFNR2525M22	25	25	150	25	25	32
941.0216.146	PTFNL2525M22	25	25	150	25	25	32
940.0217.146	PTFNR3232P22	32	32	170	25	32	40
941.0217.146	PTFNL3232P22	32	32	170	25	32	40

型　号	刀　片	刀　垫	销　钉	压　板	双头螺钉	扳 手
PTFNR1616H16	TN□□1604□□	ST317	LV3	VHX0617	SP3	L2.5
PTFNL1616H16	TN□□1604□□	ST317	LV3	VHX0617	SP3	L2.5
PTFNR2020K16	TN□□1604□□	ST317	LV3	VHX0617	SP3	L2.5
PTFNL2020K16	TN□□1604□□	ST317	LV3	VHX0617	SP3	L2.5
PTFNR2525M16	TN□□1604□□	ST317	LV3	VHX0617	SP3	L2.5
PTFNL2525M16	TN□□1604□□	ST317	LV3	VHX0617	SP3	L2.5
PTFNR2525M22	TN□□2204□□	ST42	LV4	VHX0821	SP4	L3.0
PTFNL2525M22	TN□□2204□□	ST42	LV4	VHX0821	SP4	L3.0
PTFNR3232P22	TN□□2204□□	ST42	LV4	VHX0821	SP4	L3.0
PTFNL3232P22	TN□□2204□□	ST42	LV4	VHX0821	SP4	L3.0

注：测量使用检验刀片TNMG160404,TNMG220408
刀体和配件包括在供货范围之内

PSBNR/L

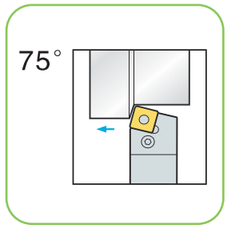

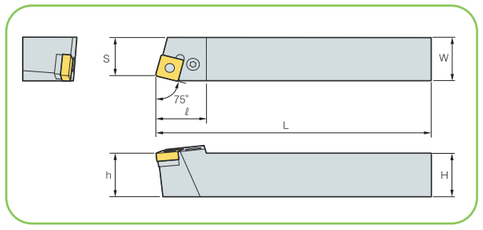



货　号	型　号	H	W	L	l	h	s
940.0244.146	PSBNR2020K12	20	20	125	28	20	17
941.0244.146	PSBNL2020K12	20	20	125	28	20	17
940.0245.146	PSBNR2525M12	25	25	150	28	25	22
941.0245.146	PSBNL2525M12	25	25	150	28	25	22
940.0246.146	PSBNR3232P12	32	32	170	28	32	27
941.0246.146	PSBNL3232P12	32	32	170	28	32	27

型　号	刀　片	刀　垫	销　钉	压　板	双头螺钉	扳 手
PSBNR2020K12	SN□□1204□□	SS42	LV4	VHX0821	SP4	L3.0
PSBNL2020K12	SN□□1204□□	SS42	LV4	VHX0821	SP4	L3.0
PSBNR2525M12	SN□□1204□□	SS42	LV4	VHX0821	SP4	L3.0
PSBNL2525M12	SN□□1204□□	SS42	LV4	VHX0821	SP4	L3.0
PSBNR3232P12	SN□□1204□□	SS42	LV4	VHX0821	SP4	L3.0
PSBNL3232P12	SN□□1204□□	SS42	LV4	VHX0821	SP4	L3.0

注：测量使用检验刀片SNMG120408
刀体和配件包括在供货范围之内

PSKNR/L

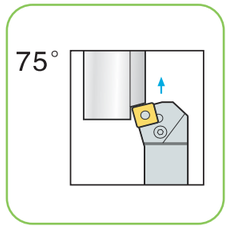

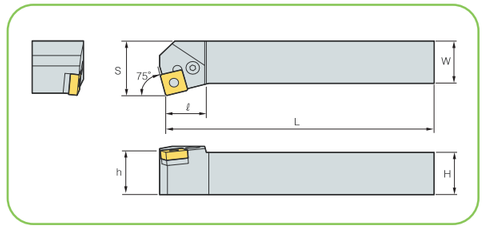

货　号	型　号	H	W	L	l	h	s
940.0249.146	PSKNR2020K12	20	20	125	26	20	25
941.0249.146	PSKNL2020K12	20	20	125	26	20	25
940.0250.146	PSKNR2525M12	25	25	150	26	25	32
941.0250.146	PSKNL2525M12	25	25	150	26	25	32
940.0251.146	PSKNR3232P12	32	32	170	26	32	40
941.0251.146	PSKNL3232P12	32	32	170	26	32	40

型　号	刀　片	刀　垫	销　钉	压　板	双头螺钉	扳 手
PSKNR2020K12	SN□□1204□□	SS42	LV4	VHX0821	SP4	L3.0
PSKNL2020K12	SN□□1204□□	SS42	LV4	VHX0821	SP4	L3.0
PSKNR2525M12	SN□□1204□□	SS42	LV4	VHX0821	SP4	L3.0
PSKNL2525M12	SN□□1204□□	SS42	LV4	VHX0821	SP4	L3.0
PSKNR3232P12	SN□□1204□□	SS42	LV4	VHX0821	SP4	L3.0
PSKNL3232P12	SN□□1204□□	SS42	LV4	VHX0821	SP4	L3.0

注：测量使用检验刀片SNMG120408
刀体和配件包括在供货范围之内

PSSNR/L

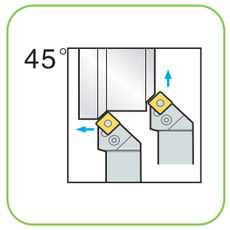

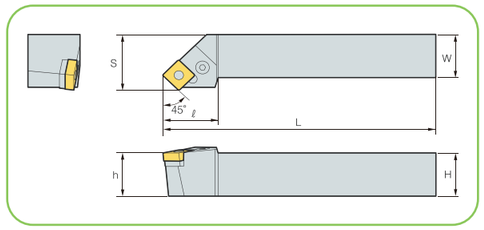



货　号	型　号	H	W	L	l	h	s
940.0220.146	PSSNR2020K12	20	20	125	26	20	25
941.0220.146	PSSNL2020K12	20	20	125	26	20	25
940.0221.146	PSSNR2525M12	25	25	150	26	25	32
941.0221.146	PSSNL2525M12	25	25	150	26	25	32
940.0222.146	PSSNR3232P12	32	32	170	26	32	40
941.0222.146	PSSNL3232P12	32	32	170	26	32	40
940.0223.146	PSSNR2525M15	25	25	150	32	25	32
941.0223.146	PSSNL2525M15	25	25	150	32	25	32
940.0224.146	PSSNR3232P15	32	32	170	32	32	40
941.0224.146	PSSNL3232P15	32	32	170	32	32	40

型　号	刀　片	刀　垫	销　钉	压　板	双头螺钉	扳 手
PSSNR2020K12	SN□□1204□□	SS42	LV4	VHX0821	SP4	L3.0
PSSNL2020K12	SN□□1204□□	SS42	LV4	VHX0821	SP4	L3.0
PSSNR2525M12	SN□□1204□□	SS42	LV4	VHX0821	SP4	L3.0
PSSNL2525M12	SN□□1204□□	SS42	LV4	VHX0821	SP4	L3.0
PSSNR3232P12	SN□□1204□□	SS42	LV4	VHX0821	SP4	L3.0
PSSNL3232P12	SN□□1204□□	SS42	LV4	VHX0821	SP4	L3.0
PSSNR2525M15	SN□□1506□□	SS53	LV5	VHX0825	SP5	L3.0
PSSNL2525M15	SN□□1506□□	SS53	LV5	VHX0825	SP5	L3.0
PSSNR3232P15	SN□□1506□□	SS53	LV5	VHX0825	SP5	L3.0
PSSNL3232P15	SN□□1506□□	SS53	LV5	VHX0825	SP5	L3.0

注：测量使用检验刀片SNMG120408,SNMG150612
刀体和配件包括在供货范围之内

PTGNR/L

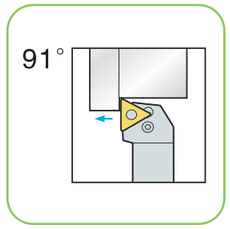

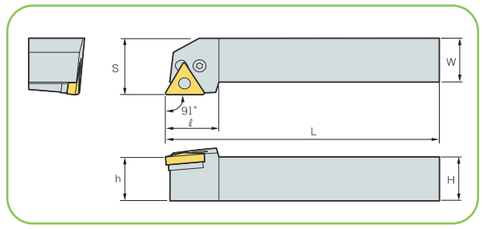

货　号	型　号	H	W	L	l	h	s
940.0259.146	PTGNR1616H16	16	16	100	26	16	20
941.0259.146	PTGNL1616H16	16	16	100	26	16	20
940.0260.146	PTGNR2020K16	20	20	125	26	20	25
941.0260.146	PTGNL2020K16	20	20	125	26	20	25
940.0261.146	PTGNR2525M16	25	25	150	26	25	32
941.0261.146	PTGNL2525M16	25	25	150	26	25	32
940.0262.146	PTGNR2525M22	25	25	150	28	25	32
941.0262.146	PTGNL2525M22	25	25	150	28	25	32
940.0263.146	PTGNR3232P22	32	32	170	28	32	40
941.0263.146	PTGNL3232P22	32	32	170	28	32	40

型　号	刀　片	刀　垫	销　钉	压　板	双头螺钉	扳 手
PTGNR1616H16	TN□□1604□□	ST317	LV3	VHX0617	SP3	L2.5
PTGNL1616H16	TN□□1604□□	ST317	LV3	VHX0617	SP3	L2.5
PTGNR2020K16	TN□□1604□□	ST317	LV3	VHX0617	SP3	L2.5
PTGNL2020K16	TN□□1604□□	ST317	LV3	VHX0617	SP3	L2.5
PTGNR2525M16	TN□□1604□□	ST317	LV3	VHX0617	SP3	L2.5
PTGNL2525M16	TN□□1604□□	ST317	LV3	VHX0617	SP3	L2.5
PTGNR2525M22	TN□□2204□□	ST42	LV4	VHX0821	SP4	L3.0
PTGNL2525M22	TN□□2204□□	ST42	LV4	VHX0821	SP4	L3.0
PTGNR3232P22	TN□□2204□□	ST42	LV4	VHX0821	SP4	L3.0
PTGNL3232P2	TN□□2204□□	ST42	LV4	VHX0821	SP4	L3.0

注：测量使用检验刀片TNMG160404,TNMG220408
刀体和配件包括在供货范围之内

PWLNR/L

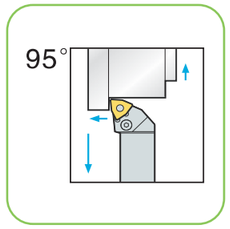

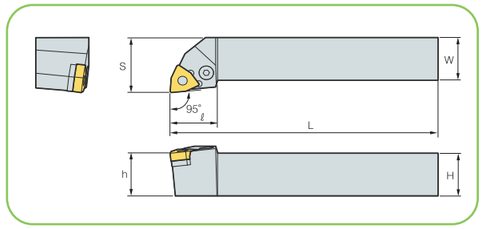

货　号	型　号	H	W	L	l	h	s
940.0266.146	PWLNR1616H06	16	16	100	20	16	20
941.0266.146	PWLNL1616H06	16	16	100	20	16	20
940.0267.146	PWLNR2020K06	20	20	125	20	20	25
941.0267.146	PWLNL2020K06	20	20	125	20	20	25
940.0268.146	PWLNR1616H08	16	16	100	26	16	20
941.0268.146	PWLNL1616H08	16	16	100	26	16	20
940.0269.146	PWLNR2020K08	20	20	125	26	20	25
941.0269.146	PWLNL2020K08	20	20	125	26	20	25
940.0270.146	PWLNR2525M08	25	25	150	26	25	32
941.0270.146	PWLNL2525M08	25	25	150	26	25	32

型　号	刀　片	刀　垫	杠　杆	螺　钉	刀垫螺钉	扳 手
PWLNR1616H06	WN□□0604□□	SW317	LV3	VHX0617	SP3	L2.5
PWLNL1616H06	WN□□0604□□	SW317	LV3	VHX0617	SP3	L2.5
PWLNR2020K06	WN□□0604□□	SW317	LV3	VHX0617	SP3	L2.5
PWLNL2020K06	WN□□0604□□	SW317	LV3	VHX0617	SP3	L2.5
PWLNR1616H08	WN□□0804□□	SW42	LV4	VHX0821	SP4	L3.0
PWLNL1616H08	WN□□0804□□	SW42	LV4	VHX0821	SP4	L3.0
PWLNR2020K08	WN□□0804□□	SW42	LV4	VHX0821	SP4	L3.0
PWLNL2020K08	WN□□0804□□	SW42	LV4	VHX0821	SP4	L3.0
PWLNR2525M08	WN□□0804□□	SW42	LV4	VHX0821	SP4	L3.0
PWLNL2525M08	WN□□0804□□	SW42	LV4	VHX0821	SP4	L3.0

注：测量使用检验刀片WNMG060404,WNMG080408
　　刀体和配件包括在供货范围之内

SCACR/L

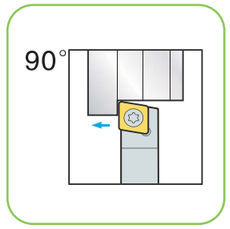

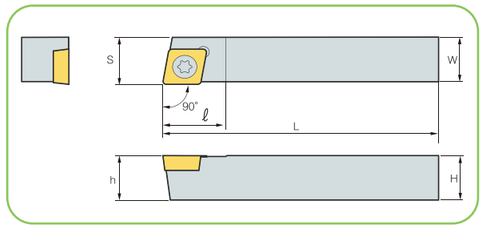

货　号	型　号	H	W	L	l	h	s
940.0322.146	SCACR0808F06	8	8	80	10	8	8
941.0322.146	SCACL0808F06	8	8	80	10	8	8
940.0323.146	SCACR1010K06	10	10	125	10	10	10
941.0323.146	SCACL1010K06	10	10	125	10	10	10
940.0324.146	SCACR1212K06	12	12	125	13	12	12
941.0324.146	SCACL1212K06	12	12	125	13	12	12
940.0325.146	SCACR1212K09	12	12	125	13	12	12
941.0325.146	SCACL1212K09	12	12	125	13	12	12

型　号	刀　　片	螺　　钉	扳　　手
SCACR0808F06	CC □□0602□□	M2.5×6	T–8
SCACL0808F06	CC □□0602□□	M2.5×6	T–8
SCACR1010K06	CC □□0602□□	M2.5×6	T–8
SCACL1010K06	CC □□0602□□	M2.5×6	T–8
SCACR1212K06	CC □□0602□□	M2.5×6	T–8
SCACL1212K06	CC □□0602□□	M2.5×6	T–8
SCACR1212K09	CC □□09T3□□	M3.5×9	T–15
SCACL1212K09	CC □□09T3□□	M3.5×9	T–15

注：测量使用检验刀片CCMT060204,CCMT09T304
　　刀体和配件包括在供货范围之内

SCBCR/L

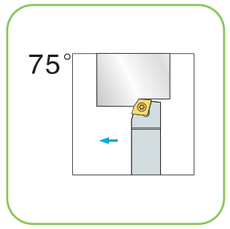

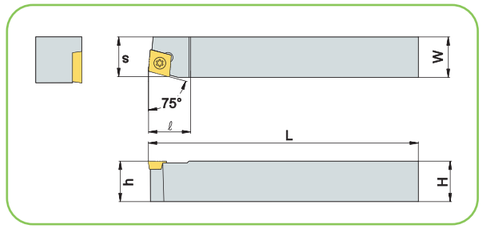

货　号	型　号	H	W	L	l	h	s
940.0328.146	SCBCR1212F06	12	12	80	13	12	12
941.0328.146	SCBCL1212F06	12	12	80	13	12	12
940.0329.146	SCBCR1616H06	16	16	100	13	16	14
941.0329.146	SCBCL1616H06	16	16	100	13	16	14
940.0330.146	SCBCR1212F09	12	12	80	13	12	12
941.0330.146	SCBCL1212F09	12	12	80	13	12	12
940.0331.146	SCBCR1616H09	16	16	100	20	16	14
941.0331.146	SCBCL1616H09	16	16	100	20	16	14
940.0332.146	SCBCR2020K09	20	20	125	20	20	17
941.0332.146	SCBCL2020K09	20	20	125	20	20	17
940.0333.146	SCBCR2525M09	25	25	150	20	25	22
941.0333.146	SCBCL2525M09	25	25	150	20	25	22
940.0334.146	SCBCR2020K12	20	20	125	20	20	17
941.0334.146	SCBCL2020K12	20	20	125	20	20	17
940.0335.146	SCBCR2525M12	25	25	150	20	25	22
941.0335.146	SCBCL2525M12	25	25	150	20	25	22

型　号	刀　　片	螺　　钉	扳　　手
SCBCR1212F06	CC □□0602□□	M2.5×6	T-8
SCBCL1212F06	CC □□0602□□	M2.5×6	T-8
SCBCR1616H06	CC □□0602□□	M2.5×6	T-8
SCBCL1616H06	CC □□0602□□	M2.5×6	T-8
SCBCR1212F09	CC □□09T3□□	M3.5×9	T-15
SCBCL1212F09	CC □□09T3□□	M3.5×9	T-15
SCBCR1616H09	CC □□09T3□□	M3.5×9	T-15
SCBCL1616H09	CC □□09T3□□	M3.5×9	T-15
SCBCR2020K09	CC □□09T3□□	M3.5×9	T-15
SCBCL2020K09	CC □□09T3□□	M3.5×9	T-15
SCBCR2525M09	CC □□09T3□□	M3.5×9	T-15
SCBCL2525M09	CC □□09T3□□	M3.5×9	T-15
SCBCR2020K12	CC □□1204□□	M5×12	T-20
SCBCL2020K12	CC □□1204□□	M5×12	T-20
SCBCR2525M12	CC □□1204□□	M5×12	T-20
SCBCL2525M12	CC □□1204□□	M5×12	T-20

注：测量使用检验刀片CCMT060204,CCMT09T304,CCMT120408
刀体和配件包括在供货范围之内

SCFCR/L

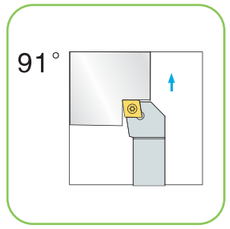

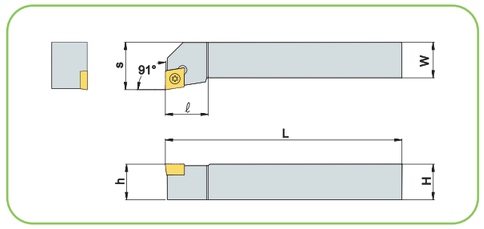

货　号	型　号	H	W	L	l	h	s
940.0338.146	SCFCR1010F06	10	10	80	14	10	12
941.0338.146	SCFCL1010F06	10	10	80	14	10	12
940.0339.146	SCFCR1212F06	12	12	80	14	12	16
941.0339.146	SCFCL1212F06	12	12	80	14	12	16
940.0340.146	SCFCR1616H09	16	16	100	16	16	20
941.0340.146	SCFCL1616H09	16	16	100	16	16	20
940.0341.146	SCFCR2020K09	20	20	125	16	20	25
941.0341.146	SCFCL2020K09	20	20	125	16	20	25
940.0342.146	SCFCR2525M09	25	25	150	16	25	32
941.0342.146	SCFCL2525M09	25	25	150	16	25	32

型　号	刀　　片	螺　　钉	扳　　手
SCFCR1010F06	CC □□0602□□	M2.5×6	T-8
SCFCL1010F06	CC □□0602□□	M2.5×6	T-8
SCFCR1212F06	CC □□0602□□	M2.5×6	T-8
SCFCL1212F06	CC □□0602□□	M2.5×6	T-8
SCFCR1616H09	CC □□09T3□□	M2.5×6	T-8
SCFCL1616H09	CC □□09T3□□	M2.5×6	T-8
SCFCR2020K09	CC □□09T3□□	M3.5×9	T-15
SCFCL2020K09	CC □□09T3□□	M3.5×9	T-15
SCFCR2525M09	CC □□09T3□□	M3.5×9	T-15
SCFCL2525M09	CC □□09T3□□	M3.5×9	T-15

注：测量使用检验刀片CCMT060204,CCMT09T304
刀体和配件包括在供货范围之内

SCKCR/L

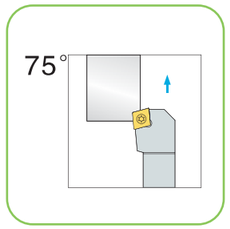

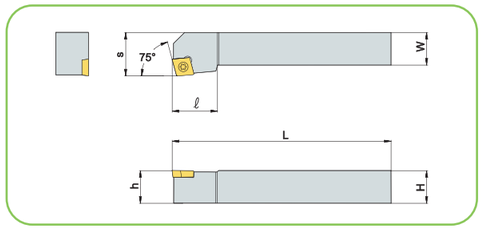



货　号	型　号	H	W	L	l	h	s
940.0345.146	SCKCR2020K09	20	20	125	23	20	25
941.0345.146	SCKCL2020K09	20	20	125	23	20	25
940.0346.146	SCKCR2525M09	25	25	150	23	25	32
941.0346.146	SCKCL2525M09	25	25	150	23	25	32
940.0347.146	SCKCR2020K12	20	20	125	28	20	25
941.0347.146	SCKCL2020K12	20	20	125	28	20	25
940.0348.146	SCKCR2525M12	25	25	150	28	25	32
941.0348.146	SCKCL2525M12	25	25	150	28	25	32

型　号	刀　　片	螺　　钉	扳　　手
SCKCR2020K09	CC □□09T3□□	M3.5×9	T-15
SCKCL2020K09	CC □□09T3□□	M3.5×9	T-15
SCKCR2525M09	CC □□09T3□□	M3.5×9	T-15
SCKCL2525M09	CC □□09T3□□	M3.5×9	T-15
SCKCR2020K12	CC □□1204□□	M5×12	T-20
SCKCL2020K12	CC □□1204□□	M5×12	T-20
SCKCR2525M12	CC □□1204□□	M5×12	T-20
SCKCL2525M12	CC □□1204□□	M5×12	T-20

注：测量使用检验刀片CCMT09T304,CCMT120408
刀体和配件包括在供货范围之内

SCLCR/L

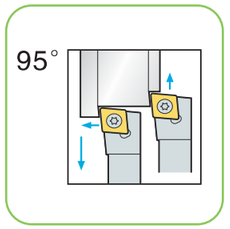

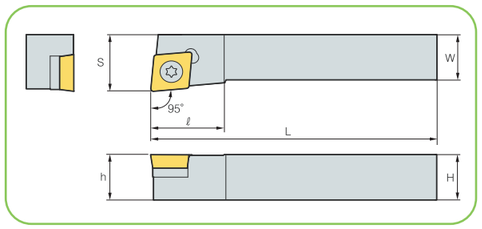

货　号	型　号	H	W	L	l	h	s
940.0351.146	SCLCR1010F06	10	10	80	12	10	12
941.0351.146	SCLCL1010F06	10	10	80	12	10	12
940.0352.146	SCLCR1212F09	12	12	80	16	12	16
941.0352.146	SCLCL1212F09	12	12	80	16	12	16
940.0353.146	SCLCR1616H09	16	16	100	16	16	20
941.0353.146	SCLCL1616H09	16	16	100	16	16	20
940.0354.146	SCLCR2020K09	20	20	125	16	20	25
941.0354.146	SCLCL2020K09	20	20	125	16	20	25
940.0355.146	SCLCR2525M09	25	25	150	16	25	32
941.0355.146	SCLCL2525M09	25	25	150	16	25	32
940.0356.146	SCLCR2020K12	20	20	125	20	20	25
941.0356.146	SCLCL2020K12	20	20	125	20	20	25
940.0357.146	SCLCR2525M12	25	25	150	20	25	32
941.0357.146	SCLCL2525M12	25	25	150	20	25	32
940.0358.146	SCLCR3232P12	32	32	170	20	32	40
941.0358.146	SCLCL3232P12	32	32	170	20	32	40

型　号	刀　　片	螺　　钉	扳　　手
SCLCR1010F06	CC □□0602□□	M2.5×6	T-8
SCLCL1010F06	CC □□0602□□	M2.5×6	T-8
SCLCR1212F09	CC □□09T3□□	M3.5×9	T-15
SCLCL1212F09	CC □□09T3□□	M3.5×9	T-15
SCLCR1616H09	CC □□09T3□□	M3.5×9	T-15
SCLCL1616H09	CC □□09T3□□	M3.5×9	T-15
SCLCR2020K09	CC □□09T3□□	M3.5×9	T-15
SCLCL2020K09	CC □□09T3□□	M3.5×9	T-15
SCLCR2525M09	CC □□09T3□□	M3.5×9	T-15
SCLCL2525M09	CC □□09T3□□	M3.5×9	T-15
SCLCR2020K12	CC □□1204□□	M5×12	T-20
SCLCL2020K12	CC □□1204□□	M5×12	T-20
SCLCR2525M12	CC □□1204□□	M5×12	T-20
SCLCL2525M12	CC □□1204□□	M5×12	T-20
SCLCR3232P12	CC □□1204□□	M5×12	T-20
SCLCL3232P12	CC □□1204□□	M5×12	T-20

注：测量使用检验刀片CCMT060204,CCMT09T304，CCMT120408
刀体和配件包括在供货范围之内

SCMCN

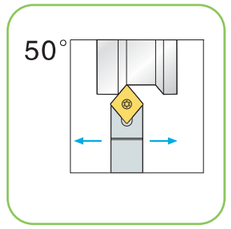

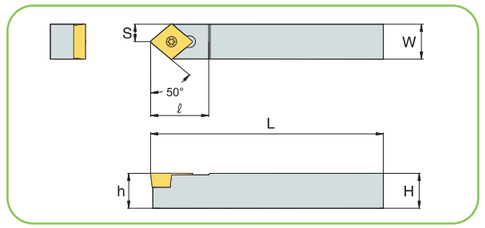

货　号	型　号	H	W	L	l	h	s
940.0361.146	SCMCN1010F06	10	10	80	10	10	5
940.0362.146	SCMCN1212F09	12	12	80	15	12	6
940.0363.146	SCMCN1616H09	16	16	100	15	16	8
940.0364.146	SCMCN2020K09	20	20	125	15	20	10
940.0365.146	SCMCN2525M09	25	25	150	15	25	12.5
940.0366.146	SCMCN2020K12	20	20	125	20	20	10
940.0367.146	SCMCN2525M12	25	25	150	20	25	12.5

型　号	刀　　片	螺　　钉	扳　　手
SCMCN1010F06	CC □□0602□□	M2.5×6	T-8
SCMCN1212F09	CC □□09T3□□	M3.5×9	T-15
SCMCN1616H09	CC □□09T3□□	M3.5×9	T-15
SCMCN2020K09	CC □□09T3□□	M3.5×9	T-15
SCMCN2525M09	CC □□09T3□□	M3.5×9	T-15
SCMCN2020K12	CC □□1204□□	M5×12	T-20
SCMCN2525M12	CC □□1204□□	M5×12	T-20

注：测量使用检验刀片CCMT060204,CCMT09T304,CCMT120408
刀体和配件包括在供货范围之内

SCMCN-100

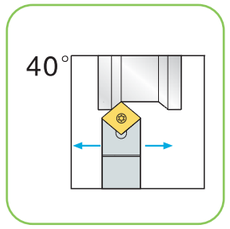

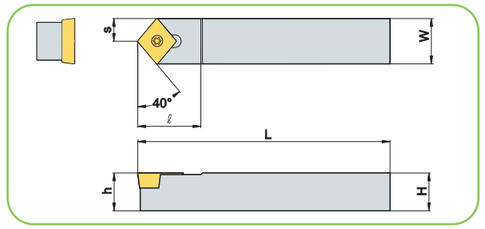



货　号	型　号	H	W	L	l	h	s
940.0370.146	SCMCN1010F06-100	10	10	80	13	10	5
940.0371.146	SCMCN1212F09-100	12	12	80	18	12	6
940.0372.146	SCMCN1616H09-100	16	16	100	18	16	8
940.0373.146	SCMCN2020K09-100	20	20	125	18	20	10
940.0374.146	SCMCN2525M09-100	25	25	150	18	25	12.5
940.0375.146	SCMCN2020K12-100	20	20	125	23	20	10
940.0376.146	SCMCN2525M12-100	25	25	150	23	25	12.5

型　号	刀　　片	螺　　钉	扳　　手
SCMCN1010F06-100	CC □□0602□□	M2.5×6	T-8
SCMCN1212F09-100	CC □□09T3□□	M3.5×9	T-15
SCMCN1616H09-100	CC □□09T3□□	M3.5×9	T-15
SCMCN2020K09-100	CC □□09T3□□	M3.5×9	T-15
SCMCN2525M09-100	CC □□09T3□□	M3.5×9	T-15
SCMCN2020K12-100	CC □□1204□□	M5×12	T-20
SCMCN2525M12-100	CC □□1204□□	M5×12	T-20

注：测量使用检验刀片CCMT060204,CCMT09T304,CCMT120408
刀体和配件包括在供货范围之内

SDACR/L

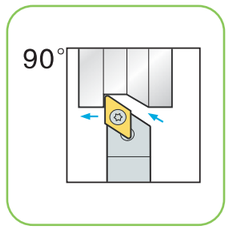

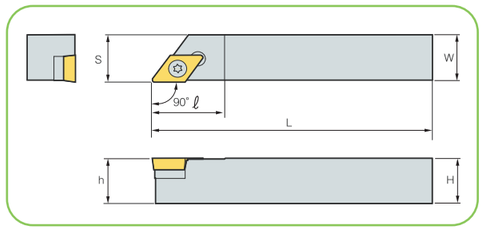

货　号	型　号	H	W	L	l	h	s
940.0383.146	SDACR0808F07	8	8	80	15	8	8
941.0383.146	SDACL0808F07	8	8	80	15	8	8
940.0384.146	SDACR1010F07	10	10	80	15	10	10
941.0384.146	SDACL1010F07	10	10	80	15	10	10
940.0385.146	SDACR1212F07	12	12	80	15	12	12
941.0385.146	SDACL1212F07	12	12	80	15	12	12
940.0386.146	SDACR1212K11	12	12	125	22	12	12
941.0386.146	SDACL1212K11	12	12	125	22	12	12
940.0387.146	SDACR1616H11	16	16	125	22	16	16
941.0387.146	SDACL1616H11	16	16	125	22	16	16
940.0388.146	SDACR2020K11	20	20	125	22	20	20
941.0388.146	SDACL2020K11	20	20	125	22	20	20
940.0389.146	SDACR2525M11	25	25	150	22	25	25
941.0389.146	SDACL2525M11	25	25	150	22	25	25

型　号	刀　片	螺　钉	扳　手
SDACR0808F07	DC □□0702□□	M2.5×8	T-8
SDACL0808F07	DC □□0702□□	M2.5×8	T-8
SDACR1010F07	DC □□0702□□	M2.5×8	T-8
SDACL1010F07	DC □□0702□□	M2.5×8	T-8
SDACR1212F07	DC □□0702□□	M2.5×8	T-8
SDACL1212F07	DC □□0702□□	M2.5×8	T-8
SDACR1212K11	DC □□11T3□□	M3.5×9	T-15
SDACL1212K11	DC □□11T3□□	M3.5×9	T-15
SDACR1616H11	DC □□11T3□□	M3.5×9	T-15
SDACL1616H11	DC □□11T3□□	M3.5×9	T-15
SDACR2020K11	DC □□11T3□□	M3.5×9	T-15
SDACL2020K11	DC □□11T3□□	M3.5×9	T-15
SDACR2525M11	DC □□11T3□□	M3.5×9	T-15
SDACL2525M11	DC □□11T3□□	M3.5×9	T-15

注：测量使用检验刀片DCMT070204,DCMT11T304
刀体和配件包括在供货范围之内

SDJCR/L

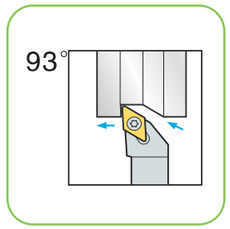

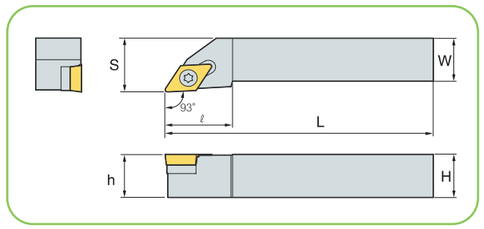



货　号	型　号	H	W	L	l	h	s
940.0397.146	SDJCR1010F07	10	10	80	14	10	12
941.0397.146	SDJCL1010F07	10	10	80	14	10	12
940.0398.146	SDJCR1212F07	12	12	80	14	12	16
941.0398.146	SDJCL1212F07	12	12	80	14	12	16
940.0399.146	SDJCR1616H07	16	16	100	14	16	20
941.0399.146	SDJCL1616H07	16	16	100	14	16	20
940.0400.146	SDJCR1212F11	12	12	80	20	12	16
941.0400.146	SDJCL1212F11	12	12	80	20	12	16
940.0401.146	SDJCR1616H11	16	16	100	20	16	20
941.0401.146	SDJCL1616H11	16	16	100	20	16	20
940.0402.146	SDJCR2020K11	20	20	125	20	20	25
941.0402.146	SDJCL2020K11	20	20	125	20	20	25
940.0403.146	SDJCR2525M11	25	25	150	22	25	32
941.0403.146	SDJCL2525M11	25	25	150	22	25	32
940.0404.146	SDJCR3232P11	32	32	170	23	32	40
941.0404.146	SDJCL3232P11	32	32	170	23	32	40
940.0405.146	SDJCR4040R11	40	40	200	25	40	50
941.0405.146	SDJCL4040R11	40	40	200	25	40	50

型　号	刀　片	螺　钉	扳　手
SDJCR1010F07	DC □□0702□□	M2.5×8	T-8
SDJCL1010F07	DC □□0702□□	M2.5×8	T-8
SDJCR1212F07	DC □□0702□□	M2.5×8	T-8
SDJCL1212F07	DC □□0702□□	M2.5×8	T-8
SDJCR1616H07	DC □□0702□□	M2.5×8	T-8
SDJCL1616H07	DC □□0702□□	M2.5×8	T-8
SDJCR1212F11	DC □□11T3□□	M3.5×9	T-15
SDJCL1212F11	DC □□11T3□□	M3.5×9	T-15
SDJCR1616H11	DC □□11T3□□	M3.5×9	T-15
SDJCL1616H11	DC □□11T3□□	M3.5×9	T-15
SDJCR2020K11	DC □□11T3□□	M3.5×9	T-15
SDJCL2020K11	DC □□11T3□□	M3.5×9	T-15
SDJCR2525M11	DC □□11T3□□	M3.5×9	T-15
SDJCL2525M11	DC □□11T3□□	M3.5×9	T-15
SDJCR3232P11	DC □□11T3□□	M3.5×9	T-15
SDJCL3232P11	DC □□11T3□□	M3.5×9	T-15
SDJCR4040R11	DC □□11T3□□	M3.5×9	T-15
SDJCL4040R11	DC □□11T3□□	M3.5×9	T-15

注：测量使用检验刀片DCMT070204,DCMT11T304
刀体和配件包括在供货范围之内

SDFCR/L

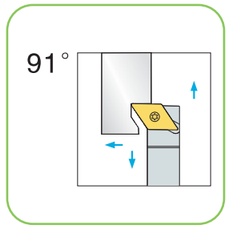

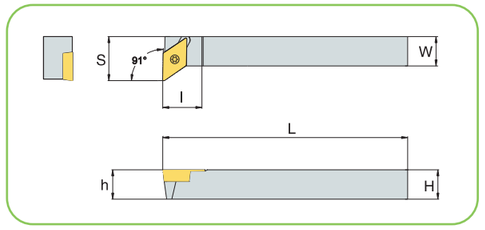

货　号	型　号	H	W	L	l	h	s
940.0392.146	SDFCR1212H07	12	12	100	8	12	16
941.0392.146	SDFCL1212H07	12	12	100	8	12	16
940.0393.146	SDFCR1212H11	12	12	100	14	12	18
941.0393.146	SDFCL1212H11	12	12	100	14	12	18
940.0394.146	SDFCR1616K11	16	16	125	14	16	20
941.0394.146	SDFCL1616K11	16	16	125	14	16	20

型　号	刀　　片	螺　　钉	扳　　手
SDFCR1212H07	DC □□0702□□	M2.5×8	T-8
SDFCL1212H07	DC □□0702□□	M2.5×8	T-8
SDFCR1212H11	DC □□11T3□□	M3.5×9	T-15
SDFCL1212H11	DC □□11T3□□	M3.5×9	T-15
SDFCR1616K11	DC □□11T3□□	M3.5×9	T-15
SDFCL1616K11	DC □□11T3□□	M3.5×9	T-15

注：测量使用检验刀片DCMT070204,DCMT11T304
刀体和配件包括在供货范围之内

SDNCN

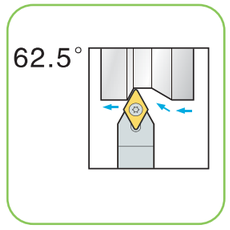

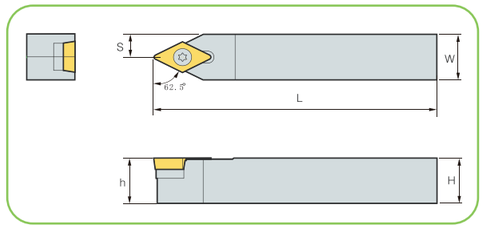

货　号	型　号	H	W	L	l	h	s
940.0412.146	SDNCN0808F07	8	8	80	14	8	4
940.0413.146	SDNCN1010F07	10	10	80	14	10	5
940.0414.146	SDNCN1212F07	12	12	80	14	12	6
940.0415.146	SDNCN1212H11	12	12	100	21	12	6
940.0416.146	SDNCN1616H11	16	16	100	21	16	8
940.0417.146	SDNCN2020K11	20	20	125	21	20	10
940.0418.146	SDNCN2525M11	25	25	150	21	25	12.5

型　号	刀　　片	螺　　钉	扳　　手
SDNCN0808F07	DC □□0702□□	M2.5×8	T-8
SDNCN1010F07	DC □□0702□□	M2.5×8	T-8
SDNCN1212F07	DC □□11T3□□	M3.5×9	T-15
SDNCN1212H11	DC □□11T3□□	M3.5×9	T-15
SDNCN1616H11	DC □□11T3□□	M3.5×9	T-15
SDNCN2020K11	DC □□11T3□□	M3.5×9	T-15
SDNCN2525M11	DC □□11T3□□	M3.5×9	T-15

注：测量使用检验刀片DCMT070204,DCMT11T304
刀体和配件包括在供货范围之内

SDQCR/L

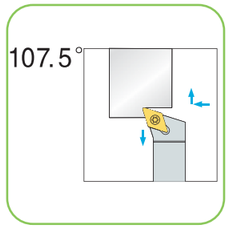

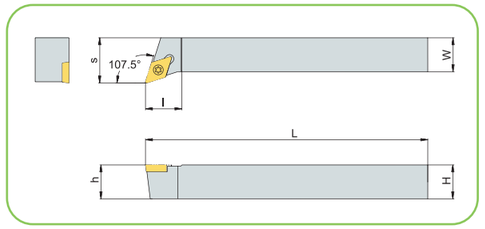



货　号	型　号	H	W	L	l	h	s
940.0421.146	SDQCR1010F07	10	10	80	5	10	12
941.0421.146	SDQCL1010F07	10	10	80	5	10	12
940.0422.146	SDQCR1212F07	12	12	80	13	12	16
941.0422.146	SDQCL1212F07	12	12	80	13	12	16
940.0423.146	SDQCR1212F11	12	12	80	14	12	16
941.0423.146	SDQCL1212F11	12	12	80	14	12	16
940.0424.146	SDQCR1616H11	16	16	100	14	16	20
941.0424.146	SDQCL1616H11	16	16	100	14	16	20
940.0425.146	SDQCR2020K11	20	20	125	16	20	25
941.0425.146	SDQCL2020K11	20	20	125	16	20	25
940.0426.146	SDQCR2525M11	25	25	150	22	25	32
941.0426.146	SDQCL2525M11	25	25	150	22	25	32

型　号	刀　　片	螺　　钉	扳　　手
SDQCR1010F07	DC □□0702□□	M2.5×8	T-8
SDQCL1010F07	DC □□0702□□	M2.5×8	T-8
SDQCR1212F07	DC □□0702□□	M2.5×8	T-8
SDQCL1212F07	DC □□0702□□	M2.5×8	T-8
SDQCR1212F11	DC □□11T3□□	M3.5×9	T-15
SDQCL1212F11	DC □□11T3□□	M3.5×9	T-15
SDQCR1616H11	DC □□11T3□□	M3.5×9	T-15
SDQCL1616H11	DC □□11T3□□	M3.5×9	T-15
SDQCR2020K11	DC □□11T3□□	M3.5×9	T-15
SDQCL2020K11	DC □□11T3□□	M3.5×9	T-15
SDQCR2525M11	DC □□11T3□□	M3.5×9	T-15
SDQCL2525M11	DC □□11T3□□	M3.5×9	T-15

注：测量使用检验刀片DCMT070204,DCMT11T304
刀体和配件包括在供货范围之内

SRDCN

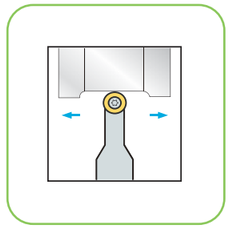

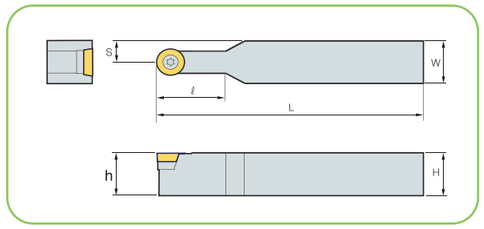



货　号	型　号	H	W	L	l	h	s
940.0436.146	SRDCN1616H08	16	16	100	16	16	8
940.0437.146	SRDCN2020K08	20	20	125	16	20	10
940.0438.146	SRDCN2525M08	25	25	150	16	25	12.5

型　号	刀　　片	螺　　钉	扳　　手
SRDCN1616H08	RC □□0803□□	M2.5×8	T-8
SRDCN2020K08	RC □□0803□□	M2.5×8	T-8
SRDCN2525M08	RC □□0803□□	M2.5×8	T-8

注：测量使用检验刀片RCMX0803M0
刀体和配件包括在供货范围之内

SSBCR/L

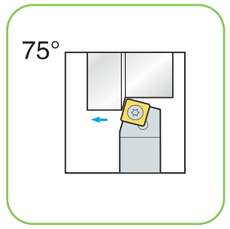

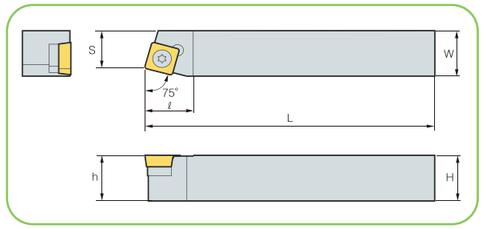

货　号	型　号	H	W	L	l	h	s
940.0450.146	SSBCR1212F09	12	12	80	18	12	9.5
941.0450.146	SSBCL1212F09	12	12	80	18	12	9.5
940.0451.146	SSBCR1616H09	16	16	100	18	16	12
941.0451.146	SSBCL1616H09	16	16	100	18	16	12
940.0452.146	SSBCR2020K09	20	20	125	18	20	17
941.0452.146	SSBCL2020K09	20	20	125	18	20	17
940.0453.146	SSBCR2020K12	20	20	125	22	20	17
941.0453.146	SSBCL2020K12	20	20	125	22	20	17
940.0454.146	SSBCR2525M12	25	25	150	22	25	22
941.0454.146	SSBCL2525M12	25	25	150	22	25	22

型　号	刀　　片	螺　　钉	扳　　手
SSBCR1212F09	SC □□09T3□□	M3.5×9	T-15
SSBCL1212F09	SC □□09T3□□	M3.5×9	T-15
SSBCR1616H09	SC □□09T3□□	M3.5×9	T-15
SSBCL1616H09	SC □□09T3□□	M3.5×9	T-15
SSBCR2020K09	SC □□09T3□□	M3.5×9	T-15
SSBCL2020K09	SC □□09T3□□	M3.5×9	T-15
SSBCR2020K12	SC □□1204□□	M5×12	T-20
SSBCL2020K12	SC □□1204□□	M5×12	T-20
SSBCR2525M12	SC □□1204□□	M5×12	T-20
SSBCL2525M12	SC □□1204□□	M5×12	T-20

注：测量使用检验刀片SCMT09T304,SCMT120408
刀体和配件包括在供货范围之内

SSDCN

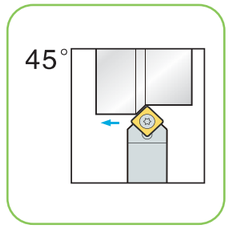

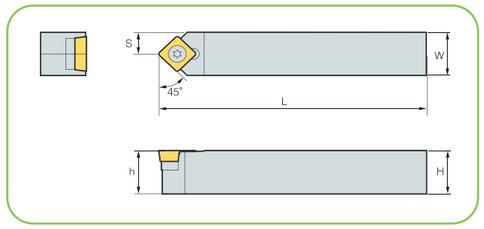



货　号	型　号	H	W	L	l	h	s
940.0457.146	SSDCN1212F09	12	12	80	16	12	6
940.0458.146	SSDCN1616H09	16	16	100	16	16	8
940.0459.146	SSDCN2020K09	20	20	125	16	20	10
940.0460.146	SSDCN2525M09	25	25	150	16	25	12.5

型　号	刀　　片	螺　　钉	扳　　手
SSDCN1212F09	SC □□09T3□□	M3.5×9	T-15
SSDCN1616H09	SC □□09T3□□	M3.5×9	T-15
SSDCN2020K09	SC □□09T3□□	M3.5×9	T-15
SSDCN2525M09	SC □□09T3□□	M3.5×9	T-15

注：测量使用检验刀片SCMT09T304
刀体和配件包括在供货范围之内

SSKCR/L

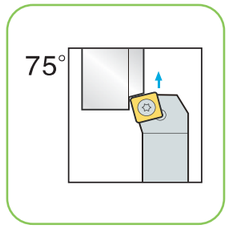

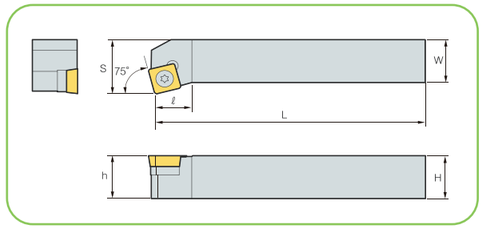



货　号	型　号	H	W	L	l	h	s
940.0463.146	SSKCR1212F09	12	12	80	16	12	16
941.0463.146	SSKCL1212F09	12	12	80	16	12	16
940.0464.146	SSKCR1616H09	16	16	100	16	16	20
941.0464.146	SSKCL1616H09	16	16	100	16	16	20
940.0465.146	SSKCR2020K09	20	20	125	18	20	25
941.0465.146	SSKCL2020K09	20	20	125	18	20	25
940.0466.146	SSKCR2525M09	25	25	150	25	25	32
941.0466.146	SSKCL2525M09	25	25	150	25	25	32
940.0467.146	SSKCR2525M12	25	25	150	25	25	32
941.0467.146	SSKCL2525M12	25	25	150	25	25	32

型　号	刀　　片	螺　　钉	扳　　手
SSKCR1212F09	SC□□09T3□□	M3.5×9	T-15
SSKCL1212F09	SC□□09T3□□	M3.5×9	T-15
SSKCR1616H09	SC□□09T3□□	M3.5×9	T-15
SSKCL1616H09	SC□□09T3□□	M3.5×9	T-15
SSKCR2020K09	SC□□09T3□□	M3.5×9	T-15
SSKCL2020K09	SC□□09T3□□	M3.5×9	T-15
SSKCR2525M09	SC□□09T3□□	M3.5×9	T-15
SSKCL2525M09	SC□□09T3□□	M3.5×9	T-15
SSKCR2525M12	SC□□1204□□	M5×12	T-20
SSKCL2525M12	SC□□1204□□	M5×12	T-20

注：测量使用检验刀片SCMT09T304,SCMT120408

刀体和配件包括在供货范围之内

SSSCR/L

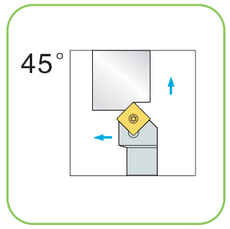

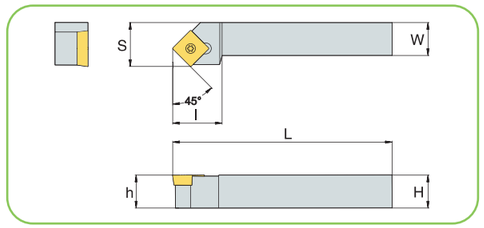



货　号	型　号	H	W	L	l	h	s
940.0470.146	SSSCR1212F09	12	12	80	16	12	16
941.0470.146	SSSCL1212F09	12	12	80	16	12	16
940.0471.146	SSSCR1616H09	16	16	100	16	16	20
941.0471.146	SSSCL1616H09	16	16	100	16	16	20
940.0472.146	SSSCR2020K09	20	20	125	18	20	25
941.0472.146	SSSCL2020K09	20	20	125	18	20	25
940.0473.146	SSSCR2525M09	25	25	150	25	25	32
941.0473.146	SSSCL2525M09	25	25	150	25	25	32
940.0474.146	SSSCR2525M12	25	25	150	25	25	32
941.0474.146	SSSCL2525M12	25	25	150	25	25	32

型　号	刀　　片	螺　　钉	扳　　手
SSSCR1212F09	SC□□09T3□□	M3.5×9	T-15
SSSCL1212F09	SC□□09T3□□	M3.5×9	T-15
SSSCR1616H09	SC□□09T3□□	M3.5×9	T-15
SSSCL1616H09	SC□□09T3□□	M3.5×9	T-15
SSSCR2020K09	SC□□09T3□□	M3.5×9	T-15
SSSCL2020K09	SC□□09T3□□	M3.5×9	T-15
SSSCR2525M09	SC□□09T3□□	M3.5×9	T-15
SSSCL2525M09	SC□□09T3□□	M3.5×9	T-15
SSSCR2525M12	SC□□1204□□	M5×12	T-20
SSSCL2525M12	SC□□1204□□	M5×12	T-20

注：测量使用检验刀片SCMT09T304,SCMT120408

刀体和配件包括在供货范围之内

STGCR/L

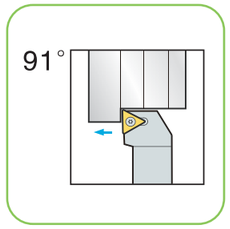

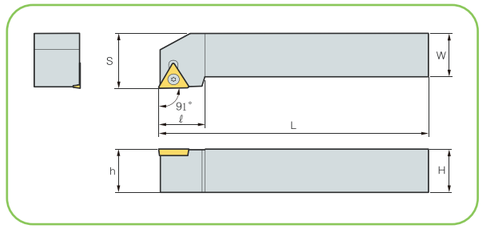

货　号	型　号	H	W	L	l	h	s
940.0477.146	STGCR1616H11	16	16	100	14	16	20
941.0477.146	STGCL1616H11	16	16	100	14	16	20
940.0478.146	STGCR1616H16	16	16	100	14	16	20
941.0478.146	STGCL1616H16	16	16	100	14	16	20
940.0479.146	STGCR2020K16	20	20	125	20	20	25
941.0479.146	STGCL2020K16	20	20	125	20	20	25
940.0480.146	STGCR2525M16	25	25	150	20	25	32
941.0480.146	STGCL2525M16	25	25	150	20	25	32

型　号	刀　　片	螺　　钉	扳　　手
STGCR1616H11	TC □□1102□□	M2.5×8	T-8
STGCL1616H11	TC □□1102□□	M2.5×8	T-8
STGCR1616H16	TC □□16T3□□	M3.5×9	T-15
STGCL1616H16	TC □□16T3 □□	M3.5×9	T-15
STGCR2020K16	TC □□16T3□□	M3.5×9	T-15
STGCL2020K16	TC □□16T3 □□	M3.5×9	T-15
STGCR2525M16	TC □□16T3□□	M3.5×9	T-15
STGCL2525M16	TC □□16T3□□	M3.5×9	T-15

注：测量使用检验刀片TCMT110204,TCMT16T304

刀体和配件包括在供货范围之内

STFCR/L

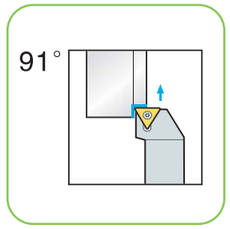

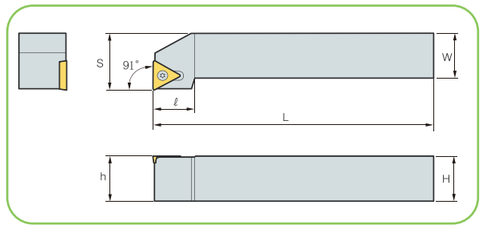

货　号	型　号	H	W	L	l	h	s
940.0483.146	STFCR1212F09	12	12	80	14	12	16
941.0483.146	STFCL1212F09	12	12	80	14	12	16
940.0484.146	STFCR1212F11	12	12	80	14	12	16
941.0484.146	STFCL1212F11	12	12	80	14	12	16
940.0485.146	STFCR1616H11	16	16	100	14	16	20
941.0485.146	STFCL1616H11	16	16	100	14	16	20
940.0486.146	STFCR2020K16	20	20	125	22	20	25
941.0486.146	STFCL2020K16	20	20	125	22	20	25
940.0487.146	STFCR2525M16	25	25	150	22	25	32
941.0487.146	STFCL2525M16	25	25	150	22	25	32
940.0488.146	STFCR3232P16	32	32	170	22	32	40
941.0488.146	STFCL3232P16	32	32	170	22	32	40

型　号	刀　　片	螺　　钉	扳　　手
STFCR1212F09	TC □□0902□□	M2.2×6	T-6
STFCL1212F09	TC □□0902□□	M2.2×6	T-6
STFCR1212F11	TC □□1102□□	M2.5×8	T-8
STFCL1212F11	TC □□1102□□	M2.5×8	T-8
STFCR1616H11	TC □□1102□□	M2.5×8	T-8
STFCL1616H11	TC □□1102□□	M2.5×8	T-8
STFCR2020K16	TC □□16T3□□	M3.5×9	T-15
STFCL2020K16	TC □□16T3□□	M3.5×9	T-15
STFCR2525M16	TC □□16T3□□	M3.5×9	T-15
STFCL2525M16	TC □□16T3□□	M3.5×9	T-15
STFCR3232P16	TC □□16T3□□	M3.5×9	T-15
STFCL3232P16	TC □□16T3□□	M3.5×9	T-15

注：测量使用检验刀片TCMT090204,TCMT110204,TCMT16T304

刀体和配件包括在供货范围之内

STJCR/L

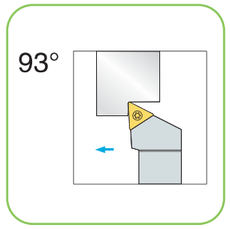

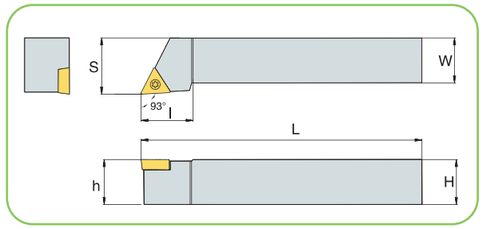

货　号	型　号	H	W	L	l	h	s
940.0491.146	STJCR1212F11	12	12	80	18	12	16
941.0491.146	STJCL1212F11	12	12	80	18	12	16
940.0492.146	STJCR1616H11	16	16	100	18	16	20
941.0492.146	STJCL1616H11	16	16	100	18	16	20

型　号	刀　　片	螺　　钉	扳　　手
STJCR1212F11	TC □□1102□□	M2.5×8	T-8
STJCL1212F11	TC □□1102□□	M2.5×8	T-8
STJCR1616H11	TC □□1102□□	M2.5×8	T-8
STJCL1616H11	TC □□1102□□	M2.5×8	T-8

注：测量使用检验刀片TCMT110204
刀体和配件包括在供货范围之内

STWCR/L

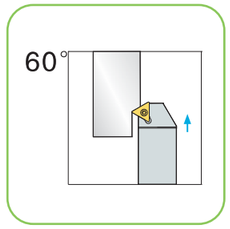

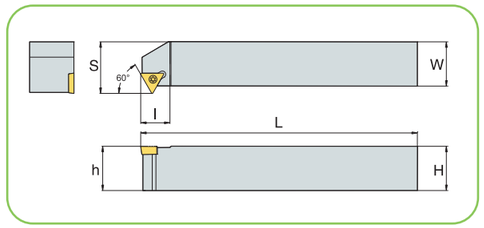

货　号	型　号	H	W	L	l	h	s
940.0495.146	STWCR1616H11	16	16	100	8	16	19.3
941.0495.146	STWCL1616H11	16	16	100	8	16	19.3
940.0496.146	STWCR2020K11	20	20	125	8	20	23.3
941.0496.146	STWCL2020K11	20	20	125	8	20	23.3
940.0497.146	STWCR2525M11	25	25	150	8	25	28.3
941.0497.146	STWCL2525M11	25	25	150	8	25	28.3
940.0498.146	STWCR1616H16	16	16	100	12	16	21
941.0498.146	STWCL1616H16	16	16	100	12	16	21
940.0499.146	STWCR2020K16	20	20	125	12	20	26
941.0499.146	STWCL2020K16	20	20	125	12	20	26
940.0500.146	STWCR2525M16	25	25	150	12	25	31
941.0500.146	STWCL2525M16	25	25	150	12	25	31
940.0501.146	STWCR3232P16	32	32	170	12	32	38
941.0501.146	STWCL3232P16	32	32	170	12	32	38

型　号	刀　　片	螺　　钉	扳　　手
STWCR1616H11	TC □□1102□□	M2.5×8	T-8
STWCL1616H11	TC □□1102□□	M2.5×8	T-8
STWCR2020K11	TC □□1102□□	M2.5×8	T-8
STWCL2020K11	TC □□1102□□	M2.5×8	T-8
STWCR2525M11	TC □□1102□□	M2.5×8	T-8
STWCL2525M11	TC □□1102□□	M2.5×8	T-8
STWCR1616H16	TC □□16T3□□	M3.5×9	T-15
STWCL1616H16	TC □□16T3□□	M3.5×9	T-15
STWCR2020K16	TC □□16T3□□	M3.5×9	T-15
STWCL2020K16	TC □□16T3□□	M3.5×9	T-15
STWCR2525M16	TC □□16T3□□	M3.5×9	T-15
STWCL2525M16	TC □□16T3□□	M3.5×9	T-15
STWCR3232P16	TC □□16T3□□	M3.5×9	T-15
STWCL3232P16	TC □□16T3□□	M3.5×9	T-15

注：测量使用检验刀片TCMT110204,TCMT16T304
刀体和配件包括在供货范围之内

SVJBR/L

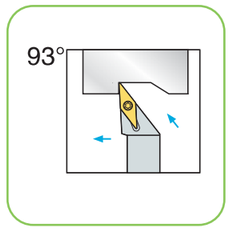

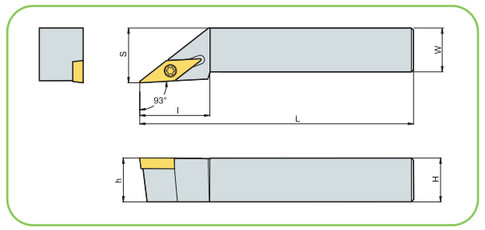

货　号	型　号	H	W	L	l	h	s
940.0512.146	SVJBR1212F11	12	12	80	22	12	16
941.0512.146	SVJBL1212F11	12	12	80	22	12	16
940.0513.146	SVJBR1616H11	16	16	100	25	16	20
941.0513.146	SVJBL1616H11	16	16	100	25	16	20
940.0514.146	SVJBR2020K11	20	20	125	32	20	25
941.0514.146	SVJBL2020K11	20	20	125	32	20	25
940.0515.146	SVJBR2525M11	25	25	150	38	25	32
941.0515.146	SVJBL2525M11	25	25	150	38	25	32
940.0516.146	SVJBR1616H16	16	16	100	30	16	20
941.0516.146	SVJBL1616H16	16	16	100	30	16	20
940.0517.146	SVJBR2020K16	20	20	125	32	20	25
941.0517.146	SVJBL2020K16	20	20	125	32	20	25
940.0518.146	SVJBR2525M16	25	25	150	40	25	32
941.0518.146	SVJBL2525M16	25	25	150	40	25	32
940.0519.146	SVJBR3232P16	32	32	170	45	32	40
941.0519.146	SVJBL3232P16	32	32	170	45	32	40

型　号	刀　　片	螺　　钉	扳　　手
SVJBR1212F11	VB □□1103□□	M2.5×8	T-8
SVJBL1212F11	VB □□1103□□	M2.5×8	T-8
SVJBR1616H11	VB □□1103□□	M2.5×8	T-8
SVJBL1616H11	VB □□1103□□	M2.5×8	T-8
SVJBR2020K11	VB □□1103□□	M2.5×8	T-8
SVJBL2020K11	VB □□1103□□	M2.5×8	T-8
SVJBR2525M11	VB □□1103□□	M2.5×8	T-8
SVJBL2525M11	VB □□1103□□	M2.5×8	T-8
SVJBR1616H16	VB □□1604□□	M3.5×9	T-15
SVJBL1616H16	VB □□1604□□	M3.5×9	T-15
SVJBR2020K16	VB □□1604□□	M3.5×9	T-15
SVJBL2020K16	VB □□1604□□	M3.5×9	T-15
SVJBR2525M16	VB □□1604□□	M3.5×9	T-15
SVJBL2525M16	VB □□1604□□	M3.5×9	T-15
SVJBR3232P16	VB □□1604□□	M3.5×9	T-15
SVJBL3232P16	VB □□1604□□	M3.5×9	T-15

注：测量使用检验刀片VBMT110304，VBMT160404
刀体和配件包括在供货范围之内

SVJCR/L

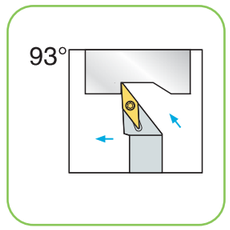

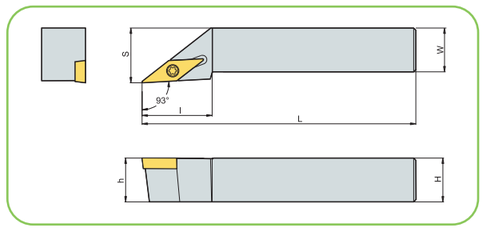



货　号	型　号	H	W	L	l	h	s
940.0522.146	SVJCR1212F11	12	12	80	22	12	16
941.0522.146	SVJCL1212F11	12	12	80	22	12	16
940.0523.146	SVJCR1616H11	16	16	100	25	16	20
941.0523.146	SVJCL1616H11	16	16	100	25	16	20
940.0524.146	SVJCR2020K11	20	20	125	32	20	25
941.0524.146	SVJCL2020K11	20	20	125	32	20	25
940.0525.146	SVJCR2525M11	25	25	150	38	25	32
941.0525.146	SVJCL2525M11	25	25	150	38	25	32
940.0526.146	SVJCR1616H16	16	16	100	30	16	20
941.0526.146	SVJCL1616H16	16	16	100	30	16	20
940.0527.146	SVJCR2020K16	20	20	125	32	20	25
941.0527.146	SVJCL2020K16	20	20	125	32	20	25
940.0528.146	SVJCR2525M16	25	25	150	40	25	32
941.0528.146	SVJCL2525M16	25	25	150	40	25	32
940.0529.146	SVJCR3232P16	32	32	170	45	32	40
941.0529.146	SVJCL3232P16	32	32	170	45	32	40

型　号	刀　　片	螺　　钉	扳　　手
SVJCR1212F11	VC □□1103□□	M2.5×8	T-8
SVJCL1212F11	VC □□1103□□	M2.5×8	T-8
SVJCR1616H11	VC □□1103□□	M2.5×8	T-8
SVJCL1616H11	VC □□1103□□	M2.5×8	T-8
SVJCR2020K11	VC □□1103□□	M2.5×8	T-8
SVJCL2020K11	VC □□1103□□	M2.5×8	T-8
SVJCR2525M11	VC □□1103□□	M2.5×8	T-8
SVJCL2525M11	VC □□1103□□	M2.5×8	T-8
SVJCR1616H16	VC □□1604□□	M3.5×9	T-15
SVJCL1616H16	VC □□1604□□	M3.5×9	T-15
SVJCR2020K16	VC □□1604□□	M3.5×9	T-15
SVJCL2020K16	VC □□1604□□	M3.5×9	T-15
SVJCR2525M16	VC □□1604□□	M3.5×9	T-15
SVJCL2525M16	VC □□1604□□	M3.5×9	T-15
SVJCR3232P16	VC □□1604□□	M3.5×9	T-15
SVJCL3232P16	VC □□1604□□	M3.5×9	T-15

注：测量使用检验刀片VCMT110304，VCMT160404
刀体和配件包括在供货范围之内

SVQBR/L

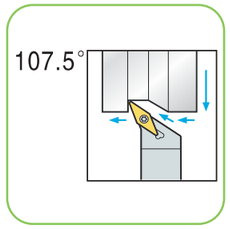

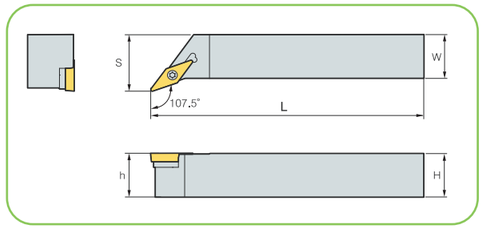



货　号	型　号	H	W	L	l	h	s
940.0532.146	SVQBR1616H11	16	16	100	35	16	20
941.0532.146	SVQBL1616H11	16	16	100	35	16	20
940.0533.146	SVQBR2020K11	20	20	125	35	20	25
941.0533.146	SVQBL2020K11	20	20	125	35	20	25
940.0534.146	SVQBR2525M11	25	25	150	35	25	32
941.0534.146	SVQBL2525M11	25	25	150	35	25	32
940.0535.146	SVQBR1616H16	16	16	100	35	16	20
941.0535.146	SVQBL1616H16	16	16	100	35	16	20
940.0536.146	SVQBR2020K16	20	20	125	35	20	25
941.0536.146	SVQBL2020K16	20	20	125	35	20	25
940.0537.146	SVQBR2525M16	25	25	150	35	25	32
941.0537.146	SVQBL2525M16	25	25	150	35	25	32
940.0538.146	SVQBR3232P16	32	32	170	35	32	40
941.0538.146	SVQBL3232P16	32	32	170	35	32	40

型　号	刀　　片	螺　　钉	扳　　手
SVQBR1616H11	VB □□1103□□	M2.5×8	T-8
SVQBL1616H11	VB □□1103□□	M2.5×8	T-8
SVQBR2020K11	VB □□1103□□	M2.5×8	T-8
SVQBL2020K11	VB □□1103□□	M2.5×8	T-8
SVQBR2525M11	VB □□1103□□	M2.5×8	T-8
SVQBL2525M11	VB □□1103□□	M2.5×8	T-8
SVQBR1616H16	VB □□1604□□	M3.5×9	T-15
SVQBL1616H16	VB □□1604□□	M3.5×9	T-15
SVQBR2020K16	VB □□1604□□	M3.5×9	T-15
SVQBL2020K16	VB □□1604□□	M3.5×9	T-15
SVQBR2525M16	VB □□1604□□	M3.5×9	T-15
SVQBL2525M16	VB □□1604□□	M3.5×9	T-15
SVQBR3232P16	VB □□1604□□	M3.5×9	T-15
SVQBL3232P16	VB □□1604□□	M3.5×9	T-15

注：测量使用检验刀片VBMT110304，VBMT160404
刀体和配件包括在供货范围之内

SVQCR/L

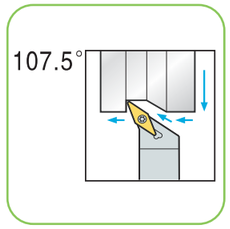

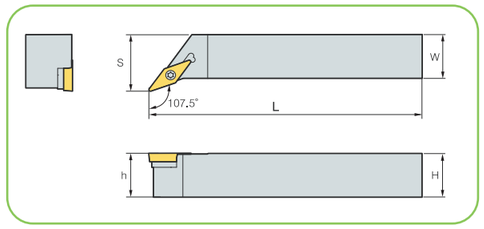



货　号	型　号	H	W	L	l	h	s
940.0541.146	SVQCR1616H11	16	16	100	35	16	20
941.0541.146	SVQCL1616H11	16	16	100	35	16	20
940.0542.146	SVQCR2020K11	20	20	125	35	20	25
941.0542.146	SVQCL2020K11	20	20	125	35	20	25
940.0543.146	SVQCR2525M11	25	25	150	35	25	32
941.0543.146	SVQCL2525M11	25	25	150	35	25	32
940.0544.146	SVQCR1616H16	16	16	100	35	16	20
941.0544.146	SVQCL1616H16	16	16	100	35	16	20
940.0545.146	SVQCR2020K16	20	20	125	35	20	25
941.0545.146	SVQCL2020K16	20	20	125	35	20	25
940.0546.146	SVQCR2525M16	25	25	150	35	25	32
941.0546.146	SVQCL2525M16	25	25	150	35	25	32
940.0547.146	SVQCR3232P16	32	32	170	35	32	40
941.0547.146	SVQCL3232P16	32	32	170	35	32	40

型　号	刀　　片	螺　　钉	扳　　手
SVQCR1616H11	VC □□1103□□	M2.5×8	T-8
SVQCL1616H11	VC □□1103□□	M2.5×8	T-8
SVQCR2020K11	VC □□1103□□	M2.5×8	T-8
SVQCL2020K11	VC □□1103□□	M2.5×8	T-8
SVQCR2525M11	VC □□1103□□	M2.5×8	T-8
SVQCL2525M11	VC □□1103□□	M2.5×8	T-8
SVQCR1616H16	VC □□1604□□	M3.5×9	T-15
SVQCL1616H16	VC □□1604□□	M3.5×9	T-15
SVQCR2020K16	VC □□1604□□	M3.5×9	T-15
SVQCL2020K16	VC □□1604□□	M3.5×9	T-15
SVQCR2525M16	VC □□1604□□	M3.5×9	T-15
SVQCL2525M16	VC □□1604□□	M3.5×9	T-15
SVQCR3232P16	VC □□1604□□	M3.5×9	T-15
SVQCL3232P16	VC □□1604□□	M3.5×9	T-15

注：测量使用检验刀片VCMT110304,VCMT160404
刀体和配件包括在供货范围之内

SVVBN

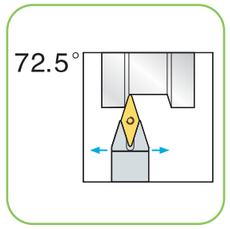

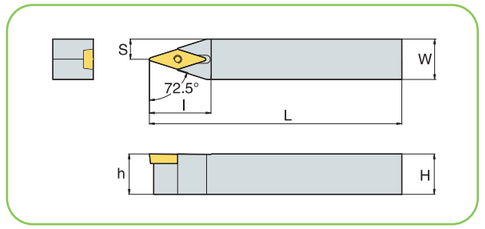

货　号	型　号	H	W	L	l	h	s
940.0550.146	SVVBN1212F11	12	12	80	24	12	6
940.0551.146	SVVBN1616H11	16	16	100	24	16	8
940.0552.146	SVVBN2020K11	20	20	125	24	20	10
940.0553.146	SVVBN2525M11	25	25	150	24	25	12.5
940.0554.146	SVVBN1616H16	16	16	100	34	16	8
940.0555.146	SVVBN2020K16	20	20	125	34	20	10
940.0556.146	SVVBN2525M16	25	25	150	34	25	12.5
940.0557.146	SVVBN3232P16	32	32	170	34	32	16

型　号	刀　　片	螺　　钉	扳　　手
SVVBN1212F11	VB □□1103□□	M2.5×8	T-8
SVVBN1616H11	VB □□1103□□	M2.5×8	T-8
SVVBN2020K11	VB □□1103□□	M2.5×8	T-8
SVVBN2525M11	VB □□1103□□	M2.5×8	T-8
SVVBN1616H16	VB □□1604□□	M3.5×9	T-15
SVVBN2020K16	VB □□1604□□	M3.5×9	T-15
SVVBN2525M16	VB □□1604□□	M3.5×9	T-15
SVVBN3232P16	VB □□1604□□	M3.5×9	T-15

注：测量使用检验刀片VBMT110304，VBMT160404

刀体和配件包括在供货范围之内

SVVCN

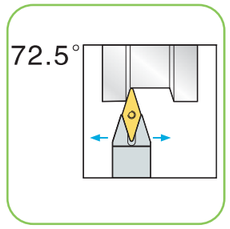

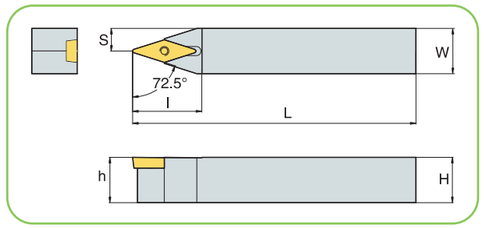

货　号	型　号	H	W	L	l	h	s
940.0560.146	SVVCN1212F11	12	12	80	24	12	6
940.0561.146	SVVCN1616H11	16	16	100	24	16	8
940.0562.146	SVVCN2020K11	20	20	125	24	20	10
940.0563.146	SVVCN2525M11	25	25	150	24	25	12.5
940.0564.146	SVVCN1616H16	16	16	100	34	16	8
940.0565.146	SVVCN2020K16	20	20	125	34	20	10
940.0566.146	SVVCN2525M16	25	25	150	34	25	12.5
940.0567.146	SVVCN3232P16	32	32	170	34	32	16

型　号	刀　　片	螺　　钉	扳　　手
SVVCN1212F11	VC □□1103□□	M2.5×8	T-8
SVVCN1616H11	VC □□1103□□	M2.5×8	T-8
SVVCN2020K11	VC □□1103□□	M2.5×8	T-8
SVVCN2525M11	VC □□1103□□	M2.5×8	T-8
SVVCN1616H16	VC □□1604□□	M3.5×9	T-15
SVVCN2020K16	VC □□1604□□	M3.5×9	T-15
SVVCN2525M16	VC □□1604□□	M3.5×9	T-15
SVVCN3232P16	VC □□1604□□	M3.5×9	T-15

注：测量使用检验刀片VCMT110304，VCMT160404

刀体和配件包括在供货范围之内

SVUBR/L

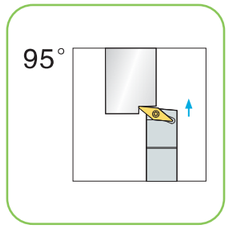

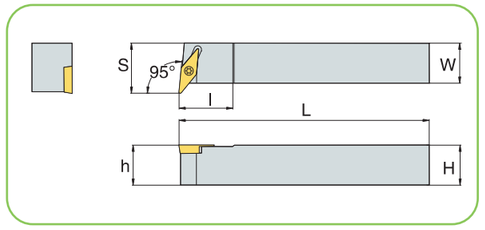

货　号	型　号	H	W	L	l	h	s
940.0575.146	SVUBR1616H11	16	16	100	4	16	20
941.0575.146	SVUBL1616H11	16	16	100	4	16	20
940.0576.146	SVUBR2020K16	20	20	125	8	20	30
941.0576.146	SVUBL2020K16	20	20	125	8	20	30
940.0577.146	SVUBR2525M16	25	25	150	8	25	35
941.0577.146	SVUBL2525M16	25	25	150	8	25	35

型　号	刀　　片	螺　　钉	扳　　手
SVUBR1616H11	VB □□1103□□	M2.5×8	T-8
SVUBL1616H11	VB □□1103□□	M2.5×8	T-8
SVUBR2020K16	VB □□1604□□	M3.5×9	T-15
SVUBL2020K16	VB □□1604□□	M3.5×9	T-15
SVUBR2525M16	VB □□1604□□	M3.5×9	T-15
SVUBL2525M16	VB □□1604□□	M3.5×9	T-15

注：测量使用检验刀片VBMT110304，VBMT160404

刀体和配件包括在供货范围之内

SVUCR/L

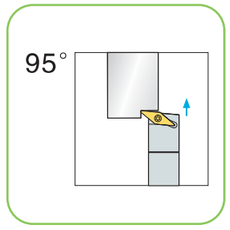

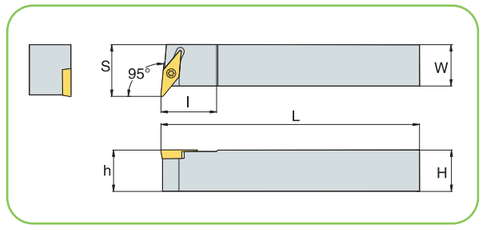



货　号	型　号	H	W	L	l	h	s
940.0575.146	SVUCR1616H11	16	16	100	4	16	20
941.0575.146	SVUCL1616H11	16	16	100	4	16	20
940.0576.146	SVUCR2020K16	20	20	125	8	20	30
941.0576.146	SVUCL2020K16	20	20	125	8	20	30
940.0577.146	SVUCR2525M16	25	25	150	8	25	35
941.0577.146	SVUCL2525M16	25	25	150	8	25	35

型　号	刀　　片	螺　　钉	扳　　手
SVUCR1616H11	VC □□1103□□	M2.5×8	T-8
SVUCL1616H11	VC □□1103□□	M2.5×8	T-8
SVUCR2020K16	VC □□1604□□	M3.5×9	T-15
SVUCL2020K16	VC □□1604□□	M3.5×9	T-15
SVUCR2525M16	VC □□1604□□	M3.5×9	T-15
SVUCL2525M16	VC □□1604□□	M3.5×9	T-15

注：测量使用检验刀片VCMT110304，VCMT160404

刀体和配件包括在供货范围之内

MCKNR/L

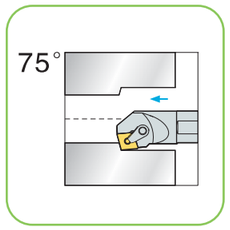

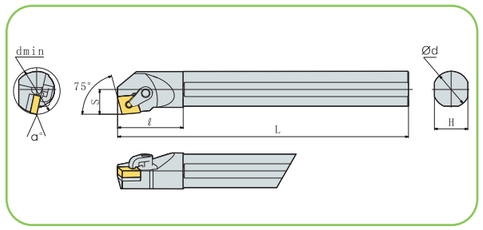

货　号	型　号	dmin	Φd	S	L	l	H	a°
940.0604.146	S20Q-MCKNR12	Φ24	20	14	180	45	18	15°
941.0604.146	S20Q-MCKNL12	Φ24	20	14	180	45	18	15°
940.0605.146	S25R-MCKNR12	Φ30	25	17	200	45	23	13°
941.0605.146	S25R-MCKNL12	Φ30	25	17	200	45	23	13°
940.0606.146	S32S-MCKNR12	Φ38	32	22.5	250	50	30	17°
941.0606.146	S32S-MCKNL12	Φ38	32	22.5	250	50	30	17°
940.0607.146	S40T-MCKNR12	Φ47	25	27	300	55	38	15°
941.0607.146	S40T-MCKNL12	Φ47	25	27	300	55	38	15°
940.0608.146	S50U-MCKNR12	Φ60	32	35	350	70	48	12°
941.0608.146	S50U-MCKNL12	Φ60	32	35	350	70	48	12°

型　号	刀　片	刀　垫	销　钉	压　板	双头螺钉	扳 手
S20Q-MCKNR12	CN□□1204□□	X	CTM613	HL1812	ML0622	L2.5,L3.0
S20Q-MCKNL12	CN□□1204□□	X	CTM613	HL1812	ML0622	L2.5,L3.0
S25R-MCKNR12	CN□□1204□□	X	CTM613	HL1814	ML0625	L2.5,L3.0
S25R-MCKNL12	CN□□1204□□	X	CTM613	HL1814	ML0625	L2.5,L3.0
S32S-MCKNR12	CN□□1204□□	MC1204	CTM617	HL1814	ML0625	L2.5,L3.0
S32S-MCKNL12	CN□□1204□□	MC1204	CTM617	HL1814	ML0625	L2.5,L3.0
S40T-MCKNR12	CN□□1204□□	MC1204	CTM617	HL1814	ML0625	L2.5,L3.0
S40T-MCKNL12	CN□□1204□□	MC1204	CTM617	HL1814	ML0625	L2.5,L3.0
S50U-MCKNR12	CN□□1204□□	MC1204	CTM617	HL1814	ML0625	L2.5,L3.0
S50U-MCKNL12	CN□□1204□□	MC1204	CTM617	HL1814	ML0625	L2.5,L3.0

注：测量使用检验刀片CNMG120408
刀体和配件包括在供货范围之内

MCLNR/L

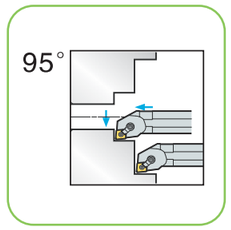

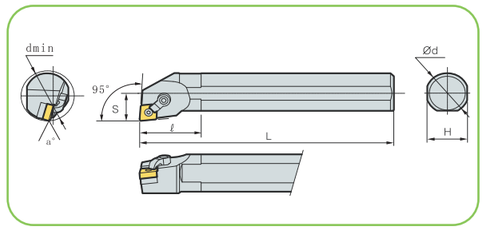

货　号	型　号	dmin	Φd	S	L	l	H	a°
940.0611.146	S20Q-MCLCR09	Φ23	20	13	180	33	18	15°
941.0611.146	S20Q-MCLCL09	Φ23	20	13	180	33	18	15°
940.0612.146	S20Q-MCLNR12	Φ23	20	13	180	45	18	15°
941.0612.146	S20Q-MCLNL12	Φ23	20	13	180	45	18	15°
940.0613.146	S25R-MCLNR12	Φ30	25	17	200	45	23	12°
941.0613.146	S25R-MCLNL12	Φ30	25	17	200	45	23	12°
940.0614.146	S32S-MCLNR12	Φ38	32	22.5	250	50	30	17°
941.0614.146	S32S-MCLNL12	Φ38	32	22.5	250	50	30	17°
940.0615.146	S40T-MCLNR12	Φ47	40	27	300	55	38	15°
941.0615.146	S40T-MCLNL12	Φ47	40	27	300	55	38	15°
940.0616.146	S50U-MCLNR12	Φ60	50	31	350	70	48	12°
941.0616.146	S50U-MCLNL12	Φ60	50	31	350	70	48	12°
940.0617.146	S60V-MCLNR12	Φ70	60	36	400	70	58	10°
941.0617.146	S60V-MCLNL12	Φ70	60	36	400	70	58	10°
940.0618.146	S32S-MCLNR16	Φ38	32	22.5	250	50	30	17°
941.0618.146	S32S-MCLNL16	Φ38	32	22.5	250	50	30	17°
940.0619.146	S40T-MCLNR16	Φ47	40	27	300	55	38	15°
941.0619.146	S40T-MCLNL16	Φ47	40	27	300	55	38	15°
940.0620.146	S50U-MCLNR19	Φ60	50	31	350	75	48	12°
941.0620.146	S50U-MCLNL19	Φ60	50	31	350	75	48	12°

型　号	刀　片	刀　垫	销　钉	压　板	双头螺钉	扳 手
S20Q-MCLCR09	CN□□0903□□	X	CTM613	HL1812	ML0622	L2.5,L3.0
S20Q-MCLCL09	CN□□0903□□	X	CTM613	HL1812	ML0622	L2.5,L3.0
S20Q-MCLNR12	CN□□1204□□	X	CTM613	HL1814	ML0625	L2.5,L3.0
S20Q-MCLNL12	CN□□1204□□	X	CTM613	HL1814	ML0625	L2.5,L3.0
S25R-MCLNR12	CN□□1204□□	X	CTM613	HL1814	ML0625	L2.5,L3.0
S25R-MCLNL12	CN□□1204□□	X	CTM613	HL1814	ML0625	L2.5,L3.0
S32S-MCLNR12	CN□□1204□□	MC1204	CTM617	HL1814	ML0625	L2.5,L3.0
S32S-MCLNL12	CN□□1204□□	MC1204	CTM617	HL1814	ML0625	L2.5,L3.0
S40T-MCLNR12	CN□□1204□□	MC1204	CTM617	HL1814	ML0625	L2.5,L3.0
S40T-MCLNL12	CN□□1204□□	MC1204	CTM617	HL1814	ML0625	L2.5,L3.0
S50U-MCLNR12	CN□□1204□□	MC1204	CTM617	HL1812	ML0622	L2.5,L3.0
S50U-MCLNL12	CN□□1204□□	MC1204	CTM617	HL1812	ML0622	L2.5,L3.0
S60V-MCLNR12	CN□□1204□□	MC1204	CTM617	HL1814	ML0625	L2.5,L3.0
S60V-MCLNL12	CN□□1204□□	MC1204	CTM617	HL1814	ML0625	L2.5,L3.0
S32S-MCLNR16	CN□□1606□□	MC1604	CTM822	HL2217	ML0830	L4.0
S32S-MCLNL16	CN□□1606□□	MC1604	CTM822	HL2217	ML0830	L4.0
S40T-MCLNR16	CN□□1606□□	MC1604	CTM822	HL2217	ML0830	L4.0
S40T-MCLNL16	CN□□1606□□	MC1604	CTM822	HL2217	ML0830	L4.0
S50U-MCLNR19	CN□□1906□□	MC1904	CTM1022	HL2217	ML0830	L4.0
S50U-MCLNL19	CN□□1906□□	MC1904	CTM1022	HL2217	ML0830	L4.0

注：测量使用检验刀片CNMG090304,CNMG120408，CNMG160612,CNMG190612
刀体和配件包括在供货范围之内

J

MCWNR/L

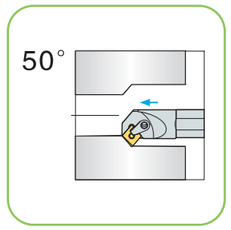

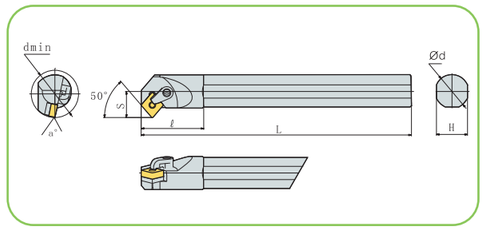

货　号	型　号	dmin	Φd	S	L	l	H	a°
940.0623.146	S20Q-MCWNR12	Φ27	20	14	180	40	18	15°
941.0623.146	S20Q-MCWNL12	Φ27	20	14	180	40	18	15°
940.0624.146	S25R-MCWNR12	Φ31	25	17	200	45	23	12°
941.0624.146	S25R-MCWNL12	Φ31	25	17	200	45	23	12°
940.0625.146	S32S-MCWNR12	Φ39	32	22.5	250	50	30	17°
941.0625.146	S32S-MCWNL12	Φ39	32	22.5	250	50	30	17°

型　号	刀　片	刀　垫	销　钉	压　板	双头螺钉	扳 手
S20Q-MCWNR12	CN□□1204□□	X	CTM613	HL1812	ML0622	L2.5,L3.0
S20Q-MCWNL12	CN□□1204□□	X	CTM613	HL1812	ML0622	L2.5,L3.0
S25R-MCWNR12	CN□□1204□□	X	CTM613	HL1814	ML0625	L2.5,L3.0
S25R-MCWNL12	CN□□1204□□	X	CTM613	HL1814	ML0625	L2.5,L3.0
S32S-MCWNR12	CN□□1204□□	MC1204	CTM617	HL1814	ML0625	L2.5,L3.0
S32S-MCWNL12	CN□□1204□□	MC1204	CTM617	HL1814	ML0625	L2.5,L3.0

注：测量使用检验刀片CNMG120408
刀体和配件包括在供货范围之内

J

MDQNR/L

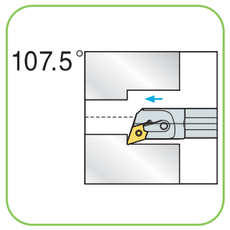

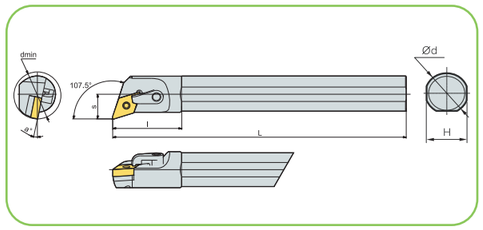

货　号	型　号	dmin	Φd	S	L	l	H	a°
940.0628.146	S25R–MDQNR15	Φ32	25	17	200	45	23	12°
941.0628.146	S25R–MDQNL15	Φ32	25	17	200	45	23	12°
940.0629.146	S32S–MDQNR15	Φ42	32	22.5	250	50	30	17°
941.0629.146	S32S–MDQNL15	Φ42	32	22.5	250	50	30	17°
940.0630.146	S40T–MDQNR15	Φ50	40	27	300	60	38	15°
941.0630.146	S40T–MDQNL15	Φ50	40	27	300	60	38	15°
940.0631.146	S50U–MDQNR15	Φ63	50	33	350	70	48	12°
941.0631.146	S50U–MDQNL15	Φ63	50	33	350	70	48	12°

型　号	刀　片	刀　垫	销　钉	压　板	双头螺钉	扳 手
S25R–MDQNR15	DN□□1504□□	X	CTM613	HL2114	ML0625	L2.5,L3.0
S25R–MDQNL15	DN□□1504□□	X	CTM613	HL2114	ML0625	L2.5,L3.0
S32S–MDQNR15	DN□□1504□□	MD1504	CTM617	HL2114	ML0625	L2.5,L3.0
S32S–MDQNL15	DN□□1504□□	MD1504	CTM617	HL2114	ML0625	L2.5,L3.0
S40T–MDQNR15	DN□□1504□□	MD1504	CTM617	HL2114	ML0625	L2.5,L3.0
S40T–MDQNL15	DN□□1504□□	MD1504	CTM617	HL2114	ML0625	L2.5,L3.0
S50U–MDQNR15	DN□□1504□□	MD1504	CTM617	HL2114	ML0625	L2.5,L3.0
S50U–MDQNL15	DN□□1504□□	MD1504	CTM617	HL2114	ML0625	L2.5,L3.0

注：测量使用检验刀片DNMG150408
刀体和配件包括在供货范围之内

MDUNR/L

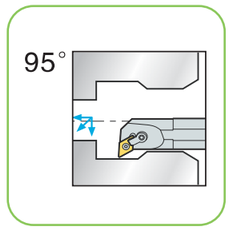

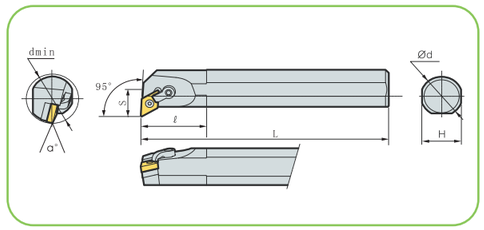

货　号	型　号	dmin	Φd	S	L	l	H	a°
940.0634.146	S25R–MDUNR11	Φ30	25	17	180	45	23	12°
941.0634.146	S25R–MDUNL11	Φ30	25	17	180	45	23	12°
940.0635.146	S25R–MDUNR15	Φ38	25	17	200	45	23	12°
941.0635.146	S25R–MDUNL15	Φ38	25	17	200	45	23	12°
940.0636.146	S32S–MDUNR15	Φ47	32	22	250	50	30	17°
941.0636.146	S32S–MDUNL15	Φ47	32	22	250	50	30	17°
940.0637.146	S40T–MDUNR15	Φ50	40	27	300	60	38	15°
941.0637.146	S40T–MDUNL15	Φ50	40	27	300	60	38	15°

型　号	刀　片	刀　垫	销　钉	压　板	双头螺钉	扳 手
S25R–MDUNR11	DN□□1104□□	X	CTM510	HL2114	ML0625	L2.5,L3.0
S25R–MDUNL11	DN□□1104□□	X	CTM510	HL2114	ML0625	L2.5,L3.0
S25R–MDUNR15	DN□□1504□□	X	CTM613	HL2114	ML0625	L2.5,L3.0
S25R–MDUNL15	DN□□1504□□	X	CTM613	HL2114	ML0625	L2.5,L3.0
S32S–MDUNR15	DN□□1504□□	MD1504	CTM617	HL2114	ML0625	L2.5,L3.0
S32S–MDUNL15	DN□□1504□□	MD1504	CTM617	HL2114	ML0625	L2.5,L3.0
S40T–MDUNR15	DN□□1504□□	MD1504	CTM617	HL2114	ML0625	L2.5,L3.0
S40T–MDUNL15	DN□□1504□□	MD1504	CTM617	HL2114	ML0625	L2.5,L3.0

注：测量使用检验刀片DNMG110404,DNMG150408
刀体和配件包括在供货范围之内

MDZNR/L

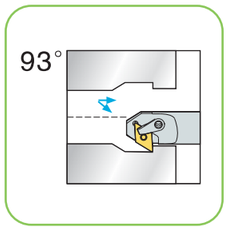

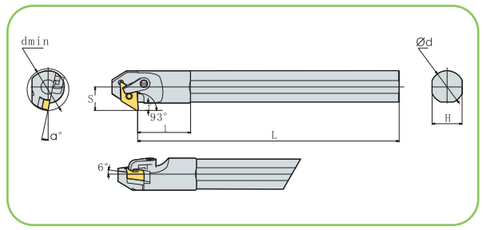

货　号	型　号	dmin	Φd	S	L	l	H	f	a°
940.0641.146	S25R–MDZNR15	Φ30	25	18	200	45	23	5	13°
941.0641.146	S25R–MDZNL15	Φ30	25	18	200	45	23	5	13°
940.0642.146	S32S–MDZNR15	Φ38	32	22	250	50	30	5.5	17°
941.0642.146	S32S–MDZNL15	Φ38	32	22	250	50	30	5.5	17°
940.0643.146	S40T–MDZNR15	Φ47	40	27	300	55	38	6.5	13°
941.0643.146	S40T–MDZNL15	Φ47	40	27	300	55	38	6.5	13°
940.0644.146	S50U–MDZNR15	Φ60	50	33	350	70	48	7.5	12°
941.0644.146	S50U–MDZNL15	Φ60	50	33	350	70	48	7.5	12°

型　号	刀　片	刀　垫	销　钉	压　板	双头螺钉	扳 手
S25R–MDZNR15	DN□□1504□□	X	CTM613	HL2112	ML0622	L2.5,L3.0
S25R–MDZNL15	DN□□1504□□	X	CTM613	HL2112	ML0622	L2.5,L3.0
S32S–MDZNR15	DN□□1504□□	MV1504	CTM617	HL2114	ML0625	L2.5,L3.0
S32S–MDZNL15	DN□□1504□□	MV1504	CTM617	HL2114	ML0625	L2.5,L3.0
S40T–MDZNR15	DN□□1504□□	MV1504	CTM617	HL2114	ML0625	L2.5,L3.0
S40T–MDZNL15	DN□□1504□□	MV1504	CTM617	HL2114	ML0625	L2.5,L3.0
S50U–MDZNR15	DN□□1504□□	MV1504	CTM617	HL2114	ML0625	L2.5,L3.0
S50U–MDZNL15	DN□□1504□□	MV1504	CTM617	HL2114	ML0625	L2.5,L3.0

注：测量使用检验刀片DNMG150408
刀体和配件包括在供货范围之内

MDWNR/L

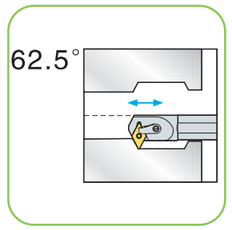

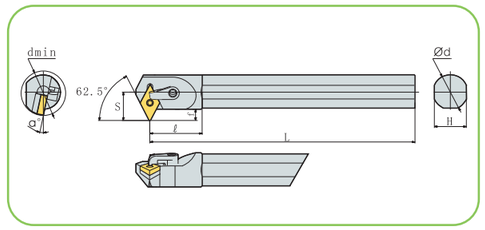

货　号	型　号	dmin	Φd	S	L	l	H	f	a°
940.0647.146	S25R–MDWNR15	Φ34	25	22	200	45	23	9	13°
941.0647.146	S25R–MDWNL15	Φ34	25	22	200	45	23	9	13°
940.0648.146	S32S–MDWNR15	Φ41	32	25	250	50	30	8.5	17°
941.0648.146	S32S–MDWNL15	Φ41	32	25	250	50	30	8.5	17°
940.0649.146	S40T–MDWNR15	Φ47	40	29	300	55	38	8.5	13°
941.0649.146	S40T–MDWNL15	Φ47	40	29	300	55	38	8.5	13°
940.0650.146	S50U–MDWNR15	Φ60	50	32	350	70	48	6.5	12°
941.0650.146	S50U–MDWNL15	Φ60	50	32	350	70	48	6.5	12°

型　号	刀　片	刀　垫	销　钉	压　板	双头螺钉	扳 手
S25R–MDWNR15	DN□□1504□□	X	CTM613	HL2114	ML0625	L2.5,L3.0
S25R–MDWNL15	DN□□1504□□	X	CTM613	HL2114	ML0625	L2.5,L3.0
S32S–MDWNR15	DN□□1504□□	MD1504	CTM617	HL2114	ML0625	L2.5,L3.0
S32S–MDWNL15	DN□□1504□□	MD1504	CTM617	HL2114	ML0625	L2.5,L3.0
S40T–MDWNR15	DN□□1504□□	MD1504	CTM617	HL2114	ML0625	L2.5,L3.0
S40T–MDWNL15	DN□□1504□□	MD1504	CTM617	HL2114	ML0625	L2.5,L3.0
S50U–MDWNR15	DN□□1504□□	MD1504	CTM617	HL2114	ML0625	L2.5,L3.0
S50U–MDWNL15	DN□□1504□□	MD1504	CTM617	HL2114	ML0625	L2.5,L3.0

注：测量使用检验刀片DNMG150408
刀体和配件包括在供货范围之内

MSKNR/L

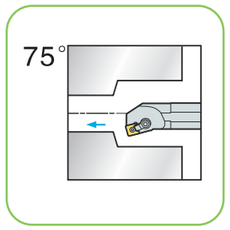

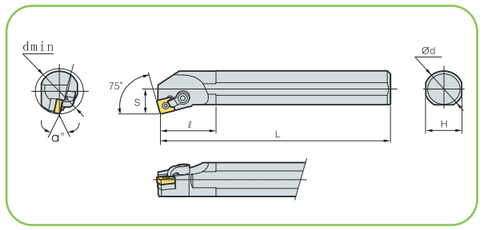

货　号	型　号	dmin	Φd	S	L	l	H	a°
940.0653.146	S20Q-MSKNR12	Φ25	20	13	180	45	18	15°
941.0653.146	S20Q-MSKNL12	Φ25	20	13	180	45	18	15°
940.0654.146	S25R-MSKNR12	Φ30	25	17	200	45	23	12°
941.0654.146	S25R-MSKNL12	Φ30	25	17	200	45	23	12°
940.0655.146	S32S-MSKNR12	Φ38	32	22	250	50	30	17°
941.0655.146	S32S-MSKNL12	Φ38	32	22	250	50	30	17°
940.0656.146	S40T-MSKNR12	Φ47	40	27	300	55	38	15°
941.0656.146	S40T-MSKNL12	Φ47	40	27	300	55	38	15°
940.0657.146	S50U-MSKNR12	Φ60	50	34	350	70	48	12°
941.0657.146	S50U-MSKNL12	Φ60	50	34	350	70	48	12°

型　号	刀　片	刀　垫	销　钉	压　板	双头螺钉	扳 手
S20Q-MSKNR12	SN□□1204□□	X	CTM613	HL1812	ML0622	L2.5,L3.0
S20Q-MSKNL12	SN□□1204□□	X	CTM613	HL1812	ML0622	L2.5,L3.0
S25R-MSKNR12	SN□□1204□□	X	CTM613	HL1814	ML0625	L2.5,L3.0
S25R-MSKNL12	SN□□1204□□	X	CTM613	HL1814	ML0625	L2.5,L3.0
S32S-MSKNR12	SN□□1204□□	MS1204	CTM617	HL1814	ML0625	L2.5,L3.0
S32S-MSKNL12	SN□□1204□□	MS1204	CTM617	HL1814	ML0625	L2.5,L3.0
S40T-MSKNR12	SN□□1204□□	MS1204	CTM617	HL1814	ML0625	L2.5,L3.0
S40T-MSKNL12	SN□□1204□□	MS1204	CTM617	HL1814	ML0625	L2.5,L3.0
S50U-MSKNR12	SN□□1204□□	MS1204	CTM617	HL1814	ML0625	L2.5,L3.0
S50U-MSKNL12	SN□□1204□□	MS1204	CTM617	HL1814	ML0625	L2.5,L3.0

注：测量使用检验刀片SNMG120408
刀体和配件包括在供货范围之内

MTFNR/L

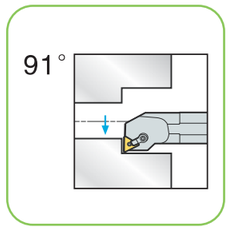

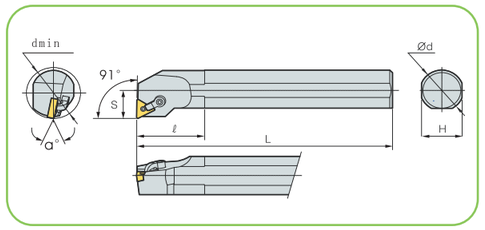

货　号	型　号	dmin	Φd	S	L	l	H	a°
940.0669.146	S20Q-MTFNR16	Φ25	20	13	180	40	18	15°
941.0669.146	S20Q-MTFNL16	Φ25	20	13	180	40	18	15°
940.0670.146	S25R-MTFNR16	Φ30	25	17	200	45	23	12°
941.0670.146	S25R-MTFNL16	Φ30	25	17	200	45	23	12°
940.0662.146	S32S-MTFNR16	Φ38	32	22	250	54	30	17°
941.0662.146	S32S-MTFNL16	Φ38	32	22	250	54	30	17°
940.0663.146	S40T-MTFNR16	Φ47	40	27	300	60	38	15°
941.0663.146	S40T-MTFNL16	Φ47	40	27	300	60	38	15°
940.0664.146	S50U-MTFNR16	Φ60	50	31	350	65	48	12°
941.0664.146	S50U-MTFNL16	Φ60	50	31	350	65	48	12°
940.0665.146	S40T-MTFNR22	Φ50	40	27	300	55	38	15°
941.0665.146	S40T-MTFNL22	Φ50	40	27	300	55	38	15°
940.0666.146	S50U-MTFNR22	Φ60	50	31	350	70	48	12°
941.0666.146	S50U-MTFNL22	Φ60	50	31	350	70	48	12°

型　号	刀　片	刀　垫	销　钉	压　板	双头螺钉	扳 手
S20Q-MTFNR16	TN□□1604□□	X	CTM510	HL1812	ML0622	L2.0,L3.0
S20Q-MTFNL16	TN□□1604□□	X	CTM510	HL1812	ML0622	L2.0,L3.0
S25R-MTFNR16	TN□□1604□□	X	CTM510	HL1814	ML0625	L2.0,L3.0
S25R-MTFNL16	TN□□1604□□	X	CTM510	HL1814	ML0625	L2.0,L3.0
S32S-MTFNR16	TN□□1604□□	MT1603	CTM513	HL1814	ML0625	L2.0,L3.0
S32S-MTFNL16	TN□□1604□□	MT1603	CTM513	HL1814	ML0625	L2.0,L3.0
S40T-MTFNR16	TN□□1604□□	MT1603	CTM513	HL1814	ML0625	L2.0,L3.0
S40T-MTFNL16	TN□□1604□□	MT1603	CTM513	HL1814	ML0625	L2.0,L3.0
S50U-MTFNR16	TN□□1604□□	MT1603	CTM513	HL1814	ML0625	L2.0,L3.0
S50U-MTFNL16	TN□□1604□□	MT1603	CTM513	HL1814	ML0625	L2.0,L3.0
S40T-MTFNR22	TN□□2204□□	MT2204	CTM617	HL1917	ML0830	L2.5,L4.0
S40T-MTFNL22	TN□□2204□□	MT2204	CTM617	HL1917	ML0830	L2.5,L4.0
S50U-MTFNR22	TN□□2204□□	MT2204	CTM617	HL1917	ML0830	L2.5,L4.0
S50U-MTFNL22	TN□□2204□□	MT2204	CTM617	HL1917	ML0830	L2.5,L4.0

注：测量使用检验刀片TNMG160404，TNMG220408
刀体和配件包括在供货范围之内

MTJNR/L

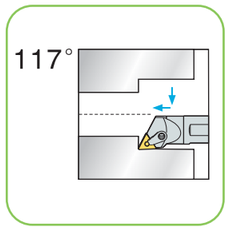

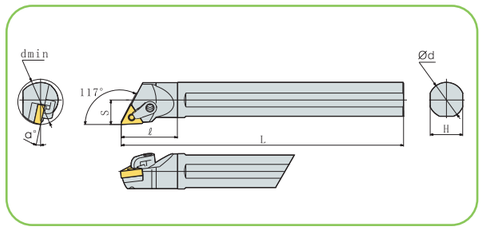

货　号	型　号	dmin	Φd	S	L	l	H	a°
940.0675.146	S25R-MTJNR16	Φ30	25	17	200	45	23	12°
941.0675.146	S25R-MTJNL16	Φ30	25	17	200	45	23	12°
940.0676.146	S32S-MTJNR16	Φ38	32	22	250	54	30	17°
941.0676.146	S32S-MTJNL16	Φ38	32	22	250	54	30	17°

型　号	刀　片	刀　垫	销　钉	压　板	双头螺钉	扳 手
S25R-MTJNR16	TN □□1604□□	X	CTM510	HL1814	ML0625	L2.0,L3.0
S25R-MTJNL16	TN □□1604□□	X	CTM510	HL1814	ML0625	L2.0,L3.0
S32S-MTJNR16	TN □□1604□□	MT1603	CTM513	HL1814	ML0625	L2.0,L3.0
S32S-MTJNL16	TN □□1604□□	MT1603	CTM513	HL1814	ML0625	L2.0,L3.0

注：测量使用检验刀片TNMG160404
刀体和配件包括在供货范围之内

MTUNR/L

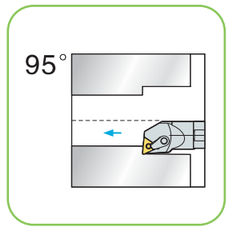

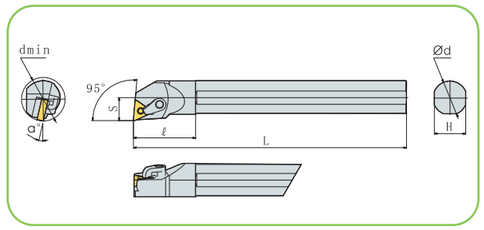

货　号	型　号	dmin	Φd	S	L	l	H	a°
940.0680.146	S20Q-MTUNR16	Φ25	20	13	180	42	18	15°
941.0680.146	S20Q-MTUNL16	Φ25	20	13	180	42	18	15°
940.0681.146	S25R-MTUNR16	Φ30	25	17	200	45	23	12°
941.0681.146	S25R-MTUNL16	Φ30	25	17	200	45	23	12°
940.0682.146	S32S-MTUNR16	Φ38	32	22	250	54	30	17°
941.0682.146	S32S-MTUNL16	Φ38	32	22	250	54	30	17°
940.0683.146	S40T-MTUNR16	Φ47	40	27	300	60	38	15°
941.0683.146	S40T-MTUNL16	Φ47	40	27	300	60	38	15°
940.0684.146	S50U-MTUNR16	Φ60	50	31	350	65	48	12°
941.0684.146	S50U-MTUNL16	Φ60	50	31	350	65	48	12°
940.0685.146	S40T-MTUNR22	Φ47	40	27	300	55	38	15°
941.0685.146	S40T-MTUNL22	Φ47	40	27	300	55	38	15°
940.0686.146	S50U-MTUNR22	Φ60	50	31	350	70	48	12°
941.0686.146	S50U-MTUNL22	Φ60	50	31	350	70	48	12°

型　号	刀　片	刀　垫	销　钉	压　板	双头螺钉	扳 手
S20Q-MTUNR16	TN □□1604□□	X	CTM510	HL1812	ML0622	L2.0,L3.0
S20Q-MTUNL16	TN □□1604□□	X	CTM510	HL1812	ML0622	L2.0,L3.0
S25R-MTUNR16	TN □□1604□□	X	CTM510	HL1814	ML0625	L2.0,L3.0
S25R-MTUNL16	TN □□1604□□	X	CTM510	HL1814	ML0625	L2.0,L3.0
S32S-MTUNR16	TN □□1604□□	MT1603	CTM513	HL1814	ML0625	L2.0,L3.0
S32S-MTUNL16	TN □□1604□□	MT1603	CTM513	HL1814	ML0625	L2.0,L3.0
S40T-MTUNR16	TN □□1604□□	MT1603	CTM513	HL1814	ML0625	L2.0,L3.0
S40T-MTUNL16	TN □□1604□□	MT1603	CTM513	HL1814	ML0625	L2.0,L3.0
S50U-MTUNR16	TN □□1604□□	MT1603	CTM513	HL1814	ML0625	L2.0,L3.0
S50U-MTUNL16	TN □□1604□□	MT1603	CTM513	HL1814	ML0625	L2.0,L3.0
S40T-MTUNR22	TN □□2204□□	MT2204	CTM617	HL1917	ML0830	L2.5,L4.0
S40T-MTUNL22	TN □□2204□□	MT2204	CTM617	HL1917	ML0830	L2.5,L4.0
S50U-MTUNR22	TN □□2204□□	MT2204	CTM617	HL1917	ML0830	L2.5,L4.0
S50U-MTUNL22	TN □□2204□□	MT2204	CTM617	HL1917	ML0830	L2.5,L4.0

注：测量使用检验刀片TNMG160404,TNMG220408
刀体和配件包括在供货范围之内

MTUNR/L–R

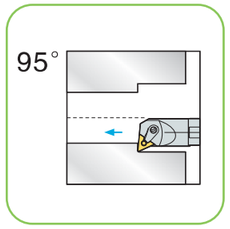

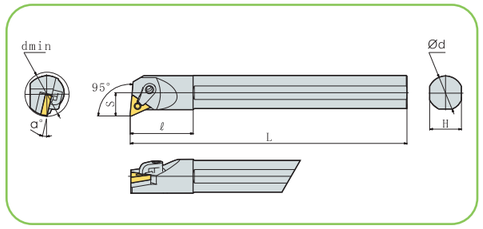

货　号	型　号	dmin	Φd	S	L	l	H	a°
940.0689.146	S20Q–MTUNR16R	Φ25	20	13	180	40	18	15°
941.0689.146	S20Q–MTUNL16R	Φ25	20	13	180	40	18	15°
940.0690.146	S25R–MTUNR16R	Φ30	25	17	200	45	23	12°
941.0690.146	S25R–MTUNL16R	Φ30	25	17	200	45	23	12°
940.0691.146	S32S–MTUNR16R	Φ38	32	22	250	54	30	17°
941.0691.146	S32S–MTUNL16R	Φ38	32	22	250	54	30	17°
940.0692.146	S40T–MTUNR16R	Φ47	40	27	300	60	38	15°
941.0692.146	S40T–MTUNL16R	Φ47	40	27	300	60	38	15°
940.0693.146	S50U–MTUNR16R	Φ60	50	31	350	65	48	12°
941.0693.146	S50U–MTUNL16R	Φ60	50	31	350	65	48	12°

型　号	刀　片	刀　垫	销　钉	压　板	双头螺钉	扳 手
S20Q–MTUNR16R	TN □□1604□□	X	CTM510	HL1812	ML0622	L2.0,L3.0
S20Q–MTUNL16R	TN □□1604□□	X	CTM510	HL1812	ML0622	L2.0,L3.0
S25R–MTUNR16R	TN □□1604□□	X	CTM510	HL1814	ML0625	L2.0,L3.0
S25R–MTUNL16R	TN □□1604□□	X	CTM510	HL1814	ML0625	L2.0,L3.0
S32S–MTUNR16R	TN □□1604□□	MT1603	CTM513	HL1814	ML0625	L2.0,L3.0
S32S–MTUNL16R	TN □□1604□□	MT1603	CTM513	HL1814	ML0625	L2.0,L3.0
S40T–MTUNR16R	TN □□1604□□	MT1603	CTM513	HL1814	ML0625	L2.0,L3.0
S40T–MTUNL16R	TN □□1604□□	MT1603	CTM513	HL1814	ML0625	L2.0,L3.0
S50U–MTUNR16R	TN □□1604□□	MT1603	CTM513	HL1814	ML0625	L2.0,L3.0
S50U–MTUNL16R	TN □□1604□□	MT1603	CTM513	HL1814	ML0625	L2.0,L3.0

注：测量使用检验刀片TNMG160404
刀体和配件包括在供货范围之内

MTWNR/L

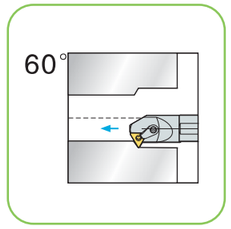

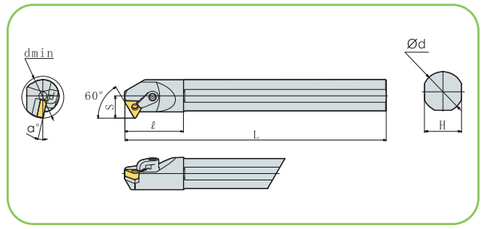

货　号	型　号	dmin	Φd	S	L	l	H	a°
940.0696.146	S20Q–MTWNR16	Φ25	20	14	180	40	18	15°
941.0696.146	S20Q–MTWNL16	Φ25	20	14	180	40	18	15°
940.0697.146	S25R–MTWNR16	Φ30	25	17	200	45	23	12°
941.0697.146	S25R–MTWNL16	Φ30	25	17	200	45	23	12°
940.0698.146	S32S–MTWNR16	Φ38	32	22	250	54	30	17°
941.0698.146	S32S–MTWNL16	Φ38	32	22	250	54	30	17°
940.0699.146	S40T–MTWNR16	Φ47	40	27	300	60	38	15°
941.0699.146	S40T–MTWNL16	Φ47	40	27	300	60	38	15°
940.0700.146	S50U–MTWNR16	Φ60	50	31	350	65	48	12°
941.0700.146	S50U–MTWNL16	Φ60	50	31	350	65	48	12°

型　号	刀　片	刀　垫	销　钉	压　板	双头螺钉	扳 手
S20Q–MTWNR16	TN □□1604□□	X	CTM510	HL1812	ML0622	L2.0,L3.0
S20Q–MTWNL16	TN □□1604□□	X	CTM510	HL1812	ML0622	L2.0,L3.0
S25R–MTWNR16	TN □□1604□□	X	CTM510	HL1814	ML0625	L2.0,L3.0
S25R–MTWNL16	TN □□1604□□	X	CTM510	HL1814	ML0625	L2.0,L3.0
S32S–MTWNR16	TN □□1604□□	MT1603	CTM513	HL1814	ML0625	L2.0,L3.0
S32S–MTWNL16	TN □□1604□□	MT1603	CTM513	HL1814	ML0625	L2.0,L3.0
S40T–MTWNR16	TN □□1604□□	MT1603	CTM513	HL1814	ML0625	L2.0,L3.0
S40T–MTWNL16	TN □□1604□□	MT1603	CTM513	HL1814	ML0625	L2.0,L3.0
S50U–MTWNR16	TN □□1604□□	MT1603	CTM513	HL1814	ML0625	L2.0,L3.0
S50U–MTWNL16	TN □□1604□□	MT1603	CTM513	HL1814	ML0625	L2.0,L3.0

注：测量使用检验刀片TNMG160404
刀体和配件包括在供货范围之内

MVQNR/L

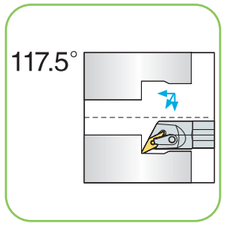

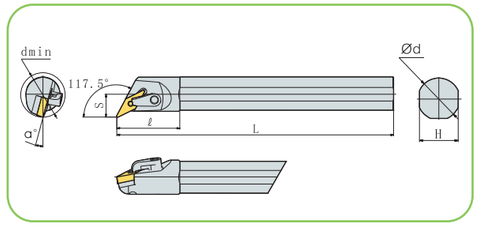

货　号	型　号	dmin	Φd	S	L	l	H	a°
940.0703.146	S25R-MVQNR16	Φ30	25	17	200	45	23	12°
941.0703.146	S25R-MVQNL16	Φ30	25	17	200	45	23	12°
940.0704.146	S32S-MVQNR16	Φ38	32	23	250	50	30	17°
941.0704.146	S32S-MVQNL16	Φ38	32	23	250	50	30	17°
940.0705.146	S40T-MVQNR16	Φ47	40	27	300	55	38	15°
941.0705.146	S40T-MVQNL16	Φ47	40	27	300	55	38	15°
940.0706.146	S50U-MVQNR16	Φ60	50	31	350	70	48	12°
941.0706.146	S50U-MVQNL16	Φ60	50	31	350	70	48	12°

型　号	刀　片	刀　垫	销　钉	压　板	双头螺钉	扳 手
S25R-MVQNR16	VN□□1604□□	X	CTM510	HL2114	ML0625	L2.0,L3.0
S25R-MVQNL16	VN□□1604□□	X	CTM510	HL2114	ML0625	L2.0,L3.0
S32S-MVQNR16	VN□□1604□□	MV1603	CTM513	HL2114	ML0625	L2.0,L3.0
S32S-MVQNL16	VN□□1604□□	MV1603	CTM513	HL2114	ML0625	L2.0,L3.0
S40T-MVQNR16	VN□□1604□□	MV1603	CTM513	HL2114	ML0625	L2.0,L3.0
S40T-MVQNL16	VN□□1604□□	MV1603	CTM513	HL2114	ML0625	L2.0,L3.0
S50U-MVQNR16	VN□□1604□□	MV1603	CTM513	HL2114	ML0625	L2.0,L3.0
S50U-MVQNL16	VN□□1604□□	MV1603	CTM513	HL2114	ML0625	L2.0,L3.0

注：测量使用检验刀片VNMG160404
刀体和配件包括在供货范围之内

MVUNR/L

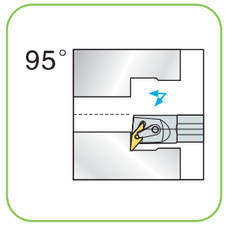

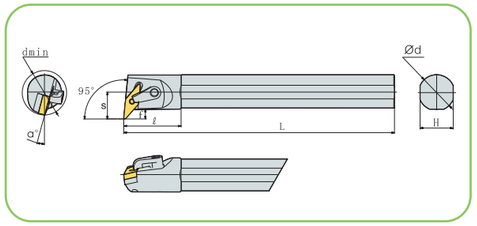

货　号	型　号	dmin	Φd	S	L	l	H	f	a°
940.0709.146	S25R-MVUNR16	Φ32	25	20	200	45	23	7	12°
941.0709.146	S25R-MVUNL16	Φ32	25	20	200	45	23	7	12°
940.0710.146	S32S-MVUNR16	Φ38	32	22	250	50	30	5.5	17°
941.0710.146	S32S-MVUNL16	Φ38	32	22	250	50	30	5.5	17°
940.0711.146	S40T-MVUNR16	Φ47	40	27	300	55	38	6.5	15°
941.0711.146	S40T-MVUNL16	Φ47	40	27	300	55	38	6.5	15°
940.0712.146	S50U-MVUNR16	Φ60	50	31	350	70	48	5.5	12°
941.0712.146	S50U-MVUNL16	Φ60	50	31	350	70	48	5.5	12°

型　号	刀　片	刀　垫	销　钉	压　板	双头螺钉	扳 手
S25R-MVUNR16	VN□□1604□□	X	CTM510	HL2114	ML0625	L2.0,L3.0
S25R-MVUNL16	VN□□1604□□	X	CTM510	HL2114	ML0625	L2.0,L3.0
S32S-MVUNR16	VN□□1604□□	MV1603	CTM513	HL2114	ML0625	L2.0,L3.0
S32S-MVUNL16	VN□□1604□□	MV1603	CTM513	HL2114	ML0625	L2.0,L3.0
S40T-MVUNR16	VN□□1604□□	MV1603	CTM513	HL2114	ML0625	L2.0,L3.0
S40T-MVUNL16	VN□□1604□□	MV1603	CTM513	HL2114	ML0625	L2.0,L3.0
S50U-MVUNR16	VN□□1604□□	MV1603	CTM513	HL2114	ML0625	L2.0,L3.0
S50U-MVUNL16	VN□□1604□□	MV1603	CTM513	HL2114	ML0625	L2.0,L3.0

注：测量使用检验刀片VNMG160404
刀体和配件包括在供货范围之内

MVXNR/L

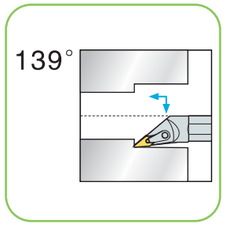

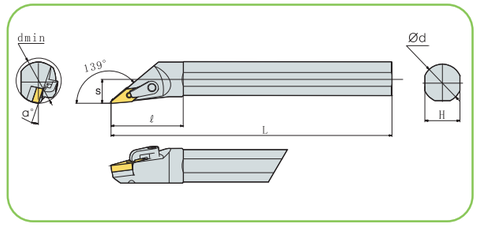

货　号	型　号	dmin	Φd	S	L	l	H	a°
940.0715.146	S20Q-MVXNR16	Φ24	20	14	180	45	18	15°
941.0715.146	S20Q-MVXNL16	Φ24	20	14	180	45	18	15°
940.0716.146	S25R-MVXNR16	Φ30	25	17	200	50	23	12°
941.0716.146	S25R-MVXNL16	Φ30	25	17	200	50	23	12°
940.0717.146	S32S-MVXNR16	Φ38	32	22	250	55	30	17°
941.0717.146	S32S-MVXNL16	Φ38	32	22	250	55	30	17°
940.0718.146	S40T-MVXNR16	Φ47	40	27	300	60	38	15°
941.0718.146	S40T-MVXNL16	Φ47	40	27	300	60	38	15°
940.0719.146	S50U-MVXNR16	Φ60	50	31	350	65	48	12°
941.0719.146	S50U-MVXNL16	Φ60	50	31	350	65	48	12°

型　号	刀　片	刀　垫	销　钉	压　板	双头螺钉	扳 手
S20Q-MVXNR16	VN□□1604□□	X	CTM510	HL2412	ML0622	L2.0,L3.0
S20Q-MVXNL16	VN□□1604□□	X	CTM510	HL2412	ML0622	L2.0,L3.0
S25R-MVXNR16	VN□□1604□□	X	CTM510	HL2414	ML0625	L2.0,L3.0
S25R-MVXNL16	VN□□1604□□	X	CTM510	HL2414	ML0625	L2.0,L3.0
S32S-MVXNR16	VN□□1604□□	MV1603	CTM513	HL2414	ML0625	L2.0,L3.0
S32S-MVXNL16	VN□□1604□□	MV1603	CTM513	HL2414	ML0625	L2.0,L3.0
S40T-MVXNR16	VN□□1604□□	MV1603	CTM513	HL2414	ML0625	L2.0,L3.0
S40T-MVXNL16	VN□□1604□□	MV1603	CTM513	HL2414	ML0625	L2.0,L3.0
S50U-MVXNR16	VN□□1604□□	MV1603	CTM513	HL2414	ML0625	L2.0,L3.0
S50U-MVXNL16	VN□□1604□□	MV1603	CTM513	HL2414	ML0625	L2.0,L3.0

注：测量使用检验刀片VNMG160404
刀体和配件包括在供货范围之内

MTQNR/L

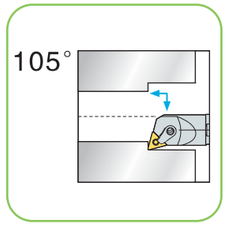

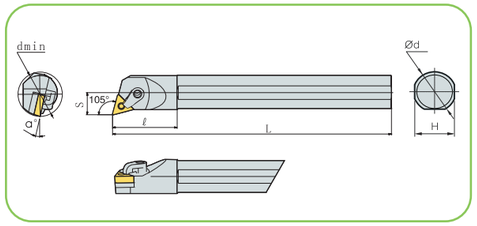

货　号	型　号	dmin	Φd	S	L	l	H	a°
940.0726.146	S20Q-MTQNR16	Φ25	20	13	180	42	18	15°
941.0726.146	S20Q-MTQNL16	Φ25	20	13	180	42	18	15°
940.0727.146	S25R-MTQNR16	Φ30	25	17	200	45	23	12°
941.0727.146	S25R-MTQNL16	Φ30	25	17	200	45	23	12°
940.0728.146	S32S-MTQNR16	Φ38	32	22	250	54	30	17°
941.0728.146	S32S-MTQNL16	Φ38	32	22	250	54	30	17°
940.0729.146	S40T-MTQNR16	Φ47	40	27	300	60	38	15°
941.0729.146	S40T-MTQNL16	Φ47	40	27	300	60	38	15°
940.0730.146	S50U-MTQNR16	Φ60	50	31	350	65	48	12°
941.0730.146	S50U-MTQNL16	Φ60	50	31	350	65	48	12°

型　号	刀　片	刀　垫	销　钉	压　板	双头螺钉	扳 手
S20Q-MTQNR16	TN□□1604□□	X	CTM510	HL1812	ML0622	L2.0,L3.0
S20Q-MTQNL16	TN□□1604□□	X	CTM510	HL1812	ML0622	L2.0,L3.0
S25R-MTQNR16	TN□□1604□□	X	CTM510	HL1814	ML0625	L2.0,L3.0
S25R-MTQNL16	TN□□1604□□	X	CTM510	HL1814	ML0625	L2.0,L3.0
S32S-MTQNR16	TN□□1604□□	MT1603	CTM513	HL1814	ML0625	L2.0,L3.0
S32S-MTQNL16	TN□□1604□□	MT1603	CTM513	HL1814	ML0625	L2.0,L3.0
S40T-MTQNR16	TN□□1604□□	MT1603	CTM513	HL1814	ML0625	L2.0,L3.0
S40T-MTQNL16	TN□□1604□□	MT1603	CTM513	HL1814	ML0625	L2.0,L3.0
S50U-MTQNR16	TN□□1604□□	MT1603	CTM513	HL1814	ML0625	L2.0,L3.0
S50U-MTQNL16	TN□□1604□□	MT1603	CTM513	HL1814	ML0625	L2.0,L3.0

注：测量使用检验刀片TNMG160404
刀体和配件包括在供货范围之内

MWLNR/L

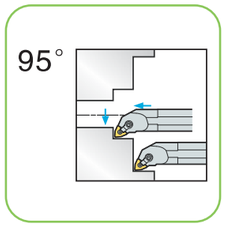

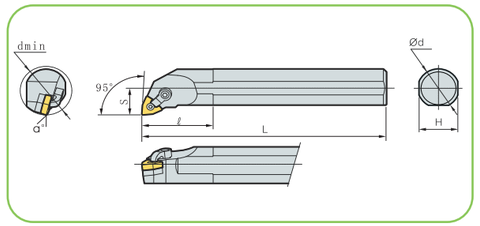

货　号	型　号	dmin	Φd	S	L	l	H	a°
940.0733.146	S16Q-MWLNR06	Φ19	16	11	180	28	15	18°
941.0733.146	S16Q-MWLNL06	Φ19	16	11	180	28	15	18°
940.0734.146	S20Q-MWLNR06	Φ23	20	13	180	42	18	15°
941.0734.146	S20Q-MWLNL06	Φ23	20	13	180	42	18	15°
940.0735.146	S25R-MWLNR06	Φ30	25	17	200	45	23	12°
941.0735.146	S25R-MWLNL06	Φ30	25	17	200	45	23	12°
940.0736.146	S20Q-MWLNR08	Φ23	20	13	180	40	18	15°
941.0736.146	S20Q-MWLNL08	Φ23	20	13	180	40	18	15°
940.0737.146	S25R-MWLNR08	Φ30	25	17	200	45	23	12°
941.0737.146	S25R-MWLNL08	Φ30	25	17	200	45	23	12°
940.0738.146	S32S-MWLNR08	Φ38	32	22	250	50	30	17°
941.0738.146	S32S-MWLNL08	Φ38	32	22	250	50	30	17°
940.0739.146	S40T-MWLNR08	Φ47	40	27	300	55	38	15°
941.0739.146	S40T-MWLNL08	Φ47	40	27	300	55	38	15°
940.0740.146	S50U-MWLNR08	Φ60	50	31	350	70	48	12°
941.0740.146	S50U-MWLNL08	Φ60	50	31	350	70	48	12°

型　号	刀　片	刀　垫	销　钉	压　板	双头螺钉	扳 手
S16Q-MWLNR06	WN□□0604□□	X	CTM510	HL1511	ML0519	L2.0,L2.5
S16Q-MWLNL06	WN□□0604□□	X	CTM510	HL1511	ML0519	L2.0,L2.5
S20Q-MWLNR06	WN□□ 0604□□	X	CTM510	HL1511	ML0519	L2.0,L2.5
S20Q-MWLNL06	WN□□ 0604□□	X	CTM510	HL1511	ML0519	L2.0,L2.5
S25R-MWLNR06	WN□□ 0604□□	X	CTM510	HL1814	ML0625	L2.0,L3.0
S25R-MWLNL06	WN□□ 0604□□	X	CTM510	HL1814	ML0625	L2.0,L3.0
S20Q-MWLNR08	WN□□ 0804□□	X	CTM613	HL1812	ML0622	L2.5,L3.0
S20Q-MWLNL08	WN□□ 0804□□	X	CTM613	HL1812	ML0622	L2.5,L3.0
S25R-MWLNR08	WN□□ 0804□□	X	CTM613	HL1814	ML0625	L2.5,L3.0
S25R-MWLNL08	WN□□ 0804□□	X	CTM613	HL1814	ML0625	L2.5,L3.0
S32S-MWLNR08	WN□□ 0804□□	MW0804	CTM617	HL1814	ML0625	L2.5,L3.0
S32S-MWLNL08	WN□□ 0804□□	MW0804	CTM617	HL1814	ML0625	L2.5,L3.0
S40T-MWLNR08	WN□□ 0804□□	MW0804	CTM617	HL1814	ML0625	L2.5,L3.0
S40T-MWLNL08	WN□□ 0804□□	MW0804	CTM617	HL1814	ML0625	L2.5,L3.0
S50U-MWLNR08	WN□□ 0804□□	MW0804	CTM617	HL1814	ML0625	L2.5,L3.0
S50U-MWLNL08	WN□□ 0804□□	MW0804	CTM617	HL1814	ML0625	L2.5,L3.0

注：测量使用检验刀片WNMG060404,WNMG080408
刀体和配件包括在供货范围之内

SCKCR/L

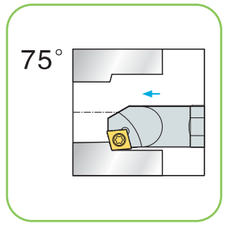

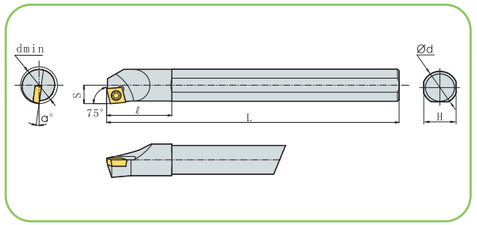

货　号	型　号	dmin	Φd	S	L	l	H	a°
940.0743.146	S08K-SCKCR06	Φ10	8	5.5	125	21	7	13°
941.0743.146	S08K-SCKCL06	Φ10	8	5.5	125	21	7	13°
940.0744.146	S10K-SCKCR06	Φ11	10	6	125	25	9	12°
941.0744.146	S10K-SCKCL06	Φ11	10	6	125	25	9	12°
940.0745.146	S12M-SCKCR06	Φ13	12	7	150	25	11	10°
941.0745.146	S12M-SCKCL06	Φ13	12	7	150	25	11	10°
940.0746.146	S12M-SCKCR09	Φ14	12	8	150	30	11	12°
941.0746.146	S12M-SCKCL09	Φ14	12	8	150	30	11	12°
940.0747.146	S16Q-SCKCR09	Φ17	16	9.5	180	36	15	10°
941.0747.146	S16Q-SCKCL09	Φ17	16	9.5	180	36	15	10°
940.0748.146	S20Q-SCKCR09	Φ21	20	11.5	180	38	18	8°
941.0748.146	S20Q-SCKCL09	Φ21	20	11.5	180	38	18	8°
940.0749.146	S25R-SCKCR12	Φ27	26	15	200	42	23	6°
941.0749.146	S25R-SCKCL12	Φ27	26	15	200	42	23	6°

型　号	刀　片	螺　钉	扳　手
S08K-SCKCR06	CC □□0602□□	M2.5×6	T-8
S08K-SCKCL06	CC □□0602□□	M2.5×6	T-8
S10K-SCKCR06	CC □□0602□□	M2.5×6	T-8
S10K-SCKCL06	CC □□0602□□	M2.5×6	T-8
S12M-SCKCR06	CC □□0602□□	M2.5×6	T-8
S12M-SCKCL06	CC □□0602□□	M2.5×6	T-8
S12M-SCKCR09	CC □□09T3□□	M3.5×9	T-15
S12M-SCKCL09	CC □□09T3□□	M3.5×9	T-15
S16Q-SCKCR09	CC □□09T3□□	M3.5×9	T-15
S16Q-SCKCL09	CC □□09T3□□	M3.5×9	T-15
S20Q-SCKCR09	CC □□09T3□□	M3.5×9	T-15
S20Q-SCKCL09	CC □□09T3□□	M3.5×9	T-15
S25R-SCKCR12	CC □□1204□□	M5×12	T-20
S25R-SCKCL12	CC □□1204□□	M5×12	T-20

注：测量使用检验刀片CCMT060204，CCMT090304，CCMT120408
刀体和配件包括在供货范围之内

SCLCR/L

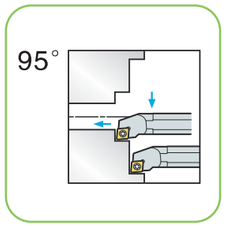

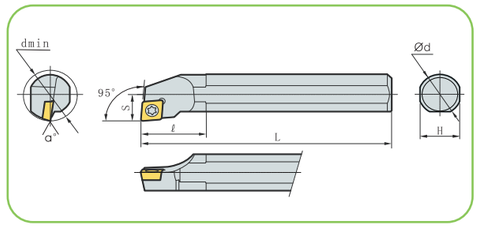

货　号	型　号	dmin	Φd	S	L	l	H	a°
940.0752.146	S07K-SCLCR06	Φ8	8	4.2	125	18	7	15°
941.0752.146	S07K-SCLCL06	Φ8	8	4.2	125	18	7	15°
940.0753.146	S08K-SCLCR06	Φ9	8	5	125	18	7	13°
941.0753.146	S08K-SCLCL06	Φ9	8	5	125	18	7	13°
940.0754.146	S08K-SCLCR06-A16	Φ9	16	5	125	24	15	13°
941.0754.146	S08K-SCLCL06-A16	Φ9	16	5	125	24	15	13°
940.0755.146	S10K-SCLCR06	Φ11	10	6	125	22	9	12°
941.0755.146	S10K-SCLCL06	Φ11	10	6	125	22	9	12°
940.0756.146	S10K-SCLCR06-A16	Φ11	16	6	125	30	15	12°
941.0756.146	S10K-SCLCL06-A16	Φ11	16	6	125	30	15	12°
940.0757.146	S12M-SCLCR06	Φ13	12	7	150	25	11	10°
941.0757.146	S12M-SCLCL06	Φ13	12	7	150	25	11	10°
940.0758.146	S12M-SCLCR09	Φ16	14	8	150	27	13	10°
941.0758.146	S12M-SCLCL09	Φ16	14	8	150	27	13	10°
940.0759.146	S14M-SCLCR09	Φ15	12	8	150	27	11	12°
941.0759.146	S14M-SCLCL09	Φ15	12	8	150	27	11	12°
940.0760.146	S16Q-SCLCR09	Φ17	16	9.5	180	34	15	10°
941.0760.146	S16Q-SCLCL09	Φ17	16	9.5	180	34	15	10°
940.0761.146	S20Q-SCLCR09	Φ21	20	11.5	180	38	18	8°
941.0761.146	S20Q-SCLCL09	Φ21	20	11.5	180	38	18	8°
940.0762.146	S25R-SCLCR09	Φ26	25	14	200	45	23	6°
941.0762.146	S25R-SCLCL09	Φ26	25	14	200	45	23	6°
940.0763.146	S32S-SCLCR09	Φ33	32	18	250	45	30	4°
941.0763.146	S32S-SCLCL09	Φ33	32	18	250	45	30	4°
940.0764.146	S20Q-SCLCR12	Φ21	20	12	180	42	18	8°
941.0764.146	S20Q-SCLCL12	Φ21	20	12	180	42	18	8°
940.0765.146	S25R-SCLCR12	Φ26	25	14.5	200	45	23	8°
941.0765.146	S25R-SCLCL12	Φ26	25	14.5	200	45	23	8°
940.0766.146	S32S-SCLCR12	Φ33	32	18	250	45	30	6°
941.0766.146	S32S-SCLCL12	Φ33	32	18	250	45	30	6°
940.0767.146	S40T-SCLCR12	Φ41	40	22	300	48	38	4°
941.0767.146	S40T-SCLCL12	Φ41	40	22	300	48	38	4°

型　号	刀　片	螺　钉	扳　手
S07K-SCLCR06	CC □□0602□□	M2.5×5	T-8
S07K-SCLCL06	CC □□0602□□	M2.5×5	T-8
S08K-SCLCR06	CC □□0602□□	M2.5×5	T-8
S08K-SCLCL06	CC □□0602□□	M2.5×5	T-8
S08K-SCLCR06-A16	CC □□0602□□	M2.5×6	T-8
S08K-SCLCL06-A16	CC □□0602□□	M2.5×6	T-8
S10K-SCLCR06	CC □□0602□□	M2.5×6	T-8
S10K-SCLCL06	CC □□0602□□	M2.5×6	T-8
S10K-SCLCR06-A16	CC □□0602□□	M2.5×6	T-8
S10K-SCLCL06-A16	CC □□0602□□	M2.5×6	T-8
S12M-SCLCR06	CC □□0602□□	M2.5×6	T-8
S12M-SCLCL06	CC □□0602□□	M2.5×6	T-8
S12M-SCLCR09	CC □□09T3□□	M3.5×9	T-15
S12M-SCLCL09	CC □□09T3□□	M3.5×9	T-15
S14M-SCLCR09	CC □□09T3□□	M3.5×9	T-15
S14M-SCLCL09	CC □□09T3□□	M3.5×9	T-15
S16Q-SCLCR09	CC □□09T3□□	M3.5×9	T-15
S16Q-SCLCL09	CC □□09T3□□	M3.5×9	T-15
S20Q-SCLCR09	CC □□09T3□□	M3.5×9	T-15
S20Q-SCLCL09	CC □□09T3□□	M3.5×9	T-15
S25R-SCLCR09	CC □□09T3□□	M3.5×9	T-15
S25R-SCLCL09	CC □□09T3□□	M3.5×9	T-15
S32S-SCLCR09	CC □□09T3□□	M3.5×9	T-15
S32S-SCLCL09	CC □□09T3□□	M3.5×9	T-15
S20Q-SCLCR12	CC □□1204□□	M5×12	T-20
S20Q-SCLCL12	CC □□1204□□	M5×12	T-20
S25R-SCLCR12	CC □□1204□□	M5×12	T-20
S25R-SCLCL12	CC □□1204□□	M5×12	T-20
S32S-SCLCR12	CC □□1204□□	M5×12	T-20
S32S-SCLCL12	CC □□1204□□	M5×12	T-20
S40T-SCLCR12	CC □□1204□□	M5×12	T-20
S40T-SCLCL12	CC □□1204□□	M5×12	T-20

注：测量使用检验刀片CCMT060204,CCMT09T304,CCMT120408
刀体和配件包括在供货范围之内

SCZCR/L

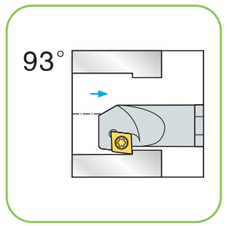

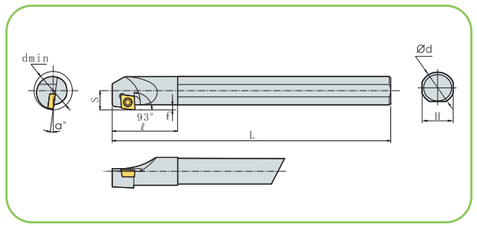

货　号	型　号	dmin	Φd	S	L	l	H	f	a°
940.0770.146	S08K-SCZCR06	Φ10	8	6.5	125	25	7	2.2	13°
941.0770.146	S08K-SCZCL06	Φ10	8	6.5	125	25	7	2.2	13°
940.0771.146	S10K-SCZCR06	Φ12	10	7.5	125	27	9	2.2	12°
941.0771.146	S10K-SCZCL06	Φ12	10	7.5	125	27	9	2.2	12°
940.0772.146	S12M-SCZCR06	Φ14	12	8.5	150	32	11	2.2	10°
941.0772.146	S12M-SCZCL06	Φ14	12	8.5	150	32	11	2.2	10°
940.0773.146	S16Q-SCZCR06	Φ18	16	10.5	180	30	15	2.2	8°
941.0773.146	S16Q-SCZCL06	Φ18	16	10.5	180	30	15	2.2	8°
940.0774.146	S16Q-SCZCR09	Φ21	16	11.5	180	35	15	4.5	10°
941.0774.146	S16Q-SCZCL09	Φ21	16	11.5	180	35	15	4.5	10°
940.0775.146	S20Q-SCZCR09	Φ25	20	13.5	180	40	18	4.5	8°
941.0775.146	S20Q-SCZCL09	Φ25	20	13.5	180	40	18	4.5	8°
940.0776.146	S25R-SCZCR09	Φ32	26	17	200	42	23	5	6°
941.0776.146	S25R-SCZCL09	Φ32	26	17	200	42	23	5	6°

型　号	刀　　片	螺　钉	扳　手
S08K-SCZCR06	CC □□0602□□	M2.5×6	T-8
S08K-SCZCL06	CC □□0602□□	M2.5×6	T-8
S10K-SCZCR06	CC □□0602□□	M2.5×6	T-8
S10K-SCZCL06	CC □□0602□□	M2.5×6	T-8
S12M-SCZCR06	CC □□0602□□	M2.5×8	T-8
S12M-SCZCL06	CC □□0602□□	M2.5×8	T-8
S16Q-SCZCR06	CC □□0602□□	M2.5×8	T-8
S16Q-SCZCL06	CC □□0602□□	M2.5×8	T-8
S16Q-SCZCR09	CC □□09T3□□	M3.5×9	T-15
S16Q-SCZCL09	CC □□09T3□□	M3.5×9	T-15
S20Q-SCZCR09	CC □□09T3□□	M3.5×9	T-15
S20Q-SCZCL09	CC □□09T3□□	M3.5×9	T-15
S25R-SCZCR09	CC □□09T3□□	M3.5×9	T-15
S25R-SCZCL09	CC □□09T3□□	M3.5×9	T-15

注：测量使用检验刀片CCMT060204,CCMT09T304
刀体和配件包括在供货范围之内

SDQCR/L

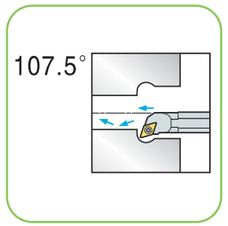

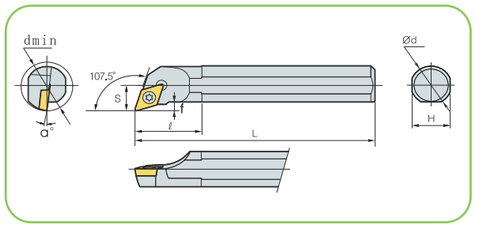

货　号	型　号	dmin	Φd	S	L	l	H	f	a°
940.0779.146	S08K-SDQCR07	Φ10	7	6.	125	18	7	1.7	12°
941.0779.146	S08K-SDQCL07	Φ10	7	6	125	18	7	1.7	12°
940.0780.146	S10K-SDQCR07	Φ11	10	7	125	24	9	1.7	10°
941.0780.146	S10K-SDQCL07	Φ11	10	7	125	24	9	1.7	10°
940.0781.146	S12M-SDQCR07	Φ15	12	9	150	30	11	2.7	8°
941.0781.146	S12M-SDQCL07	Φ15	12	9	150	30	11	2.7	8°
940.0782.146	S16Q-SDQCR07	Φ17	16	11	180	30	15	2.7	6°
941.0782.146	S16Q-SDQCL07	Φ17	16	11	180	30	15	2.7	6°
940.0783.146	S20Q-SDQCR11	Φ23	20	13	180	42	18	2.7	5°
941.0783.146	S20Q-SDQCL11	Φ23	20	13	180	42	18	2.7	5°
940.0784.146	S25R-SDQCR11	Φ29	25	17	200	42.5	23	4	4°
941.0784.146	S25R-SDQCL11	Φ29	25	17	200	42.5	23	4	4°
940.0785.146	S32S-SDQCR11	Φ40	32	22	250	45	30	5.5	4°
941.0785.146	S32S-SDQCL11	Φ40	32	22	250	45	30	5.5	4°

型　号	刀　　片	螺　钉	扳　手
S08K-SDQCR07	DC □□0702□□	M2.5×6	T-8
S08K-SDQCL07	DC □□0702□□	M2.5×6	T-8
S10K-SDQCR07	DC □□0702□□	M2.5×6	T-8
S10K-SDQCL07	DC □□0702□□	M2.5×6	T-8
S12M-SDQCR07	DC □□0702□□	M2.5×6	T-8
S12M-SDQCL07	DC □□0702□□	M2.5×6	T-8
S16Q-SDQCR07	DC □□0702□□	M2.5×8	T-8
S16Q-SDQCL07	DC □□0702□□	M2.5×8	T-8
S20Q-SDQCR11	DC □□11T3□□	M3.5×9	T-15
S20Q-SDQCL11	DC □□11T3□□	M3.5×9	T-15
S25R-SDQCR11	DC □□11T3□□	M3.5×9	T-15
S25R-SDQCL11	DC □□11T3□□	M3.5×9	T-15
S32S-SDQCR11	DC □□11T3□□	M3.5×9	T-15
S32S-SDQCL11	DC □□11T3□□	M3.5×9	T-15

注：测量使用检验刀片DCMT070204,DCMT11T304
刀体和配件包括在供货范围之内

SDUCR/L

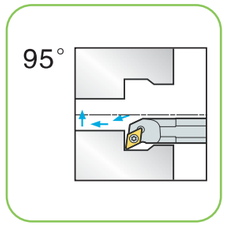

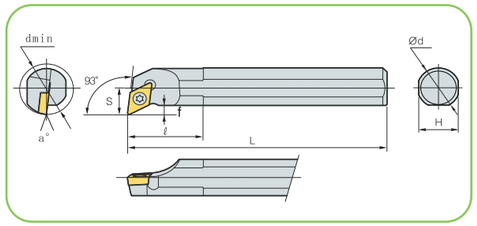

货　号	型　号	dmin	Φd	S	L	l	H	f	a°
940.0788.146	S10K-SDUCR07	Φ15	10	8	125	25	9	2.7	10°
941.0788.146	S10K-SDUCL07	Φ15	10	8	125	25	9	2.7	10°
940.0789.146	S12M-SDUCR07	Φ17	12	9	150	25	11	2.7	8°
941.0789.146	S12M-SDUCL07	Φ17	12	9	150	25	11	2.7	8°
940.0790.146	S16Q-SDUCR07	Φ22	16	11	180	30	15	2.7	6°
941.0790.146	S16Q-SDUCL07	Φ22	16	11	180	30	15	2.7	6°
940.0792.146	S20Q-SDUCR11	Φ23	20	13	180	40	18	2.7	6°
941.0792.146	S20Q-SDUCL11	Φ23	20	13	180	40	18	2.7	6°
940.0793.146	S25R-SDUCR11	Φ29	25	17	200	42	23	4	5°
941.0793.146	S25R-SDUCL11	Φ29	25	17	200	42	23	4	5°
940.0794.146	S32S-SDUCR11	Φ38	32	22	250	45	30	5.5	4°
941.0794.146	S32S-SDUCL11	Φ38	32	22	250	45	30	5.5	4°
940.0795.146	S40T-SDUCR11	Φ45	40	25	300	50	38	4.5	4°
941.0795.146	S40T-SDUCL11	Φ45	40	25	300	50	38	4.5	4°
940.0796.146	S50U-SDUCR11	Φ60	50	31	350	55	48	5.5	0°
941.0796.146	S50U-SDUCL11	Φ60	50	31	350	55	48	5.5	0°

型　号	刀　片	螺　钉	扳　手
S10K-SDUCR07	DC □□0702□□	M2.5×6	T-8
S10K-SDUCL07	DC □□0702□□	M2.5×6	T-8
S12M-SDUCR07	DC □□0702□□	M2.5×6	T-8
S12M-SDUCL07	DC □□0702□□	M2.5×6	T-8
S16Q-SDUCR07	DC □□0702□□	M2.5×6	T-8
S16Q-SDUCL07	DC □□0702□□	M2.5×6	T-8
S20Q-SDUCR11	DC □□11T3□□	M3.5×9	T-15
S20Q-SDUCL11	DC □□11T3□□	M3.5×9	T-15
S25R-SDUCR11	DC □□11T3□□	M3.5×9	T-15
S25R-SDUCL11	DC □□11T3□□	M3.5×9	T-15
S32S-SDUCR11	DC □□11T3□□	M3.5×9	T-15
S32S-SDUCL11	DC □□11T3□□	M3.5×9	T-15
S40T-SDUCR11	DC □□11T3□□	M3.5×9	T-15
S40T-SDUCL11	DC □□11T3□□	M3.5×9	T-15
S50U-SDUCR11	DC □□11T3□□	M3.5×9	T-15
S50U-SDUCL11	DC □□11T3□□	M3.5×9	T-15

注：测量使用检验刀片DCMT070204,DCMT11T304
刀体和配件包括在供货范围之内

SDWCR/L

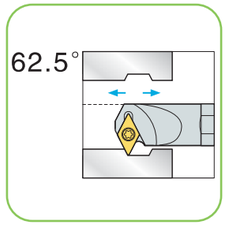

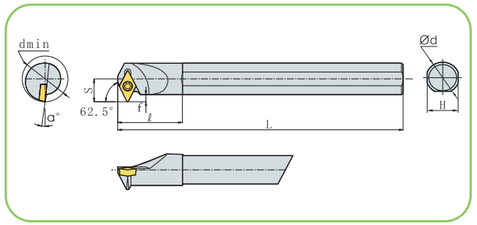

货　号	型　号	dmin	Φd	S	L	l	H	f	a°
940.0799.146	S12M-SDWCR07	Φ16	12	10.5	150	25	11	4.2	10°
941.0799.146	S12M-SDWCL07	Φ16	12	10.5	150	25	11	4.2	10°
940.0800.146	S16Q-SDWCR07	Φ20	16	12.5	180	34.5	15	4.2	8°
941.0800.146	S16Q-SDWCL07	Φ20	16	12.5	180	34.5	15	4.2	8°
940.0801.146	S20Q-SDWCR07	Φ27	20	14.5	180	30	18	4.2	6°
941.0801.146	S20Q-SDWCL07	Φ27	20	14.5	180	30	18	4.2	6°
940.0802.146	S20Q-SDWCR11	Φ24	20	14.5	180	40	18	4.2	6°
941.0802.146	S20Q-SDWCL11	Φ24	20	14.5	180	40	18	4.2	6°
940.0803.146	S25R-SDWCR11	Φ29	25	17	200	45	23	4.2	5°
941.0803.146	S25R-SDWCL11	Φ29	25	17	200	45	23	4.2	5°
940.0804.146	S32S-SDWCR11	Φ40	32	22	250	45	30	5.5	2°
941.0804.146	S32S-SDWCL11	Φ40	32	22	250	45	30	5.5	2°

型　号	刀　片	螺　钉	扳　手
S12M-SDWCR07	DC □□0702□□	M2.5×6	T-8
S12M-SDWCL07	DC □□0702□□	M2.5×6	T-8
S16Q-SDWCR07	DC □□0702□□	M2.5×6	T-8
S16Q-SDWCL07	DC □□0702□□	M2.5×6	T-8
S20Q-SDWCR07	DC □□0702□□	M2.5×6	T-8
S20Q-SDWCL07	DC □□0702□□	M2.5×6	T-8
S20Q-SDWCR11	DC □□11T3□□	M3.5×9	T-15
S20Q-SDWCL11	DC □□11T3□□	M3.5×9	T-15
S25R-SDWCR11	DC □□11T3□□	M3.5×9	T-15
S25R-SDWCL11	DC □□11T3□□	M3.5×9	T-15
S32S-SDWCR11	DC □□11T3□□	M3.5×9	T-15
S32S-SDWCL11	DC □□11T3□□	M3.5×9	T-15

注：测量使用检验刀片DCMT070204,DCMT11T304
刀体和配件包括在供货范围之内

SDZCR/L

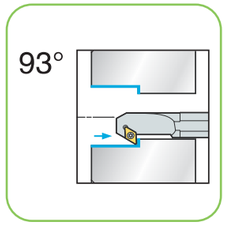

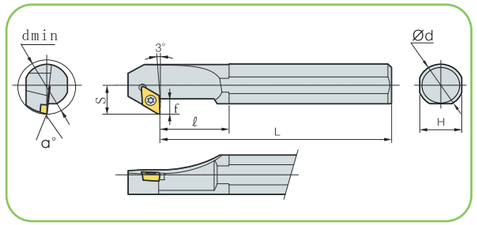

货　号	型　号	dmin	Φd	S	L	l	H	f	a°
940.0807.146	S10K-SDZCR07	Φ13	10	8.5	125	22	9	3.2	12°
941.0807.146	S10K-SDZCL07	Φ13	10	8.5	125	22	9	3.2	12°
940.0808.146	S12M-SDZCR07	Φ16	12	10	150	31	11	3.5	10°
941.0808.146	S12M-SDZCL07	Φ16	12	10	150	31	11	3.5	10°
940.0809.146	S16Q-SDZCR07	Φ21	16	13	180	37	15	4.5	6°
941.0809.146	S16Q-SDZCL07	Φ21	16	13	180	37	15	4.5	6°
940.0810.146	S20Q-SDZCR07	Φ24	20	14.5	180	47	18	4.2	6°
941.0810.146	S20Q-SDZCL07	Φ24	20	14.5	180	47	18	4.2	6°
940.0811.146	S20Q-SDZCR11	Φ25	20	15	180	50	18	4.5	8°
941.0811.146	S20Q-SDZCL11	Φ25	20	15	180	50	18	4.5	8°
940.0812.146	S25R-SDZCR11	Φ29	25	17	200	45	23	4.2	6°
941.0812.146	S25R-SDZCL11	Φ29	25	17	200	45	23	4.2	6°
940.0813.146	S32S-SDZCR11	Φ38	32	22	250	56	30	5.5	4°
941.0813.146	S32S-SDZCL11	Φ38	32	22	250	56	30	5.5	4°

型　号	刀　片	螺　钉	扳　手
S10K-SDZCR07	DC □□0702□□	M2.5×8	T-8
S10K-SDZCL07	DC □□0702□□	M2.5×8	T-8
S12M-SDZCR07	DC □□0702□□	M2.5×8	T-8
S12M-SDZCL07	DC □□0702□□	M2.5×8	T-8
S16Q-SDZCR07	DC □□0702□□	M2.5×8	T-8
S16Q-SDZCL07	DC □□0702□□	M2.5×8	T-8
S20Q-SDZCR07	DC □□0702□□	M2.5×8	T-8
S20Q-SDZCL07	DC □□0702□□	M2.5×8	T-8
S20Q-SDZCR11	DC □□11T3□□	M3.5×9	T-15
S20Q-SDZCL11	DC □□11T3□□	M3.5×9	T-15
S25R-SDZCR11	DC □□11T3□□	M3.5×9	T-15
S25R-SDZCL11	DC □□11T3□□	M3.5×9	T-15
S32S-SDZCR11	DC □□11T3□□	M3.5×9	T-15
S32S-SDZCL11	DC □□11T3□□	M3.5×9	T-15

注：测量使用检验刀片DCMT070204,DCMT11T304
刀体和配件包括在供货范围之内

SSKCR/L

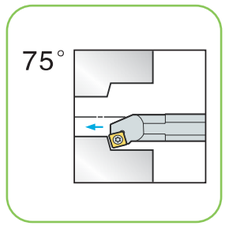

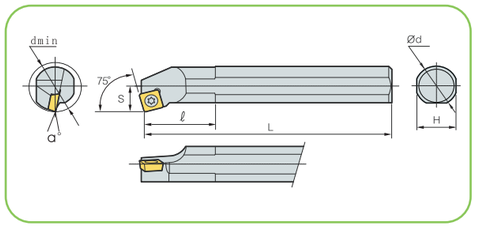

货　号	型　号	dmin	Φd	S	L	l	H	a°
940.0816.146	S12M-SSKCR09	Φ16	12	8.5	150	30	11	12°
941.0816.146	S12M-SSKCL09	Φ16	12	8.5	150	30	11	12°
940.0817.146	S16Q-SSKCR09	Φ18	16	10.5	180	32.6	15	10°
941.0817.146	S16Q-SSKCL09	Φ18	16	10.5	180	32.6	15	10°
940.0818.146	S20Q-SSKCR09	Φ23	20	13	180	40	18	8°
941.0818.146	S20Q-SSKCL09	Φ23	20	13	180	40	18	8°
940.0819.146	S25R-SSKCR09	Φ31	25	17	200	40	23	6°
941.0819.146	S25R-SSKCL09	Φ31	25	17	200	40	23	6°

型　号	刀　片	螺　钉	扳　手
S12M-SSKCR09	SC □□09T3□□	M3.5×9	T-15
S12M-SSKCL09	SC □□09T3□□	M3.5×9	T-15
S16Q-SSKCR09	SC □□09T3□□	M3.5×9	T-15
S16Q-SSKCL09	SC □□09T3□□	M3.5×9	T-15
S20Q-SSKCR09	SC □□09T3□□	M3.5×9	T-15
S20Q-SSKCL09	SC □□09T3□□	M3.5×9	T-15
S25R-SSKCR09	SC □□09T3□□	M3.5×9	T-15
S25R-SSKCL09	SC □□09T3□□	M3.5×9	T-15

注：测量使用检验刀片SCMT09T304
刀体和配件包括在供货范围之内

SSSCR/L

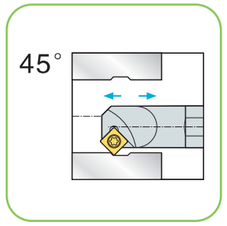

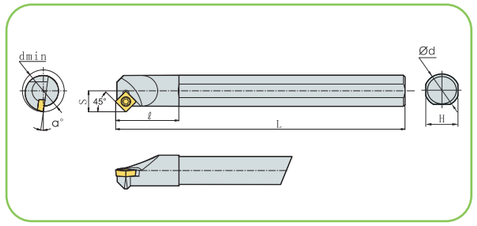

货　号	型　号	dmin	Φd	S	L	l	H	a°
940.0822.146	S12M-SSSCR09	Φ15	12	9	150	32	11	12°
941.0822.146	S12M-SSSCL09	Φ15	12	9	150	32	11	12°
940.0823.146	S16Q-SSSCR09	Φ19	16	11.5	180	32	15	10°
941.0823.146	S16Q-SSSCL09	Φ19	16	11.5	180	32	15	10°
940.0824.146	S20Q-SSSCR09	Φ27	20	13.5	180	40	18	8°
941.0824.146	S20Q-SSSCL09	Φ27	20	13.5	180	40	18	8°
940.0825.146	S25R-SSSCR09	Φ27	25	16	200	40	23	6°
941.0825.146	S25R-SSSCL09	Φ27	25	16	200	40	23	6°
940.0826.146	S32S-SSSCR09	Φ38	32	22	250	46	30	6°
941.0826.146	S32S-SSSCL09	Φ38	32	22	250	46	30	6°

型　号	刀　片	螺　钉	扳　手
S12M-SSSCR09	SC □□09T3□□	M3.5×9	T-15
S12M-SSSCL09	SC □□09T3□□	M3.5×9	T-15
S16Q-SSSCR09	SC □□09T3□□	M3.5×9	T-15
S16Q-SSSCL09	SC □□09T3□□	M3.5×9	T-15
S20Q-SSSCR09	SC □□09T3□□	M3.5×9	T-15
S20Q-SSSCL09	SC □□09T3□□	M3.5×9	T-15
S25R-SSSCR09	SC □□09T3□□	M3.5×9	T-15
S25R-SSSCL09	SC □□09T3□□	M3.5×9	T-15
S32S-SSSCR09	SC □□09T3□□	M3.5×9	T-15
S32S-SSSCL09	SC □□09T3□□	M3.5×9	T-15

注：测量使用检验刀片SCMT09T304
刀体和配件包括在供货范围之内

STFCR/L

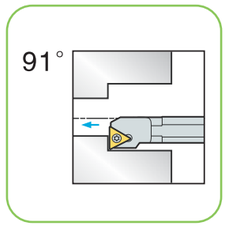

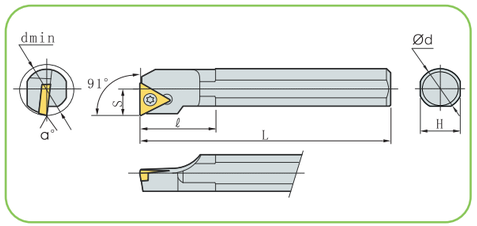

货　号	型　号	dmin	Φd	S	L	l	H	a°
940.0836.146	S08K-STFCR09	Φ9	8	5.5	125	20	7	15°
941.0836.146	S08K-STFCL09	Φ9	8	5.5	125	20	7	15°
940.0837.146	S10K-STFCR09	Φ11	10	6	125	24	9	13°
941.0837.146	S10K-STFCL09	Φ11	10	6	125	24	9	13°
940.0838.146	S12M-STFCR09	Φ13	12	7	150	27	11	10°
941.0838.146	S12M-STFCL09	Φ13	12	7	150	27	11	10°
940.0839.146	S10K-STFCR11	Φ11	10	6	125	24	9	12°
941.0839.146	S10K-STFCL11	Φ11	10	6	125	24	9	12°
940.0840.146	S12M-STFCR11	Φ13	12	7	150	26	11	10°
941.0840.146	S12M-STFCL11	Φ13	12	7	150	26	11	10°
940.0841.146	S16Q-STFCR11	Φ17	16	9	180	32	15	8°
941.0841.146	S16Q-STFCL11	Φ17	16	9	180	32	15	8°
940.0842.146	S20Q-STFCR11	Φ21	20	11	180	40	18	6°
941.0842.146	S20Q-STFCL11	Φ21	20	11	180	40	18	6°
940.0843.146	S20Q-STFCR16	Φ22	20	11.5	180	42	18	8°
941.0843.146	S20Q-STFCL16	Φ22	20	11.5	180	42	18	8°
940.0844.146	S25R-STFCR16	Φ26	25	14	200	42	23	6°
941.0844.146	S25R-STFCL16	Φ26	25	14	200	42	23	6°
940.0845.146	S32S-STFCR16	Φ33	32	17.5	250	45	30	6°
941.0845.146	S32S-STFCL16	Φ33	32	17.5	250	45	30	6°
940.0846.146	S40T-STFCR16	Φ43	40	21.5	300	60	38	4°
941.0846.146	S40T-STFCL16	Φ43	40	21.5	300	60	38	4°
940.0847.146	S50U-STFCR16	Φ51	50	26.5	350	65	48	4°
941.0847.146	S50U-STFCL16	Φ51	50	26.5	350	65	48	4°

型　号	刀　　片	螺　　钉	扳　　手
S08K-STFCR09	TC □□0902□□	M2.2×5	T-6
S08K-STFCL09	TC □□0902□□	M2.2×5	T-6
S10K-STFCR09	TC □□0902□□	M2.2×5	T-6
S10K-STFCL09	TC □□0902□□	M2.2×5	T-6
S12M-STFCR09	TC □□0902□□	M2.2×5	T-6
S12M-STFCL09	TC □□0902□□	M2.2×5	T-6
S10K-STFCR11	TC □□1102□□	M2.5×6	T-8
S10K-STFCL11	TC □□1102□□	M2.5×6	T-8
S12M-STFCR11	TC □□1102□□	M2.5×6	T-8
S12M-STFCL11	TC □□1102□□	M2.5×6	T-8
S16Q-STFCR11	TC □□1102□□	M2.5×6	T-8
S16Q-STFCL11	TC □□1102□□	M2.5×6	T-8
S20Q-STFCR11	TC □□1102□□	M2.5×6	T-8
S20Q-STFCL11	TC □□1102□□	M2.5×6	T-8
S20Q-STFCR16	TC □□16T3□□	M3.5×9	T-15
S20Q-STFCL16	TC □□16T3□□	M3.5×9	T-15
S25R-STFCR16	TC □□16T3□□	M3.5×9	T-15
S25R-STFCL16	TC □□16T3□□	M3.5×9	T-15
S32S-STFCR16	TC □□16T3□□	M3.5×9	T-15
S32S-STFCL16	TC □□16T3□□	M3.5×9	T-15
S40T-STFCR16	TC □□16T3□□	M3.5×9	T-15
S40T-STFCL16	TC □□16T3□□	M3.5×9	T-15
S50U-STFCR16	TC □□16T3□□	M3.5×9	T-15
S50U-STFCL16	TC □□16T3□□	M3.5×9	T-15

注：测量使用检验刀片TCMT090204,TCMT110204,TCMT16T304
刀体和配件包括在供货范围之内

J

STUCR/L

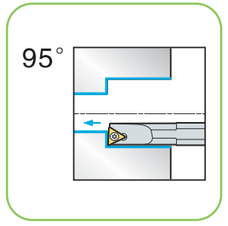

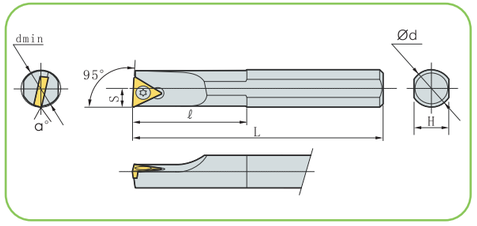

货　号	型　号	dmin	Φd	S	L	l	H	a°
940.0860.146	S08K-STUCR09	Φ9	8	5.5	125	20	7	15°
941.0860.146	S08K-STUCL09	Φ9	8	5.5	125	20	7	15°
940.0861.146	S08K-STUCR09-A16	Φ9	16	5.5	125	30	15	15°
941.0861.146	S08K-STUCL09-A16	Φ9	16	5.5	125	30	15	15°
940.0862.146	S10K-STUCR09	Φ11	10	6.5	125	22	9	13°
941.0862.146	S10K-STUCL09	Φ11	10	6.5	125	22	9	13°
940.0863.146	S10K-STUCR09-A16	Φ11	16	6.5	125	30	15	13°
941.0863.146	S10K-STUCL09-A16	Φ11	16	6.5	125	30	15	13°
940.0864.146	S10K-STUCR11	Φ11	10	6	125	24	9	12°
941.0864.146	S10K-STUCL11	Φ11	10	6	125	24	9	12°
940.0865.146	S10K-STUCR11-A16	Φ11	16	6	125	30	15	12°
941.0865.146	S10K-STUCL11-A16	Φ11	16	6	125	30	15	12°
940.0866.146	S12M-STUCR11	Φ13	12	7	150	27	11	10°
941.0866.146	S12M-STUCL11	Φ13	12	7	150	27	11	10°
940.0867.146	S12M-STUCR11-A16	Φ13	16	7	150	30	15	10°
941.0867.146	S12M-STUCL11-A16	Φ13	16	7	150	30	15	10°
940.0868.146	S16Q-STUCR11	Φ17	16	9	180	32	15	8°
941.0868.146	S16Q-STUCL11	Φ17	16	9	180	32	15	8°
940.0869.146	S20Q-STUCR11	Φ21	20	11	180	37	18	6°
941.0869.146	S20Q-STUCL11	Φ21	20	11	180	37	18	6°
940.0870.146	S25R-STUCR11	Φ26	25	14	200	42	23	6°
941.0870.146	S25R-STUCL11	Φ26	25	14	200	42	23	6°
940.0871.146	S20Q-STUCR16	Φ23	20	11.5	180	42	18	7°
941.0871.146	S20Q-STUCL16	Φ23	20	11.5	180	42	18	7°
940.0872.146	S25R-STUCR16	Φ26	25	14	200	45	23	6°
941.0872.146	S25R-STUCL16	Φ26	25	14	200	45	23	6°
940.0873.146	S32S-STUCR16	Φ33	32	17.5	250	47	30	4°
941.0873.146	S32S-STUCL16	Φ33	32	17.5	250	47	30	4°
940.0874.146	S40T-STUCR16	Φ42	40	22	300	55	38	4°
941.0874.146	S40T-STUCL16	Φ42	40	22	300	55	38	4°
940.0875.146	S50U-STUCR16	Φ51	50	26.5	350	65	48	4°
941.0875.146	S50U-STUCL16	Φ51	50	26.5	350	65	48	4°

J

型　号	刀　片	螺　钉	扳　手
S08K-STUCR09	TC □□0902□□	M2.2×5	T-6
S08K-STUCL09	TC □□0902□□	M2.2×5	T-6
S08K-STUCR09-A16	TC □□0902□□	M2.2×5	T-6
S08K-STUCL09-A16	TC □□0902□□	M2.2×5	T-6
S10K-STUCR09	TC □□0902□□	M2.2×5	T-6
S10K-STUCL09	TC □□0902□□	M2.2×5	T-6
S10K-STUCR09-A16	TC □□0902□□	M2.2×5	T-6
S10K-STUCL09-A16	TC □□0902□□	M2.2×5	T-6
S10K-STUCR11	TC □□1102□□	M2.5×6	T-8
S10K-STUCL11	TC □□1102□□	M2.5×6	T-8
S10K-STUCR11-A16	TC □□1102□□	M2.5×6	T-8
S10K-STUCL11-A16	TC □□1102□□	M2.5×6	T-8
S12M-STUCR11	TC □□1102□□	M2.5×6	T-8
S12M-STUCL11	TC □□1102□□	M2.5×6	T-8
S12M-STUCR11-A16	TC □□1102□□	M2.5×6	T-8
S12M-STUCL11-A16	TC □□1102□□	M2.5×6	T-8
S16Q-STUCR11	TC □□1102□□	M2.5×6	T-8
S16Q-STUCL11	TC □□1102□□	M2.5×6	T-8
S20Q-STUCR11	TC □□1102□□	M2.5×6	T-8
S20Q-STUCL11	TC □□1102□□	M2.5×6	T-8
S25R-STUCR11	TC □□1102□□	M2.5×6	T-8
S25R-STUCL11	TC □□1102□□	M2.5×6	T-8
S20Q-STUCR16	TC □□16T3□□	M3.5×9	T-15
S20Q-STUCL16	TC □□16T3□□	M3.5×9	T-15
S25R-STUCR16	TC □□16T3□□	M3.5×9	T-15
S25R-STUCL16	TC □□16T3□□	M3.5×9	T-15
S32S-STUCR16	TC □□16T3□□	M3.5×9	T-15
S32S-STUCL16	TC □□16T3□□	M3.5×9	T-15
S40T-STUCR16	TC □□16T3□□	M3.5×9	T-15
S40T-STUCL16	TC □□16T3□□	M3.5×9	T-15
S50U-STUCR16	TC □□16T3□□	M3.5×9	T-15
S50U-STUCL16	TC □□16T3□□	M3.5×9	T-15

注：测量使用检验刀片TCMT090204,TCMT110204,TCMT16T304
刀体和配件包括在供货范围之内

J

STWCR/L

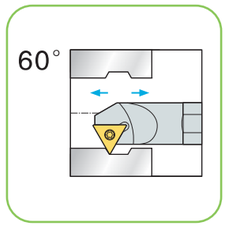

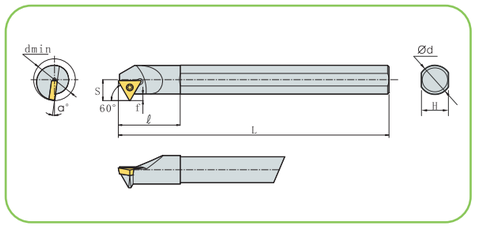

货　号	型　号	dmin	Φd	S	L	l	H	f	a°
940.0889.146	S08K-STWCR09	Φ11	8	6	125	25	7	1.7	12°
941.0889.146	S08K-STWCL09	Φ11	8	6	125	25	7	1.7	12°
940.0890.146	S10K-STWCR11	Φ13	10	8	125	23	9	2.7	10°
941.0890.146	S10K-STWCL11	Φ13	10	8	125	23	9	2.7	10°
940.0891.146	S12M-STWCR11	Φ15	12	9	150	30	11	2.7	8°
941.0891.146	S12M-STWCL11	Φ15	12	9	150	30	11	2.7	8°
940.0892.146	S16Q-STWCR11	Φ19	16	11	180	35	15	2.7	6°
941.0892.146	S16Q-STWCL11	Φ19	16	11	180	35	15	2.7	6°
940.0893.146	S20Q-STWCR11	Φ23	20	13	180	35	18	2.7	4°
941.0893.146	S20Q-STWCL11	Φ23	20	13	180	35	18	2.7	4°
940.0894.146	S25R-STWCR11	Φ29	25	17	200	40	23	4	2°
941.0894.146	S25R-STWCL11	Φ29	25	17	200	40	23	4	2°
940.0895.146	S32S-STWCR11	Φ39	32	22	250	45	30	5.5	0°
941.0895.146	S32S-STWCL11	Φ39	32	22	250	45	30	5.5	0°
940.0896.146	S20Q-STWCR16	Φ25	20	14.5	180	40	19	4	8°
941.0896.146	S20Q-STWCL16	Φ25	20	14.5	180	40	19	4	8°
940.0897.146	S25R-STWCR16	Φ29	25	17	200	35	24	4	6°
941.0897.146	S25R-STWCL16	Φ29	25	17	200	35	24	4	6°
940.0898.146	S32S-STWCR16	Φ39	32	20	250	40	30	4	4°
941.0898.146	S32S-STWCL16	Φ39	32	20	250	40	30	4	4°
940.0899.146	S40T-STWCR16	Φ50	40	24	300	50	38	4	2°
941.0899.146	S40T-STWCL16	Φ50	40	24	300	50	38	4	2°
940.0900.146	S50U-STWCR16	Φ60	50	31	350	60	48	5.5	0°
941.0900.146	S50U-STWCL16	Φ60	50	31	350	60	48	5.5	0°

J

型　号	刀　　片	螺　　钉	扳　　手
S08K-STWCR09	TC □□0902□□	M2.2×5	T-6
S08K-STWCL09	TC □□0902□□	M2.2×5	T-6
S10K-STWCR11	TC □□1102□□	M2.5×6	T-8
S10K-STWCL11	TC □□1102□□	M2.5×6	T-8
S12M-STWCR11	TC □□1102□□	M2.5×6	T-8
S12M-STWCL11	TC □□1102□□	M2.5×6	T-8
S16Q-STWCR11	TC □□1102□□	M2.5×6	T-8
S16Q-STWCL11	TC □□1102□□	M2.5×6	T-8
S20Q-STWCR11	TC □□1102□□	M2.5×8	T-8
S20Q-STWCL11	TC □□1102□□	M2.5×8	T-8
S25R-STWCR11	TC □□1102□□	M2.5×8	T-8
S25R-STWCL11	TC □□1102□□	M2.5×8	T-8
S32S-STWCR11	TC □□1102□□	M2.5×8	T-8
S32S-STWCL11	TC □□1102□□	M2.5×8	T-8
S20Q-STWCR16	TC □□16T3□□	M3.5×9	T-15
S20Q-STWCL16	TC □□16T3□□	M3.5×9	T-15
S25R-STWCR16	TC □□16T3□□	M3.5×9	T-15
S25R-STWCL16	TC □□16T3□□	M3.5×9	T-15
S32S-STWCR16	TC □□16T3□□	M3.5×9	T-15
S32S-STWCL16	TC □□16T3□□	M3.5×9	T-15
S40T-STWCR16	TC □□16T3□□	M3.5×9	T-15
S40T-STWCL16	TC □□16T3□□	M3.5×9	T-15
S50U-STWCR16	TC □□16T3□□	M3.5×9	T-15
S50U-STWCL16	TC □□16T3□□	M3.5×9	T-15

注：测量使用检验刀片TCMT090204,TCMT110204,TCMT16T304
刀体和配件包括在供货范围之内

J

SVJBR/L

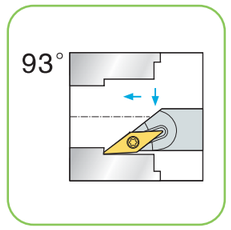

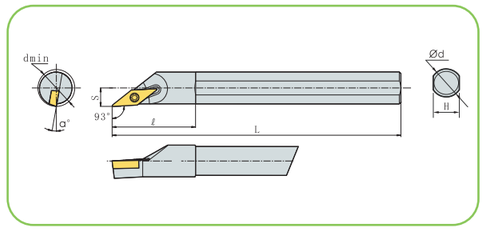

货　号	型　号	dmin	Φd	S	L	l	H	a°
940.0903.146	S10K-SVJBR11	Φ11	10	6	125	28	9	13°
941.0903.146	S10K-SVJBL11	Φ11	10	6	125	28	9	13°
940.0904.146	S12M-SVJBR11	Φ13	12	7	150	35	11	10°
941.0904.146	S12M-SVJBL11	Φ13	12	7	150	35	11	10°
940.0905.146	S16Q-SVJBR11	Φ17	16	9.5	180	40	15	10°
941.0905.146	S16Q-SVJBL11	Φ17	16	9.5	180	40	15	10°
940.0906.146	S20Q-SVJBR11	Φ21	20	11.5	180	45	18	8°
941.0906.146	S20Q-SVJBL11	Φ21	20	11.5	180	45	18	8°
940.0907.146	S16Q-SVJBR16	Φ19	16	9.5	180	48	15	11°
941.0907.146	S16Q-SVJBL16	Φ19	16	9.5	180	48	15	11°
940.0908.146	S20Q-SVJBR16	Φ21	20	11.5	180	52	18	11°
941.0908.146	S20Q-SVJBL16	Φ21	20	11.5	180	52	18	11°
940.0909.146	S25R-SVJBR16	Φ26	25	14	200	54	23	7°
941.0909.146	S25R-SVJBL16	Φ26	25	14	200	54	23	7°

型　号	刀　　片	螺　　钉	扳　　手
S10K-SVJBR11	VB □□1103□□	M2.5×6	T-8
S10K-SVJBL11	VB □□1103□□	M2.5×6	T-8
S12M-SVJBR11	VB □□1103□□	M2.5×6	T-8
S12M-SVJBL11	VB □□1103□□	M2.5×6	T-8
S16Q-SVJBR11	VB □□1103□□	M2.5×6	T-8
S16Q-SVJBL11	VB □□1103□□	M2.5×6	T-8
S20Q-SVJBR11	VB □□1103□□	M2.5×8	T-8
S20Q-SVJBL11	VB □□1103□□	M2.5×8	T-8
S16Q-SVJBR16	VB □□1604□□	M3.5×9	T-15
S16Q-SVJBL16	VB □□1604□□	M3.5×9	T-15
S20Q-SVJBR16	VB □□1604□□	M3.5×9	T-15
S20Q-SVJBL16	VB □□1604□□	M3.5×9	T-15
S25R-SVJBR16	VB □□1604□□	M3.5×9	T-15
S25R-SVJBL16	VB □□1604□□	M3.5×9	T-15

注：测量使用检验刀片VBMT110304，VBMT160404
刀体和配件包括在供货范围之内

J

SVJCR/L

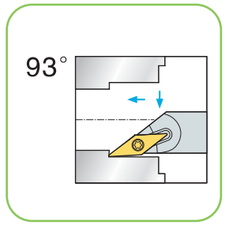

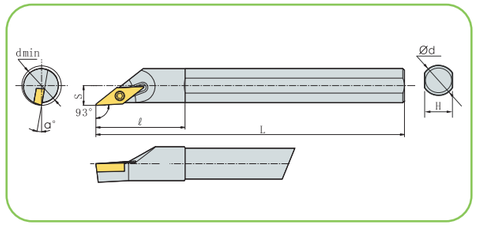

货　号	型　号	dmin	Φd	S	L	l	H	a°
940.0912.146	S10K-SVJCR11	Φ11	10	6	125	28	9	13°
941.0912.146	S10K-SVJCL11	Φ11	10	6	125	28	9	13°
940.0913.146	S12M-SVJCR11	Φ13	12	7	150	35	11	10°
941.0913.146	S12M-SVJCL11	Φ13	12	7	150	35	11	10°
940.0914.146	S16Q-SVJCR11	Φ17	16	9.5	180	40	15	10°
941.0914.146	S16Q-SVJCL11	Φ17	16	9.5	180	40	15	10°
940.0915.146	S20Q-SVJCR11	Φ21	20	11.5	180	45	18	8°
941.0915.146	S20Q-SVJCL11	Φ21	20	11.5	180	45	18	8°
940.0916.146	S16Q-SVJCR16	Φ19	16	9.5	180	48	15	11°
941.0916.146	S16Q-SVJCL16	Φ19	16	9.5	180	48	15	11°
940.0917.146	S20Q-SVJCR16	Φ21	20	11.5	180	52	18	11°
941.0917.146	S20Q-SVJCL16	Φ21	20	11.5	180	52	18	11°
940.0918.146	S25R-SVJCR16	Φ26	25	14	200	54	23	7°
941.0918.146	S25R-SVJCL16	Φ26	25	14	200	54	23	7°

型　号	刀　片	螺　钉	扳　手
S10K-SVJCR11	VC □□1103□□	M2.5×6	T-8
S10K-SVJCL11	VC □□1103□□	M2.5×6	T-8
S12M-SVJCR11	VC □□1103□□	M2.5×6	T-8
S12M-SVJCL11	VC □□1103□□	M2.5×6	T-8
S16Q-SVJCR11	VC □□1103□□	M2.5×6	T-8
S16Q-SVJCL11	VC □□1103□□	M2.5×6	T-8
S20Q-SVJCR11	VC □□1103□□	M2.5×8	T-8
S20Q-SVJCL11	VC □□1103□□	M2.5×8	T-8
S16Q-SVJCR16	VC □□1604□□	M3.5×9	T-15
S16Q-SVJCL16	VC □□1604□□	M3.5×9	T-15
S20Q-SVJCR16	VC □□1604□□	M3.5×9	T-15
S20Q-SVJCL16	VC □□1604□□	M3.5×9	T-15
S25R-SVJCR16	VC □□1604□□	M3.5×9	T-15
S25R-SVJCL16	VC □□1604□□	M3.5×9	T-15

注：测量使用检验刀片VCMT110304，VCMT160404
刀体和配件包括在供货范围之内

SVQBR/L

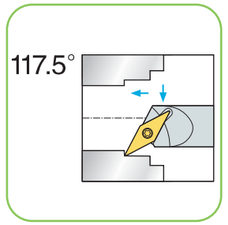

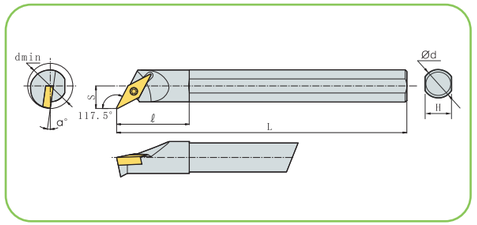

货　号	型　号	dmin	Φd	S	L	l	H	a°
940.0921.146	S12M-SVQBR11	Φ16	12	10	150	30	11	10°
941.0921.146	S12M-SVQBL11	Φ16	12	10	150	30	11	10°
940.0922.146	S16Q-SVQBR11	Φ19	16	11.5	180	34	15	10°
941.0922.146	S16Q-SVQBL11	Φ19	16	11.5	180	34	15	10°
940.0923.146	S20Q-SVQBR11	Φ24	20	14	180	45	18	8°
941.0923.146	S20Q-SVQBL11	Φ24	20	14	180	45	18	8°
940.0924.146	S20Q-SVQBR16	Φ24	20	14	180	50	18	8°
941.0924.146	S20Q-SVQBL16	Φ24	20	14	180	50	18	8°
940.0925.146	S25R-SVQBR16	Φ29	25	17	200	50	23	6°
941.0925.146	S25R-SVQBL16	Φ29	25	17	200	50	23	6°
940.0926.146	S32S-SVQBR16	Φ38	32	22.5	250	55	30	8°
941.0926.146	S32S-SVQBL16	Φ38	32	22.5	250	55	30	8°
940.0927.146	S40T-SVQBR16	Φ47	40	27	300	55	38	6°
941.0927.146	S40T-SVQBL16	Φ47	40	27	300	55	38	6°
940.0928.146	S50U-SVQBR16	Φ57	50	32	350	65	48	4°
941.0928.146	S50U-SVQBL16	Φ57	50	32	350	65	48	4°

型　号	刀　片	螺　钉	扳　手
S12M-SVQBR11	VB □□1103□□	M2.5×6	T-8
S12M-SVQBL11	VB □□1103□□	M2.5×6	T-8
S16Q-SVQBR11	VB □□1103□□	M2.5×8	T-8
S16Q-SVQBL11	VB □□1103□□	M2.5×8	T-8
S20Q-SVQBR11	VB □□1103□□	M2.5×8	T-8
S20Q-SVQBL11	VB □□1103□□	M2.5×8	T-8
S20Q-SVQBR16	VB □□1604□□	M3.5×9	T-15
S20Q-SVQBL16	VB □□1604□□	M3.5×9	T-15
S25R-SVQBR16	VB □□1604□□	M3.5×9	T-15
S25R-SVQBL16	VB □□1604□□	M3.5×9	T-15
S32S-SVQBR16	VB □□1604□□	M3.5×9	T-15
S32S-SVQBL16	VB □□1604□□	M3.5×9	T-15
S40T-SVQBR16	VB □□1604□□	M3.5×9	T-15
S40T-SVQBL16	VB □□1604□□	M3.5×9	T-15
S50U-SVQBR16	VB □□1604□□	M3.5×9	T-15
S50U-SVQBL16	VB □□1604□□	M3.5×9	T-15

注：测量使用检验刀片VBMT110304，VBMT160404
刀体和配件包括在供货范围之内

SVQCR/L

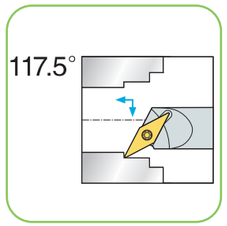

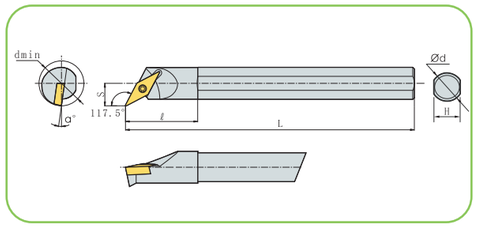

货　号	型　号	dmin	Φd	S	L	l	H	a°
940.0931.146	S12M-SVQCR11	Φ16	12	10	150	30	11	10°
941.0931.146	S12M-SVQCL11	Φ16	12	10	150	30	11	10°
940.0932.146	S16Q-SVQCR11	Φ22	19	11.5	180	35	15	10°
941.0932.146	S16Q-SVQCL11	Φ22	19	11.5	180	35	15	10°
940.0933.146	S20Q-SVQCR11	Φ27	24	14	180	34	18	8°
941.0933.146	S20Q-SVQCL11	Φ27	24	14	180	34	18	8°
940.0934.146	S20Q-SVQCR16	Φ27	24	14	180	45	18	8°
941.0934.146	S20Q-SVQCL16	Φ27	24	14	180	45	18	8°
940.0935.146	S25R-SVQCR16	Φ32	29	17	200	50	23	6°
941.0935.146	S25R-SVQCL16	Φ32	29	17	200	50	23	6°
940.0936.146	S32S-SVQCR16	Φ41	38	22.5	250	55	30	8°
941.0936.146	S32S-SVQCL16	Φ41	38	22.5	250	55	30	8°
940.0937.146	S40T-SVQCR16	Φ50	47	27	300	55	38	6°
941.0937.146	S40T-SVQCL16	Φ50	47	27	300	55	38	6°
940.0938.146	S50U-SVQCR16	Φ61	60	32	350	65	48	4°
941.0938.146	S50U-SVQCL16	Φ61	60	32	350	65	48	4°

型　号	刀　片	螺　钉	扳　手
S12M-SVQCR11	VC □□1103□□	M2.5×6	T-8
S12M-SVQCL11	VC □□1103□□	M2.5×6	T-8
S16Q-SVQCR11	VC □□1103□□	M2.5×8	T-8
S16Q-SVQCL11	VC □□1103□□	M2.5×8	T-8
S20Q-SVQCR11	VC □□1103□□	M2.5×8	T-8
S20Q-SVQCL11	VC □□1103□□	M2.5×8	T-8
S20Q-SVQCR16	VC □□1604□□	M3.5×9	T-15
S20Q-SVQCL16	VC □□1604□□	M3.5×9	T-15
S25R-SVQCR16	VC □□1604□□	M3.5×9	T-15
S25R-SVQCL16	VC □□1604□□	M3.5×9	T-15
S32S-SVQCR16	VC □□1604□□	M3.5×9	T-15
S32S-SVQCL16	VC □□1604□□	M3.5×9	T-15
S40T-SVQCR16	VC □□1604□□	M3.5×9	T-15
S40T-SVQCL16	VC □□1604□□	M3.5×9	T-15
S50U-SVQCR16	VC □□1604□□	M3.5×9	T-15
S50U-SVQCL16	VC □□1604□□	M3.5×9	T-15

注：测量使用检验刀片VCMT110304，VCMT160404
刀体和配件包括在供货范围之内

SVXBR/L

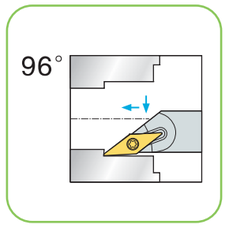

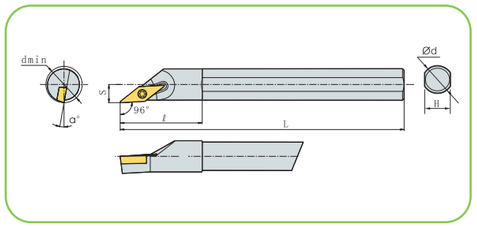

货　号	型　号	dmin	Φd	S	L	l	H	a°
940.0941.146	S16Q-SVXBR11	Φ19	16	11	180	40	15	10°
941.0941.146	S16Q-SVXBL11	Φ19	16	11	180	40	15	10°
940.0942.146	S20Q-SVXBR11	Φ23	20	13	180	45	18	8°
941.0942.146	S20Q-SVXBL11	Φ23	20	13	180	45	18	8°
940.0943.146	S20Q-SVXBR16	Φ23	20	13	180	45	18	8°
941.0943.146	S20Q-SVXBL16	Φ23	20	13	180	45	18	8°
940.0944.146	S25R-SVXBR16	Φ30	25	17	200	50	23	6°
941.0944.146	S25R-SVXBL16	Φ30	25	17	200	50	23	6°
940.0945.146	S32S-SVXBR16	Φ38	32	19.5	250	60	30	8°
941.0945.146	S32S-SVXBL16	Φ38	32	19.5	250	60	30	8°
940.0946.146	S40T-SVXBR16	Φ47	40	23.5	300	65	38	6°
941.0946.146	S40T-SVXBL16	Φ47	40	23.5	300	65	38	6°
940.0947.146	S50U-SVXBR16	Φ60	50	31	350	70	38	4°
941.0947.146	S50U-SVXBL16	Φ60	50	31	350	70	38	4°

型　号	刀　片	螺　钉	扳　手
S16Q-SVXBR11	VB □□1103□□	M2.5×8	T-8
S16Q-SVXBL11	VB □□1103□□	M2.5×8	T-8
S20Q-SVXBR11	VB □□1103□□	M2.5×8	T-8
S20Q-SVXBL11	VB □□1103□□	M2.5×8	T-8
S20Q-SVXBR16	VB □□1604□□	M3.5×9	T-15
S20Q-SVXBL16	VB □□1604□□	M3.5×9	T-15
S25R-SVXBR16	VB □□1604□□	M3.5×9	T-15
S25R-SVXBL16	VB □□1604□□	M3.5×9	T-15
S32S-SVXBR16	VB □□1604□□	M3.5×9	T-15
S32S-SVXBL16	VB □□1604□□	M3.5×9	T-15
S40T-SVXBR16	VB □□1604□□	M3.5×9	T-15
S40T-SVXBL16	VB □□1604□□	M3.5×9	T-15
S50U-SVXBR16	VB □□1604□□	M3.5×9	T-15
S50U-SVXBL16	VB □□1604□□	M3.5×9	T-15

注：测量使用检验刀片VBMT110304，VBMT160404
刀体和配件包括在供货范围之内

SVXCR/L

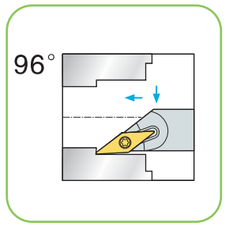

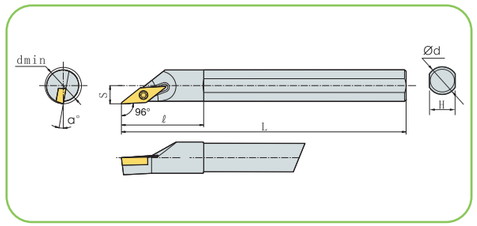

货　号	型　号	dmin	Φd	S	L	l	H	a°
940.0950.146	S16Q-SVXCR11	Φ19	16	11	180	40	15	10°
941.0950.146	S16Q-SVXCL11	Φ19	16	11	180	40	15	10°
940.0951.146	S20Q-SVXCR11	Φ23	20	13	180	45	18	8°
941.0951.146	S20Q-SVXCL11	Φ23	20	13	180	45	18	8°
940.0952.146	S20Q-SVXCR16	Φ23	20	13	180	50	18	8°
941.0952.146	S20Q-SVXCL16	Φ23	20	13	180	50	18	8°
940.0953.146	S25R-SVXCR16	Φ30	25	17	200	50	23	6°
941.0953.146	S25R-SVXCL16	Φ30	25	17	200	50	23	6°
940.0954.146	S32S-SVXCR16	Φ38	32	19.5	250	60	30	8°
941.0954.146	S32S-SVXCL16	Φ38	32	19.5	250	60	30	8°
940.0955.146	S40T-SVXCR16	Φ47	40	23.5	300	65	38	6°
941.0955.146	S40T-SVXCL16	Φ47	40	23.5	300	65	38	6°
940.0956.146	S50U-SVXCR16	Φ60	50	31	350	70	38	4°
941.0956.146	S50U-SVXCL16	Φ60	50	31	350	70	38	4°

型　号	刀　片	螺　钉	扳　手
S16Q-SVXCR11	VC □□1103□□	M2.5×8	T-8
S16Q-SVXCL11	VC □□1103□□	M2.5×8	T-8
S20Q-SVXCR11	VC □□1103□□	M2.5×8	T-8
S20Q-SVXCL11	VC □□1103□□	M2.5×8	T-8
S20Q-SVXCR16	VC □□1604□□	M3.5×9	T-15
S20Q-SVXCL16	VC □□1604□□	M3.5×9	T-15
S25R-SVXCR16	VC □□1604□□	M3.5×9	T-15
S25R-SVXCL16	VC □□1604□□	M3.5×9	T-15
S32S-SVXCR16	VC □□1604□□	M3.5×9	T-15
S32S-SVXCL16	VC □□1604□□	M3.5×9	T-15
S40T-SVXCR16	VC □□1604□□	M3.5×9	T-15
S40T-SVXCL16	VC □□1604□□	M3.5×9	T-15
S50U-SVXCR16	VC □□1604□□	M3.5×9	T-15
S50U-SVXCL16	VC □□1604□□	M3.5×9	T-15

注：测量使用检验刀片VCMT110304，VCMT160404
刀体和配件包括在供货范围之内

SVUBR/L

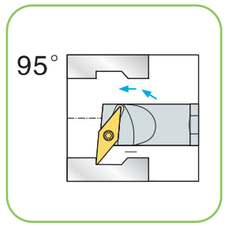

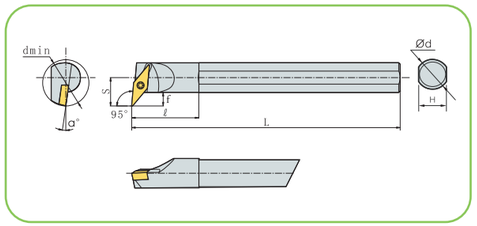

货　号	型　号	dmin	Φd	S	L	l	H	f	a°
940.0959.146	S16Q-SVUBR11	Φ20	16	11.5	180	30	15	3.2	10°
941.0959.146	S16Q-SVUBL11	Φ20	16	11.5	180	30	15	3.2	10°
940.0960.146	S20Q-SVUBR11	Φ24	20	14	180	30	18	3.7	8°
941.0960.146	S20Q-SVUBL11	Φ24	20	14	180	30	18	3.7	8°
940.0961.146	S20Q-SVUBR16	Φ29	20	19	180	45	18	8.5	8°
941.0961.146	S20Q-SVUBL16	Φ29	20	19	180	45	18	8.5	8°
940.0962.146	S25R-SVUBR16	Φ32	25	20	200	50	23	7	6°
941.0962.146	S25R-SVUBL16	Φ32	25	20	200	50	23	7	6°
940.0963.146	S32S-SVUBR16	Φ38	32	22.5	250	50	30	5.5	6°
941.0963.146	S32S-SVUBL16	Φ38	32	22.5	250	50	30	5.5	6°
940.0964.146	S40T-SVUBR16	Φ47	40	27	300	55	38	6.5	4°
941.0964.146	S40T-SVUBL16	Φ47	40	27	300	55	38	6.5	4°

型　号	刀　片	螺　钉	扳　手
S16Q-SVUBR11	VB □□1103□□	M2.5×8	T-8
S16Q-SVUBL11	VB □□1103□□	M2.5×8	T-8
S20Q-SVUBR11	VB □□1103□□	M2.5×8	T-8
S20Q-SVUBL11	VB □□1103□□	M2.5×8	T-8
S20Q-SVUBR16	VB □□1604□□	M3.5×9	T-15
S20Q-SVUBL16	VB □□1604□□	M3.5×9	T-15
S25R-SVUBR16	VB □□1604□□	M3.5×9	T-15
S25R-SVUBL16	VB □□1604□□	M3.5×9	T-15
S32R-SVUBR16	VB □□1604□□	M3.5×9	T-15
S32R-SVUBL16	VB □□1604□□	M3.5×9	T-15
S40T-SVUBR16	VB □□1604□□	M3.5×9	T-15
S40T-SVUBL16	VB □□1604□□	M3.5×9	T-15

注：测量使用检验刀片VBMT110304，VBMT160404
刀体和配件包括在供货范围之内

SVUCR/L

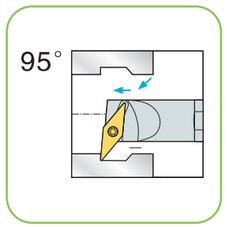

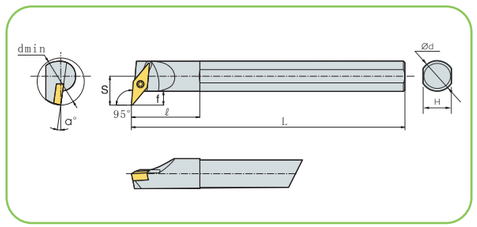

货　号	型　号	dmin	Φd	S	L	l	H	f	a°
940.0967.146	S16Q-SVUCR11	Φ20	16	11.5	180	30	15	3.2	10°
941.0967.146	S16Q-SVUCL11	Φ20	16	11.5	180	30	15	3.2	10°
940.0968.146	S20Q-SVUCR11	Φ24	20	14	180	30	18	3.7	8°
941.0968.146	S20Q-SVUCL11	Φ24	20	14	180	30	18	3.7	8°
940.0969.146	S20Q-SVUCR16	Φ29	20	19	180	45	18	8.5	8°
941.0969.146	S20Q-SVUCL16	Φ29	20	19	180	45	18	8.5	8°
940.0970.146	S25R-SVUCR16	Φ32	25	20	200	50	23	7	6°
941.0970.146	S25R-SVUCL16	Φ32	25	20	200	50	23	7	6°
940.0971.146	S32S-SVUCR16	Φ38	32	22.5	250	50	30	5.5	6°
941.0971.146	S32S-SVUCL16	Φ38	32	22.5	250	50	30	5.5	6°
940.0972.146	S40T-SVUCR16	Φ47	40	27	300	55	38	6.5	4°
941.0972.146	S40T-SVUCL16	Φ47	40	27	300	55	38	6.5	4°

型　号	刀　片	螺　钉	扳　手
S16Q-SVUCR11	VC □□1103□□	M2.5×8	T-8
S16Q-SVUCL11	VC □□1103□□	M2.5×8	T-8
S20Q-SVUCR11	VC □□1103□□	M2.5×8	T-8
S20Q-SVUCL11	VC □□1103□□	M2.5×8	T-8
S20Q-SVUCR16	VC □□1604□□	M3.5×9	T-15
S20Q-SVUCL16	VC □□1604□□	M3.5×9	T-15
S25R-SVUCR16	VC □□1604□□	M3.5×9	T-15
S25R-SVUCL16	VC □□1604□□	M3.5×9	T-15
S32R-SVUCR16	VC □□1604□□	M3.5×9	T-15
S32R-SVUCL16	VC □□1604□□	M3.5×9	T-15
S40T-SVUCR16	VC □□1604□□	M3.5×9	T-15
S40T-SVUCL16	VC □□1604□□	M3.5×9	T-15

注：测量使用检验刀片VCMT110304，VCMT160404
刀体和配件包括在供货范围之内

SVWBR/L

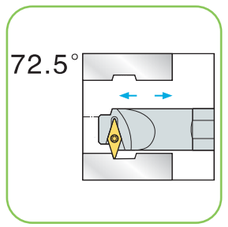

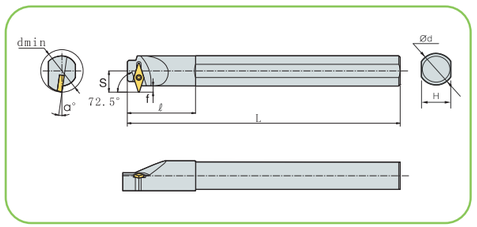

货　号	型　号	dmin	Φd	S	L	l	H	f	a°
940.0975.146	S20Q-SVWBR11	Φ24	20	14	180	35	18	3.7	8°
941.0975.146	S20Q-SVWBL11	Φ24	20	14	180	35	18	3.7	8°
940.0976.146	S25R-SVWBR16	Φ35	25	23	200	40	23	10	5°
941.0976.146	S25R-SVWBL16	Φ35	25	23	200	40	23	10	5°
940.0977.146	S32S-SVWBR16	Φ42	32	26	250	45	30	9.5	5°
941.0977.146	S32S-SVWBL16	Φ42	32	26	250	45	30	9.5	5°

型　号	刀　片	螺　钉	扳　手
S20Q-SVWBR11	VB □□1103□□	M2.5×8	T-8
S20Q-SVWBL11	VB □□1103□□	M2.5×8	T-8
S25R-SVWBR16	VB □□1604□□	M3.5×9	T-15
S25R-SVWBL16	VB □□1604□□	M3.5×9	T-15
S32S-SVWBR16	VB □□1604□□	M3.5×9	T-15
S32S-SVWBL16	VB □□1604□□	M3.5×9	T-15

注：测量使用检验刀片VBMT110304，VBMT160404
刀体和配件包括在供货范围之内

SVWCR/L

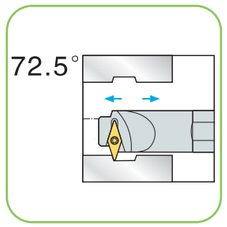

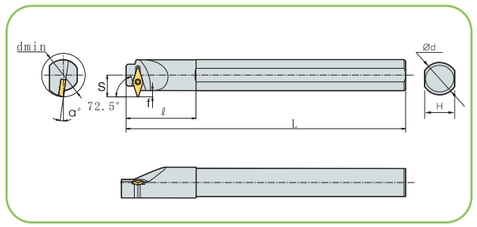

货　号	型　号	dmin	Φd	S	L	l	H	f	a°
940.0980.146	S20Q-SVWCR11	Φ24	20	14	180	35	18	3.7	8°
941.0980.146	S20Q-SVWCL11	Φ24	20	14	180	35	18	3.7	8°
940.0981.146	S25R-SVWCR16	Φ35	25	23	200	40	23	10	5°
941.0981.146	S25R-SVWCL16	Φ35	25	23	200	40	23	10	5°
940.0982.146	S32S-SVWCR16	Φ42	32	26	250	45	30	9.5	5°
941.0982.146	S32S-SVWCL16	Φ42	32	26	250	45	30	9.5	5°

型　号	刀　片	螺　钉	扳　手
S20Q-SVWCR11	VC □□1103□□	M2.5×8	T-8
S20Q-SVWCL11	VC □□1103□□	M2.5×8	T-8
S25R-SVWCR16	VC □□1604□□	M3.5×9	T-15
S25R-SVWCL16	VC □□1604□□	M3.5×9	T-15
S32S-SVWCR16	VC □□1604□□	M3.5×9	T-15
S32S-SVWCL16	VC □□1604□□	M3.5×9	T-15

注：测量使用检验刀片VCMT110304，VCMT160404
刀体和配件包括在供货范围之内

SVZBR/L

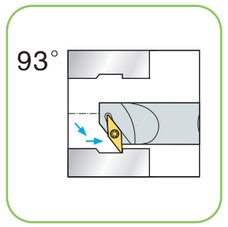

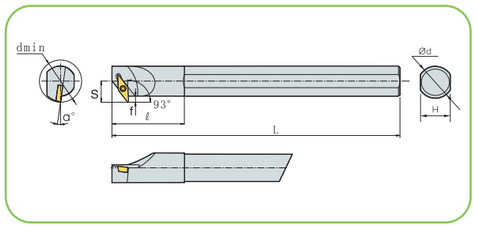

货　号	型　号	dmin	Φd	S	L	l	H	f	a°
940.0985.146	S16Q-SVZBR11	Φ19	16	11.5	180	30	15	3.2	10°
941.0985.146	S16Q-SVZBL11	Φ19	16	11.5	180	30	15	3.2	10°
940.0986.146	S20Q-SVZBR11	Φ24	20	14	180	35	18	3.7	8°
941.0986.146	S20Q-SVZBL11	Φ24	20	14	180	35	18	3.7	8°
940.0987.146	S25R-SVZBR16	Φ33	25	19.5	200	50	23	6.5	6°
941.0987.146	S25R-SVZBL16	Φ33	25	19.5	200	50	23	6.5	6°
940.0988.146	S32S-SVZBR16	Φ39	32	23.5	250	50	30	7	8°
941.0988.146	S32S-SVZBL16	Φ39	32	23.5	250	50	30	7	8°
940.0989.146	S40T-SVZBR16	Φ47	40	27	300	60	38	6.5	6°
941.0989.146	S40T-SVZBL16	Φ47	40	27	300	60	38	6.5	6°

型　号	刀　片	螺　钉	扳　手
S16Q-SVZBR11	VB □□1103□□	M2.5×8	T-8
S16Q-SVZBL11	VB □□1103□□	M2.5×8	T-8
S20Q-SVZBR11	VB □□1103□□	M2.5×8	T-8
S20Q-SVZBL11	VB □□1103□□	M2.5×8	T-8
S25R-SVZBR16	VB □□1604□□	M3.5×9	T-15
S25R-SVZBL16	VB □□1604□□	M3.5×9	T-15
S32S-SVZBR16	VB □□1604□□	M3.5×9	T-15
S32S-SVZBL16	VB □□1604□□	M3.5×9	T-15
S40T-SVZBR16	VB □□1604□□	M3.5×9	T-15
S40T-SVZBL16	VB □□1604□□	M3.5×9	T-15

注：测量使用检验刀片VBMT110304，VBMT160404
刀体和配件包括在供货范围之内

SWLCR/L

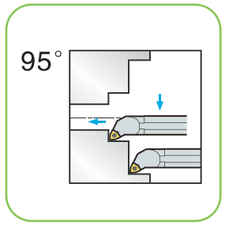

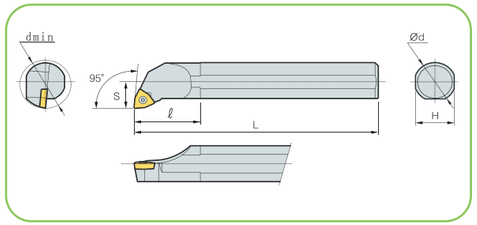

货　号	型　号	dmin	Φd	S	L	l	H	a°
940.0999.146	S12M-SWLCR06	Φ14	12	8.5	150	37	11	13°
941.0999.146	S12M-SWLCL06	Φ14	12	8.5	150	37	11	13°
940.1000.146	S16Q-SWLCR06	Φ19	16	11	180	40	15	10°
941.1000.146	S16Q-SWLCL06	Φ19	16	11	180	40	15	10°
940.1001.146	S20Q-SWLCR06	Φ23	20	13	180	40	18	8°
941.1001.146	S20Q-SWLCL06	Φ23	20	13	180	40	18	8°
940.1002.146	S25R-SWLCR06	Φ31	25	17	200	40	23	6°
941.1002.146	S25R-SWLCL06	Φ31	25	17	200	40	23	6°

型　号	刀　片	螺　钉	扳　手
S12M-SWLCR06	WC□□06T3□□	M3.5×9	T-15
S12M-SWLCL06	WC□□06T3□□	M3.5×9	T-15
S16Q-SWLCR06	WC□□06T3□□	M3.5×9	T-15
S16Q-SWLCL06	WC□□06T3□□	M3.5×9	T-15
S20Q-SWLCR06	WC□□06T3□□	M3.5×9	T-15
S20Q-SWLCL06	WC□□06T3□□	M3.5×9	T-15
S25R-SWLCR06	WC□□06T3□□	M3.5×9	T-15
S25R-SWLCL06	WC□□06T3□□	M3.5×9	T-15

注：测量使用检验刀片WCMX06T304
刀体和配件包括在供货范围之内

SER/L

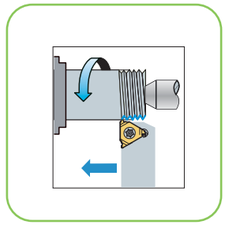

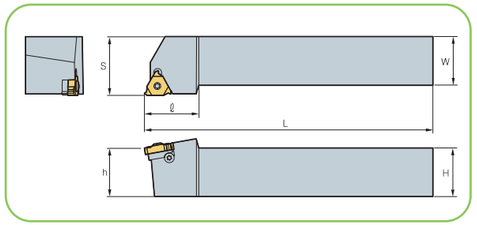

货　号	型　号	H	W	L	S	h	t
940.1260.146	SER1212F11	12	12	80	16	12	20.5
941.1260.146	SEL1212F11	12	12	80	16	12	20.5
940.1261.146	SER1212F16	12	12	80	16	12	22
941.1261.146	SEL1212F16	12	12	80	16	12	22
940.1262.146	SER1616H16	16	16	100	20	16	20.5
941.1262.146	SEL1616H16	16	16	100	20	16	20.5
940.1263.146	SER2020K16	20	20	125	25	20	30
941.1263.146	SEL2020K16	20	20	125	25	20	30
940.1264.146	SER2525M16	25	25	150	32	25	30
941.1264.146	SEL2525M16	25	25	150	32	25	30
940.1265.146	SER3232P16	32	32	170	40	32	30
941.1265.146	SEL3232P16	32	32	170	40	32	30
940.1266.146	SER2525M22	25	25	150	32	25	36
941.1266.146	SEL2525M22	25	25	150	32	25	36
940.1267.146	SER3232P22	32	32	170	40	32	36
941.1267.146	SEL3232P22	32	32	170	40	32	36
940.1268.146	SER4040R22	40	40	200	50	40	36
941.1268.146	SEL4040R22	40	40	200	50	40	36
940.1269.146	SER3232P27	32	32	170	40	32	40
941.1269.146	SEL3232P27	32	32	170	40	32	40
940.1270.146	SER4040R27	40	40	200	50	40	40
941.1270.146	SEL4040R27	40	40	200	50	40	40

型　号	刀　片	刀　垫	螺　钉	销　钉	扳　手
SER1212F11	11ER□□□□	X	M2.5×8	X	T-8
SEL1212F11	11EL □□□□	X	M2.5×8	X	T-8
SER1212F16	16ER□□□□	STM16	M3.5×12	M3X6N	T-15
SEL1212F16	16EL □□□□	STM16	M3.5×12	M3X6N	T-15
SER1616H16	16ER□□□□	STM16	M3.5×12	M3X6N	T-15
SEL1616H16	16EL □□□□	STM16	M3.5×12	M3X6N	T-15
SER2020K16	16ER□□□□	STM16	M3.5×12	M3X6N	T-15
SEL2020K16	16EL □□□□	STM16	M3.5×12	M3X6N	T-15
SER2525M16	16ER□□□□	STM16	M3.5×12	M3X6N	T-15
SEL2525M16	16EL □□□□	STM16	M3.5×12	M3X6N	T-15
SER3232P16	16ER□□□□	STM16	M3.5×12	M3X6N	T-15
SEL3232P16	16EL □□□□	STM16	M3.5×12	M3X6N	T-15
SER2525M22	22ER□□□□	STM22R	M4×16	M4X6N	T-20
SEL2525M22	22EL □□□□	STM22L	M4×16	M4X6N	T-20
SER3232P22	22ER□□□□	STM22R	M4×16	M4X6N	T-20
SEL3232P22	22EL □□□□	STM22L	M4×16	M4X6N	T-20
SER4040R22	22ER□□□□	STM22R	M4×16	M4X6N	T-20
SEL4040R22	22EL □□□□	STM22L	M4×16	M4X6N	T-20
SER3232P27	27ER□□□□	STM27	M5×20	M4X6N	T-20
SEL3232P27	27EL □□□□	STM27	M5×20	M4X6N	T-20
SER4040R27	27ER□□□□	STM27	M5×20	M4X6N	T-20
SEL4040R27	27EL □□□□	STM27	M5×20	M4X6N	T-20

注：刀体和配件包括在供货范围之内
刀杆螺旋升角1.5°

J

SNR/L

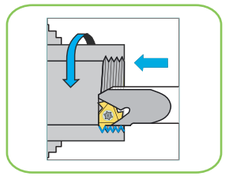

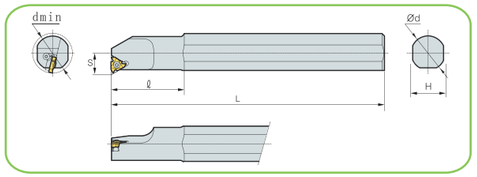

货　号	型　号	dmin	Φd	H	L	S	l
940.1300.146	SNR0010K08	9.9	8	7	125	4.95	20
941.1300.146	SNL0010K08	9.9	8	7	125	4.95	20
940.1301.146	SNR0010K11	13	10	9	125	6.5	25
941.1301.146	SNL0010K11	13	10	9	125	6.5	25
940.1302.146	SNR0010K11-A16	13	16	15	125	6.5	30
941.1302.146	SNL0010K11-A16	13	16	15	125	6.5	30
940.1303.146	SNR0012K11	15	12	11	125	7.4	28
941.1303.146	SNL0012K11	15	12	11	125	7.4	28
940.1304.146	SNR0012K11-A16	15	16	15	125	7.4	36
941.1304.146	SNL0012K11-A16	15	16	15	125	7.4	36
940.1305.146	SNR0013M16	17	16	15	150	9.4	32
941.1305.146	SNL0013M16	17	16	15	150	9.4	32
940.1306.146	SNR0016Q16	20	16	15	180	10.8	40
941.1306.146	SNL0016Q16	20	16	15	180	10.8	40
940.1307.146	SNR0020Q16	24	20	18	180	13.1	40
941.1307.146	SNL0020Q16	24	20	18	180	13.1	40
940.1308.146	SNR0025R16	29	25	23	200	15.6	45
941.1308.146	SNL0025R16	29	25	23	200	15.6	45
940.1309.146	SNR0032S16	36	32	30	250	19.1	50
941.1309.146	SNL0032S16	36	32	30	250	19.1	50
940.1310.146	SNR0040T16	44	40	38	300	23.1	55
941.1310.146	SNL0040T16	44	40	38	300	23.1	55
940.1311.146	SNR0050U16	56	50	48	350	28.1	60
941.1311.146	SNL0050U16	56	50	48	350	28.1	60
940.1312.146	SNR0020Q22	27	20	18	180	13.2	40
941.1312.146	SNL0020Q22	27	20	18	180	13.2	40
940.1313.146	SNR0025R22	32	25	23	200	16.4	45
941.1313.146	SNL0025R22	32	25	23	200	16.4	45
940.1314.146	SNR0032S22	39	32	30	250	19.9	50
941.1314.146	SNL0032S22	39	32	30	250	19.9	50
940.1315.146	SNR0040T22	47	40	38	300	23.9	55
941.1315.146	SNL0040T22	47	40	38	300	23.9	55
940.1316.146	SNR0050U22	57	50	48	350	28.9	70
941.1316.146	SNL0050U22	57	50	48	350	28.9	70
940.1317.146	SNR0032S27	40	32	30	250	20.4	60
941.1317.146	SNL0032S27	40	32	30	250	20.4	60
940.1318.146	SNR0040T27	48	50	36	300	24.4	60
941.1318.146	SNL0040T27	48	50	36	300	24.4	60
940.1319.146	SNR0050U27	58	60	45	350	29.4	75
941.1319.146	SNL0050U27	58	60	45	350	29.4	75

J

型　号	刀　片	刀　垫	螺　钉	销　钉	扳　手
SNR0010K08	08NR□□□□	X	M2.2×5	X	T-6
SNL0010K08	08NL □□□□	X	M2.2×5	X	T-6
SNR0010K11	11NR□□□□	X	M2.5×8	X	T-8
SNL0010K11	11NL □□□□	X	M2.5×8	X	T-8
SNR0010K11-A16	11NR□□□□	X	M2.5×8	X	T-8
SNL0010K11-A16	11NL □□□□	X	M2.5×8	X	T-8
SNR0012K11	11NR□□□□	X	M2.5×8	X	T-8
SNL0012K11	11NL □□□□	X	M2.5×8	X	T-8
SNR0012K11-A16	11NR□□□□	X	M2.5×8	X	T-8
SNL0012K11-A16	11NL □□□□	X	M2.5×8	X	T-8
SNR0013M16	16NR□□□□	X	M3.5×9	X	T-15
SNL0013M16	16NL □□□□	X	M3.5×9	X	T-15
SNR0016Q16	16NR□□□□	X	M3.5×9	X	T-15
SNL0016Q16	16NL □□□□	X	M3.5×9	X	T-15
SNR0020Q16	16NR□□□□	STM16	M3.5×12	M3X6N	T-15
SNL0020Q16	16NL □□□□	STM16	M3.5×12	M3X6N	T-15
SNR0025R16	16NR□□□□	STM16	M3.5×12	M3X6N	T-15
SNL0025R16	16NL □□□□	STM16	M3.5×12	M3X6N	T-15
SNR0032S16	16NR□□□□	STM16	M3.5×12	M3X6N	T-15
SNL0032S16	16NL □□□□	STM16	M3.5×12	M3X6N	T-15
SNR0040T16	16NR□□□□	STM16	M3.5×12	M3X6N	T-15
SNL0040T16	16NL □□□□	STM16	M3.5×12	M3X6N	T-15
SNR0050U16	16NR□□□□	STM16	M3.5×12	M3X6N	T-15
SNL0050U16	16NL □□□□	STM16	M3.5×12	M3X6N	T-15
SNR0020Q22	22NR□□□□	X	M4×10-S22	X	T-20
SNL0020Q22	22NL □□□□	X	M4×10-S22	X	T-20
SNR0025R22	22NR□□□□	STM22R	M4×16	M4X6N	T-20
SNL0025R22	22NL □□□□	STM22L	M4×16	M4X6N	T-20
SNR0032S22	22NR□□□□	STM22R	M4×16	M4X6N	T-20
SNL0032S22	22NL □□□□	STM22L	M4×16	M4X6N	T-20
SNR0040T22	22NR□□□□	STM22R	M4×16	M4X6N	T-20
SNL0040T22	22NL □□□□	STM22L	M4×16	M4X6N	T-20
SNR0050U22	22NR□□□□	STM22R	M4×16	M4X6N	T-20
SNL0050U22	22NL □□□□	STM22L	M4×16	M4X6N	T-20
SNR0032S27	27NR□□□□	STM27	M5×20	M4X6N	T-20
SNL0032S27	27NL □□□□	STM27	M5×20	M4X6N	T-20
SNR0040T27	27NR□□□□	STM27	M5×20	M4X6N	T-20
SNL0040T27	27NL □□□□	STM27	M5×20	M4X6N	T-20
SNR0050U27	27NR□□□□	STM27	M5×20	M4X6N	T-20
SNL0050U27	27NL □□□□	STM27	M5×20	M4X6N	T-20

注：刀体和配件包括在供货范围之内
刀杆螺旋升角1.5°

J

MGEHR/L

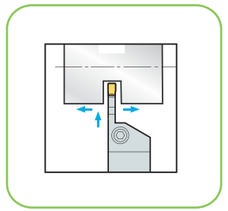

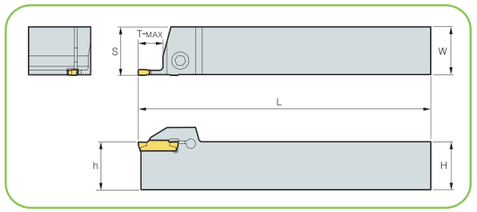

货　号	型　号	H=h	W	L	S	T-MAX
940.1330.146	MGEHR1616-1.5	16	16	100	16.2	15
941.1330.146	MGEHL1616-1.5	16	16	100	16.2	15
940.1331.146	MGEHR2020-1.5	20	20	125	20.2	15
941.1331.146	MGEHL2020-1.5	20	20	125	20.2	15
940.1332.146	MGEHR1616-2	16	16	100	16.25	15
941.1332.146	MGEHL1616-2	16	16	100	16.25	15
940.1333.146	MGEHR2020-2	20	20	125	20.25	15
941.1333.146	MGEHL2020-2	20	20	125	20.25	15
940.1334.146	MGEHR2525-2	25	25	150	25.25	15
941.1334.146	MGEHL2525-2	25	25	150	25.25	15
940.1335.146	MGEHR1616-2.5	16	16	100	16.30	17
941.1335.146	MGEHL1616-2.5	16	16	100	16.30	17
940.1336.146	MGEHR2020-2.5	20	20	125	20.30	17
941.1336.146	MGEHL2020-2.5	20	20	125	20.30	17
940.1337.146	MGEHR2525-2.5	25	25	150	25.30	17
941.1337.146	MGEHL2525-2.5	25	25	150	25.30	17
940.1338.146	MGEHR1616-3	16	16	100	16.35	19
941.1338.146	MGEHL1616-3	16	16	100	16.35	19
940.1339.146	MGEHR2020-3	20	20	125	20.4	19
941.1339.146	MGEHL2020-3	20	20	125	20.4	19
940.1340.146	MGEHR2020-3-T10	20	20	125	20.4	10
941.1340.146	MGEHL2020-3-T10	20	20	125	20.4	10
940.1341.146	MGEHR2525-3	25	25	150	25.4	19
941.1341.146	MGEHL2525-3	25	25	150	25.4	19
940.1342.146	MGEHR2525-3-T10	25	25	150	25.4	10
941.1342.146	MGEHL2525-3-T10	25	25	150	25.4	10
940.1343.146	MGEHR3232-3	32	32	170	32.4	19
941.1343.146	MGEHL3232-3	32	32	170	32.4	19
940.1344.146	MGEHR2020-4	20	20	125	20.4	19
941.1344.146	MGEHL2020-4	20	20	125	20.4	19
940.1345.146	MGEHR2020-4-T10	20	20	125	20.4	10
941.1345.146	MGEHL2020-4-T10	20	20	125	20.4	10
940.1346.146	MGEHR2525-4	25	25	150	25.4	19
941.1346.146	MGEHL2525-4	25	25	150	25.4	19
940.1347.146	MGEHR2525-4-T10	25	25	150	25.4	10
941.1347.146	MGEHL2525-4-T10	25	25	150	25.4	10

J

货　号	型　号	H=h	W	L	S	T-MAX
940.1348.146	MGEHR3232-4	32	32	170	32.4	19
941.1348.146	MGEHL3232-4	32	32	170	32.4	19
940.1349.146	MGEHR2525-5	25	25	150	25.5	24
941.1349.146	MGEHL2525-5	25	25	150	25.5	24
940.1350.146	MGEHR2525-5-T15	25	25	150	25.5	15
941.1350.146	MGEHL2525-5-T15	25	25	150	25.5	15
940.1351.146	MGEHR3232-5	32	32	170	32.5	24
941.1351.146	MGEHL3232-5	32	32	170	32.5	24
940.1352.146	MGEHR2020-6	20	20	125	20.6	24
941.1352.146	MGEHL2020-6	20	20	125	20.6	24
940.1353.146	MGEHR2020-6-T15	20	20	125	20.6	15
941.1353.146	MGEHL2020-6-T15	20	20	125	20.6	15
940.1354.146	MGEHR2525-6	25	25	150	25.6	24
941.1354.146	MGEHL2525-6	25	25	150	25.6	24
940.1355.146	MGEHR2525-6-T15	25	25	150	25.6	15
941.1355.146	MGEHL2525-6-T15	25	25	150	25.6	15
940.1356.146	MGEHR3232-6	32	32	170	32.6	24
941.1356.146	MGEHL3232-6	32	32	170	32.6	24

型　号	刀　片	螺　钉	扳　手
MGEHR1616-1.5	MGMN150-G（M）	M5×12N	L4.0
MGEHL1616-1.5	MGMN150-G（M）	M5×12N	L4.0
MGEHR2020-1.5	MGMN150-G（M）	M5×12N	L4.0
MGEHL2020-1.5	MGMN150-G（M）	M5×12N	L4.0
MGEHR1616-2	MGMN200-G（M）	M5×16N	L4.0
MGEHL1616-2	MGMN200-G（M）	M5×16N	L4.0
MGEHR2020-2	MGMN200-G（M）	M5×16N	L4.0
MGEHL2020-2	MGMN200-G（M）	M5×16N	L4.0
MGEHR2525-2	MGMN200-G（M）	M5×16N	L4.0
MGEHL2525-2	MGMN200-G（M）	M5×16N	L4.0
MGEHR1616-2.5	MGMN250-G（M）	M5×16N	L4.0
MGEHL1616-2.5	MGMN250-G（M）	M5×16N	L4.0
MGEHR2020-2.5	MGMN250-G（M）	M5×16N	L4.0
MGEHL2020-2.5	MGMN250-G（M）	M5×16N	L4.0
MGEHR2525-2.5	MGMN250-G（M）	M5×16N	L4.0
MGEHL2525-2.5	MGMN250-G（M）	M5×16N	L4.0
MGEHR1616-3	MGMN300-G（M）	M6×20N	L5.0
MGEHL1616-3	MGMN300-G（M）	M6×20N	L5.0
MGEHR2020-3	MGMN300-G（M）	M6×20N	L5.0
MGEHL2020-3	MGMN300-G（M）	M6×20N	L5.0
MGEHR2020-3-T10	MGMN300-G（M）	M6×20N	L5.0
MGEHL2020-3-T10	MGMN300-G（M）	M6×20N	L5.0

J

型　号	刀　片	螺　钉	扳　手
MGEHR2525-3	MRMN300-G（M）	M6×20N	L5.0
MGEHL2525-3	MRMN300-G（M）	M6×20N	L5.0
MGEHR2525-3-T10	MGMR300-G（M）	M6×20N	L5.0
MGEHL2525-3-T10	MGMR300-G（M）	M6×20N	L5.0
MGEHR3232-3	MGMR300-G（M）	M6×20N	L5.0
MGEHL3232-3	MGMR300-G（M）	M6×20N	L5.0
MGEHR2020-4	MGMN400-G（M）	M6×20N	L5.0
MGEHL2020-4	MGMN400-G（M）	M6×20N	L5.0
MGEHR2020-4-T10	MGMN400-G（M）	M6×20N	L5.0
MGEHL2020-4-T10	MGMN400-G（M）	M6×20N	L5.0
MGEHR2525-4	MRMN400-G（M）	M6×20N	L5.0
MGEHL2525-4	MRMN400-G（M）	M6×20N	L5.0
MGEHR2525-4-T10	MRMN400-G（M）	M6×20N	L5.0
MGEHL2525-4-T10	MRMN400-G（M）	M6×20N	L5.0
MGEHR3232-4	MRMN400-G（M）	M6×20N	L5.0
MGEHL3232-4	MRMN400-G（M）	M6×20N	L5.0
MGEHR2525-5	MGMN500-G（M）	M6×20N	L5.0
MGEHL2525-5	MGMN500-G（M）	M6×20N	L5.0
MGEHR2525-5-T15	MGMN500-G（M）	M6×20N	L5.0
MGEHL2525-5-T15	MGMN500-G（M）	M6×20N	L5.0
MGEHR3232-5	MRMN500-G（M）	M6×20N	L5.0
MGEHL3232-5	MRMN500-G（M）	M6×20N	L5.0
MGEHR2020-6	MGMR600-G（M）	M6×20N	L5.0
MGEHL2020-6	MGMR600-G（M）	M6×20N	L5.0
MGEHR2020-6-T15	MGMR600-G（M）	M6×20N	L5.0
MGEHL2020-6-T15	MGMR600-G（M）	M6×20N	L5.0
MGEHR2525-6	MGMN600-G（M）	M6×20N	L5.0
MGEHL2525-6	MGMN600-G（M）	M6×20N	L5.0
MGEHR2525-6-T15	MGMN600-G（M）	M6×20N	L5.0
MGEHL2525-6-T15	MGMN600-G（M）	M6×20N	L5.0
MGEHR3232-6	MRMN600-G（M）	M6×20N	L5.0
MGEHL3232-6	MRMN600-G（M）	M6×20N	L5.0

注：刀体和配件包括在供货范围之内
MGMN□□□：b=±0.05

J

MGIVR/L

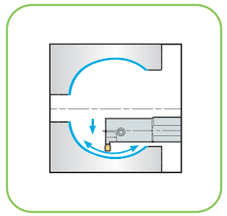

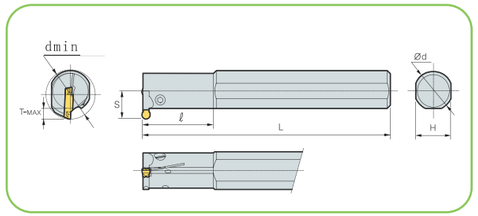

货　号	型　号	Φd	L	l	H	S	T-max	ΦDmin
940.1640.146	MGIVR2016-1.5	16	180	35	15	11.3	4	20
941.1640.146	MGIVL2016-1.5	16	180	35	15	11.3	4	20
940.1641.146	MGIVR2520-1.5	20	180	45	18	13.1	4	25
941.1641.146	MGIVL2520-1.5	20	180	45	18	13.1	4	25
940.1642.146	MGIVR2925-1.5	25	200	45	23	16.2	4	29
941.1642.146	MGIVL2925-1.5	25	200	45	23	16.2	4	29
940.1643.146	MGIVR2016-2	16	180	35	15	12.4	5	20
941.1643.146	MGIVL2016-2	16	180	35	15	12.4	5	20
940.1644.146	MGIVR2520-2	20	180	45	18	14.0	5	25
941.1644.146	MGIVL2520-2	20	180	45	18	14.0	5	25
940.1645.146	MGIVR2925-2	25	200	45	23	17.2	5	29
941.1645.146	MGIVL2925-2	25	200	45	23	17.2	5	29
940.1646.146	MGIVR2016-2.5	16	180	35	15	12.5	5	20
941.1646.146	MGIVL2016-2.5	16	180	35	15	12.5	5	20
940.1647.146	MGIVR2520-2.5	20	180	45	18	15.1	5	25
941.1647.146	MGIVL2520-2.5	20	180	45	18	15.1	5	25
940.1648.146	MGIVR2925-2.5	25	200	45	23	18.2	5	29
941.1648.146	MGIVL2925-2.5	25	200	45	23	18.2	5	29
940.1649.146	MGIVR2520-3	20	180	45	18	15.6	6	25
941.1649.146	MGIVL2520-3	20	180	45	18	15.6	6	25
940.1650.146	MGIVR3125-3	25	200	45	23	18.9	6	31
941.1650.146	MGIVL3125-3	25	200	45	23	18.9	6	31
940.1651.146	MGIVR3732-3	32	250	65	30	21.5	6	37
941.1651.146	MGIVL3732-3	32	250	65	30	21.5	6	37
940.1652.146	MGIVR2520-4	20	180	45	18	15.6	6	25
941.1652.146	MGIVL2520-4	20	180	45	18	15.6	6	25
940.1653.146	MGIVR3125-4	25	200	45	23	18.9	6	31
941.1653.146	MGIVL3125-4	25	200	45	23	18.9	6	31
940.1654.146	MGIVR3732-4	32	250	65	30	21.5	6	37
941.1654.146	MGIVL3732-4	32	250	65	30	21.5	6	37
940.1655.146	MGIVR3732-5	32	250	65	30	21.5	6	37
941.1655.146	MGIVL3732-5	32	250	65	30	21.5	6	37

J

型　号	刀　片	螺　钉	扳　手
MGIVR2016-1.5	MRMN150-G（M）	M4×10N	L3.0
MGIVL2016-1.5	MRMN150-G（M）	M4×10N	L3.0
MGIVR2520-1.5	MRMN150-G（M）	M4×12N	L3.0
MGIVL2520-1.5	MRMN150-G（M）	M4×12N	L3.0
MGIVR2925-1.5	MRMN150-G（M）	M4×12N	L3.0
MGIVL2925-1.5	MRMN150-G（M）	M4×12N	L3.0
MGIVR2016-2	MGMN200-G（M）	M4×10N	L3.0
MGIVL2016-2	MGMN200-G（M）	M4×10N	L3.0
MGIVR2520-2	MGMN200-G（M）	M4×12N	L3.0
MGIVL2520-2	MGMN200-G（M）	M4×12N	L3.0
MGIVR2925-2	MRMN200-G（M）	M4×12N	L3.0
MGIVL2925-2	MRMN200-G（M）	M4×12N	L3.0
MGIVR2016-2.5	MGMN250-G（M）	M4×10N	L3.0
MGIVL2016-2.5	MGMN250-G（M）	M4×10N	L3.0
MGIVR2520-2.5	MGMN250-G（M）	M4×12N	L3.0
MGIVL2520-2.5	MGMN250-G（M）	M4×12N	L3.0
MGIVR2925-2.5	MGMN300-G（M）	M4×12N	L3.0
MGIVL2925-2.5	MGMN300-G（M）	M4×12N	L3.0
MGIVR2520-3	MGGN300-G（M）	M5×12N	L4.0
MGIVL2520-3	MGGN300-G（M）	M5×12N	L4.0
MGIVR3125-3	MRMN300-G（M）	M5×12N	L4.0
MGIVL3125-3	MRMN300-G（M）	M5×12N	L4.0
MGIVR3732-3	MRMN300-G（M）	M5×12N	L4.0
MGIVL3732-3	MRMN300-G（M）	M5×12N	L4.0
MGIVR2520-4	MGMN400-G（M）	M5×12N	L4.0
MGIVL2520-4	MGMN400-G（M）	M5×12N	L4.0
MGIVR3125-4	MGGN400-G（M）	M5×12N	L4.0
MGIVL3125-4	MGGN400-G（M）	M5×12N	L4.0
MGIVR3732-4	MRMN400-G（M）	M5×12N	L4.0
MGIVL3732-4	MRMN400-G（M）	M5×12N	L4.0
MGIVR3732-5	MRMN400-G（M）	M5×16N	L4.0
MGIVL3732-5	MRMN400-G（M）	M5×16N	L4.0

注：刀体和配件包括在供货范围之内
MGMN□□□：b=±0.05

J

目录

平装可转位铣刌

45° 可转位面铣刀MXD……K01
75° 可转位面铣刀MXF……K03
90° 可转位面铣刀MXG……K05
45° 模块式面铣刀MKD……K07
75° 模块式面铣刀MKF……K08
90° 模块式面铣刀MKG……K09
45° 可转位面铣刀MSP……K10
可转位密齿铣刀MOD……K11
可转位插铣刀CXD……K12
可转位大进给面铣刀DJG……K13
7/24锥柄整体大进给铣刀……K14
HSK柄整体大进给铣刀……K15
平面铣刀的安装型式、尺寸……K16
可转位螺旋立铣刀SLD……K17
可转位螺旋直柄立铣刀SLD……K19
可转位螺旋套式立铣刀TLD……K21
90° 可转位倒角铣刀ZH……K22
可转位倒角铣刀DSD……K23
可转位钻铣刀ZAX……K24
可转位立铣刀CAX……K25
7/24锥柄整体钻铣刀……K26
HSK柄整体钻铣刀……K27
7/24锥柄整体立铣刀……K28
HSK柄整体立铣刀……K29

可转位模具铣刀

可转位球头粗铣刀……K30
可转位球头精铣刀（标准型）……K31
可转位球头精铣刀（加长型）……K32
7/24锥柄整体模具铣刀……K34
HSK柄整体模具铣刀……K35
圆刀片直柄模具铣刀FRZ、FRX……K36
圆刀片平面模具铣刀FRD……K38

K

可转位面铣刀（45° 主偏角）
Indexable Face Mills



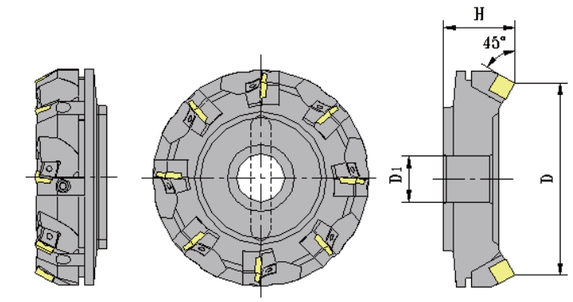

货号	型号	尺寸				安装型式	轴向前角	径向前角	配用刀片
		D	H	D_1	齿数				
840.0211.151	MXD1080R	80	50	27	4	B	+6°	−3°	SPKN1203AD
841.0211.151	MXD1080L	80	50	27	4	B	+6°	−3°	SPKN1203AD
840.0212.151	MXD1100R	100	50	32	5	B	+6°	−3°	SPKN1203AD
841.0212.151	MXD1100L	100	50	32	5	B	+6°	−3°	SPKN1203AD
840.0213.151	MXD1125R	125	63	40	6	B	+6°	−3°	SPKN1203AD
841.0213.151	MXD1125L	125	63	40	6	B	+6°	−3°	SPKN1203AD
840.0214.151	MXD1160R	160	63	40	8	B	+6°	−3°	SPKN1203AD
841.0214.151	MXD1160L	160	63	40	8	B	+6°	−3°	SPKN1203AD
840.0215.151	MXD1200R	200	63	60	10	C	+6°	−3°	SPKN1203AD
841.0215.151	MXD1200L	200	63	60	10	C	+6°	−3°	SPKN1203AD
840.0216.151	MXD1250R	250	63	60	12	C	+6°	−3°	SPKN1203AD
841.0216.151	MXD1250L	250	63	60	12	C	+6°	−3°	SPKN1203AD
840.0217.151	MXD1315R	315	80	60	16	C	+6°	−3°	SPKN1203AD
841.0217.151	MXD1315L	315	80	60	16	C	+6°	−3°	SPKN1203AD
840.0201.151	MXD2080R	80	50	27	4	B	+6°	−3°	SPKN1504AD
841.0201.151	MXD2080L	80	50	27	4	B	+6°	−3°	SPKN1504AD
840.0202.151	MXD2100R	100	50	32	5	B	+6°	−3°	SPKN1504AD
841.0202.151	MXD2100L	100	50	32	5	B	+6°	−3°	SPKN1504AD
840.0203.151	MXD2125R	125	63	40	6	B	+6°	−3°	SPKN1504AD
841.0203.151	MXD2125L	125	63	40	6	B	+6°	−3°	SPKN1504AD
840.0204.151	MXD2160R	160	63	40	8	B	+6°	−3°	SPKN1504AD
841.0204.151	MXD2160L	160	63	40	8	B	+6°	−3°	SPKN1504AD
840.0205.151	MXD2200R	200	63	60	10	C	+6°	−3°	SPKN1504AD
841.0205.151	MXD2200L	200	63	60	10	C	+6°	−3°	SPKN1504AD
840.0206.151	MXD2250R	250	63	60	12	C	+6°	−3°	SPKN1504AD
841.0206.151	MXD2250L	250	63	60	12	C	+6°	−3°	SPKN1504AD
840.0207.151	MXD2315R	315	80	60	16	C	+6°	−3°	SPKN1504AD
841.0207.151	MXD2315L	315	80	60	16	C	+6°	−3°	SPKN1504AD

K

☆配用的部件

刀体型号	刀　夹	楔　块	双头螺柱	螺　钉	扳　手	刀 片 尺 寸
MXD1080	DJ45－1	XK45－4	SZF8-16	M5X20	S－4	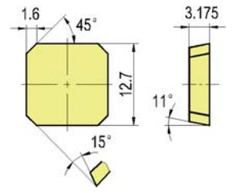
MXD1100	DJ45－1	XK45－4	SZF8-16	M5X20	S－4	
MXD1125	DJ45－1	XK45－4	SZF8-16	M5X20	S－4	
MXD1160	DJ45－1	XK45－4	SZF8-16	M5X20	S－4	
MXD1200	DJ45－1	XK45－4	SZF8-16	M5X20	S－4	
MXD1250	DJ45－1	XK45－4	SZF8-16	M5X20	S－4	
MXD1315	DJ45－1	XK45－4	SZF8-16	M5X20	S－4	
MXD2080	DJ45－4	XK45－4	SZF8-16	M5X20	S－4	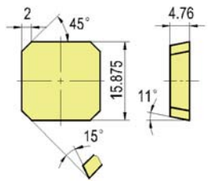
MXD2100	DJ45－4	XK45－4	SZF8-16	M5X20	S－4	
MXD2125	DJ45－4	XK45－4	SZF8-16	M5X20	S－4	
MXD2160	DJ45－4	XK45－4	SZF8-16	M5X20	S－4	
MXD2200	DJ45－4	XK45－4	SZF8-16	M5X20	S－4	
MXD2250	DJ45－4	XK45－4	SZF8-16	M5X20	S－4	
MXD2315	DJ45－4	XK45－4	SZF8-16	M5X20	S－4	

可转位面铣刀 (75° 主偏角)

Indexable Face Mills



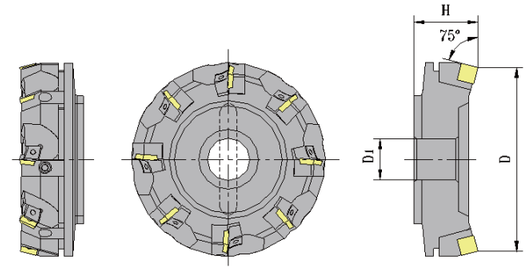

货号	型号	尺　寸				安装型式	轴向前角	径向前角	配用刀片
		D	H	D 1	齿数				
840.0241.157	MXF1080R	80	50	27	4	A	+5°	+3°	SPKN1203EDR
841.0241.157	MXF1080L	80	50	27	4	A	+5°	+3°	SPKN1203EDL
840.0242.157	MXF1100R	100	50	32	5	A	+5°	+3°	SPKN1203EDR
841.0242.157	MXF1100L	100	50	32	5	A	+5°	+3°	SPKN1203EDL
840.0243.157	MXF1125R	125	63	40	6	B	+5°	+3°	SPKN1203EDR
841.0243.157	MXF1125L	125	63	40	6	B	+5°	+3°	SPKN1203EDL
840.0244.157	MXF1160R	160	63	40	8	B	+5°	+3°	SPKN1203EDR
841.0244.157	MXF1160L	160	63	40	8	B	+5°	+3°	SPKN1203EDL
840.0245.157	MXF1200R	200	63	60	10	C	+5°	+3°	SPKN1203EDR
841.0245.157	MXF1200L	200	63	60	10	C	+5°	+3°	SPKN1203EDL
840.0246.157	MXF1250R	250	63	60	12	C	+5°	+3°	SPKN1203EDR
841.0246.157	MXF1250L	250	63	60	12	C	+5°	+3°	SPKN1203EDL
840.0247.157	MXF1315R	315	80	60	14	C	+5°	+3°	SPKN1203EDR
841.0247.157	MXF1315L	315	80	60	14	C	+5°	+3°	SPKN1203EDL
840.0248.157	MXF1400R	400	80	60	18	C	+5°	+3°	SPKN1203EDR
841.0248.157	MXF1400L	400	80	60	18	C	+5°	+3°	SPKN1203EDL
840.0249.157	MXF1500R	500	80	60	26	C	+5°	+3°	SPKN1203EDR
841.0249.157	MXF1500L	500	80	60	26	C	+5°	+3°	SPKN1203EDL
840.0241.151	MXF2080R	80	50	27	4	A	+5°	+3°	SPKN1504EDR
841.0241.151	MXF2080L	80	50	27	4	A	+5°	+3°	SPKN1504EDL
840.0242.151	MXF2100R	100	50	32	5	A	+5°	+3°	SPKN1504EDR
841.0242.151	MXF2100L	100	50	32	5	A	+5°	+3°	SPKN1504EDL
840.0243.151	MXF2125R	125	63	40	6	B	+5°	+3°	SPKN1504EDR
841.0243.151	MXF2125L	125	63	40	6	B	+5°	+3°	SPKN1504EDL
840.0244.151	MXF2160R	160	63	40	8	B	+5°	+3°	SPKN1504EDR
841.0244.151	MXF2160L	160	63	40	8	B	+5°	+3°	SPKN1504EDL
840.0245.151	MXF2200R	200	63	60	10	C	+5°	+3°	SPKN1504EDR
841.0245.151	MXF2200L	200	63	60	10	C	+5°	+3°	SPKN1504EDL
840.0246.151	MXF2250R	250	63	60	12	C	+5°	+3°	SPKN1504EDR
841.0246.151	MXF2250L	250	63	60	12	C	+5°	+3°	SPKN1504EDL
840.0247.151	MXF2315R	315	80	60	14	C	+5°	+3°	SPKN1504EDR
841.0247.151	MXF2315L	315	80	60	14	C	+5°	+3°	SPKN1504EDL
840.0248.151	MXF2400R	400	80	60	18	C	+5°	+3°	SPKN1504EDR
841.0248.151	MXF2400L	400	80	60	18	C	+5°	+3°	SPKN1504EDL
840.0249.151	MXF2500R	500	80	60	26	C	+5°	+3°	SPKN1504EDR
841.0249.151	MXF2500L	500	80	60	26	C	+5°	+3°	SPKN1504EDL

☆ 配用的部件

刀体型号	刀　夹	楔　块	双头螺柱	螺　钉	扳　手	刀 片 尺 寸
MXF1080	DJ75X－1	XK75X－1	SZF8–16（M8X16）	M5X20(GB/T70.1－2000)	S－4	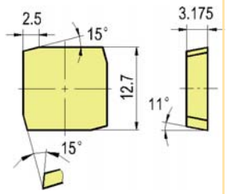
MXF1100	DJ75X－1	XK75X－1	SZF8–16（M8X16）	M5X20(GB/T70.1－2000)	S－4	
MXF1125	DJ75XP	XK75	SZF8–16（M8X16）	M5X20(GB/T70.1－2000)	S－4	
MXF1160	DJ75X	XK75	SZF8–16（M8X16）	M5X20(GB/T70.1－2000)	S－4	
MXF1200	DJ75X	XK75	SZF8–16（M8X16）	M5X20(GB/T70.1－2000)	S－4	
MXF1250	DJ75X	XK75	SZF8–16（M8X16）	M5X20(GB/T70.1－2000)	S－4	
MXF1315	DJ75X	XK75	SZF8–16（M8X16）	M5X20(GB/T70.1－2000)	S－4	
MXF1400	DJ75X	XK75	SZF8–16（M8X16）	M5X20(GB/T70.1－2000)	S－4	
MXF1500	DJ75X	XK75	SZF8–16（M8X16）	M5X20(GB/T70.1－2000)	S－4	
MXF2080	DJ75－1	XK75X－1	SZF8–16（M8X16）	M5X20(GB/T70.1－2000)	S－4	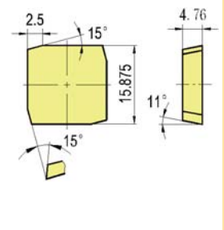
MXF2100	DJ75－1	XK75X－1	SZF8–16（M8X16）	M5X20(GB/T70.1－2000)	S－4	
MXF2125	DJ75P	XK75	SZF8–16（M8X16）	M5X20(GB/T70.1－2000)	S－4	
MXF2160	DJ75	XK75	SZF8–16（M8X16）	M5X20(GB/T70.1－2000)	S－4	
MXF2200	DJ75	XK75	SZF8–16（M8X16）	M5X20(GB/T70.1－2000)	S－4	
MXF2250	DJ75	XK75	SZF8–16（M8X16）	M5X20(GB/T70.1－2000)	S－4	
MXF2315	DJ75	XK75	SZF8–16（M8X16）	M5X20(GB/T70.1－2000)	S－4	
MXF2400	DJ75	XK75	SZF8–16（M8X16）	M5X20(GB/T70.1－2000)	S－4	
MXF2500	DJ75	XK75	SZF8–16（M8X16）	M5X20(GB/T70.1－2000)	S－4	

可转位面铣刀 (90°　主偏角)

Indexable Face Mills

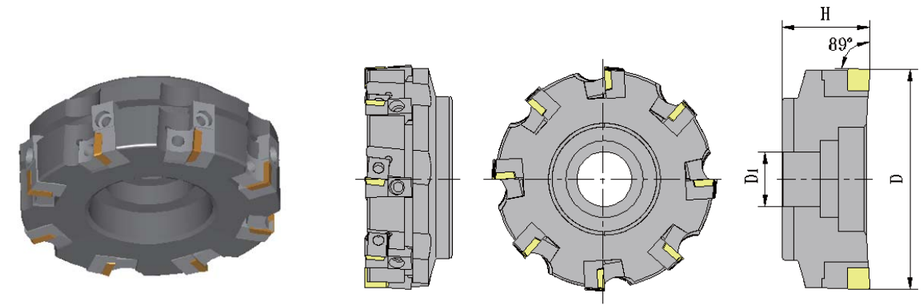

货号	型号	尺　寸				安装型式	轴向前角	径向前角	配用刀片
		D	H	D 1	齿数				
840.0301.157	MXG1080R	80	50	27	4	A	+5°	+3°	SPGN120308
841.0301.157	MXG1080L	80	50	27	4	A	+5°	+3°	SPGN120308
840.0302.157	MXG1100R	100	50	32	5	A	+5°	+3°	SPGN120308
841.0302.157	MXG1100L	100	50	32	5	A	+5°	+3°	SPGN120308
840.0303.157	MXG1125R	125	63	40	6	B	+5°	+3°	SPGN120308
841.0303.157	MXG1125L	125	63	40	6	B	+5°	+3°	SPGN120308
840.0304.157	MXG1160R	160	63	40	8	B	+5°	+3°	SPGN120308
841.0304.157	MXG1160L	160	63	40	8	B	+5°	+3°	SPGN120308
840.0305.157	MXG1200R	200	63	60	10	C	+5°	+3°	SPGN120308
841.0305.157	MXG1200L	200	63	60	10	C	+5°	+3°	SPGN120308
840.0306.157	MXG1250R	250	63	60	12	C	+5°	+3°	SPGN120308
841.0306.157	MXG1250L	250	63	60	12	C	+5°	+3°	SPGN120308
840.0301.151	MXG2080R	80	50	27	4	A	+5°	+3°	SPGN150408
841.0301.151	MXG2080L	80	50	27	4	A	+5°	+3°	SPGN150408
840.0302.151	MXG2100R	100	50	32	5	A	+5°	+3°	SPGN150408
841.0302.151	MXG2100L	100	50	32	5	A	+5°	+3°	SPGN150408
840.0303.151	MXG2125R	125	63	40	6	B	+5°	+3°	SPGN150408
841.0303.151	MXG2125L	125	63	40	6	B	+5°	+3°	SPGN150408
840.0304.151	MXG2160R	160	63	40	8	B	+5°	+3°	SPGN150408
841.0304.151	MXG2160L	160	63	40	8	B	+5°	+3°	SPGN150408
840.0305.151	MXG2200R	200	63	60	10	C	+5°	+3°	SPGN150408
841.0305.151	MXG2200L	200	63	60	10	C	+5°	+3°	SPGN150408
840.0306.151	MXG2250R	250	63	60	12	C	+5°	+3°	SPGN150408
841.0306.151	MXG2250L	250	63	60	12	C	+5°	+3°	SPGN150408

☆ 配用的部件

刀体型号	刀　夹	楔　块	双头螺柱	螺　钉	扳　手	刀 片 尺 寸
MXG1080	DJ90X－3	XK90	SZF8-16	M6X20	S－5	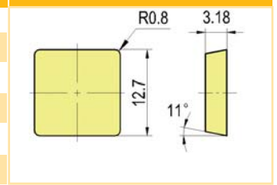
MXG1100	DJ90X－3	XK90	SZF8-16	M6X20	S－5	
MXG1125	DJ90X－4	XK90	SZF8-16	M6X20	S－5	
MXG1160	DJ90X－4	XK90	SZF8-16	M6X20	S－5	
MXG1200	DJ90X－4	XK90	SZF8-16	M6X20	S－5	
MXG1250	DJ90X－4	XK90	SZF8-16	M6X20	S－5	
MXG2080	DJ90－3	XK90	SZF8-16	M6X20	S－5	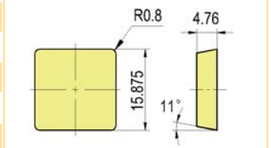
MXG2100	DJ90－3	XK90	SZF8-16	M6X20	S－5	
MXG2125	DJ90－4	XK90	SZF8-16	M6X20	S－5	
MXG2160	DJ90－4	XK90	SZF8-16	M6X20	S－5	
MXG2200	DJ90－4	XK90	SZF8-16	M6X20	S－5	
MXG2250	DJ90－4	XK90	SZF8-16	M6X20	S－5	

K

模块式面铣刀 (45°　主偏角)

Modular Face Mills

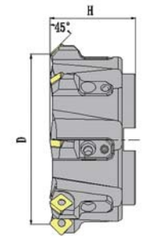

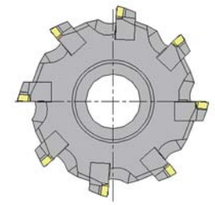

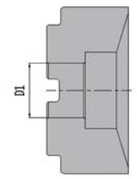

货号	型号	尺　寸				安装型式	轴向前角	径向前角	配用刀片
		D	H	D_1	齿数				
840.0009.152	MKD080R	80	63	27	5	A	+5°	0°	SPKT1204AZN
841.0009.152	MKD080L	80	63	27	5	A	+5°	0°	SPKT1204AZN
840.0001.152	MKD100R	100	63	32	6	A	+5°	0°	SPKT1204AZN
841.0001.152	MKD100L	100	63	32	6	A	+5°	0°	SPKT1204AZN
840.0002.152	MKD125R	125	63	40	8	B	+5°	0°	SPKT1204AZN
841.0002.152	MKD125L	125	63	40	8	B	+5°	0°	SPKT1204AZN
840.0003.152	MKD160R	160	63	40	10	B	+5°	0°	SPKT1204AZN
841.0003.152	MKD160L	160	63	40	10	B	+5°	0°	SPKT1204AZN
840.0004.152	MKD200R	200	63	60	12	C	+5°	−2°	SPKT1204AZN
841.0004.152	MKD200L	200	63	60	12	C	+5°	−2°	SPKT1204AZN
840.0005.152	MKD250R	250	63	60	14	C	+5°	−2°	SPKT1204AZN
841.0005.152	MKD250L	250	63	60	14	C	+5°	−2°	SPKT1204AZN
840.0006.152	MKD315R	315	80	60	16	C	+5°	−2°	SPKT1204AZN
841.0006.152	MKD315L	315	80	60	16	C	+5°	−2°	SPKT1204AZN

注：出厂时配粗刀夹，需要粗精复合铣时需要另外购买精刀片和精刀夹，装在同一刀体上即可。
精刀片型号为ODHX0605ZZN-A57，精刀夹型号为KO15.88J。

☆ 配用的部件

刀体型号	粗 刀 夹	调整螺钉	螺　钉	扳　手	刀片螺钉	扳　手	刀 片 尺 寸
MKD080	KD12.7	M5X12X90°T	M6X20	S－5	M5X10X82°	T-20	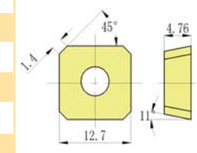
MKD100	KD12.7	M5X12X90°T	M6X20	S－5	M5X10X82°	T-20	
MKD125	KD12.7	M5X12X90°T	M6X20	S－5	M5X10X82°	T-20	
MKD160	KD12.7	M5X12X90°T	M6X20	S－5	M5X10X82°	T-20	
MKD200	KD12.7	M5X12X90°T	M6X20	S－5	M5X10X82°	T-20	
MKD250	KD12.7	M5X12X90°T	M6X20	S－5	M5X10X82°	T-20	
MKD315	KD12.7	M5X12X90°T	M6X20	S－5	M5X10X82°	T-20	

K

模块式面铣刀 (75° 主偏角)

Modular Face Mills


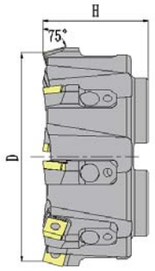

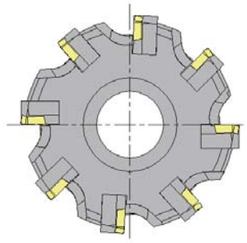
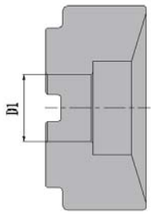

货号	型号	尺寸				安装型式	轴向前角	径向前角	配用刀片
		D	H	D_1	齿数				
840.0010.152	MKF080R	80	63	27	5	A	+5°	0°	SPMT120408-D51
841.0010.152	MKF080L	80	63	27	5	A	+5°	0°	SPMT120408-D51
840.0011.152	MKF100R	100	63	32	6	A	+5°	0°	SPMT120408-D51
841.0011.152	MKF100L	100	63	32	6	A	+5°	0°	SPMT120408-D51
840.0012.152	MKF125R	125	63	40	8	B	+5°	0°	SPMT120408-D51
841.0012.152	MKF125L	125	63	40	8	B	+5°	0°	SPMT120408-D51
840.0013.152	MKF160R	160	63	40	10	B	+5°	0°	SPMT120408-D51
841.0013.152	MKF160L	160	63	40	10	B	+5°	0°	SPMT120408-D51
840.0014.152	MKF200R	200	63	60	12	C	+5°	-2°	SPMT120408-D51
841.0014.152	MKF200L	200	63	60	12	C	+5°	-2°	SPMT120408-D51
840.0015.152	MKF250R	250	63	60	14	C	+5°	-2°	SPMT120408-D51
841.0015.152	MKF250L	250	63	60	14	C	+5°	-2°	SPMT120408-D51
840.0016.152	MKF315R	315	80	60	16	C	+5°	-2°	SPMT120408-D51
841.0016.152	MKF315L	315	80	60	16	C	+5°	-2°	SPMT120408-D51

注：出厂时配粗刀夹，需要粗精复合铣时需要另外购买精刀片和精刀夹，装在同一刀体上即可。
精刀片型号为P2905-1，精刀夹型号为KF12.7J。

☆ 配用的部件

刀体型号	粗刀夹	调整螺钉	螺钉	扳手	刀片螺钉	扳手	刀片尺寸
MKF080	KF12.7	M5X12X90°T	M6X20	S-5	M5X10X82°	T-20	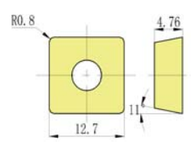
MKF100	KF12.7	M5X12X90°T	M6X20	S-5	M5X10X82°	T-20	
MKF125	KF12.7	M5X12X90°T	M6X20	S-5	M5X10X82°	T-20	
MKF160	KF12.7	M5X12X90°T	M6X20	S-5	M5X10X82°	T-20	
MKF200	KF12.7	M5X12X90°T	M6X20	S-5	M5X10X82°	T-20	
MKF250	KF12.7	M5X12X90°T	M6X20	S-5	M5X10X82°	T-20	
MKF315	KF12.7	M5X12X90°T	M6X20	S-5	M5X10X82°	T-20	

模块式面铣刀推荐切削参数

切削用量 / 工件材料	切削速度（m/min）		每齿进给量（mm/z）	
	粗铣	精铣	粗铣	精铣
普通碳钢	160-300	200-400	0.2-0.4	0.1-0.2
合金钢	80-270	120-300	0.2-0.35	0.1-0.2
不锈钢	100-140	140-200	0.12-0.3	0.1-0.15
铸铁	140-300	170-350	0.2-0.35	0.1-0.2
铝合金	450-800		0.1-0.2	

模块式面铣刀 (90° 主偏角)

Modular Face Mills


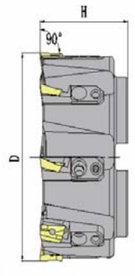

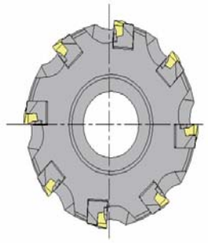
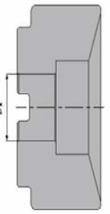

货号	型号	尺寸				安装形式	轴向前角	径向前角	配用刀片
		D	H	D_1	齿数				
840.0060.152	MKG080R	80	63	27	5	A	+12°	0°	ADMT160608R-D56
840.0061.152	MKG100R	100	63	32	6	A	+12°	0°	ADMT160608R-D56
840.0062.152	MKG125R	125	63	40	8	B	+12°	0°	ADMT160608R-D56
840.0063.152	MKG160R	160	63	40	10	B	+12°	0°	ADMT160608R-D56
840.0064.152	MKG200R	200	63	60	12	C	+12°	-2°	ADMT160608R-D56
840.0065.152	MKG250R	250	63	60	14	C	+12°	-2°	ADMT160608R-D56
840.0066.152	MKG315R	315	80	60	16	C	+12°	-2°	ADMT160608R-D56

☆ 配用的部件

刀体型号	粗刀夹	调整螺钉	螺钉	扳手	刀片螺钉	扳手	刀片尺寸
MKG080	KG16	M5X12X90° T	M6X20	S-5	M5X11X60°	T20	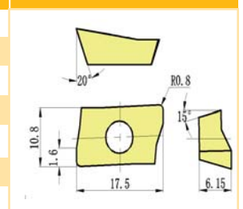
MKG100	KG16	M5X12X90° T	M6X20	S-5	M5X11X60°	T20	
MKG125	KG16	M5X12X90° T	M6X20	S-5	M5X11X60°	T20	
MKG160	KG16	M5X12X90° T	M6X20	S-5	M5X11X60°	T20	
MKG200	KG16	M5X12X90° T	M6X20	S-5	M5X11X60°	T20	
MKG250	KG16	M5X12X90° T	M6X20	S-5	M5X11X60°	T20	
MKG315	KG16	M5X12X90° T	M6X20	S-5	M5X11X60°	T20	

可转位面铣刀 (45° 主偏角)
Indexable Face Mills

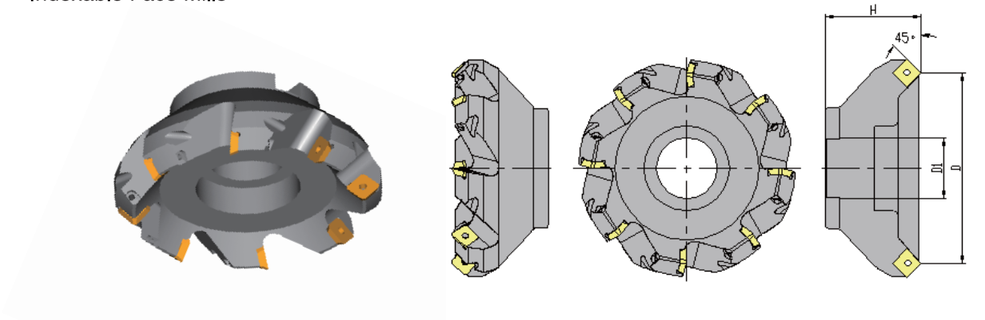

货号	型号	尺寸				安装型式	轴向前角	径向前角	配用刀片
		D	H	D_1	齿数				
840.0022.151	MSD080R	80	50	27	6	A	+10°	−5°	SEMT13T3AGSN-JM
840.0023.151	MSD100R	100	50	32	7	A	+10°	−5°	SEMT13T3AGSN-JM
840.0024.151	MSD125R	125	63	40	8	B	+10°	−5°	SEMT13T3AGSN-JM
840.0025.151	MSD160R	160	63	40	10	B	+10°	−5°	SEMT13T3AGSN-JM
840.0026.151	MSD200R	200	63	60	12	C	+10°	−5°	SEMT13T3AGSN-JM
840.0027.151	MSD250R	250	63	60	14	C	+10°	−5°	SEMT13T3AGSN-JM
840.0028.151	MSD315R	315	80	60	18	C	+10°	−5°	SEMT13T3AGSN-JM

☆配用的部件

刀体型号	螺 钉	扳 手	刀片尺寸
MSD080	M4X11X60°	T15	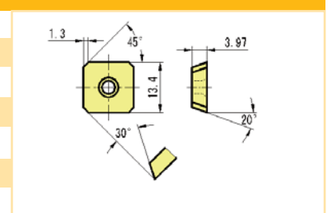
MSD100	M4X11X60°	T15	
MSD125	M4X11X60°	T15	
MSD160	M4X11X60°	T15	
MSD200	M4X11X60°	T15	
MSD250	M4X11X60°	T15	
MSD315	M4X11X60°	T15	

模块式面铣刀推荐切削参数

切削用量 / 工件材料	切削速度（m/min）		每齿进给量（mm/z)	
	粗铣	精铣	粗铣	精铣
普通碳钢	80–150	100–180	0.2–0.4	0.1–0.2
合金钢	50–105	80–140	0.2–0.35	0.1–0.2
不锈钢	70–130	100–150	0.2–0.4	0.1–0.2
铸 铁	50–90	60–120	0.2–0.35	0.1–0.2
铝合金	360–600		0.1–0.2	

可转位密齿铣刀
Indexable Face Mills

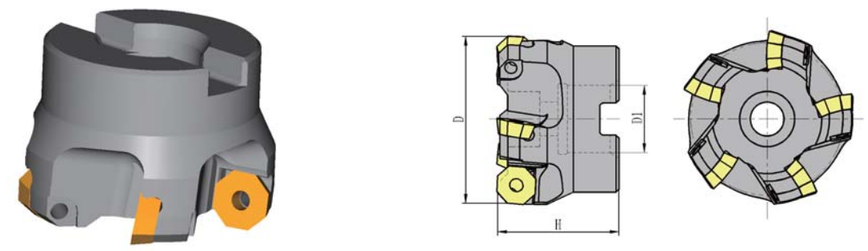

货号	型号	尺寸				安装型式	最大切深	配用刀片
		D	H	D_1	齿数			
840.0100.156	MOD50R	50	40	22	5	A	5	ODET0404APEN-44
840.0101.156	MOD63R	63	40	22	6	A	5	ODET0404APEN-44
840.0102.156	MOD80R	80	50	27	7	A	5	ODET0404APEN-44
840.0103.156	MOD100R	100	50	32	8	B	5	ODET0404APEN-44
840.0104.156	MOD125R	125	63	40	9	B	5	ODET0404APEN-44
840.0105.156	MOD160R	160	63	40	11	B	5	ODET0404APEN-44

☆配用的部件

刀体型号	螺 钉	扳 手	刀片尺寸
MOD50R	M5X12X60°	S-5	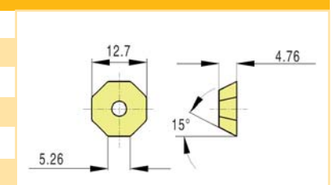
MOD63R	M5X12X60°	S-5	
MOD80R	M5X12X60°	S-5	
MOD100R	M5X12X60°	S-5	
MOD125R	M5X12X60°	S-5	
MOD160R	M5X12X60°	S-5	

模块式面铣刀推荐切削参数

切削用量 / 工件材料	切削速度（m/min）	每齿进给量（mm/z)
钢、铸 铁	150–220	0.2–0.4
铝合金	250–600	0.15–0.3
高温合金	25–45	0.1–0.2
不锈钢	120–170	0.15–0.3

可转位插铣刀
Indexable Plunge Mills

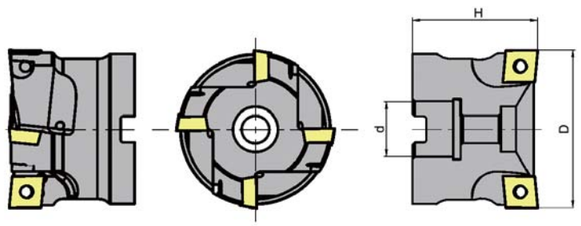

货号	型号	尺寸				安装型式	最大切深	轴向前角	径向前角	配用刀片
		D	H	d	齿数					
840.0230.158	CXD050	50	50	22	3	A	10	+6°	−1°	MPMT120516
840.0231.158	CXD063	63	50	22	4	A	10	+6°	−1°	MPMT120516
840.0232.158	CXD080	80	63	27	5	A	10	+6°	−1°	MPMT120516

☆ 配用的部件

刀体型号	螺　钉	扳　手	刀 片 尺 寸
CXD050	M5X12X60°	T20	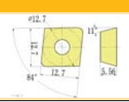
CXD063	M5X12X60°	T20	
CXD080	M5X12X60°	T20	

☆ 推荐切削参数

切削用量 / 工件材料	切削速度（m/min）	每齿进给量（mm/z)
碳素钢　合金钢	150	0.12–0.2
预硬钢	100	0.08–0.12
灰铸钢	150	0.15–0.25

K

可转位大进给面铣刀
Indexable Extreme Face Mills

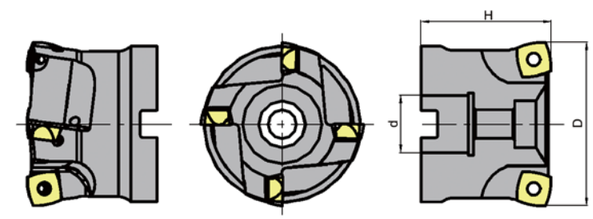

货号	型号	尺寸				安装型式	最大切深	轴向前角	径向前角	配用刀片
		D	H	d	齿数					
840.0211.156	DJG050	50	50	22	3	A	2.5	+7°	0°	XDLW120508SR–D
840.0210.156	DJG063	63	50	22	4	A	2.5	+7°	0°	XDLW120508SR–D
840.0212.156	DJG080	80	63	27	5	A	2.5	+7°	0°	XDLW120508SR–D
840.0213.156	DJG100	100	63	32	6	A	2.5	+7°	0°	XDLW120508SR–D

注：加工铸铁、钢时配用刀片型号为XDLW120508SR–D，加工铝合金时配用刀片型号为XDLT120508ER–D721。

刀片尺寸

刀体型号	刀片型号	A	B	H	螺　钉	扳　手
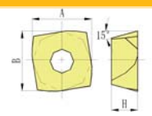	XDLW120508SR–D	12.7	12.7	5.56	M4X11X60°	T15
	XDLT090408ER–D721	9.52	9.52	4.76	M3.5X9X60°	T10

☆ 推荐切削参数

切削用量 / 工件材料	切削速度（m/min）	每齿进给量（mm/z)
铸　铁	80–150	0.3–2
铝合金	300–800	0.2–1.2
低碳钢	120–220	0.3–2

K

7/24锥柄整体大进给铣刀
7/24 Taper Shank Monolithic High Feed Mills

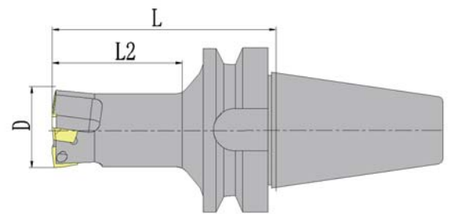

货号	型号	D	L	L2	刀片型号	数 量	螺 钉	扳 手
840.0267.159	JT40-DJG32-85	32	85	50	XDLT090408ER-D721	3	M3.5X9X90°	T10
840.0268.159	JT40-DJG32-115	32	115	60	XDLT090408ER-D721	3	M3.5X9X90°	T10
840.0269.159	JT40-DJG32-140	32	140	50	XDLT090408ER-D721	3	M3.5X9X90°	T10
840.0270.159	JT40-DJG40-85	40	85	55	XDLT090408ER-D721	4	M3.5X9X90°	T10
840.0271.159	JT40-DJG40-115	40	115	65	XDLT090408ER-D721	4	M3.5X9X90°	T10
840.0272.159	JT40-DJG40-140	40	140	55	XDLT090408ER-D721	4	M3.5X9X90°	T10
840.0167.159	BT40-DJG32-85	32	85	50	XDLT090408ER-D721	3	M3.5X9X90°	T10
840.0168.159	BT40-DJG32-115	32	115	60	XDLT090408ER-D721	3	M3.5X9X90°	T10
840.0169.159	BT40-DJG32-140	32	140	50	XDLT090408ER-D721	3	M3.5X9X90°	T10
840.0170.159	BT40-DJG40-85	40	85	55	XDLT090408ER-D721	4	M3.5X9X90°	T10
840.0171.159	BT40-DJG40-115	40	115	65	XDLT090408ER-D721	4	M3.5X9X90°	T10
840.0172.159	BT40-DJG40-140	40	140	55	XDLT090408ER-D721	4	M3.5X9X90°	T10

HSK柄整体大进给铣刀
HSK Shank Monolithic High Feed Mills

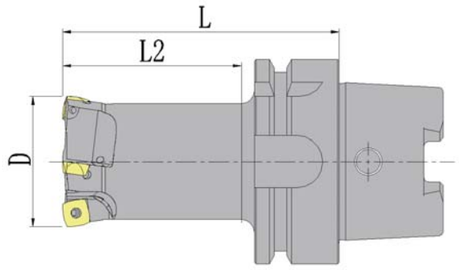

货号	型号	D	L	L2	刀片型号	数 量	螺 钉	扳 手
840.0067.159	HSK-A63-DJG32-85	32	85	50	XDLT090408ER-D721	3	M3.5X9X90°	T10
840.0068.159	HSK-A63-DJG32-115	32	115	60	XDLT090408ER-D721	3	M3.5X9X90°	T10
840.0069.159	HSK-A63-DJG32-140	32	140	50	XDLT090408ER-D721	3	M3.5X9X90°	T10
840.0070.159	HSK-A63-DJG40-85	40	85	55	XDLT090408ER-D721	4	M3.5X9X90°	T10
840.0071.159	HSK-A63-DJG40-115	40	115	65	XDLT090408ER-D721	4	M3.5X9X90°	T10
840.0072.159	HSK-A63-DJG40-140	40	140	55	XDLT090408ER-D721	4	M3.5X9X90°	T10

平面铣刀的安装型式、尺寸
Mounting Types and Dimensions of Face Mills

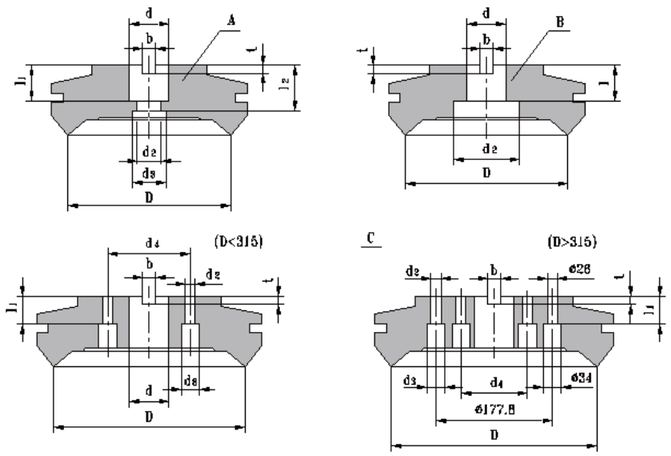

类 型	D	d	d_2	d_3	d_4	b	t	l_1	l_2
A	50	22	11	18	–	10.4	6.3	20	33
A	63	22	11	18	–	10.4	6.3	20	33
A	80	27	13.5	20	–	12.4	7	22	37
B	100	32	45	–	–	14.4	8	25	32
B	125	40	56	–	–	16.4	9	28	35
B	160	40	56	–	–	16.4	9	28	35
C	200	60	18	26	101.6	25.7	14	32	–
C	250	60	18	26	101.6	25.7	14	32	–
C	315	60	18	26	101.6	25.7	14	32	–
C	400	60	18	26	101.6	25.7	14	32	–
C	500	60	18	26	101.6	25.7	14	32	–

可转位面铣刀推荐切削参数

切削用量 / 工件材料	切削速度（m/min）		每齿进给量（mm/z）	
	粗铣	精铣	粗铣	精铣
普通碳钢	80–150	100–180	0.2–0.4	0.1–0.2
合金钢	50–105	80–140	0.2–0.35	0.1–0.2
铸　钢	70–130	100–150	0.2–0.4	0.1–0.15
铸　铁	50–90	60–120	0.2–0.35	0.1–0.2
铝合金	360–600		0.1–0.2	

可转位螺旋立铣刀
Indexable Helical End Mills



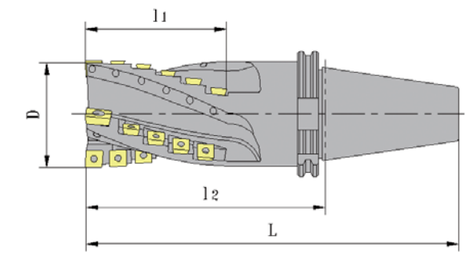

货号	型号	尺寸 D	l_1	l_2	L	四边形刀片	正方形刀片	有效齿数	柄部形式
840.0001.158	SLD50–56JT50	50	56	130	231	2	10	2	GB 10944 (ISO 7388) DIN 69871 JIS B 6339 AMSE B 5.50
840.0002.158	SLD50–66JT50	50	66	158	260	2	12	2	
840.0003.158	SLD63–66JT50	63	66	134	236	2	12	2	
840.0004.158	SLD63–86JT50	63	86	168	270	2	16	2	
840.0005.158	SLD80–96JT50	80	96	162	264	2	18	2	
840.0006.158	SLD80–106JT50	80	106	178	280	2	20	2	

货号	型号	尺寸 D	l_1	l_2	L	四边形刀片	正方形刀片	有效齿数	柄部形式
840.0041.158	SLD50–56ST50	50	56	129	255	2	10	2	GB 3837 JB 3381
840.0042.158	SLD50–66ST50	50	66	158	283	2	12	2	
840.0043.158	SLD63–66ST50	63	66	134	260	2	12	2	
840.0044.158	SLD63–86ST50	63	86	168	294	2	16	2	
840.0045.158	SLD80–96ST50	80	96	162	289	2	18	2	
840.0046.158	SLD80–106ST50	80	106	178	305	2	20	2	

货号	型号	尺寸 D	l_1	l_2	L	四边形刀片	正方形刀片	有效齿数	柄部形式
840.0021.158	SLD50–56BT50	50	56	130	231	2	10	2	GB 10944 (ISO 7388) DIN 69871 JIS B 6339 AMSE B 5.50
840.0022.158	SLD50–66BT50	50	66	158	260	2	12	2	
840.0023.158	SLD63–66BT50	63	66	134	236	2	12	2	
840.0024.158	SLD63–86BT50	63	86	168	270	2	16	2	
840.0025.158	SLD80–96BT50	80	96	162	264	2	18	2	
840.0026.158	SLD80–106BT50	80	106	178	280	2	20	2	

货号	型号	尺寸 D	l_1	l_2	L	四边形刀片	正方形刀片	有效齿数	柄部形式
840.0051.158	SLD50–56WST50	50	56	129	231	2	10	2	GB 3837 JB 3381
840.0052.158	SLD50–66WST50	50	66	158	260	2	12	2	
840.0053.158	SLD63–66WST50	63	66	134	236	2	12	2	
840.0054.158	SLD63–86WST50	63	86	168	270	2	16	2	
840.0055.158	SLD80–96WST50	80	96	162	264	2	18	2	
840.0056.158	SLD80–106WST50	80	106	178	280	2	20	2	

☆ 配用的部件

刀体型号	螺　钉	扳　手	正方形刀片	四边形刀片
SLD50	SM50-11	T20	IM-SP43GS	IM-CP43N
SLD63	SM50-11	T20	IM-SP43GS	IM-CP43N
SLD80	SM50-16	T20	IM-SP43GS	IM-CP43N

☆ 刀片尺寸

刀片简图	刀片型号	A	B	T	θ
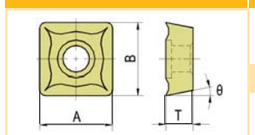	IM－SP32GS(进口)	9.52	9.52	3.18	14°
	IM－SP43GS(进口)	12.7	12.7	4.76	11°
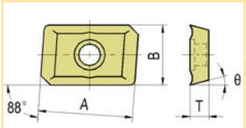	IM－CP32N(进口)	15	9.52	3.18	14°
	IM－CP43N(进口)	15.875	12.7	4.76	11°

可转位螺旋直柄立铣刀
Indexable Helical Straight Shank End Mills

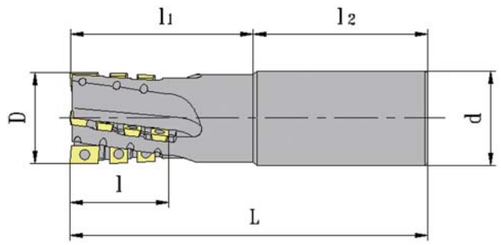

普通直柄

货号	型号	尺寸						四边形刀片	正方形刀片	有效齿数	柄部形式
		D	d	l	l_1	l_2	L				
840.0101.158	SLD30-60ZT	30	32	42	70	60	130	1	5	1	普通
840.0102.158	SLD30-70ZT	30	40	42	70	70	140	1	5	1	普通
840.0103.158	SLD40-60ZT	40	32	50	90	60	150	2	12	2	普通
840.0104.158	SLD40-70ZT	40	40	50	90	70	160	2	12	2	普通
840.0105.158	SLD50-60ZT	50	32	66	120	60	180	2	12	2	普通
840.0106.158	SLD50-70ZT	50	40	66	120	70	190	2	12	2	普通

☆ 配用的部件

刀体型号	螺　钉	扳　手	正方形刀片	四边形刀片
SLD30	SM40-9	T15	IM-SP32GS	IM-CP32N
SLD40	SM40-9	T15	IM-SP32GS	IM-CP32N
SLD50	SM50-11	T20	IM-SP43GS	IM-CP43N

可转位螺旋直柄立铣刀
Indexable Helical Straight Shank End Mills

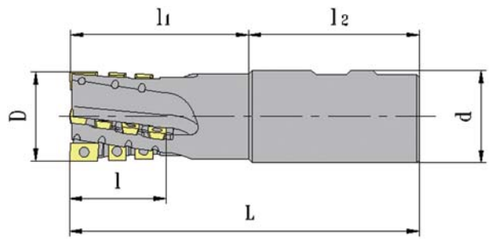

削平直柄

货号	型号	尺寸						四边形刀片	正方形刀片	有效齿数	柄部形式
		D	d	l	l_1	l_2	L				
840.0121.158	SLD30-60XT	30	32	42	70	60	130	1	5	1	削平
840.0122.158	SLD30-70XT	30	40	42	70	70	140	1	5	1	削平
840.0123.158	SLD40-60XT	40	32	50	90	60	150	2	12	2	削平
840.0124.158	SLD40-70XT	40	40	50	90	70	160	2	12	2	削平
840.0125.158	SLD50-60XT	50	32	66	120	60	180	2	12	2	削平
840.0126.158	SLD50-70XT	50	40	66	120	70	190	2	12	2	削平

☆ 配用的部件

刀体型号	螺　钉	扳　手	正方形刀片	四边形刀片
SLD30	SM40-9	T15	IM-SP32GS	IM-CP32N
SLD40	SM40-9	T15	IM-SP32GS	IM-CP32N
SLD50	SM50-11	T20	IM-SP43GS	IM-CP43N

K

可转位螺旋套式立铣刀
Indexable Helical Shell End Mills

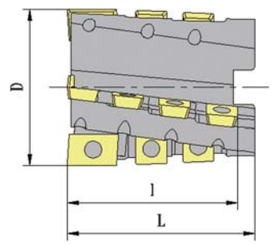

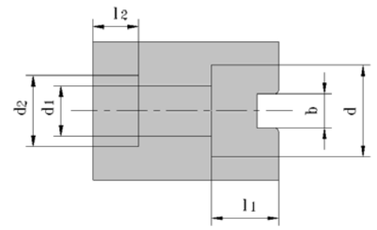

货号	型号	尺寸									四边形刀片	正方形刀片	有效齿数
		D	d	b	l	L	l_1	l_2	d_1	d_2			
840.0141.158	TLD50-42	50	22	10.4	42	50	20	17	11	18	1	5	1
840.0142.158	TLD63-50	63	22	10.4	50	54	20	20	11	18	2	12	2
840.0143.158	TLD80-66	80	27	12.4	66	80	22	33	13.5	20	2	12	2

☆ 配用的部件

刀体型号	螺　钉	扳　手	正方形刀片	四边形刀片
TLD50	SM40-11	T15	IM-SP32GS	IM-CP32N
TLD63	SM40-11	T15	IM-SP32GS	IM-CP32N
TLD80	SM50-16	T20	IM-SP43GS	IM-CP43N

可转位立铣刀推荐切削参数

切削用量 / 工件材料	切削速度（m/min）		每齿进给量（mm/z）	
	粗铣	精铣	粗铣	精铣
低碳钢	80-150	120-180	0.05-0.4	0.04-0.2
低合金钢	80-130	100-160	0.05-0.4	0.04-0.2
铸　钢	60-150	80-160	0.05-0.4	0.04-0.2
铸　铁	70-130	80-150	0.08-0.4	0.05-0.25
铝合金	500-1200		0.03-0.2	

K

90° 可转位倒角铣刀
90° Indexable Chamfer Mills

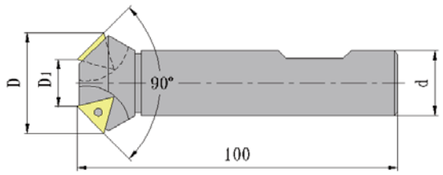

货 号	型 号	D	D1	d	扳 手	螺 钉	硬质合金刀片
840.0094.090	ZH-16/19	19	5.2	16	T7	M2.5X6X60°	TCMT110204
840.0095.090	ZH-16/23	23	11.1	16	T7	M2.5X6X60°	TCMT090204
840.0096.090	ZH-16/26	26	14.1	16	T7	M2.5X6X60°	TCMT090204
840.0097.090	ZH-20/30	30	16.2	20	T7	M2.5X6X60°	TCMT110204
840.0098.090	ZH-20/34	34	20.2	20	T7	M2.5X6X60°	TCMT110204
840.0099.090	ZH-20/37	37	15.4	20	T15	M4X9X60°	TCMT16T304

K

可转位倒角铣刀
Indexable Chamfer Mills

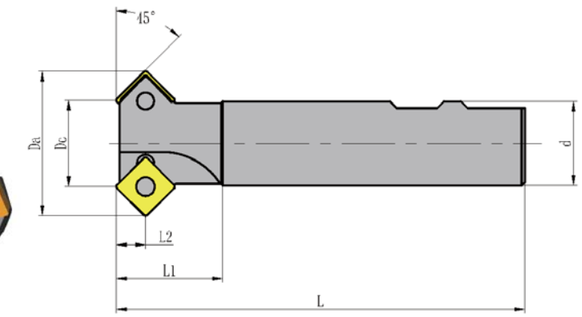

货号	型号	尺 寸						齿数	刀片型号
		Dc	Da	d	L	l1	l2		
840.0300.090	DSD008	8	16.3	12	120	30	3	1	SPMT060304
840.0301.090	DSD010	10	18.3	12	120	30	3	1	SPMT060304
840.0302.090	DSD012	12	20.3	16	160	40	5	1	SPMT09T308
840.0303.090	DSD016	16	24.3	16	160	40	5	2	SPMT09T308
840.0304.090	DSD020	20	32.2	20	200	40	5	2	SPMT09T308
840.0305.090	DSD025	25	37.2	25	200	40	7	2	SPMT120408
840.0306.090	DSD032	32	44.2	32	250	40	7	2	SPMT120408
840.0307.090	DSD040	40	52.2	32	250	40	7	3	SPMT120408

☆ 配用的部件

刀片简图	型 号	l	s	r	螺 钉	扳手
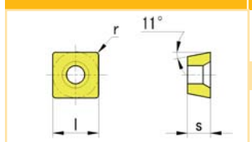	SPMT060304	6.35	3.18	0.4	M2.5X6X60°	T7
	SPMT09T308	9.52	3.97	0.8	M3.5X9X60°	T15
	SPMT120408	12.7	4.76	0.8	M5X13X82°	T20

可转位立铣刀推荐切削参数

切削材料	切削速度（m/min）	每齿进给量（mm/z)
钢	150–210	0.12–0.20
不锈钢	110–155	0.08–0.12
铸 铁	200–240	0.15–0.25

K

可转位钻铣刀(削平柄)
Indexable Drilling Mills



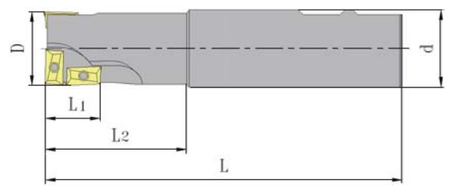

货号	型号	D	d	L	L1	L2	圆周刀片 型号	数量	端齿刀片 型号	数量	螺 钉
840.0210.158	ZAX20–120	20	20	120	17.5	35	ZCMT100308R	2	ZDMT100308L	1	M2.5x6x60°
840.0211.158	ZAX25–130	25	25	130	23	40	ZPMT13T308R	2	ZDMT13T308L	1	M3x7x60°
840.0212.158	ZAX32–140	32	32	140	28.5	50	ZPMT160408R	2	ZPMT160408L	1	M4x9x60°
840.0213.158	ZAX40–150	40	40	150	40	60	ZPMT170508R	2	ZPMT200508L	1	M5x11x60°

☆刀片尺寸

刀体型号	刀片型号	L	B	H	a	刀片型号	L	B	H	a
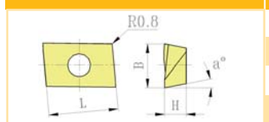	ZCMT100308R	10.4	6.35	3.4	7	ZDMT100308L	10.4	6.35	3.4	15
	ZPMT13T308R	13.3	7.938	3.79	11	ZDMT13T308L	12.9	7.938	3.79	15
	ZPMT160408R	16	9.525	4.76	11	ZPMT160408L	16.45	9.525	4.76	11
	ZPMT170508R	17	11	5.56	11	ZPMT200508L	20.4	11	5.56	11

可转位立铣刀(削平柄)
Indexable End Mills



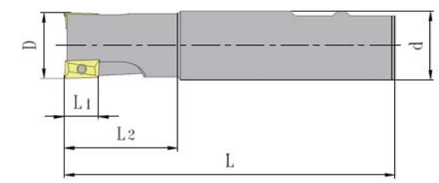

货号	型号	D	d	L	L1	L2	刀片型号	数量	螺 钉	扳 手
840.0225.158	CAX20–120	20	20	120	10.3	35	ZCMT100308R	3	M2.5x6x60°	T7
840.0226.158	CAX25–130	25	25	130	13.5	40	ZPMT13T308R	3	M3X7x60°	T8
840.0227.158	CAX32–140	32	32	140	15.9	50	ZPMT160408R	3	M4X9x60°	T15
840.0228.158	CAX40–150	40	40	150	17	60	ZPMT160408R	4	M4X9x60°	T15

☆刀片尺寸

刀体型号	刀片型号	L	B	H	a	刀片型号	L	B	H	a
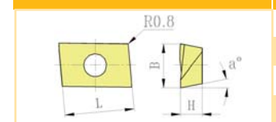	ZCMT100308R	10.4	6.35	3.4	7	ZDMT100308L	10.4	6.35	3.4	15
	ZPMT13T308R	13.3	7.938	3.79	11	ZDMT13T308L	12.9	7.938	3.79	15
	ZPMT160408R	16	9.525	4.76	11	ZPMT160408L	16.45	9.525	4.76	11
	ZPMT170508R	17	11	5.56	11	ZPMT200508L	20.4	11	5.56	11

7/24锥柄整体钻铣刀
7/24 Taper Shank Monolithic Drilling Mills

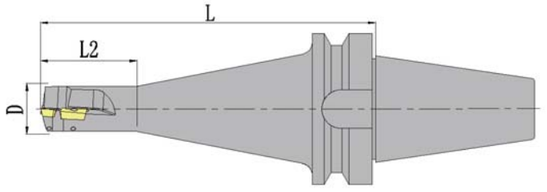

货号	型　号	D	L	L2	圆周刀片		端齿刀片		螺　钉	扳手
					型　号	数量	型　号	数量		
840.0221.159	JT40-ZA20-85	20	85	40	ZCMT100308RP	2	ZDMT100308LP	1	M2.5x6x60°	T7
840.0222.159	JT40-ZA20-115	20	115	50	ZCMT100308RP	2	ZDMT100308LP	1	M2.5x6x60°	T7
840.0223.159	JT40-ZA20-140	20	140	40	ZCMT100308RP	2	ZDMT100308LP	1	M2.5x6x60°	T7
840.0224.159	JT40-ZA25-85	25	85	45	ZPMT13T308RP	2	ZDMT13T308LP	1	M3X7x60°	T8
840.0225.159	JT40-ZA25-115	25	115	55	ZPMT13T308RP	2	ZDMT13T308LP	1	M3X7x60°	T8
840.0226.159	JT40-ZA25-140	25	140	45	ZPMT13T308RP	2	ZDMT13T308LP	1	M3X7x60°	T8
840.0227.159	JT40-ZA32-85	32	85	50	ZPMT160408RP	2	ZPMT160408LP	1	M4X9x60°	T15
840.0228.159	JT40-ZA32-115	32	115	60	ZPMT160408RP	2	ZPMT160408LP	1	M4X9x60°	T15
840.0229.159	JT40-ZA32-140	32	140	50	ZPMT160408RP	2	ZPMT160408LP	1	M4X9x60°	T15
840.0230.159	JT40-ZA40-85	40	85	55	ZPMT170508RP	2	ZPMT200508LP	1	M5X11x60°	T15
840.0231.159	JT40-ZA40-115	40	115	65	ZPMT170508RP	2	ZPMT200508LP	1	M5X11x60°	T15
840.0232.159	JT40-ZA40-140	40	140	50	ZPMT170508RP	2	ZPMT200508LP	1	M5X11x60°	T15
840.0121.159	BT40-ZA20-85	20	85	40	ZCMT100308RP	2	ZDMT100308LP	1	M2.5x6x60°	T7
840.0122.159	BT40-ZA20-115	20	115	50	ZCMT100308RP	2	ZDMT100308LP	1	M2.5x6x60°	T7
840.0123.159	BT40-ZA20-140	20	140	40	ZCMT100308RP	2	ZDMT100308LP	1	M2.5x6x60°	T7
840.0124.159	BT40-ZA25-85	25	85	45	ZPMT13T308RP	2	ZDMT13T308LP	1	M3X7x60°	T8
840.0125.159	BT40-ZA25-115	25	115	55	ZPMT13T308RP	2	ZDMT13T308LP	1	M3X7x60°	T8
840.0126.159	BT40-ZA25-140	25	140	45	ZPMT13T308RP	2	ZDMT13T308LP	1	M3X7x60°	T8
840.0127.159	BT40-ZA32-85	32	85	50	ZPMT160408RP	2	ZPMT160408LP	1	M4X9x60°	T15
840.0128.159	BT40-ZA32-115	32	115	60	ZPMT160408RP	2	ZPMT160408LP	1	M4X9x60°	T15
840.0129.159	BT40-ZA32-140	32	140	50	ZPMT160408RP	2	ZPMT160408LP	1	M4X9x60°	T15
840.0130.159	BT40-ZA40-85	40	85	55	ZPMT170508RP	2	ZPMT200508LP	1	M5X11x60°	T15
840.0131.159	BT40-ZA40-115	40	115	65	ZPMT170508RP	2	ZPMT200508LP	1	M5X11x60°	T15
840.0132.159	BT40-ZA40-140	40	140	50	ZPMT170508RP	2	ZPMT200508LP	1	M5X11x60°	T15

注：加工铝合金时配用刀片型号尾加P，加工铸铁、钢时配用刀片型号尾不加P。

HSK柄整体钻铣刀
HSK Shank Monolithic Drilling Mills

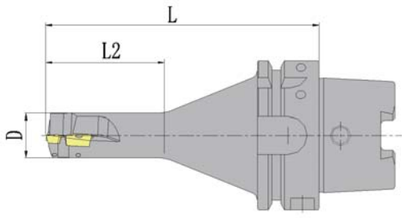

货号	型　号	D	L	L2	圆周刀片		端齿刀片		螺　钉	扳手
					型　号	数量	型　号	数量		
840.0021.159	HSK-A63-ZA20-85	20	85	40	ZCMT100308RP	2	ZDMT100308LP	1	M2.5x6x60°	T7
840.0022.159	HSK-A63-ZA20-115	20	115	50	ZCMT100308RP	2	ZDMT100308LP	1	M2.5x6x60°	T7
840.0223.159	HSK-A63-ZA20-140	20	140	40	ZCMT100308RP	2	ZDMT100308LP	1	M2.5x6x60°	T7
840.0224.159	HSK-A63-ZA25-85	25	85	45	ZPMT13T308RP	2	ZDMT13T308LP	1	M3X7x60°	T8
840.0225.159	HSK-A63-ZA25-115	25	115	55	ZPMT13T308RP	2	ZDMT13T308LP	1	M3X7x60°	T8
840.0226.159	HSK-A63-ZA25-140	25	140	45	ZPMT13T308RP	2	ZDMT13T308LP	1	M3X7x60°	T8
840.0227.159	HSK-A63-ZA32-85	32	85	50	ZPMT160408RP	2	ZPMT160408LP	1	M4X9x60°	T15
840.0228.159	HSK-A63-ZA32-115	32	115	60	ZPMT160408RP	2	ZPMT160408LP	1	M4X9x60°	T15
840.0229.159	HSK-A63-ZA32-140	32	140	50	ZPMT160408RP	2	ZPMT160408LP	1	M4X9x60°	T15
840.0230.159	HSK-A63-ZA40-85	40	85	55	ZPMT170508RP	2	ZPMT200508LP	1	M5X11x60°	T15
840.0231.159	HSK-A63-ZA40-115	40	115	65	ZPMT170508RP	2	ZPMT200508LP	1	M5X11x60°	T15
840.0232.159	HSK-A63-ZA40-140	40	140	50	ZPMT170508RP	2	ZPMT200508LP	1	M5X11x60°	T15

注：加工铝合金时配用刀片型号尾加P，加工铸铁、钢时配用刀片型号尾不加P。

7/24锥柄整体立铣刀
7/24 Taper Shank Monolithic End Mills

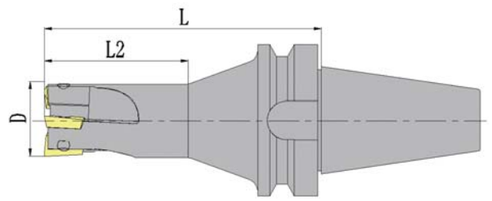

货号	型　号	D	L	L2	刀片型号	数　量	螺　钉	扳手
840.0201.159	JT40-CA20-85	20	85	40	ZCMT100308RP	3	M2.5x6x60°	T7
840.0202.159	JT40-CA20-115	20	115	50	ZCMT100308RP	3	M2.5x6x60°	T7
840.0203.159	JT40-CA20-140	20	140	40	ZCMT100308RP	3	M2.5x6x60°	T7
840.0204.159	JT40-CA25-85	25	85	45	ZPMT13T308RP	3	M3X7x60°	T8
840.0205.159	JT40-CA25-115	25	115	55	ZPMT13T308RP	3	M3X7x60°	T8
840.0206.159	JT40-CA25-140	25	140	45	ZPMT13T308RP	3	M3X7x60°	T8
840.0207.159	JT40-CA32-85	32	85	50	ZPMT160408RP	3	M4X9x60°	T15
840.0208.159	JT40-CA32-115	32	115	60	ZPMT160408RP	3	M4X9x60°	T15
840.0209.159	JT40-CA32-140	32	140	50	ZPMT160408RP	3	M4X9x60°	T15
840.0210.159	JT40-CA40-85	40	85	55	ZPMT160408RP	4	M4X9x60°	T15
840.0211.159	JT40-CA40-115	40	115	65	ZPMT160408RP	4	M4X9x60°	T15
840.0212.159	JT40-CA40-140	40	140	55	ZPMT160408RP	4	M4X9x60°	T15
840.0101.159	BT40-CA20-85	20	85	40	ZCMT100308RP	3	M2.5x6x60°	T7
840.0102.159	BT40-CA20-115	20	115	50	ZCMT100308RP	3	M2.5x6x60°	T7
840.0103.159	BT40-CA20-140	20	140	40	ZCMT100308RP	3	M2.5x6x60°	T7
840.0104.159	BT40-CA25-85	25	85	45	ZPMT13T308RP	3	M3X7x60°	T8
840.0105.159	BT40-CA25-115	25	115	55	ZPMT13T308RP	3	M3X7x60°	T8
840.0106.159	BT40-CA25-140	25	140	45	ZPMT13T308RP	3	M3X7x60°	T8
840.0107.159	BT40-CA32-85	32	85	50	ZPMT160408RP	3	M4X9x60°	T15
840.0108.159	BT40-CA32-115	32	115	60	ZPMT160408RP	3	M4X9x60°	T15
840.0109.159	BT40-CA32-140	32	140	50	ZPMT160408RP	3	M4X9x60°	T15
840.0110.159	BT40-CA40-85	40	85	55	ZPMT160408RP	4	M4X9x60°	T15
840.0111.159	BT40-CA40-115	40	115	65	ZPMT160408RP	4	M4X9x60°	T15
840.0112.15	BT40-CA40-140	40	140	55	ZPMT160408RP	4	M4X9x60°	T15

注：加工铝合金时配用刀片型号尾加P，加工铸铁、钢时配用刀片型号尾不加P。

HSK柄整体立铣刀
HSK Shank Monolithic End Mills

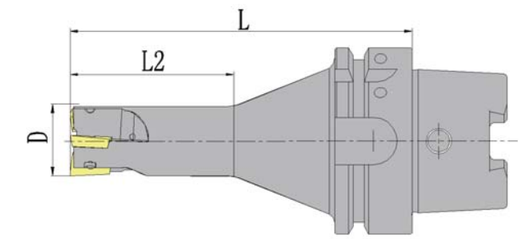

货号	型　号	D	L	L2	刀片型号	数　量	螺　钉	扳手
840.0001.159	HSK-A63-ZA20-85	20	85	40	ZCMT100308RP	3	M2.5x6x60°	T7
840.0002.159	HSK-A63-ZA20-115	20	115	50	ZCMT100308RP	3	M2.5x6x60°	T7
840.0003.159	HSK-A63-ZA20-140	20	140	40	ZCMT100308RP	3	M2.5x6x60°	T7
840.0004.159	HSK-A63-ZA25-85	25	85	45	ZPMT13T308RP	3	M3X7x60°	T8
840.0005.159	HSK-A63-ZA25-115	25	115	55	ZPMT13T308RP	3	M3X7x60°	T8
840.0006.159	HSK-A63-ZA25-140	25	140	45	ZPMT13T308RP	3	M3X7x60°	T8
840.0007.159	HSK-A63-ZA32-85	32	85	50	ZPMT160408RP	3	M4X9x60°	T15
840.0008.159	HSK-A63-ZA32-115	32	115	60	ZPMT160408RP	3	M4X9x60°	T15
840.0009.159	HSK-A63-ZA32-140	32	140	50	ZPMT160408RP	3	M4X9x60°	T15
840.0010.159	HSK-A63-ZA40-85	40	85	55	ZPMT160408RP	4	M4X9x60°	T15
840.0011.159	HSK-A63-ZA40-115	40	115	65	ZPMT160408RP	4	M4X9x60°	T15
840.0012.159	HSK-A63-ZA40-140	40	140	50	ZPMT160408RP	4	M4X9x60°	T15

注：加工铝合金时配用刀片型号尾加P，加工铸铁、钢时配用刀片型号尾不加P。

☆ 推荐切削参数

切削用量 / 工件材料	切削速度（m/min）	每齿进给量（mm/Z）	切削深度（mm）
铝合金	250-400	0.06-0.15	2.0-12
铸　铁	140-200	0.06-0.15	2.0-12
低碳钢	150-250	0.06-0.15	2.0-12

可转位模具铣刀

我公司生产的系列可转位模具铣刀产品适用于数控机床和仿形铣床上进行凹腔、内外轮廓、弧形、沟槽的铣削。合理的结构设计和刀片的选配，保证了切削的稳定和加工质量。该系列产品有120°球头精铣刀，直柄模具铣刀和平面模具铣刀。全部系列产品可满足模具行业以及其它行业用户的需求。

可转位球头粗铣刀
Indexable Ballnose Rough Mills

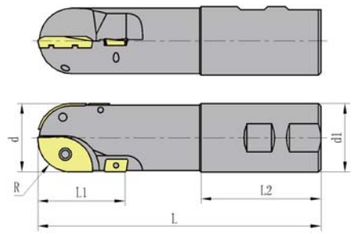

货号	型号	尺寸					内刃刀片数量	外刃刀片数量	圆周刃刀片数量	柄部形式
		d	D1	L	L_1	L_2				
840.0207.280	SQD20B-19XT	20	20	120	19	50	1	1	–	GB/T6131.2-2006
840.0208.280	SQD25B-24XT	25	25	136	24	56	1	1	–	GB/T6131.2-2006
840.0209.280	SQD30B-28XT	30	32	160	28	60	1	1	–	GB/T6131.2-2006
840.0210.280	SQD40B-54XT	40	40	200	54	70	1	1	2	GB/T6131.2-2006
840.0211.280	SQD50B-63XT	50	50	200	63	80	1	1	2	GB/T6131.2-2006

☆配用的部件

型　号	内刃刀片	外刃刀片	螺　钉	扳　手	圆周刃刀片	螺　钉	扳　手
SQD20B-19XT	SRG20C	SRG20E	M3X7X60°	T8	–	–	–
SQD25B-24XT	SRG25C	SRG25E	M4X9X60°	T15	–	–	–
SQD30B-28XT	SRG30C	SRG30E	M5X13X82°	T20	–	–	–
SQD40B-54XT	SRG40C	SRG40E	M6X12X60°	T20	APMT1604PDER-	M4X7X60°	T15
SQD50B-63XT	SRG50C	SRG50E	M6X16X60°	T20	APMT1604PDER-	M4X9X60°	T15

☆刀片尺寸

刀片简图	刀片型号	A	B	a1	a2	T	R
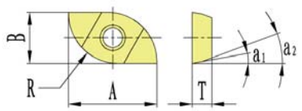	SRG20C	19	10.2	10°	18°	4.6	10
	SRG20E	15.2	8.5	9°	–	4.6	10
	SRG25C	24	12.8	10°	18°	5.5	12.5
	SRG25E	20.5	10.2	9°	–	5.5	12.5
	SRG30C	28	15.3	10°	18°	7	15
	SRG30E	25.2	12.2	9°	–	7	15
	SRG40C	36	20.5	11°	–	8.0	20
	SRG40E	32	16.6	11°	–	8.0	20
	SRG50C	40	26	11°	–	8.5	25
	SRG50E	35.8	20	11°	–	8.5	25
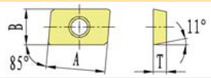	APMT1604 PDER-H2	16.5	9.525	11°	——	4.76	——

☆ 推荐切削参数

切削用量 / 工件材料	切削速度（m/min）	每齿进给量（mm/z)
合金工具钢	120–200	0.08–0.2
铸造工具钢	160–250	0.1–0.4
铸铁	160–300	0.1–0.4

可转位球头精铣刀（标准型）
Indexable Ballnose Finishing Mills (Standard)



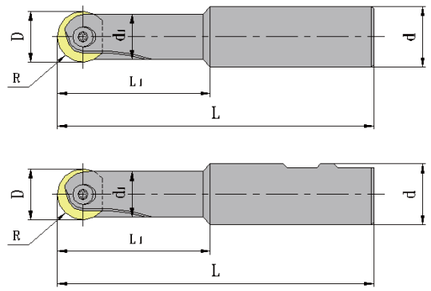

普通直柄

货 号	型 号	R	D	d(h6)	d1	L	L1
840.0070.280	FQZ008R4	4	8	12	6.5	100	30
840.0071.280	FQZ010R5	5	10	12	8	100	30
840.0072.280	FQZ012R6	6	12	12	10	130	32
840.0073.280	FQZ016R8	8	16	16	14	150	36
840.0074.280	FQZ020R10	10	20	20	17	160	45
840.0075.280	FQZ025R12.5	12.5	25	25	21	180	45
840.0076.280	FQZ032R16	16	32	32	26	200	45

削平直柄

货 号	型 号	R	D	d(h6)	d1	L	L1
840.0080.280	FQX008R4	4	8	12	6.5	100	30
840.0081.280	FQX010R5	5	10	12	8	100	30
840.0082.280	FQX012R6	6	12	12	10	130	32
840.0083.280	FQX016R8	8	16	16	14	150	36
840.0084.280	FQX020R10	10	20	20	17	160	45
840.0085.280	FQX025R12.5	12.5	25	25	21	180	45
840.0086.280	FQX032R16	16	32	32	26	200	45

☆ 配用部件

刀体型号		刀片（进口）	螺钉（进口）	扳 手
普通直柄	削平直柄			
FQZ008R4	FQX008R4	BNM－080	FSW－2506	T06
FQZ010R5	FQX010R5	BNM－100	FSW－3007	T08
FQZ012R6	FQX012R6	BNM－120	FSW－3509	T10
FQZ016R8	FQX016R8	BNM－160	FSW－4013	T15
FQZ020R10	FQX020R10	BNM－200	FSW－5016	T20
FQZ025R12.5	FQX025R12.5	BNM－250	FSW－6020	T30
FQZ032R16	FQX032R16	BNM－320	FSW－8025	T40

☆ 推荐切削参数

工件材料	精 加 工		
	切削速度（m/min）	每齿进给量（mm/Z）	切削深度（mm）
钢	200–250	0.10–0.25	0.50–1
铸铁	120–150	0.10–0.40	0.50–1

可转位球头精铣刀（加长型）
Indexable Ballnose Finishing Mills (Extended Version)



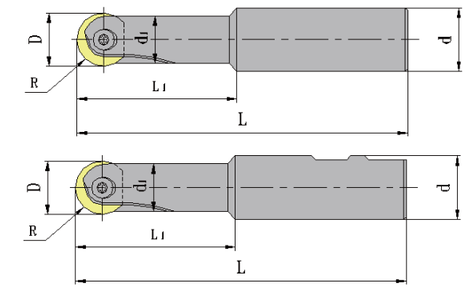

普通直柄

货 号	型 号	R	D	d(h6)	d1	L	L1
840.0091.280	FQZ108R4	4	8	12	6.5	140	45
840.0092.280	FQZ110R5	5	10	12	8	150	55
840.0093.280	FQZ112R6	6	12	12	10	160	58
840.0094.280	FQZ116R8	8	16	16	14	200	65
840.0095.280	FQZ120R10	10	20	20	17	200	76
840.0096.280	FQZ120R10L	10	20	20	17	225	76
840.0097.280	FQZ120R10C	10	20	20	17	250	76
840.0098.280	FQZ125R12.5	12.5	25	25	21	210	98
840.0099.280	FQZ125R12.5L	12.5	25	25	21	250	98
840.0100.280	FQZ132R16	16	32	32	26	250	98
840.0101.280	FQZ132R16L	16	32	32	26	280	98

削平直柄

货 号	型 号	R	D	d(h6)	d1	L	L1
840.0111.280	FQX108R4	4	8	12	6.5	140	45
840.0112.280	FQX110R5	5	10	12	8	150	55
840.0113.280	FQX112R6	6	12	12	10	160	58
840.0114.280	FQX116R8	8	16	16	14	200	65
840.0115.280	FQX120R10	10	20	20	17	200	76
840.0116.280	FQX120R10L	10	20	20	17	225	76
840.0117.280	FQX120R10C	10	20	20	17	250	76
840.0118.280	FQX125R12.5	12.5	25	25	21	210	98
840.0119.280	FQX125R12.5L	12.5	25	25	21	250	98
840.0120.280	FQX132R16	16	32	32	26	250	98
840.0121.280	FQX132R16L	16	32	32	26	280	98

☆配用部件

刀体型号		刀片（进口）	螺钉（进口）	扳　手
普通直柄	削平直柄			
FQZ108R4	FQX108R4	BNM－080	FSW－2506	T06
FQZ110R5	FQX110R5	BNM－100	FSW－3007	T08
FQZ112R6	FQX112R6	BNM－120	FSW－3509	T10
FQZ116R8	FQX116R8	BNM－160	FSW－4013	T15
FQZ120R10	FQX120R10	BNM－200	FSW－5016	T20
FQZ120R10L	FQX120R10L	BNM－200	FSW－5016	T20
FQZ120R10C	FQX120R10C	BNM－200	FSW－5016	T20
FQZ125R12.5	FQX125R12.5	BNM－250	FSW－6020	T30
FQZ125R12.5L	FQX125R12.5L	BNM－250	FSW－6020	T30
FQZ132R16	FQX132R16	BNM－320	FSW－8025	T40
FQZ132R16L	FQX132R16L	BNM－320	FSW－8025	T40

7/24锥柄整体模具铣刀
7/24 Taper Shank Monolithic Face Mills for Molds

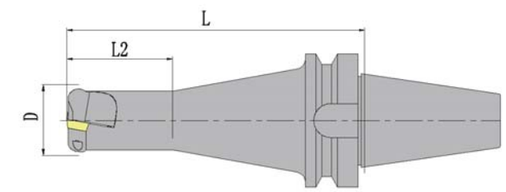

货号	型　号	D	L	L2	刀片型号	数　量	螺　钉	扳手
840.0241.159	JT40–FR20–85	20	85	40	RDET1003MOE	1	M4x7x60°	T15
840.0242.159	JT40–FR20–115	20	115	50	RDET1003MOE	1	M4x7x60°	T15
840.0243.159	JT40–FR20–140	20	140	40	RDET1003MOE	1	M4x7x60°	T15
840.0244.159	JT40–FR25–85	25	85	45	RDET1003MOE	2	M4x7x60°	T15
840.0245.159	JT40–FR25–115	25	115	55	RDET1003MOE	2	M4x7x60°	T15
840.0246.159	JT40–FR25–140	25	140	45	RDET1003MOE	2	M4x7x60°	T15
840.0247.159	JT40–FR32–85	32	85	50	RDET12T3MOE	2	M4x9x60°	T15
840.0248.159	JT40–FR32–115	32	115	60	RDET12T3MOE	2	M4x9x60°	T15
840.0249.159	JT40–FR32–140	32	140	50	RDET12T3MOE	2	M4x9x60°	T15
840.0250.159	JT40–FR40–85	40	85	55	RDET12T3MOE	3	M4x9x60°	T15
840.0251.159	JT40–FR40–115	40	115	65	RDET12T3MOE	3	M4x9x60°	T15
840.0252.159	JT40–FR40–140	40	140	55	RDET12T3MOE	3	M4x9x60°	T15
840.0141.159	BT40–FR20–85	20	85	40	RDET1003MOE	1	M4x7x60°	T15
840.0142.159	BT40–FR20–115	20	115	50	RDET1003MOE	1	M4x7x60°	T15
840.0143.159	BT40–FR20–140	20	140	40	RDET1003MOE	1	M4x7x60°	T15
840.0144.159	BT40–FR25–85	25	85	45	RDET1003MOE	2	M4x7x60°	T15
840.0145.159	BT40–FR25–115	25	115	55	RDET1003MOE	2	M4x7x60°	T15
840.0146.159	BT40–FR25–140	25	140	45	RDET1003MOE	2	M4x7x60°	T15
840.0147.159	BT40–FR32–85	32	85	50	RDET12T3MOE	2	M4x9x60°	T15
840.0148.159	BT40–FR32–115	32	115	60	RDET12T3MOE	2	M4x9x60°	T15
840.0149.159	BT40–FR32–140	32	140	50	RDET12T3MOE	2	M4x9x60°	T15
840.0150.159	BT40–FR40–85	40	85	55	RDET12T3MOE	3	M4x9x60°	T15
840.0151.159	BT40–FR40–115	40	115	65	RDET12T3MOE	3	M4x9x60°	T15
840.0152.159	BT40–FR40–140	40	140	55	RDET12T3MOE	3	M4x9x60°	T15

注：加工铝合金时配用刀片型号为RDET***，加工铸铁、钢时配用刀片型号为RDHX**。

HSK柄整体模具铣刀
HSK Shank Monolithic Face Mills for Molds

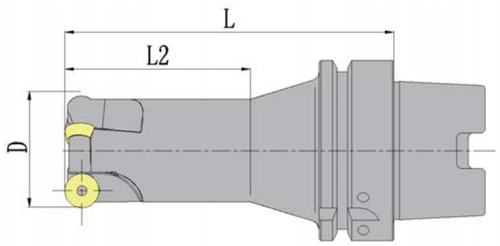

货号	型　号	D	L	L2	刀片型号	数　量	螺　钉	扳手
840.0041.159	HSK-A63-FR20-85	20	85	40	RDET1003MOE	2	M4x7x60°	T15
840.0042.159	HSK-A63-FR20-115	20	115	50	RDET1003MOE	2	M4x7x60°	T15
840.0043.159	HSK-A63-FR20-140	20	140	40	RDET1003MOE	2	M4x7x60°	T15
840.0044.159	HSK-A63-FR25-85	25	85	45	RDET1003MOE	2	M4x7x60°	T15
840.0045.159	HSK-A63-FR25-115	25	115	55	RDET1003MOE	2	M4x7x60°	T15
840.0046.159	HSK-A63-FR25-140	25	140	45	RDET1003MOE	2	M4x7x60°	T15
840.0047.159	HSK-A63-FR32-85	32	85	50	RDET12T3MOE	3	M4x9x60°	T15
840.0048.159	HSK-A63-FR32-115	32	115	60	RDET12T3MOE	3	M4x9x60°	T15
840.0049.159	HSK-A63-FR32-140	32	140	50	RDET12T3MOE	3	M4x9x60°	T15
840.0050.159	HSK-A63-FR40-85	40	85	55	RDET12T3MOE	3	M4x9x60°	T15
840.0051.159	HSK-A63-FR40-115	40	115	65	RDET12T3MOE	3	M4x9x60°	T15
840.0052.159	HSK-A63-FR40-140	40	140	55	RDET12T3MOE	3	M4x9x60°	T15

注：加工铝合金时配用刀片型号为RDET***，加工铸铁、钢时配用刀片型号为RDHX**。

圆刀片直柄模具铣刀
Round Insert Straight Shank Mills for Molds



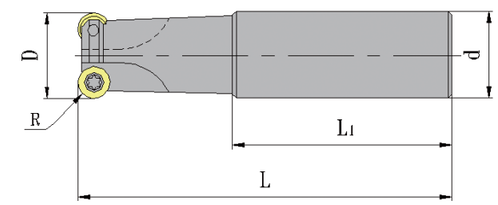

普通直柄

货　号	型　号	R	d	D	L	L1	刀片(进口)	螺　钉	齿数
840.0010.280	FRZ016R3.5	3.5	16	12	80	50	RDHX0702MO	M2.5x6x60°	1
840.0011.280	FRZ016R5	5	16	16	120	80	RDHX1003MO	M3.5x7x60°	1
840.0012.280	FRZ020R5	5	20	20	140	85	RDHX1003MO	M3.5x7x60°	1
840.0013.280	FRZ025R5	5	25	25	150	90	RDHX1003MO	M3.5x7x60°	2
840.0014.280	FRZ032R5L	5	32	32	210	110	RDHX1003MO	M3.5x7x60°	2
840.0015.280	FRZ032R6	6	32	34	160	90	RDHX12T3MO	M3.5x9x60°	2
840.0016.280	FRZ032R6L	6	32	42	240	140	RDHX12T3MO	M3.5x9x60°	3
840.0017.280	FRZ040R8	8	40	54	160	90	RDHX1604MO	M5x10x60°	3
840.0018.280	FRZ040R8L	8	40	54	240	140	RDHX1604MO	M5x10x60°	3
840.0019.280	FRZ040R8C	8	40	54	280	180	RDHX1604MO	M5x10x60°	3

圆刀片直柄模具铣刀
Round Insert Straight Shank Mills for Molds

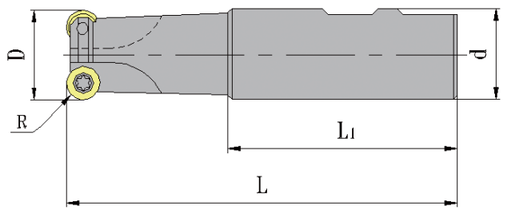

削平直柄

货 号	型 号	R	d	D	L	L1	刀片(进口)	螺 钉	齿数
840.0020.280	FRX016R3.5	3.5	16	12	80	50	RDHX0702MO	M2.5x6x60°	1
840.0021.280	FRX016R5	5	16	16	120	80	RDHX1003MO	M3.5x7x60°	1
840.0022.280	FRX020R5	5	20	20	140	85	RDHX1003MO	M3.5x7x60°	1
840.0023.280	FRX025R5	5	25	25	150	90	RDHX1003MO	M3.5x7x60°	2
840.0024.280	FRX032R5L	5	32	32	210	110	RDHX1003MO	M3.5x7x60°	2
840.0025.280	FRX032R6	6	32	34	160	90	RDHX12T3MO	M3.5x9x60°	2
840.0026.280	FRX032R6L	6	32	42	240	140	RDHX12T3MO	M3.5x9x60°	3
840.0027.280	FRX040R8	8	40	54	160	90	RDHX1604MO	M5x10x60°	3
840.0028.280	FRX040R8L	8	40	54	240	140	RDHX1604MO	M5x10x60°	3
840.0029.280	FRX040R8C	8	40	54	280	180	RDHX1604MO	M5x10x60°	3

K

圆刀片平面模具铣刀
Round Insert Face Mills for Molds

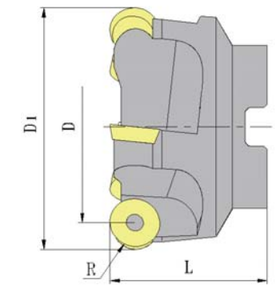

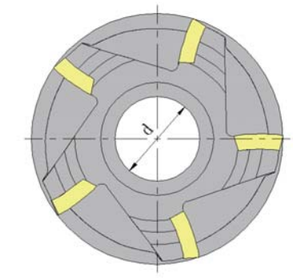

货 号	型 号	R	d	D	D1	L	刀片(进口)	螺 钉	齿数
840.0030.280	FRD050R6	6	22	38	50	40	RDHX12T3MO(进口)	M3.5×9×60°	4
840.0031.280	FRD063R6	6	22	51	63	40	RDHX12T3MO(进口)	M3.5×9×60°	4
840.0032.280	FRD080R6	6	27	68	80	50	RDHX12T3MO(进口)	M3.5×9×60°	6
840.0033.280	FRD100R6	6	32	88	100	50	RDHX12T3MO(进口)	M3.5×9×60°	6
840.0034.280	FRD063R8	8	22	47	63	50	RDHX1604MO(进口)	M5×10×60°	4
840.0035.280	FRD080R8	8	27	64	80	50	RDHX1604MO(进口)	M5×10×60°	5
840.0036.280	FRD100R8	8	32	84	100	50	RDHX1604MO(进口)	M5×10×60°	5
840.0037.280	FRD125R8	8	40	109	125	50	RDHX1604MO(进口)	M5×10×60°	6

圆刀片模具铣刀推荐切削参数

切削用量 / 工件材料	切削速度（m/min）		每齿进给量（mm/Z）	
	粗铣	精铣	粗铣	精铣
钢	60–100	80–150	0.1–0.3	0.08–0.15
不锈钢	60–80	90–100	0.1–0.3	0.08–0.15
铸 铁	60–90	100–150	0.1–0.3	0.08–0.15

K

立装可转位铣刀

我公司推出的立装可转位铣刀可满足用户的各种特型加工需求，合理的结构设计和刀片选配，使可转位铣刀具有更加稳定的加工精度。先进的CAD/CAM辅助设计和制造，使公司在专用刀具设计和加工方面有很强的竞争实力，能快速满足用户的需求。

立装可转位铣刀具有以下特点：

1.刀片采用切向安装，切削力方向合金刀片截面大，抗压力强度高，因而可进行大切深，大走刀量铣削。

2.刀片采用切削力夹紧，随着切削力增大夹紧力增大，省去了夹紧元件，设计时可使排屑槽增大，结构简单紧凑。

3.刀片只用了一个螺钉固定在刀槽上，结构简单，转位方便，刀具具有较少的零件。

目录

立装可转位铣刀

45° 可转位平面粗铣刀6D6B……L01
45° 可转位平面粗铣刀5D2U……L02
60° 可转位平面粗铣刀6C2K……L03
60° 可转位平面粗铣刀5C2K……L04
60° 可转位平面粗铣刀6C2L……L05
70° 可转位平面粗铣刀6X2K……L06
70° 可转位平面粗铣刀6X4S……L07
88° 可转位平面粗铣刀6L6B……L08
88° 可转位平面粗铣刀6L2K……L09
90° 可转位平面粗铣刀6X2A……L10
90° 可转位平面粗铣刀6X2D……L11
90° 可转位平面粗铣刀6J2K……L12
90° 可转位平面粗铣刀5J2K……L13
90° 可转位平面粗铣刀5J2V……L14
90° 可转位平面粗铣刀6J2L……L15
45° 可转位平面粗精复合铣刀6DKB……L16
60° 可转位平面粗精复合铣刀6CKK……L17
70° 可转位平面粗精复合铣刀6X4S-F……L18
90° 可转位平面粗精复合铣刀6JKB……L19
90° 可转位平面粗精复合铣刀6JKK……L20
90° 可转位平面精铣刀6F2K……L21
可转位平面铣刀安装尺寸……L22
可转位槽铣刀35L5A、35L5B……L24
可转位槽铣刀35J9B、35J9D、35J9K…L25
可转位槽铣刀35J9X……L28
可转位精切槽铣刀35FBB……L31
可转位两面刃铣刀25J9X、25J9D……L34
可转位螺旋立铣刀26J4P……L36
可转位螺旋立铣刀26J1J……L38
套式可转位螺旋立铣刀26U1M……L39
可转位高效螺旋立铣刀29J2A……L40
可转位立铣刀16J1A、16J1D……L42
可转位T型槽铣刀16T……L43
可转位立铣刀670C……L44
可转位倒角铣刀670C-XX° ……L45
可转位内螺纹旋风铣刀NLD……L46
可转位粗镗刀……L47
立装可转位铣刀使用说明……L48
立装可转位铣刀切削用量推荐表……L48
立装可转位铣刀刀片外形尺寸……L49

可转位平面粗铣刀 (主偏角45°、轴向正前角、径向负前角)

Indexable Face Rough Mills

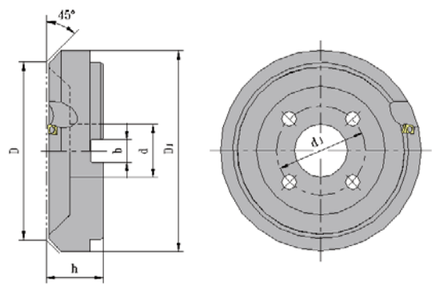

货 号	型 号	D	h	D1	齿数	刀片型号	螺钉	安装齿数			安装形式
								d	b	d1	
840.0001.290	6D6B100	100	50	127.6	8	LSE323R02	SM40–09	32	14.4	–	B
841.0002.290	6D6B100L	100	50	127.6	8	LSE323L02	SM40–09	32	14.4	–	B
840.0003.290	6D6B125	125	50	152.6	9	LSE323R02	SM40–09	40	16.4	–	B
841.0004.290	6D6B125L	125	50	152.6	9	LSE323L02	SM40–09	40	16.4	–	B
840.0005.290	6D6B160	160	50	187.6	10	LSE323R02	SM40–09	40	16.4	–	B
841.0006.290	6D6B160L	160	50	187.6	10	LSE323L02	SM40–09	40	16.4	–	B
840.0007.290	6D6B200	200	63	227.6	12	LSE323R02	SM40–09	60	25.7	101.6	C
841.0008.290	6D6B200L	200	63	227.6	12	LSE323L02	SM40–09	60	25.7	101.6	C
840.0009.290	6D6B250	250	63	277.6	14	LSE323R02	SM40–09	60	25.7	101.6	C
841.0010.290	6D6B250L	250	63	277.6	14	LSE323L02	SM40–09	60	25.7	101.6	C

搬手78120－417、搬手头78120－417/2－2

☆6D6B系列为正负前角铣刀，用于粗加工钢、铸铁及灰口铸铁等材料。

☆最大切深7mm，适用于小功率机床或小切深铣削。

可转位平面粗铣刀 (主偏角45°、轴向正前角、径向正前角)

Indexable Face Rough Mills

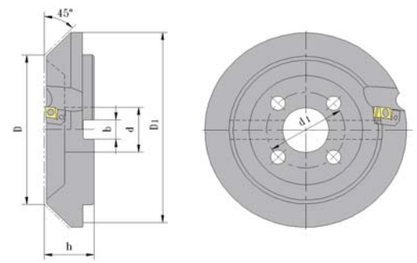

货 号	型 号	D	h	D1	刀片型号	L座	齿数	安装齿数			安装形式
								d	b	d1	
840.0030.290	5D2U160V	160	63	221.5	LSE346R01–M	NEB04R50	7	40	16.4	–	B
840.0031.290	5D2U200V	200	63	261.1	LSE346R01–M	NEB04R50	8	60	25.7	101.6	C
840.0035.290	5D2U200W	200	63	261.1	LSE346R01–M	NEB04R50	10	60	25.7	101.6	C
840.0032.290	5D2U250V	250	63	310.8	LSE346R01–M	NEB04R50	10	60	25.7	101.6	C
840.0036.290	5D2U250W	250	63	310.8	LSE346R01–M	NEB04R50	14	60	25.7	101.6	C
840.0033.290	5D2U315V	315	80	375.5	LSE346R01–M	NEB04R50	12	60	25.7	101.6+177.8	C
840.0037.290	5D2U315W	315	80	375.5	LSE346R01–M	NEB04R50	16	60	25.7	101.6+177.8	C

螺钉SM50–19–T20、扳手78120–417、搬手头78120–T20

☆5D2U系列最大切深12mm，由于刀片具有圆弧形前刃面，所以该铣刀形成双正前角。可用于不稳定条件下的铣削（如焊接结构件）以及加工特殊材料、耐热材料和奥氏体材料等。特别适用于在镗铣床上的铣削加工。

可转位平面粗铣刀 (主偏角60°、轴向正前角、径向负前角)

Indexable Face Rough Mills

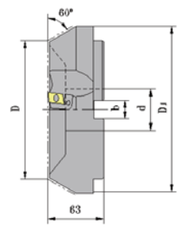

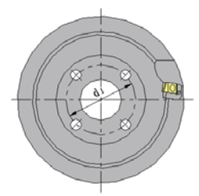

货 号	型 号	D	D1	齿数	刀片型号	L座	螺 钉	安装齿数			安装形式
								d	b	d1	
840.0100.290	6C2K160	160	192.5	8	LSE434R01	NE04－10	SM50－16－T20	40	16.4	–	B
841.0101.290	6C2K160L	160	192.5	8	LSE434L01	NE04－10	SM50－16－T20	40	16.4	–	B
840.0102.290	6C2K200	200	232.1	10	LSE434R01	NE04－10	SM50－16－T20	60	25.7	101.6	C
841.0103.290	6C2K200L	200	232.1	10	LSE434L01	NE04－10	SM50－16－T20	60	25.7	101.6	C
840.0104.290	6C2K250	250	281.9	12	LSE434R01	NE04－10	SM50－16－T20	60	25.7	101.6	C
841.0105.290	6C2K250L	250	281.9	12	LSE434L01	NE04－10	SM50－16－T20	60	25.7	101.6	C
840.0106.290	6C2K315	315	346.7	14	LSE434R01	NE04－10	SM50－16－T20	60	25.7	101.6+177.8	C
841.0107.290	6C2K315L	315	346.7	14	LSE434L01	NE04－10	SM50－16－T20	60	25.7	101.6+177.8	C
840.0108.290	6C2K400	400	431.7	16	LSE434R01	NE04－10	SM50－16－T20	60	25.7	101.6+177.8	C
841.0109.290	6C2K400L	400	431.7	16	LSE434L01	NE04－10	SM50－16－T20	60	25.7	101.6+177.8	C
840.0110.290	6C2K500	500	531.7	20	LSE434R01	NE04－10	SM50－16－T20	60	25.7	101.6+177.8	C
841.0111.290	6C2K500L	500	531.7	20	LSE434L01	NE04－10	SM50－16－T20	60	25.7	101.6+177.8	C

搬手 78120－417、 搬手头 78120－T20

☆6C2K系列为正负前角铣刀，用于粗加工钢、铸铁及灰口铸铁等材料。
☆最大切深13mm，适用于中型、重型的铣削加工。

可转位平面粗铣刀 (主偏角60°、轴向正前角)

Indexable Face Rough Mills



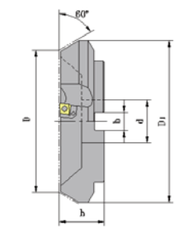

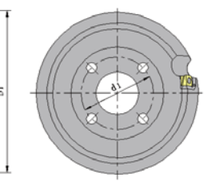

货 号	型 号	D	h	D1	齿数	安装尺寸			安装形式
						d	b	d1	
840.0200.290	5C2K125	125	63	152	6	40	16.4	–	B
840.0201.290	5C2K160	160	63	187	8	40	16.4	–	B
840.0202.290	5C2K200	200	63	227	10	60	25.7	101.6	C
840.0203.290	5C2K250	250	63	277	12	60	25.7	101.6	C
840.0204.290	5C2K315	315	80	342	14	60	25.7	101.6+177.8	C

刀片LSE435R100	螺 钉	扳 手	搬 手 头
或LPE435R100	SM50－16－T20	78120－417	78120－T20
L座NEB04－67	SM40－13		78120－417/2－2

☆5C2K系列最大切深为12mm，适用于中等功率机床或中等切深的铣削。可以加工铸铁、钢、合金钢、不锈钢、铝及非金属材料等。
☆该铣刀可以安装两种刀片，装LSE435R100刀片形成正负前角，用于加工高强度材料及带有夹砂的材料。装LPE435R100刀片形成双正前角，用于加工不锈钢、铝等。

可转位平面粗铣刀 (主偏角60°、轴向正前角、径向负前角)

Indexable Face Rough Mills



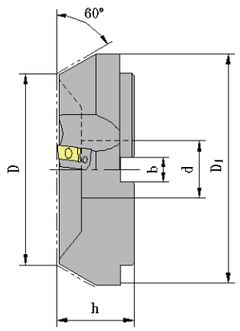

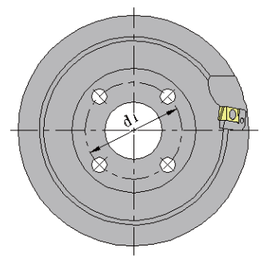

货 号	型 号	D	h	D_1	齿数	安装尺寸			安装形式
						d	b	d_1	
840.0230.290	6C2L200V	200	80	241.9	8	60	25.7	101.6	C
841.0231.290	6C2L200VL	200	80	241.9	8	60	25.7	101.6	C
840.0250.290	6C2L200W	200	80	241.9	10	60	25.7	101.6	C
841.0251.290	6C2L200WL	200	80	241.9	10	60	25.7	101.6	C
840.0232.290	6C2L250V	250	80	291.5	10	60	25.7	101.6	C
841.0233.290	6C2L250VL	250	80	291.5	10	60	25.7	101.6	C
840.0252.290	6C2L250W	250	80	291.5	14	60	25.7	101.6	C
841.0253.290	6C2L250WL	250	80	291.5	14	60	25.7	101.6	C
840.0234.290	6C2L315V	315	80	356.2	12	60	25.7	101.6+177.8	C
841.0235.290	6C2L315VL	315	80	356.2	12	60	25.7	101.6+177.8	C
840.0254.290	6C2L315W	315	80	356.2	16	60	25.7	101.6+177.8	C
841.0255.290	6C2L315WL	315	80	356.2	16	60	25.7	101.6+177.8	C
840.0236.290	6C2L400V	400	80	441	16	60	25.7	101.6+177.8	C
841.0237.290	6C2L400VL	400	80	441	16	60	25.7	101.6+177.8	C
840.0256.290	6C2L400W	400	80	441	22	60	25.7	101.6+177.8	C
841.0257.290	6C2L400WL	400	80	441	22	60	25.7	101.6+177.8	C
840.0238.290	6C2L500V	500	80	541	20	60	25.7	101.6+177.8	C
841.0239.290	6C2L500VL	500	80	541	20	60	25.7	101.6+177.8	C
840.0258.290	6C2L500W	500	80	541	28	60	25.7	101.6+177.8	C
841.0259.290	6C2L500WL	500	80	541	28	60	25.7	101.6+177.8	C

☆配用部件

右切铣刀片LSE446R01 或LPE446R100	L 座	螺 钉	搬 手	搬 手 头
左切铣刀片LSE446L01	NE04R13	SM50－19－T20	78120－417	78120－T20

☆6C2L系列，具有正负前角几何参数，最大切深20mm，适于大功率机床上对钢、铸铁及灰口铸铁等材料的重型铣削。可以安装两种刀片，LSE446R01与刀体结合形成正负前角结构，用于加工带有夹砂的材料。LPE446R100与刀体结合形成双正前角结构，用于每齿进给量小于0.5mm的加工，可以加工耐热材料和奥氏体材料。

LPE446R10O为新号，与旧号LSE446R01－M尺寸相同。

可转位平面粗铣刀 (主偏角70°、轴向正前角、径向正前角)

Indexable Face Rough Mills

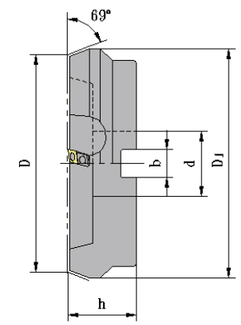

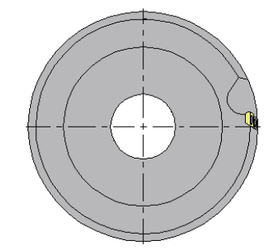

货 号	型 号	D	h	D_1	齿数	切削刃长	刀片型号	支撑块	螺 钉	安装齿数		安装形式
										b	d_1	
840.0300.290	6X2K050	50	40	61.5	5	7.6	SPE33R02	PA0436	SM40－09	22	10.4	A
840.0301.290	6X2K063	63	40	75	6	7.6	SPE33R02	PA0436	SM40－09	22	10.4	A
840.0302.290	6X2K080	80	50	91.7	6	7.6	SPE33R02	PA0436	SM40－09	27	12.4	B
840.0303.290	6X2K100	100	50	111.7	8	7.6	SPE33R02	PA0436	SM40－09	32	14.4	B
840.0304.290	6X2K125	125	50	136.8	10	7.6	SPE33R02	PA0436	SM40－09	40	16.4	B
840.0305.290	6X2K160	160	50	171.8	12	7.6	SPE33R02	PA0436	SM40－09	40	16.4	B

搬手78120－417、 搬手头78120－417/2－2

☆6X2K系列为正前角铣刀，切削轻快，适用于中小型机床轻型铣削，最大切深7mm。建议下述情况使用：

(1)加工细长杆类工件及薄壁类工件；

(2)加工钛、不锈钢及其它耐高温合金、有色金属等。

☆刀片有四个切削刃，刀尖处有2mm修光刃，在某些条件下可进行精加工。（该系列可用6X4S系列代替）。

可转位平面粗铣刀 (主偏角70° 、轴向正前角、径向正前角)

Indexable Face Rough Mills

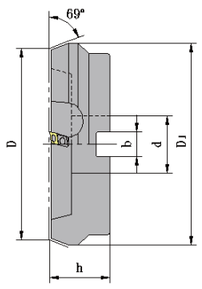

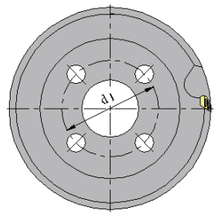

货 号	型 号	D	h	D1	刀片型号	支撑块	螺钉	齿数	安装尺寸			安装形式
									d	b	d1	
840.0337.290	6X4S050V	50	50	62	JPE33R01	PA0445	SM40－09	3	22	10.4	–	A
840.0340.290	6X4S050W	50	50	62	JPE33R01	PA0445	SM40－09	4	22	10.4	–	A
840.0350.290	6X4S050X	50	50	62	JPE33R01	PA0445	SM40－09	6	22	10.4	–	A
840.0338.290	6X4S063V	63	50	75	JPE33R01	PA0445	SM40－09	3	22	10.4	–	A
840.0342.290	6X4S063W	63	50	75	JPE33R01	PA0445	SM40－09	5	22	10.4	–	A
840.0351.290	6X4S063X	63	50	75	JPE33R01	PA0445	SM40－09	7	22	10.4	–	A
840.0332.290	6X4S080V	80	50	92	JPE33R01	PA0445	SM40－09	4	27	12.4	–	B
840.0341.290	6X4S080W	80	50	92	JPE33R01	PA0445	SM40－09	6	27	12.4	–	B
840.0352.290	6X4S080X	80	50	92	JPE33R01	PA0445	SM40－09	9	27	12.4	–	B
840.0330.290	6X4S100V	100	50	112	JPE33R01	PA0445	SM40－09	5	32	14.4	–	B
840.0343.290	6X4S100W	100	50	112	JPE33R01	PA0445	SM40－09	8	32	14.4	–	B
840.0353.290	6X4S100X	100	50	112	JPE33R01	PA0445	SM40－09	12	32	14.4	–	B
840.0331.290	6X4S125V	125	50	137	JPE33R01	PA0445	SM40－09	7	32	14.4	–	B
840.0344.290	6X4S125W	125	50	137	JPE33R01	PA0445	SM40－09	10	32	14.4	–	B
840.0354.290	6X4S125X	125	50	137	JPE33R01	PA0445	SM40－09	15	32	14.4	–	B
840.0333.290	6X4S160V	160	50	172	JPE33R01	PA0445	SM40－09	7	40	16.4	–	B
840.0345.290	6X4S160W	160	50	172	JPE33R01	PA0445	SM40－09	12	40	16.4	–	B
840.0355.290	6X4S160X	160	50	172	JPE33R01	PA0445	SM40－09	18	40	16.4	–	B
840.0334.290	6X4S200V	200	63	212	JPE33R01	PA0445	SM40－09	9	60	25.7	101.6	C
840.0346.290	6X4S200W	200	63	212	JPE33R01	PA0445	SM40－09	16	60	25.7	101.6	C
840.0356.290	6X4S200X	200	63	212	JPE33R01	PA0445	SM40－09	22	60	25.7	101.6	C
840.0335.290	6X4S250V	250	63	262	JPE33R01	PA0445	SM40－09	11	60	25.7	101.6	C
840.0347.290	6X4S250W	250	63	262	JPE33R01	PA0445	SM40－09	20	60	25.7	101.6	C
840.0357.290	6X4S250X	250	63	262	JPE33R01	PA0445	SM40－09	26	60	25.7	101.6	C
840.0336.290	6X4S315V	315	63	327	JPE33R01	PA0445	SM40－09	13	60	25.7	101.6+177.8	C
840.0348.290	6X4S315W	315	63	327	JPE33R01	PA0445	SM40－09	24	60	25.7	101.6+177.8	C
840.0358.290	6X4S315X	315	63	327	JPE33R01	PA0445	SM40－09	30	60	25.7	101.6+177.8	C

搬手78120－417、 搬手头78120?417/2–2

☆6X4S系列，具有大的正前角、切削力小，最大切深7mm，分V、W、X三种不同齿数，可满足多种加工情况的需求。可以加工钢、铸铁、铬、镍、高镍合金，特别适合于加工铝合金，铜等有色金属。

可转位平面粗铣刀 (主偏角88° 、轴向负前角、径向负前角)

Indexable Face Rough Mills



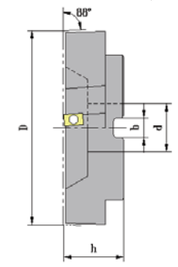

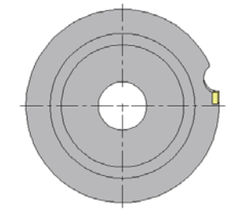

货 号	型 号	D	h	齿数	切削刃长	刀片型号	螺 钉	安装尺寸		安装形式
								d	b	
840.0001.291	6L6B080	80	50	6	15.875	LNE323–02	SM40–09	27	12.4	B
841.0002.291	6L6B080L	80	50	6	15.875	LNE323–02	SM40–09	27	12.4	B
840.0003.291	6L6B100	100	50	8	15.875	LNE323–02	SM40–09	32	14.4	B
841.0004.291	6L6B100L	100	50	8	15.875	LNE323–02	SM40–09	32	14.4	B
840.0005.291	6L6B125	125	50	10	15.875	LNE323–02	SM40–09	40	16.4	B
841.0006.291	6L6B125L	125	50	10	15.875	LNE323–02	SM40–09	40	16.4	B
840.0007.291	6L6B160	160	50	12	15.875	LNE323–02	SM40–09	40	16.4	B
841.0008.291	6L6B160L	160	50	12	15.875	LNE323–02	SM40–09	40	16.4	B

搬手78120－417、 搬手头78120－417/2－2

☆6L6B系列为88° 主偏角，最大切深10mm，适于中小余量加工钢、铸铁。

☆该铣刀具有双负前角几何参数。适用于钢、铸铁、灰口铸铁的台阶面及平面铣削。

可转位平面粗铣刀 (主偏角88°、轴向负前角、径向负前角)
Indexable Face Rough Mills

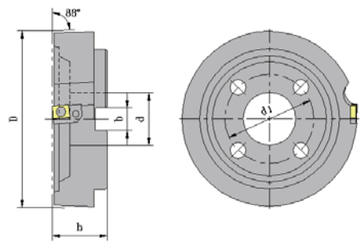

货 号	型 号	D	h	齿数	切削刃长	刀片型号	L座	螺钉	安装尺寸			安装形式
									d	b	d_1	
840.0030.291	6L2K100	100	50	6	19.05	LNE434–02	NE04–07	SM50–16–T20	32	14.4	–	B
841.0031.291	6L2K100L	100	50	6	19.05	LNE434–02	NE04–07	SM50–16–T20	32	14.4	–	B
840.0032.291	6L2K125	125	50	7	19.05	LNE434–02	NE04–07	SM50–16–T20	40	16.4	–	B
841.0033.291	6L2K125L	125	50	7	19.05	LNE434–02	NE04–07	SM50–16–T20	40	16.4	–	B
840.0034.291	6L2K160	160	63	8	19.05	LNE434–02	NE04–07	SM50–16–T20	40	16.4	–	B
841.0035.291	6L2K160L	160	63	8	19.05	LNE434–02	NE04–07	SM50–16–T20	40	16.4	–	B
840.0036.291	6L2K200	200	63	10	19.05	LNE434–02	NE04–07	SM50–16–T20	60	25.7	101.6	C
841.0037.291	6L2K200L	200	63	10	19.05	LNE434–02	NE04–07	SM50–16–T20	60	25.7	101.6	C
840.0038.291	6L2K250	250	63	12	19.05	LNE434–02	NE04–07	SM50–16–T20	60	25.7	101.6	C
841.0039.291	6L2K250L	250	63	12	19.05	LNE434–02	NE04–07	SM50–16–T20	60	25.7	101.6	C
840.0040.291	6L2K315	315	63	14	19.05	LNE434–02	NE04–07	SM50–16–T20	60	25.7	101.6+177.8	C
841.0041.291	6L2K315L	315	63	14	19.05	LNE434–02	NE04–07	SM50–16–T20	60	25.7	101.6+177.8	C

螺釘SM50–16–T20、搬手78120 – 417、 搬手頭78120 – T20

☆6L2K系列爲88° 主偏角，最大切深18mm。適于中等餘量加工鋼、鑄鐵或灰口鑄鐵。（該系列可以用5J2K系列代替。）

☆該銑刀具有雙負前角幾何參數。適用于鋼、鑄鐵、灰口鑄鐵的臺階面及平面銑削。

可转位平面粗铣刀 (主偏角90°、轴向正前角、径向正前角)
Indexable Face Rough Mills

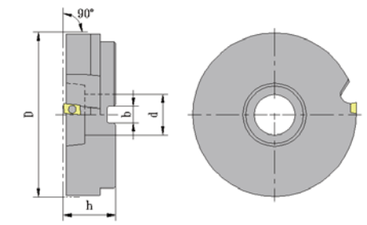

货 号	型 号	D	h	齿数	切削刃长	刀片型号	螺 钉	安装尺寸		安装形式
								d	b	
840.0100.291	6X2A050	50	50	5	12.7	CDE322R01	SM40–09	22	10.4	A
841.0101.291	6X2A050L	50	50	5	12.7	CDE322L01	SM40–09	22	10.4	A
840.0102.291	6X2A063	63	50	6	12.7	CDE322R01	SM40–09	22	10.4	A
841.0103.291	6X2A063L	63	50	6	12.7	CDE322L01	SM40–09	22	10.4	A
840.0104.291	6X2A080	80	50	6	12.7	CDE322R01	SM40–09	27	12.4	B
841.0105.291	6X2A080L	80	50	6	12.7	CDE322L01	SM40–09	27	12.4	B
840.0106.291	6X2A100	100	50	8	12.7	CDE322R01	SM40–09	32	14.4	B
841.0107.291	6X2A100L	100	50	8	12.7	CDE322L01	SM40–09	32	14.4	B
840.0108.291	6X2A125	125	50	10	12.7	CDE322R01	SM40–09	40	16.4	B
841.0109.291	6X2A125L	125	50	10	12.7	CDE322L01	SM40–09	40	16.4	B
840.0110.291	6X2A160	160	50	12	12.7	CDE322R01	SM40–09	40	16.4	B
841.0111.291	6X2A160L	160	50	12	12.7	CDE322L01	SM40–09	40	16.4	B

搬手78120 – 417、 搬手头78120 – 417/2 – 2

☆ 6X2A系列为正前角铣刀，切削力小，适用于中小型机床轻型铣削，最大切深12mm。建议下述情况使用：（1）加工细长杆类工件及薄壁类工件。（2）加工钛、不锈钢及其它耐高温合金、有色金属等。

☆ 刀片有两个切削刃，用于铣削有倒角及圆角的直角平面，铣刀出厂装CDE322R01刀片，如特殊需要，订货时可装圆角刀片CDE322R04或CDE322R05，左切铣刀只装CDE322L01刀片。刀片CDE322R01、 CDE322L01具有0.5x45° 倒角， CDE322R04具有3mm圆角，CDE322R05具有0.8mm圆角。

可转位平面粗铣刀 (主偏角90°、轴向正前角、径向正前角)
Indexable Face Rough Mills



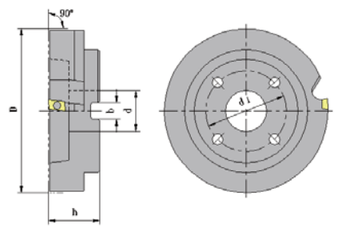

货 号	型 号	D	h	齿数	切削刃长	刀片型号	螺钉	安装尺寸			安装形式
								d	b	d1	
840.0131.291	6X2D050	50	40	5	19.05	CDE334R01或CDE334R04	SM40－11	22	10.4	–	A
840.0132.291	6X2D063	63	40	6	19.05	CDE334R01或CDE334R04	SM40－11	22	10.4	–	A
840.0133.291	6X2D080	80	50	7	19.05	CDE334R01或CDE334R04	SM40－11	27	12.4	–	B
840.0130.291	6X2D100	100	50	8	19.05	CDE334R01或CDE334R04	SM40－11	32	14.4	–	B
840.0134.291	6X2D125	125	63	10	19.05	CDE334R01或CDE334R04	SM40－11	40	16.4	–	B
840.0135.291	6X2D160	160	63	13	19.05	CDE334R01或CDE334R04	SM40－11	40	16.4	–	B
840.0136.291	6X2D200	200	63	15	19.05	CDE334R01或CDE334R04	SM40－11	60	25.7	101.6	C

搬手78120－417、 搬手头78120－417/2－2

☆6X2D系列为正前角铣刀，适用于加工钛、不锈钢及其它耐高温合金或有色金属，最大切深18mm，适用于重型铣削。用于铣削有倒角及圆角的直角平面。

☆铣刀出厂时装CDE334R01刀片，如特殊需要订货时注明装圆角刀片CDE334R04。

可转位平面粗铣刀 (主偏角90°、轴向负前角、径向负前角)
Indexable Face Rough Mills

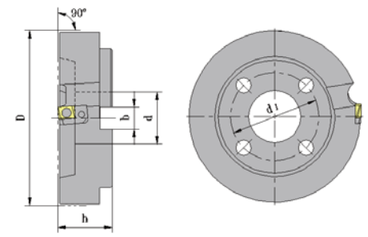

货 号	型 号	D	h	齿数	切削刃长	刀片型号	L 座	螺钉	安装尺寸			安装形式
									d	b	d1	
840.0300.291	6J2K160	160	63	6	15.9	LSE434R01	NE04－10	SM50－16－T20	40	16.4	–	B
841.0301.291	6J2K160L	160	63	6	15.9	LSE434L01	NE04－10	SM50－16－T20	40	16.4	–	B
840.0302.291	6J2K200	200	63	8	15.9	LSE434R01	NE04－10	SM50－16－T20	60	25.7	101.6	C
841.0303.291	6J2K200L	200	63	8	15.9	LSE434L01	NE04－10	SM50－16－T20	60	25.7	101.6	C
840.0304.291	6J2K250	250	63	10	15.9	LSE434R01	NE04－10	SM50－16－T20	60	25.7	101.6	C
841.0305.291	6J2K250L	250	63	10	15.9	LSE434L01	NE04－10	SM50－16－T20	60	25.7	101.6	C
840.0306.291	6J2K315	315	80	12	15.9	LSE434R01	NE04－10	SM50－16－T20	60	25.7	101.6+177.8	C
841.0307.291	6J2K315L	315	80	12	15.9	LSE434L01	NE04－10	SM50－16－T20	60	25.7	101.6+177.8	C
840.0308.291	6J2K400	400	80	16	15.9	LSE434R01	NE04－10	SM50－16－T20	60	25.7	101.6+177.8	C
841.0309.291	6J2K400L	400	80	16	15.9	LSE434L01	NE04－10	SM50－16－T20	60	25.7	101.6+177.8	C
840.0310.291	6J2K500	500	80	20	15.9	LSE434R01	NE04－10	SM50－16－T20	60	25.7	101.6+177.8	C
841.0311.291	6J2K500L	500	80	20	15.9	LSE434L01	NE04－10	SM50－16－T20	60	25.7	101.6+177.8	C

搬手78120－417、 搬手头78120－T20

☆ 6J2K系列具有双负前角几何参数，最大切深16mm。该铣刀适用于在中等传动功率的机床上加工钢、铸铁的台阶平面或平面。

可转位平面粗铣刀 (主偏角90°)
Indexable Face Rough Mills



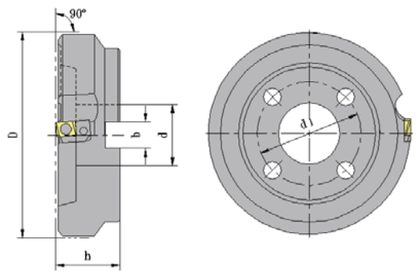

货 号	型 号	D	h	齿数	安装尺寸			安装形式
					d	b	d_1	
840.0220.291	5J2K160	160	63	8	40	16.4	–	B
840.0221.291	5J2K200	200	63	10	60	25.7	101.6	C
840.0222.291	5J2K250	250	63	12	60	25.7	101.6	C
840.0223.291	5J2K315	315	80	14	60	25.7	101.6+177.8	C

刀片LSE435R100 LPE435R100	螺 钉 SM50 – 16 – T20	搬 手 78120 – 417	搬 手 头 78120–T20
L座NEB04 – 67	SM40 – 13		78120–417/2–2

☆ 5J2K系列最大切深为15mm，可以加工铸铁、钢、合金钢、不锈钢等。该铣刀可以安装两种刀片，装LSE435R100刀片形成双负前角，用于加工高强度材料及带有夹砂的材料。装LPE435R100刀片形成负正前角，用于加工不锈钢等材料。

可转位平面粗铣刀 (主偏角90° 、轴向负前角、径向正前角)
Indexable Face Rough Mills



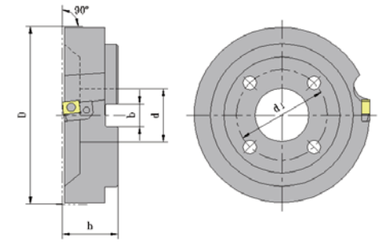

货 号	型 号	D	h	齿数	切削刃长	刀片型号	L 座	螺钉	安装尺寸			安装形式
									d	b	d_1	
840.0240.291	5J2V160	160	63	7	19.1	LNE336R01 – M1	NEB04R51	SM50 – 19 – T20	40	16.4	–	B
840.0241.291	5J2V200	200	63	9	19.1	LNE336R01 – M1	NEB04R51	SM50 – 19 – T20	60	25.7	101.6	C
840.0242.291	5J2V250	250	63	13	19.1	LNE336R01 – M1	NEB04R51	SM50 – 19 – T20	60	25.7	101.6	C
840.0243.291	5J2V315	315	63	15	19.1	LNE336R01 – M1	NEB04R51	SM50 – 19 – T20	60	25.7	101.6+177.8	C

搬手78120 – 417、 搬手头78120 – T20

☆5J2V系列具有正负前角的几何参数。适用于钢、铸铁、灰口铸铁的台阶面及平面的铣削。最大切深18mm。该铣刀适用于小传动功率或中等传动功率机床的铣削加工。即使在不稳定条件下，仍有良好的切削性能。

可转位平面粗铣刀 (主偏角90°、轴向负前角)
Indexable Face Rough Mills



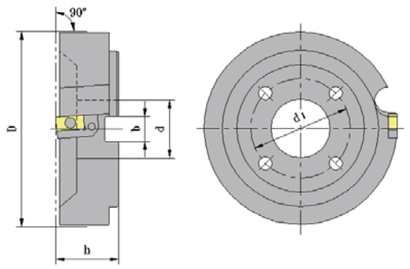

货 号	型 号	D	h	齿数	切削刃长	安装尺寸			安装形式
						d	b	d1	
840.0330.291	6J2L200	200	63	9	28.575	60	25.7	101.6	C
841.0331.291	6J2L200L	200	63	9	28.575	60	25.7	101.6	C
840.0332.291	6J2L250	250	63	13	28.575	60	25.7	101.6	C
841.0333.291	6J2L250L	250	63	13	28.575	60	25.7	101.6	C
840.0334.291	6J2L315	315	80	15	28.575	60	25.7	101.6+177.8	C
841.0335.291	6J2L315L	315	80	15	28.575	60	25.7	101.6+177.8	C
840.0336.291	6J2L400	400	80	19	28.575	60	25.7	101.6+177.8	C
841.0337.291	6J2L400L	400	80	19	28.575	60	25.7	101.6+177.8	C
840.0338.291	6J2L500	500	80	24	28.575	60	25.7	101.6+177.8	C
841.0339.291	6J2L500L	500	80	24	28.575	60	25.7	101.6+177.8	C

右切铣刀片LSE446R01 或LPE446R100	L 座	螺 钉	搬 手	搬 手 头
左切铣刀片LSE446L01	NE04R13	SM50 – 19 – T20	78120 – 417	78120 – T20

☆6J2L系列最大切深25mm，用于重型切削。适用于钢、铸铁、灰口铸铁的台阶面及平面铣削。该铣刀可安装两种刀片，LSE446R01与刀体结合形成双负前角结构，用于加工带有夹砂的材料。LPE446R100与刀体结合形成负正前角结构，可以加工耐热材料和奥氏体材料。6J2L系列老产品刀片采用LNE446R01、LNE446R01–M，L座为NE04–R09。

可转位平面粗精复合铣刀 (主偏角45°)
Indexable Face Rough and Finishing Mills

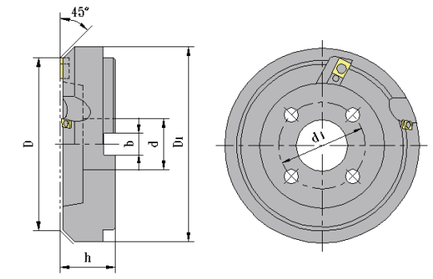

货 号	型 号	D	h	D1	齿 数		安装尺寸			安装形式
					粗 齿	精 齿	d	b	d1	
840.0001.292	6DKB100	100	50	127.6	5	1	32	14.4	–	B
841.0002.292	6DKB100L	100	50	127.6	5	1	32	14.4	–	B
840.0003.292	6DKB125	125	50	152.6	6	1	40	16.4	–	B
841.0004.292	6DKB125L	125	50	152.6	6	1	40	16.4	–	B
840.0005.292	6DKB160	160	50	187.6	8	2	40	16.4	–	B
841.0006.292	6DKB160L	160	50	187.6	8	2	40	16.4	–	B
840.0007.292	6DKB200	200	63	227.6	10	2	60	25.7	101.6	C
841.0008.292	6DKB200L	200	63	227.6	10	2	60	25.7	101.6	C
840.0009.292	6DKB250	250	63	277.6	12	2	60	25.7	101.6	C
841.0010.292	6DKB250L	250	63	277.6	12	2	60	25.7	101.6	C
840.0011.292	6DKB315	315	63	342.6	14	2	60	25.7	101.6+177.8	C
841.0012.292	6DKB315L	315	63	342.6	14	2	60	25.7	101.6+177.8	C

铣刀直径	右切粗铣刀片LSE323R02	螺钉SM40 – 09	偏心销 29.125	搬 手 78120 – 417	搬 手 头 78120 – 417/2 – 2
100 – 315	左切粗铣刀片LSE323L02				
100 – 125	精刀片YCE323 – 01				
160 – 315	精刀片YCE434 – 01	SM50 – 16 – T20			78120 – T20

☆6DKB系列最大切深7mm ,是小切深的理想刀具。圆周安装粗切刀片，端面装有精切刀片，所以这种铣刀既可以用于粗铣，也可以用于精铣。圆周齿为正负前角。

可转位平面粗精复合铣刀 (主偏角60°)
Indexable Face Rough and Finishing Mills



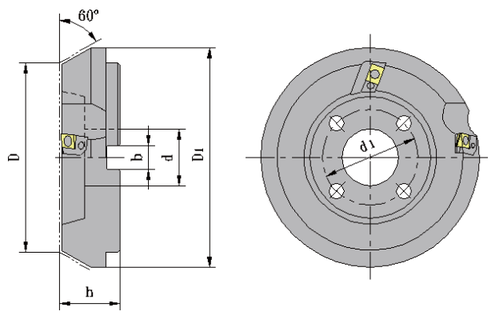

货 号	型 号	D	h	D1	齿 数		安装尺寸			安装形式
					粗 齿	精 齿	d	b	d1	
840.0030.292	6CKK160	160	63	192.5	6	2	40	16.4	–	B
841.0031.292	6CKK160L	160	63	192.5	6	2	40	16.4	–	B
840.0032.292	6CKK200	200	63	232.1	8	2	60	25.7	101.6	C
841.0033.292	6CKK200L	200	63	232.1	8	2	60	25.7	101.6	C
840.0034.292	6CKK250	250	63	281.9	10	2	60	25.7	101.6	C
841.0035.292	6CKK250L	250	63	281.9	10	2	60	25.7	101.6	C
840.0036.292	6CKK315	315	63	346.7	12	4	60	25.7	101.6+177.8	C
841.0037.292	6CKK315L	315	63	346.7	12	4	60	25.7	101.6+177.8	C
840.0038.292	6CKK400	400	80	431.5	16	4	60	25.7	101.6+177.8	C
841.0039.292	6CKK400L	400	80	431.5	16	4	60	25.7	101.6+177.8	C
840.0040.292	6CKK500	500	80	530.3	20	4	60	25.7	101.6+177.8	C
841.0041.292	6CKK500L	500	80	530.3	20	4	60	25.7	101.6+177.8	C

☆配用部件

右切粗刀片LSE434R01	L 座	螺 钉	偏心销	搬 手	搬 手 头
左切粗刀片LSE434L01	NE04 – 10	SM50 – 16 – T20	29.125	78120 – 417	78120 – T20
精 刀 片YCE434 – 01					

☆6CKK系列最大切深13mm，这是一种非常耐用的刀具，适用于在中等功率情况下粗铣、精铣。圆周安装粗切刀片，端面装有精切刀片，所以这种铣刀既可以用于粗铣，也可以用于精铣。圆周齿为正负前角。

可转位平面粗精复合铣刀 (主偏角70°)
Indexable Face Rough and Finishing Mills



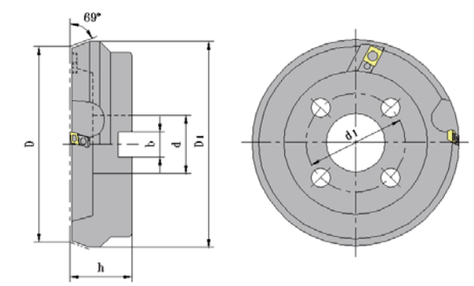

货 号	型 号	D	h	D1	粗齿数	精齿数	安装尺寸			安装形式
							d	b	d1	
840.0100.292	6X4S160FV	160	50	172	6	2	40	16.4	–	B
840.0110.292	6X4S160FW	160	50	172	10	2	40	16.4	–	B
840.0101.292	6X4S200FV	200	63	212	8	2	60	25.7	101.6	C
840.0111.292	6X4S200FW	200	63	212	12	2	60	25.7	101.6	C
840.0102.292	6X4S250FV	250	63	262	10	2	60	25.7	101.6	C
840.0112.292	6X4S250FW	250	63	262	16	2	60	25.7	101.6	C
840.0103.292	6X4S315FV	315	63	330	12	2	60	25.7	101.6+177.8	C
840.0113.292	6X4S315FW	315	63	330	20	2	60	25.7	101.6+177.8	C

粗刀片JPE – 33R01	螺钉SM40 – 09	支撑块	偏心销	搬 手	搬手头78120 – 417/2 – 2
精刀片YCE434 – 01	螺钉SM50 – 16 – T20	PA0445	29.125	78120 – 417	78120 – T20

☆6X4S – F系列，圆周安装粗切刀片，端面装有精切刀片，即可用于粗铣，也可用于精铣。圆周齿为双正前角。该铣刀用于加工钢、铸铁、铬、镍、高镍合金和铝、铜等材料。铣刀采用双正前角，切削力小。

可转位平面粗精复合铣刀 (主偏角90°)

Indexable Face Rough and Finishing Mills



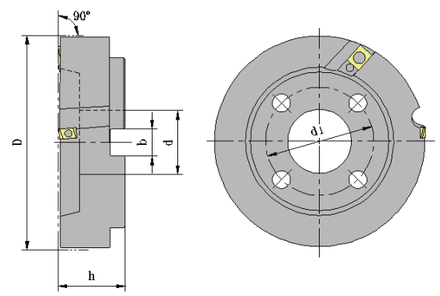

货 号	型 号	D	h	齿 数		安装尺寸			安装形式
				粗 齿	精 齿	d	b	d1	
840.0130.292	6JKB100	100	50	5	1	32	14.4	–	B
841.0131.292	6JKB100L	100	50	5	1	32	14.4	–	B
840.0132.292	6JKB125	125	50	6	1	40	16.4	–	B
841.0133.292	6JKB125L	125	50	6	1	40	16.4	–	B
840.0134.292	6JKB160	160	50	8	2	40	16.4	–	B
841.0135.292	6JKB160L	160	50	8	2	40	16.4	–	B
840.0136.292	6JKB200	200	63	10	2	60	25.7	101.6	C
841.0137.292	6JKB200L	200	63	10	2	60	25.7	101.6	C
840.0138.292	6JKB250	250	63	12	2	60	25.7	101.6	C
841.0139.292	6JKB250L	250	63	12	2	60	25.7	101.6	C
840.0140.292	6JKB315	315	63	14	2	60	25.7	101.6+177.8	C
841.0141.292	6JKB315L	315	63	14	2	60	25.7	101.6+177.8	C

铣刀直径	右切粗铣刀片LSE323R02	螺钉SM40 – 09	偏心销	搬 手	搬 手 头
100 – 315	左切粗铣刀片LSE323L02		29.125	78120 – 417	78120 – 417/2 – 2
100 – 125	精刀片YCE323 – 01				
160 – 315	精刀片YCE434 – 01	螺钉SM50 – 16 – T20			78120 – T20

☆ 6JKB系列最大切深10mm，该铣刀适用于在小传动功率或中等传动功率的机床上粗加工或粗精复合加工钢和灰铸铁。圆周安装粗切刀片，端面装有精切刀片，所以这种铣刀即可以用于粗铣，也可用于精铣。圆周齿为双负前角。

可转位平面粗精复合铣刀 (主偏角90°)

Indexable Face Rough and Finishing Mills



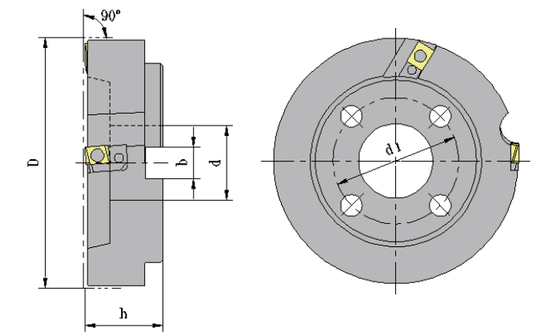

货 号	型 号	D	h	齿 数		安装尺寸			安装形式
				粗齿	精齿	d	b	d1	
840.0200.292	6JKK160	160	63	6	2	40	16.4	–	B
841.0201.292	6JKK160L	160	63	6	2	40	16.4	–	B
840.0203.292	6JKK200	200	63	8	2	60	25.7	101.6	C
841.0202.292	6JKK200L	200	63	8	2	60	25.7	101.6	C
840.0204.292	6JKK250	250	63	10	2	60	25.7	101.6	C
841.0205.292	6JKK250L	250	63	10	2	60	25.7	101.6	C
840.0206.292	6JKK315	315	80	12	2	60	25.7	101.6+177.8	C
841.0207.292	6JKK315L	315	80	12	2	60	25.7	101.6+177.8	C
840.0208.292	6JKK400	400	80	16	2	60	25.7	101.6+177.8	C
841.0209.292	6JKK400L	400	80	16	2	60	25.7	101.6+177.8	C
840.0210.292	6JKK500	500	80	20	4	60	25.7	101.6+177.8	C
841.0211.292	6JKK500L	500	80	20	4	60	25.7	101.6+177.8	C

☆配用部件

右切粗刀片LSE434R01	L 座	螺 钉	偏心销	搬 手	搬 手 头
左切粗刀片LSE434L01	NE04 – 10	SM50 – 16 – T20	29.125	78120 – 417	78120 – T20
精 刀 片YCE434 – 01					

☆6JKK系列最大切深16mm，该铣刀适于中等传动功率机床上粗加工或粗精复合加工钢、铸铁和灰铸铁。圆周安装粗切刀片，端面装有精切刀片，所以这种铣刀即可以用于粗铣，也可以用于精铣。圆周齿为双负前角。

可转位平面精铣刀 (主偏角90°)
Indexable Face Finishing Mills

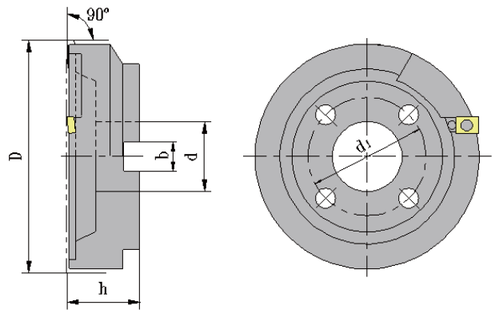

货 号	型 号	D	h	齿 数	安装尺寸			安装形式
					d	b	d_1	
840.0300.292	6F2K100	100	50	2	32	14.4	–	B
841.0301.292	6F2K100L	100	50	2	32	14.4	–	B
840.0302.292	6F2K125	125	50	4	40	16.4	–	B
841.0303.292	6F2K125L	125	50	4	40	16.4	–	B
840.0304.292	6F2K160	160	63	4	40	16.4	–	B
841.0305.292	6F2K160L	160	63	4	40	16.4	–	B
840.0316.292	6F2K200	200	63	6	60	25.7	101.6	C
841.0307.292	6F2K200L	200	63	6	60	25.7	101.6	C
840.0308.292	6F2K250	250	63	6	60	25.7	101.6	C
841.0309.292	6F2K250L	250	63	6	60	25.7	101.6	C
840.0310.292	6F2K315	315	63	8	60	25.7	101.6+177.8	C
841.0311.292	6F2K315L	315	63	8	60	25.7	101.6+177.8	C
840.0312.292	6F2K400	400	80	12	60	25.7	101.6+177.8	C
841.0313.292	6F2K400L	400	80	12	60	25.7	101.6+177.8	C
840.0314.292	6F2K500	500	80	12	60	25.7	101.6+177.8	C
841.0315.292	6F2K500L	500	80	12	60	25.7	101.6+177.8	C

☆配用部件

铣刀型号	刀片型号	螺 钉	偏心销	扳 手	搬手头
100 – 125	YCE323 – 01	SM40 – 09	29.125	78120 – 417	78120 – 417/2 – 2
160 – 500	YCE434 – 01	SM50 – 16 – T20	29.125	78120 – 417	78120 – T20

☆6F2K系列最大切深0.30mm，用于加工表面质量要求较高的场合，如机床导轨，汽轮机中分面夹持板、机床工作台、箱体结合面等要求平面度、平行度和表面粗糙度较高的平面。

☆由于可转位精刀片切削刃为椭圆形，可消除铣床主轴倾斜的影响，所以，能高速进给精铣。每齿进给量可达2～4mm。

可转位平面铣刀安装尺寸
Mounting Dimensions of Indexable Face Mills

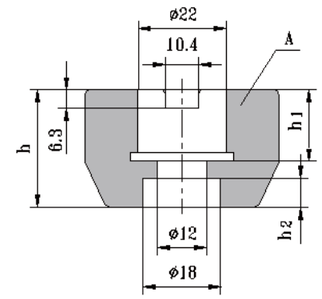

(ø50–ø63)

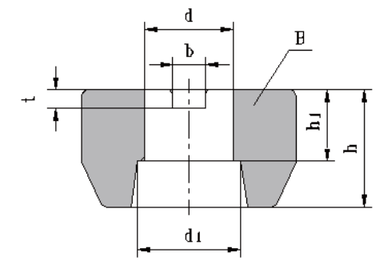

(ø80–ø160)

A型

型 号	h_1	h_2	h_3	型 号	h_1	h_2	h_3
6X2K050	39	22	11	6X4S063	48	25	12
6X2A050	49	22	14	6X2K063	39	22	12
6X2D050	39	22	14	6X2A063	49	22	12
6X4S050	48	25	12	6X2D063	39	22	10

B型

型 号	d	d_1	h	h_1	b	t	型 号	d	d_1	h	h_1	b	t
6X2K080	27	45	49	28	12.4	7	6JKB125	40	65	49	28	16.4	9
6X2A080	27	38	49	28	12.4	7	6F2K125	40	65	49	28	16.4	9
6X2D080	27	38	49	28	12.4	7	5C2K125	40	65	62	28	16.4	9
6L6B080	27	38	49	27	12.4	7	6X2K160	40	100	49	30	16.4	9
6X4S080	27	45	48	28	12.4	7	6X2K160	40	55	49	30	16.4	9
6X2K100	32	55	49	28	14.4	8	6X2D160	40	55	62	30	16.4	9
6X2A100	32	45	49	28	14.4	8	6D6B160	40	103	49	28	16.4	9
6X2D100	32	45	49	28	14.4	8	6C2K160	40	103	62	38	16.4	9
6D6B100	32	45	49	32	14.4	8	5D2U160	40	95	62	35	16.4	9
6L6B100	32	60	49	27	14.4	8	6L6B160	40	80	49	30	16.4	9
6L2K100	32	45	48	27	14.4	8	6L2K160	40	80	61	32	16.4	9
6X4S100	32	50	48	28	14.4	8	6J6B160	40	80	49	30	16.4	9
6X4S125	32	75	48	28	14.4	8	5J2K160	40	90	62	42	16.4	9
6DKB100	32	45	49	28	14.4	8	6J2K160	40	80	61	43	16.4	9
6JKB100	32	45	49	28	14.4	8	6X4S160F	40	88	48	30	16.4	9
6F2K100	32	45	49	28	14.4	8	5J2V160	40	80	60	43	16.4	9
6X2K125	40	65	49	30	16.4	9	6DKB160	40	89	49	28	16.4	9
6X2A125	40	55	49	30	16.4	9	6CKK160	40	89	62	38	16.4	9
6X2D125	40	55	49	30	16.4	9	6JKB160	40	80	49	30	16.4	9
6D6B125	40	65	49	28	16.4	9	6JKK160	40	80	61	43	16.4	9
6L2K125	40	65	49	28	16.4	9	6F2K160	40	90	61	38	16.4	9
6L6B125	40	62	49	32	16.4	9	6X4S160	40	110	48	30	16.4	9
6DKB125	40	65	49	28	16.4	9	5C2K160	40	90	62	28	16.4	9

可转位平面铣刀安装尺寸
Mounting Dimensions of Indexable Face Mills

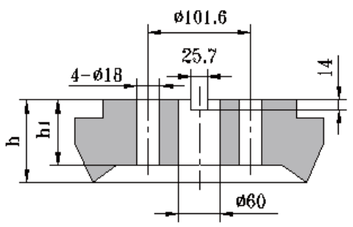

(ø200-ø250)

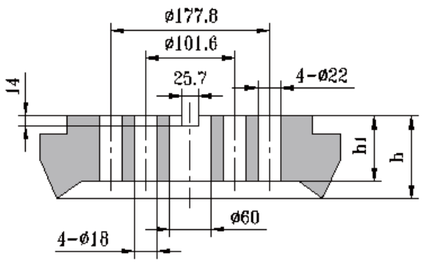

(ø315-ø630)

C型

型 号	h	h1	型 号	h	h1	型 号	h	h1	型 号	h	h1
6X2D200	62	32	5J2V250	60	43	6C2K315	62	38	6CKK315	62	38
6D6B200	62	38	6J2L200	61	43	6C2K400	62	38	6CKK400	78	55
6D6B250	62	38	6J2L250	61	43	5C2K500	62	38	6CKK500	78	55
6C2K200	62	38	6X4S200	61	40	5D2U315	79	38	6JKB315	62	38
6C2K250	62	38	6X4S250	61	40	6C2L315	78	55	6JKK315	78	55
5D2U200	62	38	6DKB200	62	38	6C2L400	78	55	6JKK400	78	55
5D2U250	62	43	6DKB250	62	38	6C2L500	78	55	6JKK500	78	55
6C2L200	79	55	6CKK200	62	38	6L2K315	61	38	6F2K315	61	55
6C2L250	79	60	6CKK250	62	38	6J6B315	62	38	6F2K400	78	38
6L2K200	61	43	6JKB200	62	43	5J2K315	79	52	6F2K500	78	52
6L2K250	61	32	6JKB250	62	43	6J2K315	78	55	5C2K315	79	52
6J6B200	62	43	6JKK200	61	43	6J2K400	78	55			
6J6B250	62	43	6JKK250	61	43	6J2K500	78	55			
5J2K200	62	42	6F2K200	61	38	6X4S315	61	39			
5J2K250	62	32	6F2K250	61	38	6X4S315F	61	39			
6J2K200	61	43	5C2K200	62	32	5J2V315	60	38			
6J2K250	61	43	5C2K250	62	32	6J2L315	78	55			
6X4S200F	61	40				6J2L400	78	55			
6X4S250F	61	40				6J2L500	78	55			
5J2V200	60	43				6DKB315	62	38			

可转位槽铣刀(B=7–12mm)
Indexable Narrow Slotters



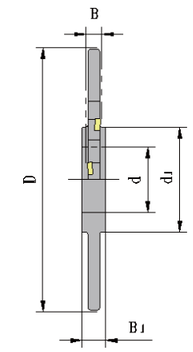

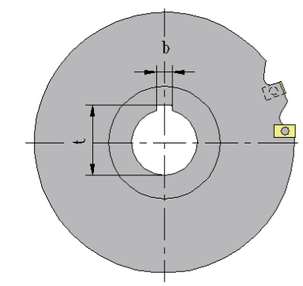

型 号	B	有效齿数	刀 片	螺 钉	扳 手	搬手头
35L5A	7	n/2	LNE322K05PH12	SM40 – 06	78120 – 417	78120 – 417/2 – 2
35L5B	8	n/2	LNE323K05PH12	SM40 – 07	78120 – 417	78120 – 417/2 – 2
35L5B	10	n/3	LNE323K05PH12	SM40 – 07	78120 – 417	78120 – 417/2 – 2
35L5B	12	n/3	LNE323K05PH12	SM40 – 09*	78120 – 417	78120 – 417/2 – 2

货 号	型 号	D	B	刀片数量	安装尺寸				
					d	d1	b	t	B1
840.0001.295	35L5A100–07	100	7	10	27	48	7	29.8	18
840.0002.295	35L5A125–07	125	7	12	40	58	10	43.5	18
840.0003.295	35L5A160–07	160	7	16	40	68	10	43.5	18
840.0004.295	35L5A200–07	200	7	18	50	80	12	53.5	18
840.0020.295	35L5B100–08	100	8	10	27	48	7	29.8	18
840.0021.295	35L5B125–08	125	8	12	40	58	10	43.5	18
840.0022.295	35L5B160–08	160	8	16	40	68	10	43.5	18
840.0023.295	35L5B200–08	200	8	18	50	80	12	53.5	18
840.0025.295	35L5B250–08	250	8	22	60	92	14	64.2	22
840.0024.295	35L5B315–08	315	8	24	60	92	14	64.2	30
840.0030.295	35L5B100–10	100	10	9	27	48	7	29.8	18
840.0031.295	35L5B125–10	125	10	12	40	58	10	43.5	18
840.0032.295	35L5B160–10	160	10	15	40	68	10	43.5	18
840.0033.295	35L5B200–10	200	10	18	50	80	12	53.5	18
840.0034.295	35L5B250–10	250	10	21	60	92	14	64.2	22
840.0035.295	35L5B315–10	315	10	24	60	92	14	64.2	30
840.0040.295	35L5B100–12	100	12	9	27	48	7	29.8	18
840.0041.295	35L5B125–12	125	12	12	40	58	10	43.5	18
840.0042.295	35L5B160–12	160	12	15	40	68	10	43.5	18
840.0043.295	35L5B200–12	200	12	18	50	80	12	53.5	18
840.0044.295	35L5B250–12	250	12	21	60	92	14	64.2	22
840.0045.295	35L5B315–12	315	12	24	60	92	14	64.2	30

☆ 35L5A、35L5B系列其设计刚性好。用于钢、铸铁工件的窄槽铣削。更换不同牌号的刀片，可铣削不同材料。铣刀适用于数控铣床、普通铣床、镗铣床及龙门铣床等。

*铣刀宽度B=12mm的为两种螺钉，齿数的1/3中齿装SM40–07螺钉。

可转位槽铣刀(正负前角)
Indexable Wide Slotters

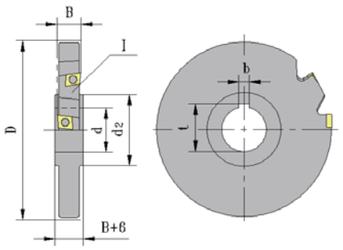

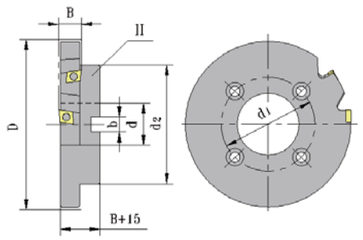

型 号	B	刀 片	螺 钉	扳 手	搬手头
35J9B	14	CNE323	SM40 – 09	78120 – 417	78120 – 417/2 – 2
35J9B	16	CNE323	SM40 – 09	78120 – 417	78120 – 417/2 – 2
35J9D	18	CNE44	SM50 – 16	78120 – 417	78120 – T20
35J9D	20	CNE44	SM50 – 16	78120 – 417	78120 – T20
35J9D	22	CNE44	SM50 – 16	78120 – 417	78120 – T20
35J9K	24	CNE454	SM50 – 16	78120 – 417	78120 – T20
35J9K	26	CNE454	SM50 – 16	78120 – 417	78120 – T20
35J9K	28	CNE454	SM50 – 16	78120 – 417	78120 – T20
35J9K	30	CNE454	SM50 – 16	78120 – 417	78120 – T20

货 号	型 号	D	B	刀片数量	安装尺寸				
					d	d_1	d_2	b	t
840.0100.295	35J9B160–14– I	160	14	10	40	—	68	10	43.5
840.0101.295	35J9B200–14– I	200	14	12	50	—	80	12	53.5
840.0102.295	35J9B250–14– I	250	14	16	60	—	92	14	64.2
840.0103.295	35J9B315–14– I	315	14	20	60	—	92	14	64.2
840.0104.295	35J9B200–14– II	200	14	12	60	101.6	130	25.7	—
840.0114.295	35J9B250–14– II	250	14	16	60	101.6	130	25.7	—
840.0106.295	35J9B315–14– II	315	14	20	60	101.6	130	25.7	—
840.0107.295	35J9B400–14– II	400	14	22	60	101.6+177.8	221	25.7	—
840.0108.295	35J9B500–14– II	500	14	24	60	101.6+177.8	221	25.7	—
840.0109.295	35J9B630–14– II	630	14	28	60	101.6+177.8	221	25.7	—
840.0110.295	35J9B160–16– I	160	16	10	40	—	68	10	43.5
840.0111.295	35J9B200–16– I	200	16	12	50	—	80	12	53.5
840.0112.295	35J9B250–16– I	250	16	16	60	—	92	14	64.2
840.0113.295	35J9B315–16– I	315	16	20	60	—	92	14	64.2
840.0105.295	35J9B200–16– II	200	16	12	60	101.6	130	25.7	—
840.0115.295	35J9B250–16– II	250	16	16	60	101.6	130	25.7	—
840.0116.295	35J9B315–16– II	315	16	20	60	101.6	130	25.7	—
840.0117.295	35J9B400–16– II	400	16	22	60	101.6+177.8	221	25.7	—
840.0118.295	35J9B500–16– II	500	16	24	60	101.6+177.8	221	25.7	—
840.0119.295	35J9B630–16– II	630	16	28	60	101.6+177.8	221	25.7	—

可转位槽铣刀(正负前角)
Indexable Wide Slotters

货 号	型 号	D	B	刀片数量	安装尺寸				
					d	d_1	d_2	b	t
840.0120.295	35J9D160–18– I	160	18	10	40	—	68	10	43.5
840.0121.295	35J9D200–18– I	200	18	12	50	—	80	12	53.5
840.0122.295	35J9D250–18– I	250	18	16	60	—	92	14	64.2
840.0123.295	35J9D315–18– I	315	18	20	60	—	92	14	64.2
840.0124.295	35J9D200–18– II	200	18	12	60	101.6	130	25.7	—
840.0145.295	35J9D250–18– II	250	18	16	60	101.6	130	25.7	—
840.0126.295	35J9D315–18– II	315	18	20	60	101.6	130	25.7	—
840.0127.295	35J9D400–18– II	400	18	22	60	101.6+177.8	221	25.7	—
840.0128.295	35J9D500–18– II	500	18	24	60	101.6+177.8	221	25.7	—
840.0129.295	35J9D630–18– II	630	18	28	60	101.6+177.8	221	25.7	—
840.0130.295	35J9D160–20– I	160	20	10	40	—	68	10	43.5
840.0131.295	35J9D200–20– I	200	20	12	50	—	80	12	53.5
840.0132.295	35J9D250–20– I	250	20	16	60	—	92	14	64.2
840.0133.295	35J9D315–20– I	315	20	20	60	—	92	14	64.2
840.0134.295	35J9D200–20– II	200	20	12	60	101.6	130	25.7	—
840.0136.295	35J9D250–20– II	250	20	16	60	101.6	130	25.7	—
840.0137.295	35J9D315–20– II	315	20	20	60	101.6	130	25.7	—
840.0138.295	35J9D400–20– II	400	20	22	60	101.6+177.8	221	25.7	—
840.0139.295	35J9D500–20– II	500	20	24	60	101.6+177.8	221	25.7	—
840.0135.295	35J9D630–20– II	630	20	28	60	101.6+177.8	221	25.7	—
840.0140.295	35J9D160–22– I	160	22	10	40	—	68	10	43.5
840.0141.295	35J9D200–22– I	200	22	12	50	—	80	12	53.5
840.0142.295	35J9D250–22– I	250	22	16	60	—	92	14	64.2
840.0143.295	35J9D315–22– I	315	22	20	60	—	92	14	64.2
840.0144.295	35J9D200–22– II	200	22	12	60	101.6	130	25.7	—
840.0125.295	35J9D250–22– II	250	22	16	60	101.6	130	25.7	—
840.0146.295	35J9D315–22– II	315	22	20	60	101.6	130	25.7	—
840.0147.295	35J9D400–22– II	400	22	22	60	101.6+177.8	221	25.7	—
840.0148.295	35J9D500–22– II	500	22	24	60	101.6+177.8	221	25.7	—
840.0149.295	35J9D630–22– II	630	22	28	60	101.6+177.8	221	25.7	—
840.0150.295	35J9K160–24– I	160	24	10	40	—	68	10	43.5
840.0151.295	35J9K200–24– I	200	24	12	50	—	80	12	53.5
840.0152.295	35J9K250–24– I	250	24	16	60	—	92	14	64.2
840.0153.295	35J9K315–24– I	315	24	20	60	—	92	14	64.2
840.0154.295	35J9K200–24– II	200	24	12	60	101.6	130	25.7	—
840.0156.295	35J9K250–24– II	250	24	16	60	101.6	130	25.7	—
840.0155.295	35J9K315–24– II	315	24	20	60	101.6	130	25.7	—
840.0157.295	35J9K400–24– II	400	24	22	60	101.6+177.8	221	25.7	—
840.0158.295	35J9K500–24– II	500	24	24	60	101.6+177.8	221	25.7	—
840.0159.295	35J9K630–24– II	630	24	28	60	101.6+177.8	221	25.7	—
840.0160.295	35J9K160–26– I	160	26	10	40	—	68	10	43.5
840.0161.295	35J9K200–26– I	200	26	12	50	—	80	12	53.5

可转位槽铣刀(正负前角)
Indexable Wide Slotters

货 号	型 号	D	B	刀片数量	安装尺寸				
					d	d_1	d_2	b	t
840.0162.295	35J9K250-26-Ⅰ	250	26	16	60	—	92	14	64.2
840.0163.295	35J9K315-26-Ⅰ	315	26	20	60	—	92	14	64.2
840.0164.295	35J9K200-26-Ⅱ	200	26	12	60	101.6	130	25.7	—
840.0166.295	35J9K250-26-Ⅱ	250	26	16	60	101.6	130	25.7	—
840.0165.295	35J9K315-26-Ⅱ	315	26	20	60	101.6	130	25.7	—
840.0167.295	35J9K400-26-Ⅱ	400	26	22	60	101.6+177.8	221	25.7	—
840.0168.295	35J9K500-26-Ⅱ	500	26	24	60	101.6+177.8	221	25.7	—
840.0169.295	35J9K630-26-Ⅱ	630	26	28	60	101.6+177.8	221	25.7	—
840.0170.295	35J9K160-28-Ⅰ	160	28	10	40	—	68	10	43.5
840.0171.295	35J9K200-28-Ⅰ	200	28	12	50	—	80	12	53.5
840.0172.295	35J9K250-28-Ⅰ	250	28	16	60	—	92	14	64.2
840.0173.295	35J9K315-28-Ⅰ	315	28	20	60	—	92	14	64.2
840.0174.295	35J9K200-28-Ⅱ	200	28	12	60	101.6	130	25.7	—
840.0176.295	35J9K250-28-Ⅱ	250	28	16	60	101.6	130	25.7	—
840.0175.295	35J9K315-28-Ⅱ	315	28	20	60	101.6	130	25.7	—
840.0177.295	35J9K400-28-Ⅱ	400	28	22	60	101.6+177.8	221	25.7	—
840.0178.295	35J9K500-28-Ⅱ	500	28	24	60	101.6+177.8	221	25.7	—
840.0179.295	35J9K630-28-Ⅱ	630	28	28	60	101.6+177.8	221	25.7	—
840.0180.295	35J9K160-30-Ⅰ	160	30	10	40	—	68	10	43.5
840.0181.295	35J9K200-30-Ⅰ	200	30	12	50	—	80	12	53.5
840.0182.295	35J9K250-30-Ⅰ	250	30	16	60	—	92	14	64.2
840.0183.295	35J9K315-30-Ⅰ	315	30	20	60	—	92	14	64.2
840.0184.295	35J9K200-30-Ⅱ	200	30	12	60	101.6	130	25.7	—
840.0185.295	35J9K250-30-Ⅱ	250	30	16	60	101.6	130	25.7	—
840.0186.295	35J9K315-30-Ⅱ	315	30	20	60	101.6	130	25.7	—
840.0187.295	35J9K400-30-Ⅱ	400	30	22	60	101.6+177.8	221	25.7	—
840.0189.295	35J9K500-30-Ⅱ	500	30	24	60	101.6+177.8	221	25.7	—
840.0188.295	35J9K630-30-Ⅱ	630	30	28	60	101.6+177.8	221	25.7	—

☆ 这种槽铣刀的主要特点在于设计的几何参数（径向负前角、轴向正前角)。采用此参数及刀片切向排列，就能保证在最高金属切除率下的平稳铣削。该铣刀适用于龙门铣床、镗铣床及普通铣床等。更换不同牌号的刀片可铣削钢、铸铁等材料。

可转位槽铣刀(双正前角)
Indexable Wide Slotters

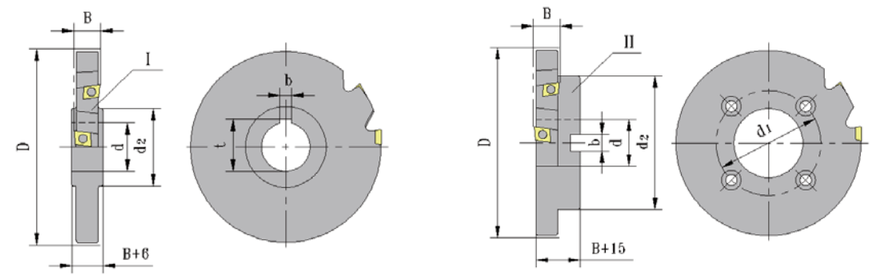

型 号	B	刀 片	螺 钉
35J9X	14	CDE313R01 CDE313L01	SM40 – 11
35J9X	16	CDE313R01 CDE313L01	SM40 – 11
35J9X	18	CDE323R05 CDE323L05	SM40 – 11
35J9X	20	CDE323R05 CDE323L05	SM40 – 11
35J9X	22	CDE323R05 CDE323L05	SM40 – 11
35J9X	24	CDE323R05 CDE323L05	SM40 – 11
35J9X	26	CDE323R05 CDE323L05	SM40 – 11
35J9X	28	CDE323R05 CDE323L05	SM40 – 11
35J9X	30	CDE323R05 CDE323L05	SM40 – 11



货 号	型 号	D	B	刀片数	安装尺寸				
					d	d_1	d_2	b	t
840.0200.295	35J9X100-14-Ⅰ	100	14	左、右各3	27	—	48	7	29.8
840.0201.295	35J9X125-14-Ⅰ	125	14	左、右各4	40	—	68	10	43.5
840.0212.295	35J9X160-14-Ⅰ	160	14	左、右各5	40	—	68	10	43.5
840.0203.295	35J9X200-14-Ⅰ	200	14	左、右各6	50	—	80	12	53.5
840.0204.295	35J9X250-14-Ⅰ	250	14	左、右各8	60	—	92	14	64.2
840.0205.295	35J9X315-14-Ⅰ	315	14	左、右各10	60	—	92	14	64.2
840.0206.295	35J9X200-14-Ⅱ	200	14	左、右各6	60	101.6	130	25.7	—
840.0207.295	35J9X250-14-Ⅱ	250	14	左、右各8	60	101.6	130	25.7	—
840.0208.295	35J9X315-14-Ⅱ	315	14	左、右各10	60	101.6	130	25.7	—
840.0209.295	35J9X400-14-Ⅱ	400	14	左、右各11	60	101.6+177.8	221	25.7	—
840.0210.295	35J9X500-14-Ⅱ	500	14	左、右各12	60	101.6+177.8	221	25.7	—
840.0211.295	35J9X100-16-Ⅰ	100	16	左、右各3	27	—	48	7	29.8
840.0202.295	35J9X125-16-Ⅰ	125	16	左、右各4	40	—	68	10	43.5
840.0213.295	35J9X160-16-Ⅰ	160	16	左、右各5	40	—	68	10	43.5
840.0214.295	35J9X200-16-Ⅰ	200	16	左、右各6	50	—	80	12	53.5
840.0215.295	35J9X250-16-Ⅰ	250	16	左、右各8	60	—	92	14	64.2
840.0216.295	35J9X315-16-Ⅰ	315	16	左、右各10	60	—	92	14	64.2
840.0217.295	35J9X200-16-Ⅱ	200	16	左、右各6	60	101.6	130	25.7	—
840.0218.295	35J9X250-16-Ⅱ	250	16	左、右各8	60	101.6	130	25.7	—
840.0219.295	35J9X315-16-Ⅱ	315	16	左、右各10	60	101.6	130	25.7	—
840.0220.295	35J9X400-16-Ⅱ	400	16	左、右各11	60	101.6+177.8	221	25.7	—

可转位槽铣刀(双正前角)
Indexable Wide Slotters

货 号	型 号	D	B	刀片数	安装尺寸				
					d	d_1	d_2	b	t
840.0221.295	35J9X500-16-Ⅱ	500	16	左、右各12	60	101.6+177.8	221	25.7	—
840.0222.295	35J9X100-18-Ⅰ	100	18	左、右各3	27	—	48	7	29.8
840.0223.295	35J9X125-18-Ⅰ	125	18	左、右各4	40	—	68	10	43.5
840.0224.295	35J9X160-18-Ⅰ	160	18	左、右各5	40	—	68	10	43.5
840.0225.295	35J9X200-18-Ⅰ	200	18	左、右各6	50	—	80	12	53.5
840.0226.295	35J9X250-18-Ⅰ	250	18	左、右各8	60	—	92	14	64.2
840.0227.295	35J9X315-18-Ⅰ	315	18	左、右各10	60	—	92	14	64.2
840.0228.295	35J9X200-18-Ⅱ	200	18	左、右各6	60	101.6	130	25.7	—
840.0229.295	35J9X250-18-Ⅱ	250	18	左、右各8	60	101.6	130	25.7	—
840.0230.295	35J9X315-18-Ⅱ	315	18	左、右各10	60	101.6	130	25.7	—
840.0231.295	35J9X400-18-Ⅱ	400	18	左、右各11	60	101.6+177.8	221	25.7	—
840.0232.295	35J9X500-18-Ⅱ	500	18	左、右各12	60	101.6+177.8	221	25.7	—
840.0233.295	35J9X100-20-Ⅰ	100	20	左、右各3	27	—	48	7	29.8
840.0234.295	35J9X125-20-Ⅰ	125	20	左、右各4	40	—	68	10	43.5
840.0235.295	35J9X160-20-Ⅰ	160	20	左、右各5	40	—	68	10	43.5
840.0236.295	35J9X200-20-Ⅰ	200	20	左、右各6	50	—	80	12	53.5
840.0237.295	35J9X250-20-Ⅰ	250	20	左、右各8	60	—	92	14	64.2
840.0238.295	35J9X315-20-Ⅰ	315	20	左、右各10	60	—	92	14	64.2
840.0239.295	35J9X200-20-Ⅱ	200	20	左、右各6	60	101.6	130	25.7	—
840.0240.295	35J9X250-20-Ⅱ	250	20	左、右各8	60	101.6	130	25.7	—
840.0241.295	35J9X315-20-Ⅱ	315	20	左、右各10	60	101.6	130	25.7	—
840.0242.295	35J9X400-20-Ⅱ	400	20	左、右各11	60	101.6+177.8	221	25.7	—
840.0243.295	35J9X500-20-Ⅱ	500	20	左、右各12	60	101.6+177.8	221	25.7	—
840.0244.295	35J9X100-22-Ⅰ	100	22	左、右各3	27	—	48	7	29.8
840.0245.295	35J9X125-22-Ⅰ	125	22	左、右各4	40	—	68	10	43.5
840.0246.295	35J9X160-22-Ⅰ	160	22	左、右各5	40	—	68	10	43.5
840.0247.295	35J9X200-22-Ⅰ	200	22	左、右各6	50	—	80	12	53.5
840.0248.295	35J9X250-22-Ⅰ	250	22	左、右各8	60	—	92	14	64.2
840.0249.295	35J9X315-22-Ⅰ	315	22	左、右各10	60	—	92	14	64.2
840.0253.295	35J9X200-22-Ⅱ	200	22	左、右各6	60	101.6	130	25.7	—
840.0254.295	35J9X250-22-Ⅱ	250	22	左、右各8	60	101.6	130	25.7	—
840.0252.295	35J9X315-22-Ⅱ	315	22	左、右各10	60	101.6	130	25.7	—
840.0250.295	35J9X400-22-Ⅱ	400	22	左、右各11	60	101.6+177.8	221	25.7	—
840.0251.295	35J9X500-22-Ⅱ	500	22	左、右各12	60	101.6+177.8	221	25.7	—
840.0257.295	35J9X160-24-Ⅰ	160	24	左6、右3	40	—	68	10	43.5
840.0258.295	35J9X200-24-Ⅰ	200	24	左8、右4	50	—	80	12	53.5
840.0259.295	35J9X250-24-Ⅰ	250	24	左10、右5	60	—	92	14	64.2
840.0260.295	35J9X315-24-Ⅰ	315	24	左12、右6	60	—	92	14	64.2
840.0261.295	35J9X200-24-Ⅱ	200	24	左8、右4	60	101.6	130	25.7	—
840.0262.295	35J9X250-24-Ⅱ	250	24	左10、右5	60	101.6	130	25.7	—
840.0263.295	35J9X315-24-Ⅱ	315	24	左12、右6	60	101.6	130	25.7	—
840.0264.295	35J9X400-24-Ⅱ	400	24	左14、右7	60	101.6+177.8	221	25.7	—
840.0265.295	35J9X500-24-Ⅱ	500	24	左16、右8	60	101.6+177.8	221	25.7	—

可转位槽铣刀(双正前角)
Indexable Wide Slotters

货 号	型 号	D	B	刀片数	安装尺寸				
					d	d_1	d_2	b	t
840.0268.295	35J9X160-26-Ⅰ	160	26	左6、右3	40	—	68	10	43.5
840.0269.295	35J9X200-26-Ⅰ	200	26	左8、右4	50	—	80	12	53.5
840.0270.295	35J9X250-26-Ⅰ	250	26	左10、右5	60	—	92	14	64.2
840.0271.295	35J9X315-26-Ⅰ	315	26	左12、右6	60	—	92	14	64.2
840.0272.295	35J9X200-26-Ⅱ	200	26	左8、右4	60	101.6	130	25.7	—
840.0273.295	35J9X250-26-Ⅱ	250	26	左10、右5	60	101.6	130	25.7	—
840.0274.295	35J9X315-26-Ⅱ	315	26	左12、右6	60	101.6	130	25.7	—
840.0275.295	35J9X400-26-Ⅱ	400	26	左14、右7	60	101.6+177.8	221	25.7	—
840.0276.295	35J9X500-26-Ⅱ	500	26	左16、右8	60	101.6+177.8	221	25.7	—
840.0279.295	35J9X160-28-Ⅰ	160	28	左6、右3	40	—	68	10	43.5
840.0280.295	35J9X200-28-Ⅰ	200	28	左8、右4	50	—	80	12	53.5
840.0281.295	35J9X250-28-Ⅰ	250	28	左10、右5	60	—	92	14	64.2
840.0286.295	35J9X315-28-Ⅰ	315	28	左12、右6	60	—	92	14	64.2
840.0284.295	35J9X200-28-Ⅱ	200	28	左8、右4	60	101.6	130	25.7	—
840.0285.295	35J9X250-28-Ⅱ	250	28	左10、右5	60	101.6	130	25.7	—
840.0282.295	35J9X315-28-Ⅱ	315	28	左12、右6	60	101.6	130	25.7	—
840.0283.295	35J9X400-28-Ⅱ	400	28	左14、右7	60	101.6+177.8	221	25.7	—
840.0287.295	35J9X500-28-Ⅱ	500	28	左16、右8	60	101.6+177.8	221	25.7	—
840.0299.295	35J9X160-30-Ⅰ	160	30	左6、右3	40	—	68	10	43.5
840.0291.295	35J9X200-30-Ⅰ	200	30	左8、右4	50	—	80	12	53.5
840.0292.295	35J9X250-30-Ⅰ	250	30	左10、右5	60	—	92	14	64.2
840.0293.295	35J9X315-30-Ⅰ	315	30	左12、右6	60	—	92	14	64.2
840.0294.295	35J9X200-30-Ⅱ	200	30	左8、右4	60	101.6	130	25.7	—
840.0295.295	35J9X250-30-Ⅱ	250	30	左10、右5	60	101.6	130	25.7	—
840.0296.295	35J9X315-30-Ⅱ	315	30	左12、右6	60	101.6	130	25.7	—
840.0297.295	35J9X400-30-Ⅱ	400	30	左14、右7	60	101.6+177.8	221	25.7	—
840.0298.295	35J9X500-30-Ⅱ	500	30	左16、右8	60	101.6+177.8	221	25.7	—

搬手78120－417 、 搬手头78120－417/2－2

☆ 35J9X具有双正前角几何参数，切削力小，刀片切向排列，具有高的铣削效率。适用于加工槽及台阶面。

☆ 更换不同牌号的刀片，可以加工钢、铸铁、钛合金、不锈钢及其它耐高温合金或有色金属等。

可转位精切槽铣刀
Indexable Finishing Wide Slotters

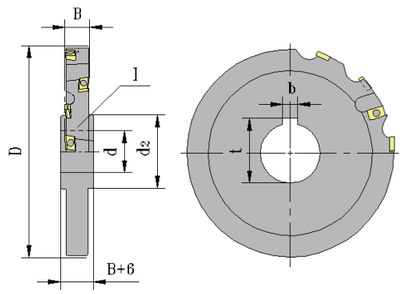

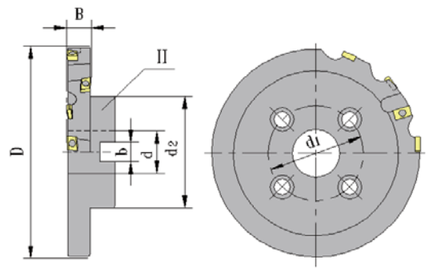

型 号	B	圆 周 齿		端 齿	
		刀 片	螺 钉	刀 片	螺 钉
35FBB –	14	CNE323R08	SM40 – 09	YDA323R110 YDA323L110	SM40 – 11
35FBB –	16	CNE323R08	SM40 – 09	YDA323R110 YDA323L110	SM40 – 11
35FBB –	18	CNE44R08	SM50 – 16	YDA323R110 YDA323L110	SM40 – 11
35FBB –	20	CNE44R08	SM50 – 16	YDA323R110 YDA323L110	SM40 – 11
35FBB –	22	CNE44R08	SM50 – 16	YDA323R110 YDA323L110	SM40 – 11
35FBB –	24	CNE454R08	SM50 – 16	YDA323R110 YDA323L110	SM40 – 11
35FBB –	26	CNE454R08	SM50 – 16	YDA323R110 YDA323L110	SM40 – 11
35FBB –	28	CNE454R08	SM50 – 16	YDA323R110 YDA323L110	SM40 – 11
35FBB –	30	CNE454R08	SM50 – 16	YDA323R110 YDA323L110	SM40 – 11

货 号	型 号	D	B	刀片数		安 装 尺 寸				
				圆周齿	端 齿	d	d_1	d_2	b	t
840.0300.295	35FBB160–14– Ⅰ	160	14	8	2	40	—	68	10	43.5
840.0301.295	35FBB200–14– Ⅰ	200	14	8	2	50	—	80	12	53.5
840.0302.295	35FBB250–14– Ⅰ	250	14	12	2	60	—	92	14	64.2
840.0303.295	35FBB200–14– Ⅱ	200	14	8	2	60	101.6	130	25.7	—
840.0304.295	35FBB250–14– Ⅱ	250	14	12	2	60	101.6	130	25.7	—
840.0305.295	35FBB315–14– Ⅱ	315	14	12	2	60	101.6	130	25.7	—
840.0306.295	35FBB400–14– Ⅱ	400	14	16	2	60	101.6+177.8	221	25.7	—
840.0307.295	35FBB500–14– Ⅱ	500	14	20	2	60	101.6+177.8	221	25.7	—
840.0310.295	35FBB160–16– Ⅰ	160	16	8	2	40	—	68	10	43.5
840.0311.295	35FBB200–16– Ⅰ	200	16	8	2	50	—	80	12	53.5
840.0312.295	35FBB250–16– Ⅰ	250	16	12	2	60	—	92	14	64.2
840.0313.295	35FBB200–16– Ⅱ	200	16	8	2	60	101.6	130	25.7	—
840.0314.295	35FBB250–16– Ⅱ	250	16	12	2	60	101.6	130	25.7	—
840.0315.295	35FBB315–16– Ⅱ	315	16	12	2	60	101.6	130	25.7	—
840.0316.295	35FBB400–16– Ⅱ	400	16	16	2	60	101.6+177.8	221	25.7	—
840.0317.295	35FBB500–16– Ⅱ	500	16	20	2	60	101.6+177.8	221	25.7	—
840.0320.295	35FBB160–18– Ⅰ	160	18	8	2	40	—	68	10	43.5
840.0321.295	35FBB200–18– Ⅰ	200	18	8	2	50	—	80	12	53.5
840.0325.295	35FBB250–18– Ⅰ	250	18	12	2	60	—	92	14	64.2
840.0323.295	35FBB200–18– Ⅱ	200	18	8	2	60	101.6	130	25.7	—

可转位精切槽铣刀
Indexable Finishing Wide Slotters

货 号	型 号	D	B	刀片数		安 装 尺 寸				
				圆周齿	端 齿	d	d_1	d_2	b	t
840.0324.295	35FBB250–18– Ⅱ	250	18	12	2	60	101.6	130	25.7	—
840.0322.295	35FBB315–18– Ⅱ	315	18	12	2	60	101.6	130	25.7	—
840.0326.295	35FBB400–18– Ⅱ	400	18	16	2	60	101.6+177.8	221	25.7	—
840.0327.295	35FBB500–18– Ⅱ	500	18	20	2	60	101.6+177.8	221	25.7	—
840.0330.295	35FBB160–20– Ⅰ	160	20	8	2	40	—	68	10	43.5
840.0331.295	35FBB200–20– Ⅰ	200	20	8	2	50	—	80	12	53.5
840.0332.295	35FBB250–20– Ⅰ	250	20	12	2	60	—	92	14	64.2
840.0333.295	35FBB200–20– Ⅱ	200	20	8	2	60	101.6	130	25.7	—
840.0336.295	35FBB250–20– Ⅱ	250	20	12	2	60	101.6	130	25.7	—
840.0335.295	35FBB315–20– Ⅱ	315	20	12	2	60	101.6	130	25.7	—
840.0334.295	35FBB400–20– Ⅱ	400	20	16	2	60	101.6+177.8	221	25.7	—
840.0337.295	35FBB500–20– Ⅱ	500	20	20	2	60	101.6+177.8	221	25.7	—
840.0340.295	35FBB160–22– Ⅰ	160	22	8	2	40	—	68	10	43.5
840.0341.295	35FBB200–22– Ⅰ	200	22	8	2	50	—	80	12	53.5
840.0344.295	35FBB250–22– Ⅰ	250	22	12	2	60	—	92	14	64.2
840.0345.295	35FBB200–22– Ⅱ	200	22	8	2	60	101.6	130	25.7	—
840.0342.295	35FBB250–22– Ⅱ	250	22	12	2	60	101.6	130	25.7	—
840.0343.295	35FBB315–22– Ⅱ	315	22	12	2	60	101.6	130	25.7	—
840.0346.295	35FBB400–22– Ⅱ	400	22	16	2	60	101.6+177.8	221	25.7	—
840.0347.295	35FBB500–22– Ⅱ	500	22	20	2	60	101.6+177.8	221	25.7	—
840.0350.295	35FBB160–24– Ⅰ	160	24	8	2	40	—	68	10	43.5
840.0351.295	35FBB200–24– Ⅰ	200	24	8	2	50	—	80	12	53.5
840.0352.295	35FBB250–24– Ⅰ	250	24	12	2	60	—	92	14	64.2
840.0353.295	35FBB200–24– Ⅱ	200	24	8	2	60	101.6	130	25.7	—
840.0356.295	35FBB250–24– Ⅱ	250	24	12	2	60	101.6	130	25.7	—
840.0355.295	35FBB315–24– Ⅱ	315	24	12	2	60	101.6	130	25.7	—
840.0354.295	35FBB400–24– Ⅱ	400	24	16	2	60	101.6+177.8	221	25.7	—
840.0357.295	35FBB500–24– Ⅱ	500	24	20	2	60	101.6+177.8	221	25.7	—
840.0360.295	35FBB160–26– Ⅰ	160	26	8	2	40	—	68	10	43.5
840.0361.295	35FBB200–26– Ⅰ	200	26	8	2	50	—	80	12	53.5
840.0362.295	35FBB250–26– Ⅰ	250	26	12	2	60	—	92	14	64.2
840.0363.295	35FBB200–26– Ⅱ	200	26	8	2	60	101.6	130	25.7	—
840.0364.295	35FBB250–26– Ⅱ	250	26	12	2	60	101.6	130	25.7	—
840.0365.295	35FBB315–26– Ⅱ	315	26	12	2	60	101.6	130	25.7	—
840.0366.295	35FBB400–26– Ⅱ	400	26	16	2	60	101.6+177.8	221	25.7	—
840.0367.295	35FBB500–26– Ⅱ	500	26	20	2	60	101.6+177.8	221	25.7	—
840.0370.295	35FBB160–28– Ⅰ	160	28	8	2	40	—	68	10	43.5
840.0371.295	35FBB200–28– Ⅰ	200	28	8	2	50	—	80	12	53.5
840.0372.295	35FBB250–28– Ⅰ	250	28	12	2	60	—	92	14	64.2
840.0373.295	35FBB200–28– Ⅱ	200	28	8	2	60	101.6	130	25.7	—
840.0374.295	35FBB250–28– Ⅱ	250	28	12	2	60	101.6	130	25.7	—
840.0375.295	35FBB315–28– Ⅱ	315	28	12	2	60	101.6	130	25.7	—
840.0376.295	35FBB400–28– Ⅱ	400	28	16	2	60	101.6+177.8	221	25.7	—

可转位精切槽铣刀
Indexable Finishing Wide Slotters

货 号	型 号	D	B	刀片数		安 装 尺 寸				
				圆周齿	端 齿	d	d_1	d_2	b	t
840.0377.295	35FBB500-28-Ⅱ	500	28	20	2	60	101.6+177.8	221	25.7	—
840.0380.295	35FBB160-30-Ⅰ	160	30	8	2	40	—	68	10	43.5
840.0381.295	35FBB200-30-Ⅰ	200	30	8	2	50	—	80	12	53.5
840.0382.295	35FBB250-30-Ⅰ	250	30	12	2	60	—	92	14	64.2
840.0383.295	35FBB200-30-Ⅱ	200	30	8	2	60	101.6	130	25.7	—
840.0384.295	35FBB250-30-Ⅱ	250	30	12	2	60	101.6	130	25.7	—
840.0385.295	35FBB315-30-Ⅱ	315	30	12	2	60	101.6	130	25.7	—
840.0386.295	35FBB400-30-Ⅱ	400	30	16	2	60	101.6+177.8	221	25.7	—
840.0387.295	35FBB500-30-Ⅱ	500	30	20	2	60	101.6+177.8	221	25.7	—

搬手78120－417 、 搬手头78120－417/2－2 、 78120－T20

☆ 35FBB系列适用于对工件的槽形进行精铣加工，槽两侧面粗糙度可达Ra3.2－Ra1.6。

☆ 铣刀宽度尺寸公差可根据用户要求进行设计制造。

可转位两面刃铣刀 (双正前角)
Indexable Half Side Milling Cutters



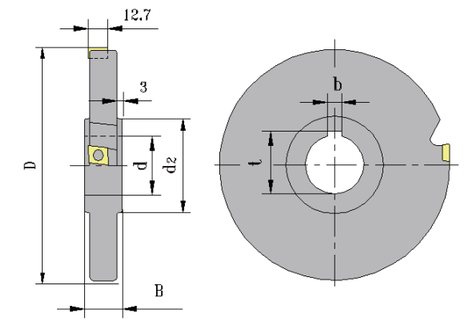

货 号	型 号	D	B	d_2	齿 数	刀片型号	螺 钉	安装尺寸		
								d	b	t
840.0200.294	25J9X125	125	20	58	8	CDE323R05	SM40－11	40	10	43.5
841.0201.294	25J9X125L	125	20	58	8	CDE323L05	SM40－11	40	10	43.5
840.0202.294	25J9X160	160	20	68	10	CDE323R05	SM40－11	40	10	43.5
841.0203.294	25J9X160L	160	20	68	10	CDE323L05	SM40－11	40	10	43.5
840.0204.294	25J9X200	200	25	80	12	CDE323R05	SM40－11	50	12	53.5
841.0205.294	25J9X200L	200	25	80	12	CDE323L05	SM40－11	50	12	53.5
840.0206.294	25J9X250	250	25	92	16	CDE323R05	SM40－11	60	14	64.2
841.0207.294	25J9X250L	250	25	92	16	CDE323L05	SM40－11	60	14	64.2

搬手78120－417 、 搬手头78120－417/2－2

☆25J9X系列适用于单独或组合加工各种台阶面及平面，该铣刀具有双正前角几何参数，切削力小，具有高的铣削效率。更换不同牌号的刀片，可以加工钢、铸铁、钛合金、不锈钢及其它耐高温合金、铝合金或有色金属等。

可转位两面刃铣刀 (正负前角)

Indexable Half Side Milling Cutters



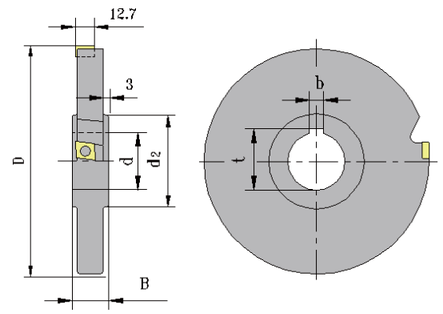

货 号	型 号	D	B	d2	齿 数	刀片型号	螺 钉	安装尺寸		
								d	b	t
840.0300.294	25J9D125	125	20	58	8	CNE44	SM50－16–T20	40	10	43.5
841.0301.294	25J9D125L	125	20	58	8	CNE44	SM50－16–T20	40	10	43.5
840.0302.294	25J9D160	160	20	68	10	CNE44	SM50－16–T20	40	10	43.5
841.0303.294	25J9D160L	160	20	68	10	CNE44	SM50－16–T20	40	10	43.5
840.0304.294	25J9D200	200	25	80	12	CNE44	SM50－16–T20	50	12	53.5
841.0305.294	25J9D200L	200	25	80	12	CNE44	SM50－16–T20	50	12	53.5
840.0306.294	25J9D250	250	25	92	16	CNE44	SM50－16–T20	60	14	64.2
841.0307.294	25J9D250L	250	25	92	16	CNE44	SM50－16–T20	60	14	64.2

搬手78120－417 、 搬手头78120－T20

☆25J9D系列适用于单独或组合加工各种台阶面及平面，该铣刀具有正的轴向前角、负的径向前角，刀片切向排列，可以高效铣削钢及铸铁等材料。

可转位螺旋立铣刀

Indexable Helical End Mills

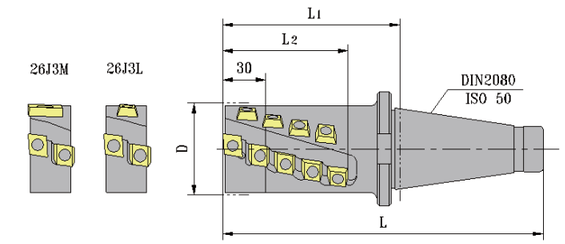

货 号	型 号	D	L	L1	L2	刃 沟 数	刀 片
							SPE－55R02
840.0171.293	26J4P063－065	63	240	113	65	4	8
840.1124.293	26J4P063－090	63	265	138	90	4	14
840.1183.293	26J4P080－100V	80	277	150	100	4	16
840.0123.293	26J4P080－100W	80	277	150	100	6	24
840.0169.293	26J4P100－118W	100	297	170	118	6	30
加长型							
840.1125.293	26J4P063－140	63	320	193.5	140	4	26
840.1126.293	26J4P080－200V	80	380	253	200	4	38
840.1257.288	26J4P080－200W	80	380	253	200	6	57

货 号	型 号	D	L	L1	L2	刃 沟 数	刀 片
							SPE－55R02
840.0135.293	26J4P063–065 WST50	63	215	113	65	4	8
840.1156.293	26J4P063–090 WST50	63	240	138	90	4	14
840.1157.293	26J4P080–100V WST50	80	252	150	100	4	16
840.0136.293	26J4P080–100W WST50	80	252	150	100	6	24
840.1197.293	26J4P100–118W WST50	100	272	170	118	6	30
加长型							
840.1155.293	26J4P063–140 WST50	63	295	193.5	146	4	26
840.0137.293	26J4P080–200V WST50	80	355	253	200	4	38
840.0138.293	26J4P080–200W WST50	80	355	253	200	6	57

货 号	型 号	D	L	L1	L2	刃 沟 数	刀 片
							SPE－55R02
840.1193.293	26J4P063－065 JT50	63	215	113	65	4	8
840.0176.293	26J4P063－090 JT50	63	240	138	90	4	14
840.0178.293	26J4P080－100V JT50	80	252	149.5	100	4	16
840.0174.293	26J4P080－100W JT50	80	252	149.5	100	6	24
840.0185.293	26J4P100－118W JT50	100	272	170	118	6	30
加长型							
840.1192.293	26J4P063－140 JT50	63	295	193.5	146	4	26
840.1148.293	26J4P080－200V JT50	80	360	258	200	4	38
840.9187.293	26J4P080－200W JT50	80	360	258	200	6	57

可转位螺旋立铣刀
Indexable Helical End Mills

货 号	型 号	D	L	L_1	L_2	刃 沟 数	刀 片
							SPE－55R02
840.1195.293	26J4P063－065 BT50	63	235	133	65	4	8
840.1186.293	26J4P063－090 BT50	63	260	158	90	4	14
840.0166.293	26J4P080－100V BT50	80	270	168.4	100	4	16
840.0167.293	26J4P080－100W BT50	80	270	168.4	100	6	24
840.1196.293	26J4P100－118W BT50	100	292	190	118	6	30
加长型							
840.1152.293	26J4P063－140 BT50	63	316	213.5	146	4	26
840.1145.293	26J4P080－200V BT50	80	377	275	200	4	38
840.1194.293	26J4P080－200W BT50	80	377	275	200	6	57

货 号	可换头型号	D	刃沟数	刀 片		拉紧螺钉
				SPE－55R02	SPE－55R03	
840.0131.293	26J3L063–030	63	4	4	2	70070–434
840.0130.293	26J3L080–030V	80	4	4	2	70070–435
840.2572.288	26J3L080–030W	80	6	6	3	70070–435
840.0132.293	26J3L100–030W	100	6	6	3	70070–435

货 号	可换头型号	D	刃沟数	刀 片			拉紧螺钉	锁紧螺钉	
				SPE－55R02	SPE－55R03	SPE－55R04		型 号	数 量
840.0143.293	26J3M063–030	63	4	2	2	2	70070–434M	GB71－85M5×8	2
840.0140.293	26J3M080–030V	80	4	2	2	2	70070–435M	GB71－85M5×8	2
840.0141.293	26J3M080–030W	80	6	3	3	3	70070–435M	GB71－85M5×8	2
840.0142.293	26J3M100–030W	100	6	3	3	3	70070–435M	GB71－85M5×8	2

螺钉SM50－16－T20 搬手78120－417 搬手头78120－T20

☆26J4P系列，适用于多种机床上进行大切深、大走刀粗铣立面及台阶面。其螺旋立铣刀头部是可换的，当头部损坏时，可以快速更换，使用方便而且降低工具费。可换头有26J3L和26J3M两种，26J3L适用于铣削立面及前端面铣削量不大的台阶面。26J3M端面切削齿增加一倍，适用于铣削前端铣削量较大的台阶面。铣刀出厂时前端装26J3L可换头，若用户要求装配26J3M可换头，需在订货时注明。

☆26J4P系列的柄部型式为DIN2080（与GB/T3837、ISO297等效）50号柄，如用户需要其它标准的柄部型式订货时请注明柄部标准代号。

可转位螺旋立铣刀
Indexable Helical End Mills

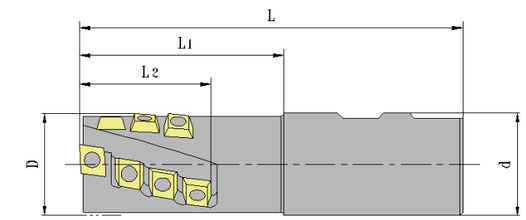

货 号	型 号	D	d	L	L_1	L_2	刃沟数	刀 片	
								CDE313R01	SPE33R01
840.0100.293	26J1J1032–044	32	32	135	75	44	2	1	5
840.0101.293	26J1J040–051	40	40	150	80	51	4	2	12
840.0102.293	26J1J050–059	50	50	170	90	59	4	2	14
840.0103.293	26J1J050–080	50	50	190	110	80	4	2	20

螺钉SM40－09 、 搬手78120－417 、 搬手头78120－417/2－2

☆ 26J1J系列适于在多种机床上铣削立面、台阶面。更换不同牌号的刀片可加工各种钢、铸铁、有色金属，包括钛合金和稀有金属等。

套式可转位螺旋立铣刀
Indexable Helical End Mills with Hole



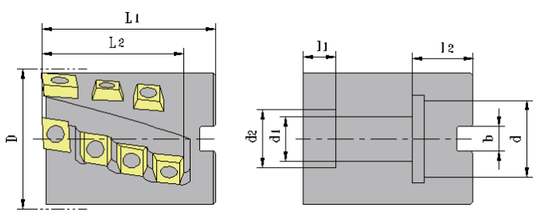

货 号	型 号	D	L1	L2	l1	l2	d	d1	d2	b	刃沟数	刀 片		
												SPE55R02	SPE55R03	SPE55R04
840.0300.293	26UIM063–047	63	70	47	18	40	32	18	26	14.4	4	6	2	2
840.0301.293	26UIM080–064	80	80	64	18	15	32	18	26	14.4	6	15	3	3
840.0302.293	26UIM100–084	100	100	84	22	55	40	22	56	16.4	6	21	3	3
840.0303.293	26U1M125–092	125	110	92	26	60	50	26	82	18.4	8	32	4	4
840.0304.293	26U1M160–070	160	104	70	30	60	60	33	100	25.7	10	30	5	5

螺钉SM50－16－T20 、 搬手78120－417 、 搬手头78120－T20

☆26U1M系列，适用于在大功率机床上，粗铣大型工件的槽孔和台阶面，更换不同的刀杆，可满足不同工件加工的要求。

☆更换不同牌号的刀片，可加工钢、铸铁、有色金属等多种材料。

可转位高效螺旋立铣刀
Indexable High Efficiency Helical End Mills



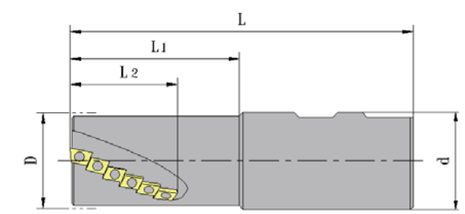

货 号	型 号	D	d	L	L1	L2	刃沟数	端齿刀片	圆周齿刀片	螺 钉
								ZDE324－K08T13	CDE322－LKH03T13	
840.0200.293	29J2A032–050V21	32	32	135	75	48	2	2	6	SM40–11
840.0201.293	29J2A032–050W21	32	32	135	75	48	3	3	9	SM40–11
840.0202.293	29J2A040–050V22	40	40	150	80	48	3	3	9	SM40–11
840.0203.293	29J2A040–050W22	40	40	150	80	48	4	4	12	SM40–11

搬手78120－417 、 搬手头78120－41

可转位高效螺旋立铣刀
Indexable High Efficiency Helical End Mills

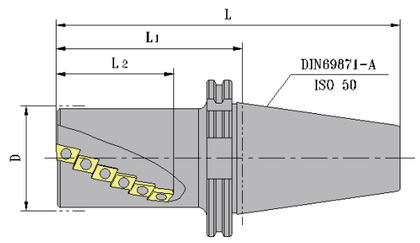

货 号	型 号	D	L	L1	L2	刃沟数	端齿刀片	圆周齿刀片	螺 钉
							ZDE324K08	CDE322LKH03	
840.0207.293	29J2A050–060V07	50	202	100	60	3	3	12	SM40–11
840.0205.293	29J2A050–060W07	50	202	100	60	4	4	16	SM40–11
840.0206.293	29J2A050–060X07	50	202	100	60	5	5	20	SM40–11
840.0209.293	29J2A063–072V07	63	215	113	72	4	4	20	SM40–11
840.0211.293	29J2A063–095V07	63	240	138	95	4	4	28	SM40–11
840.0210.293	29J2A063–072W07	63	215	113	72	5	5	25	SM40–11
840.0213.293	29J2A063–095W07	63	240	138	95	5	5	35	SM40–11
840.0214.293	29J2A063–072X07	63	215	113	72	6	6	30	SM40–11
840.0215.293	29J2A063–095X07	63	240	138	95	6	6	42	SM40–11
840.0216.293	29J2A080–095V07	80	252	150	95	5	5	35	SM40–11
840.0217.293	29J2A080–095W07	80	252	150	95	6	6	42	SM40–11

搬手78120－417 、 搬手头78120－417/2－2

☆ 29J2A系列适用于在大功率机床上高效铣削立面、台阶面、槽及凹腔。更换不同牌号的刀片可加工各种钢、铸铁、有色金属，包括钛合金和稀有金属。与一般可转位螺旋立铣刀比较，该铣刀有效齿增加一倍多，因此进给量可增加2～2.5倍。铣刀柄部型式，可根据用户的机床要求设计制造。

可转位立铣刀
Indexable End Mills



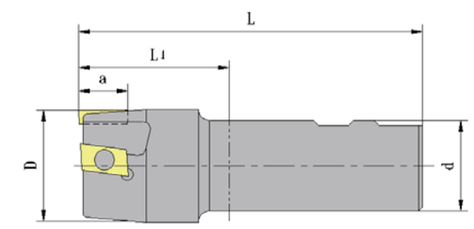

货 号	型 号	D	d	L	L1	齿数	刀 片	螺钉	切深a
840.0003.293	16J1A025	25	25	95	39	3	CDE322R01或CDE322R04	SM40－07	10
840.0004.293	16J1A032	32	25	95	39	3	CDE322R01或CDE322R04	SM40－07	10
840.0005.293	16J1A040	40	25	95	39	4	CDE322R01或CDE322R04	SM40－07	10
840.0012.293	16J1D025	25	25	95	39	2	CDE322R01或CDE334R04	SM40－09	18
840.0013.293	16J1D032	32	25	95	35	3	CDE322R01或CDE334R04	SM40－11	18
840.0014.293	16J1D040	40	32	100	40	4	CDE322R01或CDE334R04	SM40－11	18

搬手78120－417、 搬手头78120－417/2－2

☆该铣刀主要特点是刀片切向排列，承受切向切削力，使高刚性的铣刀在切削中无振动。更换不同材质的刀片可以加工多种材料，铣削具有通槽、台阶表面、内表面、立面的工件。

☆铣刀16J1A系列出厂装CDE322R01刀片，如特殊需要订货注明可装圆角刀片CDE322R04。

☆铣刀16J1D系列出厂装CDE334R01刀片，如特殊需要订货注明可装　刀片CDE334R04。

可转位T型槽铣刀
Indexable T–type Grooving Mills



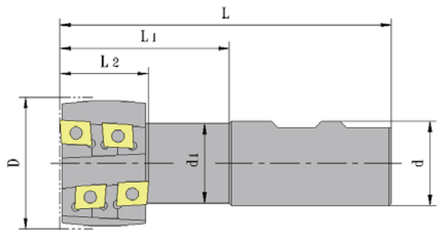

货 号	型 号	D	d	d1	L	L1	L2	刀片数/有效齿数	刀片型号	数 量	刀片型号	数 量
840.0001.294	16T18	31	32	16	112	46	13	2 / 1	CDE313R01	1	CDE313L01	1
840.0002.294	16T22	38	32	20	121	55	17	4 / 2	CDE313R01	2	CDE313L01	2
840.0003.294	16T28	48	32	26	129	65	21	4 / 2	CDE323R05	2	CDE323L05	2
840.0004.294	16T32	55	32	30	132	70	23	4 / 2	CDE323R05	2	CDE323L05	2
840.0005.294	16T36	58	32	31	133	71	26	6 / 2	CDE313R01	2	CDE313L01	4
840.0006.294	16T42	70	40	39	157	85	33	1 2 / 3	CDE313R01	6	CDE313L01	6
840.0007.294	16T48	82	40	39	167	95	38	1 2 / 3	CDE323R05	6	CDE323L05	6

螺钉SM40 – 09 搬手78120 – 417 搬手头78120 – 417/2 – 2

☆16T系列具有以下特点：(1)具有合适的前角及大的容屑槽，可以加工钢、合金钢、铸铁。
(2)铣刀外廓尺寸根据国家标准GB158–84设计，加工出的T型槽符合国家标准。
☆因为T型槽铣削属于半封闭铣削加工，建议使用铣刀加工T型槽时，用压缩空气或充分的冷却液以利于排屑。

可转位立铣刀（主偏角45°）
Indexable End Mills



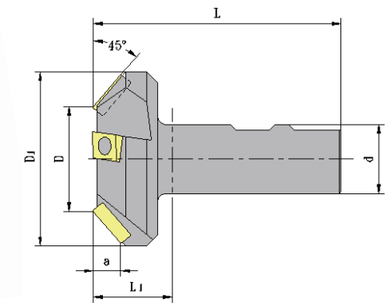

货 号	型 号	D	D1	d	L	L1	刀片数/有效齿数	a	刀片型号
840.0030.293	670C10	25	46	25	90	30	4/4	7	LSE323R02
840.0031.293	670C15	40	61	25	90	30	4/4	7	LSE323R02
840.0032.293	670C20	50	71	32	90	30	6/6	7	LSE323R02
840.0033.293	670C20–16	50	92	50	120	39	6/3	16	LSE323R02

螺钉SM40 – 09 、 搬手78120 – 417 、 搬手头78120 – 417/2 – 2

☆该铣刀具有良好的刚性，能获得非常高的切削效率。适用于在万能铣和升降台式铣床上铣削平面与倒角，在加工条件不稳定的情况下也能平稳切削。
☆大的每齿进给量使你的机床能够发挥最佳效率。
☆该铣刀特别适于在加工中心上利用圆弧插补加工大孔的45° 倒角，或铣削焊接件的坡口。

可转位倒角铣刀
Indexable Chamfer Mills

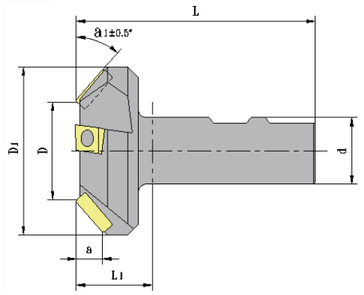

货 号	型 号	D	D1	d	a1	a	L	L1	齿数	刀片	螺钉
840.0040.293	670C15–30°	40	66	25	30°	6	90	34	4	LSE323R02	SM40 – 09
840.0041.293	670C15–45°	40	60	25	45°	9	90	34	4	LSE323R02	SM40 – 09
840.0042.293	670C15–60°	40	55	25	60°	11	90	34	4	LSE323R02	SM40 – 09

货 号	型 号	D	D1	d	a1	a	L	L1	齿数	刀片	螺钉
840.0043.293	670C15–30° A	40	76	32	30°	8	94	34	4	LND424K05	SM50 – 13
840.0044.293	670C15–45° A	40	72	32	45°	12	94	34	4	LND424K05	SM50 – 13
840.0045.293	670C15–60° A	40	56	32	60°	15	94	34	4	LND424K05	SM50 – 13

货 号	型 号	D	D1	d	a1	a	L	L1	刀片数/有效齿数	刀片	螺钉
840.0046.293	670C15–30° B	40	83	40	30°	12	113	43	4/2	LNE323 – 02	SM40 – 09
840.0047.293	670C15–45° B	40	75	40	45°	17	113	43	4/2	LNE323 – 02	SM40 – 09
840.0048.293	670C15–60° B	40	64	40	60°	21	113	43	4/2	LNE323 – 02	SM40 – 09

搬手78120 – 417 、 搬手头78120 – 417/2 – 2

☆该铣刀具有良好的刚性，能获得非常高的切削效率。适用于加工30° 、45° 、60° 倒棱。三种系列有不同的切深可供选择。该倒角铣刀无端面刃，只应用于加工倒角。

可转位内螺纹旋风铣刀
Indexable Internal Thread Mills



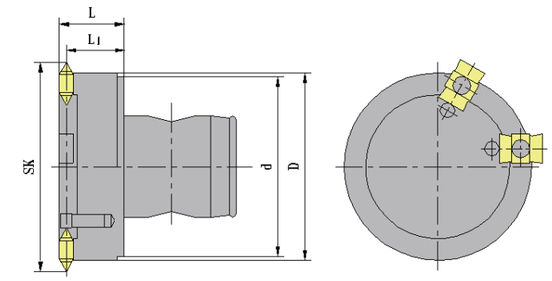

货 号	型 号	TMG21接柄d	内螺纹 直径范围	内螺纹 Pmax最大齿距	理论外径SK	L	L1	齿数	齿形角60° 刀片型号	齿形角60° 螺距P范围	螺 钉
840.0100.296	NLD032–41	ABS32	52 – 63	5.5	41	22.5	20	4	92.40.001.04/92.40.003.04	1.5 – 3/3 – 5.5	SM35 – 09
840.0101.296	NLD040–51	ABS40	64 – 76	5.5	51	28.5	25	4	92.40.101.04/92.40.103.04	1.5 – 3/3 – 6.5	SM50 – 16 – T20
840.0102.296	NLD050–60	ABS50	77 – 95	6.5	60	28.5	25	4	92.40.101.04/92.40.103.04	1.5 – 3/3 – 6.5	SM50 – 16 – T20
840.0103.296	NLD063–80	ABS63	96 – 115	6.5	80	28.5	25	6	92.40.101.04/92.40.103.04	1.5 – 3/3 – 6.5	SM50 – 16 – T20
840.0104.296	NLD080–96	ABS80	116 – 140	6.5	96	28.5	25	6	92.40.101.04/92.40.103.04	1.5 – 3/3 – 6.5	SM50 – 16 – T20
840.0105.296	NLD100–112	ABS100	141 – 180	6.5	112	38.5	35	8	92.40.101.04/92.40.103.04	1.5 – 3/3 – 6.5	SM50 – 16 – T20
840.0106.296	NLD80–112A	ABS80	141 – 180	10	112	40	35	8	92.40.203.04/92.40.206.04	4 – 6.5/6 – 10	SM50 – 19 – T20

☆可转位内螺纹旋风铣刀是用于粗、精加工不同齿形内螺纹的高效切削工具。标准铣刀装加工60° 齿形角的刀片，其它角度根据用户要求设计制造。

☆每个刀片可以转位四次。该刀具具有内冷却系统。

可转位粗镗刀
Indexable Rough Mills

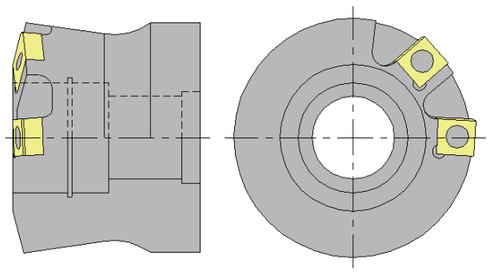

☆可转位粗镗刀用于汽车发动机、内燃机汽缸及其它零件孔的粗加工。由于刀片切向安装，可承受较大的切削力，每齿走刀量可达0.5mm，有较高的切削效率。订货时由用户提出孔的加工要求，安装尺寸、被加工材料等。

立装可转位铣刀使用说明

为使用户更合理的选用、使用我公司生产的立装可转位铣刀，现将选用、使用中经常遇到的问题作以下说明：

1. 立装可转位铣刀根据不同的使用要求设计多种不同的系列，选用时请根据以下情况考虑：
（1）使用机床功率的大小。
（2）加工系统刚性。
（3）机床刀具联接尺寸。
（4）加工工件的材料、形状、加工余量、加工精度要求等。
根据用户不同的使用情况，我公司可协助选出合理的方案，使铣刀的性能得到更好的发挥，为用户创造更好的经济效益。
2. 除样本中所列的铣刀品种、系列外，如需其它不同的直径、厚度、安装尺寸及其它异形刀具，可根据用户的需要应用CAD/CAM进行设计制造。样本中的刀具编号后有"L"的为左旋刀，编号后有"E"的为加长型。
3. 立装可转位铣刀使用的刀片为专用刀片。我公司引进了进口设备，加工出的刀片尺寸精度可保证铣刀的综合精度及性能。使用我公司生产的刀片，铣刀出现质量问题由我公司负责。
4. 立装可转位铣刀的附件，由我公司全部提供。其中，梅花螺钉、搬手头有国产的及进口的供用户选用。
5. 铣刀使用过程中，发生意外的损坏，我公司可根据损坏的情况，协助用户进行修复。
6. 铣刀使用过程中，发生螺钉断裂或卡死的情况，不能采用打碎刀片的方法拆卸螺钉，以防止破坏刀槽的精度。建议采用如下方法拆卸：
（1）先用小冲子在螺钉头部打出一字型缺口，然后沿逆时针方向逐渐冲下，松开螺钉。
（2）螺钉损坏严重的或螺钉断裂在刀体内的情况，可用电脉冲机床将螺钉打出。
7. 为防止刀片紧固螺钉在铣刀存放及使用过程中生锈或卡死，建议在螺钉上涂防锈、防卡的润滑油，也可用二硫化钼代用。

立装可转位铣刀切削用量推荐表

材　质	布氏硬度 抗拉强度	切削速度（米/分）		每齿进给量（毫米/齿）		
				平面铣刀、槽铣刀		立铣刀
		粗　铣	精　铣	负前角	正前角	
铸铁	HB					
低硬度	≤170	60–90	90 – 120	0.5 – 1.2	0.3 – 0.9	0.15 – 0.4
中硬度	170 – 180	55 – 80	75 – 105	0.3 – 1.0	0.3 – 0.8	0.1 – 0.3
高硬度	220 – 300	45 – 60	60 – 90	0.2 – 0.8	0.2 – 0.6	0.1 – 0.2
钢	N/mm2					
一般钢	400 – 700	120 – 240	150 – 300	0.3 – 1.0	0.2 – 0.8	0.15 – 0.4
低硬合金钢	500 – 800	90 – 180	120 – 240	0.3 – 0.9	0.2 – 0.8	0.1 – 0.3
中硬合金钢	800 – 1100	60 – 120	60 – 120	0.3 – 0.8	0.2 – 0.6	0.1 – 0.25
高硬合金钢	1100 – 1400	25 – 60	30 – 90	0.2 – 0.8	–	0.08 – 0.15
铸钢	400 – 700	45 – 90	75 – 140	0.3 – 1.0	0.3 – 0.8	0.1 – 0.3
黄　铜		150 – 600	300 – 900	–	0.25 – 0.50	0.25 – 0.50
青　铜		90 – 300	150 – 300	–	0.25 – 0.50	0.25 – 0.50
铝		900 – 4500	≥1500	–	0.15 – 1.00	0.15 – 1.00
镁		1500 – 4500	≥1500	–	0.15 – 1.00	0.15 – 1.00

立装可转位铣刀刀片外形尺寸
Inserts Dimentions for Indexable Mills

刀片型号	宽度 × 长度 × 厚度 B L H	简图
BDE223R02/20	7.9 × 13.4 × 5.1	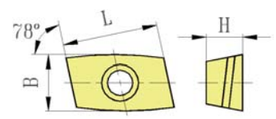
BDE323R06/25	9.5 × 12.7 × 4.8	
BDE323R07/32	9.5 × 12.7 × 4.8	
BDE323R08/40	9.5 × 12.7 × 4.8	
BDE323R09/50	9.5 × 14.2 × 4.8	
BDE323R09/60	9.5 × 14.2 × 4.8	
BDE434R01	12.7 × 20.6 × 6.4	
CDE212L01	7.9 × 11.1 × 3.8	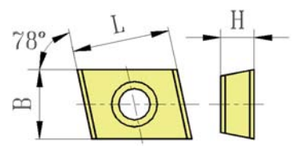
CDE212L02	7.9 × 9.5 × 3.8	
CDE313R01	11.1 × 9.5 × 4.8	
CDE313L01	11.1 × 9.5 × 4.8	
CDE322L14	9.5 × 13.9 × 3.8	
CDE322R01	9.5 × 12.7 × 3.8	
CDE322L01	9.5 × 12.7 × 3.8	
CDE322R04	9.5 × 12.7 × 3.8	
CDE322R05	9.5 × 12.7 × 3.8	
CDE322L05	9.5 × 12.7 × 3.8	
CDE322LKH03	9.5 × 12.7 × 3.8	
CDE322LKH03T13	9.5 × 12.7 × 3.8	
CDE323R05	9.5 × 12.7 × 4.8	
CDE323L05	9.5 × 12.7 × 4.8	
CDE333R01	11.1 × 17.5 × 4.8	
CDE334R01	9.5 × 19.1 × 6.4	
CDE334R04	9.5 × 19.1 × 6.4	
CNE323	9.5 × 12.7 × 4.8	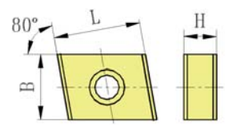
CNE323 – R0.8	9.5 × 12.7 × 4.8	
CNE44	12.7 × 12.7 × 6.4	
CNE44 – R0.8	12.7 × 12.7 × 6.4	
CNE454	14.3 × 16.3 × 6.4	
LNE322 – K05PH12	9.5 × 15.9 × 3.9	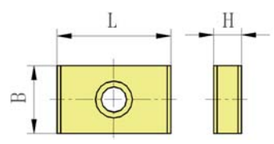
LNE323 – K05PH12	9.5 × 15.9 × 4.8	
LNE323 – 02	12.7 × 15.9 × 6.4	
LNE424R01	14.3 × 19.1 × 6.4	
LNE434 – 02	14.3 × 28.6 × 9.5	
LNE446R01	14.3 × 28.6 × 9.5	
LNE446L01	14.3 × 19.1 × 9.5	
LNE336R01M1	14.3 × 19.1 × 9.5	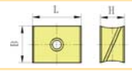
LNE446R01M	16 × 28.6 × 9.5	

L

立装可转位铣刀刀片外形尺寸
Inserts Dimentions for Indexable Mills

刀片型号	宽度 × 长度 × 厚度 B L H	简图
LSE323R02	9.5 × 15.9 × 4.8	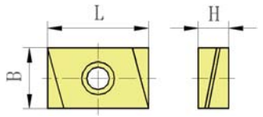
LSE323L02	9.5 × 15.9 × 4.8	
LSE434R01	14.3 × 19 × 6.4	
LSE434L01	14.3 × 19 × 6.4	
LSE435R100	13 × 19 × 8.5	
LSE446R01	14.3 × 28.6 × 9.5	
LSE446L01	14.3 × 28.6 × 9.5	
LSE346R01 – M	14.3 × 24 × 9.5	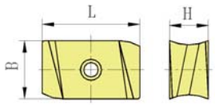
LPE435R100	14.3 × 19 × 8.5	
LSE446R01 – M	16 × 28.6 × 9.5	
LPE446R100	16 × 28.6 × 9.5	
SNE33 – 01	9.5 × 9.5 × 4.8	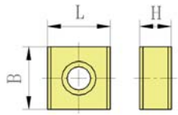
SNC44 – 60	12.7 × 12.7 × 6.35(M4)	
SNC55	15.9 × 15.9 × 7.9	
SNC55K08PH10X6	15.9 × 15.9 × 7.9	
SPE33R01	11.1 × 11.1 × 4.8 × 80°	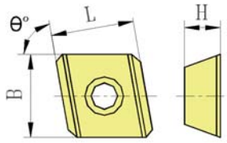
SPE33R02	11.1 × 11.1 × 4.8 × 80°	
SPE44 – 102	15 × 15 × 6.4 × 90°	
SPE55R02	14.3 × 14.3 × 6.4 × 80°	
SPE55R03	12.7 × 14.3 × 6.4 × 80°	
SPE55R04	14.3 × 22.8 × 6.4 × 80°	
JPE33R01	11.1 × 11.1 × 4.8 × 70°	
YCE323 – 01	9.5 × 15.9 × 4.8	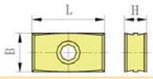
YCE434 – 01	14.3 × 19.1 × 6.4	
92、40、001、04	9.5 × 15.9 × 4.8	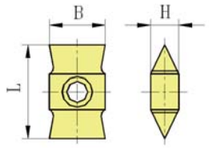
92、40、003、04	9.5 × 15.9 × 4.8	
92、40、101、04	12.7 × 19 × 6.4	
92、40、103、04	12.7 × 19 × 6.4	
92、40、203、04	14.3 × 28.6 × 9.5	
92、40、206、04	14.3 × 28.6 × 9.5	
ZDE324K08	9.5 × 15.9 × 6.4	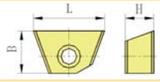
ZDE324K08T13	9.5 × 15.9 × 6.4	

L