

Catalogue 2017/18

2017-01



WORX
PROFESSIONAL

***SLIM BODY DESIGN,
LOWER TEMPERATURE***



WU800S
PROFESSIONAL

100mm 750W Angle Grinder

WU700S

Auto stop brush
Slim body design
Spindle lock
Ergonomic handle with soft grip



Specifications

Input power	750 W
Rated speed	12000 /min
Disc size	100 mm
Disc bore	16 mm
Spindle thread	M10
Cable	3.0 m
Machine weight	1.5 kg

Equipment

1pc Spanner

100mm 720W Angle Grinder

WU800S

Auto Stop Carbon Brush
Spindle lock
2- positions auxiliary handle
Slim body design
Slide on/off switch
Detachable grating



Specifications

Input power	720 W
Rated speed	12000 /min
Disc size	100 mm
Disc bore	16 mm
Spindle thread	M10
Cable	3.0 m
Machine weight	1.5 kg

Equipment

1pc auxiliary handle
1pc spanner

100mm 850W Angle Grinder

WU718

Auto Stop Carbon Brush
Slide on/off switch
Spindle lock
Slim body design



Specifications

Input power	850 W
No-load speed	12000 /min
Disc size	100 mm
Spindle thread	M10
Machine weight	1.6 kg

Equipment

1pc auxiliary handle
1pc spanner

125mm 1050W Angle Grinder

WU732

Auto Stop Carbon Brush
Slide on/off switch
Spindle lock
Slim body design



Specifications

Input power	1050 W
Rated speed	10000 /min
Disc size	125 mm
Disc bore	22.2 mm
Spindle thread	M14
Cable	3 m
Machine weight	1.7 kg

Equipment

1pc auxiliary handle
1pc spanner

180mm 2500W Angle Grinder

WU738.1

Auto Stop Carbon Brush
External brush change
Soft painted handle
Spindle lock
Compact aluminum gear box
3-positions auxiliary handle
Lock-on switch



Specifications

Input power	2500 W
Rated speed	8400 /min
Disc size	180 mm
Disc bore	22.2 mm
Spindle thread	M14
Cable	3.0 m
Machine weight	4.8 kg

Equipment

1pc auxiliary handle
1pc spanner
1pc allen key

230mm 2500W Angle Grinder

WU746.1

Auto Stop Carbon Brush
External brush change
Soft painted handle
Spindle lock
Compact aluminum gear box
3-positions auxiliary handle
Lock-on switch



Specifications

Input power	2500 W
Rated speed	6500 /min
Disc size	230 mm
Disc bore	22.2 mm
Spindle thread	M14
Cable	3.0 m
Machine weight	4.9 kg

Equipment

1pc auxiliary handle
1pc spanner

550W Die Grinder

WU717

Auto Stop Carbon Brush
Slim body design
Lock-on switch
Hardening collet
Rubber overmould grip for improved comfort



Specifications

Input power	550 W
No load speed	28500 /min
Disc size	32 mm
Collet thread	M6
Cable	3.0 m
Machine weight	1.6 kg

Equipment

2pc spanner

1200W Polisher

WU756

Constant speed maintains speed under load
2 positions auxiliary handle
7 speed positions adjustment
Ergonomic handle with soft grip
Rubber housing prevent bumping and scraping
Lock on switch



Specifications

Input power	1200 W
No load speed	0 - 600 / 3000 /min
Disc size	150 mm
Spindle thread	M14
Cable	3.0 m
Machine weight	3.0 kg

Equipment

1pc auxiliary handle
1pc polishing disk

10mm 12V Drill / Driver **LITHIUM POWER**

WU128.2

2 speed gear control
15+1 torque setting for different work application
10mm keyless chuck with auto spindle lock
LED light and low battery capacity indicator
Compact and lightweight design
Variable speed with forward and reverse rotation
Soft grip handle

Specifications

Voltage	12 V
No-load speed	0-350/0-1350 /min
Chuck capacity	10 mm
Max. torque in drill mode	28 N·m
Torque setting	15 + 1
Drilling capacity	Wood 20 mm
	Steel 10 mm
Battery capacity	1.5 Ah
Machine weight	1.0 kg
Charging Time	1 hr

Equipment

2pc 1.5Ah battery pack
1pc 1.5A charger



12V Li-on Impact Driver **LITHIUM POWER**

WU280

Metal gear box
LED work light
Variable speed control

Specifications

Voltage	12 V
No-load speed	0 - 2400 /min
Impact rate	0 - 3000 bpm
Chuck size	1/4" Hex
Max. torque	100 N·m
Battery capacity	2.0 Ah
Machine weight	1.0 kg

Equipment

2pc screwdriver bit
2pc 2.0Ah battery pack
1pc 1hr charger
1pc carry case



* 1.5Ah battery for optional choice

10mm 16V Max Drill / Driver

WU171

16V MAX LITHIUM

10mm single sleeve chuck for one hand operation
2 speed variable speed range
Soft grip handle
LED work light

Specifications

Voltage	16 V Max
No-load speed	Gear 1 0 - 400 /min
	Gear 2 0 - 1500 /min
Chuck capacity	10 mm
Max. torque in drill mode	35 N·m
Torque setting	16 Including drill mode
Drilling capacity	Wood 28 mm
	Steel 10 mm
Battery capacity	2.0 Ah
Machine weight	1.2 kg

* 1.5Ah battery for optional choice

Equipment

1pc hook
1pc double ended bit
2pc 2.0Ah battery pack
1pc 1hr charger
1pc carry case



20V Max Li-Ion Impact Drill

WU310

20V MAX LITHIUM POWER SHAR

13mm single sleeve chuck for one hand operation
2 speed variable speed range
Compact size and lightweight design
Rubber overmould grip for improved comfort and control
LED work light

Specifications

Voltage	20 V Max
No-load speed	0 - 550 / 0 - 1800 /min
Impact frequency	0 - 8800 / 0 - 28800 bpm
Chuck capacity	13 mm
Max torque	50 N·m
Torque setting	22+1+1
Max drilling capacity	Wood 40 mm
	Concrete 13 mm
	Brickwork 16 mm
	Steel 13 mm
Battery capacity	2.0 Ah
Machine weight	1.65 kg

Equipment

2pc 2.0Ah battery pack
1pc 45min charger
1pc double ended bit
1pc carry case



20V Max Li-Ion Brushless Impact Driver

WU292

20V MAX LITHIUM 5.0Ah POWER SHAR

All-metal gears for increased durability
Variable 3-speed design
LED light great for dark areas
LED indicator reminds battery level any time
Compact and lightweight design
Belt Hook /Bit storage

Specifications

Voltage	20 V Max
Chuck Size	1/4" (6.35 mm)
No-load speed	0 - 1300 / 2100 / 2900 /min
Impact rate	0 - 1600 / 2900 / 3300 bpm
Max torque	60 / 105 / 175 N·m
Battery capacity	5.0 Ah
Machine weight	1.7 kg

Equipment

2pc 5.0Ah battery pack
1pc 1hr charger
1pc hook
1pc carry case



20V Max Li-Ion Brushless Impact Wrench

WU278.1

20V MAX LITHIUM 5.0Ah POWER SHAR

3 speeds with auto stop function
LED light great for dark areas
LED indicator reminds battery level any time
Compact and lightweight design
Belt Hook /Bit storage

Specifications

Voltage	20 V Max
Chuck Size	1/2" (13 mm)
No-load speed	0 - 1300 / 2100 / 2900 /min
Impact rate	0 - 1600 / 2900 / 3300 bpm
Max torque	300 N·m
Battery capacity	5.0 Ah
Machine weight	1.7 kg

Equipment

2pc 20V 5.0Ah battery pack
1pc 1hr charger
1pc hook
1pc carry case



20V Max Li-Ion Brushless Drill Driver

WU175

20V MAX LITHIUM 5.0Ah POWER SHAR

Variable 2-speed design
LED light great for dark areas
LED indicator reminds battery level any time
Compact and lightweight design
Belt Hook /Bit storage

Specifications

Voltage	20 V Max
No-load speed	0 - 600 / 0 - 2000 /min
Chuck capacity	13 mm
Max torque	60 N·m
Torque setting	18+1
Max drilling capacity	Wood 40 mm
	steel 13 mm
Battery capacity	5.0 Ah
Charging time	1 hr
Machine weight	1.83 kg

Equipment

2pc 5.0Ah battery pack
1pc 1hr charger
1pc double ended bits (PH2 / SL5.5)
1pc hook
1pc carry case



20V Max Li-Ion Brushless Hammer Drill

WU309

20V MAX LITHIUM 5.0Ah POWER SHAR

Variable 2-speed design
22+1+1 position clutch
LED indicator reminds battery level any time
Compact and lightweight design
Belt Hook /Bit storage

Specifications

Voltage	20 V Max
Impact frequency	0 - 9600 / 0 - 32000 bpm
No-load speed	0 - 600 / 0 - 2000 /min
Chuck capacity	13 mm
Max torque	60 N·m
Torque setting	22+1+1
Drilling capacity	Wood 40 mm
	Concrete 13 mm
	Brickwork 16 mm
	Steel 13 mm
Battery capacity	5.0 Ah
Machine weight	1.85 kg

Equipment

2pc 5.0Ah battery pack
1pc 1hr charger
1pc double ended bit (PH2/SL5.5)
1pc hook
1pc carry case



13mm 650W Hand Drill

WU107

13mm key chuck
Ø43mm spindle collar
Variable speed with forward and reverse rotation
Belt clip design
Ergonomic rubberized grip
Lock-on switch



Specifications

Input power	650 W
No-load speed	2500 /min
Torque setting	15 + 1
Drilling capacity	Wood 30 mm
	Steel 13 mm
Cable	3.0 m
Machine weight	1.7 kg

Accessories

1pc chuck key
1pc carry case

13mm 710W Impact Drill

WU305.2

Variable speed switch
Forward and reverse rotation
Lock-on switch
Soft grip handle
Metal depth gauge



Specifications

Input power	710 W
No-load speed	0 - 2800 /min
Impact rate	0 - 44800 bpm
Drilling capacity	Wood 32 mm
	Masonry 16 mm
	Steel 13 mm
Cable	3.0 m
Machine weight	2.1 kg

Accessories

1pc auxiliary handle
1pc depth gauge
1pc chuck key

800W 3-F Rotary Hammer

WU340D.1

Three function: drill, hammer and chisel
Variable speed
SDS-plus chuck
Lock-on switch
Over load protection
Forward and reverse rotation
Rubber overmould grip for improved comfort



Specifications

Input power	800 W
No-load speed	0 - 1300 /min
Impact rate	0 - 5000 bpm
Impact energy	3.0 J
Drilling capacity	Wood 32 mm
	Masonry 26 mm
	Steel 13 mm
Cable	3.0 m
Machine weight	2.9 kg

Accessories

1pc auxiliary handle
1pc depth gauge
1pc grease
1pc duster cloth
1pc carry case
SDS Drill Bits 1pc 6mm
1pc 8mm
1pc 10mm
1pc Keyless Chuck with Adaptor
1pc Chisel bit

18V 3-F Rotary Hammer

WU381

Three functions:
drilling, hammering, chiselling
SDS-Plus chuck
Variable speed control
Forward and reverse rotation
Rubber overmould grip



Specifications

Volts	18 V
No-load speed	0 - 1050 /min
Impact rate	0 - 4600 bpm
Impact energy	2.0 J
Drilling capacity	Wood 26 mm
	Masonry 20 mm
	Steel 13 mm
Battery capacity	2.6 Ah
Machine weight	3.2 kg

Accessories

2pc 2.6Ah battery pack
1pc 45min charger
1pc auxiliary handle
1pc depth gauge
1pc carry case

900W 4-F Rotary Hammer

WU334

Four functions: drilling, hammering, chiselling and bit rotation
Anti-vibration main handle
SDS-Plus quick change chuck
Auto cut-off carbon brush
1 touch for easy function selection
Aluminium gear box
Constant speed control



Specifications

Input power	900 W
No-load speed	0 - 720 /min
Impact rate	0 - 3500 bpm
Impact energy	5.5 J
Drilling capacity	Wood 40 mm
	Masonry 32 mm
	Steel 13 mm
Cable	3.0 m
Machine weight	4.9 kg

Accessories

1pc auxiliary handle
1pc depth gauge
1pc lubricating oil
1pc carry case

1050W Rotary Hammer

WU350

2 function: hammering, hammer drilling
Anti-vibration handle
Over load protection
Variable speed with forward and reverse rotation
Rubber overmould grip for improved comfort



Specifications

Input power	1050 W
No-load speed	0 - 520 /min
Impact rate	0 - 3500 bpm
Impact energy	7.5 J
Drilling capacity	Masonry 38 mm
Cable	3.0 m
Machine weight	5.3 kg

Accessories

1pc auxiliary handle
1pc depth gauge
40g oil
1pc carry case

85mm 400W Plunge Circular Saw



27mm Cutting capacity is the largest in its class
Cuts wood, metal, tiles, plasterboard and plastics with ease
LaserGuide™ for maximum cutting precision
Extreme slim body for one-hand operation and comfort
Quick cutting depth adjustment for easy setting depth



Specifications

Input power	400 W
No load speed	3500 /min
Blade size	85 mm X 15 mm
Max. cutting depth	27 mm
Machine weight	1.5 kg

Equipment

1pc Parallel guide
1pc Plastic base plate cover
1pc V base
2pc hex key
1pc vacuum adaptor:35mm
1pc TCT 24T
1pc HSS 44T
1pc Diamond disc
1pc carry case

20V MAX Lithium-ion WORXSAW



5.0Ah Lithium technology brings longer run time and higher working efficiency and is interchangeable with other WORX 20V tools
Cuts wood, metal, tiles, plasterboard and plastics with ease
27mm Cutting capacity is the largest in its class
Perfect for plunge cuts and rip cuts around the house
Extreme slim body for one-hand operation and comfort
LaserGuide™ for maximum cutting precision
Spindle lock button for easy change blade
Quick cutting depth adjustment for easy setting depth
Full metal guard design for durable using life
Dust extraction facility with build-in dust port



Specifications

Voltage	20 V Max
No load speed	2300 /min
Blade size	85 mm x 15 mm
Max. cutting depth	27 mm
Battery capacity	5.0 Ah
Weight	2.3 kg

Equipment

1pc 5.0Ah battery
1pc 1hr charger
1pc 24T TCT blade
1pc 44T HSS blade
1pc diamond tile cutting blade
1pc parallel guide
1pc vacuum adaptor
1pc spanner
1pc carry case

120mm 710W Compact Circular Saw



46mm Cutting capacity is the largest in its class
Cuts wood, metal, tiles, plasterboard and plastics with ease
Perfect for bevel cuts and other applications around the house
LaserGuide™ for maximum cutting precision
Extreme slim body for one-hand operation and comfort
Quick cutting depth adjustment for easy setting depth



Specifications

Input power	710 W / 230 - 240 V-50 Hz
No load speed	3700 /min
Blade size	120 mm x 9.5 mm
Max cutting capacity	At 90° 46 mm At 45° 30 mm
Bevel capacity	0 + 45°
Machine weight	2.3 kg

Equipment

1pc 24T TCT blade
1pc 60T HSS blade
1pc parallel guide
1pc vacuum adaptor
1pc hex key
1pc diamond disc
1pc carry case

20V Max Li-ion Universal Hyperlock® Oscillating Multi-tool

20V MAX LITHIUM POWER SHAR **Sonicrafter** hyperlock

Universal Interface can fit almost all brands of oscillation tool accessories in market
Hyperlock™ tool free system can provide 1 ton clamping force prevents blade slippage
Switching between accessories is easier than ever with the innovative tool-less clamping system

Microsonic high frequency oscillation technology

Ultra-versatile tool for cutting, sawing, scraping, sanding & more

Variable speed control and multi-angle adjustment adapts to different applications

Aluminum gear box for durability and prolonged life

20V 5.0Ah Lithium technology brings longer run time and higher working efficiency and is interchangeable with other WORX 20V tools



Specifications

Voltage	20 V Max
Oscillations speed	5000 - 20000 /min
Oscillations angle	3.2°
Battery capacity	5.0 Ah
Machine weight	1.7 kg
Charging time	

Equipment

2pc 5.0Ah battery pack
1pc 1hr charger
1pc HSS Semicircle Saw Blade
1pc sanding pad
20pc Sanding sheet
1pc 28mm BM EndCut Blade
1pc carry case

300W Universal Hyperlock® Oscillating Multi-tool

Universal interface fits any brand of accessory

Multi function: sawing, scraping, sanding and so on

Hyperlock® tool free system can provide 1 ton clamping force prevents blade slippage

Constant speed maintains speed under load

Variable speed provides great control on various materials

Aluminum gear box for durability and prolonged life

Slim body design

Slide on/off switch

Soft grip handle



Specifications

Input power	300 W
No load speed	11000 - 20000 /min
Oscillations angle	3.2°
Cable	4.0 m
Machine weight	1.5 kg

Equipment

1pc 35mm universal end cut blade / 1pc 35mm standard end cut blade
1pc 28mm standard end cut blade / 1pc 80mm semicircle saw blade
1pc rigid scraping blade
1pc carbide grit segment saw blade (standard)
1pc sanding pad-dust extraction
1pc triangular carbide rasp
1pc dust extraction device
5pc 80grit sanding sheet (perforated)
5pc 120grit sanding sheet (perforated)
5pc 180grit sanding sheet (perforated)
5pc 220grit sanding sheet (perforated)

450W Universal Hyperlock® Oscillating Multi-tool

F50 Sonicrafter® cuts 5X faster - Maintains speed-of-cut under load

Universal interface is compatible with other oscillation brand accessories

Switching between accessories is easier than ever thanks to an innovative new tool-less clamping system

Hyperlock® tool free system provides 1 ton of clamping force to prevent blade slippage

Microsonic high frequency oscillation technology

Constant speed control

Ultra-versatile tool for cutting, sawing, scraping, sanding & more

Aluminum gear box for durability and prolonged life

LED light














Specifications

Input power	450 W
No load speed	11000 - 20000 /min
Oscillations angle	5°
Machine weight	1.5 kg

Equipment

9pc 80# Sanding Sheet (perforated)
9pc 120# Sanding Sheet (perforated)
9pc 180# Sanding Sheet (perforated)
9pc 220# Sanding Sheet (perforated)
1pc 28mm end cut blade
1pc 35mm Standard end cut blade
1pc 35mm BM EndCut Blade UI
1pc 80mm HSS semicircle saw blade
1pc Carbide Grit Segment saw blade (Standard)
1pc Sanding pad-dust extraction
1pc Rigid Scraping Blade
1pc Triangular carbide rasp



Sawing				AC ~	DC ~
	80 mm HSS Circle Blade	WA5065	1pc	●	●
	80 mm HSS Segment Sawblade	WA5066	1pc	●	●
		WA5066.3	3pc	●	●
	Standard End Cut, 35 mm	WA5067	1pc	●	○
		WA5067.3	3pc	●	○
	Standard End Cut, 28 mm	WA5072	1pc	●	●
		WA5072.3	3pc	●	●
	Standard End Cut, 10 mm	WA5070	1pc	●	●
	Universal End Cut Blade, 35 mm	WA5068	1pc	●	○
		WA5068.3	3pc	●	○
	Universal End Cut Blade, 28 mm	WA5073	1pc	●	●
		WA5073.3	3pc	●	●
	Universal End Cut Blade, 10 mm	WA5071	1pc	●	●
	Precision End Cut, 35 mm	WA5069	1pc	●	○
		WA5069.3	3pc	●	○
Sanding and Polishing					
	Sanding Sheet, 80 grit	WA2132	20pc	●	●
	Sanding Sheet, 120 grit	WA2133	20pc	●	●
	40, 80, 120, 180, 220 grit x 4	WA2136	20pc	●	●
	Sanding Sheet, 80 grit	WA2138	20pc	●	●
	Sanding Sheet, 120 grit	WA2139	20pc	●	●
	40, 80, 120, 180, 220 grit x 4	WA2142	20pc	●	●

● available ○ not suitable



Portable Clamping Workstation

JAWHORSE®

Specifications


Clamp range	940 mm
Clamp force	1000 kg
Max. load	272 kg
Folded size	737 x 356 x 330 mm
Standing size	1003 x 990 x 864 mm
Machine weight	19 kg

Feature

Tripod baseLock
Instant jaw adjustment
Foot operated
All-steel construction
Powerful clamping force
Lock /release switch
Quick folds down for storage and transport
With transport wheel

Sanding and Polishing				AC ~	DC ~
	Sanding Pad Set, Thin	WA2731	1pc	●	●
	Sanding Pad Set, Standard	WA2733	1pc	●	●
	Felt Sanding Pad	WA2704	1pc	●	●
	Sanding Finger Pad	WA2705	1pc	●	●
	Sanding Sheet for Sanding Finger, 80 grit	WA2144	20pc	●	●
	Sanding Sheet for Sanding Finger, 120 grit	WA2145	20pc	●	●
	40, 80, 120, 180, 220 grit x 4	WA2148	20pc	●	●
Rasping					
	Triangular Carbide Rasp	WA5082	1pc	●	●
	Carbide Rasp (finger shaped)	WA5083	1pc	●	●
Tile and Masonry					
	Carbide Grit Segment Sawblade	WA2716	1pc	●	●
	Diamond Coated Segment Sawblade	WA2717	1pc	●	●
Scraping					
	Rigid Scraping Blade	WA5080	1pc	●	●
	Flexible Scraping Blade	WA5081	1pc	●	●
Accessory kit					
	Sonicrafter adapter	WA0110	1pc	●	●

Please view the full line of Sonicrafter® accessories at www.worx.com



WU063

WORX
PROFESSIONAL



110mm 1400W TileCutter

WU072

Powerful 1400W motor (dust-proof motor)
Dry and wet cutting
Lock-on switch
Cutting depth adjustable



Specifications	
Input power	1400 W
No load speed	13000 /min
Blade size	110 mm
Blade bore	20 mm
Cable	3.0 m
Machine weight	2.9 kg

Accessories

1pc socket wrench
 1pc spanner

92x180mm 300W Sheet Finishing Sander

WU644.2

Hook-and-loop and quick clamp systems secure all types of sandpaper
Aluminium base housing and base plate
Variable speed setting



Specifications	
Input power	300 W
No load speed	6000 - 12000 o/pm
Orbital diameter	2.4 mm
Base plate size	92 x 180 mm
Sandpaper size	93 x 230 mm
Cable	3.0 m
Machine weight	2.0 kg

Accessories

1pc sandpaper (120#)
 1pc vacuum adapter
 1pc paper hole punch
 1pc dust bag
 1pc 120 grit clamp sanding paper

720W Jigsaw

WU462

Exclusive Double Bearing Design for high accuracy and extended durability
Dual Blow System ensures clear cutting visibility and protects users' eyes from being hurt by dust
Tool-free blade changing system makes blade replacement fast, easy and safe
Constant speed improves cutting efficiency



Specifications	
Input power	720 W
No load speed	800 - 2800 spm
Stroke length	26 mm
Bevel capacity	0 ± 45°
Cutting capacity	Wood 135 mm
	Aluminium 20 mm
	Steel 10 mm
Cable	3.0 m
Machine weight	2.7 kg

Accessories

1pc wood cutting blade (100mm x 10TPI, HCS)
 1pc metal cutting blade (92mm x 21TPI, BIM)
 1pc aluminium cutting blade (100mm x 8TPI, HSS)
 1pc hex key
 1pc splintering protector
 1pc vacuum adaptor
 1pc plastic foot plate protection

355mm 2300W CutOff Saw

WU762

Fully enclosed safety guard
Soft start
Comfort horizontal D handle design with rubber overmould
External accessible carbon brush design
Lock off switch
Large table size
Spindle lock
Spaner storage



Specifications	
Input power	2300 W
No load speed	3500 /min
Disc size	355 mm
Disc bore	25.4 mm
Cutting capacity:	
	Square 120 x 120 mm
	Rectangle 80 x 220 mm
	L-shape 137 x 137 mm
	125 mm
Cable	3.0 m
Machine weight	18.5 kg

Accessories

1pc cutting disc
 1pc spanner

190mm 1400W Circular Saw

WU430.1

24 Teeth TCT blade
Aluminium base plate
Rubber overmould grip



Specifications	
Input power	1400 W
No load speed	5100 /min
Blade size	190 mm
Blade bore	30 mm
Bevel cut	0 - 45°
Cutting capacity	At 90° 65 mm
	At 45° 49 mm
Cable	3.0 m
Machine weight	4.3 Kg

Accessories

1pc saw blade 190mm x 30mm x 24T
 1pc vacuum adapter
 1pc parallel guide
 1pc spanner

125mm 450W Random Orbital Sander

WU652

Hook and loop system
Adjustable front auxiliary handle
Variable speed setting
Dust extraction system



Specifications	
Input power	450 W
No load speed	11000 - 20000 /min
Orbital diameter	5.0 mm
Base plate size	125 mm
Cable	3.0 m
Machine weight	2.3 kg

Accessories

1pc sanding paper 120#
 1pc dust bag
 1pc carry case

2000W Heat Gun

WU045

3-Stage temperature and airflow adjustment
Constant temperature control system
Ceramic core for heating elements protection



Specification	
Input power	2000 W
Position 1	50 °C / 300 L /min
Position 2	350 °C / 300 L /min
Position 3	580 °C / 500 L /min
Cable	3.0 m
Machine weight	0.8 kg

Accessories

1pc reduction nozzle
 1pc wide nozzle
 1pc reflector nozzle
 1pc glass protection nozzle
 1pc scraper

800W Reciprocating Saw

WU402

Tool-free blade change system
Aluminium gear housing
Tool-free adjustable pivot foot plate
Variable speed switch
Rubber front boot
Rubber overmould grip



Specifications	
Input power	800 W
No load speed	0 - 2600 spm
Stroke length	28 mm
Cutting capacity	Wood 280 mm
	Steel 13 mm
	PVC pipe 150 mm
Cable	3.0 m
Machine weight	3.5 kg

Accessories

1pc metal cutting blade
 1pc carry case

13MM 600W Impact Drill

WX317.3

Keyed chuck
Depth gauge
Drill/hammer drill function selector
Switch lock on button
On/Off switch
variable speed control
Forward and reverse rotation control lever
Auxiliary handle



Specifications	
Voltage	230-240V-50Hz
Power point	600W
No load speed	0-3000/min
Impact rate	0-4800/min
Chuck capacity	13mm
Drilling capacity	Masonry 13mm
	Wood 13mm
	Steel 13mm
Machine weight	1.6kg

Accessories	
1pc Auxiliary handle	
1pc Depth gauge	
1pc Chuck key	
109pcs accessories	



4V MAX Li-ion Slide Driver with Screwdriver WX255

Retractable Screw Holder
Automatic bits change function
Detachable cartridge with 6 essential bits ready at your finger tips
Off-center driving axis design and Telescopic Holder
Forward and reverse bit rotation
Replaceable bit cartridge
LED light great for dark areas

4V MAX LITHIUM SD SLIDE DRIVER



Specifications	
Battery pack	4V MAX/ 1.5 Ah Li-Ion
Charging time	5 hr
No-load speed	230 /min
Max. torque	3 N·m
Chuck capacity	6.35mm Hex
Battery capacity	1.5 Ah
Machine weight	0.5 kg

Equipment	
5pc 25mm screwdriver bits	
1pc 25mm pilot hole drill bit (2mm)	
1pc cartridge	
1pc 5hr charger	

20V Max Lithium-ion Switchdriver WX176

WX176

Rotating dual chucks
2 speed variable speed range
6.35mm hex quick-change chucks
Precise electronic torque control
Compact and lightweight design
LED work light

20V MAX LITHIUM POWER SHAR SWITCHDRIVER



Specifications	
Battery pack	20V MAX / 2.0Ah Li-Ion
Charging time	3-5 hr
No-Load Speed	0-400/0-1500/min
Clutch Positions	11 + 1
Max Torque	30 N·m
Chuck capacity	6.35mm Hex
Drilling capacity	Wood 30 mm
	Steel 10 mm
Machine weight	1.32 kg

Equipment	
1pc 2.0Ah battery pack	
1pc 3-5hr charger	
1pc 16pc drill bit set	

550W Jigsaw WX477

WX477

Tool-less blade change system
4 position pendulum function
Adjustable base for angle cutting
Dust blower for better visibility
Compact and lightweight design
Lock-off switch
Rubber overmould grip for improved comfort



Specifications	
Rated Power	550W
No-load speed	3100 /min
Bevel capacity	0±45 degree
Stroke length	20mm
Drilling capacity	Wood 65 mm
	Aluminium 12 mm
	Steel 6 mm
Machine weight	2.2 kg

Equipment	
1pc metal cutting blade	
1pc wood cutting blade	
1pc aluminium cutting blade	
1pc hex key	

550W 30cm Grass Trimmer**WG118E****WORX GT™****Key features**

- New drive gear system provides more power and increases cutting efficiency
- In-line twin wheel edging function and quick conversion
- 90° tilting shaft for hard-to-reach areas
- One hand quick adjustable auxiliary handle with soft grip
- Telescopic aluminium shaft adjusts to user's height and posture
- Twin line auto feed system
- Space guard protects flowers and lawn ornaments

Key specifications

Input power	550 W
Max. cutting diameter	30 cm
Line length	2 x 5 m
Line diameter	1.65 mm dual line (helix type)
Machine weight	2.8 kg

Accessory

Safety guard	1 pc
Auxiliary handle	1 pc
Edger wheel	1 pc
Spacer guard	1 pc

20V MAX Li-ion Grass Trimmer**WG169E****WORX GT™**
20V MAX
LITHIUM
POWER SHARE™
Key features

- 3-in-1: Trimmer, edger and mini-mower
- Fully adjustable telescopic shaft adjust to the user's height by a pull of a trigger
- 90° Tilting shaft and adjustable auxiliary handle for improved control
- 3 cutting speed settings suits various cutting conditions
- 3-position wheel placement for edging and light mowing
- 100% Automatic single-line feed system
- Flower guard protects flowers, lawn ornaments and assists in edging
- Powershare: 20 V MAX lithium-ion battery technology

Key specifications

Battery pack	20 V Max / 2.0 Ah Li-Ion
Cutting diameter	30 cm
Line length	1*3 m
Line diameter	1.65 mm DNA2
Charge time	5 hr
Machine weight	2.6 kg

Accessory

Battery pack (WA3551.1)	1 pc
Charger (WA3760)	1 pc
Safety guard	1 pc
Edger wheel	1 pc
Spool (WA0004)	1 pc

1400W Corded Lawn Mower**WG717E****Key features**

- 2-in-1: Rear bag / rear-discharge function
- Collapsible handle with quick clamp
- Right and left start switch for easy start
- Foam padded handle
- Big rear wheel
- Carry handle for transportation
- Single lever cutting depth adjustment

Key specifications

Power input	1400 W
Cutting width	36 cm
Cutting height	20-70 mm / 6 positions
Grass bag capacity	40 L
Machine weight	12.9 kg

Accessory

Grass collection bag	1 pc
Spanner	1 pc
Cable clips	1 pc
handle knob	1 pc

24V 33cm Cordless Lawn Mower**WG773E****Key features**

- 2-in-1: Bag collection / rear - discharge
- Fully collapsible handles with quick clamps for fast set up and compact storage
- Single lever cutting height adjustment
- Safety switch with key prevents accidental starting
- Removable battery for convenient storage and charging
- Battery power level indicator

Key specifications

Battery pack	24 V / 5.0 Ah Lead acid
Cutting width	33 cm
Cutting height	20-60 mm / 3 positions
Grass bag capacity	30 L
Charging time	5 - 7 hr
Cutting area	Up to 500m² per charger

Accessory

Battery pack (WA3216)	1 pc
Charger (WA3749)	1 pc
Grass collection bag with plastic top and fill indicator	1 pc

500W 51cm Hedge Trimmer**WG212E****Key features**

- In-line motor design delivers improved balance and control
- Incredibly lightweight design reduces the user's fatigue
- Laser cut blade ensures a precise and clean cut
- Dual action blades for reduced vibration and a smooth cutting performance
- Full wrap front handle suits various cutting positions
- Transparent hand guard for improved visibility

Key specifications

Input power	500 W
Max. cutting diameter	17 mm
Max. cutting length	51 cm
Machine weight	2.4 kg

Accessory

Blade sheath	1 pc
Safety guard	1 pc

20V MAX Li-ion 52cm Hedge Trimmer**WG259E**
20V MAX
LITHIUM
POWER SHARE™
**Key features**

- Laser cut blade ensures optimum cutting results
- Dual action blades for reduced vibration and a smooth cutting performance
- Two-handed multi-grip switch system helps to avoid accidental starting
- Full wrap front handle suits various cutting positions
- Powershare: 20 V MAX lithium-ion battery technology

Key specifications

Battery pack	20 V Max / 2.0 Ah Li-Ion
Cutting diameter	14 mm
Blade length	52 cm
Charge time	5 hr
Machine weight	2.5 kg

Accessory

Battery pack (WA3551.1)	1 pc
Charger (WA3760)	1 pc
Safety guard	1 pc
Blade sheath	1 pc

2000W Chain Saw

WG303E



Key features

- Patented chain auto-tensioning system
- Tool-less chain replacement system
- Automatic chain lubrication
- Built-in chain break for added safety
- Top mounted oil cap for easy filling & oil level indicator

Key specifications

Input power	2000 W
Bar length	40 cm
Chain speed	12 m/s
Oil tank capacity	200 ml
Machine weight	4.8 kg

Accessory

Lubrication oil	1 pc
Blade protection cover	1 pc
Chain	1 pc
Bar	1 pc

40V MAX Li-ion Chain Saw

WG368E



40V MAX
LITHIUM
POWER SHARE

Key specifications

Battery pack	40 V Max / 2.0 Ah Li-Ion
Bar length	30 cm
Chain speed	3.8 m/s
Oil tank capacity	100 ml
Charging time	1 hr
Machine weight	3.8 kg

Key features

- 40V MAX Lithium-ion battery technology = Powerful as a petrol
- Patented chain auto-tensioning system
- Tool-less chain replacement system
- Automatic chain lubrication
- Top mounted oil cap for easy filling & oil level indicator

Accessory

Battery pack (WA3536)	1 pc
Charger (WA3735)	1 pc
Lubrication oil	1 pc
Blade protection cover	1 pc

600W JawSaw™

WG307E / WG308E*

JAWSAW™



Key features

- The only chainsaw designed to cut safely on the ground
- A guard covers the chain for enhanced safety
- Auto-tension feature sets the proper tension for you
- Steel teeth hold the work in place for cutting stability
- Automatic chain lubrication

* WG308E: Same as WG307E but with 1.5m Extension pole to access high branches

Key specifications

Input power	600 W
Bar length	15 cm
Max. cutting capacity	10 cm
Oil tank capacity	30 ml
Machine weight	3.7 kg (WG307E) 5.3 kg (WG308E)

Accessory

Spanner	1 pc
Oiling bottle	1 pc
Lubrication oil	1 pc
Lock pin	1 pc
Cable hook	1 pc

20V MAX Li-ion JawSaw™

WG329E

JAWSAW™



20V MAX
LITHIUM
POWER SHARE

Key specifications

Battery pack	20 V Max / 2.0 Ah Li-Ion
Bar length	15 cm
Max. cutting capacity	10 cm
Oil tank capacity	30 ml
Charge time	5 hr
Machine weight	3.6 kg

Key features

- The only chainsaw designed to cut safely on the ground
- A guard covers the chain for enhanced safety
- Auto-tension feature sets the proper tension for you
- Steel teeth hold the work in place for cutting stability
- Automatic chain lubrication
- Powershare: 20 V MAX lithium-ion battery technology

Accessory

Battery pack (WA3551.1)	1 pc
Charger (WA3760)	1 pc
Lubrication oil	1 pc
Oil supplier	1 pc
Spanner	1 pc

3.6V Li-ion Shrub Shear**WG800E.1****Key specifications**

Battery pack	3.6V / 1.3 Ah Li-Ion
Blade width (edging shear)	80 mm
Max cutting length (shrub shear)	128 mm
Max cutting diameter (shrub shear)	8 mm
Charging time	3-5 hr
Machine weight	0.5 kg

Key features

- 2-in-1 function: Shrub shear and edging edger
- Over mold soft grip handle reduces fatigue and improves grip
- Compact and lightweight design
- Quick tool-free conversion between shrub shear and edging shear

Accessory

Charger	1 pc
Shear blade	1 pc
Shrubber blade	1 pc
Blade sheath	2 pc

20V MAX Li-ion Handy Saw**WG894E**
20V MAX
 LITHIUM
POWER SHARE
Key specifications

Battery pack	20V Max / 2.0 Ah Li-Ion
Blade length	18 mm
Max. cutting capacity	Wood Ø 60 mm
	Steel Ø 10 mm
Charge time	5 hr
Machine weight	1.3 kg

Key features

- 3-in-1: Pruner, Reciprocating Saw and Jigsaw
- Tool-less blade change system for easy blade replacement
- Compatible with standard reciprocate saw blade
- Powershare: 20V MAX lithium-ion battery technology

Accessory

Battery pack (WA3551.1)	1 pc
Charger (WA3760)	1 pc
Wood cutting blade	2 pc
Steel cutting blade	1 pc

3000W Trivac**WG505E**
WORX TRIVAC™
**Key features**

- 3-in-1: Blower, Mulcher and Vacuum
- Easily convert between blower and vac mode with a single touch of the lever
- Compact and lightweight design for one handed operation
- Metal impeller mulches 16 bags of debris into 1
- New manual regulator for easy variable speed control
- Angled nose for easy access under decking and furniture
- Leaf collection bag

Key specifications

Input power	3000 W
Blower speed	128 - 335 km/h
Vacuum capacity	10 m³ /min
Bag capacity	45 L
Mulch ratio	16:1
Machine weight	4.1 kg

Accessory

Collection bag	1 pc
----------------	------

20V MAX Li-ion Blower**WG549E**
WORXAIR™

20V MAX
 LITHIUM
POWER SHARE
Key specifications

Battery pack	20V Max / 2.0 Ah Li-Ion
Blower speed	200 km/h
Charge time (for WG549E)	5 hr
Machine weight	1.6 kg

Key features

- Delivers 200km/h of maximum air speed to clean up large areas
- Lightweight, compact design increases efficiency and reduces fatigue
- Easily operate with one hand
- Ideal for hard surfaces, gardens, work shops and garages
- Powershare: 20V MAX lithium-ion battery technology

Accessory

Battery pack (WA3551.1)	1 pc
Charger (WA3760)	1 pc



Key features

- Patented AIA cutting technology - easily navigates narrow and intricate areas
- Mows along the boundary wire edge for a clean and balanced mow
- Zone programming for separated lawn segments
- 3-blade cutting & mulching system
- Manages slopes with ease
- Fully automated mowing system
- Automatically returns to charging station

- Intuitive user-friendly interface
- Pre-programmed for easy use
- Fully customizable programs
- Rain sensors
- PIN security lock
- Weather proof construction

Key specifications

Battery pack	28V MAX / 2.0 Ah Li-Ion
Cutting width	18 cm
Cutting height	20 - 60 mm
Max. incline	35% (20°)
Charging time	1.5 hr
Recommend lawn size	Up to 800m ²

Accessory

Battery pack (WA3225)	1 pc
Charger (WA3716)	1 pc
Screw	9 pc
Blades	9 pc
Charge dock with 15m extension cable	1 pc
HEX	1 pc
Staples	180 pc
Measurement gauge	2 pc
Boundary line	150 m
Nails for securing the charging station	4 pc



Key features

- Patented AIA cutting technology - easily navigates narrow and intricate areas
- Mobile control - program and control the Landroid through your smart phone
- Ultrasonic sensors increase mowing efficiency by identify obstacles before a collision
- 4-blade cutting & mulching system
- Mows along the boundary wire edge for a clean and balanced mow
- Zone programming for separated lawn segments
- Manages slopes with ease
- Fully automated mowing system
- Automatically returns to charging station

- Intuitive user-friendly interface
- Pre-programmed for easy use
- Fully customizable programs
- Rain sensors
- PIN security lock
- Weather proof construction

Key specifications

Battery pack	28V MAX / 2.0 Ah Li-Ion
Cutting width	18 cm
Cutting height	20 - 60 mm
Max. incline	35% (20°)
Charging time	1.5 hr
Recommend lawn size	Up to 1000m ²

Accessory

Battery pack (WA3225)	1 pc
Charger (WA3716)	1 pc
Screw	12 pc
Blades	12 pc
Charge dock with 15m extension cable	1 pc
HEX	1 pc
Staples	200 pc
Measurement gauge	2 pc
Boundary line	180 m
Nails for securing the charging station	4 pc



Key features

- Patented AIA cutting technology - easily navigates narrow and intricate areas
- Mobile control - program and control the Landroid through your smart phone
- Ultrasonic sensors increase mowing efficiency by identify obstacles before a collision
- 4-blade cutting & mulching system
- Mows along the boundary wire edge for a clean and balanced mow
- Zone programming for separated lawn segments
- Manages slopes with ease
- Fully automated mowing system
- Automatically returns to charging station

- Intuitive user-friendly interface
- Pre-programmed for easy use
- Fully customizable programs
- Rain sensors
- PIN security lock
- Weather proof construction

Key specifications

Battery pack	28V MAX / 2.9 Ah Li-Ion
Cutting width	22 cm
Cutting height	20 - 60 mm
Max. incline	35% (20°)
Charging time	2 hr
Recommend lawn size	Up to 2000m ²

Accessory

Battery pack (WA3565)	1 pc
Charger (WA3716)	1 pc
Screw	12 pc
Blades	12 pc
Charge dock with 15m extension cable	1 pc
HEX	1 pc
Staples	300 pc
Measurement gauge	2 pc
Boundary line	250 m
Nails for securing the charging station	6 pc



Key features

- 8-in-1 All purpose carrier: Wheelbarrow, Hand Truck, Extended Hand Truck, Bag Holder, Cylinder Holder, Rock Mover, Plant Mover and Trailer Move
- 4X more lifting power - innovative wheel design significantly reduces the Weight you actually lift
- Patented designed adjusts the loads center of gravity for a balanced and easy-to-manage load
- Two flat-free all terrain tyres do not require air and provide a stable base in any condition
- Extendable arms and multiple attachments will effortlessly move irregular shaped objects with ease
- Removable handles for easy storage in the garage or car boot
- High quality steel construction for increased durability



Key specifications

Max load capacity	140 kg
Max volume capacity	85 L
Machine weight	19 kg

Accessory

Bag holder	1 pc
Cylinder holder	1 pc
Rock holder strap	1 pc
Flower pot strap	1 pc



WORX
it's your nature



Find Us on Facebook
WORX MALAYSIA

