

前 言

本零件手册仅供选购我公司 LW500F 轮式装载机零部件时参考。

本零件手册主要介绍了 LW500F 轮式装载机零部件及各部分的结构和装配关系,供广大用户、销售、及技术人员了解选购、维修和保养时使用。

在本手册零件中,凡是不可拆卸的部件(焊接件、铆接件)一般只标出部件代号,不再另列其组成零件的代号。

LW500F 轮式装载机分为 2 种机型,可配装 2 种发动机:

1、潍柴 WD10G220E21 发动机

2、上柴 SC9D220G2B1 发动机

在查阅本零件手册时,请先确定机型,根据您所确定的机型来查阅相应的部件图形和零件目录,以免发生错误,备注栏未做特殊说明的零部件为两种机型通用件。

除本手册之外,还需参考以下资料:

- LW500F 装载机操作与保养手册
- 发动机使用说明书和零件手册
- 液力变速器使用说明书和零件手册
- 驱动桥使用说明书和零件手册
- 空调随机说明书

订购零部件时,为避免订购和我公司发货失误,请务必注明以下各项详细资料:

- 1、装载机的出厂日期和编号。
- 2、所订购的零部件的代号和名称。
- 3、所需数量。
- 4、如果你需要邮购,需详细注明邮往地点、单位和邮政编码。

LW500F 轮式装载机将根据技术发展和用户的要求不断改进,因此本零件手册也将定期补充修订;如有更改,恕不另行通知。

FOREWORD

This manual serves as a reference when you have purchased the LW500F Wheel Loader.

This manual mainly comprises the components name, machine structure and assembly of every system of the loader, which can help users, dealers and technicians during purchasing, repairing and servicing of the loader.

In this manual, those parts (including welded parts or riveted parts) which can't be dismantled furthermore have been numbered, so no separate number is given to their composite parts.

Based on the varieties of machine configuration, LW500F wheel loader is classified into 2 options. LW500F can be equipped with one among the following engines:

- 1、WD10G220E21 Engine
- 2、SC9D220G2B1 Engine

Before reading this manual, please firstly know the machine model which you have bought, then read the manual for checking parts diagram or part lists compatible to the machine model in your hand. The parts without special notice in remark are suit for the two configurations.

The following manuals also need to be referenced besides this manual.

- LW500F Wheel Loader Operator's Manual
- Operation Manual and Parts Manual for Engine
- Operation Manual and Parts Manual for Hydraulic Gearbox
- Operation manual and Parts Manual for Driving Axle
- Operation manual and Parts Manual for Air-conditioner

When you need to purchase some parts from us, please inform us of the following information clearly to ensure we can deliver you the right stuff you just need. .

Ex-work date and serial number of the Wheel Loader.

Part No. and Part Description.

Quantity you need.

Please tell us your address, company name and post code if you want the parts to be delivered by mail.

In the course of technical development we reserve the right for technical modifications to LW500F without prior notification.

目 录

Contents

定期维护保养件清单

Periodically Maintained Parts

定期维护保养件清单(潍柴)	Periodically Maintained Parts (Weifang Diesel)	000-01
定期维护保养件清单(上柴)	Periodically Maintained Parts (Shanghai Diesel)	000-05

整机装配

Final Assembly Drawing

整机装配图	Final assembly drawing	G00-01
-------	------------------------	--------

1. 动力与传动系统

Engine and Transmission System

发动机系统(配潍柴)	Engine System	G01-01
发动机系统(配上柴)	Engine System	G01-03
散热器总成(配潍柴)	Radiator Assembly	G01-05
散热器总成(配上柴)	Radiator Assembly	G01-07
燃油箱总成	Fuel Tank Assy.	G01-09
油门踏板总成	Accelerator Pedal	G01-11
液压油散管路	Hydraulic Radiator Piping	G01-13
双变油散管路	T/C Radiator Piping	G01-15
飞轮壳管路	Pipe of Flywheel Shell	G01-17
双变系统	Transmission System	G01-19
双变安装支架	Transmission Support	G01-21
滤清器安装	Filter Assembly	G01-23
驱动桥和传动轴安装	Driven Axle and shaft Assembly	G01-25
前传动轴(251800154-101148)	Front Transmission Shaft	G01-27
前传动轴(251800154-101493)	Front Transmission Shaft	G01-29
后传动轴(251800155-101148)	Rear Transmission Shaft	G01-31
后传动轴(251800155-101493)	Rear Transmission Shaft	G01-33
轮辋(800302356)	Rim Assembly	G01-35

2、车架与附件

Frame and Accessories

台架总成	Platform Assembly	G02-01
------	-------------------	--------

前车架部分 Front Frame Section	G02-03
后车架部分 Rear Frame Section	G02-07
配重部分 Counterweight	G02-11

3、液压系统

Hydraulic System

工作液压系统(二联)Working Hydraulic System(Two)	G03-01
三联管路 Three-link Pipe	G03-09
工作液压系统(三联)Working Hydraulic System(Three)	G03-11
转向液压系统 Steering Hydraulic System	G03-17
液压油箱 Hydraulic Oil Tank	G03-21
左动臂油缸 Left Boom Cylinder	G03-23
右动臂油缸 Right Boom Cylinder	G03-27
转斗油缸密封件 Tilt Cylinder Seal	G03-31
转向油缸密封件 Steering Cylinder Seal	G03-33
多路阀 DF32D2(500F) multi-way Valve	G03-35
多路阀 DF32D3(500F) multi-way Valve	G03-39

4、工作装置

Working Device

工作连杆机构 Linkage System	G04-01
标配铲斗(3.0)Standard Bucket Assembly	G04-03
标配铲斗(2.7)Standard Bucket Assembly	G04-05
岩石铲斗(2.7)Quarry Bucket Assembly	G04-07
砂石斗(3.0 装配齿)Bucket Assembly	G04-09
轻物料铲斗(3.5)Bucket Assembly (For Light Material)	G04-11
轻物料铲斗(4.0)Bucket Assembly (For Light Material)	G04-13
夹钳工作装置 Clamp Working Device	G04-15

5、制动系统

Brake System

制动系统 Brake System	G05-01
制动系统(配四钳后桥)Brake System	G05-05
储气筒 Air Reservoir Assembly	G05-09
制动控制器 Service Brake Controller	G05-11
手制动总成 Parking Brake Assembly	G05-13
加力泵组 Boosting Pump Group	G05-15
加力泵组(配四钳后桥)Booster Pump Group	G05-17

油水分离器组合阀修理包 Oil-Water Separator Valve Unit Repair Kit	G05-19
空气加力泵 XZ50K-3510002 修理包 Booster Pump Repair kit	G05-21
加力泵总成 XM-60C 修理包 Booster Pump Repair kit	G05-23

6、操纵与驾驶室 Controls and Cab

驾驶室系统 Cab Assembly	G06-01
驾驶室附件 Cab Accessory	G06-05
仪表箱总成 Instrument Box	G06-07
方向机 Steering Machine	G06-09
软轴控制器 Flexible Shaft Controller	G06-11
软轴 Flexible Shaft	G06-13
操纵杆系(二联)Control lever System(Two)	G06-15
三联操纵杆系 Control lever System(Three)	G06-17
座椅(XGZY01-III)Seat Assembly	G06-19
座椅(XGZY01-IV)Seat Assembly	G06-23

7、电气系统 Electrical System

电气系统 Electrical System	G07-01
------------------------	--------

8、机罩 Engine Hood

发动机罩(潍柴配空调)Engine Hood (Weichai equipped with air conditioner)	G08-01
发动机罩(上柴配空调)Engine Hood (Shanghai equipped with air conditioner)	G08-05

9、暖风与空调 Heating System and Air Conditioner

暖风系统 Heat Blower System	G09-01
空调系统 Air Conditioner	G09-03
压缩机安装(配上柴)Compressor installation	G09-07
蒸发器总成 Evaporator Assy.	G09-09
冷凝器 Condenser	G09-11

10、随机工具 Attached Tools

随机工具 Attached Tools	G10-01
---------------------	--------

定期维护保养件清单

Periodically Maintained Parts

页码 Page 000-01	定期维护保养件清单(潍柴) Periodically Maintained Parts(Weifang Diesel)	型号 Model 500F

型号 Model 500F		定期维护保养件清单(潍柴) Periodically Maintained Parts(Weifang Diesel)		页码 Page 000-02
序号 Sr.No.	零件代号 Part No.	名称 Part Description	数量 Q'ty	更换周期 Change Intervals
1	860118439	发动机空滤器粗滤 Engine Air Filter (Coarse)	1	612600112168 每 250 小时/1 个月更换,以 先到为准 change every 250 hours or a month, whichever occurs first.
2	860113256-1	发动机空滤器 主滤芯 Engine Air Filter Main Element	1	612600110540 每 500 小时/2 个月更换,以 先到为准 Change every 500 hours or 2 months, whichever occurs first
3	860113256-2	发动机空滤器 安全滤芯 Engine Air Filter Safety Element	1	612600112169 每 500 小时/2 个月更换,以 先到为准 Change every 500 hours or 2 months, whichever occurs first.
4	860111665	发动机机油滤清器 Engine Oil Filter	1	61000070005 首次 50 小时,以后同机油一 起更换 Change after the first 50 hours, after that, change it along with the engine oil each time.
5	860113254	燃油粗滤 Fuel Filter (Coarse)	1	612600081331 首次 50 小时,以后每 500 小 时更换 Change after the first 50 hours, after that, change it every 500 hours.
6	860113253	燃油精滤 Fuel Filter (Fine)	1	612600081333 首次 50 小时,以后每 500 小 时更换 Change after the first 50 hours, after that, change it every 500 hours.
7	250200144	变矩器滤清器 Converter Filter	1	每 500 小时/半年更换,以先 到为准 Change every 500 hours or half a year, whichever occurs first.
8	803164217	液压油加油滤清器 Hydraulic Oil Filter	1	每 1000 小时/半年更换,以 先到为准 Change every 1000 hours or half a year, whichever occurs first.

页码 Page 000-03	定期维护保养件清单(潍柴) Periodically Maintained Parts(Weifang Diesel)	型号 Model 500F

型号 Model 500F		定期维护保养件清单(潍柴) Periodically Maintained Parts(Weifang Diesel)		页码 Page 000-04
序号 Sr.No.	零件代号 Part No.	名称 Part Description	数量 Q'ty	更换周期 Change Intervals
9	803164216	液压油吸油滤芯 Hydraulic Oil Suction Filter Element	1	每 1000 小时/半年更换,以 先到为准 Change every 1000 hours or half a year, whichever occurs first.
10	803164329	液压油回油滤芯 Hydraulic Oil Return Filter Element	1	每 1000 小时/半年更换,以 先到为准 Change every 1000 hours or half a year, whichever occurs first.
11	803164217	燃油箱加油滤清器 Fuel Tank Oil Feeding Filter	1	选装 每 1000 小时/半年更换,以 先到为准 optional Change every 1000 hours or half a year, whichever occurs first.

页码 Page 000-05	定期维护保养件清单(上柴) Periodically Maintained Parts(Shanghai Diesel)	型号 Model 500F

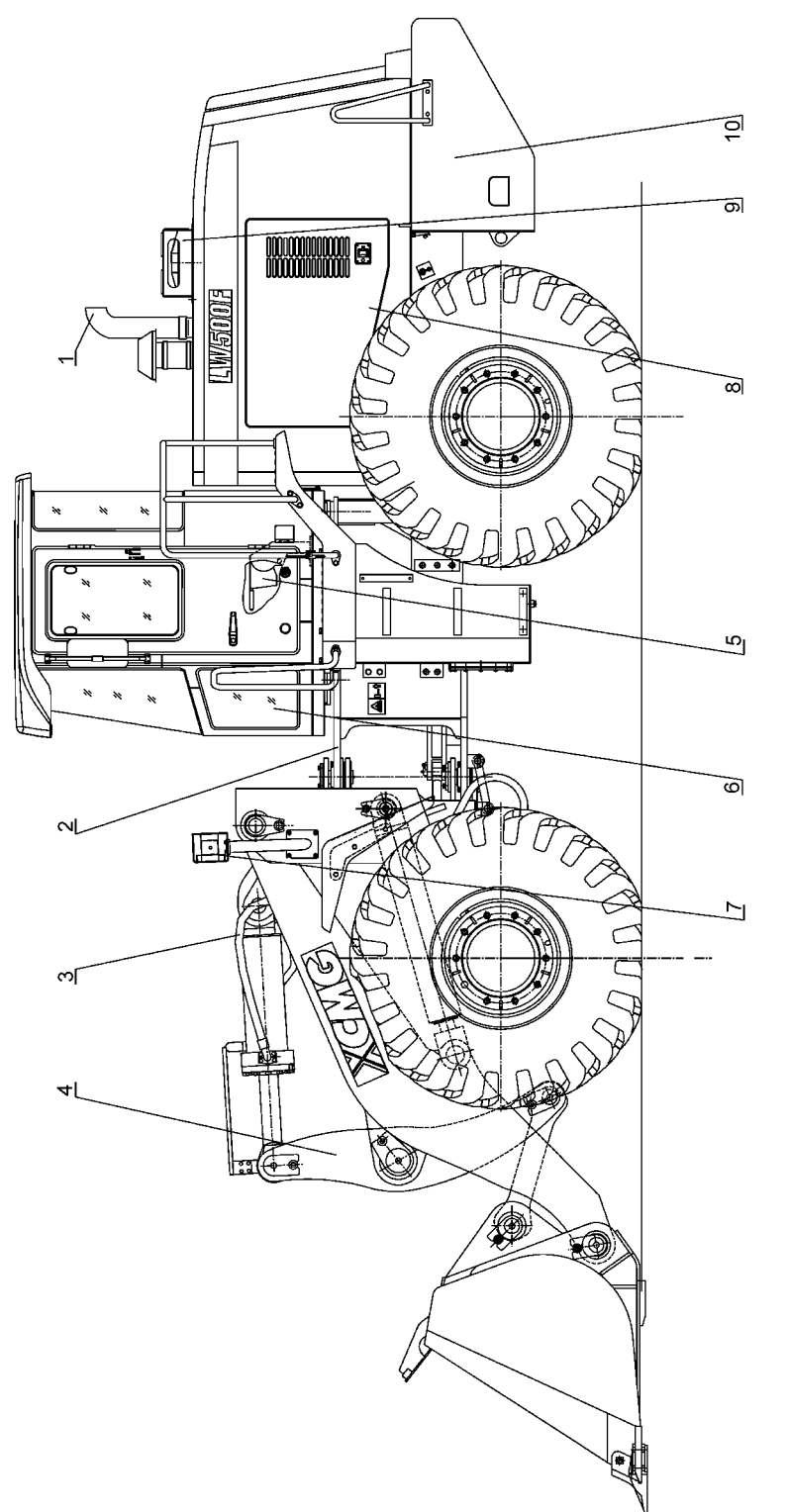
型号 Model 500F		定期维护保养件清单(上柴) Periodically Maintained Parts(Shanghai Diesel)		页码 Page 000-06
序号 Sr.No.	零件代号 Part No.	名称 Part Description	数量 Q'ty	更换周期 Change Intervals
1	860117355-1	发动机空滤器粗滤 Engine Air Filter (Coarse)	1	A-5550 每 250 小时/1 个月更换,以 先到为准 Change every 250 hours or a month, whichever occurs first.
2	860117355-2	发动机空滤器精滤 Engine Air Filter (Fine)	1	A-5549 每 500 小时/2 个月更换,以 先到为准 Change every 500 hours or 2 months, whichever occurs first.
3	860109605	发动机水滤器滤芯 Engine Water Filter Element	1	每 250 小时/1 个月更换,以 先到为准 Change every 250 hours or 1 month, whichever occurs first.
4	860113016	发动机机油滤清器 Engine Oil Filter	1	D17-002-02 首次 50 小时,以后同机油一 起更换 Change after the first 50 hours, after that, change it along with the engine oil each time.
5	860113017	燃油粗滤 Fuel Filter (Coarse)	1	D638-002-01 首次 50 小时,以后每 500 小 时更换 Change after the first 50 hours, after that, change it every 500 hours.
6	860113109	燃油精滤 Fuel Filter (Fine)	1	D00-305-02 首次 50 小时,以后每 500 小 时更换 Change after the first 50 hours, after that, change it every 500 hours.
7	250200144	变矩器滤清器 Converter Filter	1	每 500 小时/半年更换,以先 到为准 Change every 500 hours or half a year, whichever occurs first.
8	803164217	液压油加油滤清器 Hydraulic Oil Feeding Filter	1	每 1000 小时/半年更换,以 先到为准 Change every 1000 hours or half a year, whichever occurs first.

页码 Page 000-07	定期维护保养件清单(上柴) Periodically Maintained Parts(Shanghai Diesel)	型号 Model 500F

型号 Model 500F		定期维护保养件清单(上柴) Periodically Maintained Parts(Shanghai Diesel)		页码 Page 000-08
序号 Sr.No.	零件代号 Part No.	名称 Part Description	数量 Q'ty	更换周期 Change Intervals
9	803164216	液压油吸油滤芯 Hydraulic Oil Suction Filter	1	每 1000 小时/半年更换, 以先到为准 Change every 1000 hours or half a year, whichever occurs first.
10	803164329	液压油回油滤芯 Hydraulic Oil Return Filter	1	每 1000 小时/半年更换, 以先到为准 Change every 1000 hours or half a year, whichever occurs first.
11	803164217	燃油箱加油滤清器 Filter Tank Oil Feedin Filter	1	选装 每 1000 小时/半年更换, 以先到为准 Optional Change every 1000 hours or half a year, whichever occurs first.

整机装配

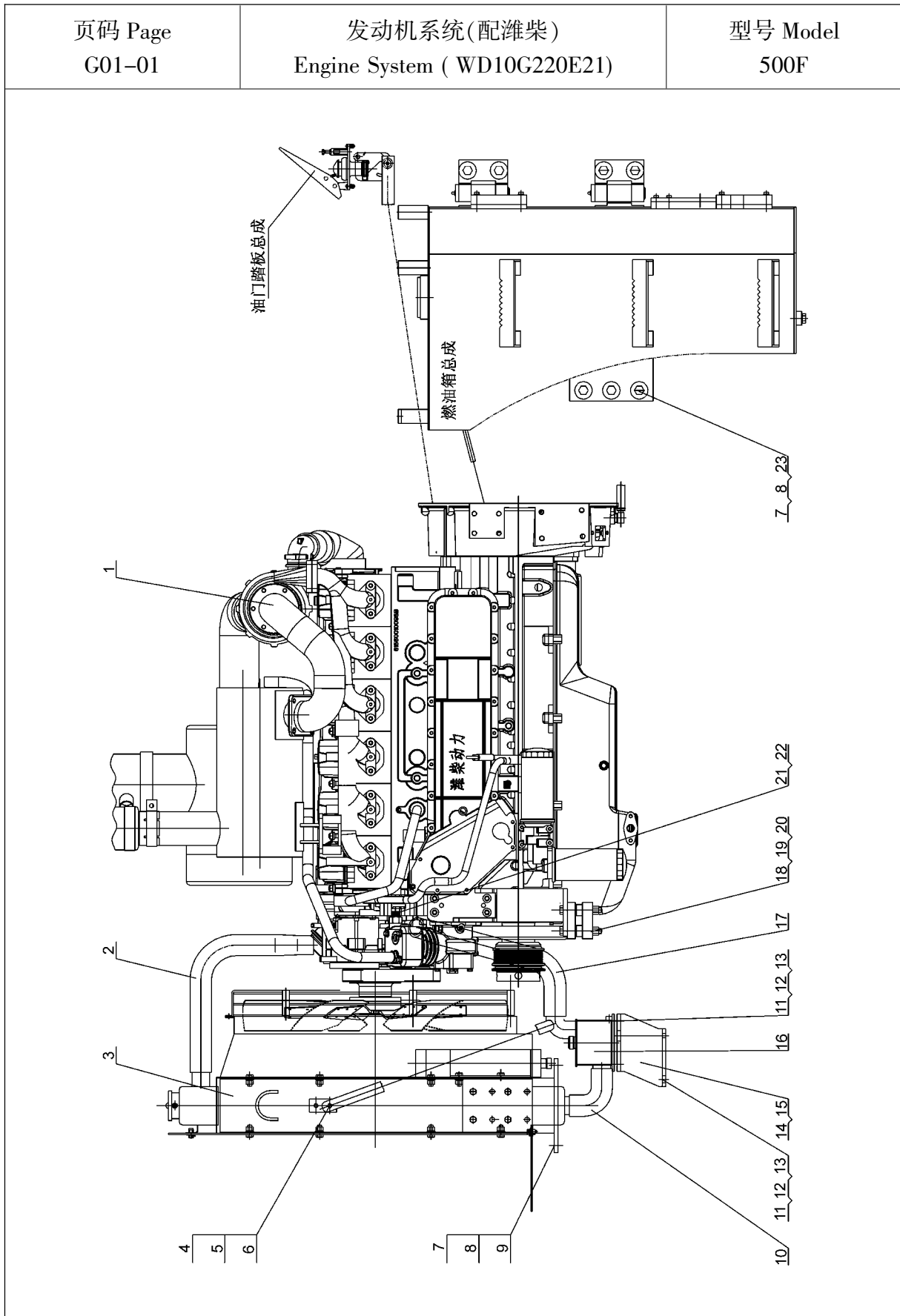
Final Assembly Drawing

页码 Page G00-01	整机装配图 Final Assembly Drawing	型号 Model 500F
 <p>The drawing is a detailed technical illustration of the LW500F loader's wheel assembly. It shows the front and rear wheels, the axle, suspension components, and the loader's body. The front wheel is labeled with 'XCMG' and the rear wheel with 'LW500F'. Ten numbered callouts (1-10) point to various parts of the assembly, including the tire, hub, axle, suspension, and body components. The drawing is oriented vertically on the page.</p>		

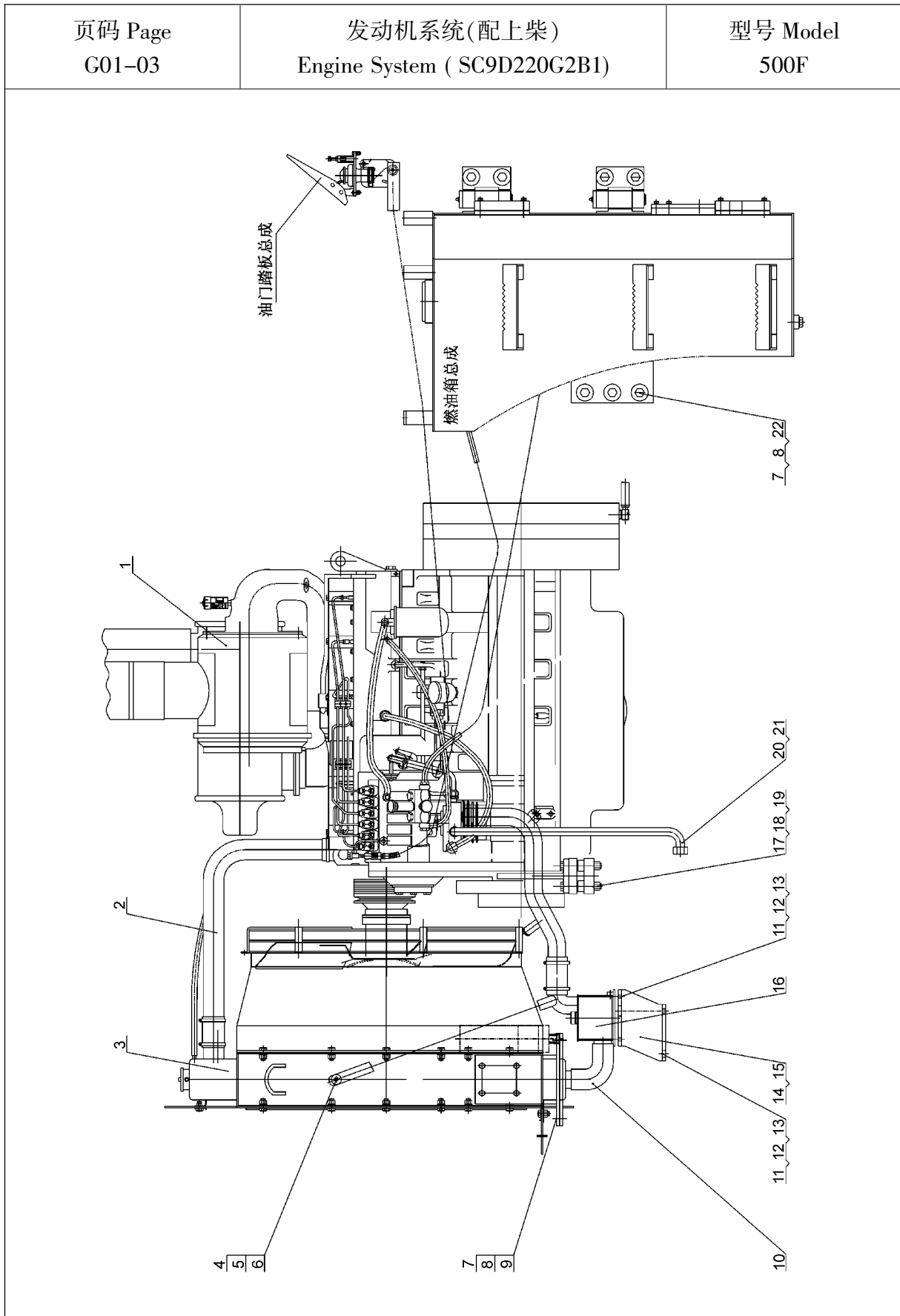
型号 Model 500F		整机装配图 Final Assembly Drawing		页码 Page G00-02	
序号 No.	零件代号 Part No.	名 称 Part Description		数量 Q'ty	备 注 Remark
1		动力与传动系统	Power and Transmission System	1	
2		车架与附件	Frame and Accessories	1	
3		液压系统	Hydraulic System	1	
4		工作装置	Working Device	1	
5		制动系统	Brake System	1	
6		操纵与驾驶室	Controls and Cab	1	
7		电气系统	Electrical System	1	
8		机罩	Engine Hood	1	
9		暖风与空调	Heating System and Air Conditioner	1	
10		随机工具	Attached Tools	1	

1.动力与传动系统

Engine and Transmission System



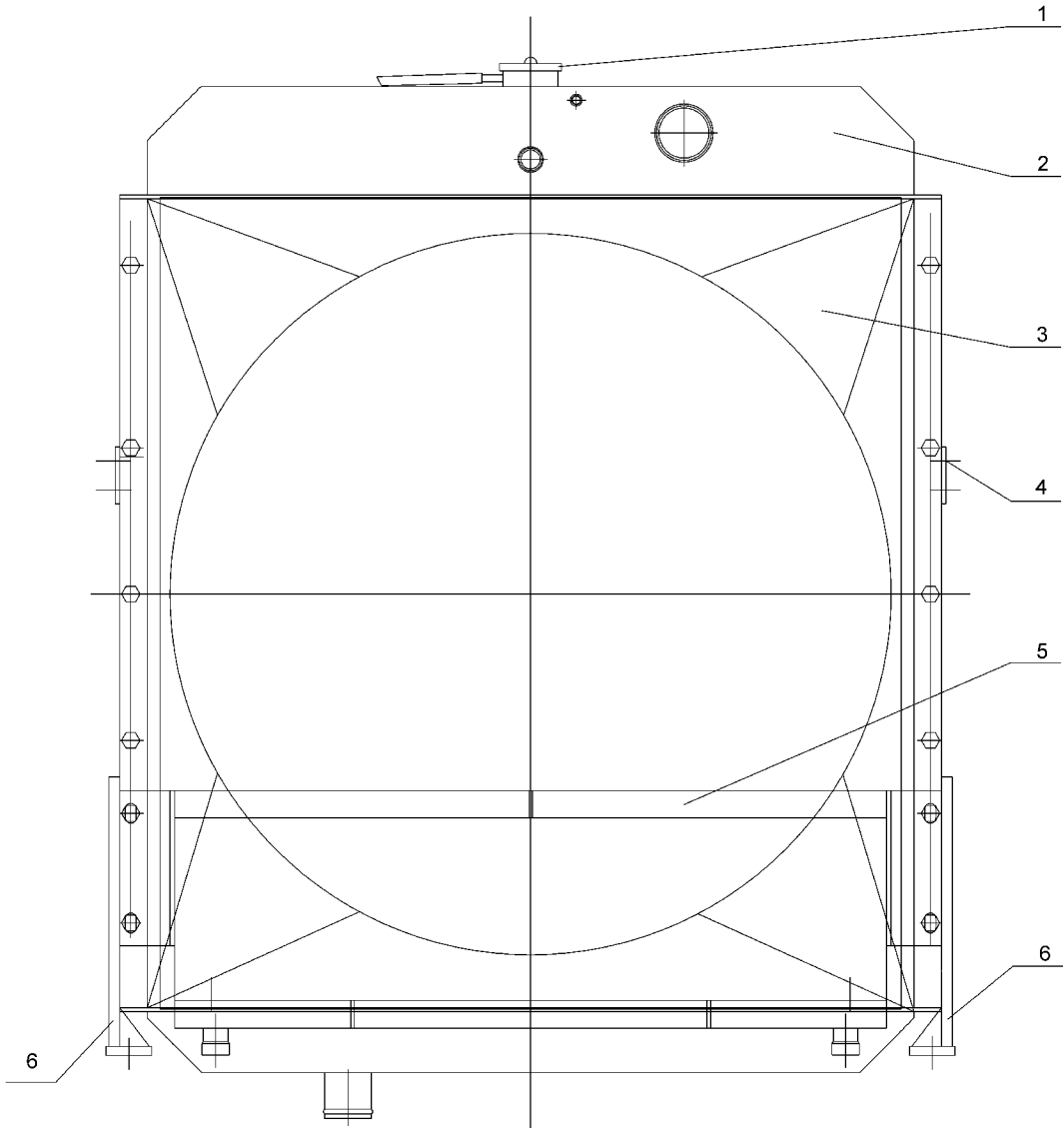
型号 Model 500F		发动机系统(配潍柴) Engine System (WD10G220E21)		页码 Page G01-02	
序号 No.	零件代号 Part No.	名 称 Part Description		数量 Q'ty	备 注 Remark
1	800104942	发动机	Engine	1	WD10G220E21
2	252900315	发动机出水管	Water Pipe	1	
3	800306253	散热器总成 XGSX01-77C	Water Radiator	1	
4	805000716	螺栓 M12×30	Bolt	4	GB/T5783-2000
5	805300018	垫圈 12	Washer	4	GB/T93-1987
6	805300020	垫圈 12	Washer	4	GB/T97.1-2002
7	805000028	螺栓 M16×50	Bolt	11	GB/T5783-2000
8	805300011	垫圈 16	Washer	11	GB/T93-1987
9	805300013	垫圈 16	Washer	4	GB/T97.1-2002
10	252108750	胶管	Hose	1	
11	805000043	螺栓 M10×30	Bolt	8	GB/T5783-2000
12	805300014	垫圈 10	Washer	8	GB/T93-1987
13	805300017	垫圈 10	Water Pipe	8	GB/T97.1-2002
14	251804706	左支架	Left Bracket	1	
15	251804707	右支架	Right Bracket	1	
16	800305568	双变油散 XGYS01-13B	Oil Radiator	1	
17	252904543	胶管	Hose	1	
18	251800859	减振器组件	Vibration Reduction	2	
19	805000558	螺栓 M14×110	Bolt	4	GB/T5782-2000
20	805201504	螺母 M14	Nut	4	GB/T889.1-2000
21	252101750	压缩机出气管	Air Pipe	1	
22	250200214	垫	Seal Washer	2	
23	805300111	垫圈 16	Washer	7	GB/T96.1-2002



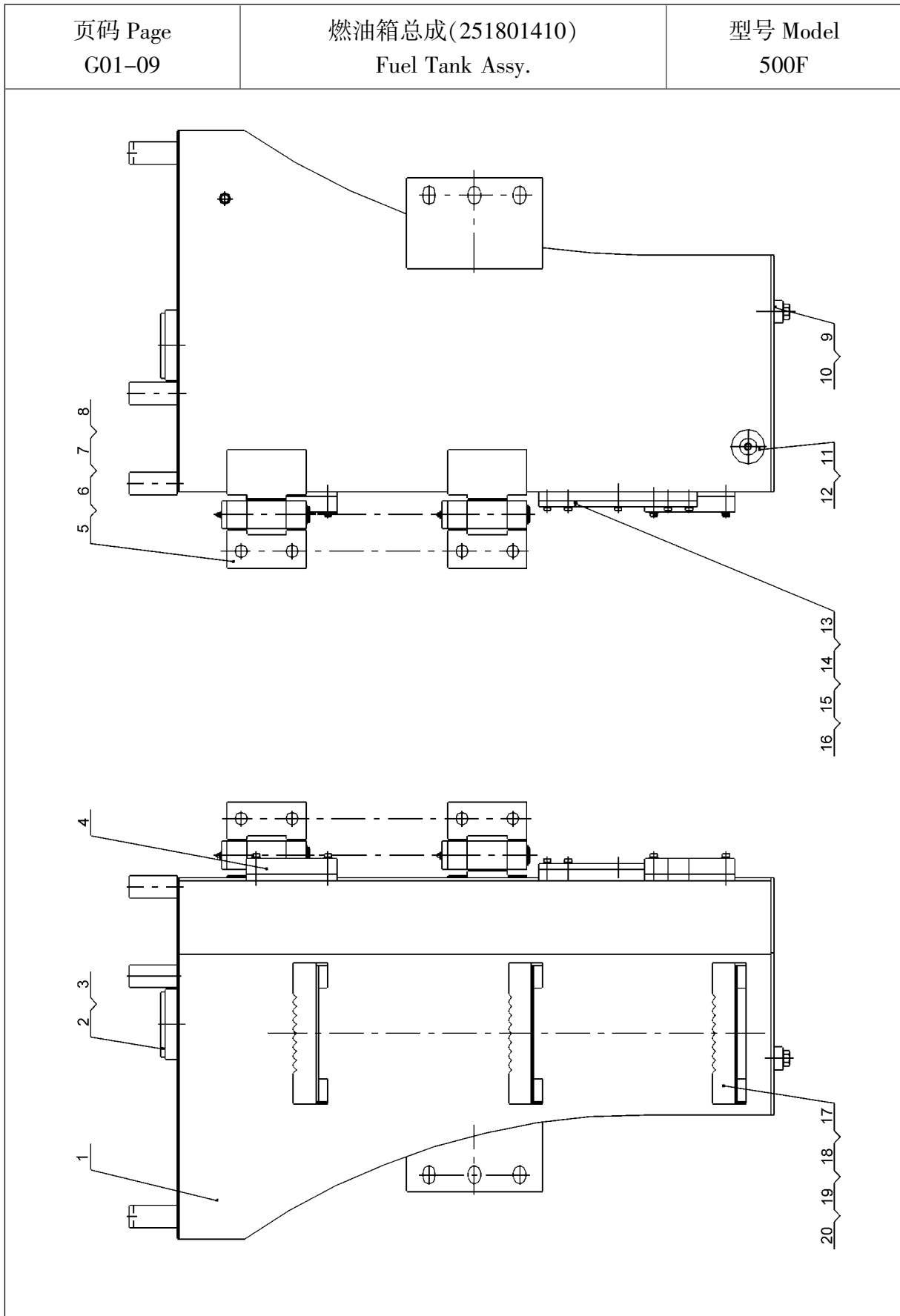
型号 Model 500F		发动机系统(配上柴) Engine System (SC9D220G2B1)		页码 Page G01-04	
序号 No.	零件代号 Part No.	名 称 Part Description		数量 Q'ty	备 注 Remark
1	800104962	发动机	Engine	1	SC9D220G2B1
2		发动机出水管	Water Pipe	1	发动机带
3	800305592	散热器总成 XGSX01-78A	Water Radiator	1	
4	805000716	螺栓 M12×30	Bolt	4	GB/T5783-2000
5	805300018	垫圈 12	Washer	4	GB/T93-1987
6	805300020	垫圈 12	Washer	4	GB/T97.1-2002
7	805000028	螺栓 M16×50	Bolt	11	GB/T5783-2000
8	805300011	垫圈 16	Washer	11	GB/T93-1987
9	805300013	垫圈 16	Washer	4	GB/T97.1-2002
10	252108750	胶管	Hose	1	
11	805000043	螺栓 M10×30	Bolt	8	GB/T5783-2000
12	805300014	垫圈 10	Washer	8	GB/T93-1987
13	805300017	垫圈 10	Washer	8	GB/T97.1-2002
14	251804706	左支架	Left bracket	1	
15	251804707	右支架	Right bracket	1	
16	800305568	双变油散 XGYS01-13B	Oil Radiator	1	
17	251800859	减振器组件	Vibration reduction	2	
18	805000558	螺栓 M14×110	Bolt	4	GB/T5782-2000
19	805201504	螺母 M14	Nut	4	GB/T889.1-2000
20	252101749	气管	Air Pipe	1	
21	250200214	垫	Seal Washer	2	
22	805300111	垫圈 16	Washer	7	GB/T96.1-2002

页码 Page G01-05	散热器总成(配潍柴) Radiator Assembly (WD10G220E21)	型号 Model 500F
<p>The diagram shows a technical drawing of a radiator assembly. It features a central circular core with a horizontal and vertical centerline. The core is surrounded by a rectangular frame with vertical support rails on both sides. Various components are labeled with numbers 1 through 6. Callout 1 points to the top edge of the frame. Callout 2 points to a circular feature on the top surface. Callout 3 points to the central circular core. Callout 4 points to a small component on the right vertical rail. Callout 5 points to the lower section of the core. Callout 6 points to the bottom edge of the frame and the base of the vertical rails.</p>		

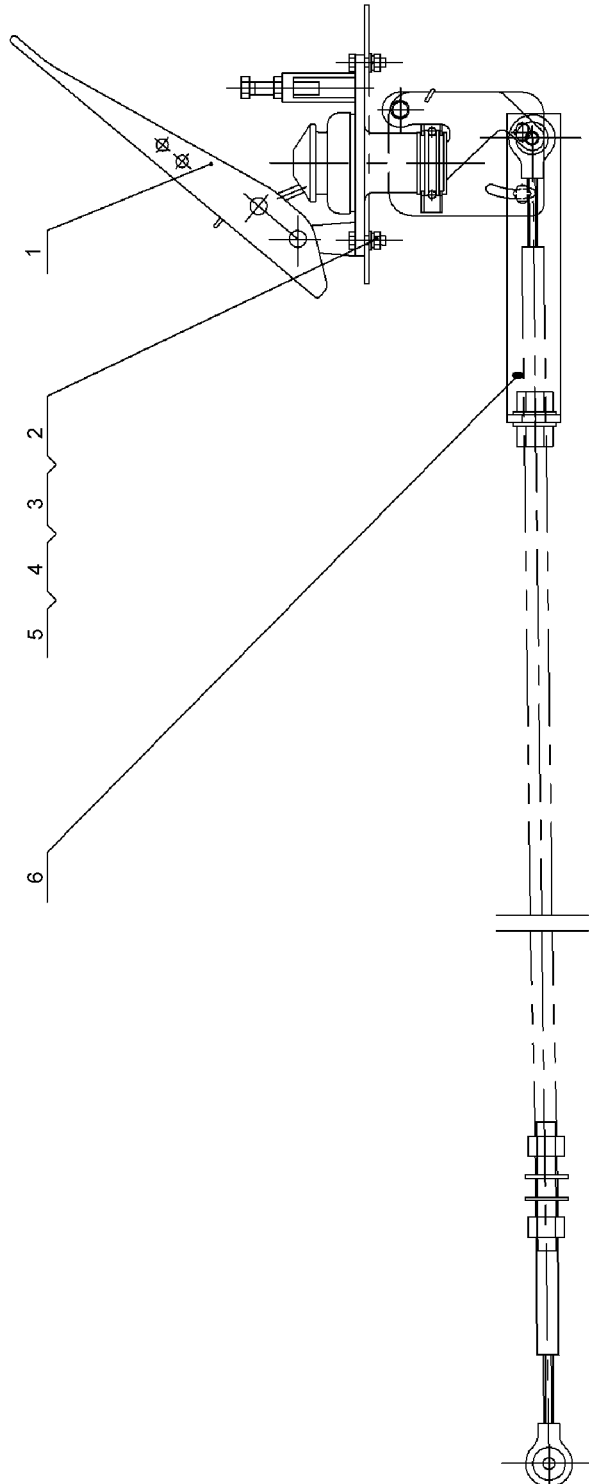
型号 Model 500F		散热器总成(配潍柴) Radiator Assembly (WD10G220E21)		页码 Page G01-06	
序号 No.	零件代号 Part No.	名 称 Part Description		数量 Q'ty	备 注 Remark
1	860112394	水箱盖	Cap	1	II型(0.7)
2		水散	Engine Radiator	1	XGSX01-77A-1301000
3		导风罩	Shroud	1	XGSX01-77A-1301601
4		水箱拉杆	Link	2	XGSX01-77A-1301910
5		液压油散	Hydraulic Oil Radiator	1	XGSX01-77AY-130000
6		支架	Bracket	2	XGSX01-77c-1301600

页码 Page G01-07	散热器总成(配上柴) Radiator Assembly (SC9D220G2B1)	型号 Model 500F
 <p>The drawing shows a technical view of a radiator assembly. It features a large central circular component, likely the radiator core, surrounded by a rectangular frame. Various parts are labeled with numbers 1 through 6. Callout 1 points to a top-mounted component, possibly a fan or sensor. Callout 2 points to the top edge of the frame. Callout 3 points to the internal structure of the radiator core. Callout 4 points to a side-mounted component, possibly a fan or sensor. Callout 5 points to the lower part of the radiator core. Callout 6 points to the bottom edge of the frame, which includes mounting feet.</p>		

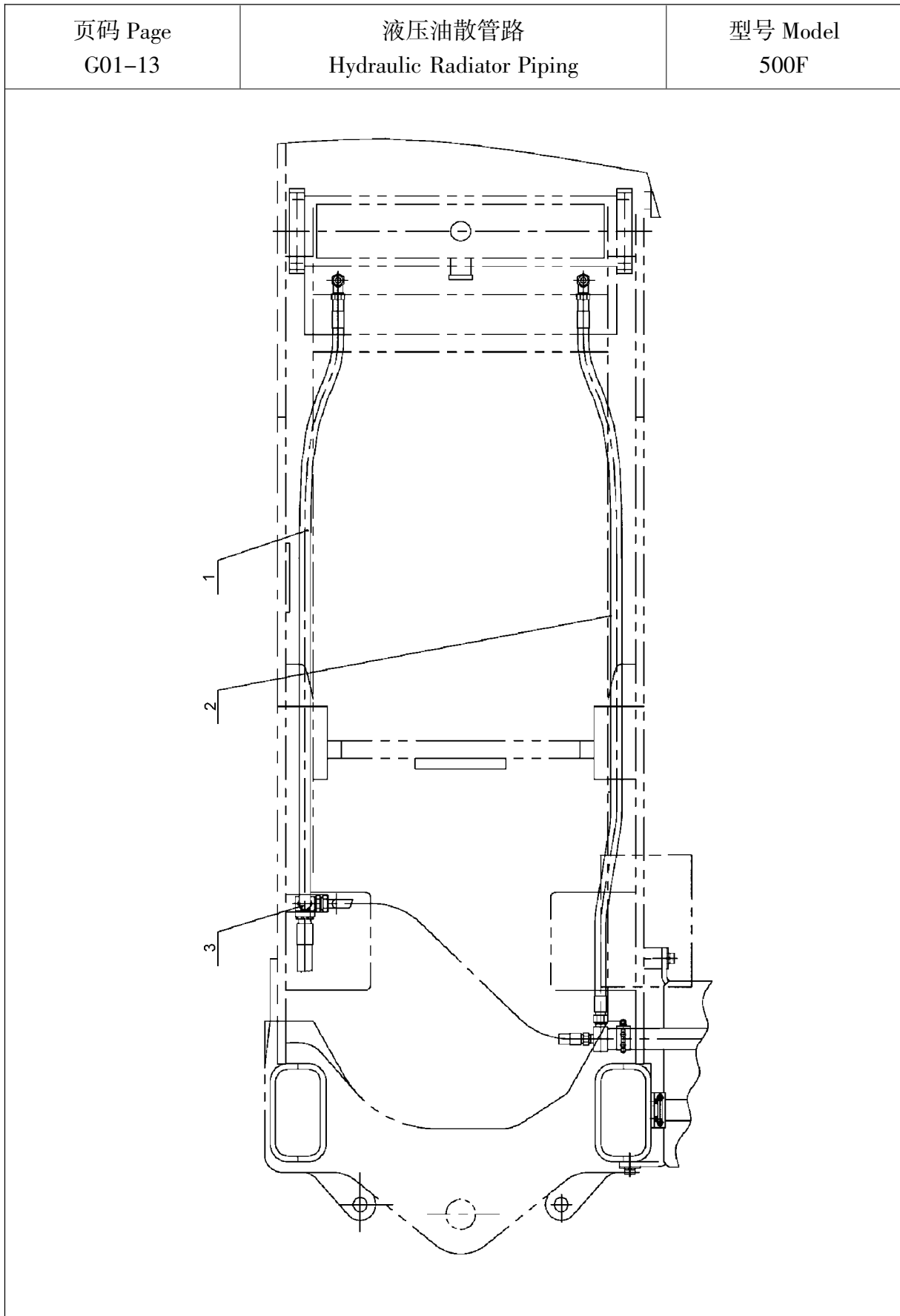
型号 Model 500F		散热器总成(配上柴) Radiator Assembly (SC9D220G2B1)		页码 Page G01-08	
序号 No.	零件代号 Part No.	名 称 Part Description		数量 Q'ty	备 注 Remark
1	860112394	水箱盖	Cap	1	II 型(0.7)
2		水散	Engine Radiator	1	XGSX01-78A-1301000
3		导风罩	Shroud	1	XGSX01-78A-1301601
4		水箱拉杆	Link	2	XGSX01-77A-1301910
5		液压油散	Hydraulic Oil Radiator	1	XGSX01-77AY-1300000
6		支架	Bracket	2	XGSX01-78A-1301700



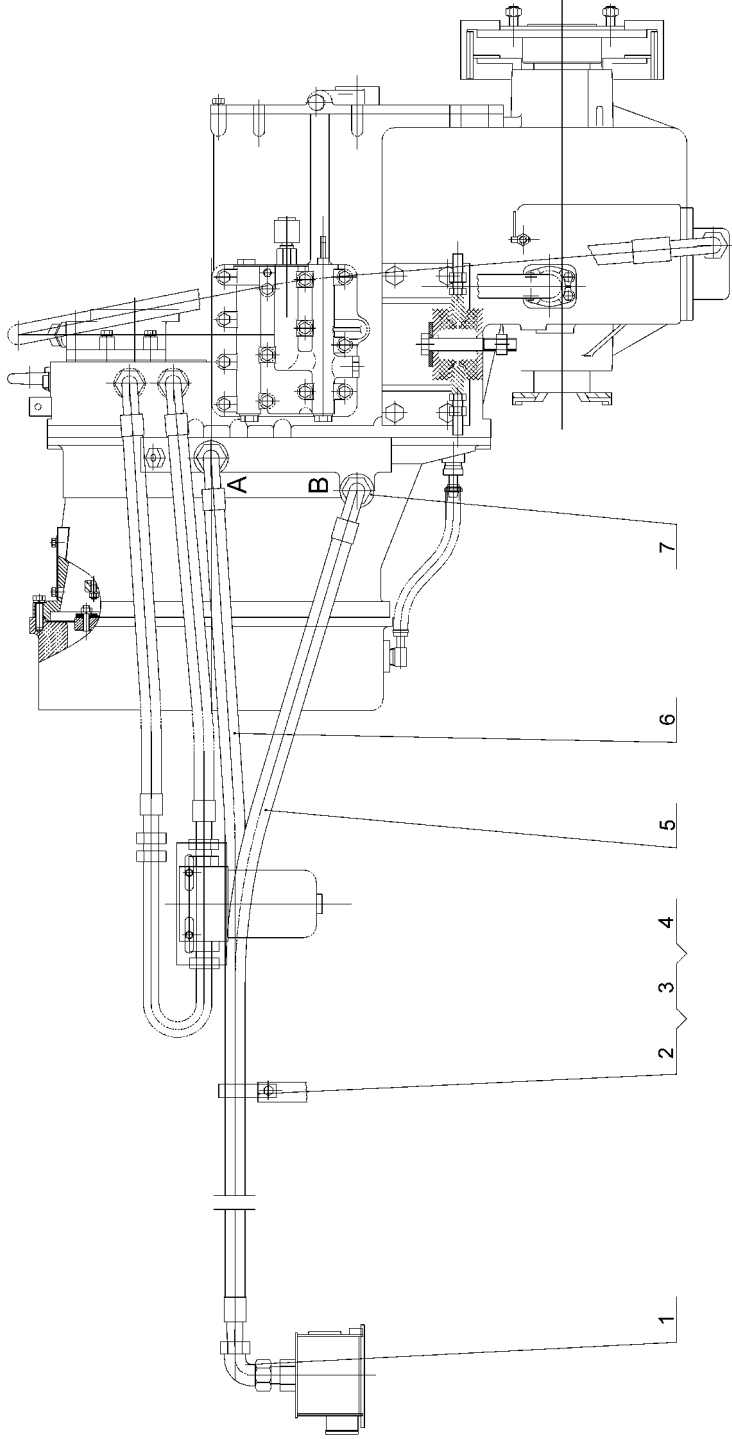
型号 Model 500F		燃油箱总成(251801410) Fuel Tank Assy.		页码 Page G01-10	
序号 No.	零件代号 Part No.	名 称 Part Description		数量 Q'ty	备 注 Remark
1	251801411	油箱体	Fuel Tank Housing	1	
2	250200620	加油口盖	Cap for Oil Feed Port	1	
	805002278	加油滤清器	Fuel Filter	1	选配 optional
3	250200621	密封垫	Seal Washer	1	配 250200620
4	803164214	液位计	Oil Level Indicator	2	
5	251801069	销轴	Pin Shaft	2	
6	175500338	油杯 M10×1	Grease Cup	2	
7	251801072	铰链	Hinge	2	
8	805400049	挡圈 28	Snap Ring	2	GB/T894.1-1986
9	805000022	螺栓 M16×25	Bolt	1	GB/T5783-2000
10	805301411	垫圈 16	Seal Washer	1	
11	803004300	滤油器总成 XGXL5-10X100	Fuel Filter Assy.	1	100099 101330
12	803164100	垫圈 45	Seal Washer	1	JB/T982-1977
13	252900311	盖板	Cover	1	
14	252100465	橡胶垫	Rubber Washer	1	
15	805000017	螺栓 M8×25	Bolt	8	GB/T5783-2000
16	805302458	垫圈 8	Washer	8	GB/T93-1987
17	251801075	脚蹬	Pedal	1	
18	805000715	螺栓 M12×25	Bolt	2	GB/T5783-2000
19	805301285	垫圈 12	Washer	2	GB/T93-1987
20	805300020	垫圈 12	Washer	2	GB/T97.1-2002

页码 Page G01-11	油门踏板总成(252100842) Accelerator Pedal	型号 Model 500F
 <p>The diagram shows a detailed technical drawing of an accelerator pedal assembly. It includes a pedal lever, a pivot point, a return spring, and a linkage rod. Callouts 1 through 6 point to specific components: 1 points to the pedal lever, 2 points to the pivot pin, 3 points to the return spring, 4 points to the spring housing, 5 points to the linkage rod, and 6 points to the lower end of the linkage rod. The drawing is oriented vertically on the page.</p>		

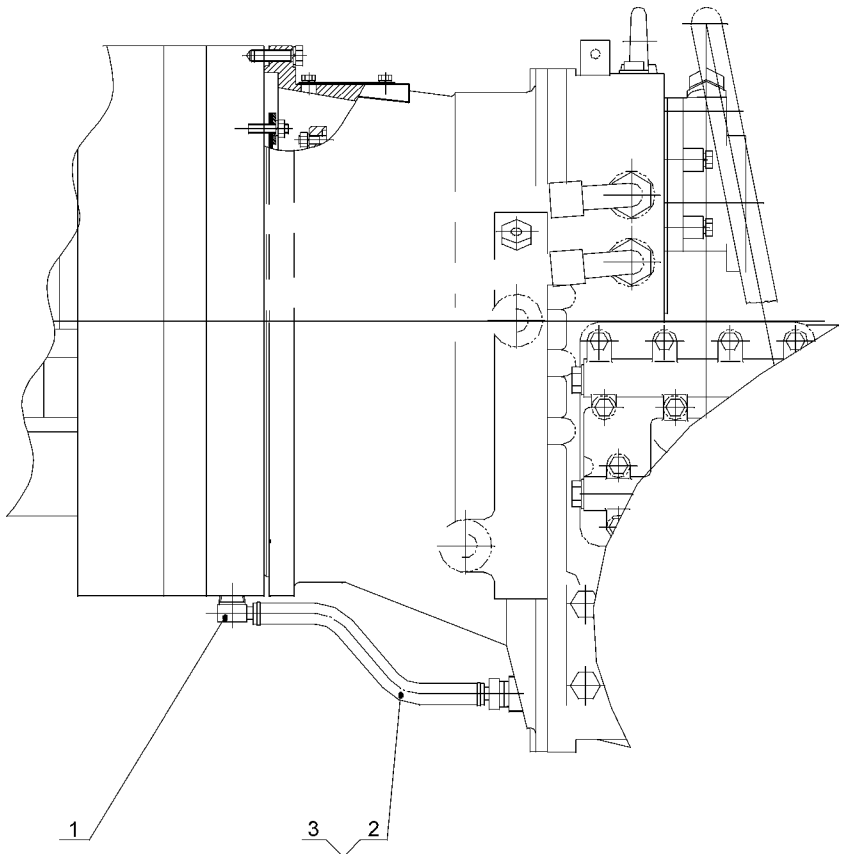
型号 Model 500F		油门踏板总成(252100842) Accelerator Pedal		页码 Page G01-12	
序号 No.	零件代号 Part No.	名 称 Part Description		数量 Q'ty	备 注 Remark
1	803004130	油门操纵阀	Throttle Control Lever	1	SL(XZ)-1129002
2	805000031	螺栓 M6×25	Bolt	5	GB/T5783-2000
3	805300029	垫圈 6	Washer	7	GB/T97.1-2002
4	805300030	垫圈 6	Washer	5	GB/T93-1987
5	805200053	螺母 M6	Nut	2	GB/T6170-2000
6	252100843	支架	Bracket	1	



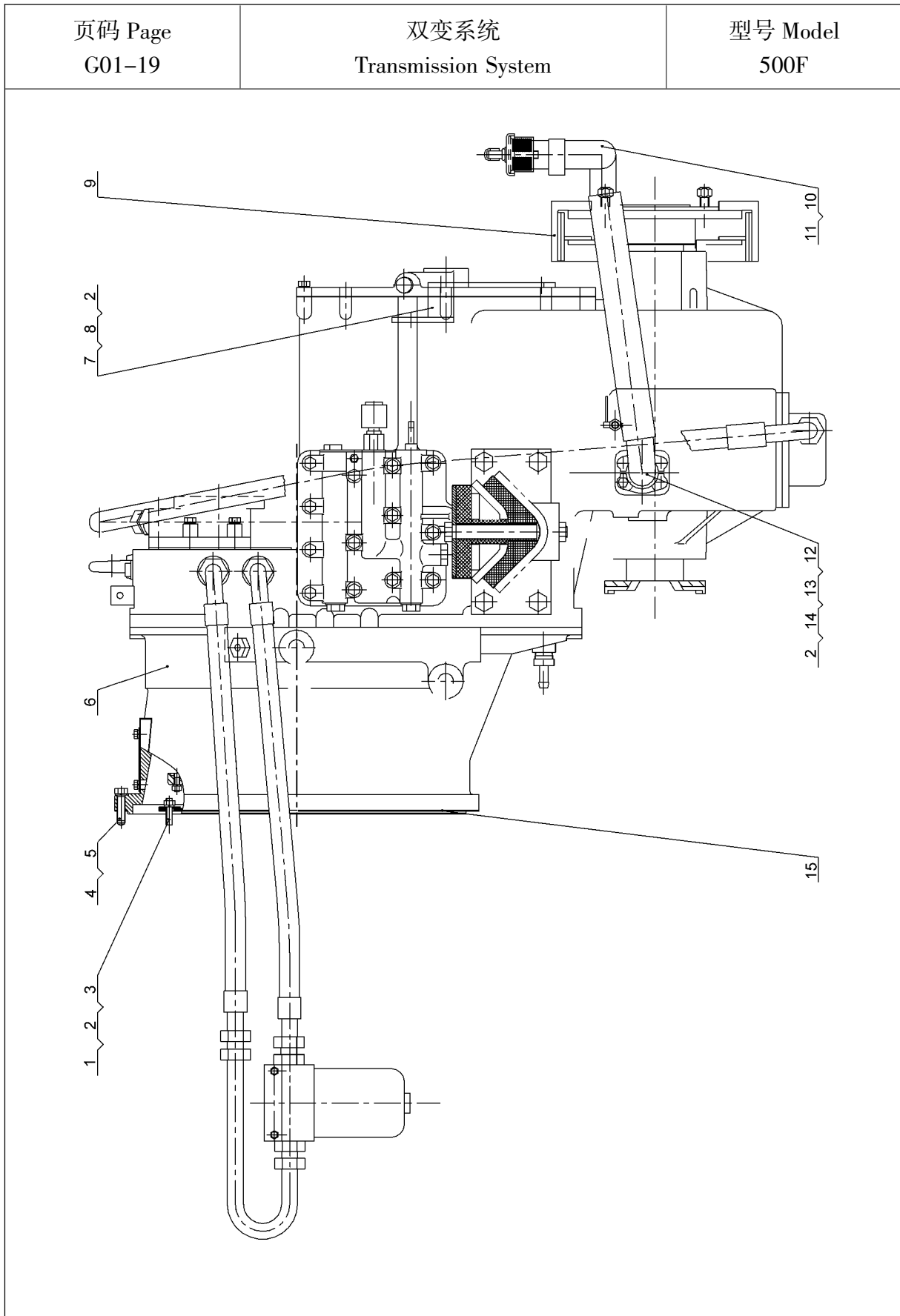
型号 Model 500F		液压油散管路 Hydraulic Radiator Piping		页码 Page G01-14	
序号 No.	零件代号 Part No.	名 称 Part Description		数量 Q'ty	备 注 Remark
1	251800462	软管总成	Hose Assy.	1	
2	251800461	软管总成	Hose Assy.	1	
3	803164295	接头	Joint	1	

页码 Page G01-15	双变油散管路 T/C Radiator Pipe	型号 Model 500F
		

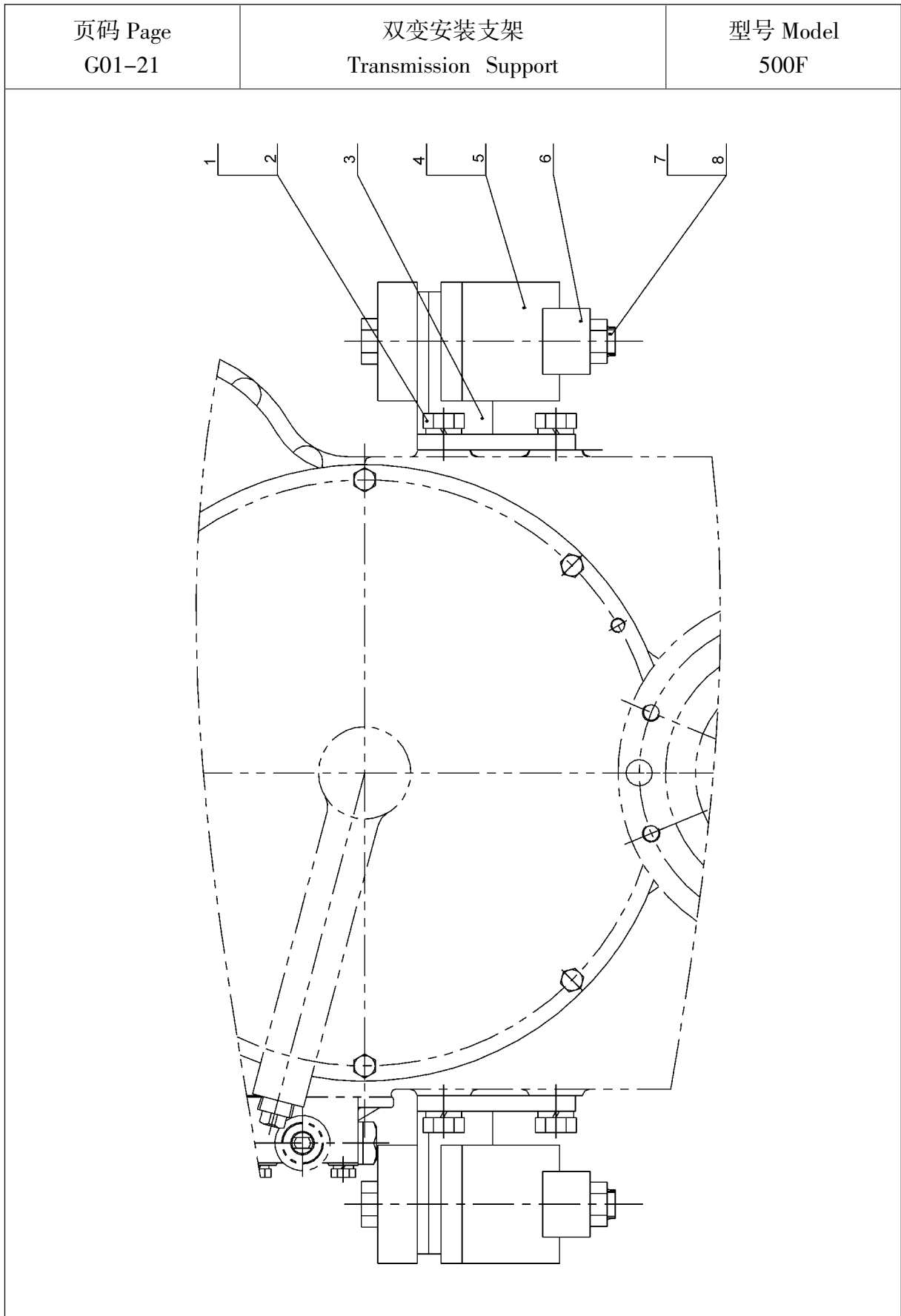
型号 Model 500F		双变油散管路 T/C Radiator Pipe		页码 Page G01-16	
序号 No.	零件代号 Part No.	名 称 Part Description		数量 Q'ty	备 注 Remark
1	803164301	接头	Joint	2	LH28L
2	803164314	管夹	Clamp	2	3700935
3	805000033	螺栓 M8×16	Bolt	2	GB/T5783-2000
4	805300010	垫圈 8	Washer	2	GB/T93-1987
5	252900988	胶管总成	Hose	1	
6	252900989	胶管总成	Hose	1	
7	252101153	接头	Joint	2	

页码 Page G01-17	飞轮壳管路 Pipe of Flywheel Shell	型号 Model 500F
		

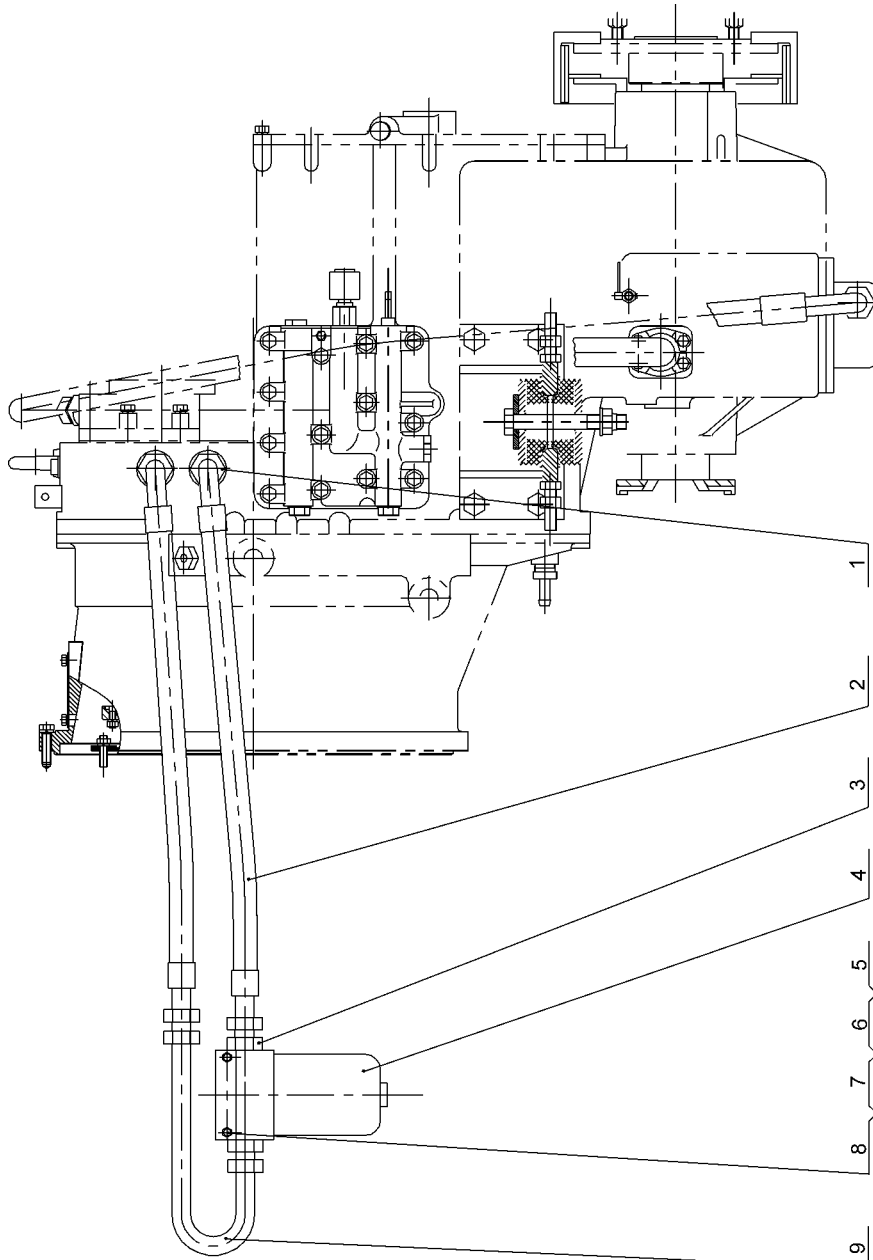
型号 Model 500F		飞轮壳管路 Pipe of Flywheel Shell		页码 Page G01-18	
序号 No.	零件代号 Part No.	名 称 Part Description		数量 Q'ty	备 注 Remark
1	250400122	直角接头	Hose Joint	1	
2	250400125	软管	Hose	1	
3	801902706	不锈钢喉箍 16-25	Clamp	2	QC/T619-1999



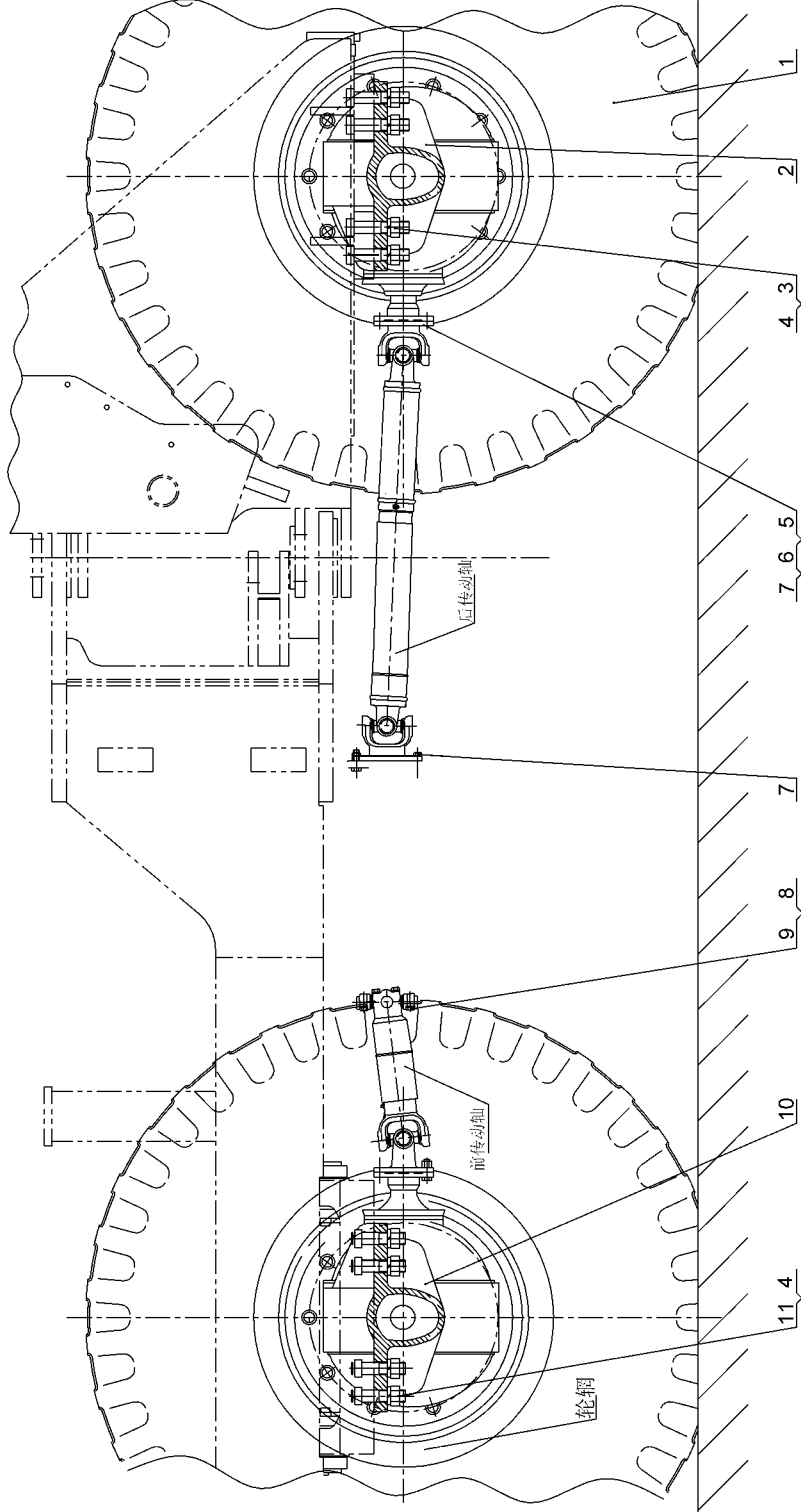
型号 Model 500F		双变系统 Transmission System		页码 Page G01-20	
序号 No.	零件代号 Part No.	名 称 Part Description		数量 Q'ty	备 注 Remark
1	805002236	螺柱 AM10×1×20	Bolt	12	GB/T899-1988
2	805301284	垫圈 10	Washer	16	GB/T93-1987
3	805200090	螺母 M10×1	Nut	12	GB/T6171-2000
4	805000014	螺栓 M12×45	Bolt	12	GB/T5783-2000
5	805301285	垫圈 12	Washer	14	GB/T93-1987
6	250300363	变速箱总成	Transmission Case Assy.	1	
7	251800747	支架	Bracket	1	
8	805000029	螺栓 M10×40	Bolt	2	GB/T5783-2000
9	250200519	制动器	Brake	1	101202 101211
10	250200772	加油管	Oil Feed Pipe	1	
11	803164020	胶管 B45×420	Hose	1	JB/T8406-2001
12	250200198	压板	Plate	1	
13	805002174	螺栓 M10×30	Bolt	4	GB/T21-1976
14	801100042	O 形圈 45×3.5	O-Ring	1	GB1235-76
15	250200162	垫	Washer	1	



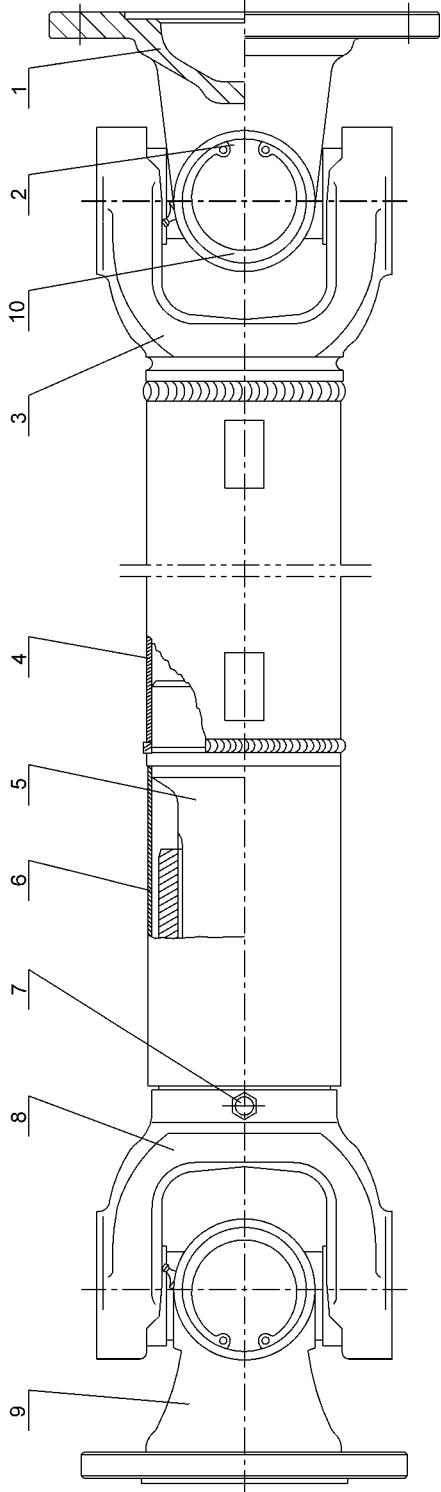
型号 Model 500F		双变安装支架 Transmission Support		页码 Page G01-22	
序号 No.	零件代号 Part No.	名 称 Part Description		数量 Q'ty	备 注 Remark
1	805000497	螺栓 M18×40	Bolt	8	GB/T5783-2000
2	805300039	垫圈 18	Washer	8	GB/T93-1987
3	251800862	支架	Bracket	2	
4	251801405	减振器上垫	Shock Absorber Upper Bushing	2	
5	251801406	减振器下垫	Shock Absorber Lower Bushing	2	
6	250200228	垫圈	Washer	2	
7	805000481	螺栓 M20×180	Bolt	2	GB/T5782-2000
8	805201518	螺母 M20	Nut	2	GB/T6182-2000

页码 Page G01-23	滤清器安装 Filter Assembly	型号 Model 500F
		

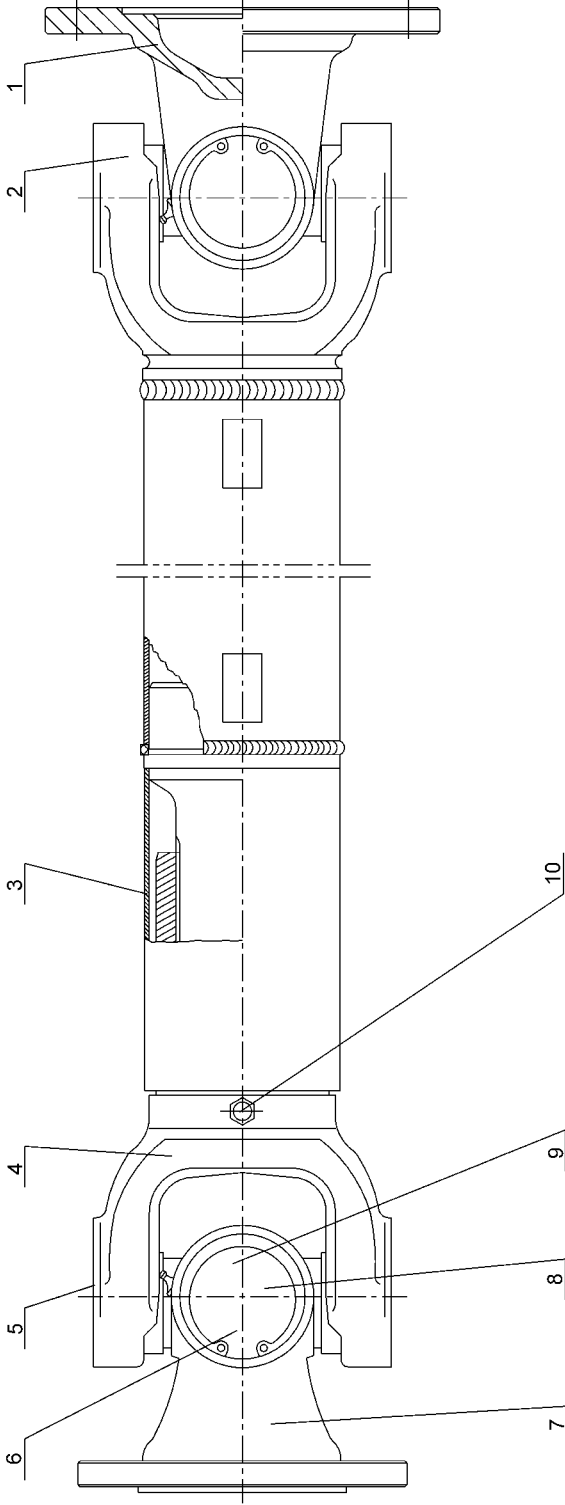
型号 Model 500F		滤清器安装 Filter Assembly		页码 Page G01-24	
序号 No.	零件代号 Part No.	名 称 Part Description		数量 Q'ty	备 注 Remark
1	803165983	接头	Joint	2	
2	251400232	软管总成	Hose Assy.	2	
3	803164550	接头	Joint	2	
4	250200144	滤清器	Filter	1	101330 101444
5	805000029	螺栓 M10×40	Bolt	2	GB/T5783-2000
6	805300014	垫圈 10	Washer	2	GB/T93-1987
7	805300017	垫圈 10	Washer	2	GB/T97.1-2002
8	805200048	螺母 M10	Nut	2	GB/T6170-2000
9	251400230	弯管	Bending Pipe	1	

页码 Page G01-25	驱动桥和传动轴安装 Driven Axle and Shaft Assembly	型号 Model 500F
		

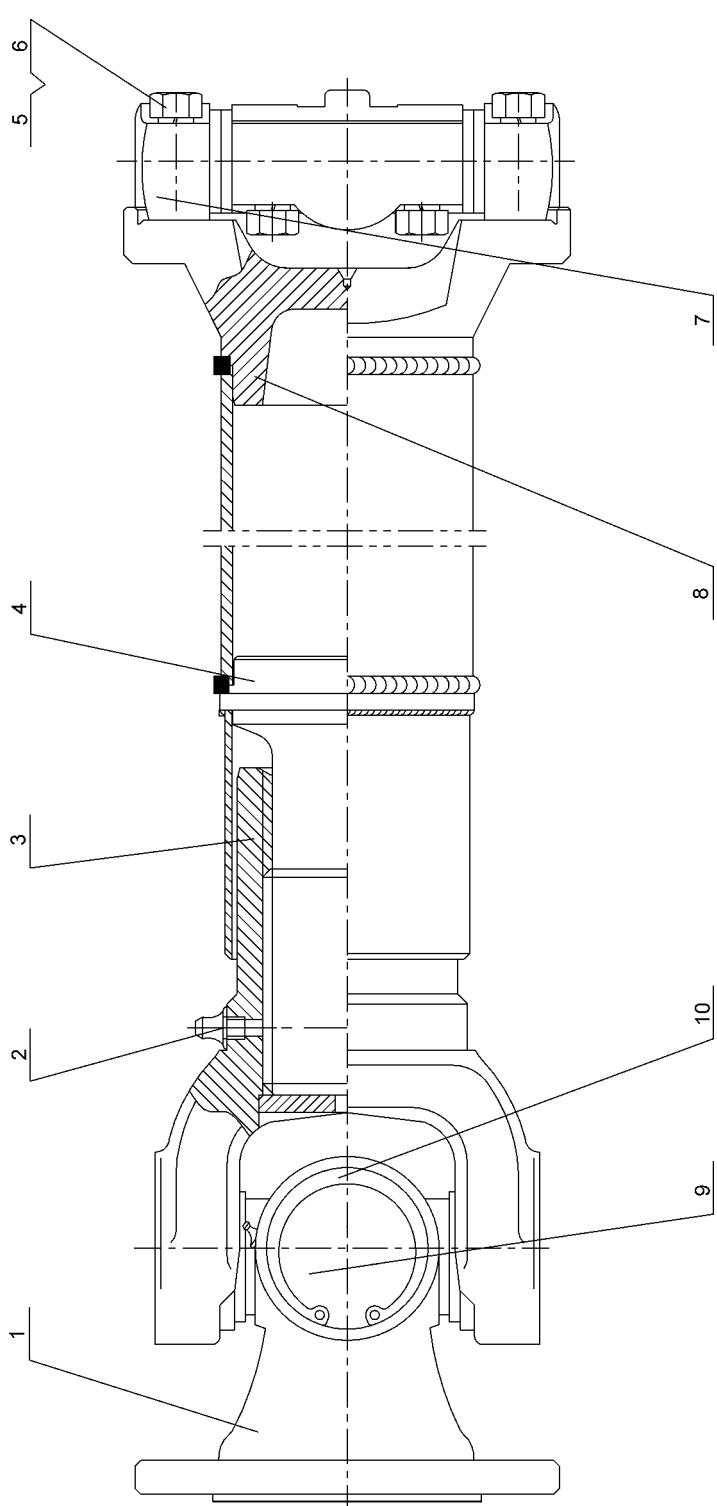
型号 Model 500F		驱动桥和传动轴安装 Driven Axle and Shaft Assembly		页码 Page G01-26	
序号 No.	零件代号 Part No.	名 称 Part Description		数量 Q'ty	备 注 Remark
1	800302218	轮胎 23.5-25	Tire	4	GB/T2980-1991
2	800302254	前桥总成	Front Axle Assy.	1	
3	805002857	螺栓 M30×2×150	Bolt	8	GB/T5785-2000
4	805201526	螺母 M30×2	Nut	16	GB/T889.2-2000
5	805002117	螺栓 M14×1.5×45	Bolt	12	GB/T5785-2000
6	805300144	垫圈 14	Washer	12	GB/T97.1-2002
7	805201527	螺母 M14×1.5	Nut	20	GB/T889.2-2000
8	805002100	螺栓 M12×1.25×55	Bolt	4	GB/T5785-2000
9	805301285	垫圈 12	Washer	4	GB/T93-1987
10	800302255	后桥总成	Rear Axle	1	
	251300100	后桥总成(四钳)	Rear Axle Assy.	1	选配 optional
11	805004628	螺栓 M30×2×100	Bolt	8	GB/T5785-2000

页码 Page G01-27	前传动轴(251800154-101148) Front Transmission Shaft	型号 Model 500F
 <p>The diagram is a vertical cross-section of a front transmission shaft assembly. It features a central shaft with various components: a top flange (1), a bearing housing (2), a bearing (10), a shaft section with a keyway (3), a shaft section with a splined end (4), a shaft section with a keyway (5), a shaft section with a splined end (6), a shaft section with a keyway (7), a shaft section with a splined end (8), a bearing housing (9), and a bottom flange (9). The shaft is supported by bearings and housed within a frame.</p>		

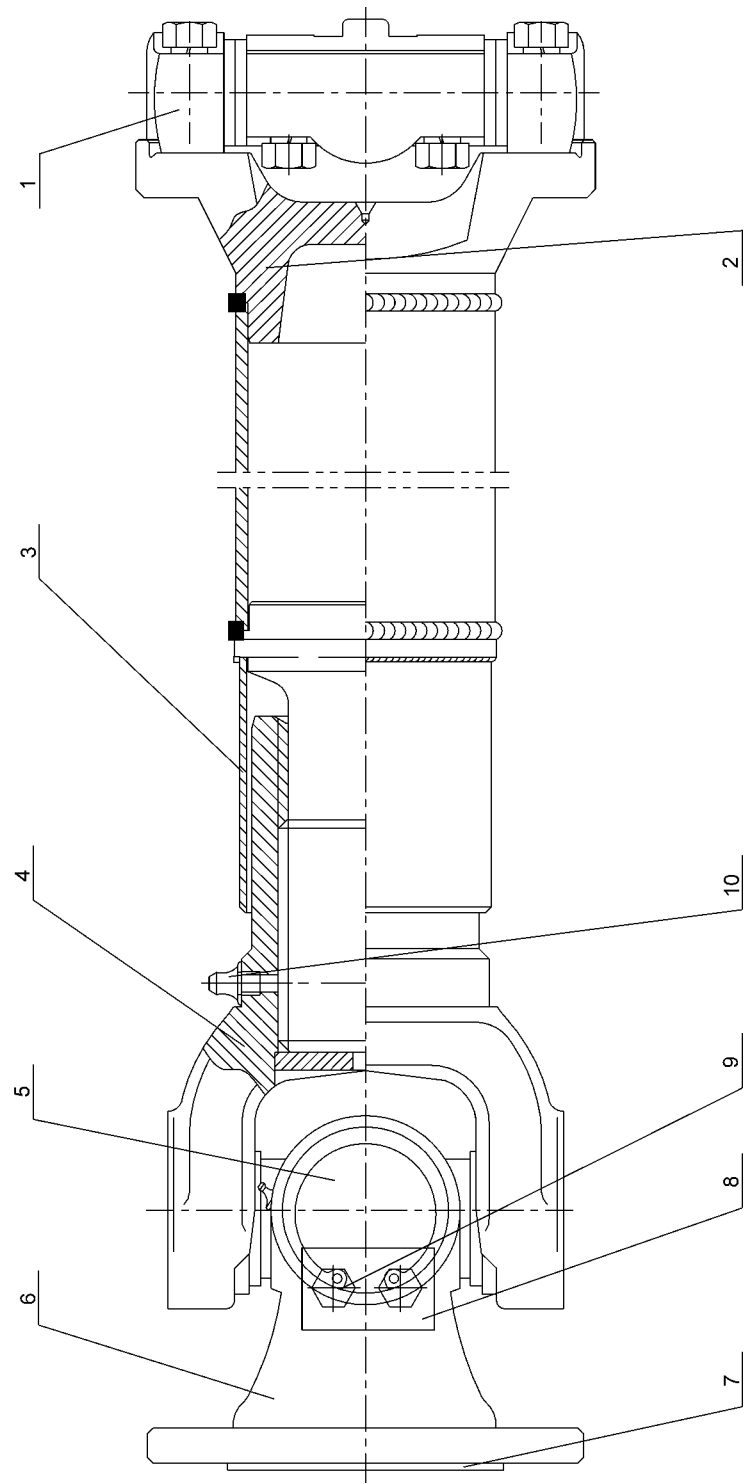
型号 Model 500F		前传动轴(251800154-101148) Front Transmission Shaft		页码 Page G01-28		
序号 No.	零件代号 Part No.	名 称 Part Description		数量 Q'ty	备 注 Remark	
1	860118445	中传法兰叉	Flange Fork	1		
2		十字轴总成	Crossing Shaft Assy.	2	HW-CA1160K2B	
3		万向节叉	Universal Joint Fork	1	530F.1.2 万向节叉 Universal joint fork	
4		轴管	Shaft Pipe	1		
5		花键轴	Spline Shaft	1	530F.1.2 花键轴 Spline shaft	
6		护套	Cover Sleeving	1	530F.1.2 护套 Cover sleeving	
7		801100336	油杯 M10×1	Grease Cup	1	JB/T7940.1-1995
8			滑动叉	Sliding Fork	1	530F.1.2 滑动叉 Sliding fork
9			突缘叉	Flange Fork	1	530F.1.2 突缘叉 Flange fork
10			挡圈 48	Snap Ring	8	

页码 Page G01-29	前传动轴(251800154-101493) Front Transmission Shaft	型号 Model 500F
 <p>The drawing shows a vertical front transmission shaft assembly. At the top, a shaft (1) is inserted into a housing (2). Below this is a bearing housing (3) with a bearing. The main shaft (4) has a central section with a splined shaft (5) and a bearing (6). A seal (7) is located at the bottom of the main shaft. The bottom housing (8) contains a bearing (9) and a shaft (10). The entire assembly is shown in a half-view with a dashed centerline.</p>		

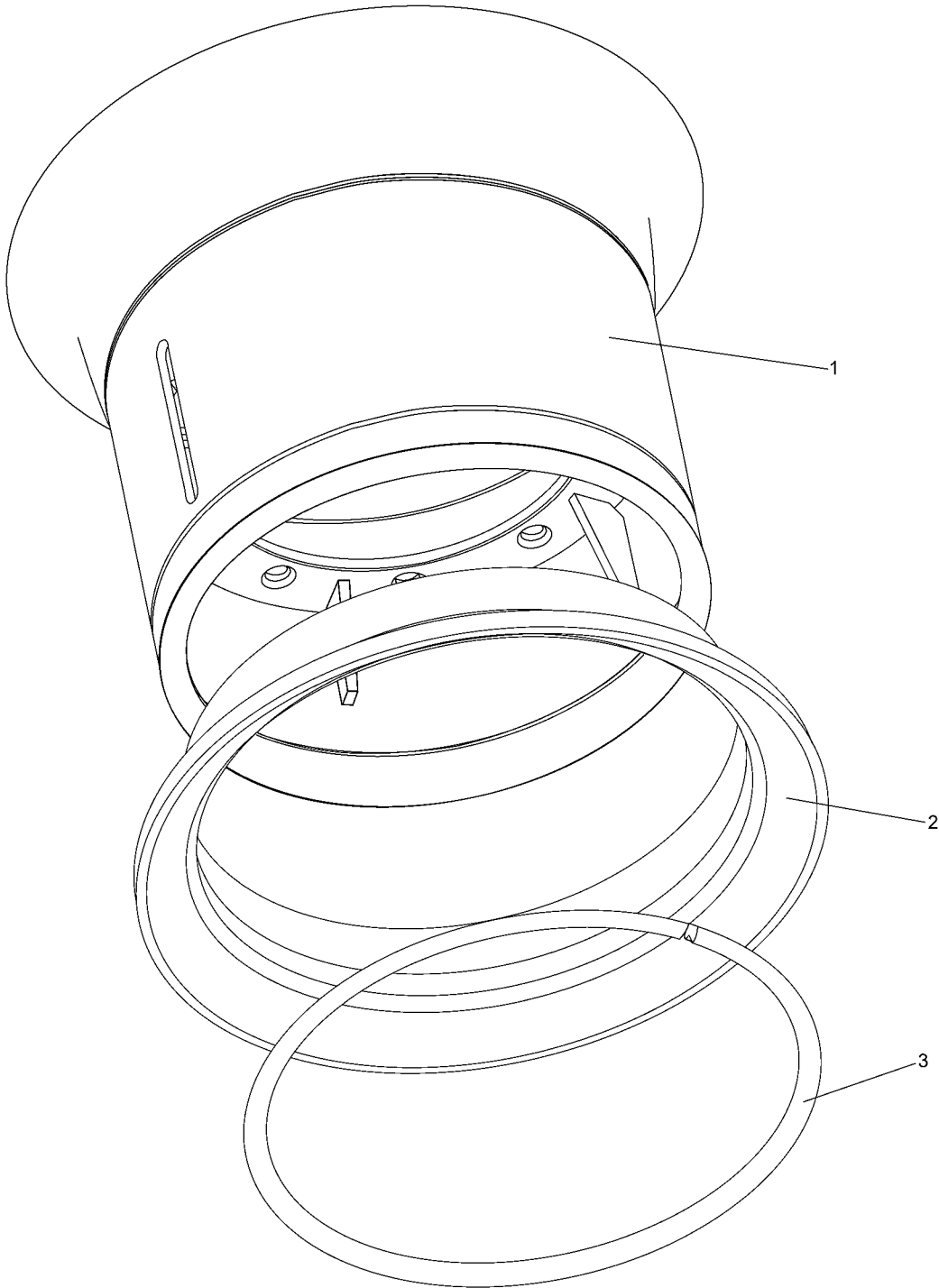
型号 Model 500F		前传动轴(251800154-101493) Front Transmission Shaft		页码 Page G01-30	
序号 No.	零件代号 Part No.	名 称 Part Description		数量 Q'ty	备 注 Remark
1	860118446	突缘叉	Flange Fork	1	500F(II).03.1-01
2		花键轴组件	Spline Shaft	1	500F(II).03.1-02
3		防尘垫圈	Dust-Proof Washer	1	
4		花键叉组件	Spline Fork	1	500F(II).03.1-03
5		万向节十字轴总成	Universal Joint Crossing Shaft Assy.	1	EQ6D142
6		锁片	Lock Washer	4	530F.1.2-05
7		突缘叉	Flange Fork	1	530F.1.2-01
8		盖板	Cover	4	530F.1.2-04
9		螺栓 M8×16	Bolt	8	GB/T5782-2000
10		801100336	油杯 M10×1	Grease Cup	1

<p>页码 Page G01-31</p>	<p>后传动轴(251800155-101148) Rear Transmission Shaft</p>	<p>型号 Model 500F</p>
 <p>The diagram is a detailed technical cross-section of the rear transmission shaft assembly. It shows the shaft mounted within a housing, with various components labeled with numbers 1 through 10. Callout 1 points to the front housing, 2 to a bolt, 3 to a seal, 4 to a bearing, 5 to a nut, 6 to a bolt, 7 to a bearing, 8 to a seal, 9 to the shaft, and 10 to the rear housing. The drawing uses standard engineering conventions for hatching and dashed lines to indicate hidden parts.</p>		

型号 Model 500F		后传动轴(251800155-101148) Rear Transmission Shaft		页码 Page G01-32	
序号 No.	零件代号 Part No.	名 称 Part Description		数量 Q'ty	备 注 Remark
1		突缘叉	Flange Fork	1	530F.1.2-1
2	801100336	油杯 M10×1	Grease Cup	1	JB/T7940.1-1995
3		滑动叉	Sliding Fork	1	530F.1.3 滑动叉 sliding fork
4		花键轴	Spline Shaft	1	530F.1.3 花键轴 spline shaft
5		弹簧垫圈	Spring Washer	8	
6		弹簧垫圈	Spring Washer	8	
7	860118447	十字轴总成	Crossing Shaft Assy.	1	T160D-00
8		万向节叉	Universal Joint Fork	1	540F.3.1-02
9	860118445	十字轴总成	Crossing Shaft Assy.	1	HW-CA1160K2B
10		挡圈 48	Snap Ring	4	

<p>页码 Page G01-33</p>	<p>后传动轴(251800155-101493) Rear Transmission Shaft</p>	<p>型号 Model 500F</p>
 <p>The diagram is a technical cross-section of a rear transmission shaft assembly. It shows a central shaft with various components mounted on it. Callout 1 points to the top housing. Callout 2 points to a bolt on the shaft. Callout 3 points to a component on the shaft. Callout 4 points to a component on the shaft. Callout 5 points to a component on the shaft. Callout 6 points to a component on the shaft. Callout 7 points to a component on the shaft. Callout 8 points to a component on the shaft. Callout 9 points to a component on the shaft. Callout 10 points to a component on the shaft.</p>		

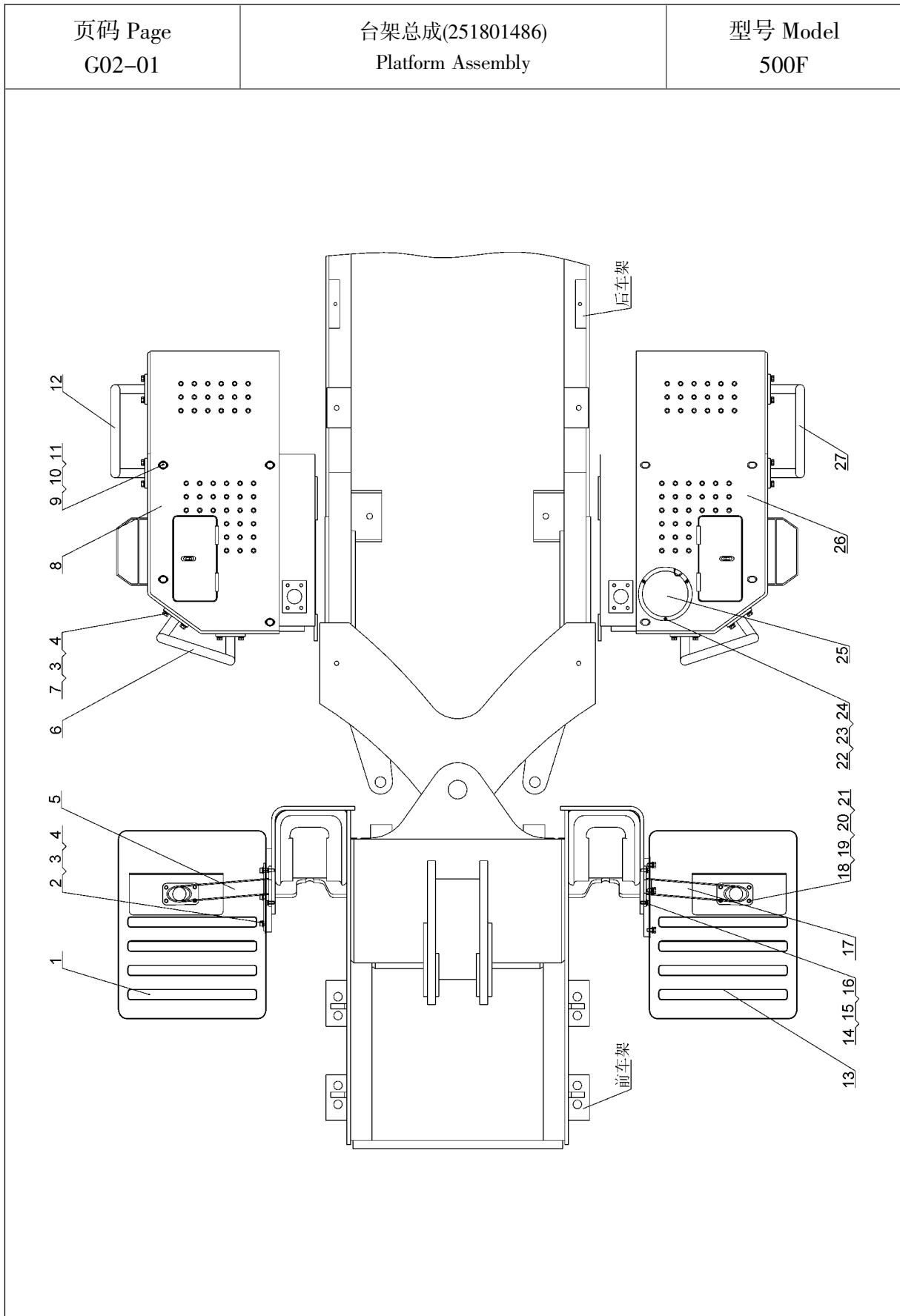
型号 Model 500F		后传动轴(251800155-101493) Rear Transmission Shaft		页码 Page G01-34	
序号 No.	零件代号 Part No.	名 称 Part Description		数量 Q'ty	备 注 Remark
1	860118448	万向节十字轴总成	Universal Joint Cross Shaft	1	G5-7126
2		花键轴组件	Spline Shaft	1	500F(II).03.2-01
3		防尘垫圈	Dust-Proof Washer	1	
4		花键叉组件	Spline Fork	1	500F(II).03.2-02
5	860118446	万向节十字轴总成	Universal Joint Crossing Shaft Assy.	1	EQ6D142
6		突缘叉	Flange Fork	1	530F.1.2-01
7		盖板	Cover	4	530F.1.2-04
8		锁片	Lock Washer	4	530F.1.2-05
9	805000033	螺栓 M8×16	Bolt	8	GB/T5783-2000
10	801100336	油杯 M10×1	Grease Cup	1	JB/T7940.1-1995

页码 Page G01-35	轮辋(800302356) Rim Assembly	型号 Model 500F
 <p>The diagram shows an exploded view of a rim assembly. Callout 1 points to the outer rim, callout 2 points to the inner rim, and callout 3 points to a separate circular component. The assembly includes several bolts and washers connecting the rim to a central hub.</p>		

型号 Model 500F		轮辋(800302356) Rim Assembly		页码 Page G01-36	
序号 No.	零件代号 Part No.	名 称 Part Description		数量 Q'ty	备 注 Remark
1	250400167	轮辋体	Rim Base	1	ZL50E.5.1.1
2	250400164	锁圈	Lock Ring	1	ZL50E.5.1-1
3	250400165	外轮缘	Side Ring	1	ZL50E.5.1-2

2.车架与附件

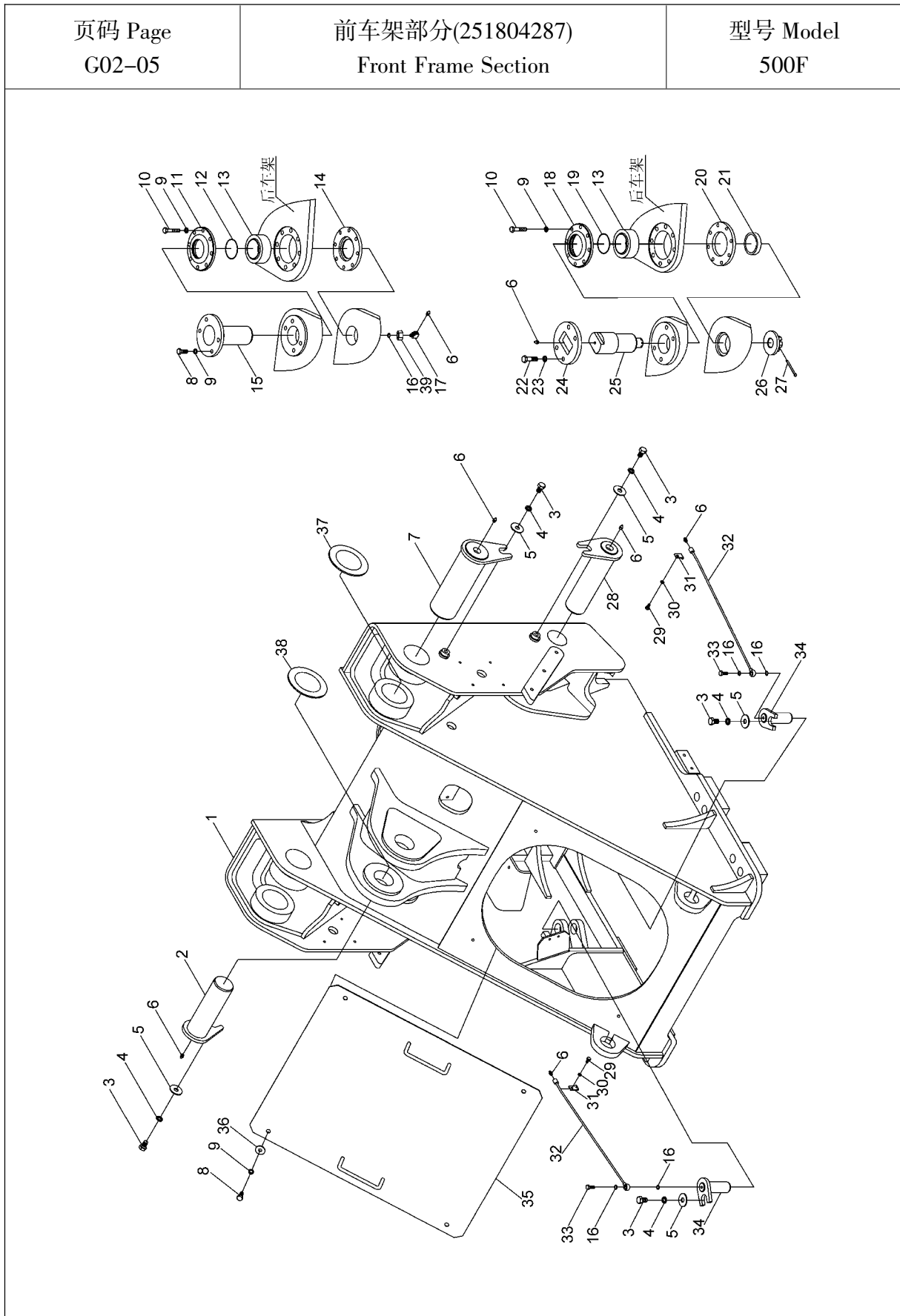
Frame and Accessories



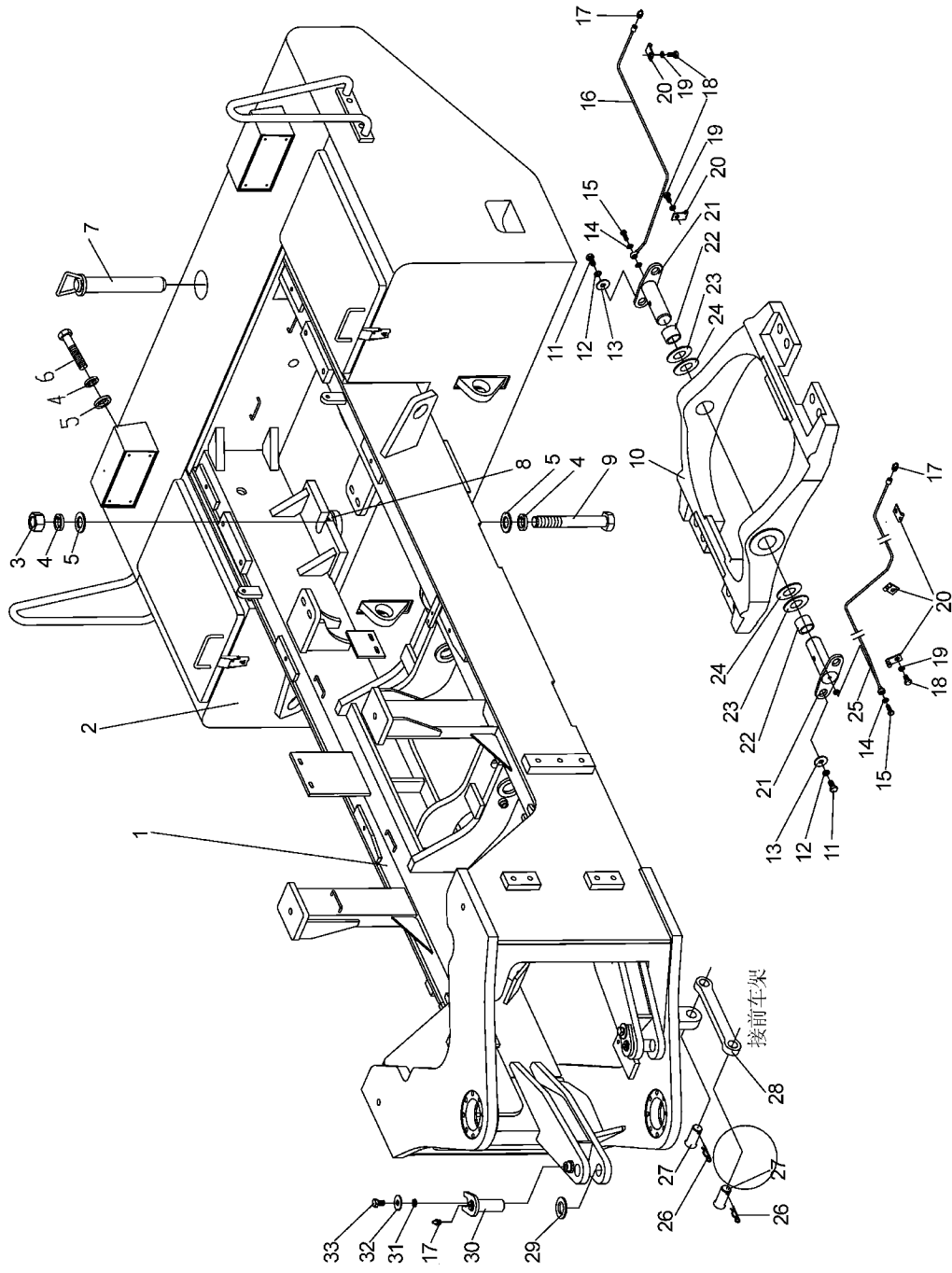
型号 Model 500F		台架总成(251801486) Platform Assembly		页码 Page G02-02	
序号 No.	零件代号 Part No.	名 称 Part Description		数量 Q'ty	备 注 Remark
1	253000638	右挡泥板	Right Fender	1	
2	805000715	螺栓 M12×25	Bolt	6	GB/T5783-2000
3	805300020	垫圈 12	Washer	22	GB/T97.1-2002
4	805301285	垫圈 12	Washer	22	GB/T93-1987
5	252101013	右灯架	Right Lamp Protector	1	
6	251804917	前护栏	Front Fence	2	
7	805000048	螺栓 M12×35	Bolt	16	GB/T5783-2000
8	251804927	右台架	Left Platform	1	
9	805000017	螺栓 M16×35	Bolt	8	GB/T5783-2000
10	805301322	垫圈 16	Washer	8	GB/T97.1-2002
11	805300011	垫圈 16	Washer	8	GB/T93-1987
12	251804925	右后护栏	Right Rear Fence	1	
13	253000634	左挡泥板	Left Fender	1	
14	805000727	螺栓 M10×25	Bolt	8	GB/T5783-2000
15	805300017	垫圈 10	Washer	8	GB/T97.1-2002
16	805300014	垫圈 10	Washer	8	GB/T93-1987
17	803164974	左灯架	Left Lamp Protector	1	
18	805000018	螺栓 M8×20	Bolt	8	GB/T5783-2000
19	805300069	垫圈 8	Washer	8	GB/T97.1-2002
20	805300010	垫圈 8	Washer	8	GB/T93-1987
21	805200045	螺母 M8	Nut	8	GB/T6170-2000
22	805000010	螺栓 M5×20	Bolt	3	GB/T5783-2000
23	805300109	垫圈 5	Washer	3	GB/T93-1987
24	805300119	垫圈 5	Washer	3	GB/T97.1-2002
25	251801374	盖板	Cover	1	
26	251804921	左台架	Left Platform	1	
27	251804919	左后护栏	Left Rear Fense	1	

页码 Page G02-03	前车架部分(251804287) Front Frame Section	型号 Model 500F

型号 Model 500F		前车架部分(251804287) Front Frame Section		页码 Page G02-04	
序号 No.	零件代号 Part No.	名 称 Part Description		数量 Q'ty	备 注 Remark
1	251804276	前车架	Front frame	1	
2	251400270	转斗缸-车架销	Tilt Cylinder Articulation Pin	1	
3	805000022	螺栓 M16×25	Bolt	7	GB/T5783-2000
4	805300011	垫圈 16	Washer	7	GB/T93-1987
5	805300111	垫圈 16	Washer	7	GB/T96.1-2002
6	801100336	油杯 M10×1	Grease Cup	9	JB/T7940.1-1995
7	251800308	动臂-车架销	Boom-Frame Articulation Pin	2	
8	805000716	螺栓 M12×30	Bolt	8	GB/T5783-2000
9	805300018	垫圈 12	Washer	24	GB/T93-1987
10	805000681	螺栓 M12×65	Bolt	16	GB/T5782-2000
11	250300136	法兰	Flange	1	
12	801100116	O 形圈 75×3.1	O-Ring	1	GB/T1235-1976
13	800511238	关节轴承 GE70ES-2RS	Joint Bearing	2	GB/T9163-2001
14	250300138	下法兰盘	Lower Flange	1	
15	251804280	上铰接销	Upper Articulation Pin	1	
16	250200730	垫片	Washer	6	
17	251804416	油杯弯头	Grease Cup Bent Joint	2	
18	250300141	法兰	Flange	1	
19	803164050	O 形密封圈 85×3.1	O-Ring Sealing	1	GB/T1235-1976
20	250300140	下法兰盘	Lower Flange	1	
21	250300139	垫圈	Washer	1	
22	805002117	螺栓 M14×1.5×45	Bolt	4	GB/T5785-2000
23	805300033	垫圈 14	Washer	4	GB/T93-1987
24	251804409	压板	Pressing Plate	1	
25	251804285	下铰接销	Lower Articulation Pin	1	



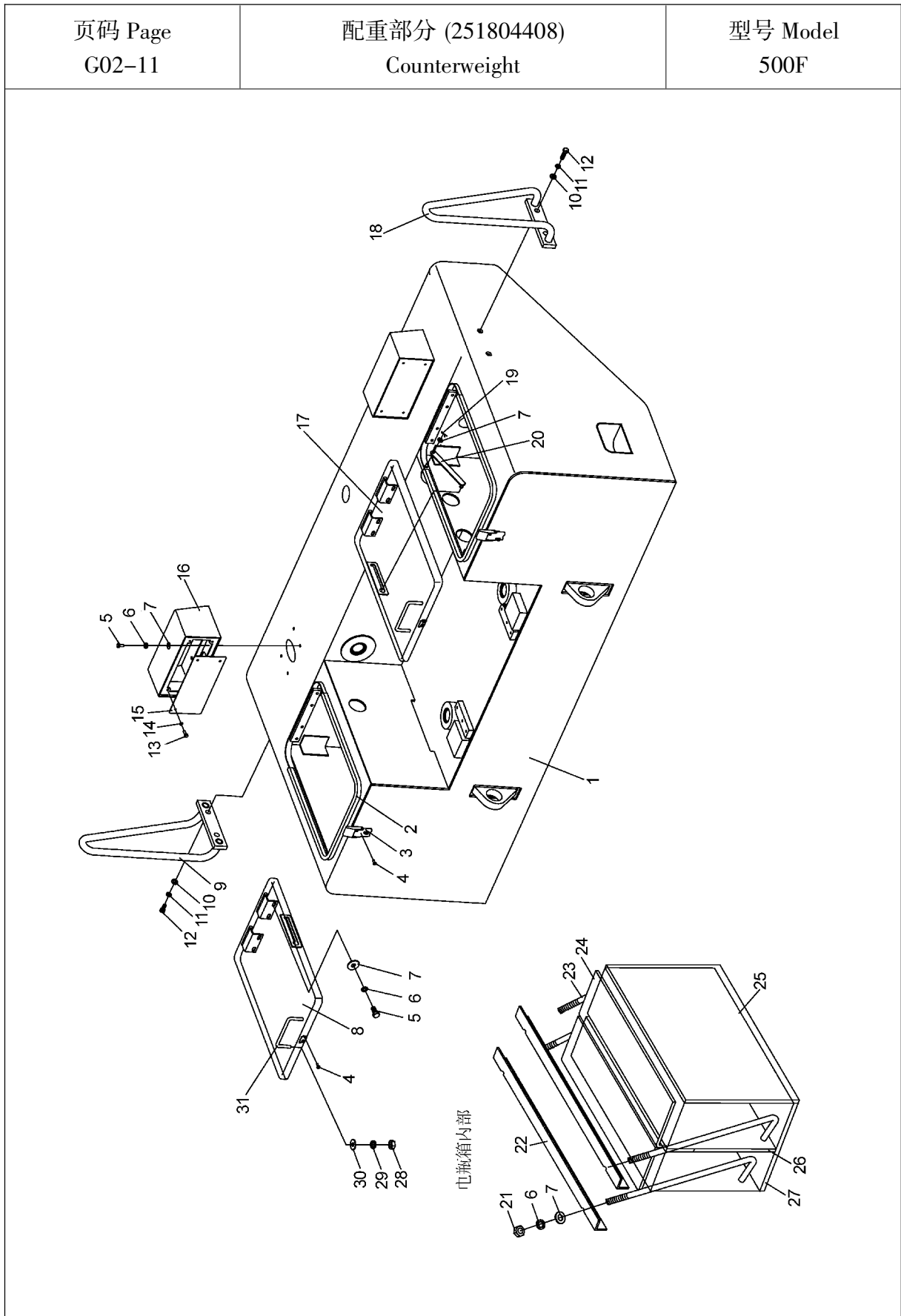
型号 Model 500F		前车架部分(251804287) Front Frame Section		页码 Page G02-06	
序号 No.	零件代号 Part No.	名 称 Part Description		数量 Q'ty	备 注 Remark
26	251804286	开槽螺母	Slotted Nut	1	
27	805600097	销 6×70	Cotter Pin	1	GB/T91-2000
28	251800309	动臂缸-车架销	Boom Cylinder Frame Articulation Pin	2	
29	805000033	螺栓 M8×16	Bolt	2	GB/T5783-2000
30	805300010	垫圈 8	Washer	2	GB/T93-1987
31	803604600	线卡 6600906-A1	Clamp	2	
32	251804278	注油管	Oil Injection Pipe	2	
33	250200189	通油螺栓	Bolt	2	
34	251400276	转向销	Steering Pin	2	
35	251804283	盖板	Cover	1	
36	805300113	垫圈 12	Washer	4	GB/T96.1-2002
37	269900194	调整垫片	Adjusting Washer	8	
38	269900193	调整垫片	Adjusting Washer	6	
39	805200165	螺母 6	Nut	1	GB/T5649-1985

页码 Page G02-07	后车架部分 Rear Frame Section	型号 Model 500F
		

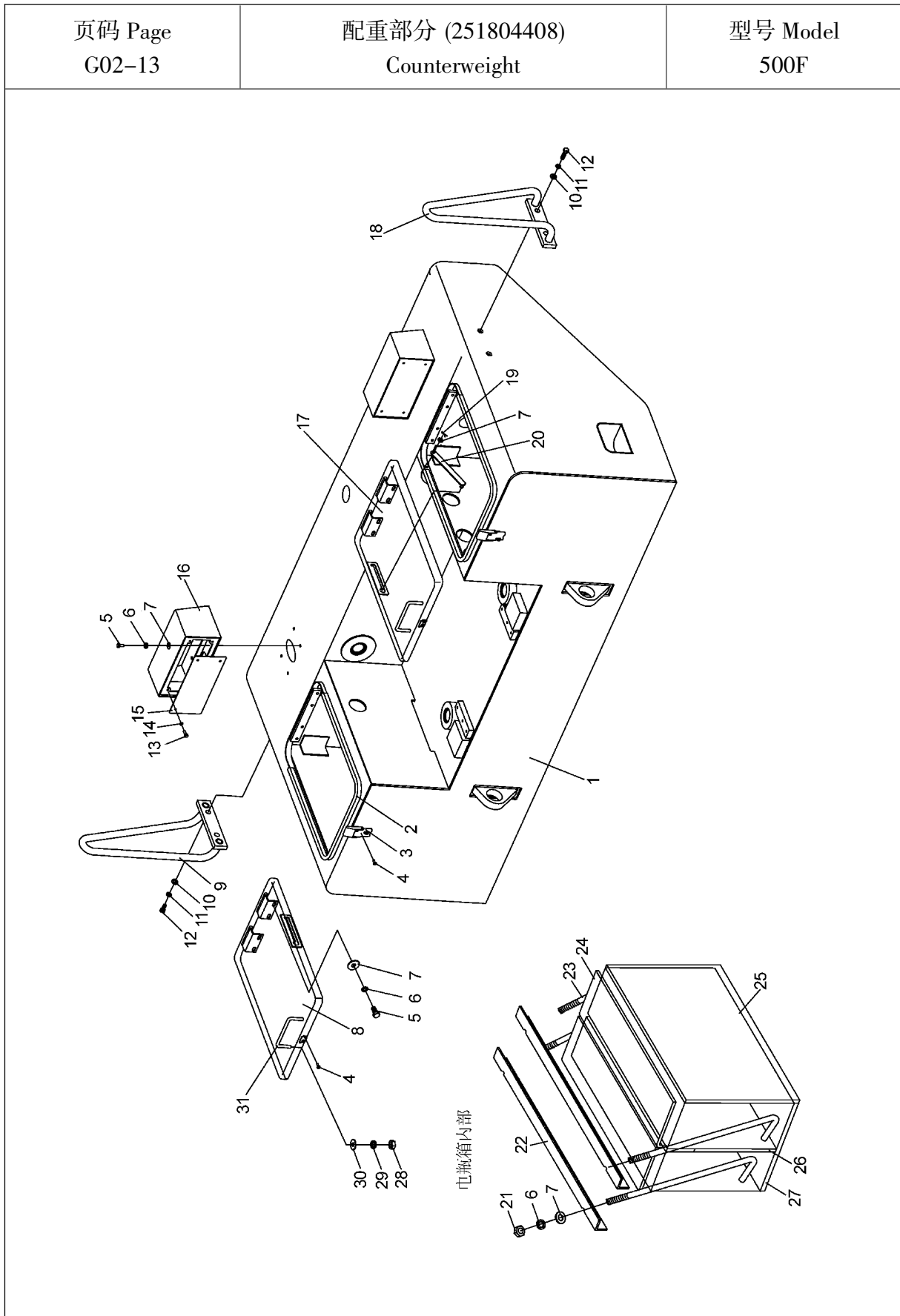
型号 Model 500F		后车架部分 Rear Frame Section		页码 Page G02-08	
序号 No.	零件代号 Part No.	名 称 Part Description		数量 Q'ty	备 注 Remark
1	251804784	后车架	Rear Frame	1	配潍柴发动机 equipped with Weichai engine
	251804688	后车架	Rear Frame	1	配上柴发动机 equipped with Shanghai engine
2	251804408	配重	Counterweight	1	
3	805200124	螺母 M36×3	Nut	2	GB/T6171-2000
4	805300077	垫圈 36	Washer	6	GB/T93-1987
5	805300047	垫圈 36	Washer	6	GB/T97.1-2002
6	805002114	螺栓 M36×3×300	Bolt	2	GB/T5785-2000
7	252100775	牵引销	Drawing Pin	1	随机工具带 belt
8	251500140	调整垫片	Adjusting Washer	4	
9	805002113	螺栓 M36×3×280	Bolt	2	GB/T5785-2000
10	250200492	付车架	Sub-Frame	1	
11	805000699	螺栓 M14×25	Bolt	4	GB/T5783-2000
12	805301295	垫圈 14	Washer	4	GB/T93-1987
13	805300121	垫圈 14	Washer	4	GB/T96.1-2002
14	250200730	垫片	Washer	4	
15	250200189	通油螺栓	Bolt	2	
16	251800602	注油管	Oil Feed Pipe	1	
17	801100336	油杯 M10×1	Grease Cup	4	JB/T7940.1-1995
18	805000033	螺栓 M8×16	Bolt	6	GB/T5783-2000
19	805300010	垫圈 8	Washer	3	GB/T93-1987
20	803604600	管夹	Clamp	5	
21	250200456	付车架销	Sub-Frame Pin	2	
22	250200493	套	Sleeve	2	
23	250200178	垫片	Washer	2	
24	269900185	调整垫片	Adjusting Washer	2	

页码 Page G02-09	后车架部分 Rear Frame Section	型号 Model 500F

型号 Model 500F		后车架部分 Rear Frame Section		页码 Page G02-10	
序号 No.	零件代号 Part No.	名 称 Part Description		数量 Q'ty	备 注 Remark
25	251800601	注油管	Oil Feed Pin	1	
26	251500108	弹簧销	Spring Pin	2	
27	805601624	销 B32×70	Pin	2	GB/T882-1986
28	251800380	连杆	Linkage Bar	1	
29	251901033	调整垫片	Adjusting Washer	4	
30	251400276	转向销	Steering Pin	2	
31	805300011	垫圈 16	Washer	2	GB/T96.1-2002
32	805301286	垫圈 16	Washer	2	GB/T93-1987
33	805000022	螺栓 M16×25	Bolt	2	GB/T5783-2000



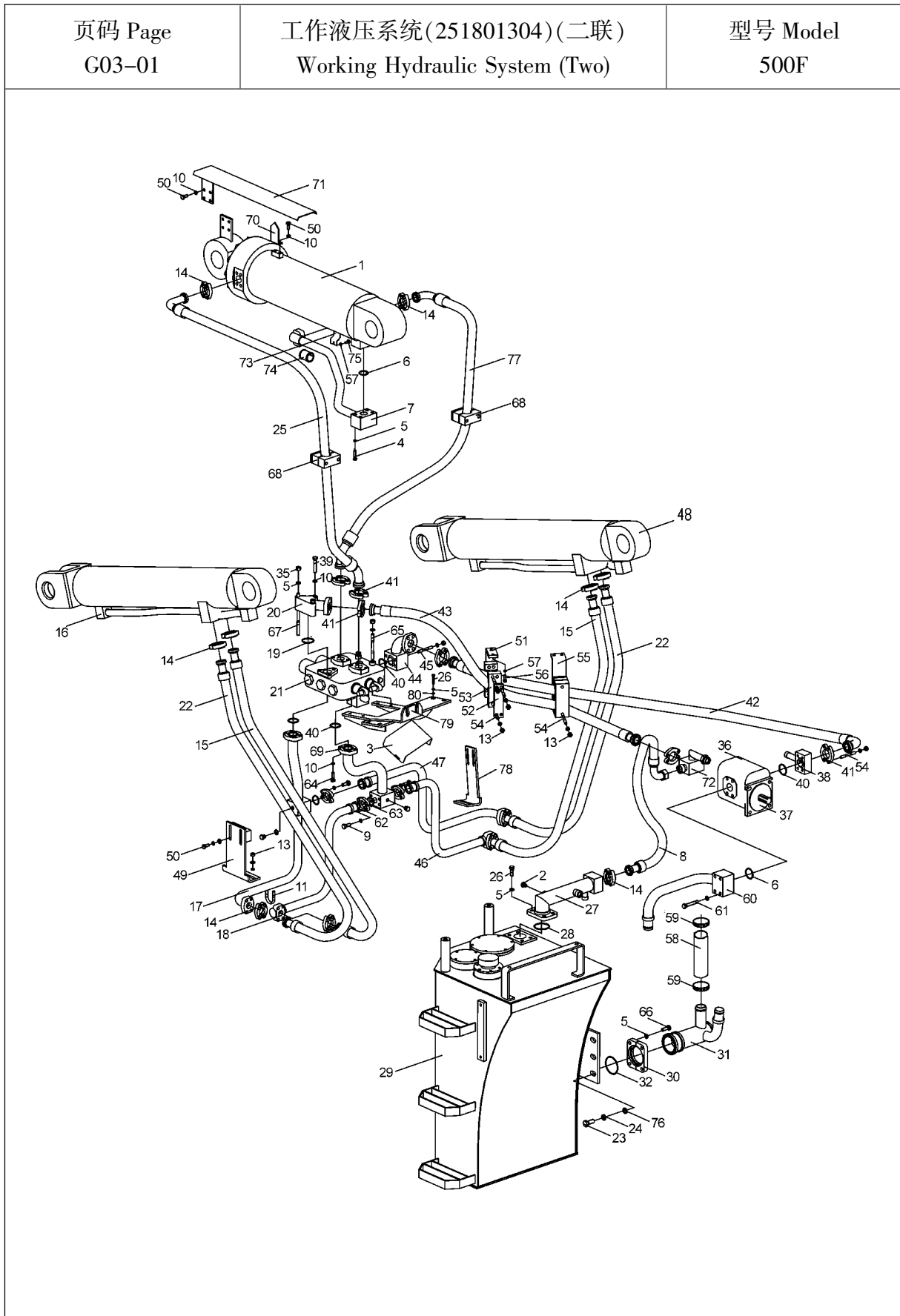
型号 Model 500F		配重部分 (251804408) Counterweight		页码 Page G02-12	
序号 No.	零件代号 Part No.	名 称 Part Description		数量 Q'ty	备 注 Remark
1	251804381	配重	Counterweight	1	
2	251804380	密封条	Seal	2	JT-05B
3	251804394	锁	Lock	2	
4	805100266	螺钉 M4×12	Screw	10	
5	805000033	螺栓 M8×16	Bolt	16	
6	805301283	垫圈 8	Washer	20	GB/T93-1987
7	805300069	垫圈 8	Washer	24	GB/T97.1-2002
8	252904972	右工具箱盖	Cover For Tool Box (R)	1	
9	250700106	右后扶手架	Rear Grip (R)	1	
10	805300013	垫圈 16	Washer	4	GB/T97.1-2002
11	805300011	垫圈 16	Washer	4	GB/T93-1987
12	805000051	螺栓 M16×40	Bolt	4	GB/T5783-2000
13	252100432	灯后盖	Lamp Rear Cover	2	
14	805100056	螺钉 M5×12	Screw	8	GB/T67-2000
15	805300119	垫圈 5	Washer	8	GB/T97.1-2002
16	252100428	灯架	Lamp Protector	2	
17	252904973	左电瓶箱盖	Battery Cover (L)	1	
18	250700111	左后扶手架	Rear Grip (L)	1	
19	805600029	销 2×25	Pin	2	GB/T91-2000
20	252100434	撑杆	Support Pole	2	
21	805200045	螺母 M8	Nut	4	GB/T6170-2000
22	250900221	锁紧角钢	Lock Angled-Steel	2	
23	250900222	紧固螺栓	Lock Bolt	4	
24	250200241	橡胶板 t1×550×330	Rubber Plate	2	
25	250900223	隔板 I	Spacing Plate I	2	
26	250900224	隔板 II	Spacing Plate II	2	
27	250900225	垫板	Rubber Plate	1	



型号 Model 500F		配重部分 (251804408) Counterweight		页码 Page G02-14	
序号 No.	零件代号 Part No.	名 称 Part Description		数量 Q'ty	备 注 Remark
28	805200048	螺母 M10	Nut M10	4	GB/T6170-2000
29	805300014	垫圈 10	Washer 10	4	GB/T93-1987
30	805300102	垫圈 10	Washer 10	4	GB/T96.1-2002
31	252904970	扶手	Armrest	2	

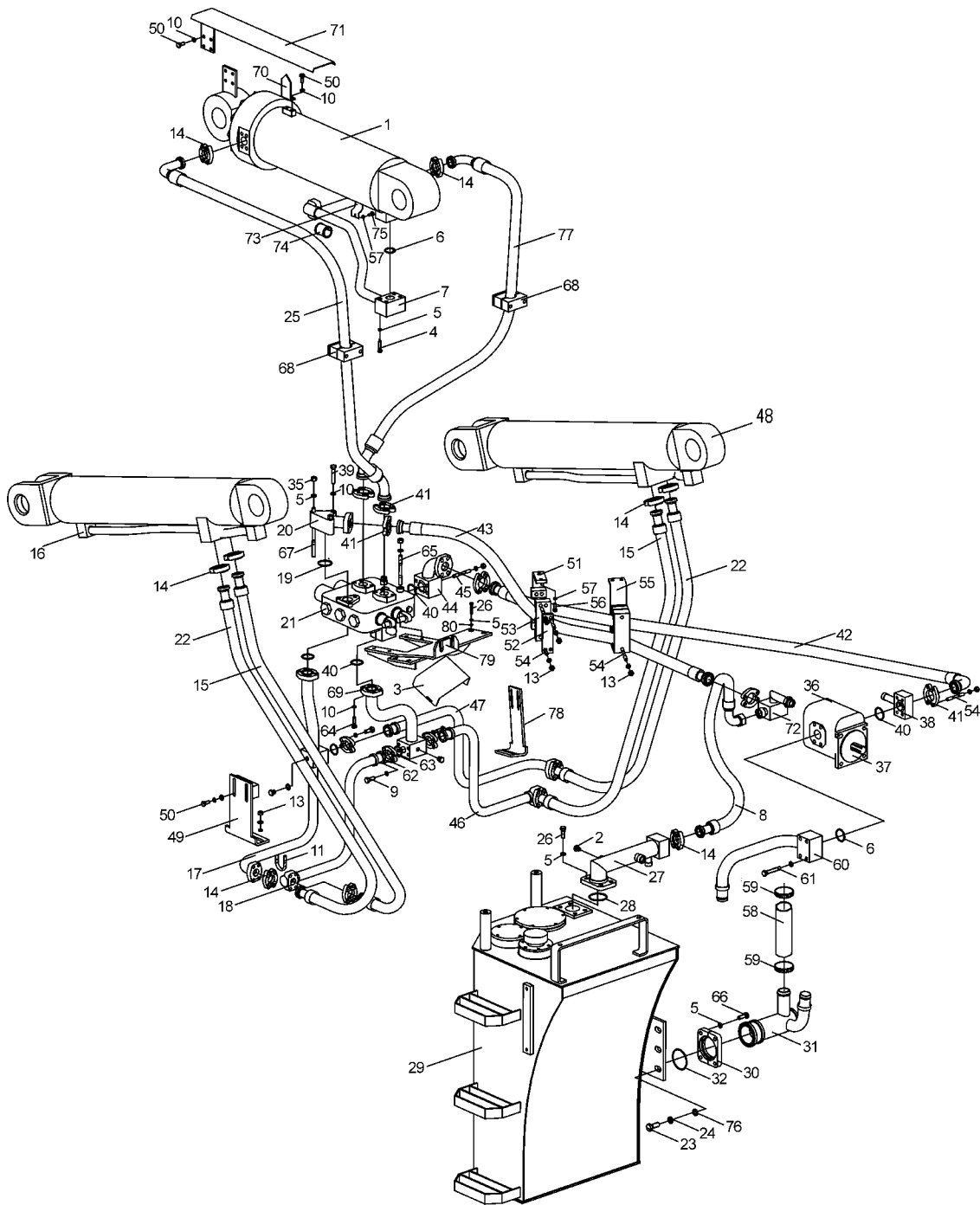
3. 液压系统

Hydraulic System

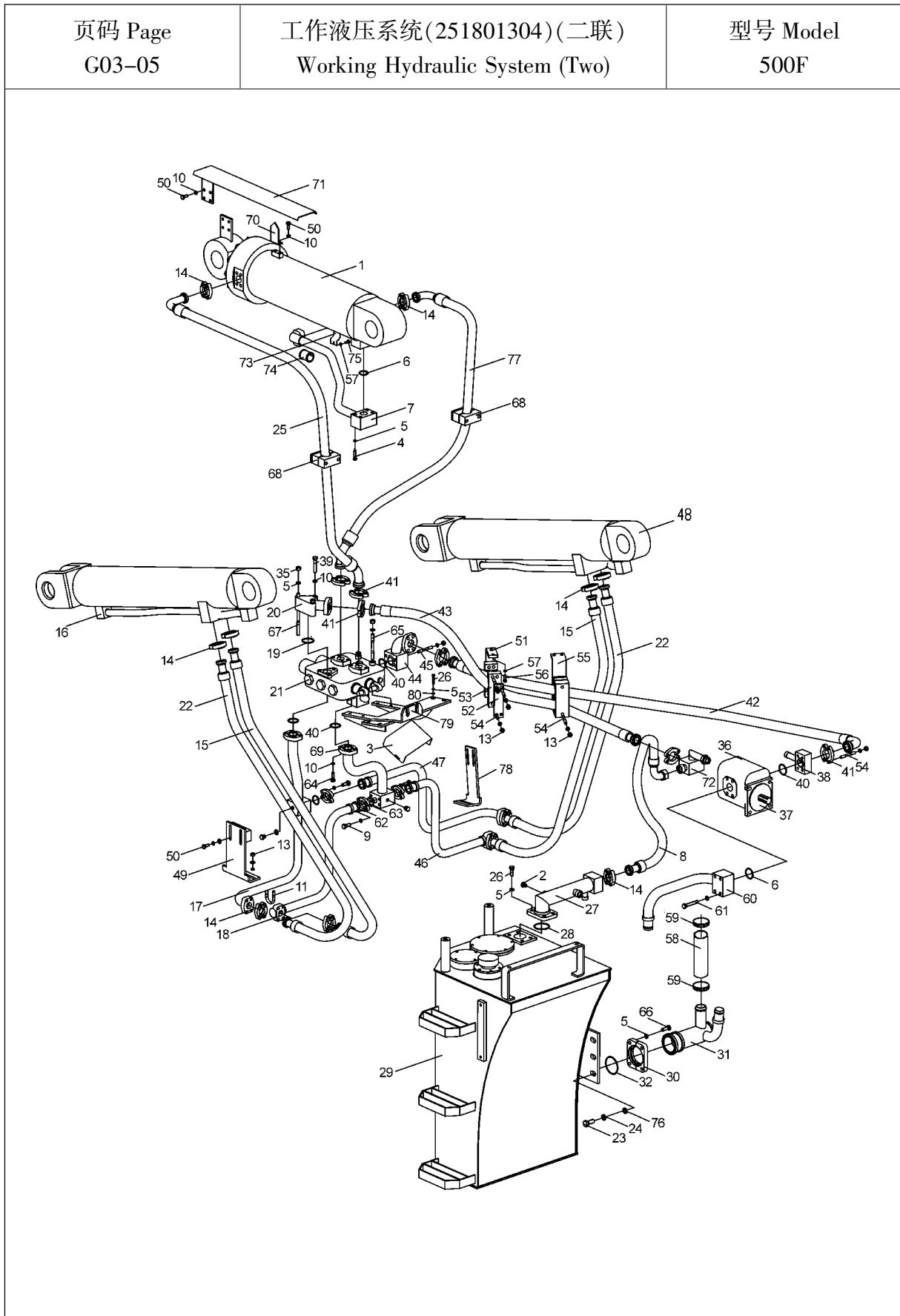


型号 Model 500F		工作液压系统(251801304)(二联) Working Hydraulic System (Two)		页码 Page G03-02	
序号 No.	零件代号 Part No.	名 称 Part Description		数量 Q'ty	备 注 Remark
1	803004341	翻斗油缸 XGYG01-137 Tilt Cylinder		1	3030 101210 101512
2	803166449	堵头	Plug	3	
3	251804934	护罩	Cover	1	
4	805000169	螺栓 M12×70	Bolt	4	GB/T5783-2000
5	805300018	垫圈 12	Lock Washer	28	GB/T93-1987
6	801100066	O 形密封圈 42.5×3.55	O-Ring Sealing	2	GB/T3452.1-1992
7	252900499	钢管	Steel Tube	1	
8	251800621	胶管总成	Hose Assy.	1	
9	805000043	螺栓 M10×30	Bolt	12	GB/T5783-2000
10	805300014	垫圈 10	Lock Washer	51	GB/T93-1987
11	269900200	U 形螺栓	U-Bolt	4	TL008007
12	805300017	垫圈 10	Washer	12	GB/T97.1-2002
13	805200048	螺母 M10	Nut	20	GB/T6170-2000
14	803164271	法兰组件	Flange	11	
15	251801422	胶管总成	Hose Assy.	2	
16	803013061	左动臂油缸 XGYG01-138D	Left Boom Cylinder	1	3030 101210
17	251800871	钢管	Steel Tube	1	
18	251800872	钢管	Steel Tube	1	
19	801100067	O 形密封圈 50×3.1	O-Ring Sealing	1	GB/T1235-1976
20	251800301	回油钢管	Oil Return Tube	1	
21	251800152	多路阀 DF32D2(500F)	Multi-Way Valve	1	101516 101521
22	251801419	软管总成	Hose Assy.	2	
23	805000051	螺栓 M16×40	Bolt	7	GB/T5783-2000
24	805300011	垫圈 16	Lock Washer	7	GB/T93-1987
25	251800623	胶管总成	Hose Assy.	1	

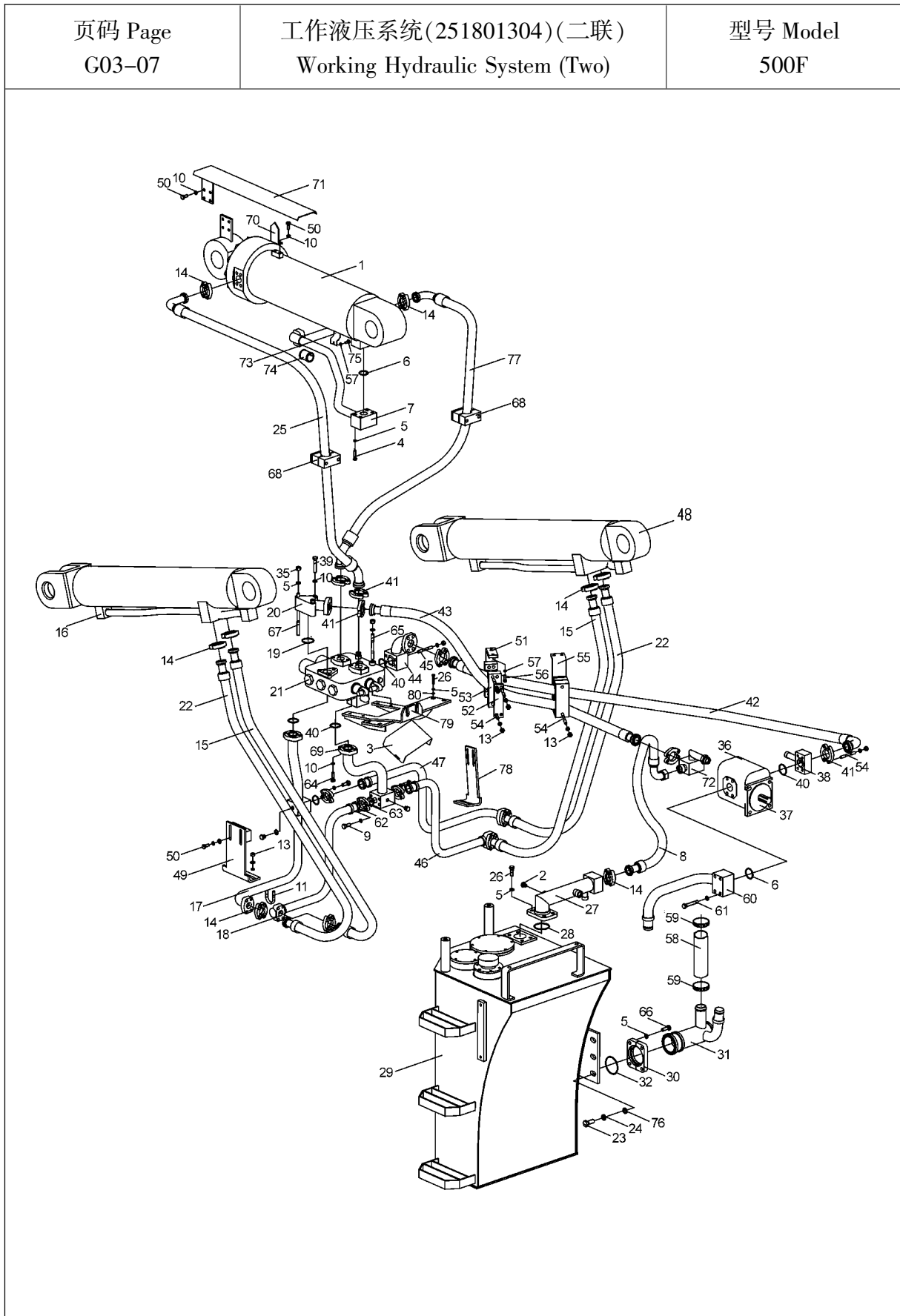
<p>页码 Page G03-03</p>	<p>工作液压系统(251801304)(二联) Working Hydraulic System (Two)</p>	<p>型号 Model 500F</p>
---------------------------	---	--------------------------



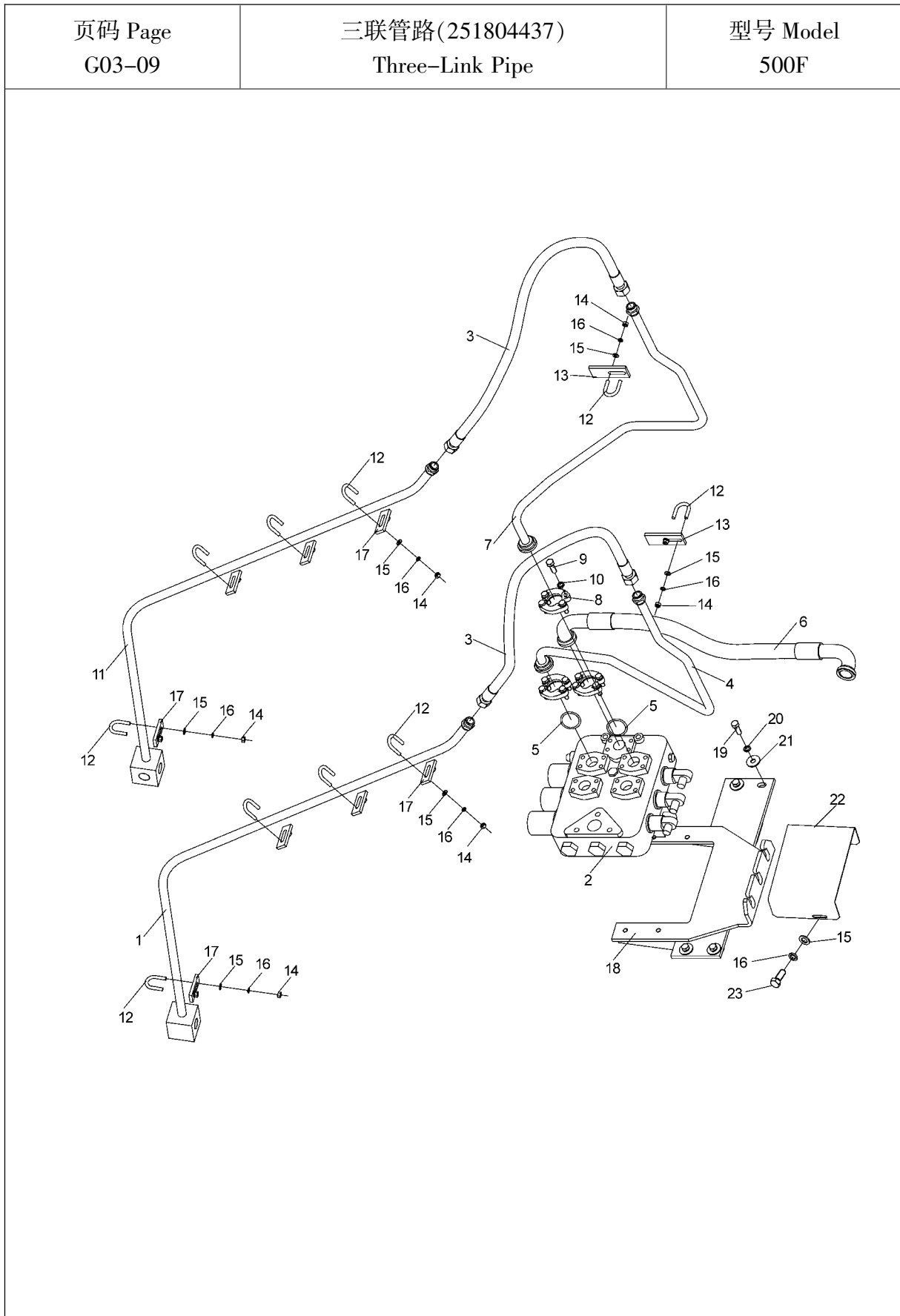
型号 Model 500F		工作液压系统(251801304)(二联) Working Hydraulic System (Two)		页码 Page G03-04	
序号 No.	零件代号 Part No.	名 称 Part Description		数量 Q'ty	备 注 Remark
26	805000048	螺栓 M12×35	Bolt	8	GB/T5783-2000
27	251800624	回油钢管	Oil Return Tube	1	
28	803164126	O 形密封圈 61.5×3.55	O-Ring Sealing	1	GB/T3452.1-1992
29	251801306	液压油箱	Hydraulic Oil Tank	1	
30	252900285	分离式法兰	Split Flange	1	
31	251800303	吸油钢管	Oil Suction Tube	1	
32	801100269	O 形密封圈 75×3.55	O-Ring Sealing	1	GB/T3452.1-1992
33	805302233	螺柱 M12×35	Bolt	4	GB/T899-1988
34	805300020	垫圈 12	Washer	4	GB/T97.1-2002
35	805200049	螺母 M12	Nut	8	GB/T6170-2000
36	803004104	工作泵 CBGJ2080H	Working Pump	1	100015 101080 101107
37	252100847	密封垫	Seal Packing	1	
38	251800625	出油钢管	Oil Outlet Tube	1	
39	805000168	螺栓 M10×65	Bolt	1	GB/T5783-2000
40	801100148	O 形密封圈 40×3.55	O-Ring Sealing	1	GB/T3452.1-1992
41	803164272	法兰组件	Flange Assy.	6	
42	251804649	软管总成	Hose Assy.	1	
43	251800627	软管总成	Hose Assy.	1	
44	251804651	油块	Oil Block	1	
45	805002828	螺柱 M10×85	Bolt	4	GB/T901-1988
46	251800873	钢管	Steel Tube	1	
47	251800874	钢管	Steel Tube	1	
48	803013062	右动臂油缸 XGYG01-139D	Cylinder	1	3030 101210
49	251800875	支板	Plank	1	
50	805000727	螺栓 M10×25	Bolt	8	GB/T5783-2000



型号 Model 500F		工作液压系统(251801304)(二联) Working Hydraulic System (Two)		页码 Page G03-06	
序号 No.	零件代号 Part No.	名 称 Part Description		数量 Q'ty	备 注 Remark
51	251804652	支板	Plank	1	
52	251400306	压板	Plank	2	
53	251400307	橡胶板	Rubber Plate	4	
54	805000562	螺柱 M10×100	Bolt	8	GB/T901-1988
55	251400308	支板	Plank	1	
56	805000017	螺栓 M8×25	Bolt	6	GB/T5783-2000
57	805300010	垫圈 8	Lock Washer	10	GB/T93-1987
58	803164026	胶管 B 45×540	Hose	1	JB/T 8406-2001
59	801902714	不锈钢喉箍 51-70	Clamp	2	QC/T619-1999
60	251800363	吸油钢管	Oil Suction Tube	1	
61	805000373	螺栓 M12×80	Bolt	4	GB/T5783-2000
62	269900181	分离式法兰	Split Flange	3	
63	801100133	O 形密封圈 34.5×3.55	O-Ring Sealing	3	GB/T3452.1-1982
64	805000062	螺栓 M10×35	Bolt	8	GB/T5783-2000
65	805002249	螺柱 M12×120	Bolt	2	GB/T901-1988
66	805000045	螺栓 M12×40	Bolt	4	GB/T5783-2000
67	805002252	螺柱 M12×200	Bolt	2	GB/T901-1988
68	251901597	管夹	Pipe Clamp	2	
69	251800434	钢管	Steel Tube	1	
70	252900498	指针	Indicator	1	
71	252900850	护罩	Cover	1	
72	251800722	接头块	Joint Block	1	
73	252900300	管夹	Pipe Clamp	1	
74	252900301	橡胶管夹	Rubber Pipe Clamp	1	
75	805000033	螺栓 M8×16	Bolt	4	GB/T5783-2000

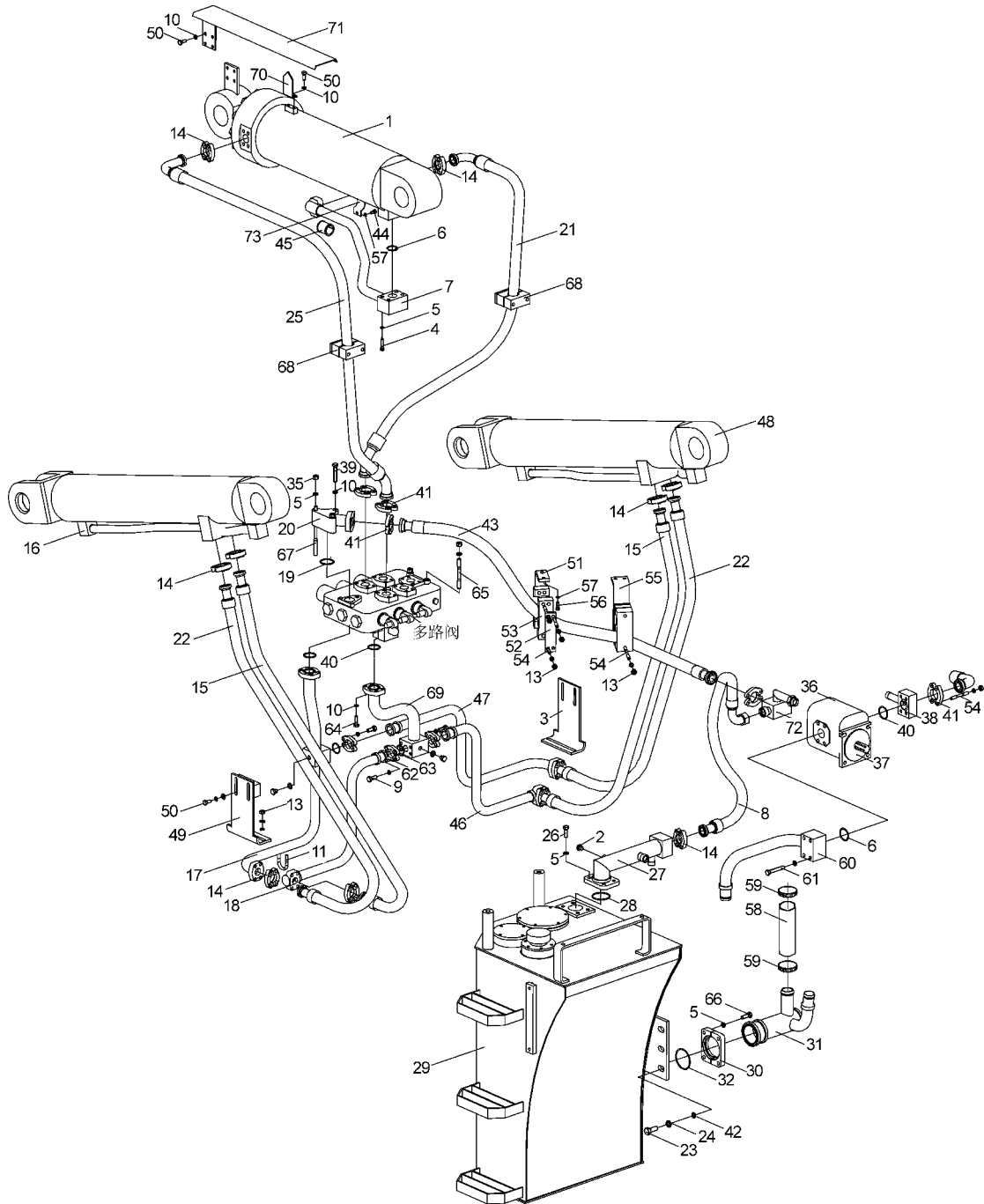


型号 Model 500F		工作液压系统(251801304)(二联) Working Hydraulic System (Two)		页码 Page G03-08	
序号 No.	零件代号 Part No.	名 称 Part Description		数量 Q'ty	备 注 Remark
76	805300013	垫圈 16	Lock Washer	7	GB/T97.1-2002
77	251800813	胶管总成	Hose Assy.	1	
78	251800876	支板	Plank	1	
79	251804305	阀安装板	Valve Installation Plank	1	
80	805300113	垫圈 12	Washer	4	GB/T96.1-2002



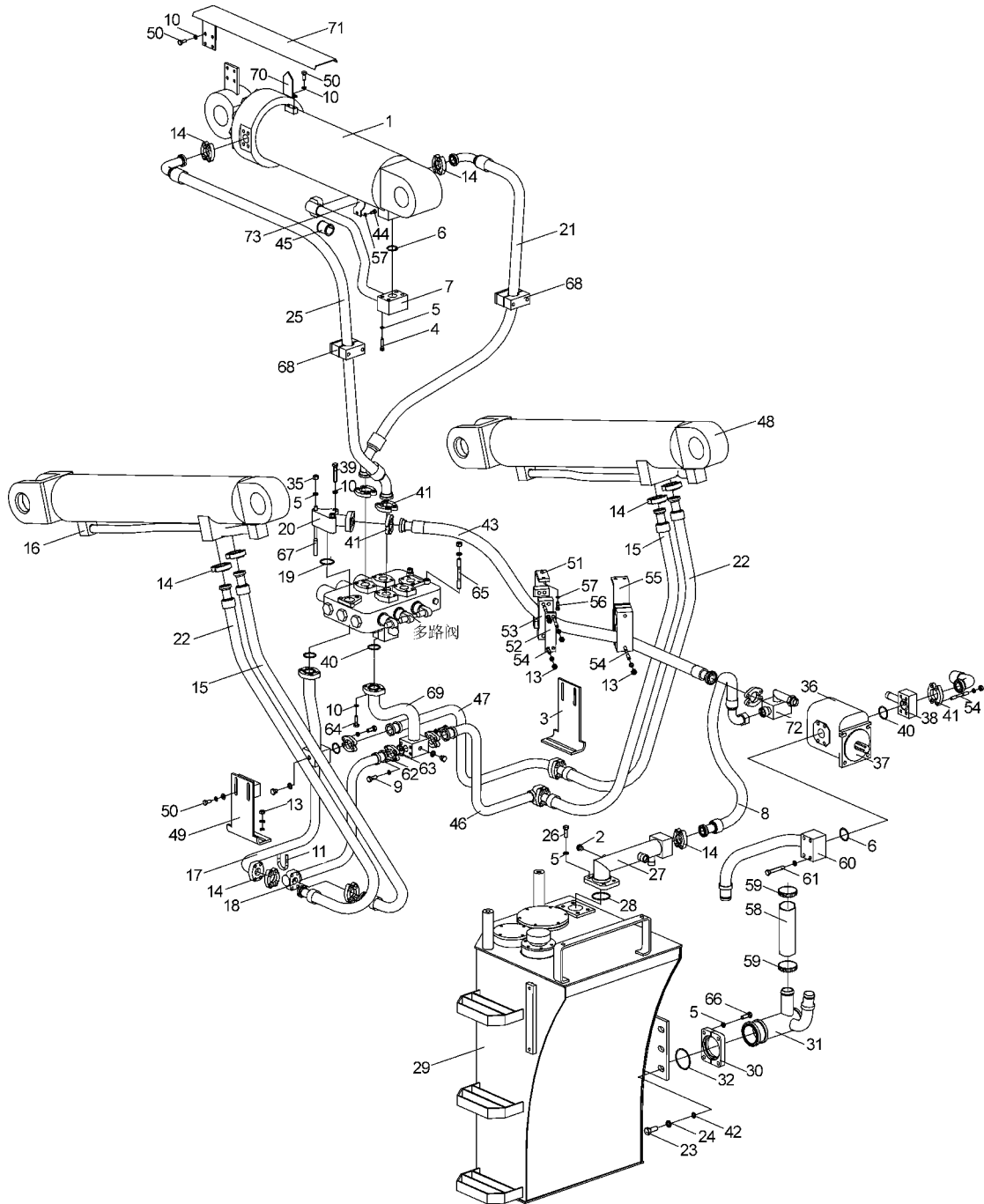
型号 Model 500F		三联管路(251804437) Three-Link Pipe		页码 Page G03-10	
序号 No.	零件代号 Part No.	名 称 Part Description		数量 Q'ty	备 注 Remark
1	252101055	左油管	Left Oil Pipe	1	
2	803004103	分配阀 DF32D3	Distribution Valve	1	
3	251800435	软管总成	Hose Assy.	2	
4	251804438	钢管	Steel Tube	1	
5	801100037	O 形密封圈 38.7×3.55	O-Ring Sealing	2	GB/T3452.1-1992
6	251801354	软管总成	Hose Assy.	1	
7	251804440	钢管	Steel Tube	1	
8	803164272	法兰	Flange	3	
9	805000062	螺栓 M10×35	Bolt	12	GB/T5783-2000
10	805300014	垫圈 10	Lock Washer	12	GB/T93-1987
11	252101049	右钢管	Right Tube	1	
12	250200250	U 形螺栓 M8	U-Bolt	10	
13	251800439	固定板	Fixing Plank	2	
14	805200045	螺母 M8	Bolt	20	GB/T6170-2000
15	805300069	垫圈 8	Washer	20	GB/T97.1-2002
16	805300010	垫圈 8	Lock Washer	20	GB/T93-1987
17	252100663	固定板	Fixing Plank	8	
18	251804418	三联阀安装支架	Valve Installation Plank (Three)	1	
19	805000048	螺栓 M12×35	Bolt	4	GB/T5783-2000
20	805300018	垫圈 12	Lock Washer	4	GB/T93-1987
21	805300113	垫圈 12	Washer	4	GB/T96.1-2002
22	251804935	护罩	Cover	1	
23	805000033	螺栓 M8×16	Bolt	2	GB/T5783-2000

<p>页码 Page G03-11</p>	<p>工作液压系统(251801355)三联 Working Hydraulic System</p>	<p>型号 Model 500F</p>
---------------------------	---	--------------------------



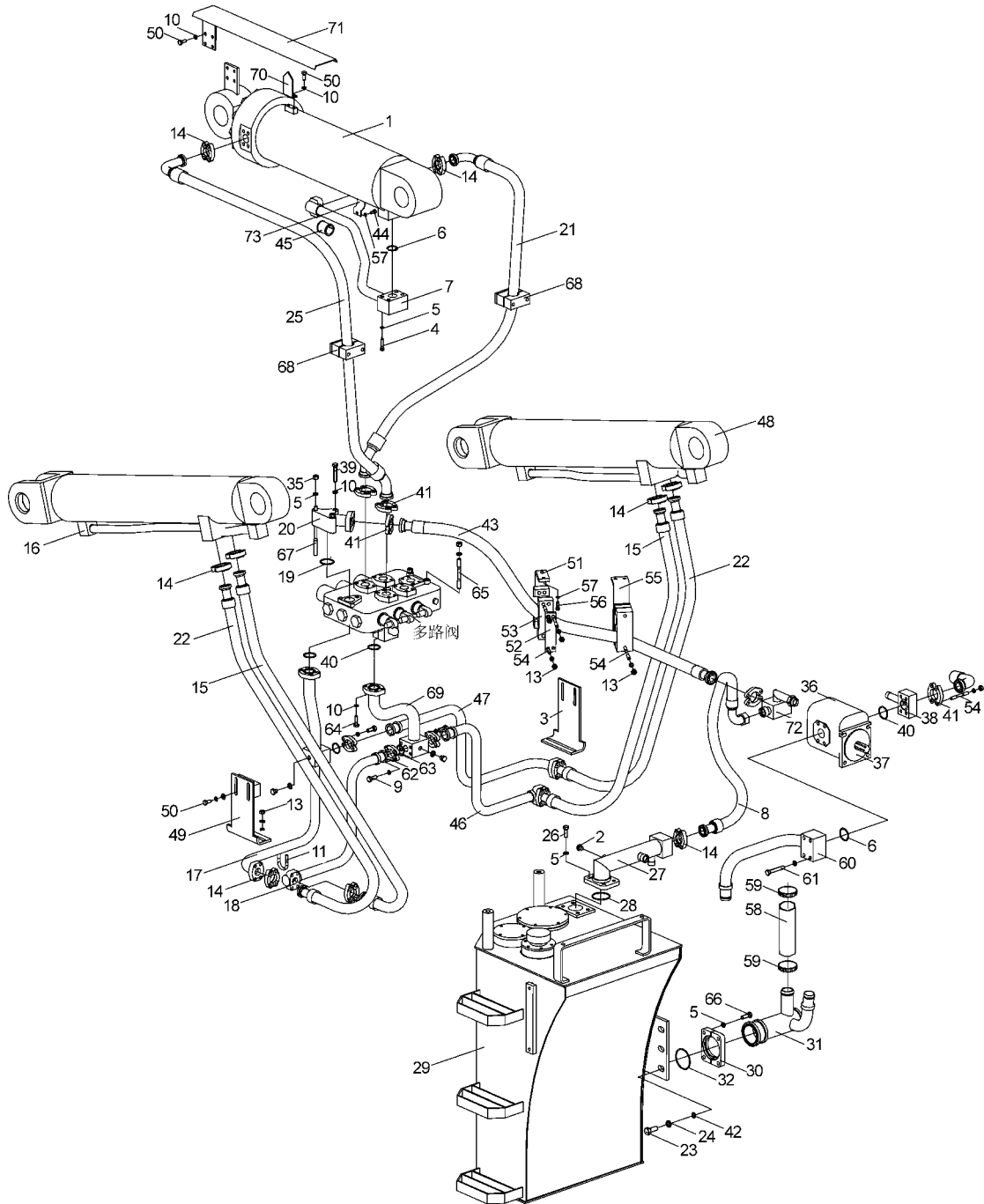
型号 Model 500F		工作液压系统(251801355)三联 Working Hydraulic System		页码 Page G03-12	
序号 No.	零件代号 Part No.	名 称 Part Description		数量 Q'ty	备 注 Remark
1	803004341	翻斗油缸	Cylinder	1	3030 101210 101512
2	803166449	堵头	Plug	3	
3	251800876	支板	Plank	1	
4	805000169	螺栓 M12×70	Bolt	4	GB/T5783-2000
5	805300018	垫圈 12	Lock Washer	28	GB/T93-1987
6	801100066	O 形密封圈 42.5×3.55	O- Ring	2	GB/T3452.1-1992
7	252900499	钢管	Tube	1	
8	251800621	胶管总成	Hose	1	
9	805000043	螺栓 M10×30	Bolt	12	GB/T5783-2000
10	805300014	垫圈 10	Lock Washer	47	GB/T93-1987
11	269900200	U 形螺栓	U-Bolt	4	TL008007
12	805300017	垫圈 10	Washer	12	GB/T97.1-2002
13	805200048	螺母 M10	Nut	20	GB/T6170-2000
14	803164271	法兰组件	Split Flange	11	
15	251801422	胶管总成	Hose	2	
16	803013061	左动臂油缸	Boom Cylinder	1	3030 101210
17	251800871	钢管	Tube	1	
18	251800872	钢管	Tube	1	
19	801100067	O 形密封圈 50×3.1	O- Ring	1	GB1235-76
20	251800301	回油钢管	Tube	1	
21	251800813	胶管总成	Hose	1	
22	251801419	软管总成	Hose	2	
23	805000051	螺栓 M16×40	Bolt	7	GB/T5783-2000
24	805300011	垫圈 16	Lock Washer	7	GB/T93-1987
25	251800623	胶管总成	Hose	1	

<p>页码 Page G03-13</p>	<p>工作液压系统(251801355)三联 Working Hydraulic System</p>	<p>型号 Model 500F</p>
---------------------------	---	--------------------------

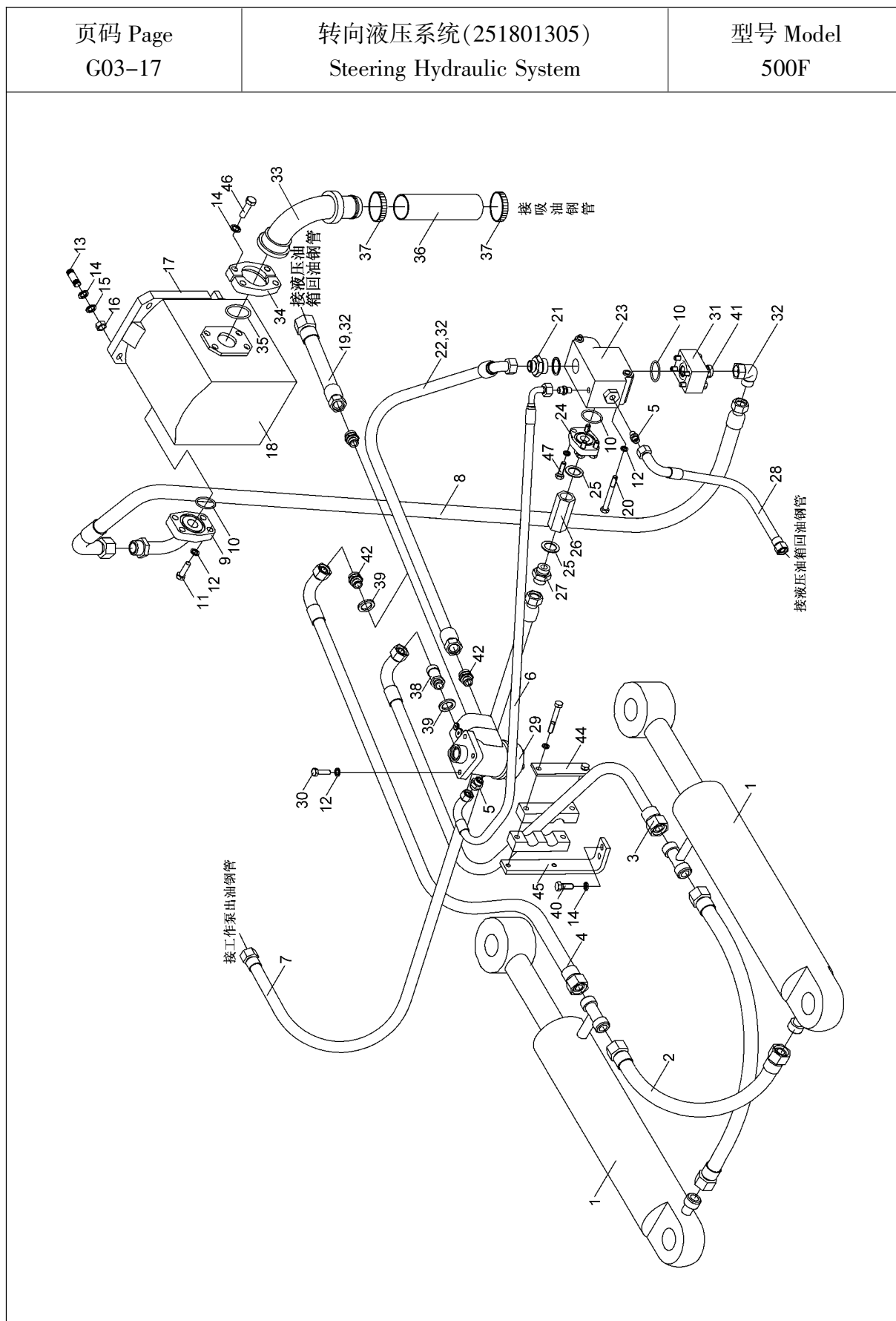


型号 Model 500F		工作液压系统(251801355)三联 Working Hydraulic System		页码 Page G03-14	
序号 No.	零件代号 Part No.	名 称 Part Description		数量 Q'ty	备 注 Remark
26	805000048	螺栓 M12×35	Bolt	8	GB/T5783-2000
27	251800624	回油钢管	Tube	1	
28	803164126	O 形密封圈 61.5×3.55	O-Ring	1	GB/T3452.1-1992
29	251801306	液压油箱	Tank	1	
30	252900285	分离式法兰	Split Flange	1	
31	251800303	吸油钢管	Tube	1	
32	801100269	O 形密封圈 75×3.55	O-Ring	1	GB/T3452.1-1992
33	805302233	螺柱 M12×35	Bolt	4	GB/T899-1988
34	805300020	垫圈 12	Washer	4	GB/T97.1-2002
35	805200049	螺母 M12	Nut	8	GB/T6170-2000
36	803004104	工作泵	Gear pump	1	100015 101080 101107
37	252100847	密封垫	Seal packing	1	
38	251800625	出油钢管	Tube	1	
39	805000168	螺栓 M10×65	Bolt	1	GB/T5783-2000
40	801100148	O 形密封圈 40×3.55	O-Ring	2	GB/T3452.1-1992
41	803164272	法兰组件	Flange	6	
42	805300013	垫圈 16	Lock Washer	7	GB/T97.1-2002
43	251800627	软管总成	Hose	1	
44	805000033	螺栓 M8×16	Bolt	2	GB/T5783-2000
45	252900301	橡胶管夹	Pipe Clamp	1	
46	251800873	钢管	Tube	1	
47	251800874	钢管	Tube	1	
48	803013062	右动臂油缸	Cylinder	1	3030 101210
49	251800875	支板	Plank	1	
50	805000727	螺栓 M10×25	Bolt	8	GB/T5783-2000

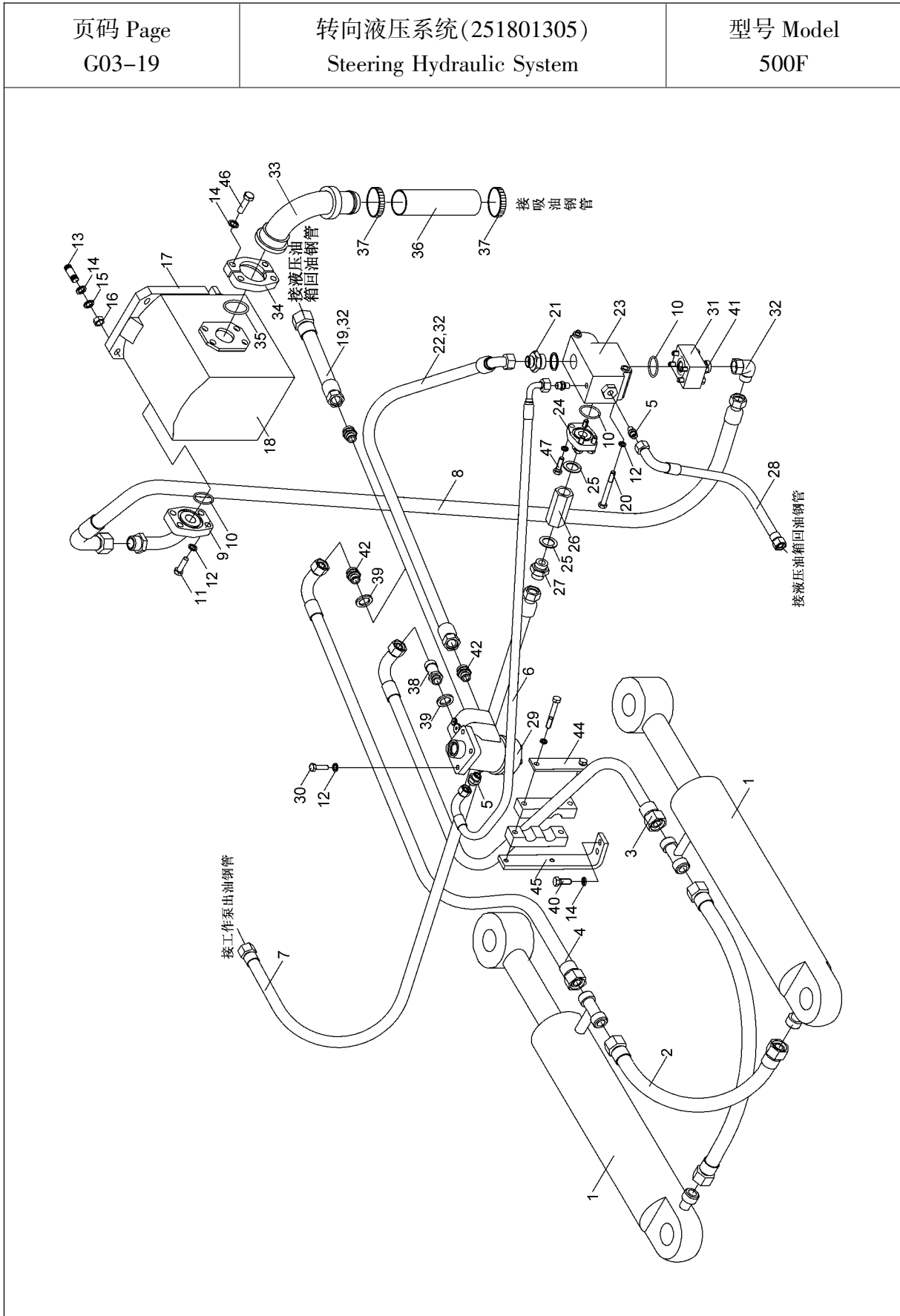
<p>页码 Page G03-15</p>	<p>工作液压系统(251801355)三联 Working Hydraulic System</p>	<p>型号 Model 500F</p>
---------------------------	---	--------------------------



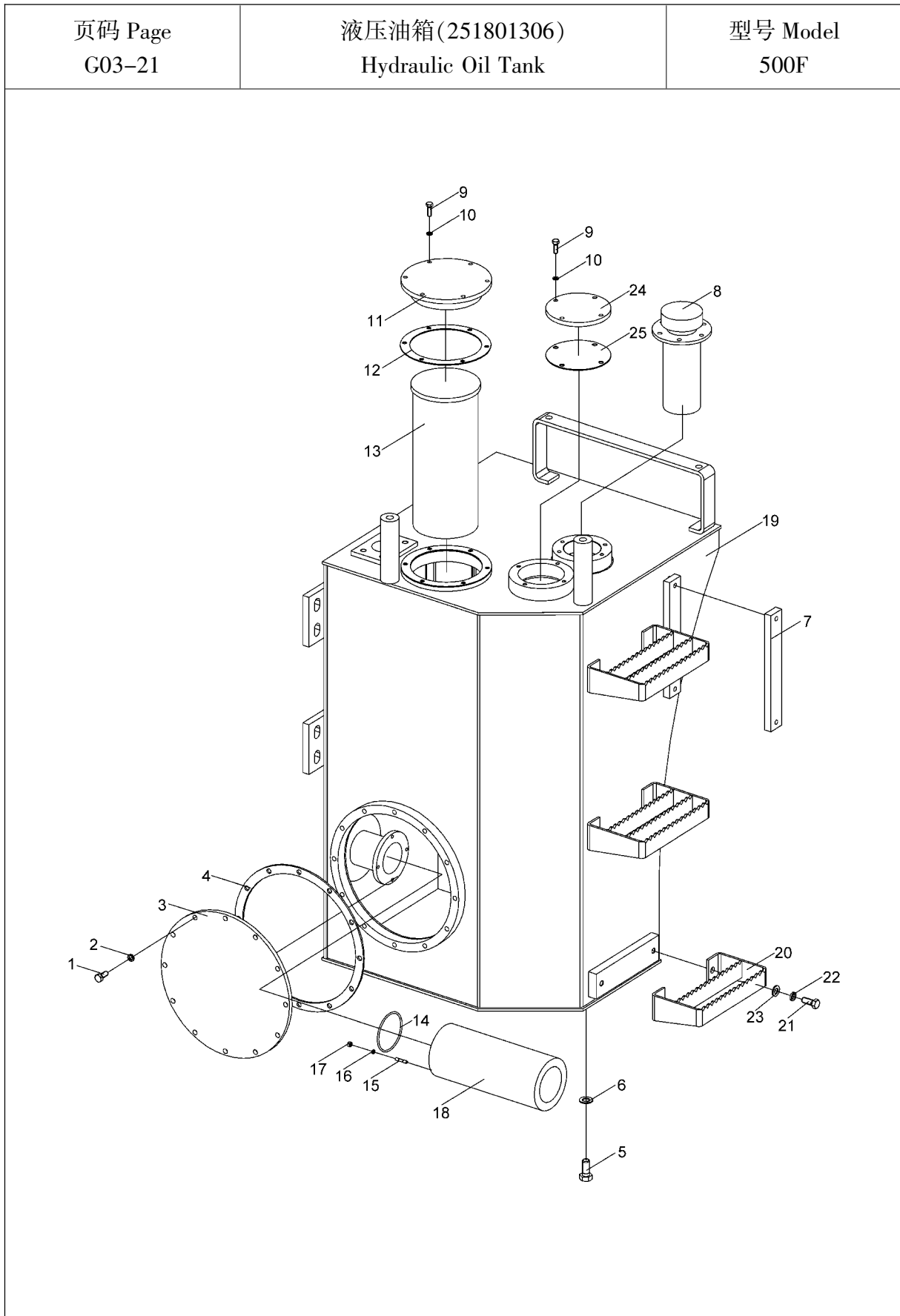
型号 Model 500F		工作液压系统(251801355)三联 Working Hydraulic System		页码 Page G03-16	
序号 No.	零件代号 Part No.	名 称 Part Description		数量 Q'ty	备 注 Remark
51	251804652	支板	Plank	1	
52	251400306	压板	Plank	2	
53	251400307	橡胶板	Rubber Plate	4	
54	805000562	螺柱 M10×100	Bolt	8	GB/T901-1988
55	251400308	支板	Plank	1	
56	805000017	螺栓 M8×25	Bolt	6	GB/T5783-2000
57	805300010	垫圈 8	Lock Washer	8	GB/T93-1987
58	803164026	胶管 B 45×540	Hose	1	JB/T 8406-2001
59	801902714	不锈钢喉箍 51-70	Clamp	2	QC/T619-1999
60	251800363	吸油钢管	Tube	1	
61	805000373	螺栓 M12×80	Bolt	4	GB/T5783-2000
62	269900181	分离式法兰	Split Flange	3	
63	801100133	O 形密封圈 34.5×3.55	O-Ring	3	GB/T3452.1-1982
64	805000062	螺栓 M10×35	Bolt	8	GB/T5783-2000
65	805002249	螺柱 M12×120	Bolt	2	GB/T901-1988
66	805000045	螺栓 M12×40	Bolt	4	GB/T5783-2000
67	805002252	螺柱 M12×200	Bolt	2	GB/T901-1988
68	251901597	管夹	Pipe Clamp	2	
69	251800434	钢管	Tube	1	
70	252900498	指针	Index	1	
71	252900850	护罩	Cover	1	
72	251800722	接头块	Tube	1	
73	252900300	管夹	Pipe Clamp	1	



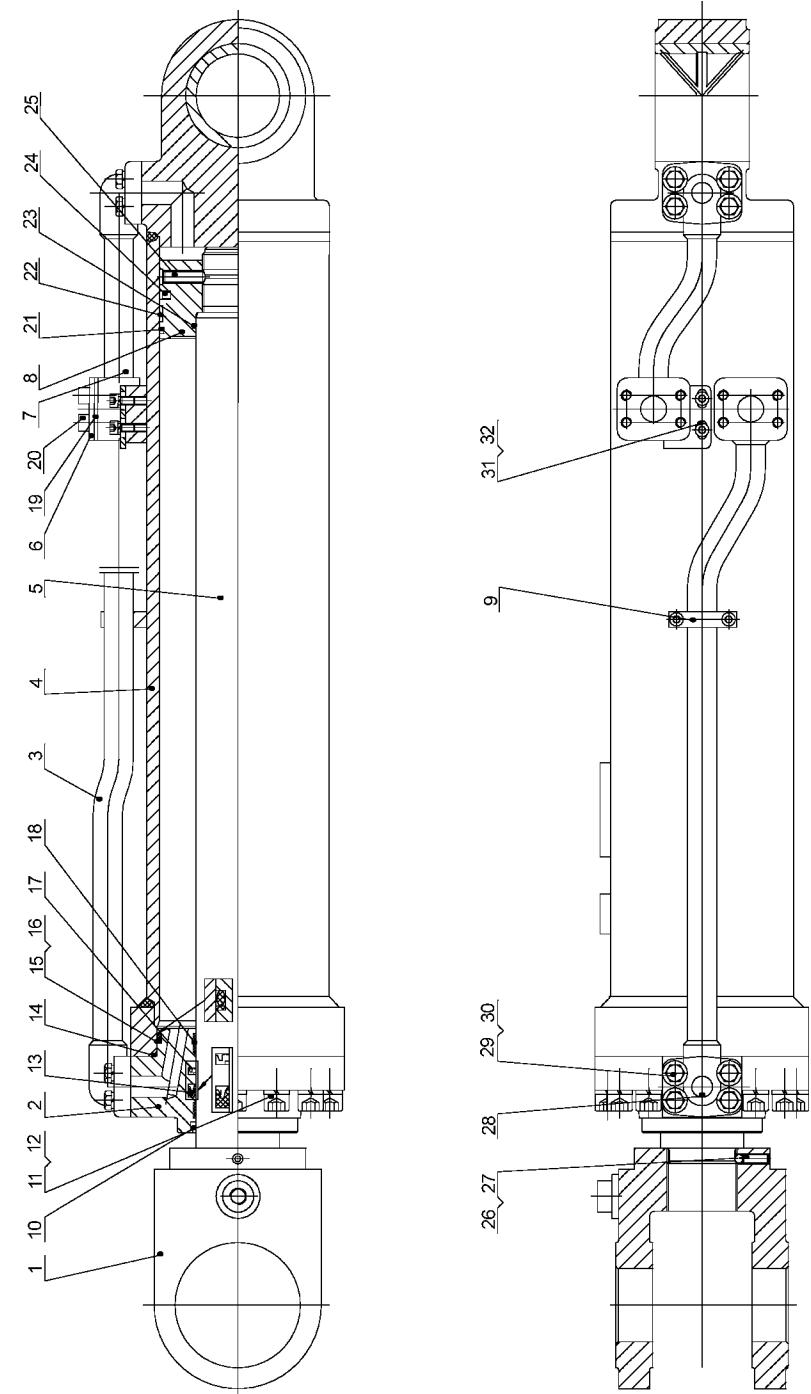
型号 Model 500F		转向液压系统(251801305) Steering Hydraulic System		页码 Page G03-18	
序号 No.	零件代号 Part No.	名 称 Part Description		数量 Q'ty	备 注 Remark
1	803004098	转向油缸 XGYG01-042 Steering Cylinder		2	3030 101210 101512
2	251300103	软管总成	Hose Assy.	2	
3	251800631	软管总成	Hose Assy.	1	
4	251800632	软管总成	Hose Assy.	1	
5	803164277	接头	Connector	3	I08LM12×1.5ED
6	251800365	软管总成	Hose Assy.	1	
7	251800366	软管总成	Hose Assy.	1	
8	251800381	软管总成	Hose Assy.	1	
9	251000102	转向泵出油钢管	Oil Outlet Pipe for Steering Pump	1	
10	801100148	O 形圈 40×3.55	O-Ring	3	GB/T3452.1-1992
11	805000062	螺栓 M10×35	Bolt	4	GB/T5783-2000
12	805300014	垫圈 10	Lock Washer	18	GB/T93-1987
13	805002233	螺柱 M12×35	Bolt	4	GB/T899-1988
14	805300018	垫圈 12	Lock Washer	10	GB/T93-1987
15	805300020	垫圈 12	Washer	4	GB/T97.1-2002
16	805200049	螺母 M12	Nut	4	GB/T6170-2000
17	252100847	密封垫	Seal Packing	1	
18	803004104	转向泵 CBGJ2080H	Steering Pump	1	100015 101080 101107
19	251800382	软管总成	Hose Assy.	1	
20	805000036	螺栓 M10×90	Bolt	2	GB/T5782-2000
21	251000103	接头	Connector	1	
22	251800383	软管总成	Hose Assy.	1	
23	803004061	优先型流量控制阀 YXL-F250F-N	Flow Control Valve	1	101534 101537
24	251800384	接头块	Joint Block	1	
25	805301416	垫圈 27	Washer	2	Q/SC1294-2000



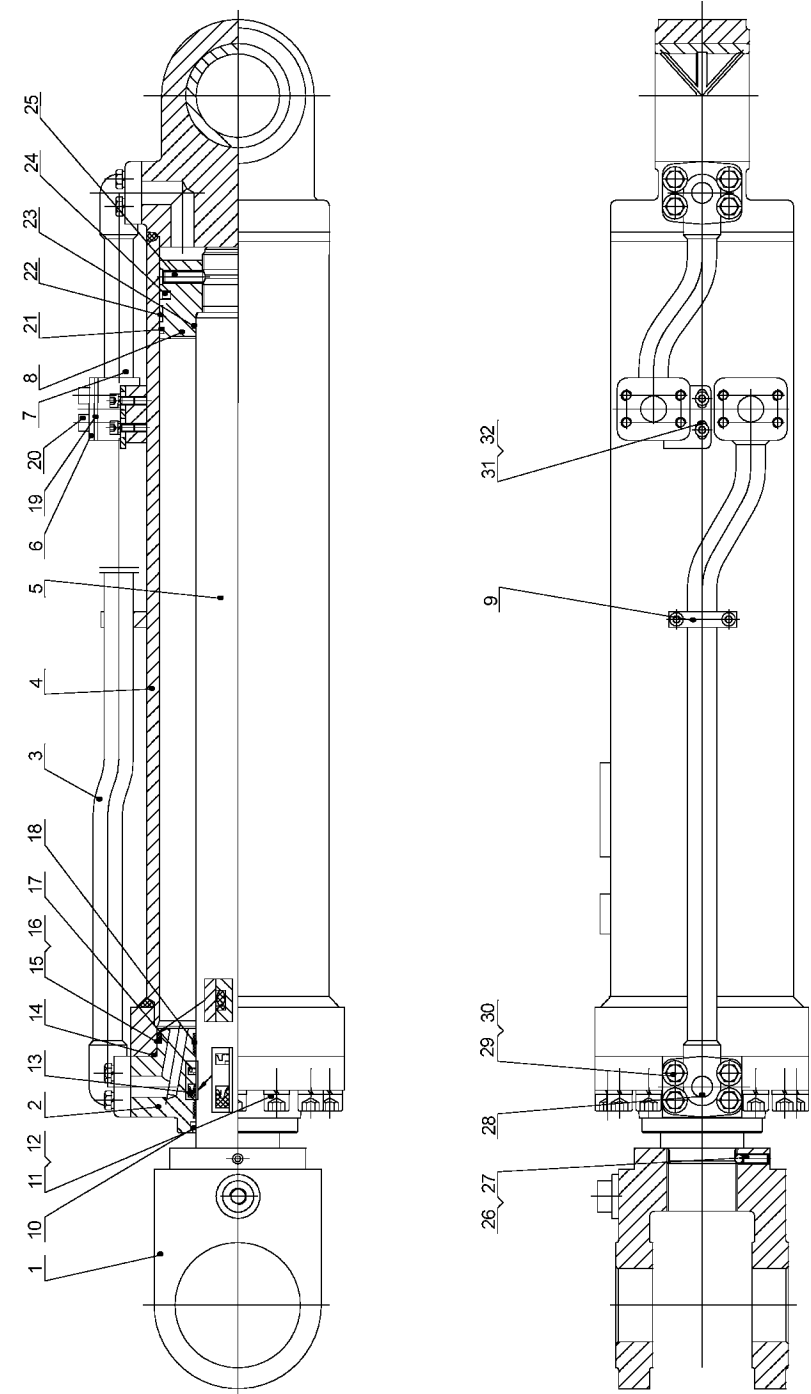
型号 Model 500F		转向液压系统(251801305) Steering Hydraulic System		页码 Page G03-20	
序号 No.	零件代号 Part No.	名 称 Part Description		数量 Q'ty	备 注 Remark
26	803004055	单向阀 S15A3/2	One-Way Valve	1	100697 101534
27	252100863	接头	Connector	1	
28	251800653	软管总成	Hose Assy.	1	
29	803004084	转向器 TLF1-E1000C	Steering Control Unit	1	101505 101537
30	805000727	螺栓 M10×25	Bolt	4	GB/T5783-2000
31	251000101	接头块	Joint Block	1	
32	803164290	接头	Connector	3	LH18L
33	250700128	钢管	Tube	1	
34	252100360	分离式法兰	Split Flange	1	
35	801100066	O 形密封圈 42.5×3.55	O-Ring Sealing	1	GB/T3452.1-1992
36	803164021	胶管 B 38×470	Hose	1	JB/T 8406-2001
37	801902693	双钢丝喉箍 50-55	Dual Steel Wire Clamp	2	JB/T3616.1
38	251800629	接头	Connector	1	
39	805301413	垫圈 20	Washer	1	Q/SC1294-2000
40	805000716	螺栓 M12×30	Bolt	2	GB/T5782-2000
41	805000100	螺栓 M10×55	Bolt	4	GB/T5782-2000
42	803164294	接头	Connector	3	I18LM20×1.5ED
43	805101913	螺钉 M10×30	Screw	4	GB/T70.1-2000
44	252101608	管夹	Pipe Clamp	1	
45	251800630	支板	Plank	1	
46	805000048	螺栓 M12×35	Bolt	4	GB/T5783-2000



型号 Model 500F		液压油箱(251801306) Hydraulic Oil Tank		页码 Page G03-22	
序号 No.	零件代号 Part No.	名 称 Part Description		数量 Q'ty	备 注 Remark
1	805000727	螺栓 M10×25	Bolt	12	GB/T5783-2000
2	805300014	垫圈 10	Lock Washer	12	GB/T93-1987
3	250400245	盖板	Cover	1	
4	250400246	垫片	Washer	1	
5	805000022	螺栓 M16×25	Bolt	1	GB/T5783-2000
6	805301411	垫圈 16	Washer	1	Q/SC1294-2000
7	803166395	液位计	Oil Level Indicator	1	100099 101431
8	803164217	加油滤清器	Oil Filter	1	
9	805000017	螺栓 M8×25	Bolt	10	GB/T5783-2000
10	805302458	垫圈 8	Lock Washer	10	GB/T93-1987
11	252900256	盖板	Cover	1	
12	252900257	垫片	Washer	1	
13	803164329	回油滤清器	Oil Return Filter	1	100099 101330 101444
14	801100122	O 形密封圈 82.5×3.55	O-Ring Sealing	1	GB/T3452.1-1992
15	805002238	螺柱 M6×30	Bolt	4	GB/T901-1988
16	805302457	垫圈 6	Lock Washer	4	GB/T93-1987
17	805200053	螺母 M6	Nut	4	GB/T6170-2000
18	803164216	吸油滤清器	Oil Suction Filter	1	100099 101330 101444
19	251801145	油箱体	Tank	1	
20	251801075	脚蹬	Step	1	
21	805000716	螺栓 M12×30	Bolt	2	GB/T5783-2000
22	805301285	垫圈 12	Lock Washer	2	GB/T93-1987
23	805300020	垫圈 12	Washer	2	GB/T97.1-2002
24	250100786	盖板	Cover	1	
25	250100451	垫片	Washer	1	

页码 Page G03-23	左动臂油缸(803013061) Left Boom Cylinder	型号 Model 500F
		

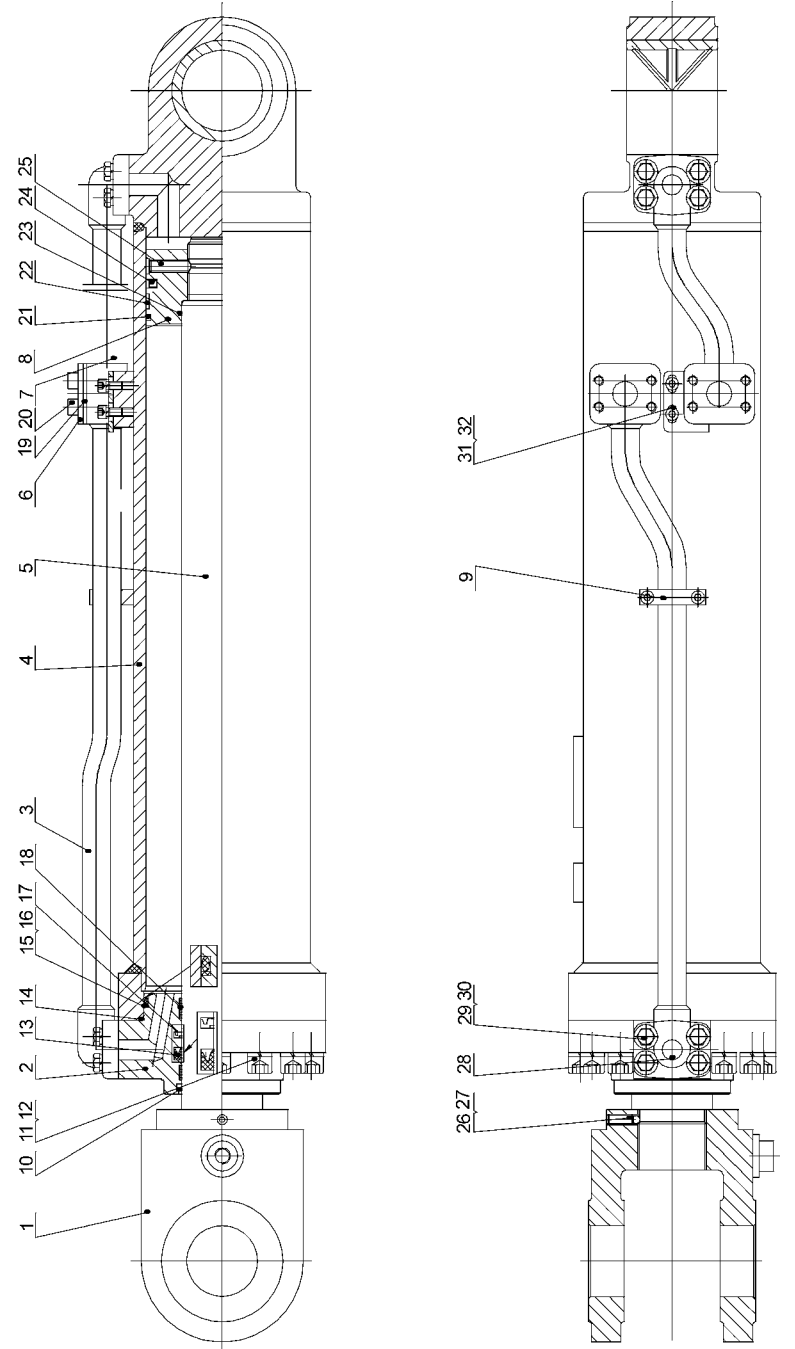
型号 Model 500F		左动臂油缸(803013061) Left Boom Cylinder		页码 Page G03-24	
序号 No.	零件代号 Part No.	名 称 Part Description		数量 Q'ty	备 注 Remark
1	803044616	杆头	Piston Head	1	XGYG01-169.1
2	803044663	导向套	Bushing	1	XGYG01-138D-1
3	803044664	油管组件 1	Tube	1	XGYG01-138D.1
4	803044668	缸筒	Cylinder	1	XGYG01-138D.2
5	803044682	活塞杆	Piston Rod	1	XGYG01-138D-2
6	803044678	盖板	Cover	2	XGYG01-138D-3
7	803044679	油管组件 2	Tube	1	XGYG01-138D.3
8	803044683	活塞	Piston	1	XGYG01-138D-4
9	803044684	支板盖	Cover	1	XGYG01-138D-5
10	803044698	防尘圈	Dust Ring	1	MH 80×90×7
11	805100451	螺钉 M16×60	Bolt	12	GB/T70.1-2008
12	805300011	垫圈 16	Washer	12	GB/T93-1987
13	803195764	杆密封	Rod Seal	1	SIL 80×95×11.4
14	801100312	O 形圈 155×3.1	O-Ring	1	GB1235-76
15	803195765	O 型圈 155×5.7	O-Ring	1	GB1235-76
16	805403633	挡圈	Ring	1	挡圈 D155×146×2
17	803044699	RB 封	RB-Ring	1	RB 封 80×95.1×6.3
18	803044700	轴用支承环	Support Ring	2	支撑环 80×85×20-PF
19	803044685	防护塞	Protective Plug	2	XGYG01-138D-6
20	805104269	螺钉 M10×16	Bolt	8	GB/T70.1-2008
21	803044701	纳污环	Pollutant Ring	1	纳污环 D150×6.2×4
22	803044702	孔用支承环	Support Ring	2	支撑环 D150×15×3
23	803164050	O 形圈 85×3.1	O-Ring	1	GB1235-76
24	803044703	OK 圈	OK-Ring	1	OK 圈 D150×129×8.1
25	805135708	螺钉 M12×40	Bolt	2	GB/T78-2007

页码 Page G03-25	左动臂油缸(803013061) Left Boom Cylinder	型号 Model 500F
 <p>The technical drawing illustrates the internal and external components of the Left Boom Cylinder. The left side shows a detailed cross-section of the cylinder body, piston, and rod assembly, with parts labeled 1 through 25. The right side shows the external valve block and mounting details, with parts labeled 9, 26, 27, 28, 29, 30, 31, and 32.</p>		

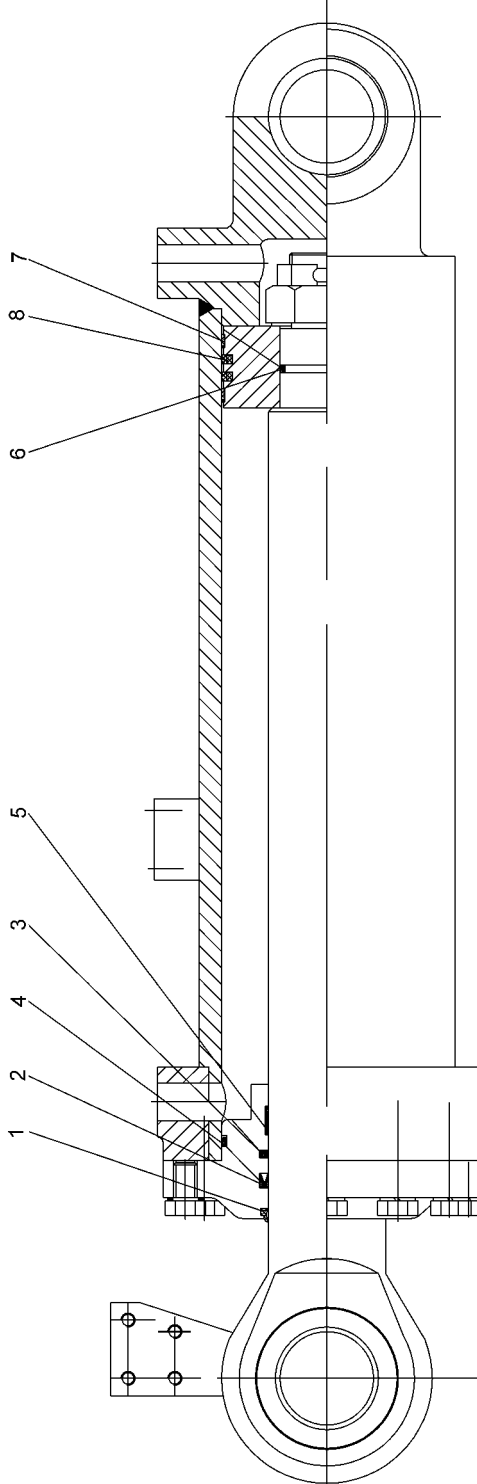
型号 Model 500F		左动臂油缸(803013061) Left Boom Cylinder		页码 Page G03-26	
序号 No.	零件代号 Part No.	名 称 Part Description		数量 Q'ty	备 注 Remark
26	805135709	螺钉 M10×25	Bolt	1	GB/T80-2007
27	800513939	钢球 SΦ8	Ball	1	GB/T308-2002
28	803044704	O 形圈 35×3.1	O-Ring	2	GB1235-76
29	805000062	螺栓 M10×35	Bolt	8	GB/T5783-2008
30	805302888	垫圈 10	Washer	8	GB/T93-1987
31	805105181	内六角螺钉 M8×16	Bolt	4	GB/T70.1-2008
32	805302894	垫圈 8	Washer	4	GB/T93-1987

页码 Page G03-27	右动臂油缸(803013062) Right Boom Cylinder	型号 Model 500F

型号 Model 500F		右动臂油缸(803013062) Right Boom Cylinder		页码 Page G03-28	
序号 No.	零件代号 Part No.	名 称 Part Description		数量 Q'ty	备 注 Remark
1	803044616	杆头	Piston Head	1	XGYG01-169.1
2	803044663	导向套	Bushing	1	XGYG01-138D-1
3	803044705	油管组件 1	Tube	1	XGYG01-139D.1
4	803044668	缸筒	Cylinder	1	XGYG01-138D.2
5	803044682	活塞杆	Piston Rod	1	XGYG01-138D-2
6	803044678	盖板	Cover	2	XGYG01-138D-3
7	803044707	油管组件 2	Tube	1	XGYG01-139D.2
8	803044683	活塞	Piston	1	XGYG01-138D-4
9	803044684	支板盖	Cover	1	XGYG01-138D-5
10	803044698	防尘圈	Dust Ring	1	MH 80×90×7
11	805100451	螺钉 M16×60	Bolt	12	GB/T70.1-2008
12	805300011	垫圈 16	Washer	12	GB/T93-1987
13	803195764	杆密封	Rod Seal	1	SIL 80×95×11.4
14	801100312	O 形圈 155×3.1	O-Ring	1	GB1235-76
15	803195765	O 型圈 155×5.7	O-Ring	1	GB1235-76
16	805403633	挡圈	Ring	1	挡圈 D155×146×2
17	803044699	RB 封	RB-Ring	1	RB 封 80×95.1×6.3
18	803044700	轴用支承环	Support Ring	2	支撑环 80×85×20-PF
19	803044685	防护塞	Protective Plug	2	XGYG01-138D-6
20	805104269	螺钉 M10×16	Bolt	8	GB/T70.1-2008
21	803044701	纳污环	Pollutant Ring	1	纳污环 D150×6.2×4
22	803044702	孔用支承环	Support Ring	2	支撑环 D150×15×3
23	803164050	O 形圈 85×3.1	O-Ring	1	GB1235-1976
24	803044703	OK 圈	OK-Ring	1	OK 圈 D150×129×8.1
25	805135708	螺钉 M12×40	Bolt	2	GB/T78-2007

页码 Page G03-29	右动臂油缸(803013062) Right Boom Cylinder	型号 Model 500F
		

型号 Model 500F		右动臂油缸(803013062) Right Boom Cylinder		页码 Page G03-30	
序号 No.	零件代号 Part No.	名 称 Part Description		数量 Q'ty	备 注 Remark
26	805135709	螺钉 M10×25	Bolt	1	GB/T80-2007
27	800513939	钢球 SΦ8	Ball	1	GB/T308-2002
28	803044704	O 形圈 35×3.1	O-Ring	2	GB1235-76
29	805000062	螺栓 M10×35	Bolt	8	GB/T5783-2008
30	805302888	垫圈 10	Washer	8	GB/T93-1987
31	805105181	内六角螺钉 M8×16	Bolt	4	GB/T70.1-2008
32	805302894	垫圈 8	Washer	4	GB/T93-1987

页码 Page G03-31	转斗油缸密封件 Tilt Cylinder Seal	型号 Model 500F
 <p>The diagram is a detailed cross-sectional view of a hydraulic tilt cylinder seal assembly. It shows a central piston rod (6) passing through a cylinder head. The assembly includes a piston (5) with a seal lip (1) and a backup ring (2). A seal ring (3) is mounted on the cylinder head, and a seal lip (4) is positioned to contact the piston rod. A seal lip (7) is also shown on the opposite side of the cylinder head. A seal lip (8) is located at the top of the cylinder head. The drawing includes various hatching patterns to indicate different materials and cross-sections.</p>		

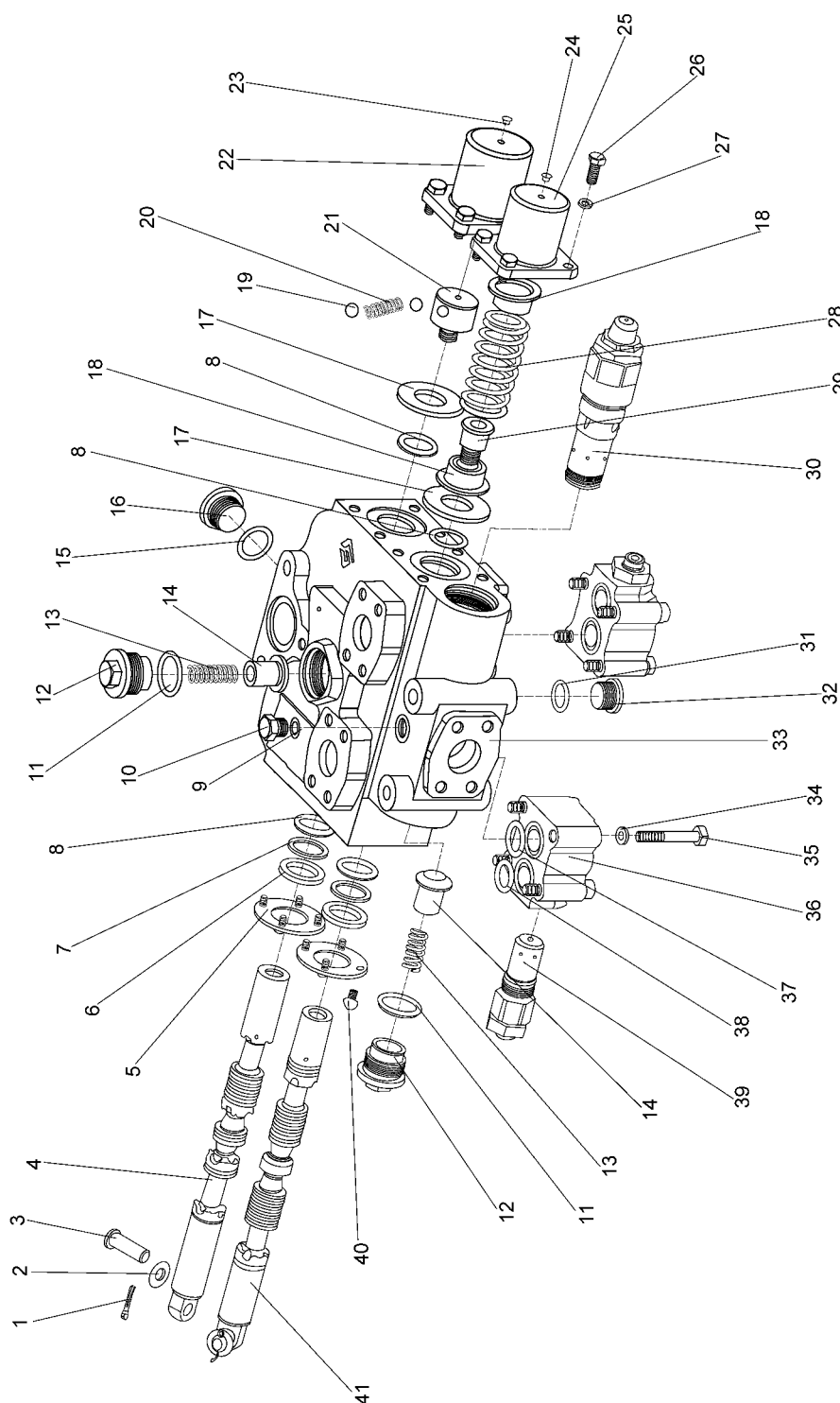
型号 Model 500F		转斗油缸密封件 Tilt Cylinder Seal		页码 Page G03-32	
序号 No.	零件代号 Part No.	名 称 Part Description		数量 Q'ty	备 注 Remark
	860104209	翻斗缸密封件(液压件)	Tilt Cylinder Seal (Xugong hydraulic)		
	860104210	翻斗缸密封件(张家口)	Tilt Cylinder Seal (Zhangjiakou)		
	860104208	翻斗缸密封件(东岳)	Tilt Cylinder Seal (Dongyue)		
1		防尘圈 FC 100×100×7	FC Dust-Proof Ring	1	Q/DYJJ13006
2		Y 形圈 100×120×16	Y-Ring	1	GB10708.1
3		轴用组合封 CKS1000 (O 形圈 106×5.3)	External Combination	1	
4		O 形圈 170×5.3	O-Ring	1	GB/T3452.1
5		杆用支承环 G100×44.5×2.5	Support Ring	1	
6		O 形圈 100×3.55	O-Ring	1	GB/T3452.1
7		孔用支承环 S180×14.8×2.5	Internal Support Ring	1	
8		孔用组合封 CKW1800	Internal Combination Seal	2	

页码 Page G03-33	转向油缸密封件 Steering Cylinder Seal	型号 Model 500F
<p>The diagram is a detailed cross-sectional view of a steering cylinder seal assembly. It shows a central piston rod extending through a cylinder housing. At the top of the rod, there is a spherical joint. The seal assembly consists of several components: a main seal ring (1) mounted on the rod, a backup ring (2) behind it, a wiper seal (3) to clear excess oil, and a dust seal (4) to prevent contaminants. A secondary seal (5) is located further down the rod. A nut (6) is used to adjust the tension of the seals. A pin (7) is used to secure the seal assembly. A spring (8) provides tension to the seal ring. A cap screw (9) is used to secure the top of the assembly.</p>		

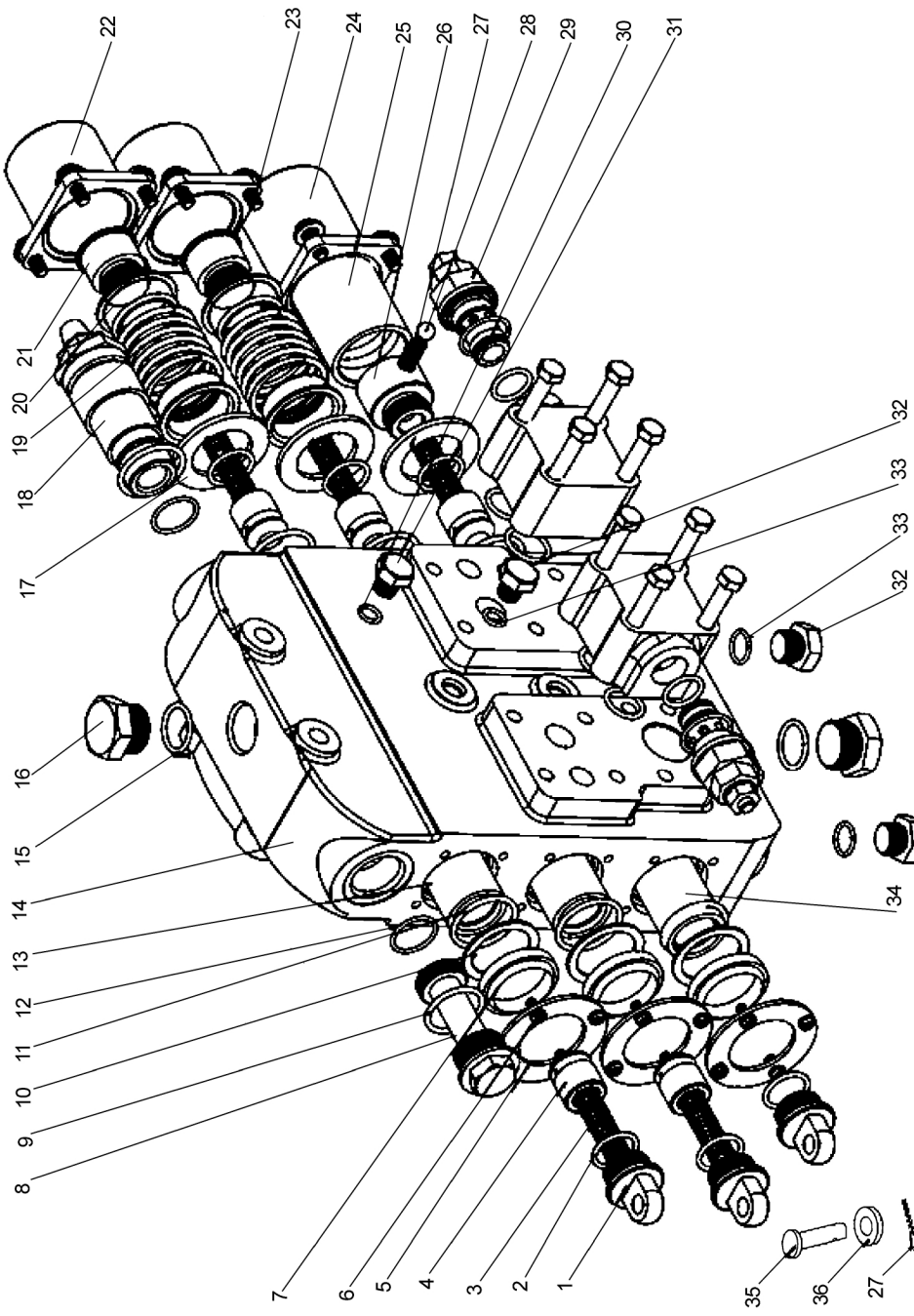
型号 Model 500F		转向油缸密封件 Steering Cylinder Seal		页码 Page G03-34	
序号 No.	零件代号 Part No.	名 称 Part Description		数量 Q'ty	备 注 Remark
	860102729	转向缸密封件(液压件)	Steering Cylinder Seal (Xugong Hydraulic)		
	860102730	转向缸密封件(张家口)	Steering Cylinder Seal (Zhangjiakou)		
	860111183	转向缸密封件(东岳)	Steering Cylinder Seal (Dongyue)		
1		防尘圈 FC ₁ -45	FC Dust-Proof Ring	1	
2		O 形圈 90×2.65	O-Ring	1	
3		Y 形密封圈 45×60×12.5	Y-Seal Ring	1	
4		O 形圈 82.5×3.55	O-Ring	1	
5		轴用组合封 CKS0450 (O 形圈 48.7×3.55)	External Combination Seal	1	
6		支承环 G45×24.5×2.5	Support Ring	1	
7		O 形圈 45×3.55	O-Ring	1	
8		支承环 SO90×9.8×3	Support Ring	2	
9		孔用组合封 CKW0900 (O 形圈 75×5.3)	Internal Combination Seal	1	

页码 Page G03-35	多路阀 DF32D2(251800152) Multi-Way Valve	型号 Model 500F

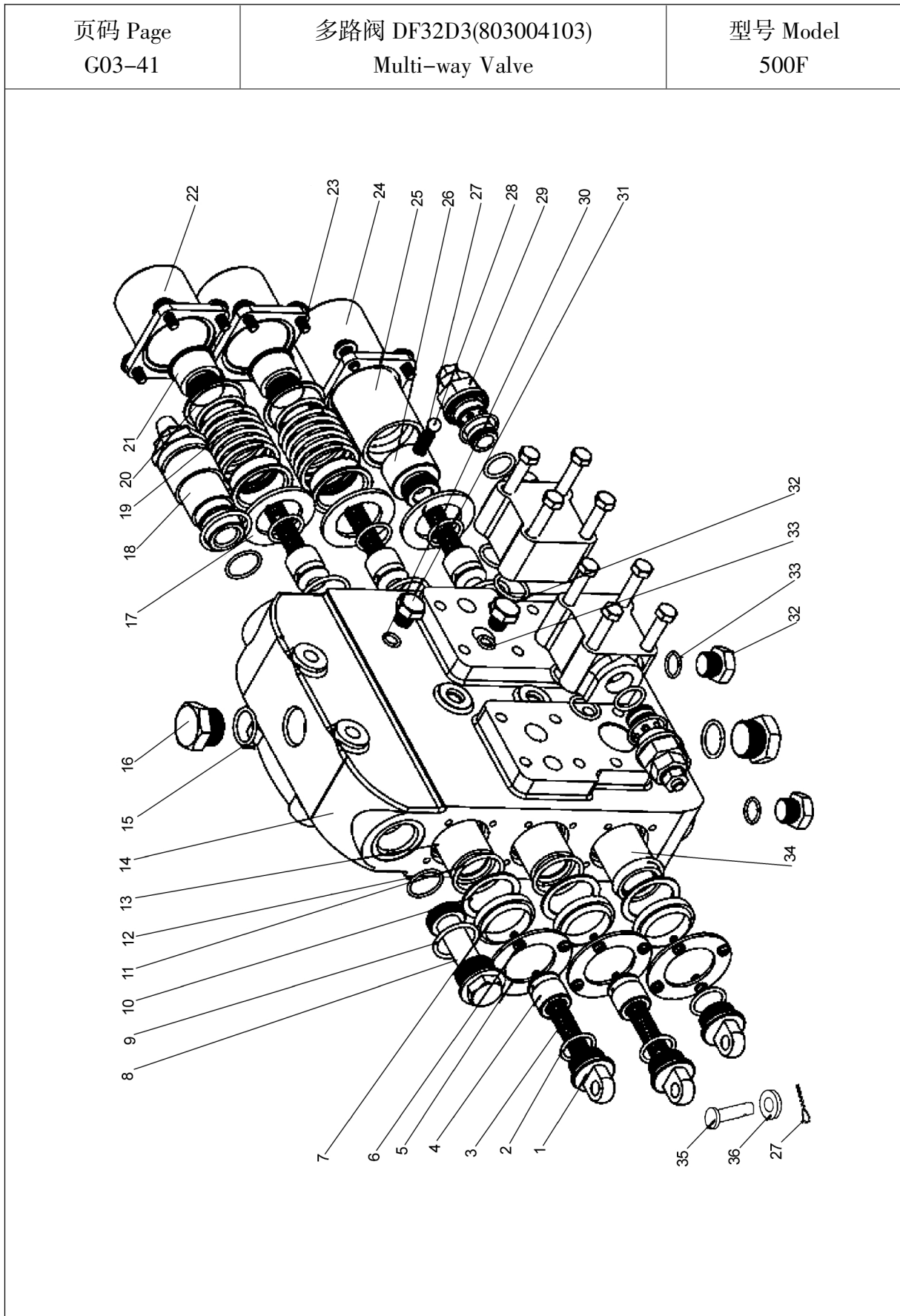
型号 Model 500F		多路阀 DF32D2(251800152) Multi-Way Valve		页码 Page G03-36	
序号 No.	零件代号 Part No.	名 称 Part Description		数量 Q'ty	备 注 Remark
1		开口销 4×20	Cotter Pin	2	GB/T91-2000
2		垫圈 12	Washer	2	GB/T97.2-2002
3		圆肩销	Pin	2	DF-32-01
4		动臂阀杆	Boom Valve Bar	1	GDF-32Ⅲ-03a
5		压板	Plank	2	GDF-32-04
6		CK28 防尘圈	Dust Ring CK28	2	CK28
7		垫圈	Washer	2	GDF-32-02
8		O 形圈 27.7×3.55	O-Ring	2	GB/T3452.1-1982
9		O 型圈 11.8×2.1	O-Ring	1	GB/T3452.1-1982
10		测压口堵头	Screw Plug For Pressure Measuring Port	1	GDF-32-18
11		O 形圈 31.5×3.55	O-Ring	2	GB/T3452.1-1982
12		单向阀座	One Way Valve Seat	2	GDF-32-05
13		单向阀弹簧	One Way Valve Spring	2	GDF-32-07
14		单向阀	One Way Valve	2	GDF-32-08
15		O 形圈 32×3.1	O-Ring	1	GB1235-76
16		螺塞	Screw Plug	1	DF-32-20A
17		垫板	Plank	2	GDF-32-09A
18		弹簧压座	Spring Seat	2	GDF-32-11
19		钢球 7/16"	Steel Ball	2	GB/T308-1977
20		弹簧	Spring	1	407428
21		弹簧座	Spring Seat	1	GDF-32-15
22		端盖	End Cap	1	GDF-32-14B
23		端盖橡胶塞	End Cap Rubber Plug	1	GDF-32-20
24		端盖橡胶塞	End Cap Rubber Plug	1	GDF-32-19
25		端盖	End Cap	1	GDF-32-12B

页码 Page G03-37	多路阀 DF32D2(251800152) Multi-Way Valve	型号 Model 500F
 <p>The diagram shows an exploded view of a Multi-Way Valve (DF32D2) with 41 numbered callouts. The main body (9) is a rectangular block with four ports. The valve assembly includes two spools (1, 2) and two springs (3, 4). The spools are held in place by a sleeve (5) and a nut (6). The valve is mounted on a base (7) with a gasket (8). The assembly is secured with a cover (10) and a nut (11). The cover has four ports with seals (12, 13, 14, 15). The valve is also equipped with a solenoid (16) and a spring (17). The solenoid is connected to a coil (18) and a terminal block (19). The valve is also equipped with a pressure relief valve (20) and a check valve (21). The valve is also equipped with a pressure relief valve (22) and a check valve (23). The valve is also equipped with a pressure relief valve (24) and a check valve (25). The valve is also equipped with a pressure relief valve (26) and a check valve (27). The valve is also equipped with a pressure relief valve (28) and a check valve (29). The valve is also equipped with a pressure relief valve (30) and a check valve (31). The valve is also equipped with a pressure relief valve (32) and a check valve (33). The valve is also equipped with a pressure relief valve (34) and a check valve (35). The valve is also equipped with a pressure relief valve (36) and a check valve (37). The valve is also equipped with a pressure relief valve (38) and a check valve (39). The valve is also equipped with a pressure relief valve (40) and a check valve (41).</p>		

型号 Model 500F		多路阀 DF32D2(251800152) Multi-Way Valve		页码 Page G03-38	
序号 No.	零件代号 Part No.	名 称 Part Description		数量 Q'ty	备 注 Remark
26		螺栓 M8×20	Bolt	8	GB/T21-1976
27		垫圈 8	Washer	8	GB/T93-1987
28		回位弹簧	Return Spring	1	GDF-32-16
29		弹簧座	Spring Seat	1	GDF-32-10a
30		安全阀	Safety Valve	1	DF _x -32-09
31		O 形圈 21.2×2.65	O-Ring	1	GB/T3452.1-1982
32		螺塞	Screw Plug	1	GDF-25-18B
33		主阀体	Main Valve Body	1	GDF-32-01C
34		垫圈 10	Washer	8	GB/T93-1987
35		螺栓 M10×60	Bolt	8	GB/T5782-2000
36		过载阀体	Over Load Valve	2	ZL50106C1-01
37		O 形圈 32×3.1	O-Ring	2	GB/T1235-1976
38		O 形圈 28×3.1	O-Ring	2	GB/T1235-1976
39		过载阀	Over Load Valve	2	YBF-01
40		螺钉 M6×11	Bolt	8	GB/T67-2000
41		转斗阀杆	Tilt Valve Bar	1	GDF-32Ⅲ-06a

页码 Page G03-39	多路阀 DF32D3(803004103) Multi-way Valve	型号 Model 500F
		

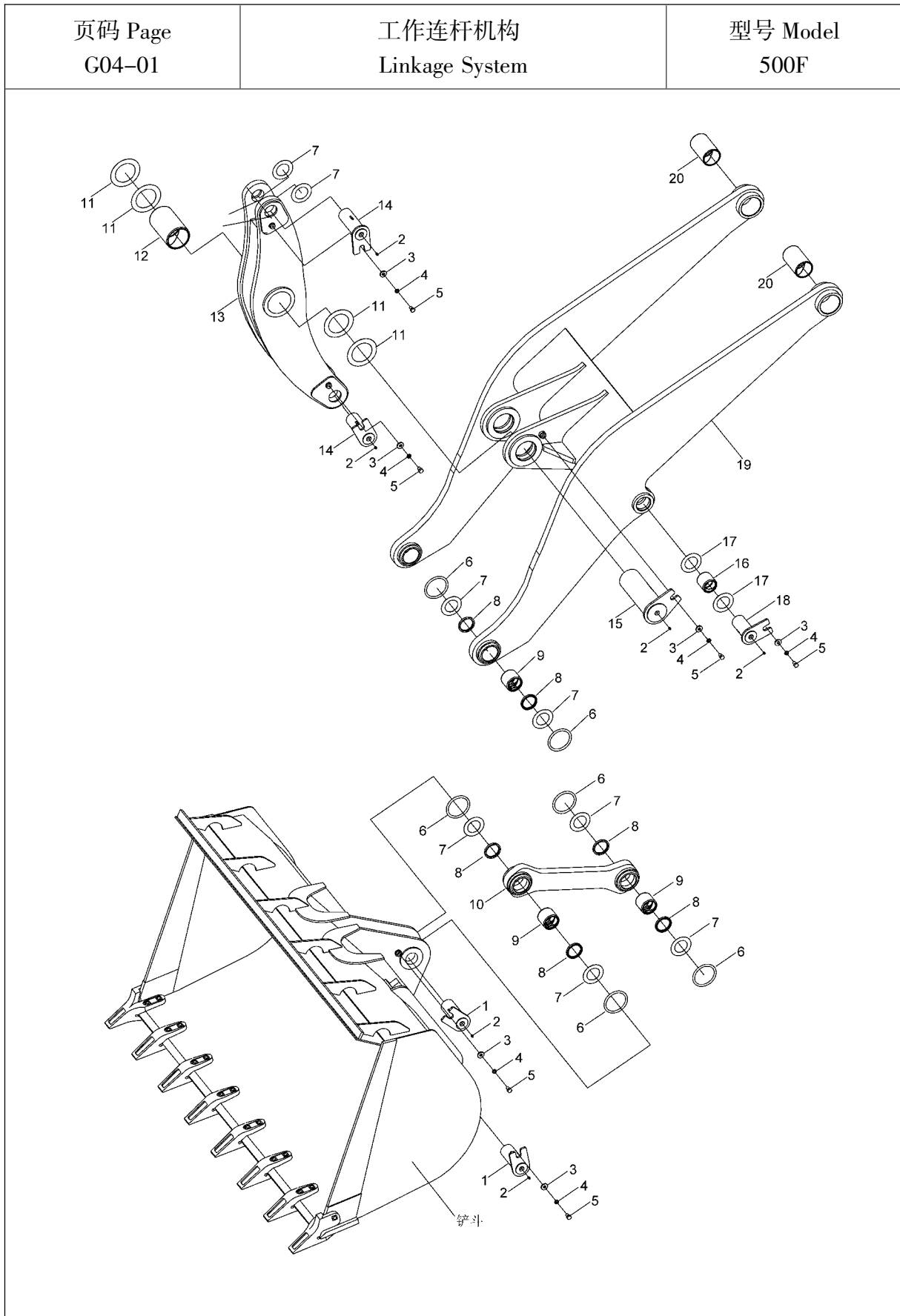
型号 Model 500F		多路阀 DF32D3(803004103) Multi-way Valve		页码 Page G03-40	
序号 No.	零件代号 Part No.	名 称 Part Description		数量 Q'ty	备 注 Remark
1		弹簧座	Spring Seat	3	DF-32-02A
2		O 型圈 32×3.1	O-Ring	7	GB/T1235-76
3		单向阀弹簧 1.3×16×89.6	Spring	5	DF-32-05
4		单向阀	Check Valve	5	DF-32-07A
5		压板	Plank	3	DF-32D2-25-02
6		螺钉 M6×12	Bolt	12	GB/T67-2008
7		防尘圈 CK40	Dust Ring	3	CY129-1999
8		螺堵	Plug	1	DF-32-08B
9		O 型圈 41×3.5	O-Ring	1	GB/T1235-76
10		垫圈	Washer	3	DF-32D2-25-01
11		O 型圈 39.5×3.55	O-Ring	6	GB/T3452.1-2005
12		O 型圈 32×3.1	O-Ring	7	GB/T1235-76
13		转斗阀杆	Spool	2	DF-32-06C
14		阀体	Valve Body	1	DF-25D III-04
15		O 型圈 26.5×2.65	O-Ring	2	GB/T3452.1-2005
16		螺塞	Plug	2	ACV-L25F-21
17		垫板	Plank	3	DF-32-10
18		安全阀	Safety Valve	1	DFX-32-09
19		回位弹簧 4×54×91	Spring	2	DF-32-12
20		弹簧压座	Spring Seat	4	DF-32-13
21		弹簧座	Spring Seat	2	DF-32-11A
22		端盖	End Cover	2	DF-32-14
23		螺栓 M8×20	Bolt	12	GB5784-86
		垫圈 8	Lock Washer	12	GB93-87
24		定位外套	Fixing Cover	1	DF-32-15



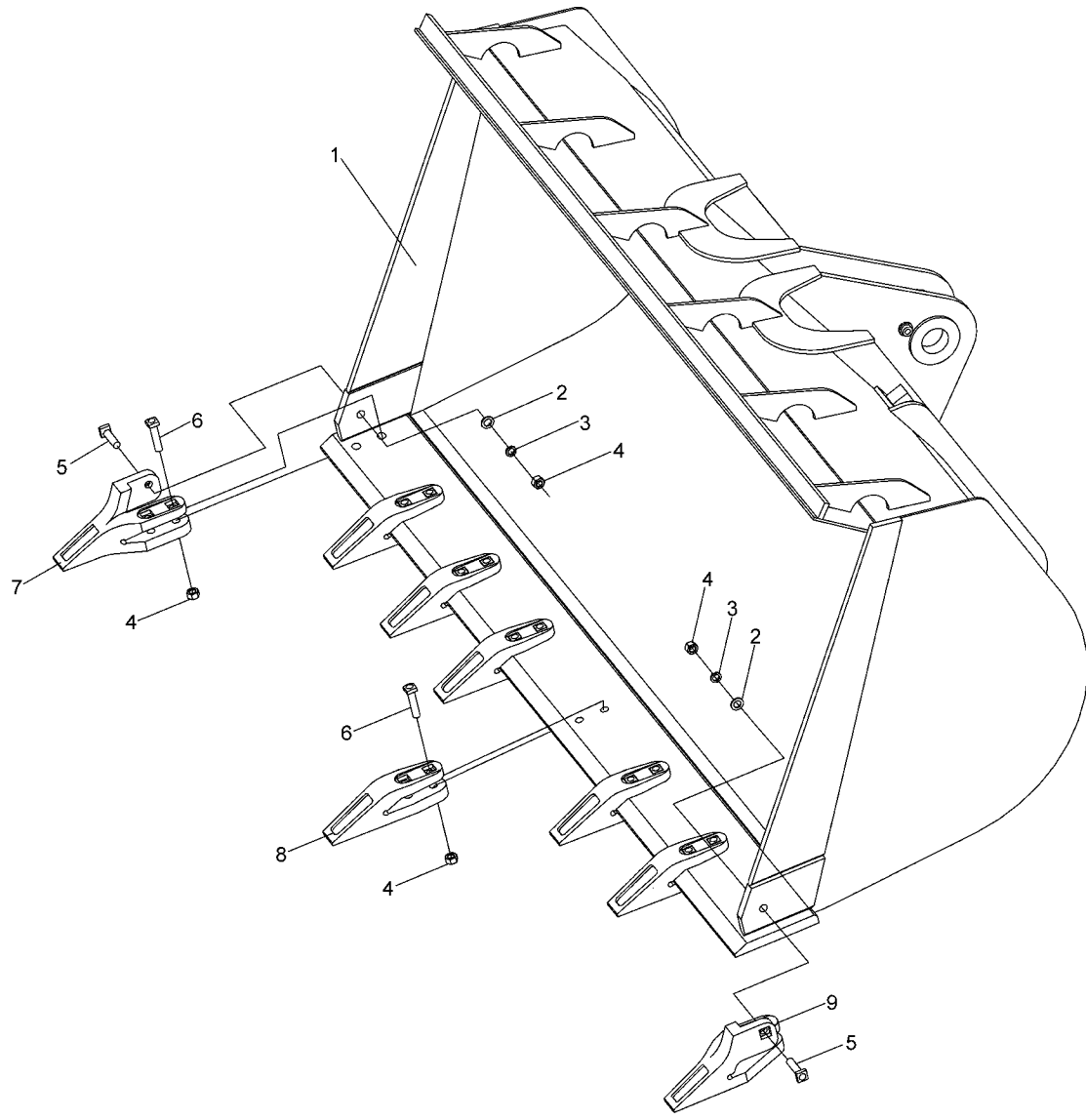
型号 Model 500F		多路阀 DF32D3(803004103) Multi-way Valve		页码 Page G03-42	
序号 No.	零件代号 Part No.	名 称 Part Description		数量 Q'ty	备 注 Remark
25		定位衬套	Fixing Bush	1	DF-32-16
26		弹簧座	Spring Seat	1	DF-32-17A
27		弹簧 1.4×10.5×41.7	Spring	1	DF-32-18
28		钢球 11	Steel Ball	2	GB308-2002
29		过载补油阀	Over Loading Valve	2	ZL50106C
30		O 型圈 16×2.4	O Ring	1	GB/T1235-76
31		螺塞	Plug	1	DF-32-19.1
32		螺塞	Plug	4	CDB-F15-2.05b
33		O 型圈 22×2.4	O Ring	4	GB/T1235-76
34		动臂滑阀	Spool	1	DF-32-03A
35		圆肩销	Pin	3	DFS-32E-20
36		垫圈 12	Washer	3	GB/T97.1-2002
37		销 4×20	Pin	3	GB/T91-2000

4.工作装置

Working Device



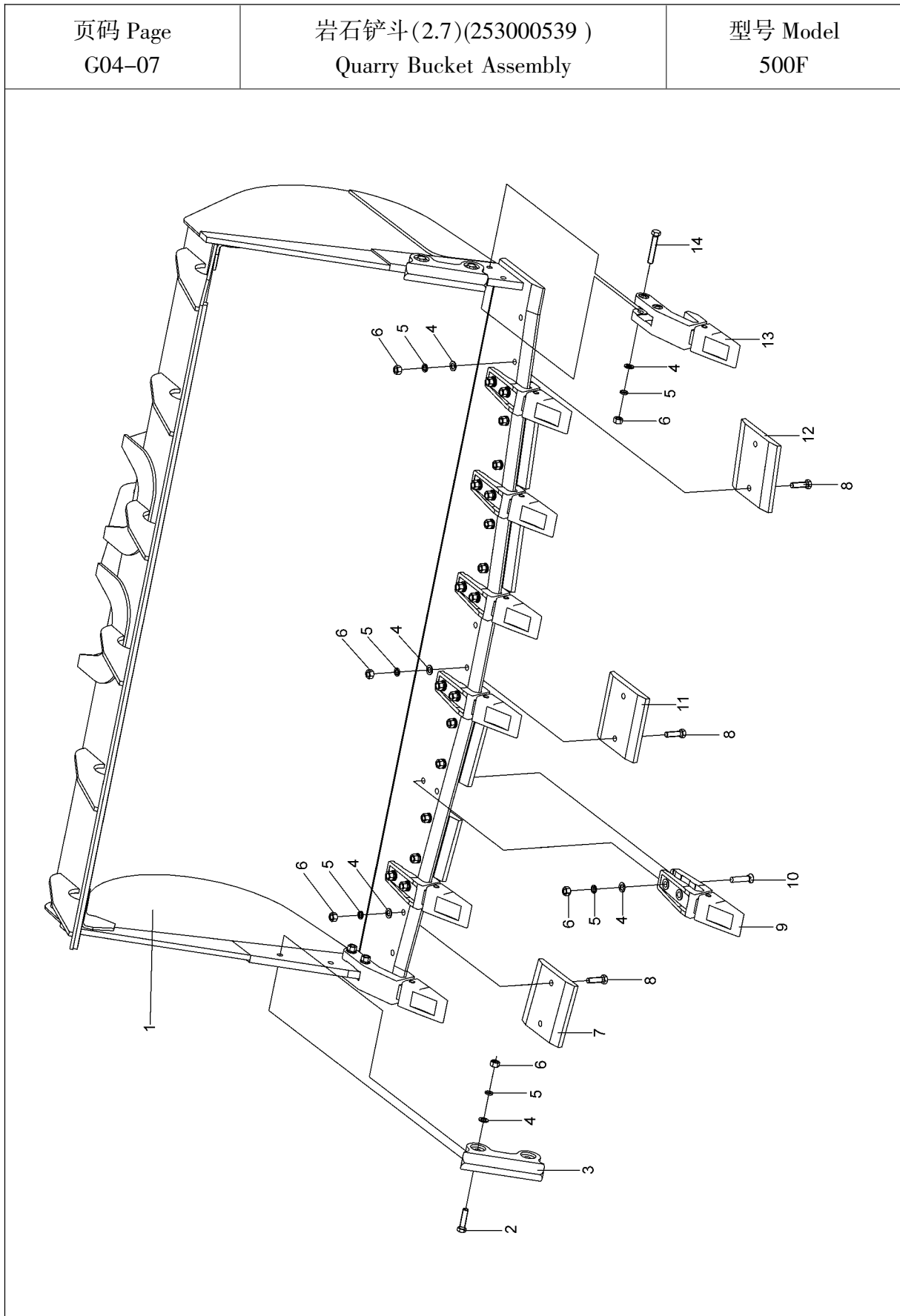
型号 Model 500F		工作连杆机构 Linkage System		页码 Page G04-02	
序号 No.	零件代号 Part No.	名 称 Part Description		数量 Q'ty	备 注 Remark
1	252100421	铲斗销	Bucket Pin	3	
2	801100336	油杯 M10×1	Grease Cup	8	JB/T7940.1-1995
3	250400159	垫块	Block	8	
4	805301286	垫圈 16	Washer	8	GB/T93-1987
5	805000022	螺栓 M16×25	Bolt	8	GB/T5783-2000
6	252100394	O 形圈	O-Ring	8	
7	269900193	调整垫片	Adjusting Washer	15	
8	803164070	骨架油封 B80×100×10D	Frame Oil Seal	8	GB9877.1-88
9	252100395	轴套	Shaft Sleeve	4	
10	251804526 252100430	拉杆	Linkage Bar	1	标配 配高卸
11	269900195	调整垫片	Adjusting Cushion	4	
12	252100391	轴套	Shaft Sleeve	1	
13	251800802	摇臂	Rocker Arm	1	
14	252100419	摇臂油缸销	Rocker Arm Cylinder Pin	2	
15	252100417	摇臂梁销	Rocker Arm Beam Pin	1	
16	252100390	轴套	Shaft Sleeve	2	
17	252101316	垫片	Washer	8	
18	250400158	动臂油缸销	Boom Cylinder Pin	2	
19	251804746 251804754	动臂	Boom	1	标配 配高卸
20	252100392	轴套	Shaft Sleeve	2	

页码 Page G04-03	标配铲斗(3.0)(253000506) Standard Bucket Assembly	型号 Model 500F
		

型号 Model 500F		标配铲斗(3.0)(253000506) Standard Bucket Assembly		页码 Page G04-04	
序号 No.	零件代号 Part No.	名 称 Part Description		数量 Q'ty	备 注 Remark
1	252101814	铲斗	Bucket	1	
2	805301276	垫圈 20	Washer	2	GB/T95-2002
3	805300023	垫圈 20	Washer	2	GB/T93-1987
4	805200052	螺母 M20	Nut	18	GB/T6170-2000
5	805002220	螺栓 M20×70	Bolt	2	GB/T8-1988
6	805002221	螺栓 M20×80	Bolt	16	GB/T8-1988
7	252101812	右边齿	Side Teeth (R)	1	
8	252101813	斗齿	Bucket Teeth	6	
9	252101811	左边齿	Side Teeth (L)	1	

页码 Page G04-05	标配铲斗(2.7)(253000538) Standard Bucket Assembly	型号 Model 500F

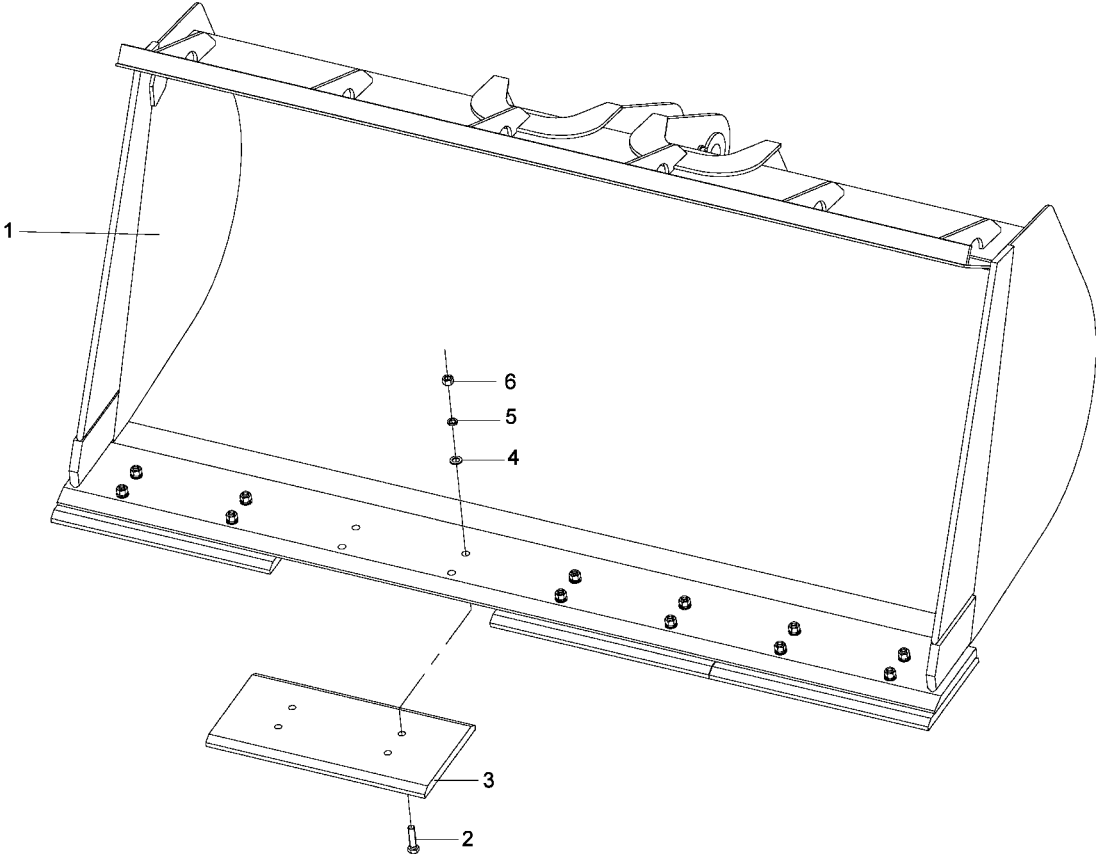
型号 Model 500F		标配铲斗(2.7)(253000538) Standard Bucket Assembly		页码 Page G04-06	
序号 No.	零件代号 Part No.	名 称 Part Description		数量 Q'ty	备 注 Remark
1	252101772	铲斗	Bucket	1	
2	805301276	垫圈 20	Washer	2	GB/T95-2002
3	805300023	垫圈 20	Washer	2	GB/T93-1987
4	805200052	螺母 M20	Nut	18	GB/T6170-2000
5	805002220	螺栓 M20×70	Bolt	2	GB/T8-1988
6	805002221	螺栓 M20×80	Bolt	16	GB/T8-1988
7	252101812	右边齿	Side Tooth (R)	1	
8	252101813	斗齿	Bucket Teeth	6	
9	252101811	左边齿	Side Tooth (L)	1	



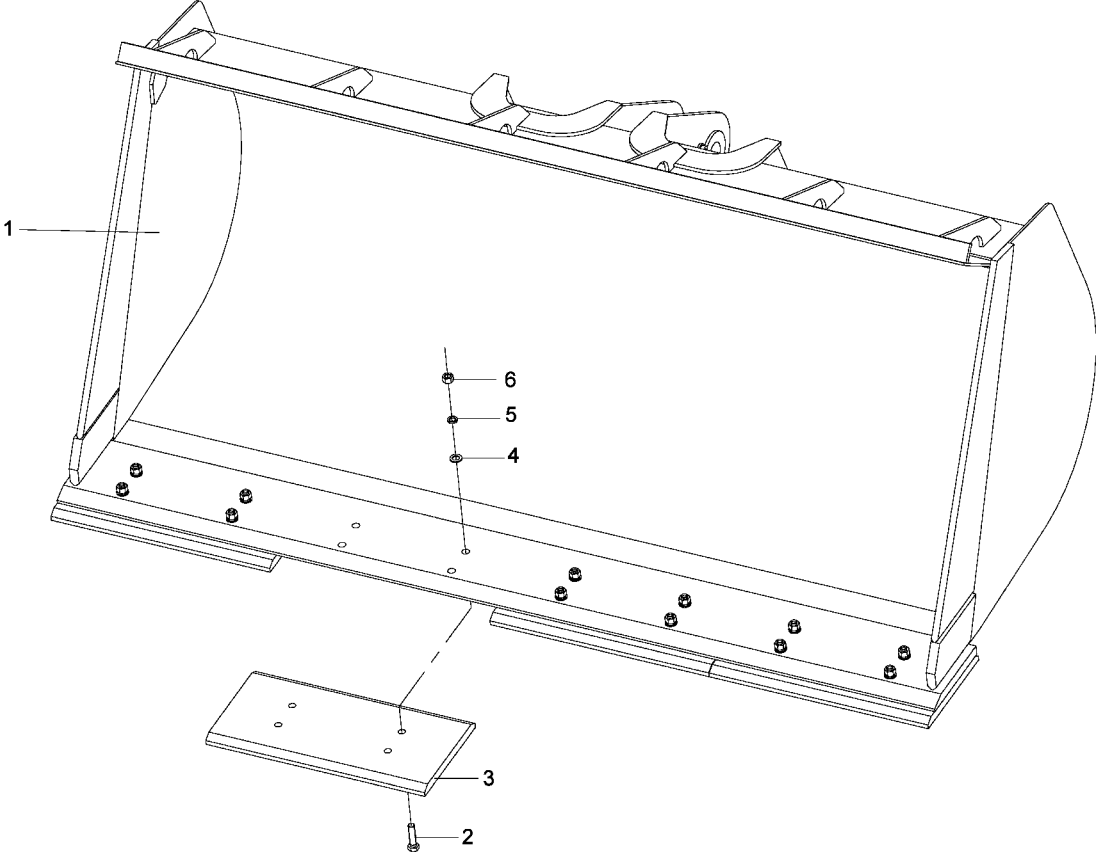
型号 Model 500F		岩石铲斗(2.7)(253000539) Quarry Bucket Assembly		页码 Page G04-08	
序号 No.	零件代号 Part No.	名 称 Part Description		数量 Q'ty	备 注 Remark
1	252101776	铲斗	Bucket	1	
2	805000113	螺栓 M20×80	Bolt	4	GB/T5783-2000
3	252101005	护套	Protection Sleeve	2	
4	805301276	垫圈 20	Washer	30	GB/T95-2002
5	805300023	垫圈 20	Washer	30	GB/T93-1987
6	805200052	螺母 20	Nut	30	GB/T 6170-2000
7	252101775	右刀块	Cutting Edge (R)	3	
8	805000379	螺栓 M20×70	Bolt	14	GB/T5783-2000
9	819906012	中间齿总成件	Center Tooth Assy.	6	
10	252100838	螺栓	Bolt	12	
11	252101773	中刀块	Middle Cutting Edge	1	
12	252101774	左刀块	Cutting Edge (L)	3	
13	819906011	边齿总成件	Side Tooth Assy.	2	
14	805000250	螺栓 M20×100	Bolt	4	GB/T5783-2000

页码 Page G04-09	砂石斗(3.0 装配齿)(250900501) Bucket Assembly	型号 Model 500F
<p> This is a detailed exploded view diagram of a bucket assembly. The diagram shows the bucket's frame, teeth, and various fasteners. The components are labeled with numbers: </p> <ul style="list-style-type: none"> 1: Main bucket frame 2: Pin 3: Washer 4: Nut 5: Pin 6: Tooth 7: Pin 8: Tooth 9: Pin 10: Tooth 11: Tooth 12: Tooth 		

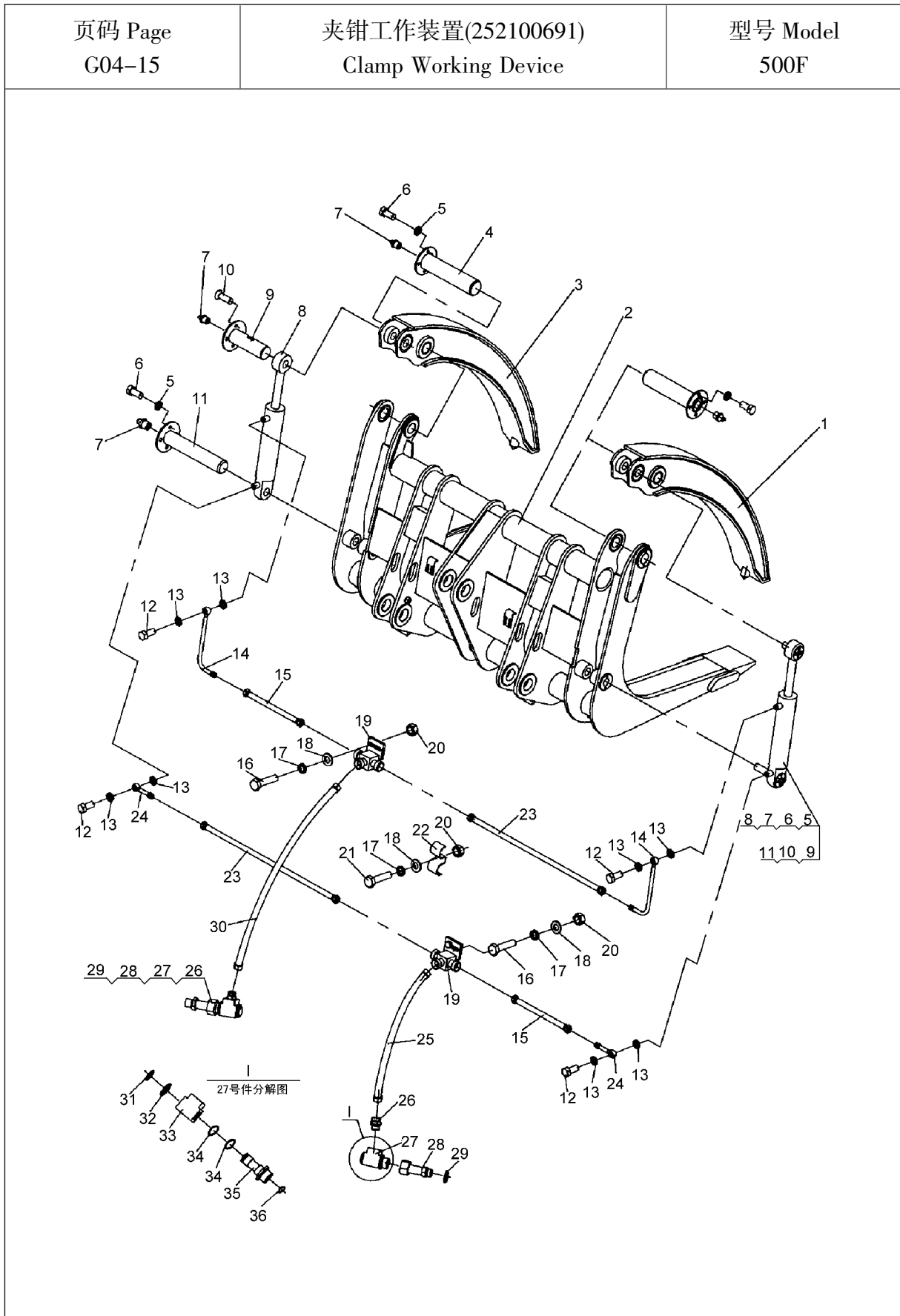
型号 Model 500F		砂石斗(3.0 装配齿)(250900501) Bucket Assembly		页码 Page G04-10	
序号 No.	零件代号 Part No.	名 称 Part Description		数量 Q'ty	备 注 Remark
1	252101783	铲斗	Bucket	1	
2	805000113	螺栓 M20×80	Bolt	4	GB/T5783-2000
3	805301276	垫圈 20	Washer	38	GB/T95-2002
4	805300023	垫圈 20	Washer	38	GB/T93-1987
5	805200052	螺母 20	Nut	38	GB/T6170-2000
6	252101005	护套	Protection Sleeve	2	
7	805000379	螺栓 M20×70	Bolt	16	GB/T5782-2000
8	252101232	右边齿	Side Tooth (R)	1	
9	805000374	螺栓 M20×90	Bolt	22	GB/T5783-2000
10	252101235	刀片	Blade	7	
11	252101234	铲齿	Tooth	6	
12	252101231	左边齿	Side Tooth (L)	1	

页码 Page G04-11	轻物料铲斗(3.5)(253000542) Bucket Assembly (For Light Material)	型号 Model 500F
		

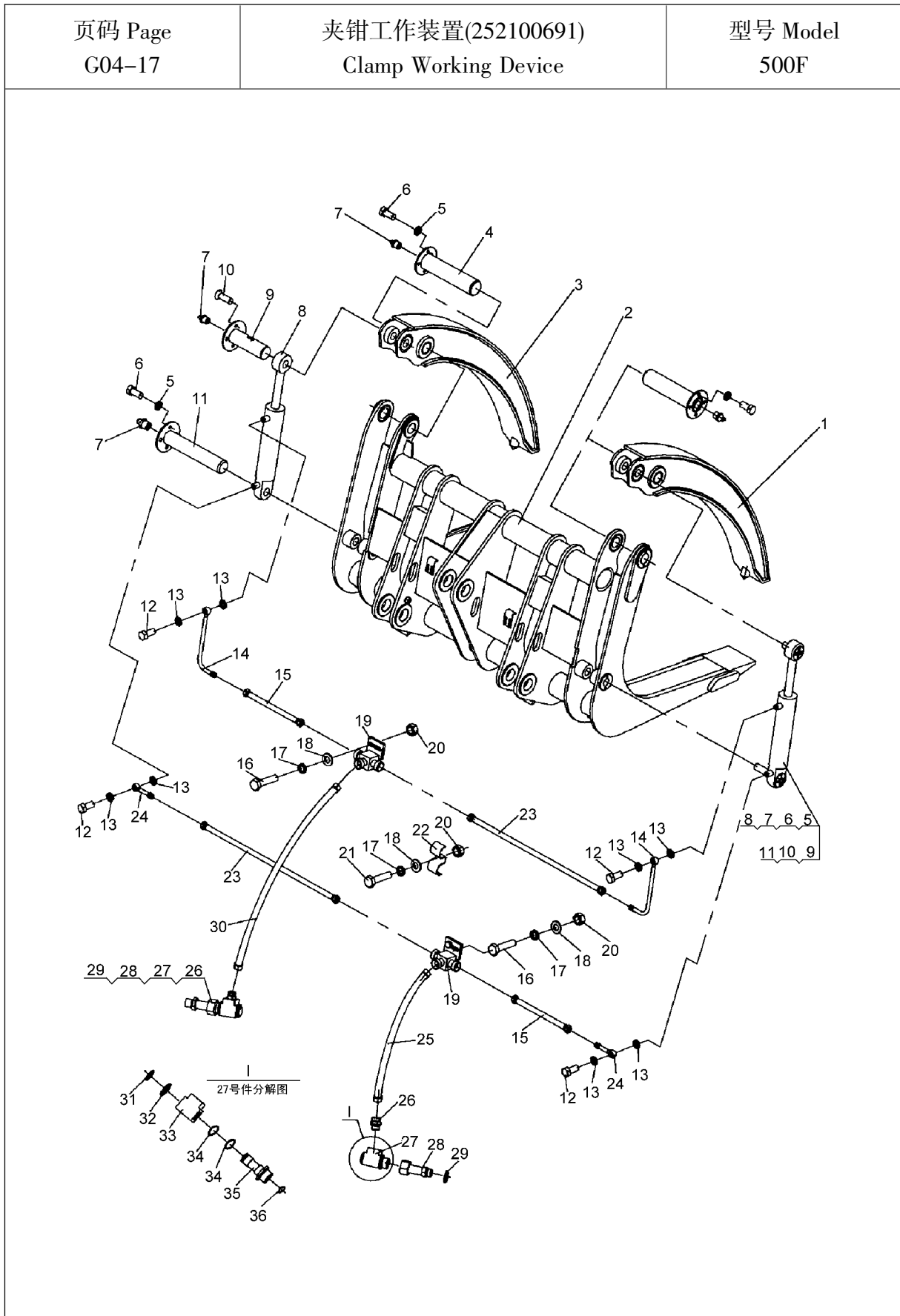
型号 Model 500F		轻物料铲斗(3.5)(253000542) Bucket Assembly (For Light Material)		页码 Page G04-12	
序号 No.	零件代号 Part No.	名 称 Part Description		数量 Q'ty	备 注 Remark
1	252101791	铲斗	Bucket	1	
2	805000113	螺栓 M20×80	Bolt	16	GB/T5783-2000
3	252101727	切削板	Cutting Edge	4	
4	805301276	垫圈 20	Washer	16	GB/T95-2002
5	805300023	垫圈 20	Washer	16	GB/T93-1987
6	805200052	螺母 20	Nut	16	GB/T6170-2000

页码 Page G04-13	轻物料铲斗(4.0) (253000543) Bucket Assembly (For Light Material)	型号 Model 500F
		

型号 Model 500F		轻物料铲斗(4.0) (253000543) Bucket Assembly (For Light Material)		页码 Page G04-14	
序号 No.	零件代号 Part No.	名 称 Part Description		数量 Q'ty	备 注 Remark
1	252101793	铲斗	Bucket	1	
2	805000136	螺栓 M20×70	Bolt	16	GB/T5783-2000
3	252100734	切削板	Cutting Edge	4	
4	805301276	垫圈 20	Washer	16	GB/T95-2002
5	805300023	垫圈 20	Washer	16	GB/T93-1987
6	805200052	螺母 20	Nut	16	GB/T6170-2000



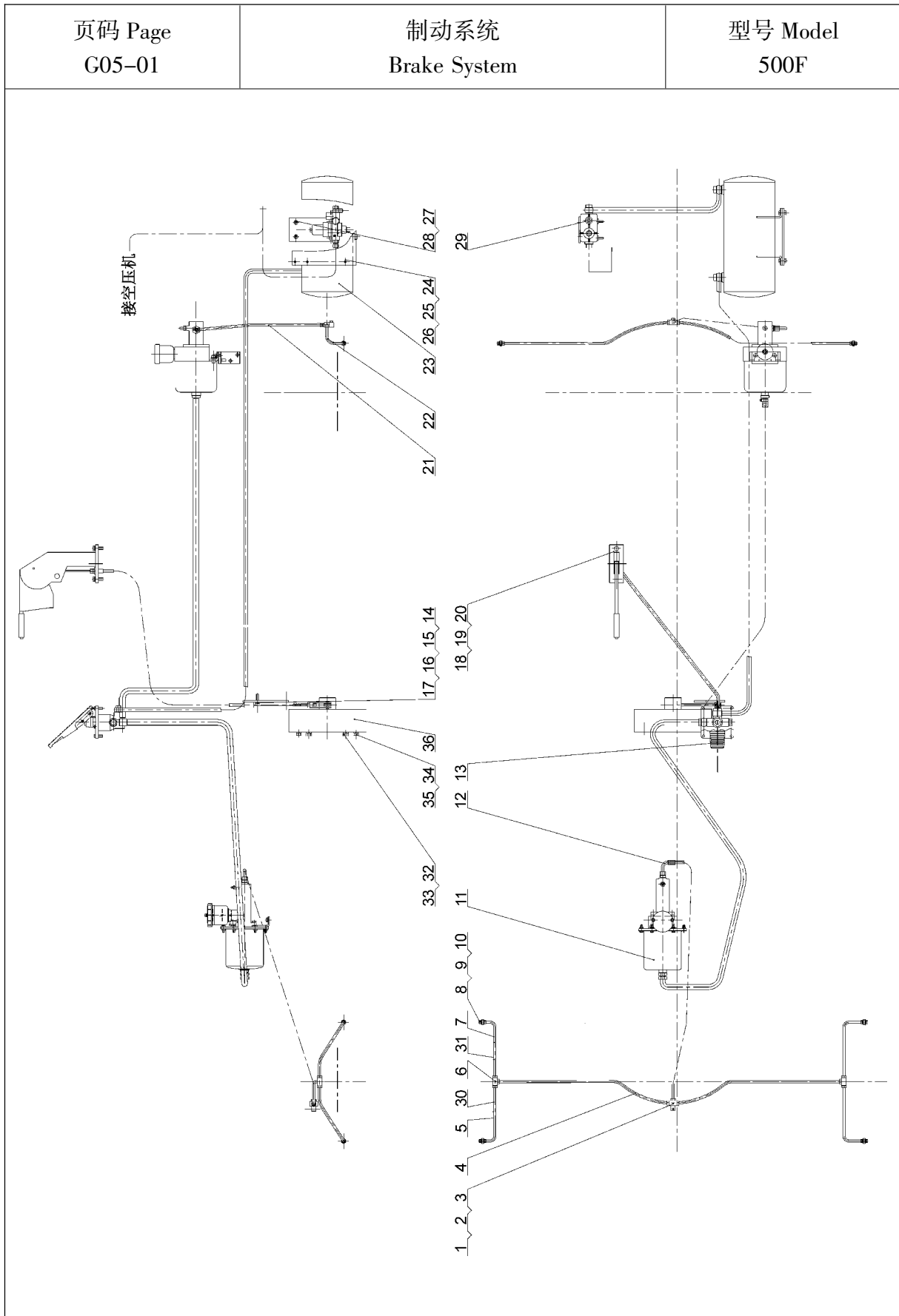
型号 Model 500F		夹钳工作装置(252100691) Clamp Working Device		页码 Page G04-16	
序号 No.	零件代号 Part No.	名 称 Part Description		数量 Q'ty	备 注 Remark
1	250400396	上钳体(右)	Upper Clamp (Right)	1	
2	252100692	下钳体	Lower Clamp	1	
3	250400387	上钳体(左)	Upper Clamp (Left)	1	
4	252101972	铰接销	Articulation Pin	2	
5	805300011	垫圈 16	Washer	4	GB/T93-1987
	805300013	垫圈 16	Washer	4	GB/T97.1-1987
6	805000022	螺栓 M16×25	Bolt	4	GB/T5783-2000
7	801100336	油杯 M10×1	Grease Cup	2	JB/T7940.1-1995
8	803004051	油缸	Cylinder	2	HSGK*100/55BE-EC
9	252101966	油缸上销轴	Cylinder Upper Pin Shaft	2	
10	805000715	螺栓 M12×25	Bolt	2	GB/T5783-2000
	805300018	垫圈 12	Washer	2	GB/T93-1987
	805300113	垫圈 12	Washer	2	GB/T96.1-1987
11	250300219	油缸下销轴	Cylinder Lower Pin Shaft	2	
12	252101970	螺栓	Bolt	4	
13	805301414	垫圈 22	Washer	8	Q/SC1294-2000
14	252101210	钢管	Steel Tube	2	
15	252101212	软管总成	Hose Assy.	2	
16	805000089	螺栓 M8×35	Bolt	4	GB/T5783-2000
17	805300010	垫圈 8	Washer	5	GB/T93-1987
18	805300069	垫圈 8	Washer	5	GB/T97.1-1985
19	252101424	三通块	Three-Way Block	2	
20	805200045	螺母 M8	Nut	5	GB/T6170-2000
21	805000020	螺栓 M8×30	Bolt	1	GB/T5783-2000
22	250400383	管夹	Tube Clamp	1	



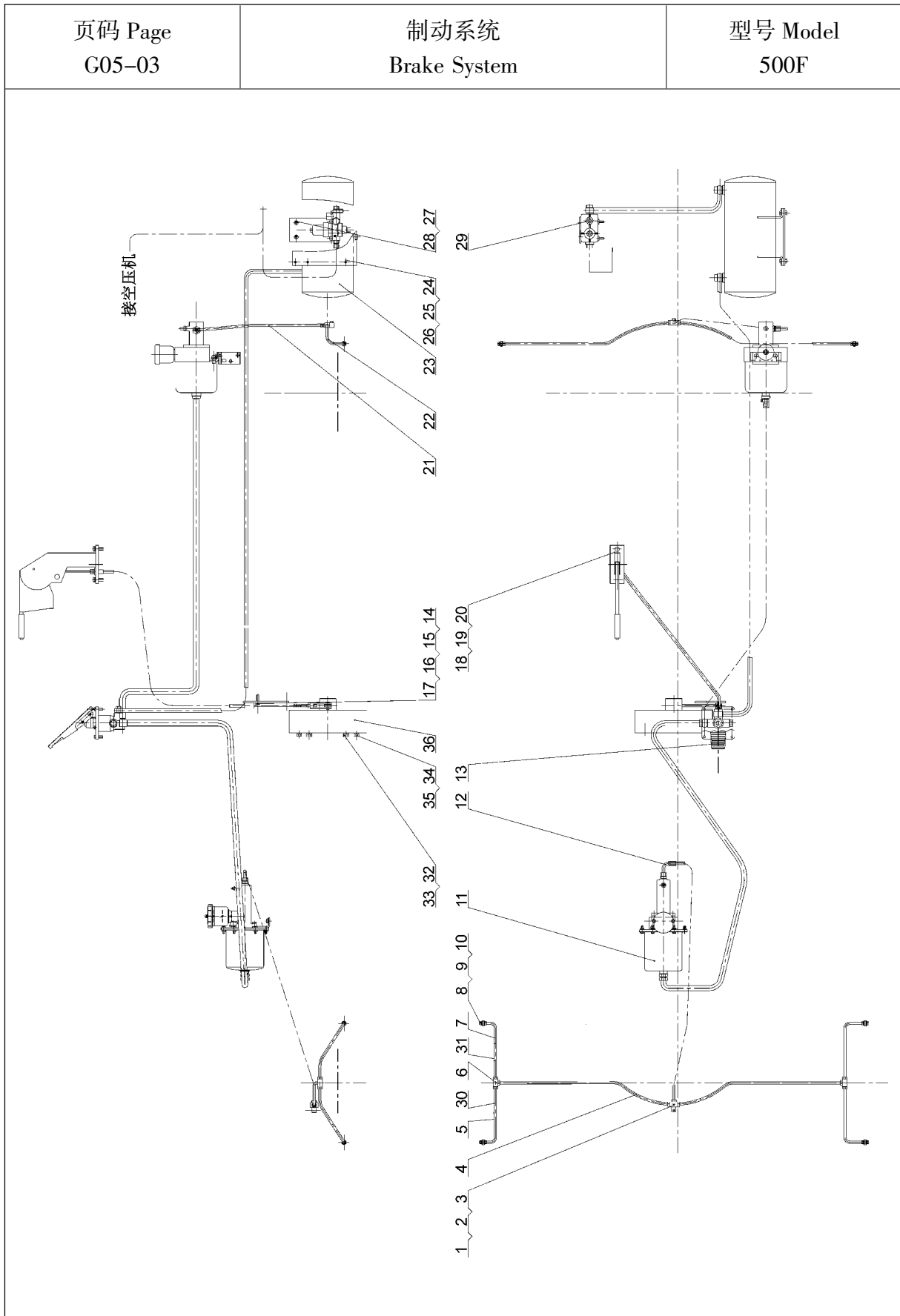
型号 Model 500F		夹钳工作装置(252100691) Clamp Working Device		页码 Page G04-18	
序号 No.	零件代号 Part No.	名 称 Part Description		数量 Q'ty	备 注 Remark
23	252101211	软管总成	Hose Assy.	2	
24	252101209	钢管	Steel Tube	2	
25	252101041	胶管总成	Hose Assy.	1	
26	805002287	接头	Joint	2	I18LM22×1.5ED
27	252101043	回转接头	Rotary Joint	2	
28	252100660	钢管	Steel Tube	2	
29	805301417	垫圈 30	Washer	2	Q/SC1294-2000
30	252101042	软管总成	Hose Assy.	1	
31	805400001	挡圈 25	Snap Ring	2	GB894.1-86
32	250100606	垫圈	Washer	2	
33	252101044	接头座	Washer Joint	2	
34	803164127	O 形密封圈 25.8×3.55	O-Ring Sealing	4	GB3452.1-1992
35	250100605	回转接头体	Rotary Joint	2	
36	801100117	O 形密封圈 18×2.65	O-Ring Sealing	2	GB3452.1-1992

5. 制动系统

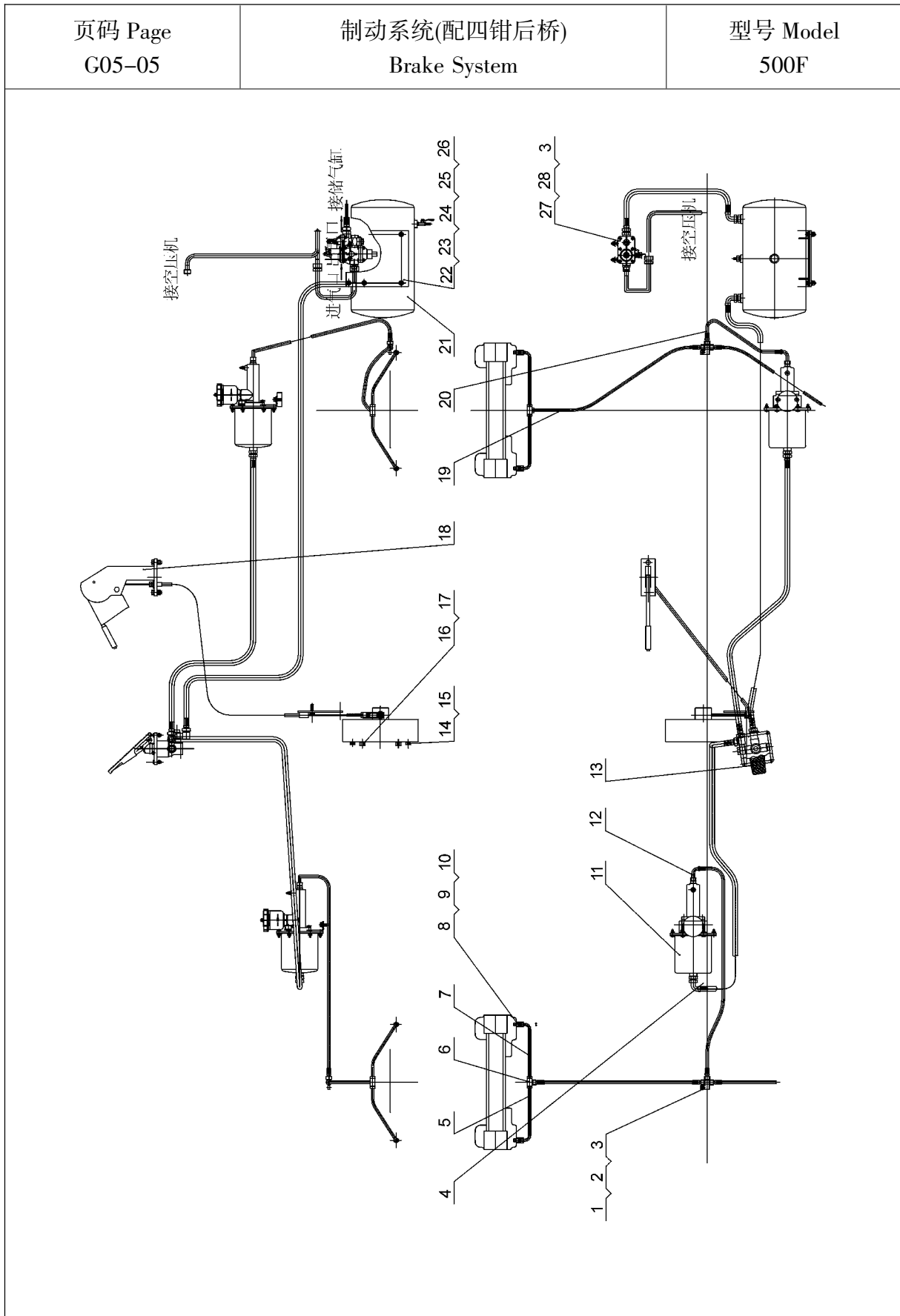
Brake System



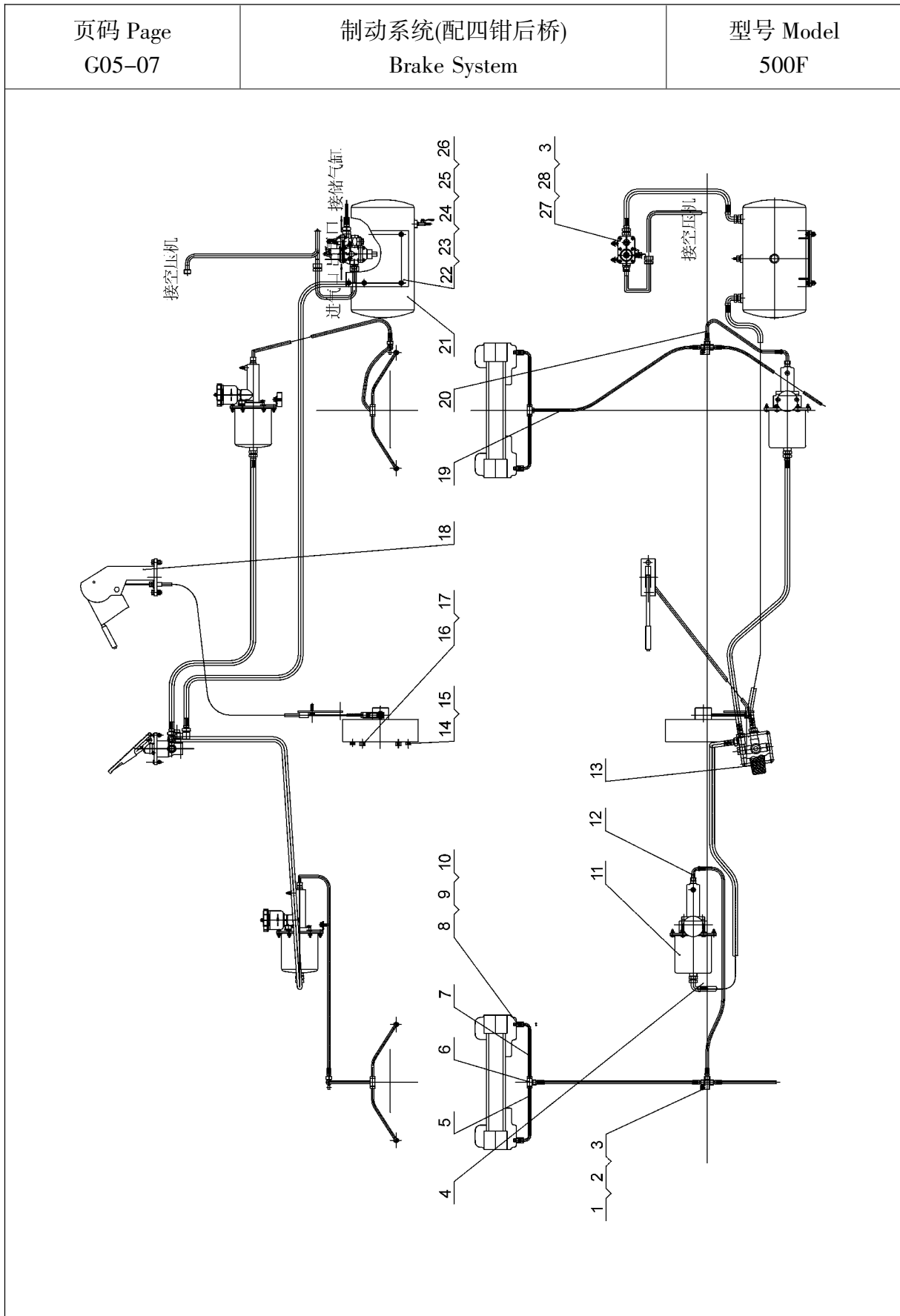
型号 Model 500F		制动系统 Brake System		页码 Page G05-02	
序号 No.	零件代号 Part No.	名 称 Part Description		数量 Q'ty	备 注 Remark
1	252900347	三通接头	Joint	2	
2	805000018	螺栓 M8×20	Bolt	6	GB/T5783-2000
3	805300010	垫圈 8	Washer	9	GB/T93-1987
4	251800719	前桥油管	Pipe	2	
5	251800280	制动锚油管 I	Pipe	2	
6	251800279	接头体	Joint	2	
7	251800281	制动锚油管 II	Pipe	2	
8	251800287	管接头	Joint	6	
9	805301418	垫圈 12	Seal Washer	6	Q/SC1294-2000
10	803164132	O 形密封圈 6×1.8	O-Ring	18	GB/T3452.1-1992
11	251804668	加力泵组	Energizing Cylinder	1	
12	251804670	前加力缸油管	Oil Pipe	1	
13	251801328	制动控制器	Brake Governor	1	
14	250200236	固定支座	Base	1	
15	805000029	螺栓 M10×40	Bolt	2	GB/T5783-2000
16	805300014	垫圈 10	Washer	8	GB/T93-1987
17	805300017	垫圈 10	Washer	8	GB/T97.1-2002
18	251801161	手制动控制器	Parking Brake Governor	1	
19	805000089	螺栓 M8×35	Bolt	3	GB/T5783-2000
20	805300069	垫圈 8	Washer	3	GB/T97.1-2002
21	252900335	后桥制动油管	Hose	1	
22	251804327	后桥油管	Oil Pipe	2	
23	251804772	储气缸	Air Reservoir	1	
24	250200401	固定支架	Bracket	1	
25	805000043	螺栓 M10×30	Bolt	6	GB/T5782-2000



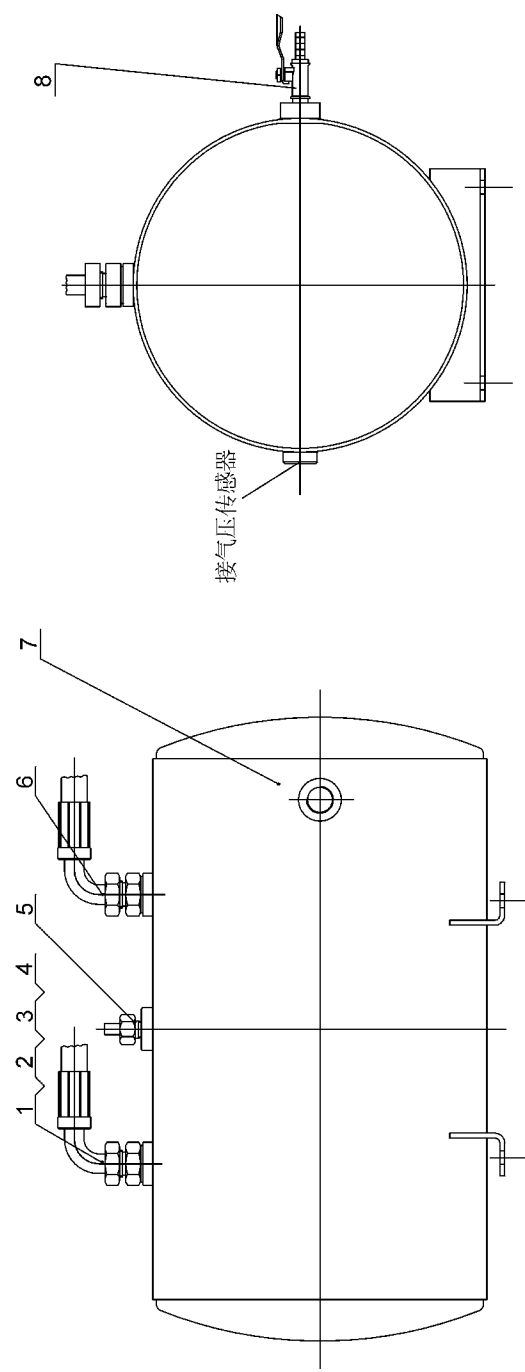
型号 Model 500F		制动系统 Brake System		页码 Page G05-04	
序号 No.	零件代号 Part No.	名 称 Part Description		数量 Q'ty	备 注 Remark
26	805200048	螺母 M10	Nut	4	GB/T6170-2000
27	250200400	固定支架	Bracket	2	
28	805200045	螺母 M8	Nut	18	GB/T6170-2000
29	803004037	组合阀	Multifunction Valve	1	
30	251800285	制动锚油管 I	Oil Pipe	6	配美驰桥
31	251800286	制动锚油管 II	Oil Pipe	6	配美驰桥
32	250200575	联接螺钉	Screw	1	
33	805300033	垫圈 14	Washer	1	GB/T93-1987
34	805002140	螺栓 M12×1.25×30	Bolt	1	GB/T5786-2000
35	805300018	垫圈 12	Washer	4	GB/T93-1987
36	250200519	制动器	Parking Brake	2	101202,101211



型号 Model 500F		制动系统(配四钳后桥) Brake System		页码 Page G05-06	
序号 No.	零件代号 Part No.	名 称 Part Description		数量 Q'ty	备 注 Remark
1	252900347	三通接头	Joint	2	
2	805000018	螺栓 M8×20	Bolt	2	GB/T5783-2000
3	805301283	垫圈 8	Washer	6	GB/T93-1987
4	251800719	前桥油管	Pipe	2	
5	251800280	制动钳油管 I	Pipe	4	
6	251800279	接头体	Joint	4	
7	251800281	制动钳油管 II	Pipe	4	
8	251800287	接头	Joint	8	
9	805301418	垫圈 12	Seal Washer	8	Q/SC1294-2000
10	803164132	O 型圈 6×1.8	O-Ring	26	GB/T 3452.1-1992
11	251804908	加力泵组 (四钳后桥)	Energizing Cylinder	1	
12	251804670	前加力油管	Hose	1	
13	251801328	制动控制器	Brake Governor	1	
14	805002140	螺栓 M12×1.25×30	Bolt	8	GB/T 5786-2000
15	805301285	垫圈 12	Washer	8	GB/T93-1987
16	250200575	联接螺钉	Bolt	6	
17	805301295	垫圈 14	Washer	6	GB/T93-1987
18		手制动总成	Parking Brake	1	
19	251804906	后桥刹车软管	Hose	2	
20	252900335	后桥制动油管	Hose	1	
21	251804772	储气缸	Air Reservoir	1	
22	250200401	固定支座	Support	1	
23	805000043	螺栓 M10×30	Bolt	6	GB/T5783-2000
24	805300014	垫圈 10	Washer	6	GB/T93-1987
25	805300017	垫圈 10	Washer	6	GB/T97.1-2002



型号 Model 500F		制动系统(配四钳后桥) Brake System		页码 Page G05-08	
序号 No.	零件代号 Part No.	名 称 Part Description		数量 Q'ty	备 注 Remark
26	805200048	螺母 M10	Nut	6	GB/T6170-2000
27	803004037	油水分离器组合阀 SH380A-3511010	Multifunction Valve	1	
28	805300117	垫圈 8	Washer	3	GB/T96.1-2002

页码 Page G05-09	储气筒(251804772) Air Reservoir Assembly	型号 Model 500F
 <p>The diagram illustrates the Air Reservoir Assembly (251804772) in two views: a top view and a side view. The top view shows a circular reservoir with a central vertical axis and a horizontal axis. A pressure sensor is mounted at the bottom center, labeled '接气压传感器'. Callout 8 points to a fitting at the top. The side view shows a vertical cylindrical reservoir with a hemispherical top and bottom. Callouts 1 through 7 identify various fittings and components on the left side. Callout 7 points to a circular feature on the top surface.</p>		

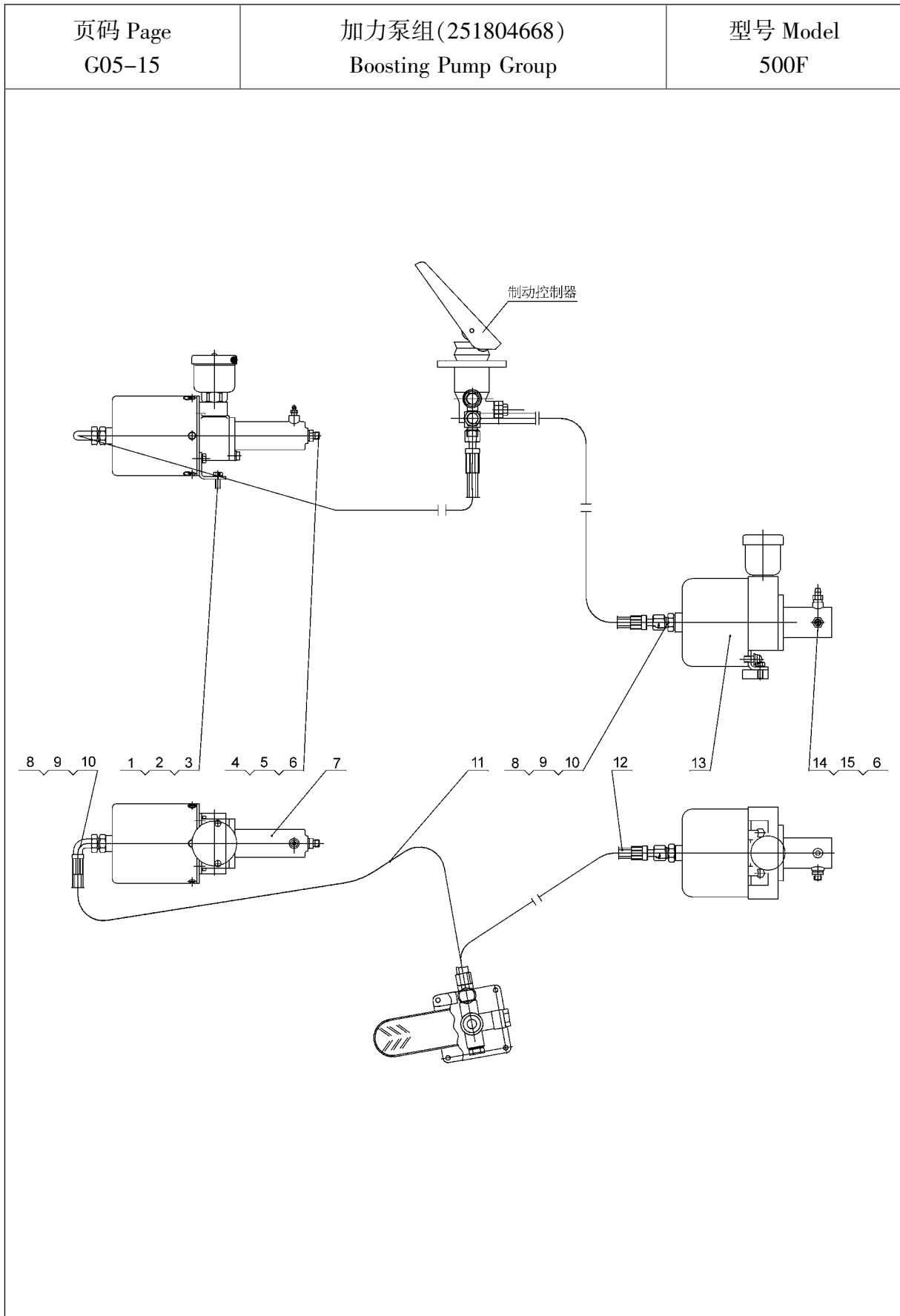
型号 Model 500F		储气筒(251804772) Air Reservoir Assembly		页码 Page G05-10	
序号 No.	零件代号 Part No.	名 称 Part Description		数量 Q'ty	备 注 Remark
1	251804773	储气缸进气管	Air Pipe	1	
2	251800289	接头	Joint	2	
3	803164131	O 形圈 10.6×1.8	O-Ring	2	GB/T3452.1-1992
4	805301414	垫圈 22	Washer	2	Q/SC1294-2000
5	803004050	安全阀	Relief Valve	1	
6	251804774	储气缸出气管	Air Pipe	1	
7	250200681	储气缸	Air Reservoir	1	
8	252101539	手动放水阀	Water Valve	1	

页码 Page G05-11	制动控制器(251801328) Service Brake Controller	型号 Model 500F

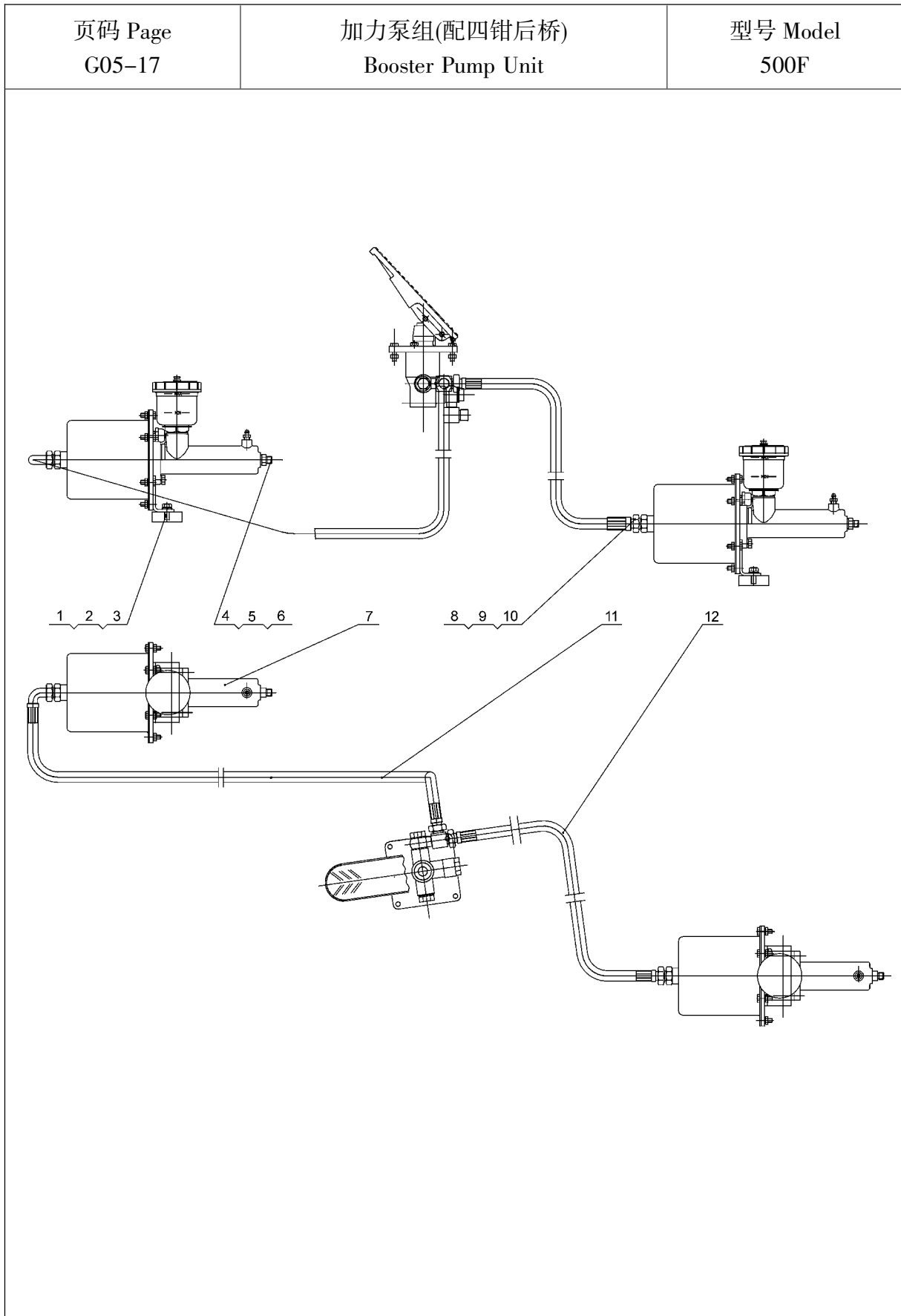
型号 Model 500F		制动控制器(251801328) Service Brake Controller		页码 Page G05-12	
序号 No.	零件代号 Part No.	名 称 Part Description		数量 Q'ty	备 注 Remark
1	800901158	气制动阀总成	Brake Valve Assy.	1	
2	805301414	组合垫圈 22	Compound Washer	5	Q/SC1294-2000
3	251800298	接头	Joint	1	
4	269900183	螺栓	Bolt	2	
5	251800290	三通接头	Three-Way Joint	1	
6	805300117	垫圈 8	Washer	4	GB/T96.1-2002
7	805000020	螺栓 M8×30	Bolt	4	GB/T5783-2000
8	805300010	垫圈 8	Washer	4	GB/T93-1987
9	250300252	直通接头	Joint	1	
10	803164131	O 形圈 10.6×1.8	O-Ring	3	GB/T3452.1-1992

页码 Page G05-13	手制动总成 Parking Brake Assembly	型号 Model 500F

型号 Model 500F		手制动总成 Parking Brake Assembly		页码 Page G05-14	
序号 No.	零件代号 Part No.	名 称 Part Description		数量 Q'ty	备 注 Remark
1	250200519	制动器	Parking Brake	1	101202 101211
2	805600001	开口销 3.2×16	Cotter Pin	1	GB/T91-2000
3	805300017	垫圈 10	Washer	3	GB/T97.1-2002
4		叉接头 M10	Joint	1	手制动控制器带 parking brake controller belt
5	805200065	螺母 M10	Nut	1	GB/T6172-2000
6	250200236	软轴支承	Flexible Shaft	1	
7	860104113	操纵软轴	Flexible Shaft	1	手制动控制器带 parking brake controller belt
8	805200116	螺母 M16	Nut	2	GB/T6172-2000
9	251800276	手制动控制器	Parking Brake Controller	1	
10	805301284	垫圈 10	Washer	4	GB/T93-1987
11	805000029	螺栓 M10×40	Bolt	4	GB/T5783-2000
12	805600368	销轴 B10×35	Pin Shaft	1	GB/T882-1986



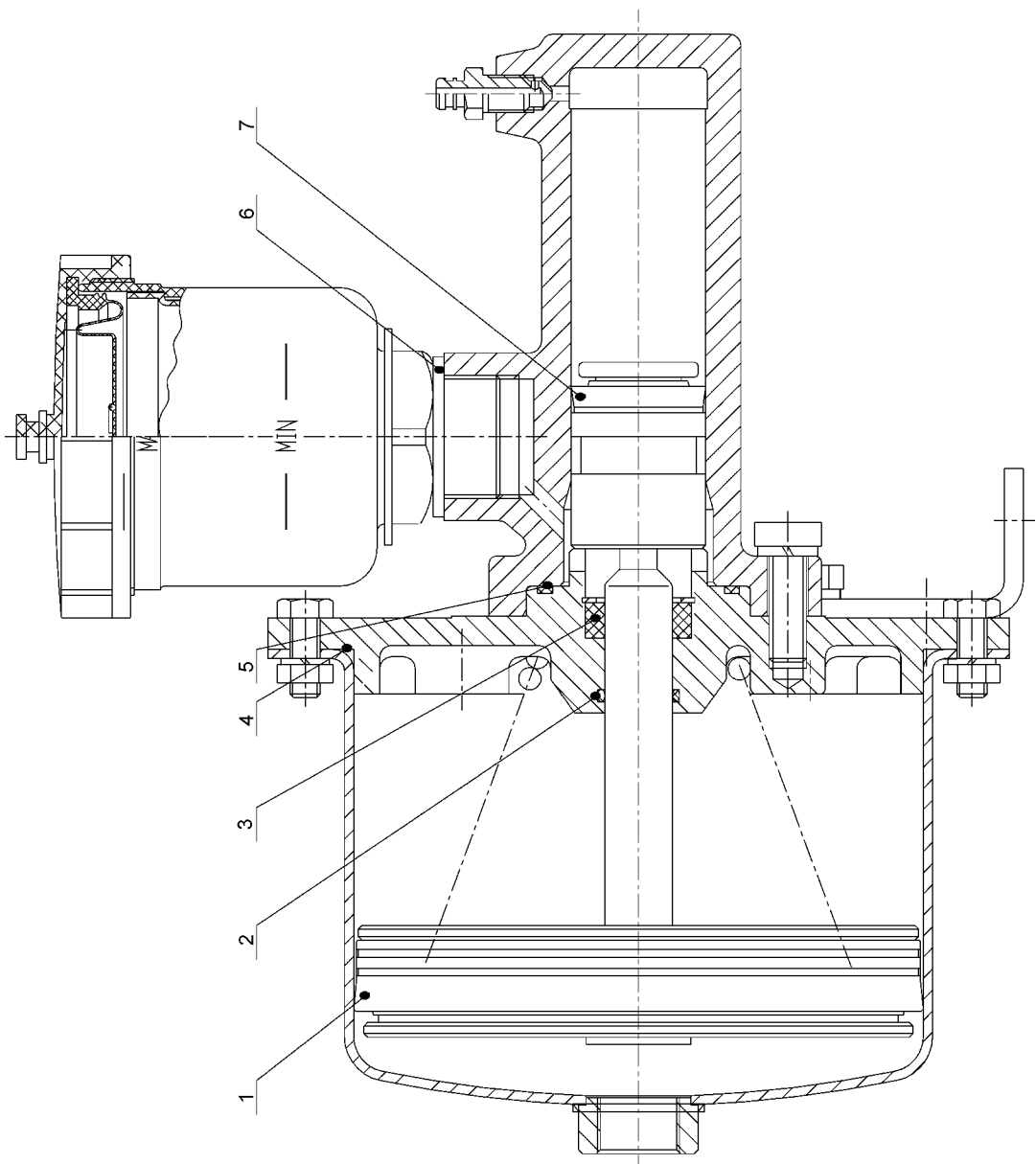
型号 Model 500F		加力泵组(251804668) Boosting Pump Group		页码 Page G05-16	
序号 No.	零件代号 Part No.	名 称 Part Description		数量 Q'ty	备 注 Remark
1	805000727	螺栓 M10×25	Bolt	4	GB/T5783-2000
2	805301284	垫圈 10	Washer	4	GB/T93-1987
3	805300017	垫圈 10	Washer	4	GB/T97.1-2002
4	252900348	接头	Joint	1	
5	805301410	垫圈 14	Seal Washer	1	Q/SC1294-2000
6	803164132	O 形密封圈 6×1.8	O-Ring	2	GB/T3452.1-1992
7	800901159	空气加力泵 XZ50K-3510002	Energizing Cylinder	1	前桥用
8	251800289	接头	Joint	2	
9	805301414	垫圈 22	Seal Washer	2	Q/SC1294-2000
10	803164131	O 形圈 10.6×1.8	O-Ring	2	GB/T3452.1-1992
11	251804669	前加力缸气管	Air Pipe	1	
12	251800721	气管	Air Pipe	1	
13	800901152	加力泵总成 XM-60C	Energizing Cylinder	1	后桥用
14	251800287	接头	Joint	1	
15	805301418	垫圈 12	Seal Washer	1	Q/SC1294-2000



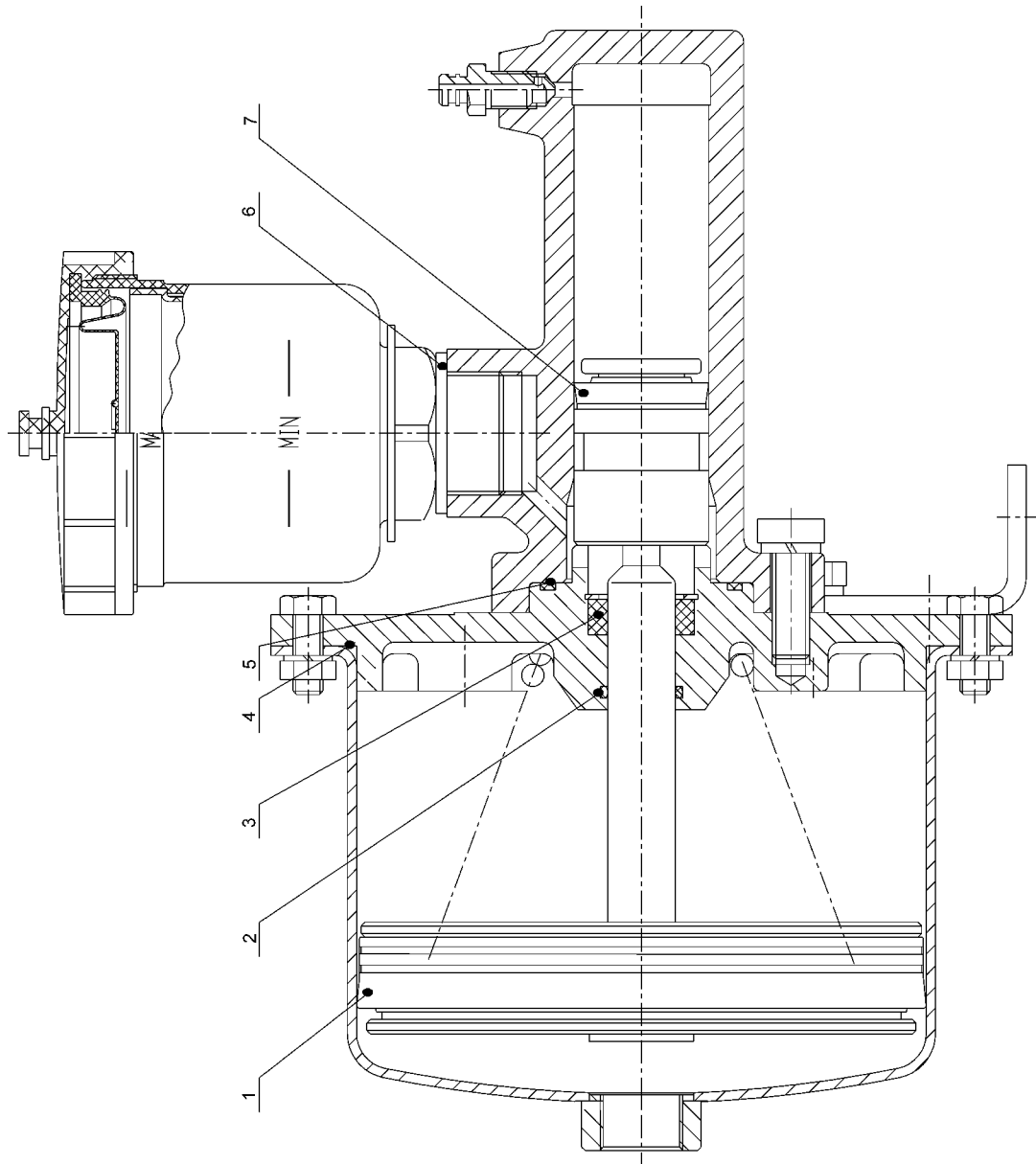
型号 Model 500F		加力泵组(配四钳后桥) Booster Pump Unit		页码 Page G05-18	
序号 No.	零件代号 Part No.	名 称 Part Description		数量 Q'ty	备 注 Remark
1	805000727	螺栓 M10×25	Bolt	4	GB/T5783-2000
2	805300014	垫圈 10	Washer	4	GB/T93-1987
3	805300017	垫圈 10	Washer	4	GB/T97.1-2002
4	252900348	接头	Joint	2	
5	805301410	组合垫圈 14	Seal Washer	2	JB/T 982-1977
6	803164132	O 型密封圈 6×1.8	O-Ring	2	GB3452.1-92
7	800901159	空气加力泵 XZ50K-3510002	Energizing Cylinder	2	
8	251800289	接头	Joint	2	
9	805301414	组合垫圈 22	Seal Washer	2	JB/T 982-1977
10	803164131	O 形圈 10.6×1.8	O-Ring	2	GB/T 3452.1-1992
11	251804669	前加力缸气管	Air Pipe	1	
12	251800721	气管	Air Pipe	1	

页码 Page G05-19	油水分离器组合阀修理包(860110632) Oil-Water Separator Valve Unit Repair Kit	型号 Model 500F

型号 Model 500F		油水分离器组合阀修理包(860110632) Oil-Water Separator Valve Unit Repair Kit		页码 Page G05-20	
序号 No.	零件代号 Part No.	名 称 Part Description		数量 Q'ty	备 注 Remark
1		放水阀门	Draining Port	1	SH380A-3511038
2		O形密封圈	O-Ring Sealing	1	SH380A-3511061
3		O形密封圈	O-Ring Sealing	1	SH380A-3511071
4		膜片	Diaphragm	1	SH380A-3511078
5		安全阀	Safety Valve	1	150-3511050

页码 Page G05-21	空气加力泵 XZ50K-3510002 修理包 (860117735) Air Booster Pump Repair Kit	型号 Model 500F
		

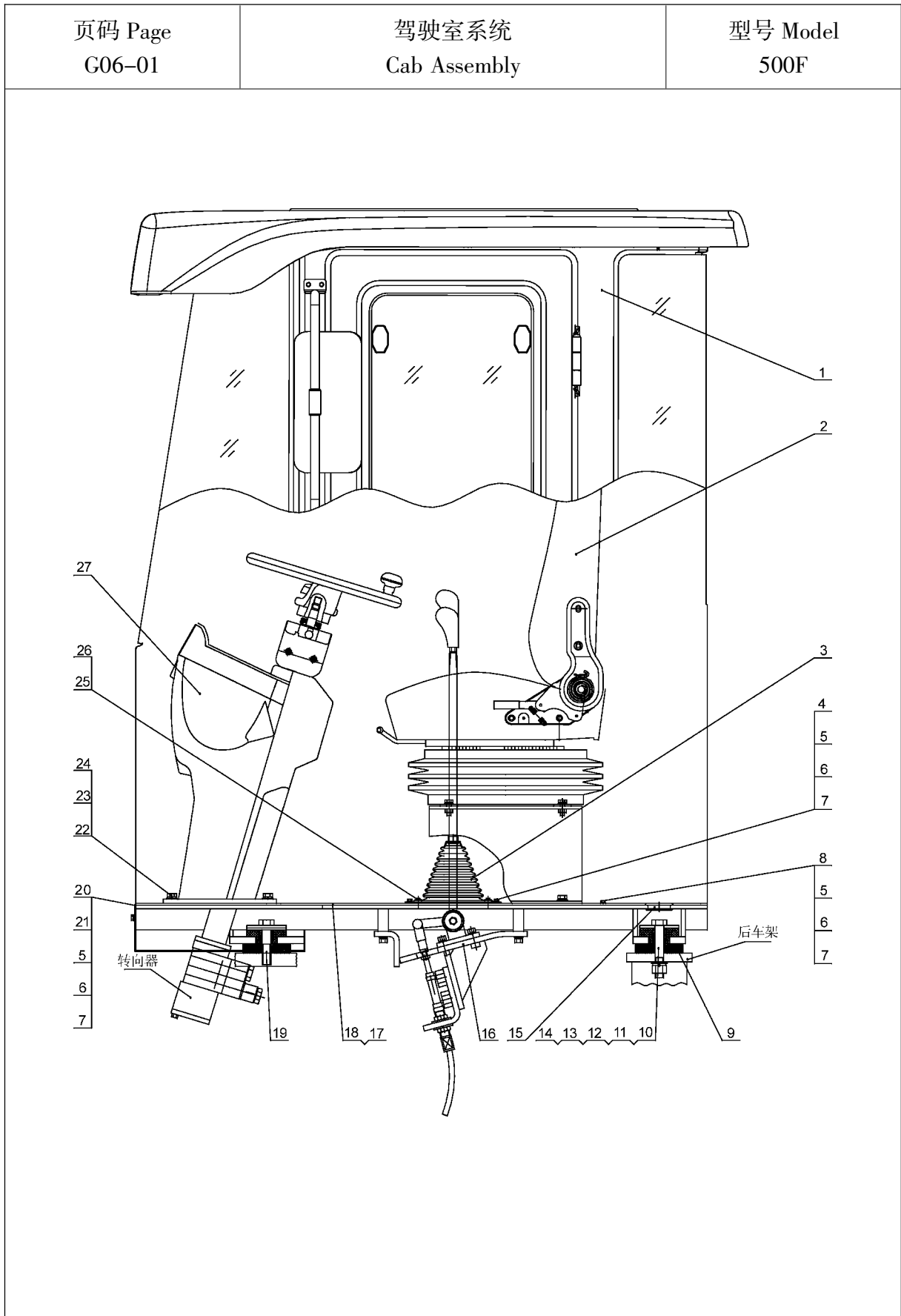
型号 Model 500F		空气加力泵 XZ50K-3510002 修理包 (860117735) Air Booster Pump Repair Kit		页码 Page G05-22	
序号 No.	零件代号 Part No.	名 称 Part Description		数量 Q'ty	备 注 Remark
1		活塞皮圈	Piston Ring	1	SL409-3510023
2		O 形密封圈	O-Ring Sealing	1	GB/T3452.1-1992
3		中心密封圈	Center Seal Ring	1	ZL20A-3510031
4		O 形密封圈	O-Ring Sealing	1	SL409-3510033
5		O 形密封圈	O-Ring Sealing	1	ZL20A-3510034
6		矩形圈	Rectangle Ring	1	XZ60B-3510025
7		液压皮圈	Hydraulic Ring	1	SL409-3510052

页码 Page G05-23	加力泵总成 XM-60C 修理包 (860110627) Booster Pump Repair Kit	型号 Model 500F
		

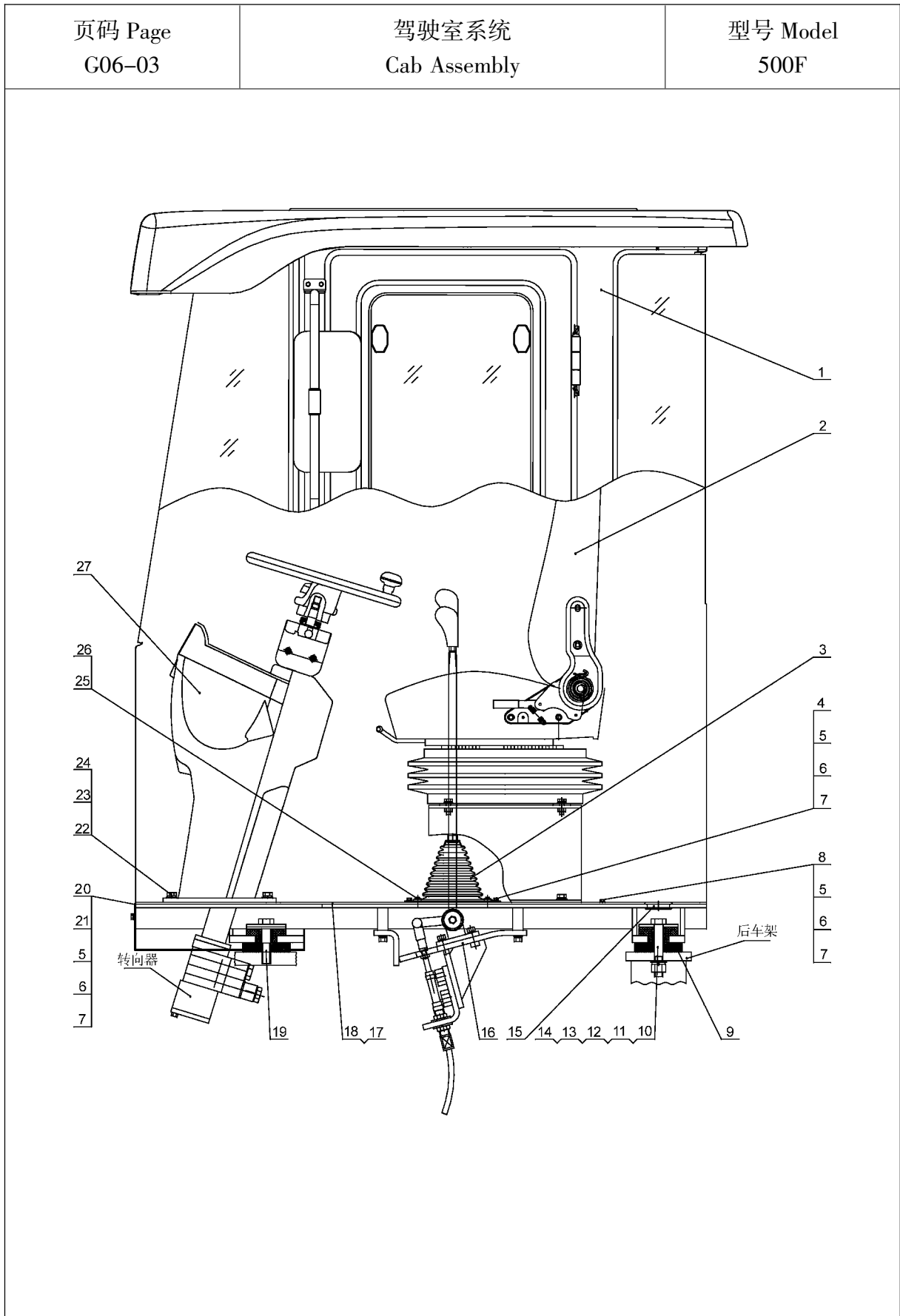
型号 Model 500F		加力泵总成 XM-60C 修理包(860110627) Booster Pump Repair Kit		页码 Page G05-24	
序号 No.	零件代号 Part No.	名 称 Part Description		数量 Q'ty	备 注 Remark
1		活塞皮圈	Piston Ring	1	SL409-3510023
2		O 形密封圈	O-Ring Sealing	1	GB/T3452.1-1992
3		中心密封圈	Center Seal Ring	1	ZL20A-3510031
4		O 形密封圈	O-Ring Sealing	1	SL409-3510033
5		O 形密封圈	O-Ring Sealing	1	ZL20A-3510034
6		矩形圈	Rectangle Ring	1	XZ60B-3510025
7		液压皮圈	Hydraulic Ring	1	SL409-3510052

6.操纵与驾驶室

Controls and Cab



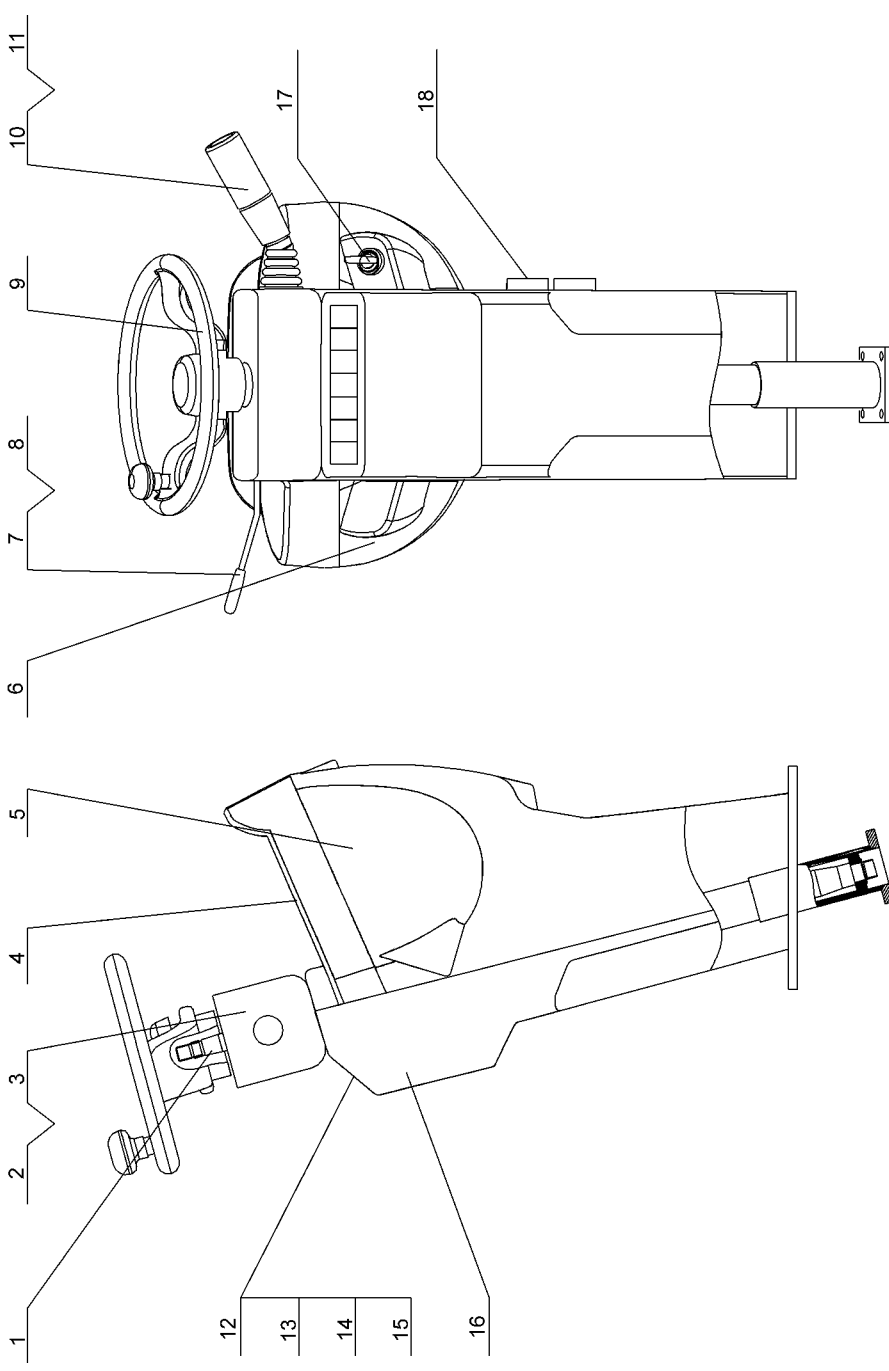
型号 Model 500F		驾驶室系统 Cab Assembly		页码 Page G06-02	
序号 No.	零件代号 Part No.	名 称 Part Description		数量 Q'ty	备 注 Remark
1	251804430	驾驶室总成 (两联+暖风+全包)	Cab Assembly	1	
	251804433	驾驶室总成 (两联+空调+全包)	Cab Assembly	1	
	251804468	驾驶室总成 (三联+暖风+全包)	Cab Assembly	1	
	251804469	驾驶室总成 (三联+空调+全包)	Cab Assembly	1	
2	801902762	座椅	Seat	1	XGZY01-III
	801902758	座椅	Seat	1	XGZY01-IV 配空调 With air
3	251800359	橡胶套	Rubber Sleeve	2	
4	251800585	两联操纵盖板	Control Plate (Two)		配暖风 with heating system
	251800578	三联操纵盖板	Control Plate (Three)		
5	805000018	螺栓 M8×20	Bolt	14	GB/T5783-2000
6	805300010	垫圈 8	Washer	15	GB/T93-1987
7	805300069	垫圈 8	Washer	15	GB/T97.1-2002
8	251800660	座椅安装板	Seat Installation Board		配暖风 with heating system
	251800579	座椅安装板	Seat Installation Board		配空调 with air conditioner
9	251800158	减震器组	Shock Absorber Unit	4	
10	805001906	螺栓 M20×120	Bolt	2	GB/T5782-2000
11	805300023	垫圈 20	Washer	4	GB/T93-1987
12	805301323	垫圈 20	Washer	4	GB/T96.2-2002
13	805201518	螺母 M20	Nut	2	GB/T6182-2000
14	251800586	压板	Plate	4	
15	801938261	地板密封垫	Windtight Shim	4	
16	251804768	操纵杆系	Control Lever (Two)	1	



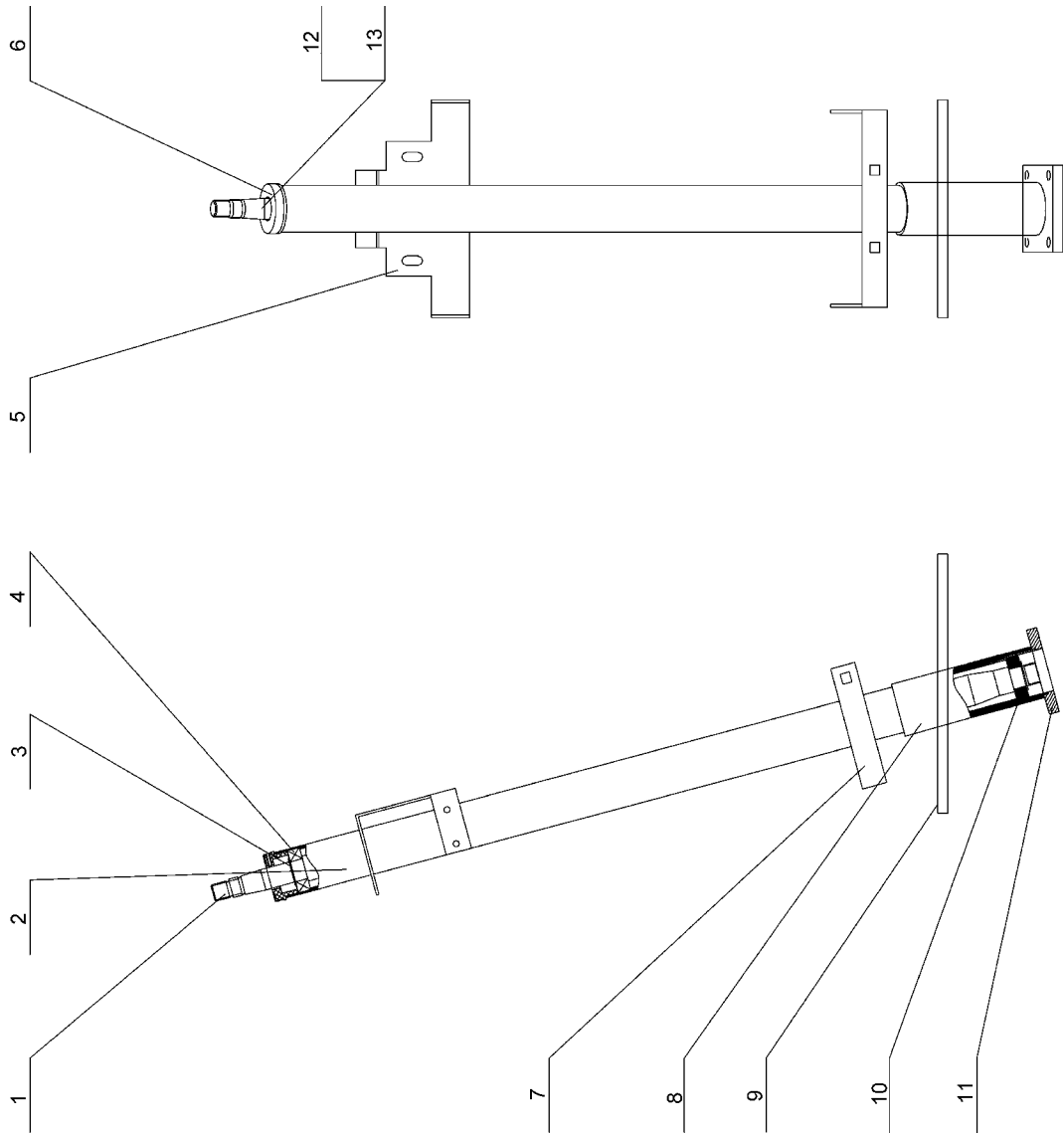
型号 Model 500F		驾驶室系统 Cab Assembly		页码 Page G06-04	
序号 No.	零件代号 Part No.	名 称 Part Description		数量 Q'ty	备 注 Remark
18	251801217	三联操纵杆系	Control Lever	1	选装 optional
19	251800870	底板橡胶(二联)	Rubber Cushion	1	配空调 with air conditioner
	251800868	底板橡胶	Rubber Cushion	1	
	251800869	底板橡胶	Rubber Cushion	1	配三联+暖风 with heating system
20	251800726	减震垫	Shock Absorber	1	
21	805000374	螺栓 M20×90	Bolt	2	GB/T5782-2000
22	805000048	螺栓 M12×35	Bolt	8	GB/T5783-2000
23	805300020	垫圈 12	Washer	8	GB/T97.1-2002
24	805301285	垫圈 12	Washer	8	GB/T93-1987
25	805100056	螺钉 M5×12	Screw	4	GB/T67-2000
26	805300183	垫圈 5	Washer	4	GB/T96.1-2002
27	251804794	仪表箱	Instrument Panel	1	
28	251804310	前围板	Dash Panel	1	
29	805000058	螺栓 M8×60	Bolt	1	GB/T5783-2000

页码 Page G06-05	驾驶室附件 Cab Accessory	型号 Model 500F

型号 Model 500F		驾驶室附件 Cab Accessory		页码 Page G06-06	
序号 No.	零件代号 Part No.	名 称 Part Description		数量 Q'ty	备 注 Remark
1	251801141	车门玻璃锁止器	Glass Door Lock	4	
2	251801224	左门玻璃	Door Glass (L)	1	
3	251801225	右门玻璃	Door Glass (R)	1	
4	251800530	后玻璃	Rear Windshield	1	
5	251800531	右后玻璃	Rear Windshield (R)	1	
6	251800532	左后玻璃	Rear Windshield (L)	1	
7	253000128	减振块总成	Shock Absorber	2	
8	800302273	锁盖	Lock Hoop	2	510D 锁盖 lock hoop
9	800101440	碰锁	Spring Lock	2	NBS510D
10	801503840	门锁(合金把手)	Lock (Alloy Handle)	2	502A
11	802101246	雨刮器	Rain Wiper	1	ZD2430D
12	801902760	后视镜	Rear Mirror	2	XGHJ410X190-W
13	251800483	右前玻璃	Front Windshield (R)	1	
14	251800528	前挡风玻璃	Front Windshield	1	
15	251800533	右前下玻璃	Front Lower Windshield (R)	1	
16	251800534	左前下玻璃	Front Lower Windshield (L)	1	
17	251800529	左前玻璃	Front Windshield (L)	1	
18	251800475	左门铰链组件	Gemel	2	
19	251804366	JT-18A 车门密封条	Wmdtight Bar	2	
20	251804799	驾驶室焊接总成	Cab Seal Assembly	1	
21	251804308	地板组件(二联)	Floor Subassembly(twain)	1	
	251804467	地板组件(三联)	Floor Subassembly(three)	1	
22	251800726	减震垫	Damping Cushion	1	
23	251800857	驾驶室全包内饰	Cab full inner adorn	1	
24	801905362	密封垫	Airproof Cushion	2	

<p>页码 Page G06-07</p>	<p>仪表箱总成 (251804794) Instrument Box</p>	<p>型号 Model 500F</p>
		

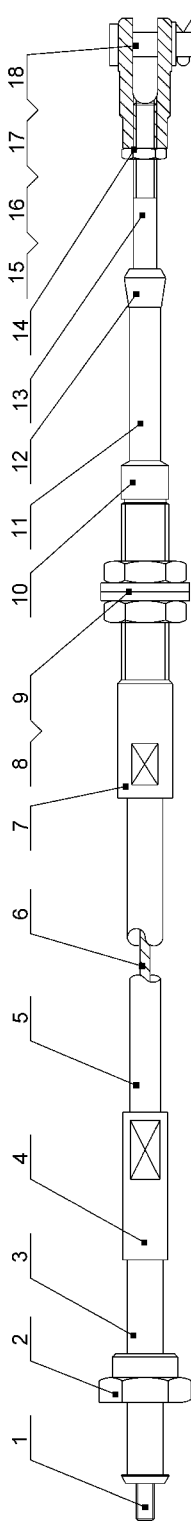
型号 Model 500F		仪表箱总成 (251804794) Instrument Box		页码 Page G06-08	
序号 No.	零件代号 Part No.	名 称 Part Description		数量 Q'ty	备 注 Remark
1		方向机	Steering Machine	1	010601348
2		操纵开关控制盒	Switch Control Box	1	010601129
3		档位标识	Gear Mark	1	010603245
4		上壳体仪表总成	Upper Instrument Box	1	03010101901
5		装载机右壳体	Loader Housing (R)	1	030101022
6		装载机左壳体	Loader Housing (L)	1	030101021
7		500F 软轴 LJ134×1950	Flexible Shaft	1	010602591
8	860113647	软轴控制器	Flexible Shaft Controller		洛阳黄河软轴
9	860114369	方向盘(Φ380)	Steering Wheel	1	010601865
10		组合开关固定架组件	Switch Unit Bracket	1	010601839
11		转向开关	Steering Switch	1	040101044057
12		前大灯开关	Front Lamp Switch	1	010602657
13		仪表照明开关	Gauge Illumination Switch	1	010602659
14		暖风开关	Heating Mode Switch	1	010602662
15		切断开关	Cut-Off Switch	1	010603023
16		后复板	Rear Plank	1	03010101801
17	803604500	钥匙开关	Key Switch	1	010601797
18	803701688	保险丝盒	Fuse Box	2	010601871

页码 Page G06-09	方向机(010601348) Steering Machine	型号 Model 500F
 <p>The diagram shows a steering machine assembly with the following numbered callouts:</p> <ul style="list-style-type: none"> 1: Points to the main shaft assembly. 2: Points to a component on the main shaft. 3: Points to a component on the main shaft. 4: Points to a component on the main shaft. 5: Points to the main shaft. 6: Points to a component on the main shaft. 7: Points to a component on the steering arm. 8: Points to a component on the steering arm. 9: Points to a component on the steering arm. 10: Points to a component on the steering arm. 11: Points to a component on the steering arm. 12: Points to a component on the main shaft. 13: Points to a component on the main shaft. 		

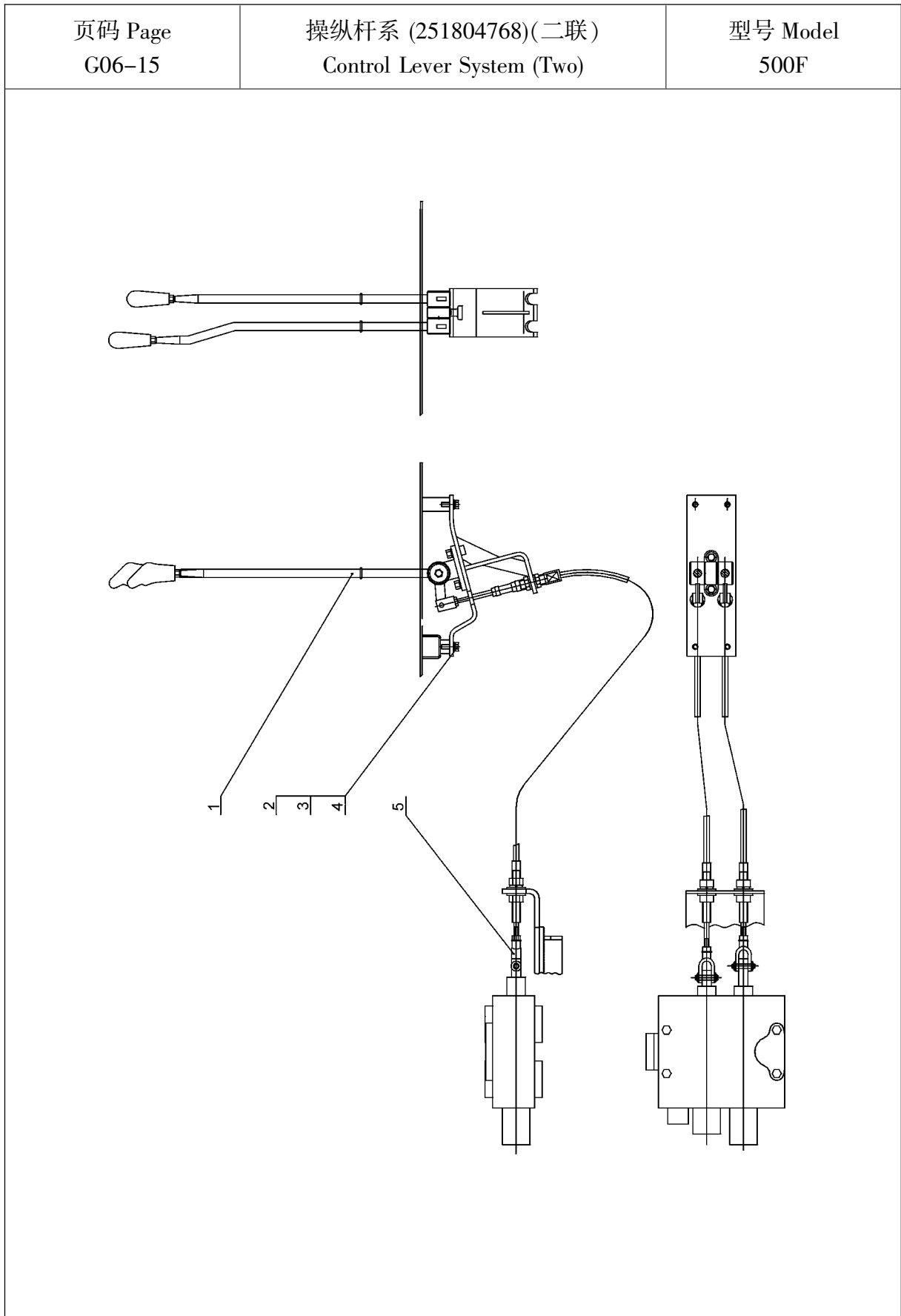
型号 Model 500F		方向机(010601348) Steering Machine		页码 Page G06-10	
序号 No.	零件代号 Part No.	名 称 Part Description		数量 Q'ty	备 注 Remark
1		主轴	Main Shaft	1	LW500F(II)10.2-01-01
2		内套管	Inner Sleeve Pipe	1	LW500F(II)10.2-01-02
3		轴用挡圈 20	External Snap Ring	1	GB/T894.1-1986
4		轴承	Bearing	1	GB/T276-1994
5		上壳体固定架	Upper Housing Bracket	1	LW500F(II)10.2-01-03
6		隔套组件	Spacing Sleeve Units	1	LW500F(II)10.2-01-04
7		下壳体固定架	Lower Housing Bracket	1	LW500F(II)10.2-01-05
8		外套管	Outer Sleeve Pipe	1	LW500F(II)10.2-01-06
9		底板	Bottom-Board	1	LW500F(II)10.2-01-07
10		衬套	Lining Sleeve	1	LW500F(II)10.2-01-08
11		联接板	Connecting Board	1	LW500F(II)10.2-01-09
12		螺母 M16×1.5	Nut	1	GB/T6173-2000
13		垫圈 16	Washer	1	GB/T859-1987

页码 Page G06-11	软轴控制器 Flexible Shaft Controller	型号 Model 500F

型号 Model 500F		软轴控制器 Flexible Shaft Controller		页码 Page G06-12	
序号 No.	零件代号 Part No.	名 称 Part Description		数量 Q'ty	备 注 Remark
1		压盖	Cap	1	YOLBJ19200011
2		壳体合件	Shell	1	YOLBJ19201000
3		沉头螺钉 M5×6	Countersunk Screw	7	YBLBJ00703001
4		小垫圈 10	Small Washer	1	YBLBJ00306002
5		螺栓 M8×50	Bolt	2	YBLBJ00707005
6		挡圈	Snap Ring	1	YBLBJ00101006
7		平垫	Flat Washer	1	YOLBJ18100016
8		螺钉 M5×15	Screw	1	YBLBJ00703004
9		外锯齿止退平垫 24	Washer	1	
10		螺母 M24×1.5	Nut	1	YBLBJ00113001
11		非金属六脚螺母 M10	Non-Metal Hexagon Nut	1	YBLBJ00112002
12		手杆合件	Lever	1	YOLBJ18802000
13		丝套	Sleeve	1	YOLBJ18100010
14		主动锥齿轮	Master Taper Gear	1	YOLBJ18100007
15		销轴	Pin Shaft	1	YOLBJ18800013
16		轮轴合件	Wheel & Shaft	1	YOLBJ1810300001
17		下盖	Lower Cap	1	YOLBJ18900011
18		导管	Conduit	1	YOLBJ18900006
19		齿条	Gear Rack	1	YOLBJ18192009

页码 Page G06-13	软轴 LJ134C3X1950 Flexible Shaft	型号 Model 500F
 <p>The diagram shows a vertical flexible shaft assembly. It consists of a central shaft with several joints and components. The components are numbered 1 through 18. At the bottom (1), there is a pin or connector. Moving up, there are several sections of shaft with different diameters and features. Components 2, 3, 4, 5, 6, 7, 8, 9, 10, 11, 12, 13, 14, 15, 16, 17, and 18 represent various parts of the shaft, including bearings, seals, and coupling elements. The shaft is shown in a perspective view, with some parts highlighted in cross-section to show internal details.</p>		

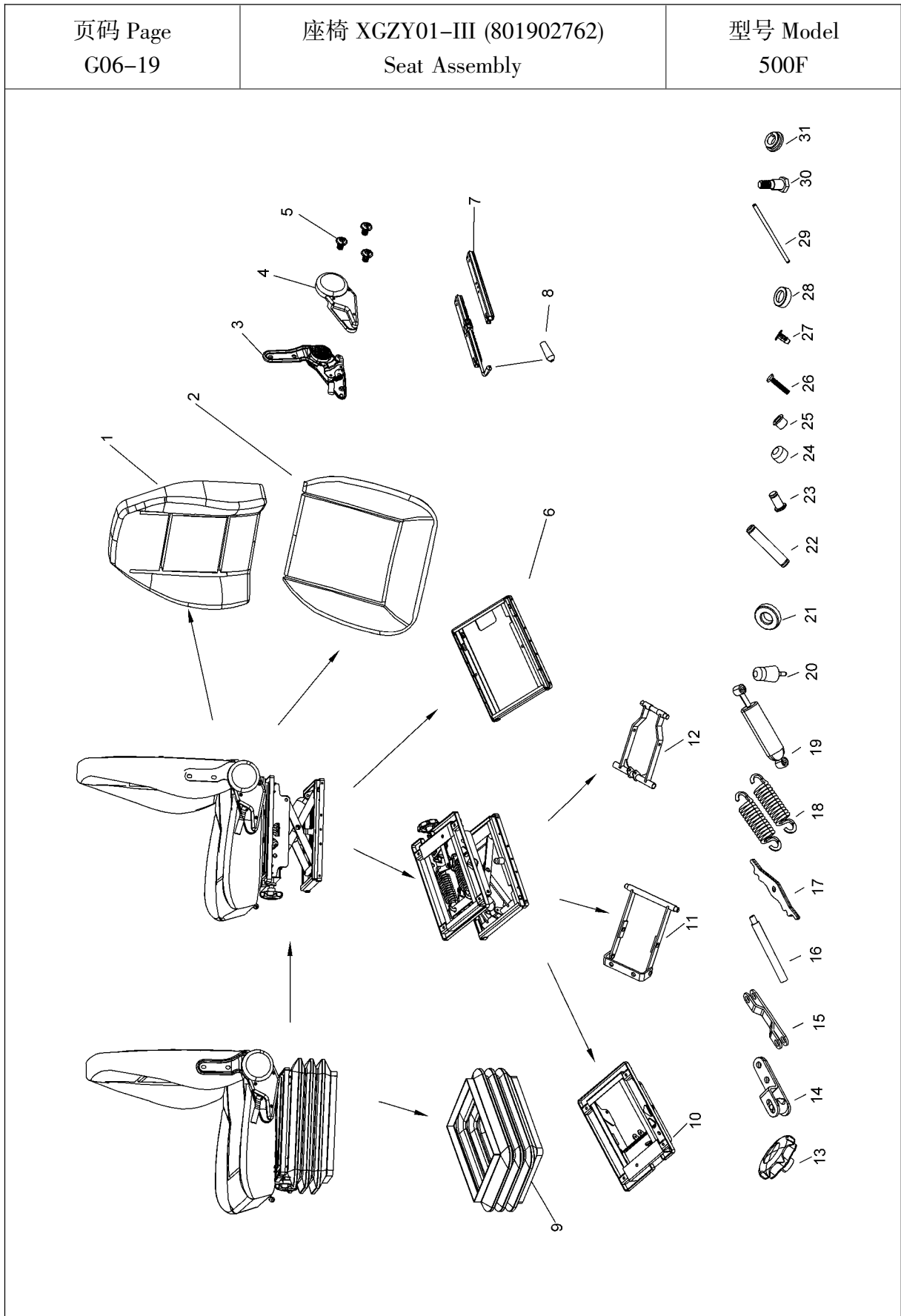
型号 Model 500F		软轴 LJ134C3X1950 Flexible Shaft		页码 Page G06-14	
序号 No.	零件代号 Part No.	名 称 Part Description		数量 Q'ty	备 注 Remark
1		拉杆 M6×Φ8×60×Φ5.2	Pull Bar	1	YOLBJ00103138
2		连通帽 M16×1.5×17	Nut	1	YBLBJ01204003
3		长接头 Φ16×45	Longer Joint	1	YBLBJ00601002
4		丝套 M12×1.25×50×Φ12	Sleeve	1	YBLBJ00801002
5		软管 Φ12	Hose	1	YOLBJ02401005
6		芯子 Φ5	Core	1	YOLBJ02501004
7		螺纹接头 M16×1.5×100×Φ12	Screwed Joint	1	YOLBJ00407013
8		平垫 16(Φ17×Φ30×δ3)	Flat Washer	2	YBLBJ00311002
9		螺母 M16×1.5	Nut	2	YBLBJ00108004
10		密封帽 Φ10	Sealed Cap	1	YOLBJ01803006
11		导向管 Φ12×60×Φ8.5	Guide Tube	1	
12		密封帽 Φ8	Sealed Cap	1	YOLBJ01803005
13		拉杆 M8×100×Φ5.2	Pull Bar	1	
14		螺母 M8	Nut	1	YBLBJ00104006
15		叉接头 M8×Φ8×8.5×20	Joint	1	YOLBJ00303005
16		销轴 Φ8×26	Pin Shaft	1	YBLBJ00504002
17		开口销 3.2×20	Cotter Pin	1	YBLBJ00604001
18		平垫 8(Φ8.4×Φ16×δ1.6)	Flat Washer	1	YBLBJ00305003



型号 Model 500F		操纵杆系 (251804768)(二联) Control Lever System (Two)		页码 Page G06-16	
序号 No.	零件代号 Part No.	名 称 Part Description		数量 Q'ty	备 注 Remark
1	251804744	二联操纵杆系	Control System(Two)	1	
2	805000043	螺栓 M10X30	Bolt	4	GB/T5783-2000
3	805300014	垫圈 10	Washer	4	GB/T93-1987
4	805300017	垫圈 10	Washer	4	GB/T97.1-2002
5	250200218	叉接头	Clevis	2	

页码 Page G06-17	三联操纵杆系 (251801217) Control lever system(Three)	型号 Model 500F

型号 Model 500F		三联操纵杆系 (251801217) Control lever system(Three)		页码 Page G06-18	
序号 No.	零件代号 Part No.	名 称 Part Description		数量 Q'ty	备 注 Remark
1	252900150	三联操纵软轴	Flexible Shaft	1	
2	805000043	螺栓 M10×30	Bolt	4	GB/T5783-2000
3	805300014	垫圈 10	Washer	4	GB/T93-1987
4	805300017	垫圈 10	Washer	4	GB/T97.1-2002
5	250200218	叉接头	York Joint	3	



型号 Model 500F		座椅 XGZY01-III (801902762) Seat Assembly		页码 Page G06-20	
序号 No.	零件代号 Part No.	名 称 Part Description		数量 Q'ty	备 注 Remark
1		靠背骨架总成	Seat Back Frame Assy.	1	FS16D-04-1000
2		座椅坐垫总成	Seat Cushion Assy.	1	FS16D-04-2000
3		左操作调角器	Angle Adjuster (L)	1	FT166
4		调角器塑料罩壳	Angle Adjuster Plastic Cover	1	FTK166
5		带垫螺栓	Bolt With Washer	3	
6		减震底框加高块 连接组件	Shock-Absorbing Lower Frame	1	FS16D-04-4200
7		滑轨总成	Slide Track Assy.	1	FS16D-15-3000
8		塑手柄	Plastic Handle	1	HBHC0008A0
9		橡胶套	Rubber Sleeve	1	
10		减震上框	Shock-Absorbing Upper Frame	1	FS16D-15-4100
11		外撑杆组件	Outer Brace	1	HBJA0300B0
12		内撑杆组件	Inner Brace	1	HBJA0200B0
13		减震手轮	Shock-Absorbing Hand Wheel	1	FJ05-40
14		连杆板组件	Link Board Components	1	HBJA0600B0
15		台阶板组件	Step Plate Assembly	1	HBJA0500B0
16		调节螺杆	Adjusting Screw	1	FS16D-04-4302
17		拉簧板	Spring Board	2	HBJA0402B0
18		减震拉簧	Shock Absorbing Spring	2	FJ05-36
19		阻尼簧	Damper	1	HBJA0013A0
20		减震垫	Absorber	2	HBJA0005A0
21		平面轴承	Plane Bearing	1	封闭 8102 型
22		(Φ10×59)长销	Long Pin	1	FJ02-05-01
23		短销	Short Pin	2	HBJA0410F0
24		滑块	Sliding Block	4	HBJA0003A3
25		衬套 1	Lining Sleeve 1	4	HBJA0102A3

页码 Page G06-21	座椅 XGZY01-III (801902762) Seat Assembly	型号 Model 500F
		<ul style="list-style-type: none"> 31 30 29 28 27 26 25 24 23 22 21 20 19 18 17 16 15 14 13

型号 Model 500F		座椅 XGZY01-III (801902762) Seat Assembly		页码 Page G06-22	
序号 No.	零件代号 Part No.	名 称 Part Description		数量 Q'ty	备 注 Remark
26		阻尼簧连接螺栓	Damper Bolt	2	HBJA0012F0
27		F 扣	F Buckle	28	HBJB0024A0
28		轴承套	Bearing Sleeve	1	FJ05-46
29		定位轴	Fixing Shaft	1	HBJA0001E0
30		台阶螺栓	Step Bolt	2	HBJA0006F0
31		衬套 2	Lining Sleeve 2	1	HBJA0009A3

页码 Page G06-23	座椅 XGZY01-IV (801902758) Seat Assembly	型号 Model 500F

型号 Model 500F		座椅 XGZY01-IV (801902758) Seat Assembly		页码 Page G06-24	
序号 No.	零件代号 Part No.	名 称 Part Description		数量 Q'ty	备 注 Remark
1		靠背骨架总成	Seat Back Frame Assy.	1	FS16D-04-1000
2		座椅坐垫总成	Seat Cushion Assy.	1	FS16D-04-2000
3		左操作调角器	Angle Adjuster (L)	1	FT166
4		调角器塑料罩壳	Plastic Cover	1	FTK166
5		带垫螺栓	Bolt With Washer	3	
6		减震底框加高块 连接组件	Shock-Absorbing Lower Frame	1	FS16D-05-4200
7		滑轨总成	Sliding Track Assembly	1	FS16D-04-3000
8		塑手柄	Plastic Lever	1	HBHC0008A0
9		橡胶套	Rubber Sleeve	1	
10		减震上框	Shock-Absorbing Upper Frame	1	FS16D-04-4100
11		外撑杆组件	Outer Brace	1	HBJA0300B0
12		内撑杆组件	Inner Brace	1	HBJA0200B0
13		减震手轮	Shock-Absorbing Hand Wheel	1	FJ05-40
14		连杆板组件	Link Board Components	1	HBJA0600B0
15		台阶板组件	Step Plate Assembly	1	HBJA0500B0
16		调节螺杆	Adjusting Screw	1	FS16D-04-4302
17		拉簧板	Spring Board	2	HBJA0402B0
18		减震拉簧	Shock-Absorbing Spring	2	FJ05-36
19		阻尼簧	Damper	1	HBJA0013A0
20		减震垫	Absorber	2	HBJA0005A0
21		平面轴承	Plane Bearing	1	封闭 8102 型
22		(Φ10×59)长销	Long Pin	1	FJ02-05-01
23		短销	Short Pin	2	HBJA0410F0
24		滑块	Sliding Block	4	HBJA0003A3
25		衬套 1	Lining Sleeve	4	HBJA0102A3

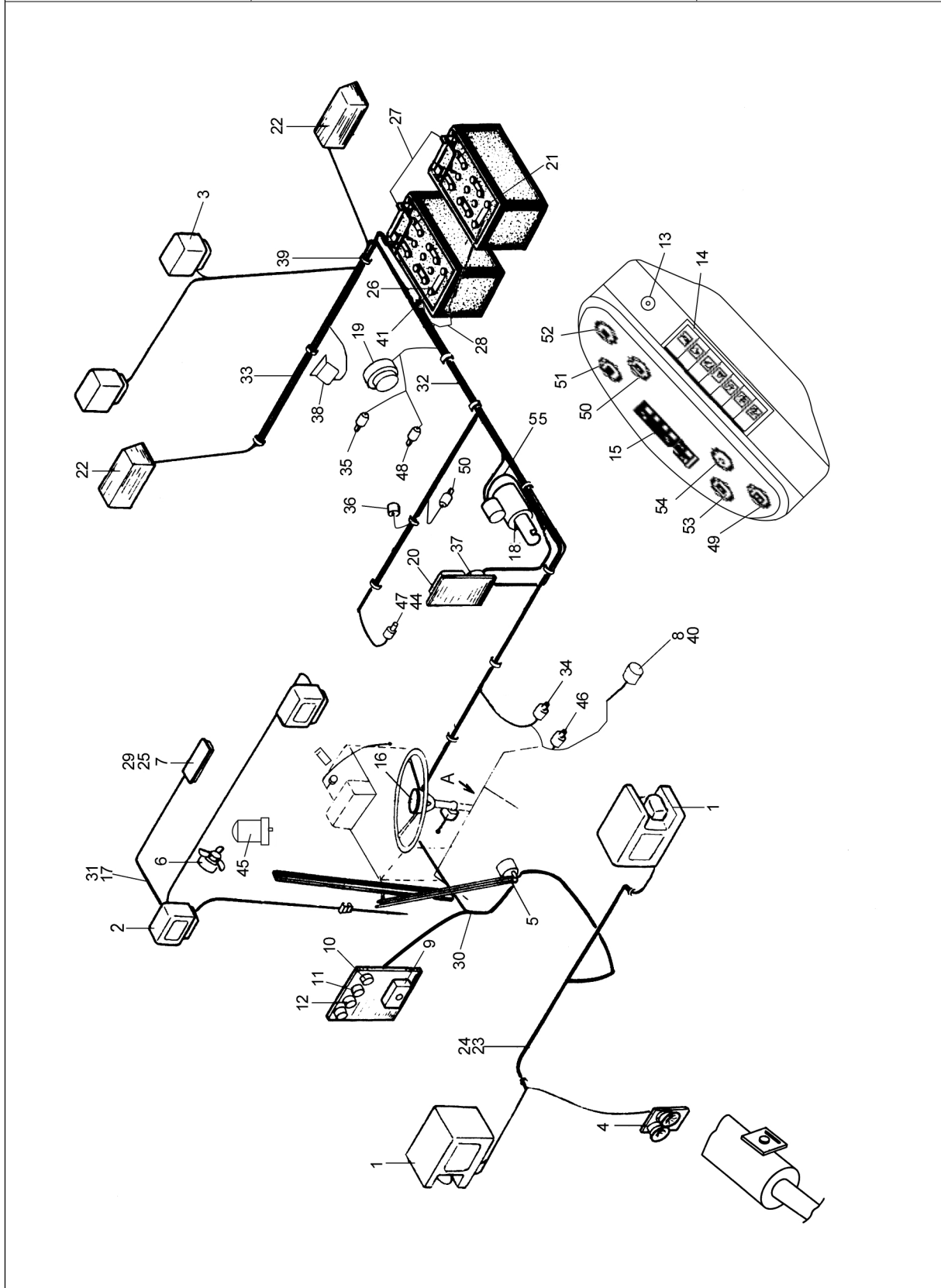
页码 Page G06-25	座椅 XGZY01-IV (801902758) Seat Assembly	型号 Model 500F

型号 Model 500F		座椅 XGZY01-IV (801902758) Seat Assembly		页码 Page G06-26	
序号 No.	零件代号 Part No.	名 称 Part Description		数量 Q'ty	备 注 Remark
26		阻尼簧连接螺栓	Damper Bolt	2	HBJA0012F0
27		F 扣	F Buckle	28	HBJB0024A0
28		轴承套	Bearing Sleeve	1	FJ05-46
29		定位轴	Fixing Shaft	1	HBJA0001E0
30		台阶螺栓	Step Bolt	2	HBJA0006F0
31		衬套 2	Lining Sleeve 2	1	HBJA0009A3

7.电气系统

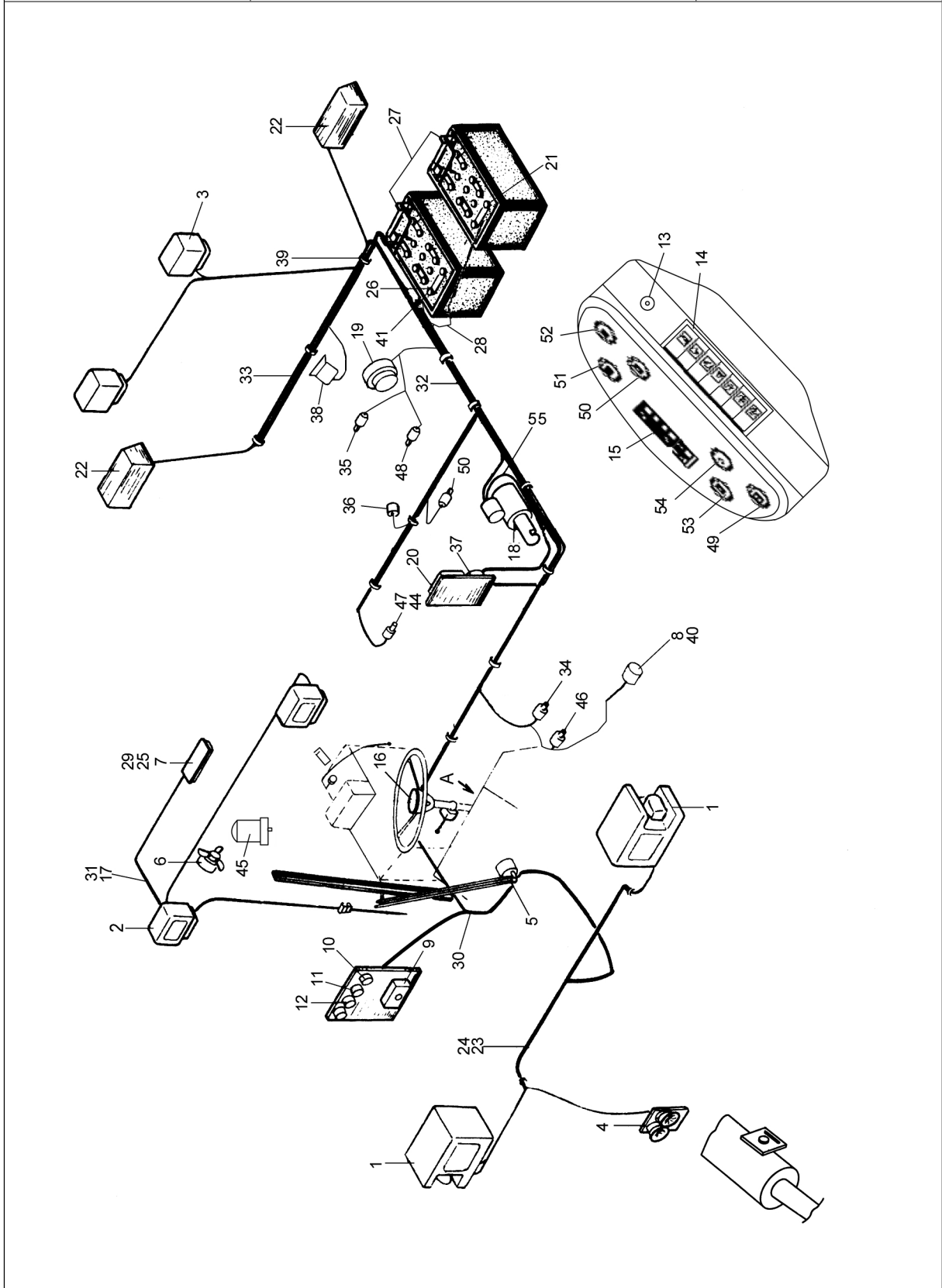
Electrical System

<p>页码 Page G07-01</p>	<p>电气系统 Electrical System</p>	<p>型号 Model 500F</p>
---------------------------	-----------------------------------	--------------------------



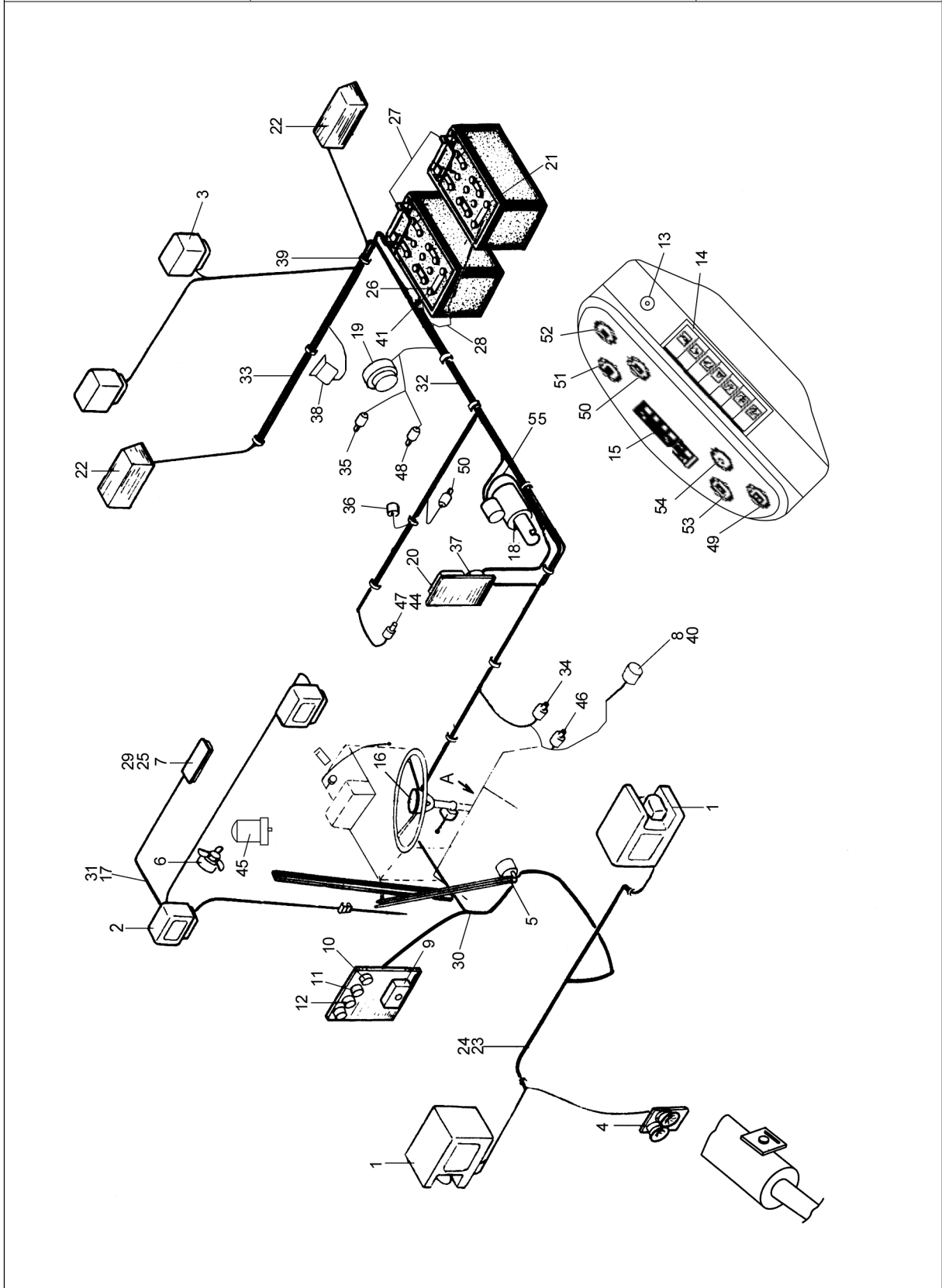
型号 Model 500F		电气系统 Electrical System		页码 Page G07-02	
序号 Sr, No.	零件代号 Part No.	名 称 Part Description		数量 Q'ty	备 注 Remark
1	803502426	工作灯	Working Lamp	2	
2	803502437	工作灯	Working Lamp	2	
3	803502460	工作灯	Working Lamp	2	
4	803502413	喇叭	Horn	1	
5	803502444	雨刮器	Rain Wiper	1	
6	803502503	电风扇	Electric Fan	1	
7		顶灯	Head Lamp	1	驾驶室带 in the cab
8	803604504	刹车开关	Brake Switch	1	
9	803701688	保险丝盒	Fuse Box	1	仪表箱带 in the instrument box
10	803502418	蜂鸣器	Warning Buzzer	1	仪表箱带 in the instrument box
11	803605392	喇叭继电器	Horn Relay	1	喇叭带 in the horn
12	803701695	闪光器	Flasher	1	仪表箱带 in the instrument box
13	803608667	点火开关	Igniting Switch	1	仪表箱带 in the instrument box
14	803605469	翘板开关	Switches	1	仪表箱带 in the instrument box
15	803502428	组合指示灯	Indicating Lamp Group	1	仪表箱带 in the instrument box
16		喇叭按钮	Horn Button	1	方向盘带 in the steering wheel
17	251800564	驾驶室线束	Cab Wires	1	
18		起动马达	Start Motor	1	发动机带 in the engine
19		整体式发电机	Alternator	1	发动机带 in the engine
20	803608843	电源总开关	Main Power Switch	1	
21	803502471	蓄电池	Battery	2	
22	803502412	后小灯	Rear Lamp	2	
23	251801135	前车架线束	Front Frame Wires	1	
24	803604568	线卡	Wires Clamp	6	
25	803604496	保险丝盒	Fuse Box	1	

<p>页码 Page G07-03</p>	<p>电气系统 Electrical System</p>	<p>型号 Model 500F</p>
---------------------------	-----------------------------------	--------------------------



型号 Model 500F		电气系统 Electrical System		页码 Page G07-04	
序号 Sr, No.	零件代号 Part No.	名称 Part Description		数量 Q'ty	备注 Remark
26	803613922	电瓶线	Battery Cable	1	
27	803614143	电瓶线	Battery Cable	1	
28	803611375	电瓶线	Battery Cable	1	
29	251800156	翘板开关	Rocker Switches	1	
30	251300126	仪表盘线束	Instrument Panel Wires	1	仪表箱带 in the instrument box
31	803604567	线卡	Wires Support	18	
32	251801149	后车架线束	Rear Frame Wires	1	配潍柴 Weichai
	251801144	后车架线束	Rear Frame Wires	1	配上柴 Shanghai
33	251801150	后灯线束	Rear Lamp Wires	1	配潍柴 Weichai
34	803502420	T/M 油温传感器	T/M Oil Temperature Sensor	1	仪表箱带 in the instrument box
35	250100115	水温传感器	Water Temperature Sensor	1	仪表箱带 in the instrument box
36	803604606	压力开关	Pressure Switch	1	
37	803608668	起动继电器	Relay	1	
38	803504584	倒车报警器	Reversing Alarm	1	选配 optional
39	803604566	线卡	Wires Clamp	5	
40	251801349	气压管(配潍柴)	Air Pressure Pipe	1	仪表箱带 in the instrument box
	250900398	气压管(配上柴)	Air Pressure Pipe	1	仪表箱带 in the instrument box
41	801902743	橡胶护套	Rubber sleeve	4	
44	251801348	发动机油压管(配潍柴)	Engine Oil Pressure Pipe	1	仪表箱带 in the instrument box
	250900565	发动机油压管(配上柴)	Engine Oil Pressure Pipe	1	仪表箱带 in the instrument box
45	253100113	电子警报器	Electronic Alarm	1	选配 optional
46	803502504	倒车报警开关	Reversing Alarm Switch	1	
47	251400351	接头	Joint	2	
48		断油电磁阀	Oil Cut off Electro-Magnetic Valve	1	发动机带 in the engine

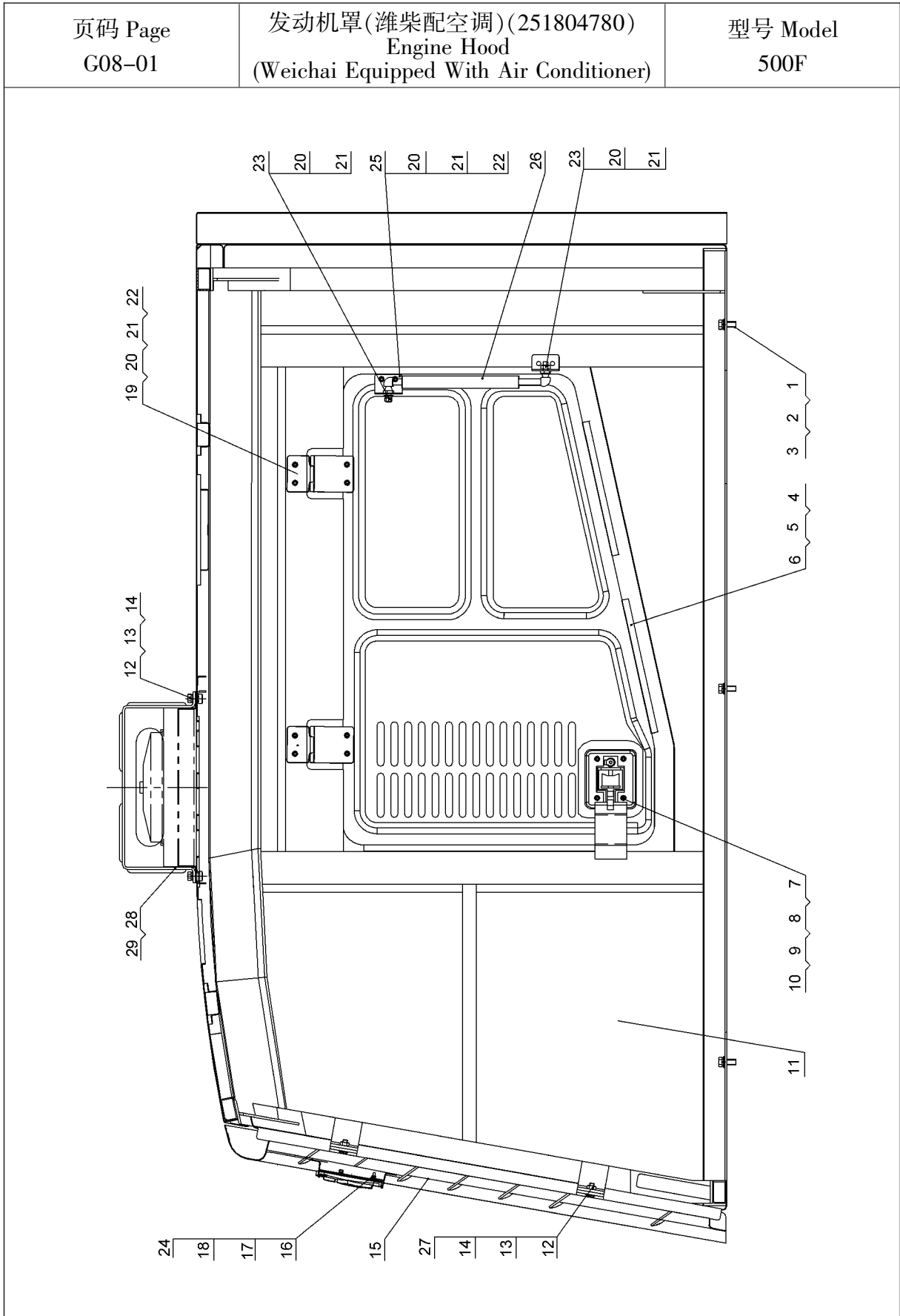
<p>页码 Page G07-05</p>	<p>电气系统 Electrical System</p>	<p>型号 Model 500F</p>
---------------------------	-----------------------------------	--------------------------



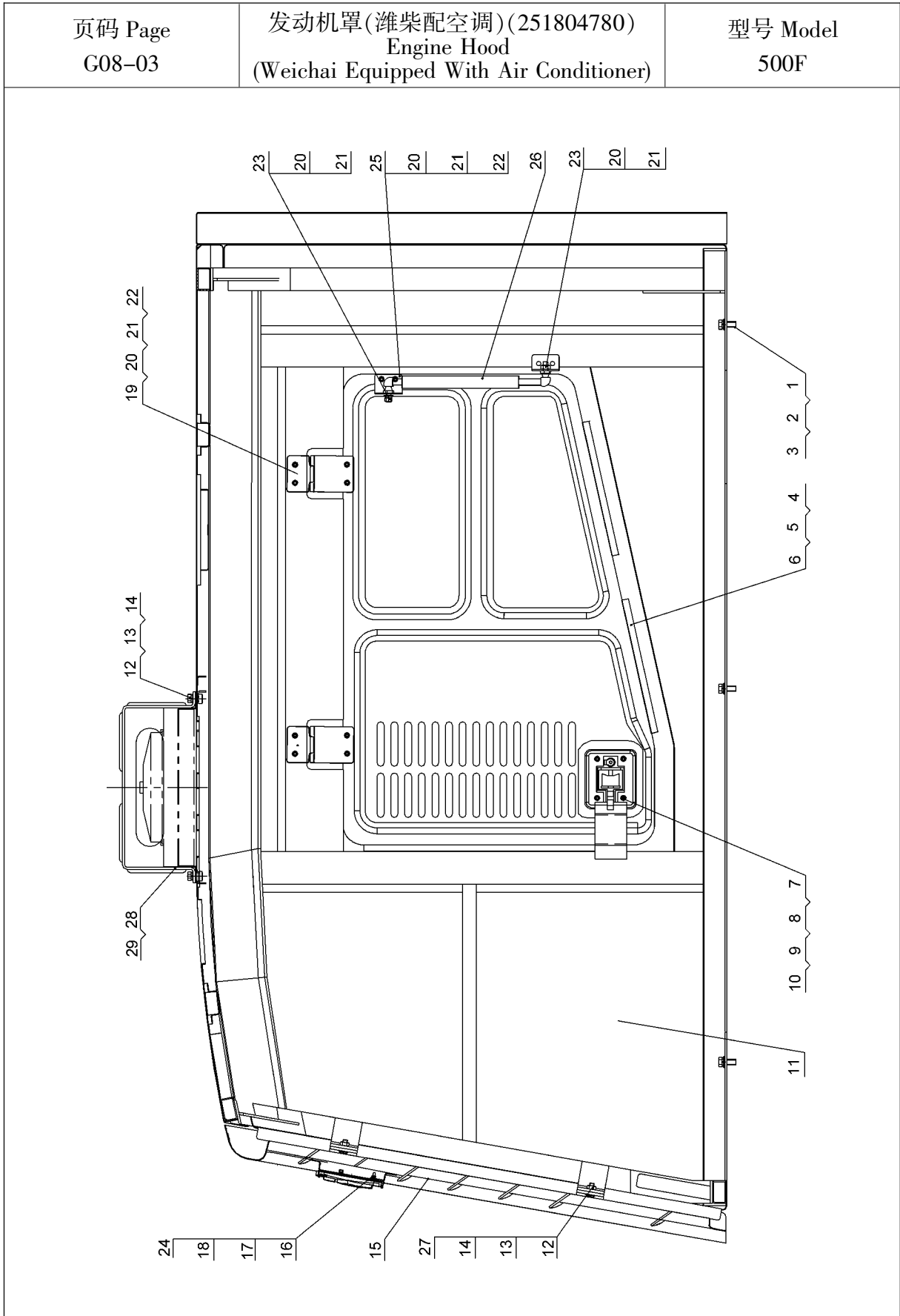
型号 Model 500F		电气系统 Electrical System		页码 Page G07-06	
序号 Sr, No.	零件代号 Part No.	名 称 Part Description		数量 Q'ty	备 注 Remark
49	803502517	积时表	Hour Accumulator	1	仪表箱带 in the instrument box
50	803502414	T/M 油温表	T/M Oil Temperature Meter	1	仪表箱带 in the instrument box
51	803502856	气压表	Air Pressure Meter	1	仪表箱带 in the instrument box
52	803502422	电压表	Voltage Meter	1	仪表箱带 in the instrument box
53	803502459	发动机油压表	Engine Oil Pressure Meter	1	仪表箱带 in the instrument box
54	803502410	发动机水温表	Engine Water Temperature Meter	1	仪表箱带 in the instrument box
55	803611393	电瓶线	Battery Cablk	1	

8. 机罩

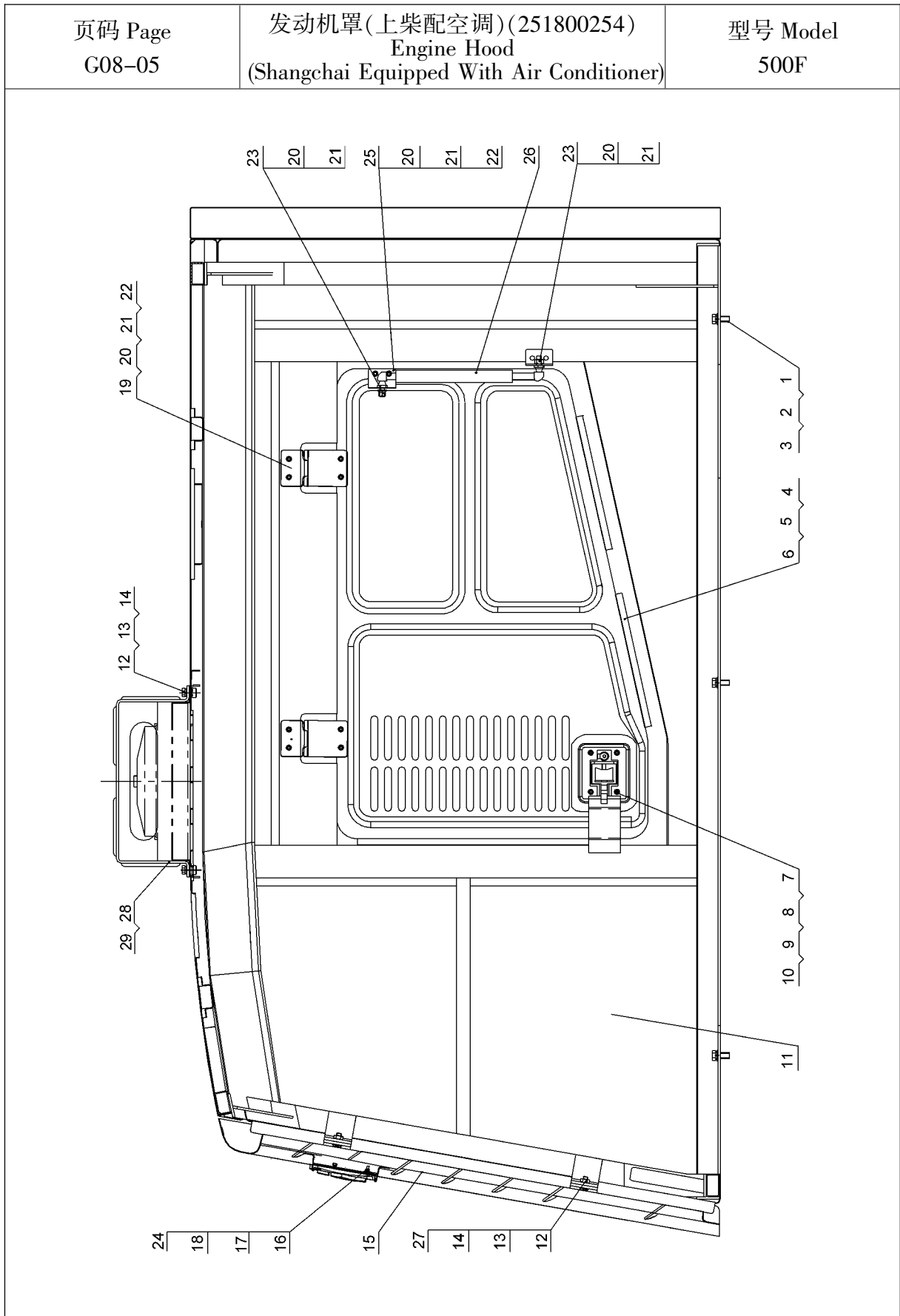
Engine Hood



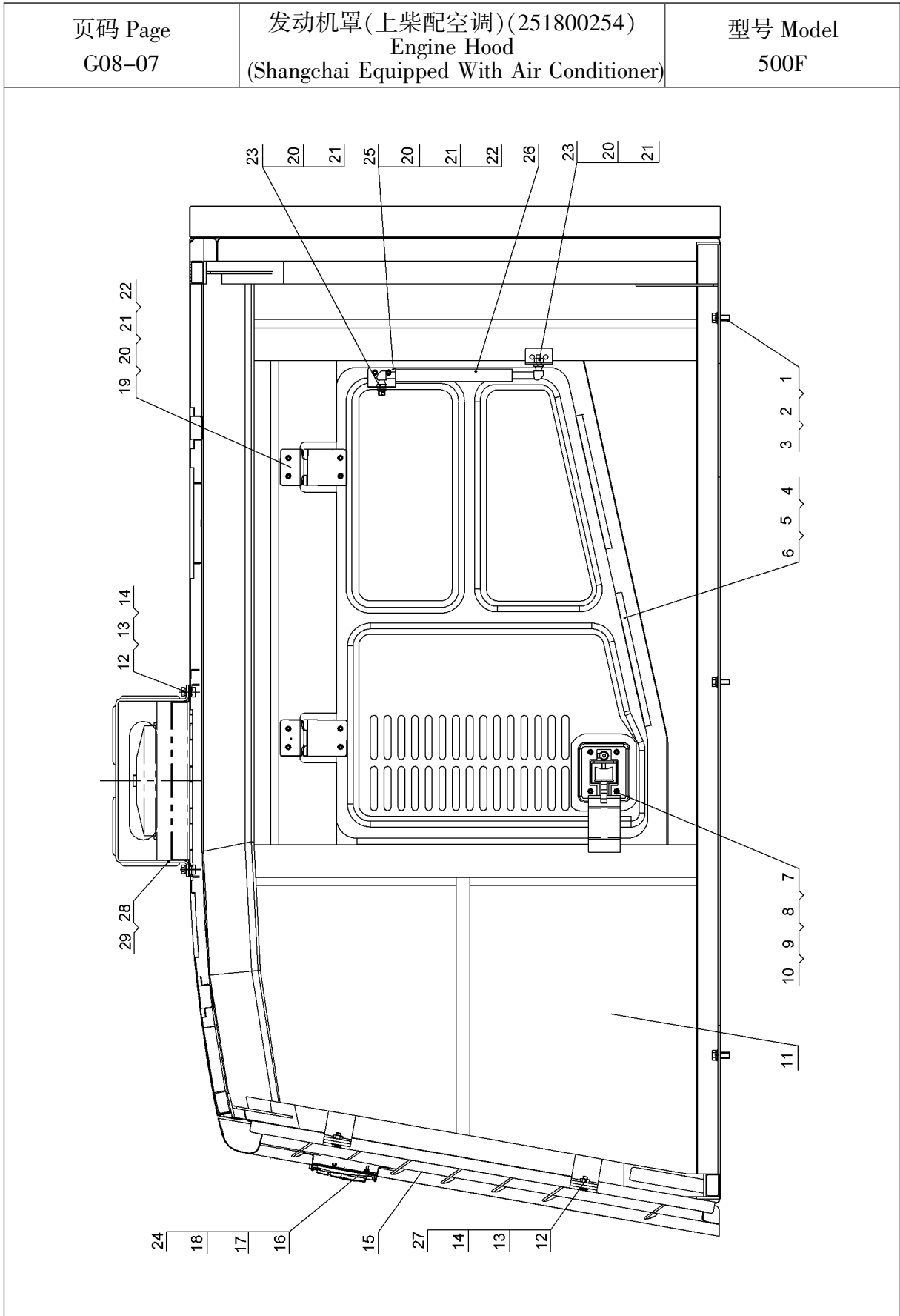
型号 Model 500F		发动机罩(潍柴配空调)(251804780) Engine Hood (Weichai Equipped With Air Conditioner)		页码 Page G08-02	
序号 Sr, No.	零件代号 Part No.	名称 Part Description		数量 Q'ty	备注 Remark
1	805000048	螺栓 M12×35	Bolt	6	GB/T5783-2000
2	805300018	垫圈 12	Washer	6	GB/T93-1987
3	805300020	垫圈 12	Washer	6	GB/T97.1-2002
4	251800650	左门总成	Left Door	1	
5	251800577	右门总成	Right Door	1	
6	801902765	门防震密封条 L=4100mm	Door Seal Strip	1	JT-03A
7	805300029	垫圈 6	Washer	8	GB/T97.1-2002
8	805300030	垫圈 6	Washer	8	GB/T93-1987
9	805000322	螺栓 M6×16	Bolt	8	GB/T5783-2000
10	802101245	门锁	Door Lock	2	182
11	251804781	机罩焊接总成	Hood Weld Assembly	1	
12	805300017	垫圈 10	Washer	8	GB/T97.1-2002
13	805300014	垫圈 10	Washer	8	GB/T93-1987
14	805000043	螺栓 M10×30	Bolt	8	GB/T5783-2000
15	251800829	后挡罩	Rear Hood	1	
16	805300119	垫圈 5	Washer	3	GB/T97.1-2002
17	805300109	垫圈 5	Washer	3	GB/T93-1987
18	805200046	螺母 M5	Nut	3	GB/T6170-2000
19	250900476	门铰链	Door Hinge	4	
20	805300069	垫圈 8	Washer	24	GB/T97.1-2002
21	805300010	垫圈 8	Washer	24	GB/T93-1987
22	805000018	螺栓 M8×20	Bolt	20	GB/T5783-2000
23	805200045	螺母 M8	Nut	4	GB/T6170-2000
24	250900479	标徽	Symbol	1	
25	250900484	门气撑杆固定支架	Door Pneumatic Lift Support	2	



型号 Model 500F		发动机罩(潍柴配空调)(251804780) Engine Hood (Weichai Equipped With Air Conditioner)		页码 Page G08-04	
序号 Sr, No.	零件代号 Part No.	名 称 Part Description		数量 Q'ty	备 注 Remark
26	801701502	气撑杆	Pneumatic Lifting Bar	2	QD19-510X165X400N-AA
27	805200048	螺母 M10	Nut	4	GB/T6170-2000
28	250400404	风罩	Wind Hood	1	配空调
29	252904538	盖板	Covering plate	1	配暖风



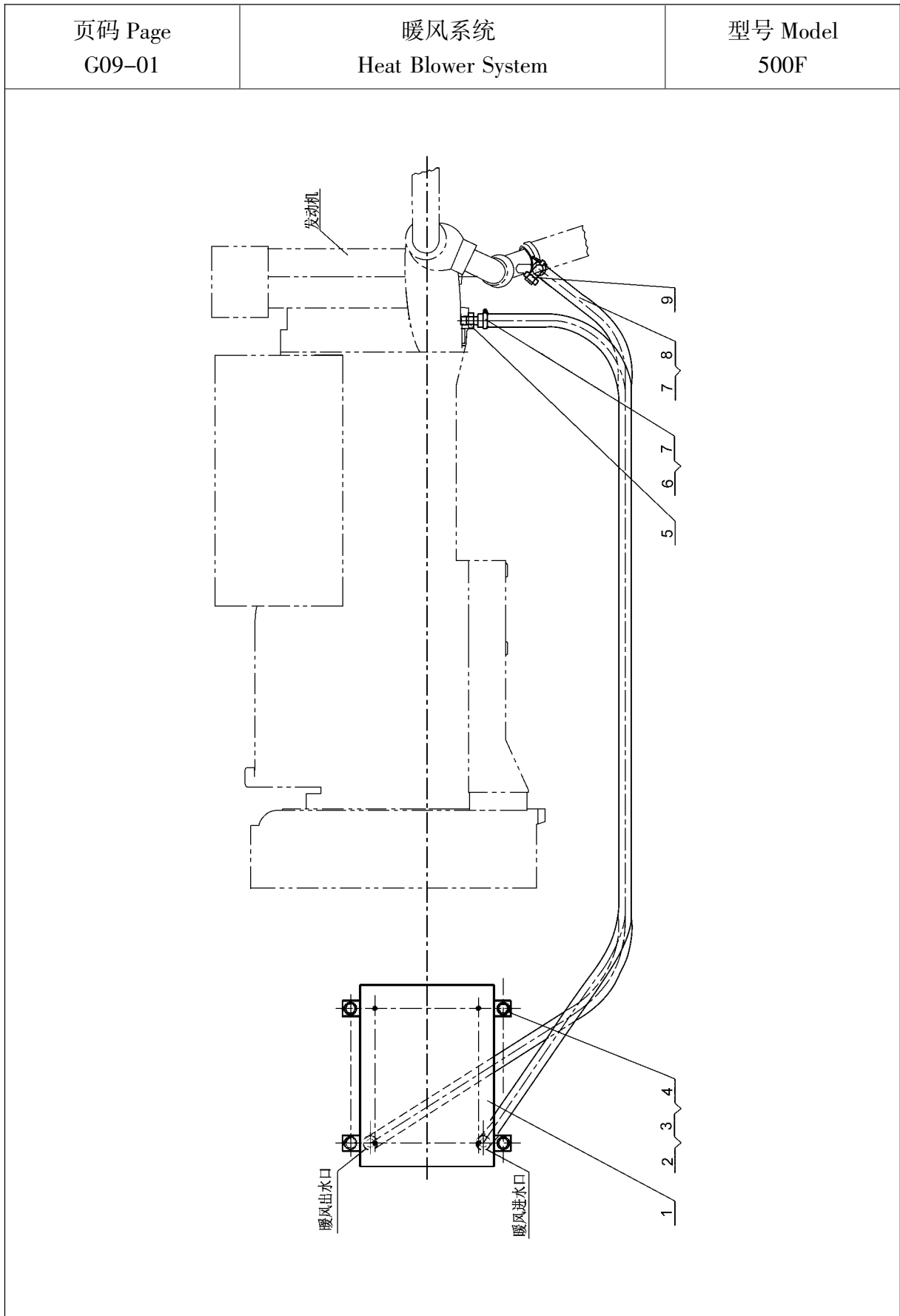
型号 Model 500F		发动机罩(上柴配空调)(251800254) Engine Hood (Shanghai Equipped With Air Conditioner)		页码 Page G08-06	
序号 Sr, No.	零件代号 Part No.	名 称 Part Description		数量 Q'ty	备 注 Remark
1	805000048	螺栓 M12×35	Bolt	6	GB/T5783-2000
2	805300018	垫圈 12	Washer	6	GB/T93-1987
3	805300020	垫圈 12	Washer	6	GB/T97.1-2002
4	251800650	左门总成	Left Door	1	
5	251800577	右门总成	Right Door	1	
6	801902765	门防震密封条 L=4100mm	Door Seal Strip	1	JT-03A
7	805300029	垫圈 6	Washer	8	GB/T97.1-2002
8	805300030	垫圈 6	Washer	8	GB/T93-1987
9	805000322	螺栓 M6×16	Bolt	8	GB/T5783-2000
10	802101245	门锁	Door Lock	2	182
11	251800818	机罩焊接总成	Hood Weld Assembly	1	
12	805300017	垫圈 10	Washer	8	GB/T97.1-2002
13	805300014	垫圈 10	Washer	8	GB/T93-1987
14	805000043	螺栓 M10×30	Bolt	8	GB/T5783-2000
15	251800829	后挡罩	Rear Hood	1	
16	805300119	垫圈 5	Washer	3	GB/T97.1-2002
17	805300109	垫圈 5	Washer	3	GB/T93-1987
18	805200046	螺母 M5	Nut	3	GB/T6170-2000
19	250900476	门铰链	Door Hinge	4	
20	805300069	垫圈 8	Washer	24	GB/T97.1-2002
21	805300010	垫圈 8	Washer	24	GB/T93-1987
22	805000018	螺栓 M8×20	Bolt	20	GB/T5783-2000
23	805200045	螺母 M8	Nut	4	GB/T6170-2000
24	250900479	标徽	Symbol	1	
25	250900484	门气撑杆固定支架	Door Pneumatic Lift Support	2	



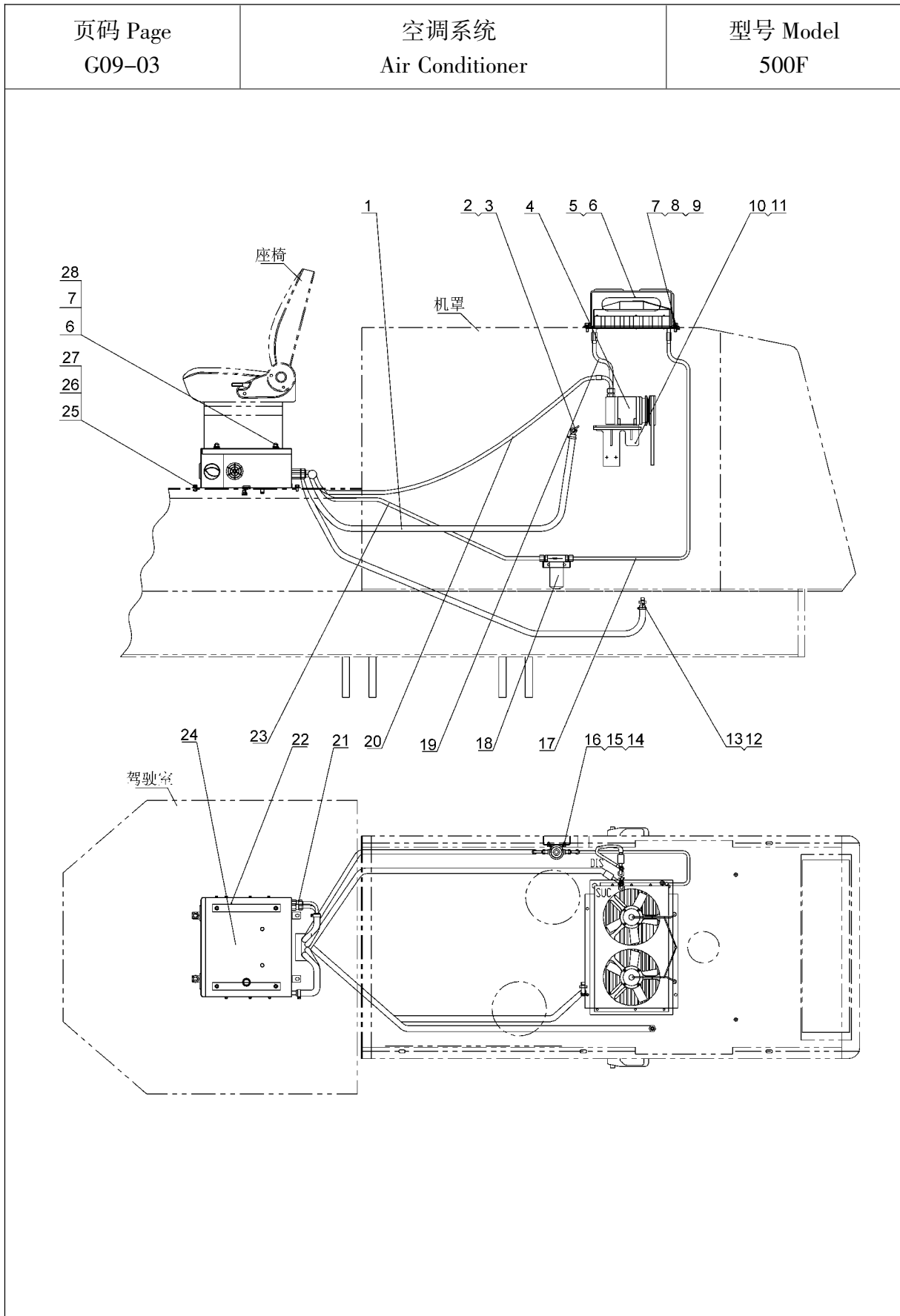
型号 Model 500F		发动机罩(上柴配空调)(251800254) Engine Hood (Shangchai Equipped With Air Conditioner)		页码 Page G08-08	
序号 Sr, No.	零件代号 Part No.	名 称 Part Description		数量 Q'ty	备 注 Remark
26	801701502	气撑杆	Pneumatic Lifting Bar	2	QD19-510X165X400N-AA
27	805200048	螺母 M10	Nut	4	GB/T6170-2000
28	250400404	风罩	Wind Hood	1	配空调
29	252904538	盖板	Covering plate	1	配暖风

9. 暖风与空调

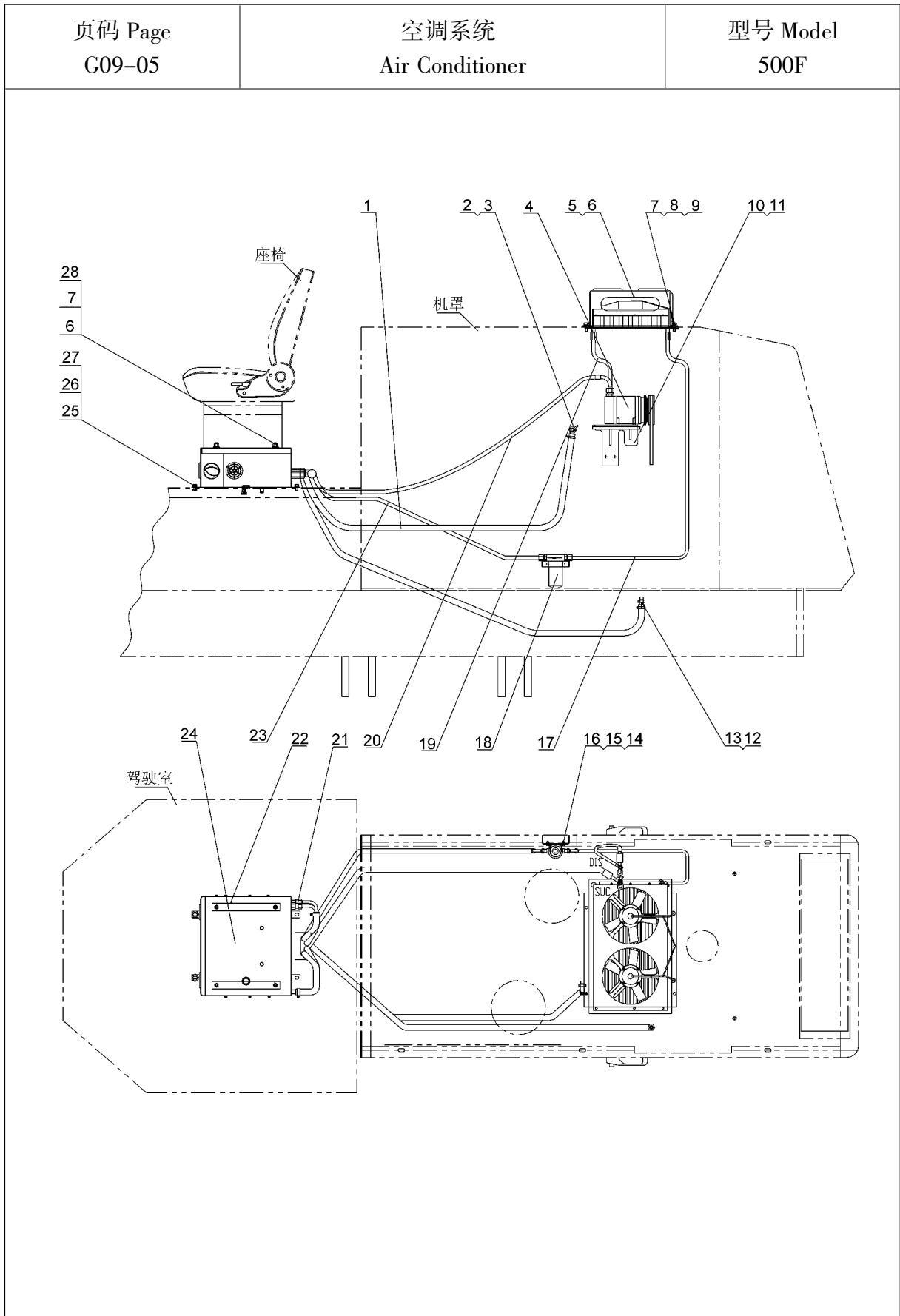
Heating system and Air Conditioner



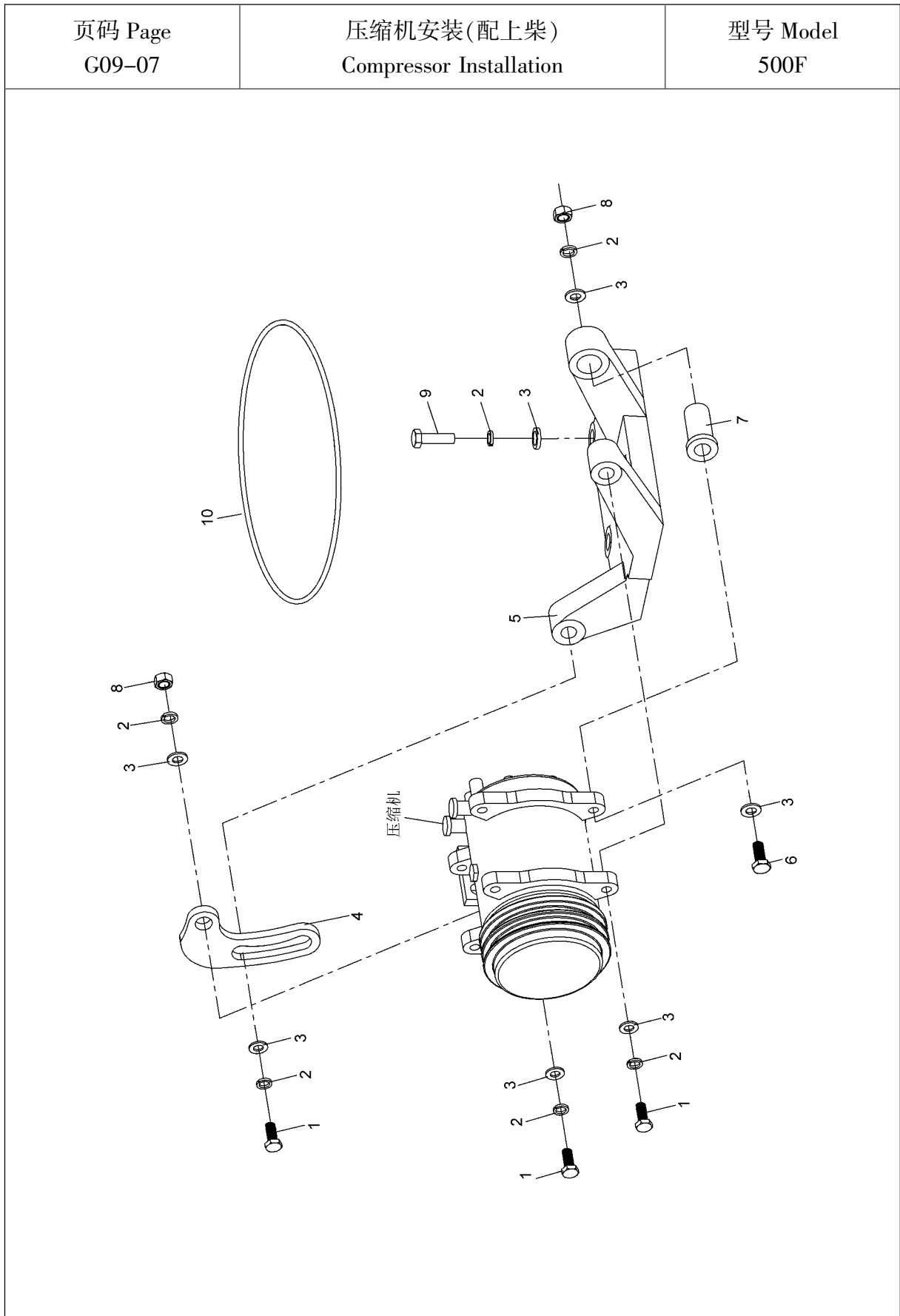
型号 Model 500F		暖风系统 Heat Blower System		页码 Page G09-02	
序号 Sr, No.	零件代号 Part No.	名 称 Part Description		数量 Q'ty	备 注 Remark
1	251800933	暖风机	Water Radiator	1	
2	805000048	螺栓 M12×35	Bolt	4	GB/T5783-2000
3	805300018	垫圈 12	Washer	4	GB/T93-1987
4	805300020	垫圈 12	Washer	4	GB/T97.1-2002
5	250300125	暖风热水开关	Cut-off Valve	1	暖风机带
6	251800293	水管	Water Pipe	1	
7	801902706	喉箍 16-25	Hoop	4	QC/T619-1999
8	251804676	水管	Water Pipe	1	
9	250400402	接头	Joint	1	



型号 Model 500F		空调系统 Air Conditioner		页码 Page G09-04	
序号 Sr, No.	零件代号 Part No.	名称 Part Description		数量 Q'ty	备注 Remark
1	250300267	暖水水管	Hot Water Pipe	1	
2	801902706	环箍 16-25	Clamp	4	QC/T619-1999
3	250300125	暖风热水开关	Heating & Hot Water Switch	1	
4	803502601	压缩机	Compressor	1	SE5H14 空调带 belt
5	860118449	冷凝器总成	Condenser Assy.	1	TY46G-020000 空调带 belt
6	250400404	风罩	Wind Hood	1	机罩带
7	805000713	螺栓 M10×45	Bolt	4	GB/T5783-2000
8	805300017	垫圈 10	Washer	8	GB/T97.1-2002
9	805301284	垫圈 10	Washer	8	GB/T93-1987
10	252108810	空调压缩机支架	Compressor Support	1	配潍柴 weichai
	252000109	空调压缩机支架	Compressor Support	1	配上柴 shanghai
11	250700107	连接板	Connecting Board	1	配上柴 shanghai
12	250300239	暖水水管	Hot Water Pipe	1	
13	250200223	接头	Joint	1	
14	805000322	螺栓 M6×16	Bolt	2	GB/T5783-2000
15	805301294	垫圈 6	Washer	2	GB/T93-1987
16	805200053	螺母 M6	Nut	2	GB/T6170-2000
17		胶管总成(冷—储)	Hose Assy.	1	3104140 空调带 belt
18	860114224	储液罐总成	Liquid-Tank	1	TY46G-050000 空调带 belt
19		胶管总成(压—冷)	Hose Assy.	1	4003150 空调带 belt
20		胶管总成(蒸—压)	Hose Assy.	1	6003220 空调带 belt
21		热水管接头组件	Hot Water Joint	3	空调带 belt
22	803502480	空调总成	Air Conditioner	1	XGKT460N-9 配上柴
	803502481	空调总成	Air Conditioner	1	XGKT460N-10 配潍柴
23		胶管总成(储—蒸)	Hose Assy.	1	3103200 空调带 belt
24	860118450	蒸发器总成	Evaporator	1	TY46D5-010000 空调带 belt



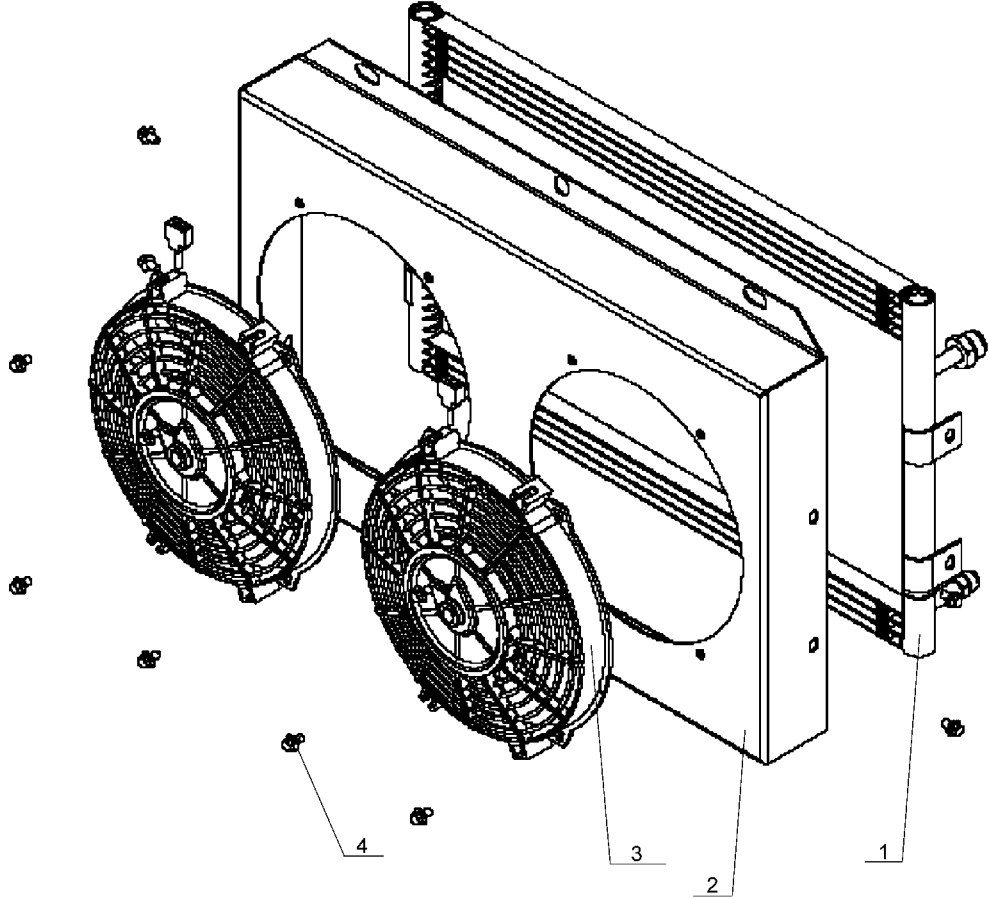
型号 Model 500F		空调系统 Air Conditioner		页码 Page G09-06	
序号 Sr, No.	零件代号 Part No.	名 称 Part Description		数量 Q'ty	备 注 Remark
25	805000237	螺栓 M8×45	Bolt	4	GB/T5783-2000
26	805300069	垫圈 8	Washer	4	GB/T97.1-2002
27	805301283	垫圈 8	Washer	4	GB/T93-1987
28	805200048	螺母 M10	Nut	4	GB/T6170-2000



型号 Model 500F		压缩机安装(配上柴) Compressor Installation		页码 Page G09-08	
序号 Sr, No.	零件代号 Part No.	名 称 Part Description		数量 Q'ty	备 注 Remark
1	805000029	螺栓 M10×40	Bolt	3	GB/T5783-2000
2	805300014	垫圈 10	Washer	8	GB/T 93-1987
3	805300017	垫圈 10	Washer	10	GB/T 97.1-2002
4	252000111	调节板	Adjusting Board	1	
5	252000110	支架	Bracket	1	
6	805000508	螺栓 M10×70	Bolt	1	GB/T5783-2000
7	252000112	套	Sleeve	1	
8	805200048	螺母 M10	Nut	2	GB/T6170-2000
9	805000043	螺栓 M10×30	Bolt	4	GB/T5783-2000
10	800302242	A 型皮带 17-450	A-belt	1	空调带 belt

页码 Page G09-09	蒸发器总成(TY46D5-010000) Evaporator Assy.	型号 Model 500F

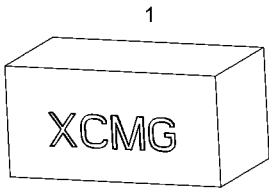
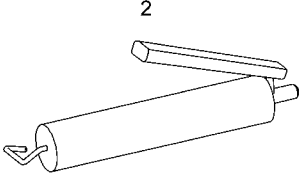
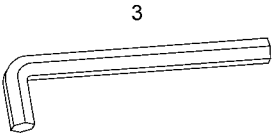

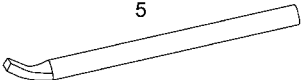
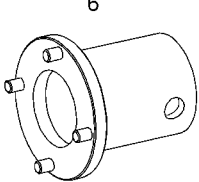
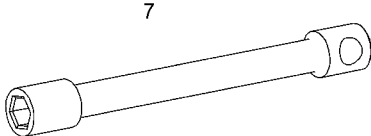
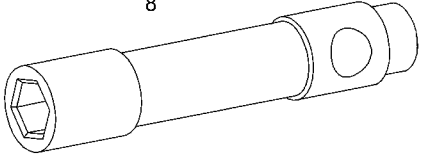
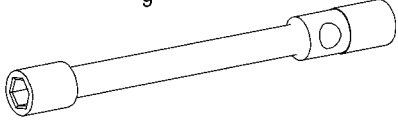
型号 Model 500F		蒸发器总成(TY46D5-010000) Evaporator Assy.		页码 Page G09-10	
序号 Sr, No.	零件代号 Part No.	名 称 Part Description		数量 Q'ty	备 注 Remark
1		下壳体分总成	Lower Housing	1	TY46D5-014000
2	860118452	蒸发器芯体	Evaporator Element	1	TY46G-011000B
3	860118453	暖风机芯体	Heating Element	1	TY46D4-012000
4	860114192	温控器	Temperature Control Unit	1	WK291-4
5		管接头 M24×1.5	Pipe Connection	1	M24x1.5
6		接头 M16×1.5-6g	Connection	1	M16x1.5
7	860118451	膨胀阀	Expansion Valve	1	QRFWH-F
8	860114316	蒸发风机	Evaporator Fan	1	ZFF-7C
9		风机固定板分总成	Fan Fixing Board	1	TY46D5-018100
10		上壳体分总成	Upper Housing	1	TY46D5-014000

页码 Page G09-11	冷凝器(TY46G-020000) Condenser	型号 Model 500F
		

型号 Model 500F		冷凝器(TY46G-020000) Condenser		页码 Page G09-12	
序号 Sr, No.	零件代号 Part No.	名 称 Part Description		数量 Q'ty	备 注 Remark
1	860118454	冷凝器总成	Condenser	1	TY46G-021000A
2		冷凝器壳体总成	Condenser Housing	1	TY46G-022000C
3		冷凝风扇	Condenser Fan	2	LNF-22343X
4		螺栓 M6×16	Bolt	8	GB/T818-2000

10. 随机工具

Attached Tools

页码 Page G10-01	随机工具 Attached Tools	型号 Model 500F
 <p>1</p>  <p>2</p>  <p>3</p>  <p>4</p>  <p>5</p>	 <p>6</p>  <p>7</p>  <p>8</p>  <p>9</p>	

型号 Model 500F		随机工具 Attached Tools		页码 Page G10-02	
序号 Sr, No.	零件代号 Part No.	名 称 Part Description		数量 Q'ty	备 注 Remark
1	801535332	34 件套	27Pcs/Set	1	
2	801505255	黄油枪	Grease Gun	1	通用工具 common tools
3	801502738	内六角扳手 8mm	Inner Hexagon Spanner	1	GB/T5356-2008
4	252100775	牵引销	Towing Pin	1	
5	250200220	撬棒	Tommy Bar	1	
6	250301684	套筒扳手	Nut Spanner	1	桥半轴用 for seme-axle
7	250300192	套筒扳手	Nut Spanner	1	轮辋用 for rim use
8	250202022	套筒扳手	Nut Spanner	1	配重用 for counterweight
9	250300193	套筒扳手	Nut Spanner	1	桥用 for axle