

**CCM
HOCKEY**

EUROPE

2020

CCM

**PRO-
DUCT
GUIDE**

W

73.5673°

X

N

45.5017°



AT CCM, HOCKEY IS IN OUR BLOOD.

WE HAVE BEEN LACING OUR SKATES FOR 120 YEARS, AND YOU CAN STILL FIND US ON THE ICE ALMOST EVERY MORNING BEFORE WORK.

WE LIVE HOCKEY, SPIT CHICKLETS, AND GROW OUR BEARDS WITH PRIDE FOR EVERY PLAYOFF RUN. OUR MISSION IS TO PUT THE PUCK IN THE BACK OF THE NET. TO UNLOCK THE FULL POTENTIAL OF EVERY CCM ATHLETE FROM POND TO FORUM BY DELIVERING INNOVATION TO MAXIMIZE PERFORMANCE, AND IGNITE IN THEM THE SELF-CONFIDENCE TO CHASE THEIR DREAM.

CULTURALLY WE VALUE TEAMWORK, GRINDING, PINCHING AND PLAYING LIKE THERE'S A "C" ON EVERYBODY'S CHEST AT CCM.

WE'RE A STRONG, UNITED TEAM. WE BELIEVE THAT A TEAM THAT WORKS TOGETHER WILL ALWAYS BEAT A TEAM OF HIGHLY SKILLED INDIVIDUAL PLAYERS. WE'RE WILLING TO DO THE HARD, DIRTY WORK AND MAKE SACRIFICES FOR OUR TEAMMATES; LIKE BLOCKING A SHOT OR TAKING A BIG HIT TO MAKE A PLAY. EVERY TIME WE JUMP OVER THE BOARDS, WE LOOK TO SET OUR TEAMMATES UP FOR SUCCESS. WE KNOW THAT AN ASSIST IS EQUALLY AS IMPORTANT AS A GOAL.

WE PLAY FOR THE CREST ON THE FRONT OF OUR JERSEY AND NOT THE NAME ON THE BACK. IT'S ABOUT WINNING AS A TEAM, NOT PERSONAL GLORY.

WE SWEAT, BREATHE AND BLEED CCM RED EVERY DAY.

TABLE OF CONTENTS

PLAYER

SKATES - FIT GUIDE	6
SKATES	7 - 16
SKATE ACCESSORIES	17
STICKS - FIT GUIDE	19 - 20
STICKS	21 - 27
STICKS - CURVE CHART	28
HELMETS	29 - 33
CAGES + VISORS	33 - 34

HELMET ACCESSORIES	35
GLOVES	37 - 42
PANTS	43 - 44
GIRDLES AND SHELLS	45
SUPER TACKS PROTECTIVE	46 - 48
JETSPEED FTW PROTECTIVE	49 - 50
JETSPEED PROTECTIVE	51 - 53
PROTECTIVE SIZING CHART	54

GOALIE

AXIS GEAR	65 - 69
EFELX 4 GEAR	71 - 73
RETRO FLEX GEAR	75 - 76
YTFLEX GEAR	77 - 78
GOALIE GEAR ACCESSORIES	79
GOALIE SKATES	81 - 83
GOALIE SKATES ACCESSORIES	84
GOALIE STICKS	85 - 87

GOALIE STICKS CURVES	88
GOALIE ARM & BODY	89 - 91
GOALIE PANTS	93 - 95
GOALIE MASK	97 - 99
GOALIE MASK ACCESSORIES ..	100
GOALIE BAGS	101
GOALIE ACCESSORIES	101 - 102
GOALIE SIZING CHART	103 - 104

REFEREE

REFEREE	55 - 56
---------------	---------

BANDY

SKATES	58
STICK	59
PROTECTIVE	59 - 61

SOCKS, GAITER & BALL	62
----------------------------	----

APPAREL

APPAREL	105 - 119
APPAREL SIZING CHART	120

GAMEWEAR

GAMEWEAR	121 - 124
----------------	-----------

BAGS & ACCESSORIES

BAGS	125 - 127
MINI STICKS	129
ACCESSORIES	130 - 138

ONE PIECE BOOT



YOUR GAME NEEDS THIS.

More direct energy transfer + a closer fit = faster feet.



MORE DIRECT ENERGY TRANSFER

34% CLOSER TO HOLDER

29% HIGH ENERGY TRANSFER
AT THE FOREFOOT*

67% HIGH ENERGY TRANSFER
AT THE HEEL*



CLOSER FIT HEAT MAP



ONE-PIECE BOOT

2-PIECE BOOT



FASTER FEET*

CUSTOMIZE YOUR ONE-PIECE BOOT



CCM 3D
FIT SCANNER

THE ULTIMATE FIT

FOOT MOLD CREATION

With the help of the CCM 3D Fit Scanner, we recreate a mold of your exact foot shape to achieve the best-possible fit for your game.



CHOOSE YOUR CUSTOM OPTIONS

STEP 1

Get fit using the CCM 3D Fit Scanner.



STEP 2

Select your custom One-Piece boot.



JETSPEED FT2 SKATES



SUPER TACKS AS3 PRO SKATES

STEP 3

Select your steel.



SPEEDBLADE XS1



SPEEDBLADE XS1 BLACK

STEP 4

Select your tongue.



METATOMIC
ASYMMETRICAL // 7 MM



PRO
BLACK FELT // 10 MM



LIGHTWEIGHT

STEP 5

Select your laces.



PRO COTTON



WAXED

STEP 6

Add your name and number to the tongue.





XS TONGUE SLIM

4mm black tongue
Additional boot volume



XS TONGUE REGULAR

7mm white tongue
Standard boot volume



XS TONGUE EXTRA

10mm black tongue
Reduced boot volume

X S T O N G U E

YOUR WHEELS ARE ABOUT TO GET A MAJOR UPGRADE. CCM IS DELIVERING BIG WITH A GAME-CHANGING INNOVATION THAT WILL MAKE OUR SUPER TACKS AS3 PRO SKATES THE MOST CUSTOMIZABLE ON THE MARKET. FEATURED ON MOST SUPER TACKS 2020 MODELS, THE NEW XCHANGE SYSTEM (XS) TONGUE IS A REPLACEABLE TONGUE YOU CAN SWITCH OUT TO ACHIEVE YOUR ABSOLUTE BEST FIT WHILE ELEVATING YOUR PROTECTION. ALL YOU NEED IS A SKATE TONGUE AND A FEW SECONDS.

EASY TO SWAP TONGUES

A small seamless 2-pin clipping system makes it easy to swap tongues without compromising the tight connection to the toe cap.

PERFECT YOUR FIT

With different tongue thickness options available, you can increase or decrease the inner boot volume to achieve your best fit.

ENHANCE YOUR PROTECTION

Scientifically proven D30® Smart Material dissipates impact energy in key areas to maximize your protection. Tongues featuring D30® Smart Material are also 20% more protective than the stock Super Tacks AS3 Pro tongue.

CUSTOMIZABLE TONGUE TAB

Personalize your tongue with your number.



W

73.5673°

X

N

45.5017°

5

SKATES - CHOOSE YOUR FIT

A FIT FOR ALL PLAYERS.

EACH SKATE OFFERS A DISTINCTIVE FIT

**SUPER
TACKS**



MEDIUM FIT



FOREFOOT
MEDIUM

HEEL & ANKLE
MEDIUM
ANATOMICAL

BOOT STIFFNESS	STIFF
SIZE	-1.5 SHOE SIZES

**JET
SPEED**



TAPERED FIT



FOREFOOT
SLIGHTLY
NARROW

HEEL & ANKLE
NARROW &
ANATOMICAL

BOOT STIFFNESS	STIFF
SIZE	-1.5 SHOE SIZES

**RIB
CORE**



FLEX FIT



FOREFOOT
FLEXIBLE

HEEL & ANKLE
SYMMETRICAL

BOOT STIFFNESS	VARIABLE FLEX
SIZE	-1.5 SHOE SIZES

*FIT PROFILE INFORMATION APPLIES TO TOP-OF-THE-LINE CCM SKATES

SUPER TACKS AS3 PRO

S U P E R T A C K S A S 3 P R O

READY TO TAKE YOUR GAME TO THE NEXT LEVEL? INTRODUCING THE NEW SUPER TACKS AS3 PRO – THE MOST CUSTOMIZABLE SKATE TO EVER HIT THE ICE. EQUIPPED WITH AN OPTIMIZED ONE-PIECE BOOT AND GROUNDBREAKING XS TONGUE TECHNOLOGY, THESE WHEELS ARE ENGINEERED TO MAXIMIZE YOUR COMFORT AND GIVE YOU FASTER FEET.



TECH 001

XS TONGUE

THIS GROUNDBREAKING TECHNOLOGY TAKES COMFORT AND PROTECTION TO A WHOLE NEW LEVEL. WE'VE MADE IT EASY TO SWAP OUT YOUR SKATE TONGUE FOR A MODEL THAT DELIVERS A FIT YOUR FOOT WILL THANK YOU FOR.

TECH 002

ONE-PIECE BOOT - MONOFRAME

THE ONE-PIECE BOOT IS ALL ABOUT PURE PERFORMANCE. WITH THIS TECHNOLOGY, PLAYERS GET MORE DIRECT ENERGY TRANSFER AND A CLOSER FIT FOR FASTER FEET.

TECH 003

SPEEDBLADE XS1 BLACK (+2MM)

TREATED WITH AN OXIDE COATING FOR A LONGER LASTING EDGE, THIS PREMIUM BLADE IS STRONGER, MORE DURABLE AND 12% HIGHER THAN STANDARD BLADES. SPEND LESS TIME WORRYING ABOUT YOUR EDGES AND MORE TIME SKATING CIRCLES AROUND YOUR OPPONENT.



[SKAS3P] [NEW]

SUPER TACKS AS3 PRO

SKATES

HEAT MOLDABLE

SIZES	SR	7-12	D, EE	FULL/HALF
	INT-JR	3-6.5	D	FULL/HALF
		4-6.5	EE	FULL/HALF



JR

[SKAS3] [NEW]

SUPER TACKS AS3

SKATES

HEAT MOLDABLE

SIZES	SR	7-12	D, EE	FULL/HALF
		7-10	EE	FULL/HALF
	INT-JR	3-6.5	D	FULL/HALF
		4-6.5	EE	FULL/HALF
	YT	SEE PAGE 15		

QUARTER PACKAGE	ONE-PIECE BOOT - MONOFRAME The one-piece boot is all about pure performance. With this technology, players get more direct energy transfer and a closer fit for faster feet.
MATERIAL	CARBON COMPOSITE Premium carbon composite delivers excellent energy transfer.
FIT	ANATOMICAL Provides a form-fitting, 360-degree fit around the forefoot, heel and ankle.
STIFFNESS PERFORMANCE INDEX	215 Super lightweight, stiff and thermo-formable core generates ultimate skating performance.
LINER	TOTALDRI PRO+ LINER WITH DURAZONE ABRASION PROTECTION High-performance moisture-wicking material keeps feet dry and skates light, with superior protection against wear or rubbing.
COMFORT PAD	INJECTED SMOOTH CONTOUR PRO Featuring a thick pad around the top of the boot, this one-piece injected tendon guard hugs your foot and ankle while adding durability to the collar.
ANKLE PADDING	MULTI-DENSITY MEMORY FOAM Symmetrical foam pads wrap anatomically around the foot for customized fit and comfort.
TONGUE	REPLACEABLE METATOMIC TONGUE WITH MOLDED LACE-BITE PROTECTION New replaceable 7mm tongue with asymmetrical flex point for a better wrap and advanced lace-bite protection.
MIDSOLE	LIGHTWEIGHT COMPOSITE MIDSOLE For enhanced energy transfer from blade to boot.
FOOTBED	CCM ORTHOMOVE Customized arch support inserts enhance the fit of the skate.
HOLDER	SPEEDBLADE XS New quick-release holder with bladelock system.
RUNNER	XS1 BLACK (±2MM) Premium blade with oxide treatment provides a harder runner with a longer edge life and 12% more height than standard blades for better turns and performance.
QUARTER PACKAGE	ONE-PIECE BOOT - MONOFRAME The one-piece boot is all about pure performance. With this technology, players get more direct energy transfer and a closer fit for faster feet.
MATERIAL	RFM COMPOSITE NHL-caliber lightweight composite material.
FIT	ANATOMICAL Provides a form-fitting, 360-degree fit around the forefoot, heel and ankle.
STIFFNESS PERFORMANCE INDEX	190 Lightweight, stiff and thermo-formable core generates ultimate skating performance.
LINER	TOTALDRI LINER WITH DURAZONE ABRASION PROTECTION High-performance moisture-wicking material keeps feet dry and skates light, with added protection against wear or rubbing.
COMFORT PAD	INJECTED SMOOTH CONTOUR PRO Featuring a thick pad around the top of the boot, this one-piece injected tendon guard hugs your foot and ankle while adding durability to the collar.
ANKLE PADDING	MULTI-DENSITY MEMORY FOAM Symmetrical foam pads wrap anatomically around the foot for customized fit and comfort.
TONGUE	REPLACEABLE ASYMMETRICAL TRITECH FLEX WITH MOLDED LACE-BITE PROTECTION New replaceable 7mm asymmetrical tongue molds to the foot, and features enhanced lace-bite protection.
MIDSOLE	LIGHTWEIGHT MIDSOLE For enhanced energy transfer from blade to boot.
FOOTBED	CCM ORTHOLITE® ULTRALITE™ Ultra-lightweight comfort and superior support.
HOLDER	SPEEDBLADE XS New quick-release holder with bladelock system.
RUNNER	XS STAINLESS Provides a long-lasting edge for long-term performance.



JR

[SK9380] [NEW]

SUPER TACKS 9380
SKATES

HEAT MOLDABLE

SIZES	SR	7 - 12 7 - 10	D EE	FULL/HALF FULL/HALF
INT-JR		1 - 6.5	D	FULL/HALF
YT		SEE PAGE 15		

QUARTER PACKAGE
METAFRAME TECHNOLOGY
This ergonomic boot-shaping system provides a superior fit for your foot.

MATERIAL
RFM COMPOSITE
NHL-caliber lightweight composite material.

STIFFNESS PERFORMANCE INDEX
175
Lightweight, stiff and thermo-formable core generates excellent skating performance.

LINER
SR TOTALDRI LINER WITH DURAZONE ABRASION PROTECTION
High-performance moisture-wicking material keeps feet dry and skates light, with added protection against wear or rubbing.
JR HD MICROFIBER LINER WITH DURAZONE ABRASION PROTECTION
High resistance to wear while delivering major comfort and durability.

COMFORT PAD
INJECTED SMOOTH CONTOUR PRO
Featuring a thick pad around the top of the boot, this one-piece injected tendon guard hugs your foot and ankle while adding durability to the collar.

ANKLE PADDING
MULTI-DENSITY MEMORY FOAM
Symmetrical foam pads wrap around the foot for customized fit and comfort.

TONGUE
SR REPLACEABLE ASYMMETRICAL DUAL-DENSITY WITH EMBOSSED LACE-BITE PROTECTION
10mm felt with reinforcement layers for increased comfort and protection.
JR REPLACEABLE ASYMMETRICAL FELT TONGUE WITH EMBOSSED LACE-BITE PROTECTION
7mm felt with reinforcement layers for increased comfort and protection.

OUTSOLE
SR DUAL INJECTED REINFORCED TPU WITH EXHAUST SYSTEM
Lightweight, stiff design provides better energy transfer while the exhaust system wicks moisture out of the boot.
JR CONCAVE REINFORCED INJECTION WITH EXHAUST SYSTEM
Stiff design provides better energy transfer while the exhaust system wicks moisture out of the boot.

FOOTBED
CCM ORTHOLITE® **
Lightweight comfort and support.



HOLDER
SPEEDBLADE XS
New quick-release holder with bladelock system.

RUNNER
SR XS STAINLESS
Provides a long-lasting edge for long term performance.
JR CCM XS
Stainless steel runner.



JR

[SK9370] [NEW]

SUPER TACKS 9370
SKATES

HEAT MOLDABLE

SIZES	SR	7 - 12 7 - 10	D EE	FULL/HALF FULL/HALF
INT-JR		1 - 6.5 3 - 5.5	D EE	FULL/HALF FULL/HALF

QUARTER PACKAGE
METAFRAME TECHNOLOGY WITH SYNTHETIC COMPOSITE
This ergonomic boot-shaping system provides a superior fit for your foot.

STIFFNESS PERFORMANCE INDEX
155
Solid core for great skating performance.

LINER
HD MICROFIBER LINER WITH DURAZONE ABRASION PROTECTION
High resistance to wear while delivering major comfort and durability.

TONGUE
REPLACEABLE ASYMMETRICAL FELT TONGUE WITH EMBOSSED LACE-BITE PROTECTION
7mm felt with reinforcement layers for increased comfort and protection.

OUTSOLE
SR REINFORCED INJECTED TPU WITH EXHAUST SYSTEM
Stiff, lightweight design provides better energy transfer and torsional stability while the exhaust system wicks moisture out of the boot.
JR REINFORCED INJECTION WITH EXHAUST SYSTEM
Stiff design provides better energy transfer while the exhaust system wicks moisture out of the boot.

FOOTBED
CCM ORTHOLITE® **
Lightweight comfort and support.



HOLDER
SPEEDBLADE XS
New quick-release holder with bladelock system.

RUNNER
CCM XS
Stainless steel runner.

** All OrthoLite® open-cell formulations contain an eco-friendly 5% recycled rubber content. This is the source of the signature black specks in all OrthoLite foams.



[SK9360] [NEW]

SUPER TACKS 9360

SKATES

HEAT MOLDABLE

SIZES	SR	7 - 12	D	FULL
	INT-JR	1 - 6	D	FULL



[SK9350] [NEW]

SUPER TACKS 9350

SKATES

HEAT MOLDABLE

SIZES	SR	7 - 12	D	FULL
	INT-JR	1 - 6	D	FULL
	YT	SEE PAGE 15		

QUARTER PACKAGE	REINFORCED 3D INJECTED BOOT New ergonomic boot-shaping system provides great comfort and durability.	QUARTER PACKAGE	3D INJECTED BOOT New ergonomic boot-shaping system provides great comfort and durability.
STIFFNESS PERFORMANCE INDEX	125 Solid core for good skating performance.	LINER	BRUSHED MICROFIBER LINER Comfortable and high resistance to wear.
LINER	HD MICROFIBER LINER Comfortable fit with high resistance to wear.	TONGUE	FELT TONGUE 7mm felt with added foam for comfort and protection.
TONGUE	FELT TONGUE WITH EMBOSSED LACE-BITE PROTECTION 7mm felt with added foam for comfort and protection.	FOOTBED	CCM FOOTBED Provides support and comfort.
FOOTBED	CCM FOOTBED Provides support and comfort.	HOLDER / RUNNER	CCM SPEEDBLADE Non-replaceable pre-sharpened stainless steel blade with elevated holder for an increased attack angle.
HOLDER / RUNNER	CCM SPEEDBLADE Non-replaceable pre-sharpened stainless steel blade with elevated holder for an increased attack angle.		



[SKFT2] HEAT MOLDABLE
JETSPEED FT2
SKATES

SIZES	SR	6 - 12	D, EE	FULL/HALF
	JR	4 - 5.5	D, EE	FULL/HALF
	YT	SEE PAGE 16		

QUARTER PACKAGE	ONE-PIECE BOOT - LITEFRAME 360 EVO	The one-piece boot is all about pure performance. With this technology, players get more direct energy transfer and a closer fit for faster feet.
MATERIAL	ROCKETFRAME COMPOSITE	NHL-caliber lightweight composite material.
FIT	TAPERED FIT	Provides a close, 360-degree tapered fit around and under the foot.
STIFFNESS PERFORMANCE INDEX	195	Super lightweight, stiff and thermo-formable core generates ultimate skating performance.
LINER	TOTALDRI PRO+ LINER WITH DURAZONE ABRASION PROTECTION	High-performance moisture-wicking material keeps feet dry and skates light, with superior protection against wear or rubbing.
COMFORT PAD	INJECTED SMOOTH CONTOUR PRO	Featuring a thick pad around the top of the boot, this one-piece injected tendon guard hugs your foot and ankle while adding durability to the collar.
ANKLE PADDING	MULTI-DENSITY MEMORY FOAM	Symmetrical foam pads wrap anatomically around your foot for customized fit and comfort.
TONGUE	METATOMIC TONGUE WITH MOLDED LACE-BITE PROTECTION	Asymmetrical flex point for a better wrap and advanced lace-bite protection.
MIDSOLE	LIGHTWEIGHT COMPOSITE MIDSOLE	For enhanced energy transfer from blade to boot.
FOOTBED	CCM ORTHOMOVE	Customized arch support inserts enhance the fit of the skate.
HOLDER	SPEEDBLADE XS	New quick-release holder with bladelock system.

RUNNER	XS1 BLACK (+2MM)	Premium blade with oxide treatment provides a harder runner with a longer edge life and 12% more height than standard blades for better turns and performance.
--------	------------------	--



[SK490J] HEAT MOLDABLE
JETSPEED FT490
SKATES

SIZES	SR	6 - 12 6 - 11	D, EE	FULL/HALF FULL/HALF
	JR	4 - 5.5	D, EE	FULL/HALF

QUARTER PACKAGE	ONE-PIECE BOOT - LITEFRAME 360	The one-piece boot is all about pure performance. With this technology, players get more direct energy transfer and a closer fit for faster feet.
MATERIAL	ROCKETFRAME COMPOSITE	NHL-caliber lightweight composite material.
FIT	TAPERED FIT	Provides a close, 360-degree tapered fit around and under the foot.
STIFFNESS PERFORMANCE INDEX	180	Lightweight, stiff and thermo-formable core generates ultimate skating performance.
LINER	TOTALDRI LINER WITH DURAZONE ABRASION PROTECTION	High-performance moisture-wicking material keeps feet dry and skates light, with added protection against wear or rubbing.
COMFORT PAD	SMOOTH CONTOUR	Soft pad around the top of the boot for excellent foot and ankle comfort.
ANKLE PADDING	MULTI-DENSITY MEMORY FOAM	Symmetrical foam pads wrap anatomically around the foot for customized fit and comfort.
TONGUE	TRITECH TONGUE WITH MOLDED LACE-BITE PROTECTION	Molded to your foot with enhanced lace-bite protection.
MIDSOLE	LIGHTWEIGHT MIDSOLE	For enhanced energy transfer from blade to boot.
FOOTBED	CCM FOOTBED	Provides support and comfort.
HOLDER	SPEEDBLADE XS	New quick-release holder with bladelock system.

RUNNER	XS STAINLESS	Provides a long-lasting edge for long-term performance.
--------	--------------	---



[SK480J]

HEAT MOLDABLE

JETSPEED FT480

SKATES

SIZES	SR	6 - 12	D	FULL/HALF
		7 - 10	EE	FULL/HALF
	JR	1 - 5.5	D	FULL/HALF
	YT	SEE PAGE 16		

QUARTER PACKAGE	TWO PIECE - 3D-LASTED	This 3D-lastest ergonomic boot-shaping system provides a great fit for your foot, plus excellent heel lock and speed generation.	
MATERIAL	ROCKETFRAME COMPOSITE	NHL-caliber lightweight composite material.	
STIFFNESS PERFORMANCE INDEX	170	Lightweight, stiff and thermo-formable core generates excellent skating performance.	
LINER	TOTALDRI LINER WITH DURAZONE ABRASION PROTECTION	High-performance moisture-wicking material keeps feet dry and skates light, with added protection against wear or rubbing.	
COMFORT PAD	SMOOTH CONTOUR	Soft pad around the top of the boot for excellent foot and ankle comfort.	
ANKLE PADDING	MULTI-DENSITY MEMORY FOAM	Symmetrical foam pads wrap around your foot for customized fit and comfort.	
TONGUE	SR FELT TONGUE WITH MOLDED LACE-BITE PROTECTION	JR FELT TONGUE WITH EMBOSSED LACE-BITE PROTECTION	7mm felt with reinforcement layers for increased comfort and protection.
OUTSOLE	SR EXTRA-STIFF COMPOSITE WITH EXHAUST SYSTEM	Extra-stiff design provides superior energy transfer while the exhaust system wicks moisture out of the boot.	
	JR CLEAR CONCAVE REINFORCED INJECTION WITH EXHAUST SYSTEM	Stiff design provides better energy transfer while the exhaust system wicks moisture out of the boot.	
FOOTBED	ANATOMICAL RESPONSE	Provides support and comfort.	
HOLDER	SPEEDBLADE XS	New quick-release holder with bladelock system.	
RUNNER	XS STAINLESS	Provides a long-lasting edge for long-term performance.	



[SK470J]

HEAT MOLDABLE

JETSPEED FT470

SKATES

SIZES	SR	6 - 12	D	FULL/HALF
		6 - 10	EE	FULL/HALF
	JR	1 - 5.5	D	FULL/HALF

QUARTER PACKAGE	METAFRAME TECHNOLOGY	This ergonomic boot-shaping system provides a superior fit for your foot.	
MATERIAL	ROCKETFRAME COMPOSITE	NHL-caliber lightweight composite material.	
STIFFNESS PERFORMANCE INDEX	150	Solid core generating great skating performance.	
LINER	HD MICROFIBER LINER WITH DURAZONE ABRASION PROTECTION	High resistance to wear while delivering major comfort and durability.	
COMFORT PAD	SMOOTH CONTOUR	Soft pad around top of the boot for excellent foot and ankle comfort.	
ANKLE PADDING	MULTI-DENSITY MEMORY FOAM	Symmetrical foam pads wrap around the foot for customized fit and comfort.	
TONGUE	FELT TONGUE WITH EMBOSSED LACE-BITE PROTECTION	7mm felt with reinforcement layers for increased comfort and protection.	
OUTSOLE	CONCAVE REINFORCED INJECTION WITH EXHAUST SYSTEM	Stiff design provides better energy transfer while the exhaust system wicks moisture out of the boot.	
FOOTBED	ANATOMICAL RESPONSE	Provides support and comfort.	
HOLDER	SPEEDBLADE XS	New quick-release holder with bladelock system.	
RUNNER	XS STAINLESS	Provides a long-lasting edge for long-term performance.	



[SK460J]

HEAT MOLDABLE

JETSPEED FT460

SKATES

SIZES	SR	6 - 12	D	FULL/HALF
		6 - 10	EE	FULL/HALF
	JR	1 - 5.5	D	FULL/HALF
		3 - 5.5	EE	FULL/HALF

QUARTER PACKAGE	METAFRAME TECHNOLOGY WITH SYNTHETIC COMPOSITE	This ergonomic boot-shaping system provides a superior fit for your foot.	
STIFFNESS PERFORMANCE INDEX	135	Solid core generates good skating performance.	
LINER	HD MICROFIBER LINER WITH DURAZONE ABRASION PROTECTION	High resistance to wear while delivering major comfort and durability.	
ANKLE PADDING	MULTI-DENSITY MEMORY FOAM	Symmetrical foam pads wrap around the foot for customized fit and comfort.	
TONGUE	FELT TONGUE WITH EMBOSSED LACE-BITE PROTECTION	7mm felt with reinforcement layers for increased comfort and protection.	
OUTSOLE	REINFORCED INJECTION WITH EXHAUST SYSTEM	Stiff design provides better energy transfer while the exhaust system wicks moisture out of the boot.	
FOOTBED	ANATOMICAL RESPONSE	Provides support and comfort.	
HOLDER	SR: SPEEDBLADE XS	New quick-release holder with bladelock system.	
	JR: SPEEDBLADE 4.0	Proven durability with an increased attack angle for better, providing greater strides and cornering.	
RUNNER	SR: XS STAINLESS	Provides a long-lasting edge for long-term performance.	
	JR: SB STAINLESS	Provides a long-lasting edge for long-term performance.	



[SK80K] HEAT MOLDABLE
RIBCOR 80K
SKATES

SIZES	SR	6 - 12	D	FULL/HALF
		6 - 11	EE	FULL/HALF
	JR	4 - 5.5	D, EE	FULL/HALF

QUARTER PACKAGE	FLEXFRAME	This 3D-lastest ergonomic boot-shaping system provides a great fit for your foot. Get ultimate forward flexion and lateral stability design - to maximize your stride.
MATERIAL	COMPOSITE	Premium composite material delivers excellent performance.
FIT	FLEXIBLE FIT	Provides a contoured and flexible fit for your foot.
STIFFNESS PERFORMANCE INDEX	175-185 VARIABLE FLEX	Flexible core offering an excellent fit and enhanced biomechanics with every stride.
LINER	TOTALDRI PRO+ LINER WITH DURAZONE ABRASION PROTECTION	High-performance moisture-wicking material keeps feet dry and skates light, with superior protection against wear or rubbing.
COMFORT PAD	SMOOTH CONTOUR PRO	Soft pad around top of the boot for superior foot and ankle comfort.
ANKLE PADDING	ADPT MEMORY FOAM	Symmetrical memory foam pads wrap around player's foot for customized fit and comfort.
TONGUE	TRITECH PRO TONGUE WITH MOLDED LACE-BITE PROTECTION	Three layers of HDPE foam and injected lace-bite prevention zone for increased comfort and protection.
MIDSOLE	LIGHTWEIGHT COMPOSITE MIDSOLE	For enhanced energy transfer from blade to boot.
OUTSOLE	EXTRA-STIFF CARBON COMPOSITE WITH EXHAUST SYSTEM	Extra-stiff design provides superior energy transfer while the exhaust system wicks moisture out of the boot.
FOOTBED	CCM ORTHOMOVE	Customized arch support inserts enhance the fit of the skate.
HOLDER	SPEEDBLADE XS	New quick-release holder with bladelock system.
RUNNER	XS1 BLACK (+2MM)	Premium blade with oxide treatment provides a harder runner with a longer edge life and 12% more height than standard blades for better turns and performance.



[SK78K] HEAT MOLDABLE
RIBCOR 78K
SKATES

SIZES	SR	6 - 12	D	FULL/HALF
		6 - 10	EE	FULL/HALF
	JR	1 - 5.5	D	FULL/HALF

QUARTER PACKAGE	FLEXFRAME	This 3D-lastest ergonomic boot-shaping system provides a great fit for your foot. Get ultimate forward flexion and lateral stability design - to maximize your stride.
MATERIAL	COMPOSITE	Premium composite material delivers excellent performance.
FIT	FLEXIBLE FIT	Provides a contoured and flexible fit for your foot.
STIFFNESS PERFORMANCE INDEX	160-170 VARIABLE FLEX	Flexible core offers an excellent fit and enhanced biomechanics with every stride.
LINER	SR: TOTALDRI LINER WITH DURAZONE ABRASION PROTECTION	High-performance moisture-wicking material keeps feet dry and skates light, with added protection against wear and rubbing.
	JR: HD MICROFIBER LINER WITH DURAZONE ABRASION PROTECTION	High resistance to wear while delivering major comfort and durability.
COMFORT PAD	SMOOTH CONTOUR PRO	Soft pad around the top of the boot for superior foot and ankle comfort.
ANKLE PADDING	ADPT MEMORY FOAM	Symmetrical memory foam pads wrap around player's foot for customized fit and comfort.
TONGUE	FELT TONGUE WITH EMBOSSED LACE-BITE PROTECTION	7mm felt with reinforcement layers for increased comfort and protection.
OUTSOLE	CONCAVE REINFORCED INJECTION WITH EXHAUST SYSTEM	Stiff design helps energy transfer while the exhaust system wicks moisture out of the boot.
FOOTBED	CCM ANATOMICAL RESPONSE	Provides great support and comfort.
HOLDER	SPEEDBLADE XS	New quick-release holder with bladelock system.
RUNNER	XS STAINLESS	Provides a long-lasting edge for long term performance.



[SK76K]

RIBCOR 76K

SKATES

(HEAT MOLDABLE)

SIZES	SR	6 - 12 6 - 10	D EE	FULL/HALF FULL/HALF
	JR	1 - 5.5	D	FULL/HALF

QUARTER PACKAGE	METAFRAME TECHNOLOGY WITH SYNTHETIC COMPOSITE	This ergonomic boot-shaping system provides a superior fit for your foot.
STIFFNESS PERFORMANCE INDEX	145	Solid core generates good skating performance.
LINER	HD MICROFIBER LINER WITH DURAZONE ABRASION PROTECTION	High resistance to wear while delivering major comfort and durability.
COMFORT PAD	SMOOTH CONTOUR	Soft pad around the top of the boot for excellent foot and ankle comfort.
ANKLE PADDING	ADPT MEMORY FOAM	Symmetrical memory foam pads wrap around player's foot for customized fit and comfort.
TONGUE	FELT TONGUE WITH EMBOSSED LACE-BITE PROTECTION	7mm felt with reinforcement layers for increased comfort and protection.
OUTSOLE	REINFORCED INJECTION WITH EXHAUST SYSTEM	Stiff design provides better energy transfer while the exhaust system wicks moisture out of the boot.
FOOTBED	CCM ANATOMICAL RESPONSE	Provides great support and comfort.
HOLDER	SPEEDBLADE XS	New quick-release holder with bladelock system.
RUNNER	XS STAINLESS	Provides a long-lasting edge for long-term performance.



[SK74K]

RIBCOR 74K

SKATES

(HEAT MOLDABLE)

SIZES	SR	6 - 12 6 - 10	D EE	FULL/HALF FULL/HALF
	JR	1 - 5.5	D	FULL/HALF

QUARTER PACKAGE	INJECTED TECHNOLOGY WITH SYNTHETIC COMPOSITE	Durable boot with structural stiffness.
STIFFNESS PERFORMANCE INDEX	125	Solid core generates good skating performance.
LINER	BRUSHED MICROFIBER LINER WITH DURAZONE ABRASION PROTECTION	Comfortable and durable, with added protection against wear and rubbing.
TONGUE	FELT TONGUE WITH EMBOSSED LACE-BITE PROTECTION	7mm felt with reinforcement layers for increased comfort and protection.
OUTSOLE	REINFORCED INJECTION WITH EXHAUST SYSTEM	Stiff design provides better energy transfer while the exhaust system wicks moisture out of the boot.
FOOTBED	CCM FOOTBED	Provides support and comfort.
HOLDER	SPEEDBLADE 4.0	Proven durability with an increased attack angle, providing greater strides and cornering.
RUNNER	SB STAINLESS	Provides a long-lasting edge for long-term performance.



[SKAS3] [NEW]

SUPER TACKS AS3
SKATES

SIZES YT 8 - 10 D FULL
11 - 13.5 D FULL/HALF

QUARTER PACKAGE	REINFORCED INJECTED TECHNOLOGY WITH SYNTHETIC COMPOSITE	Durable boot with extra reinforcement for structural stiffness.
STIFFNESS PERFORMANCE INDEX	125	Solid core generates good skating performance.
LINER	BRUSHED MICROFIBER LINER WITH DURAZONE ABRASION PROTECTION	Comfortable and durable, with added protection against wear and rubbing.
TONGUE	FELT TONGUE WITH EMBOSSED LACE-BITE PROTECTION	7mm felt with reinforcement layers for increased comfort and protection.
OUTSOLE	CONCAVE REINFORCED INJECTION	Stiff design helps provide better energy transfer.
FOOTBED	MOLDED KID SIZING ZONE	It's never been easier to get the best fit for tiny feet. Provides young players with support, comfort and the most accurate measurement.
RUNNER / HOLDER	CCM SPEEDBLADE BLACK	Non-replaceable black steel blade with elevated holder for an increased attack angle.

[SK9380] [NEW]

SUPER TACKS 9380
SKATES

SIZES YT 8 - 13 D FULL



QUARTER PACKAGE	INJECTED CORE TECHNOLOGY	Durable boot with structural stiffness.
LINER	BRUSHED MICROFIBER LINER	Comfortable with high resistance to wear.
TONGUE	FELT TONGUE WITH EMBOSSED LACE-BITE PROTECTION	7mm felt with reinforcement layers for increased comfort and protection.
OUTSOLE	CONCAVE REINFORCED INJECTION	Stiff design helps provide better energy transfer.
FOOTBED	KID SIZING ZONE	It's never been easier to get the best fit for tiny feet. Provides young players with support, comfort and the most accurate measurement.
RUNNER / HOLDER	CCM SPEEDBLADE	Non-replaceable stainless steel blade with elevated holder for an increased attack angle.

[SK9350] [NEW]

SUPER TACKS 9350
SKATES

SIZES YT 6 - 13 D FULL



QUARTER PACKAGE	INJECTED WITH MESH TECHNOLOGY	Durable boot with structural stiffness.
LINER	BRUSHED MICROFIBER LINER	Comfortable with high resistance to wear.
TONGUE	FELT TONGUE	5mm felt with added foam for comfort and protection.
OUTSOLE	INJECTED	Provides solid energy transfer from foot to skate.
FOOTBED	KID SIZING ZONE	It's never been easier to get the best fit for tiny feet. Provides young players with support, comfort and the most accurate measurement.
RUNNER / HOLDER	CCM SPEEDBLADE	Non-replaceable pre-sharpened stainless steel blade with elevated holder for an increased attack angle.



[SKFT2]

JETSPEED FT2

SKATES

SIZES YT 8 - 10 D FULL
11 - 13.5 D FULL/HALF

QUARTER PACKAGE	REINFORCED INJECTED TECHNOLOGY WITH SYNTHETIC COMPOSITE Durable boot with extra reinforcement for structural stiffness.
STIFFNESS PERFORMANCE INDEX	125 Solid core generates good skating performance.
LINER	BRUSHED MICROFIBER LINER WITH DURAZONE ABRASION PROTECTION Comfortable and durable, with added protection against wear and rubbing.
TONGUE	FELT TONGUE WITH EMBOSSED LACE-BITE PROTECTION 7mm felt with reinforcement layers for increased comfort and protection.
OUTSOLE	INJECTED Provides solid energy transfer from foot to skate.
FOOTBED	MOLDED KID SIZING ZONE It's never been easier to get the best fit for tiny feet. Provides young players with support, comfort and the most accurate measurement.
RUNNER / HOLDER	CCM SPEEDBLADE BLACK Non-replaceable black steel blade with elevated holder for an increased attack angle.



[SK480J]

JETSPEED FT480

SKATES

SIZES YT 8 - 13 D FULL

QUARTER PACKAGE	INJECTED CORE TECHNOLOGY Durable boot with structural stiffness.
LINER	BRUSHED MICROFIBER LINER Comfortable with high resistance to wear.
TONGUE	FELT TONGUE WITH EMBOSSED LACE-BITE PROTECTION 7mm felt with reinforcement layers for increased comfort and protection.
OUTSOLE	INJECTED Provides solid energy transfer from foot to skate.
FOOTBED	KID SIZING ZONE It's never been easier to get the best fit for tiny feet. Provides young players with support, comfort and the most accurate measurement.
RUNNER / HOLDER	CCM SPEEDBLADE Non-replaceable stainless steel blade with elevated holder for an increased attack angle.



[SKRP]

PIROUETTE RECREATIONAL

SKATES

SIZES WM 35 - 42 GR 25 - 34

SPECIFICATIONS

- NICKEL PLATED CARBON STEEL WITH "PIC"
- SYNTHETIC LEATHER OUTSOLE
- SINGLE FOOTBED AND BRUSHED NYLON LINER



[SKTYKEX]

TYKE EXPANDABLE RECREATIONAL

SKATES

SIZES YT 26-29, 30-32, 34-37

SPECIFICATIONS

- PLASTIC INJECTED BLADE
- EXPANDABLE 2-PIECE MOLDED PVC SHELL
- REMOVABLE BRUSHED VELVET LINER



[SKRRGG]

GLITTER GIRL RECREATIONAL

SKATES

SIZES GR 8 - 4 GR 25 - 34

SPECIFICATIONS

- WATER-RESISTANT SYNTHETIC
- PADDED BRUSHED MICRO FIBER
- DUAL-DENSITY MEMORY COMFORT FOAM
- LIGHTWEIGHT INJECTED OUTSOLE
- ARTISTIC STYLE BLADE WITH TOE-PICK
- NICKEL-PLATED STEEL



[SKTYKE]

TYKE RECREATIONAL

SKATES

SIZES YT 24-25, 26-27, 28-29, 30-32

SPECIFICATIONS

- PLASTIC INJECTED BLADE
- 2-PIECE MOLDED PVC SHELL



[XSEXTR] **[NEW]**
XS TONGUE EXTRA
PAIR

10mm black tongue
For reduced boot volume
43% thicker than the regular XS tongue
Molded D30® lace-bite protection
25% more resistant than stock Super
Tacks AS3 Pro tongue
Customizable tongue tab



[XSREGU] **[NEW]**
XS TONGUE REGULAR
PAIR

7mm white tongue
For standard boot volume
Molded D30® lace-bite protection
20% more resistant than stock Super Tacks
AS3 Pro tongue
Customizable tongue tab



[XSSLIM] **[NEW]**
XS TONGUE SLIM
PAIR

4mm black tongue
For additional boot volume
25% lighter than XS tongue regular
Molded lace-bite protection
Customizable tongue tab

XS TONGUE
SIZING CHART

XS	S	M	L	XL
1 - 3.5	4 - 5.5	6 - 7.5	8 - 9.5	10 - 12.5

[RXS1BP]
SPEEDBLADE XS1 BLACK +2MM
OXIDE STEEL
PAIR



[RXS1SP]
SPEEDBLADE XS1 +2MM
STAINLESS STEEL
PAIR



[RXSSP]
SPEEDBLADE XS STAINLESS
STAINLESS STEEL
PAIR



[HSBXS]
SPEEDBLADE XS HOLDER
LEFT / RIGHT



SPEEDBLADE
SIZING CHART
2016 - 2020 MODELS

JUNIOR											
BOOT		1	1.5	2	2.5	3	3.5	4	4.5	5	5.5
BLADE LENGHT		215		221		230		238		247	

SENIOR															
BOOT		6	6.5	7	7.5	8	8.5	9	9.5	10	10.5	11	11.5	12	12.5
BLADE LENGHT		255		263		271		280		287		295		304	

POWERGRID TECHNOLOGY

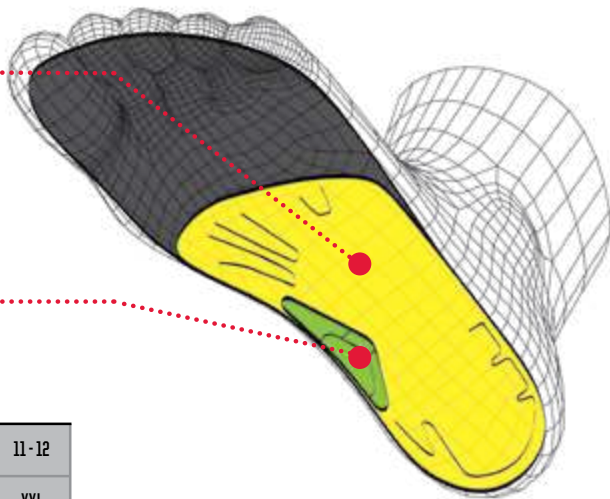
ENGINEERED TO TRANSFER ENERGY TO AREAS OF THE FOOT THAT ARE ESSENTIAL TO YOUR SKATING PERFORMANCE.

CUSTOM ARCH SUPPORT

UPELVE YOUR FIT AND PERFORMANCE.

SIZING CHART

3-4.5	5-6.5	7-8.5	9-10.5	11-12
S	M	L	XL	XXL



[ORTHMV]

CCM ORTHOMOVE HOCKEY INSOLES



FEATURING CUSTOM ARCH SUPPORT INSERTS AND POWERGRID TECHNOLOGY.



[CCRXS]

SPEEDBLADE XS CARRYING CASE



[XSHRS5]

SPEEDBLADE XS HOLDER REPLACEMENT PARTS

5 PAIRS



[BRANNOK]

BRANNOCK



[ACUPLU]

SKATE OVER



CCM SKATE SIZING CHART

	CCM Hockey Skate Size US	US Shoe Size (Men)	Euro Shoe Size	Actual Foot Length (cm)
YOUTH	6	7	24	14,5
	7	8	25	15,2
	8	9	26	16,2
	9	10	27	17
	9,5	10,5	27,5	17,4
	10	11	28	17,8
	10,5	11,5	29	18,2
	11	12	29,5	18,7
	11,5	12,5	30	19,1
	12	13	31	19,5
	12,5	13,5	31,5	19,9
	13	1	32	20,3
	13,5	1,5	33	20,6
JUNIOR	1	2	33,5	21
	1,5	2,5	34	21,4
	2	3	35	21,8
	2,5	3,5	35,5	22,2
	3	4	36	22,6
	3,5	4,5	36,5	23,1
	4	5	37,5	23,5
	4,5	5,5	38	23,9
	5	6	38,5	24,3
	5,5	6,5	39	24,7
SENIOR	6	7,5	40,5	25,1
	6,5	8	41	25,5
	7	8,5	42	26
	7,5	9	42,5	26,4
	8	9,5	43	26,8
	8,5	10	44	27,2
	9	10,5	44,5	27,7
	9,5	11	45	28,1
	10	11,5	45,5	28,5
	10,5	12	46	28,9
	11	12,5	47	29,4
	11,5	13	47,5	29,8
	12	13,5	48	30,2



TOTAL SHOT TIME = [LOAD TIME + UNLOAD TIME] + PUCK FLIGHT TIME

WHERE DO YOU SHOOT?

Shooting is broken down into 3 phases:
LOADING, UNLOADING, and PUCK FLIGHT TIME.

Maximum Power

Longer loading time leads to more energy storage and greater puck speed and acceleration.

Maximum Quickness

Quick release shots reduce loading/unloading time to minimize time to release.

SPLIT POINT

Using Shooting Performance Lab data, CCM has broken down the offensive zone for the player and identified a key Split Point to identify where the player benefits of each shot :

Above the split point, maximum **speed** is required to get the puck to the net faster.

Below the split point, maximum **quickness** is required to get the puck to the net faster.

SUPER TACKS

The energy stored by the longer loading period benefits players looking for maximum power.

JET SPEED

Hinge effect concentrates loading zone for players looking for blend of speed and response.

RIBCORE

Short loading period benefits players looking for quickness of release.

NEW

NANOLITE CARBON LAYERING

EXPERIENCE LIGHTWEIGHT AT A NEW LEVEL WITH THE INNOVATIVE HIGH PERFORMANCE CARBON LAYERING DEVELOPED BY THE CCM ENGINEERING TEAM.

HIGH-PERFORMANCE CARBON LAYERING TECHNOLOGY COMBINED WITH SIGMATEX® SPREAD TOW CREATES A STICK THAT'S BOTH INCREDIBLY LIGHT AND INCREDIBLY STRONG.





CCM PERFORMANCE LAB

AT CCM, WE ARE ALWAYS LOOKING TO PUSH INNOVATION. THE STICK CATEGORY RELIES ON ADVANCES IN MECHANICAL ENGINEERING TO ALLOW DATA DRIVEN PERFORMANCE. WE USE OUR CCM PERFORMANCE LAB TO TEST NEW TECHNOLOGIES AND IMPROVE THE FITTING PROCESS FOR PLAYERS OF ALL AGES AND TYPES.



— = SOFT — = STIFF

SUPER TACKS

MID KICK POINT

Stiff bottom of the shaft for more control with a softer mid-section to maximize loading and power.



JET SPEED

HYBRID KICK POINT

Optimized flex zones create a hinge for greater power and speed.



RIBCOR

LOW KICK POINT

Gradual decrease in stiffness in the bottom of the shaft to maximize ease of loading and quick releases.



JETSPEED
FT3
PRO

J E T S P E E D

F T 3

P R O

THE JETSPEED FT3 PRO IS DESIGNED TO SCORE FROM ANYWHERE. FEATURING A HYBRID KICK POINT, R-GEOMETRY AND NEW NANOLITE CARBON LAYERING TECHNOLOGY, THIS IS OUR LIGHTEST, QUICKEST AND MOST DURABLE STICK YET.

TECH 001

NEW NANOLITE CARBON LAYERING

HIGH-PERFORMANCE CARBON LAYERING TECHNOLOGY COMBINED WITH SIGMATEX® SPREAD TOW CREATES A STICK THAT'S BOTH INCREDIBLY LIGHT AND INCREDIBLY STRONG.

TECH 002

HYBRID KICK POINT

CREATES A POWER HINGE EFFECT SO YOU CAN LOAD THE STICK USING A BLEND OF SPEED AND RESPONSE.

TECH 003

SHAFT DIMENSIONS

R-GEOMETRY PROVIDES ROUNDED CORNERS, CONCAVE SIDES, A SHAPE THAT'S INCREDIBLY STREAMLINED. THE RESULT IS AN ULTRA-COMFORTABLE, HIGH-PERFORMANCE STICK PREFERRED BY THE PROS.

TECH 004

JF-90 LIGHTWEIGHT BLADE

WITH AN EXCLUSIVE DAMPENED CORE, REINFORCED HEEL/TOE AREA AND TACTILE SURFACE WITH SIGMATEX®, THIS EXTREMELY LIGHTWEIGHT BLADE IS DESIGNED TO GIVE YOU A HEIGHTENED FEEL FOR THE PUCK.



[HSFT3P] [NEW]
**JETSPEED FT3
 PRO**
 STICKS

**KICK
POINT****HYBRID FLEX PROFILE**

Creates a power hinge effect so you can load the stick using a blend of speed and response.

BLADE**JF-90 BLADE
WITH DAMPENED CORE TECHNOLOGY**

With an exclusive dampened core, reinforced heel/toe area and tactile surface, this extremely lightweight blade is designed to give you a heightened feel for the puck.

**SHAFT
DESIGN****JETSPEED SHAFT
WITH DOUBLE-CONCAVE DIMENSIONS**

R-geometry provides rounded corners, concave sides and a shape that's incredibly streamlined. The result is an ultra-comfortable, high-performance stick preferred by the pros.

**SHAFT
TECHNOLOGY****NEW NANOLITE CARBON LAYERING**

High-Performance carbon layering technology combined with Sigmatex® Spread Tow creates a stick that's both incredibly light and incredibly strong.

MATERIAL**SIGMATEX® SPREAD TOW**

Developed by a world leader in aerospace technology specifically for CCM, this high-performance spread tow fabric features an innovative weaving process that makes this stick light, strong and durable.

**INTERMEDIATE
& JUNIOR
GEOMETRY****I & J SHAPE**

Designed in collaboration with elite men, women and youth hockey players, this design features rounded corners and concave sides for improved control and comfort.

OFFERING

SR - 95 / 62"
P28 / P29 / P90TM

SR - 85 / 60"
P28 / P29 / P90TM

SR - 80 / 60"
P28 / P29 / P90TM

SR - 75 / 60"
P28 / P29 / P90TM

SR - 70 / 60"
P28 / P29 / P90TM

INT - 65 / 57"
P28 / P29 / P90TM

INT - 55 / 55"
P28 / P29 / P90TM

JR - 50 / 54"
P28 / P29 / P90TM

JR - 40 / 51"
P28 / P29 / P90TM

YT - 30 / 48"
P28

BOOKING CURVES

P19 - SR
 P88 - SR, INT, JR

[HSFT3] [NEW]
JETSPEED FT3
 STICKS

**KICK
POINT****HYBRID FLEX PROFILE**

Creates a power hinge effect so you can load the stick using a blend of speed and response.

BLADE**JS4 BLADE**

Lightweight blade with proprietary dampened core, reinforced heel/toe area and tactile blade surface that delivers heightened puck feel.

**SHAFT
DESIGN****JETSPEED SHAFT
WITH DOUBLE-CONCAVE DIMENSIONS**

R-geometry provides rounded corners, concave sides, a shape that's incredibly streamlined. The result is an ultra-comfortable, high-performance stick preferred by the pros.

**SHAFT
TECHNOLOGY****NEW OPTIMIZED SHAFT DESIGN**

Developed using cutting-edge design tools to substantially reduce weight without sacrificing durability.

MATERIAL**C6 WEAVE ON BLADE AND
SHAFT + PEEL PLY BLADE TEXTURE**

A lightweight carbon fiber weave for extraordinary stiffness, strength and durability throughout the shaft and blade.

**INTERMEDIATE
GEOMETRY****I-SHAPE**

Designed in collaboration with elite men, women and youth hockey players, this new design features rounded corners and concave sides for improved control and comfort.

OFFERING

SR - 95 / 62"
P28 / P29 / P90TM

SR - 85 / 60"
P28 / P29 / P90TM

SR - 80 / 60"
P28 / P29 / P90TM

SR - 75 / 60"
P28 / P29 / P90TM

SR - 70 / 60"
P28 / P29 / P90TM

INT - 65 / 57"
P28 / P29 / P90TM

INT - 55 / 55"
P28 / P29 / P90TM

JR - 50 / 54"
P28 / P29 / P90TM

JR - 40 / 51"
P28 / P29 / P90TM

BOOKING CURVES

P19 - SR
 P88 - SR, INT, JR

[HSJ460]
JETSPEED 460
STICKS

KICK
POINT

HYBRID FLEX PROFILE
Creates a power hinge effect so you can send the puck flying across the ice using a blend of speed and response.

BLADE

JS3 BLADE
Lightweight blade with dampened core for feel and precision.

SHAFT
DESIGN

JETSPEED SHAFT WITH DOUBLE-CONCAVE DIMENSIONS
R-geometry provides rounded corners, concave sides, a shape that's incredibly streamlined. The result is an ultra-comfortable, high-performance stick preferred by the pros.

MATERIAL

C6 WEAVE ON BLADE
A carbon fiber weave that provides remarkable overall stiffness and strength for added durability on the shaft and blade.

GEOMETRY

INTERMEDIATE
Designed in collaboration with elite women and youth hockey players, this new design features rounded corners and concave sides for improved control and comfort.

OFFERING

SR - 85 / 59"
P28 / P29

SR - 75 / 59"
P28 / P29

INT - 55 / 55"
P28 / P29

JR - 50 / 52"
P28 / P29

JR - 40 / 49"
P28 / P29

[HSJ440]
JETSPEED 440
STICKS

KICK
POINT

HYBRID FLEX PROFILE
Creates a power hinge effect so you can send load the stick using a blend of speed and response.

BLADE

JS3 BLADE
Lightweight blade for accurate shooting and passing.

SHAFT
DESIGN

JETSPEED SHAFT WITH DOUBLE-CONCAVE DIMENSIONS
R-geometry provides rounded corners, concave sides, a shape that's incredibly streamlined. The result is an ultra-comfortable, high-performance stick preferred by the pros.

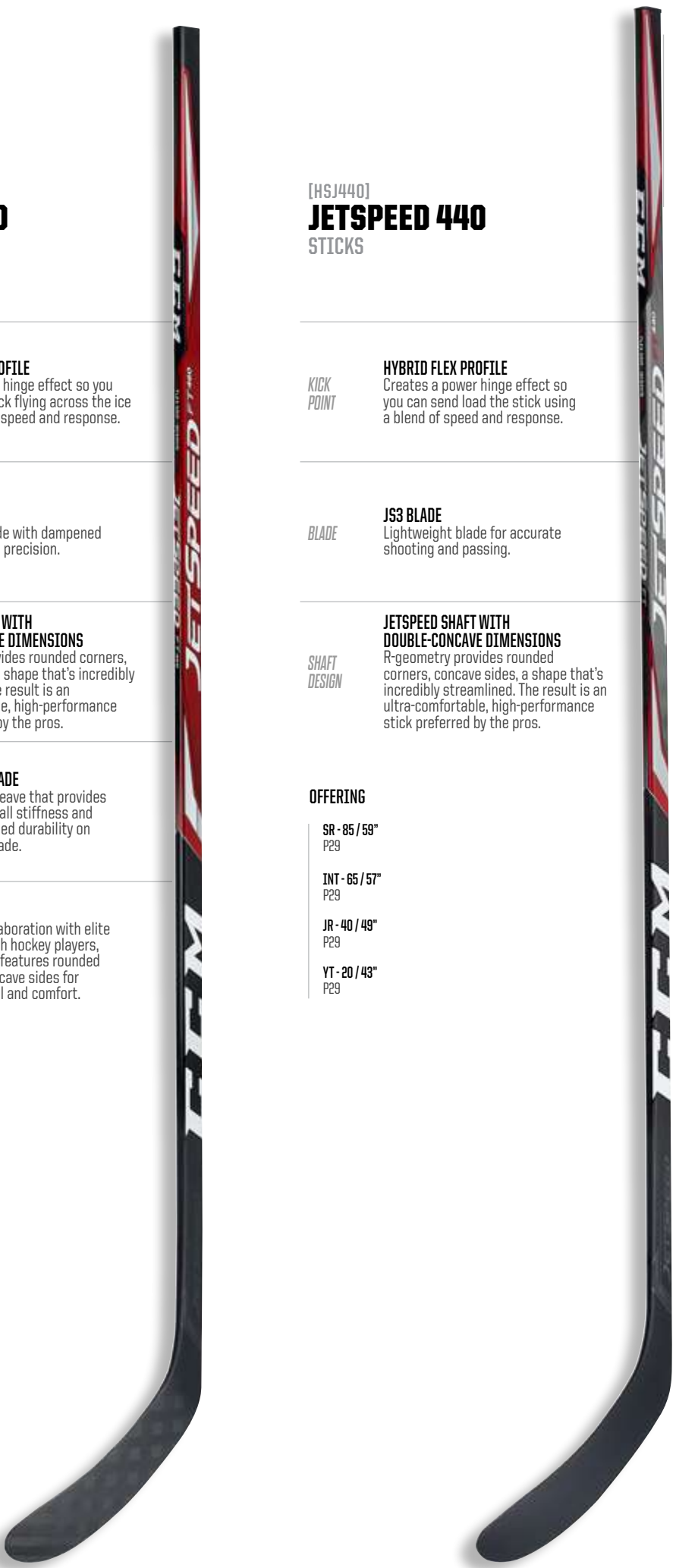
OFFERING

SR - 85 / 59"
P29

INT - 65 / 57"
P29

JR - 40 / 49"
P29

YT - 20 / 43"
P29



OFFERING

SR - 95 / 62"
P19 / P28 / P29 / P88

SR - 85 / 60"
P19 / P28 / P29 / P88

SR - 80 / 60"
P19 / P28 / P29 / P88

SR - 75 / 60"
P19 / P28 / P29 / P88

SR - 70 / 60"
P19 / P28 / P29 / P88

INT - 65 / 57"
P28 / P29 / P88

INT - 55 / 55"
P28 / P29 / P88

JR - 50 / 52"
P28 / P29 / P88

JR - 40 / 49"
P28 / P29 / P88

YTH - 30 / 45"
P29

[HSAS2P]

SUPER TACKS AS2 PRO STICK

KICK POINT	MAX. LOADING MID KICK	Built with a soft mid-section for longer loading periods to store maximum energy, plus a stiff taper zone to boost stability and response.
SHAFT TECHNOLOGY	X-FLOW TECHNOLOGY	Advanced molding technology eliminates excess resin and voids for improved shaft quality, consistency and durability while reducing the overall weight of the stick.
BLADE	ACU4 BLADE XX-STIFF BLADE	Our stiffest construction yet, this lightweight blade features a tactile surface for maximum feel and shot control, plus a reinforced toe and heel for unmatched durability.
MATERIAL	SIGMATEX® SPREAD TOW	Developed by a world leader in aerospace technology specifically for CCM, this high-performance spread tow fabric features an innovative weaving process that makes this stick light, strong and durable.

OFFERING

SR - 95 / 62"
P19 / P28 / P29 / P88

SR - 85 / 60"
P19 / P28 / P29 / P88

SR - 80 / 60"
P19 / P28 / P29 / P88

SR - 75 / 60"
P19 / P28 / P29 / P88

SR - 70 / 560"
P19 / P28 / P29 / P88

INT - 65 / 57"
P28 / P29 / P88

JR - 50 / 52"
P28 / P29 / P88

JR - 40 / 49"
P28 / P29 / P88

[HSAS2]

TACKS AS2 STICK

KICK POINT	OPTIMIZED MID KICK	A soft mid-section allows for a longer loading period to store more energy while the stiff taper zone maximizes stability and response.
SHAFT TECHNOLOGY	X-FLOW TECHNOLOGY	Advanced moulding technology that eliminates excess resin and voids for improved shaft quality, consistency and durability while reducing the overall weight of the stick.
BLADE	ACU X-STIFF BLADE	Extra -stiff, lightweight construction featuring a tactile surface for maximum feel and shot control, plus a reinforced toe and heel for unmatched durability.
MATERIAL	C6 WEAVE ON BLADE & SHAFT	A carbon fiber weave that provides remarkable overall stiffness and strength for added durability on the shaft and blade.

OFFERING

SR - 85 / 59"
P28 / P29

SR - 75 / 59"
P28 / P29

INT - 55 / 55"
P28 / P29

JR - 50 / 52"
P28 / P29

JR - 40 / 49"
P28 / P29

[HS9280]

TACKS 9280 STICK

KICK POINT	MID KICK POINT	All-in-one flex profile with two different stiffness zones - delivering maximum loading for both wrist and slap shots.
BLADE	ULTRA ATTACKFRAME BLADE	Lightweight blade with high torsional and bending stiffness for accurate shooting and passing.
MATERIAL	C6 WEAVE ON BLADE	A carbon fiber weave that provides remarkable overall stiffness and strength for added durability on the blade.
GEOMETRY	T-GEOMETRY	Proven T-shape square corner design.

OFFERING

SR - 85 / 59"
P29

INT - 65 / 57"
P29

JR - 40 / 49"
P29

YT - 20 / 43"
P29

[HS9260]

TACKS 9260 STICK

KICK POINT	MID KICK POINT	All-in-one flex profile with two different stiffness zones that offers great loading for both wrist and slap shots.
BLADE	ULTRA ATTACKFRAME BLADE	Lightweight blade with high torsional and bending stiffness for accurate shooting and passing.
GEOMETRY	T-GEOMETRY	Proven T-shape square corner design.

RIBCOR TRIGGER 4 PRO

THE GAME JUST KEEPS GETTING FASTER, SO MORE AND MORE PLAYERS ARE MOVING TO RIBCOR STICKS FOR THE ULTIMATE QUICK-RELEASE SHOT. RIBCOR TRIGGER 4 PRO, OUR LEADING LOW-KICK POINT STICK, FEATURES A NEW ERGONOMIC SHAPE WITH ASSYMETRIC TAPER AND SEAMLESS DESIGN FOR ALL-OUT DEXTERITY, RELEASE SPEED, AND DURABILITY. COMBINE THIS WITH OUR EXCLUSIVE X-FLOW MOULDING TECHNOLOGY AND SIGMATEx FABRIC AND YOU'VE GOT AN INCREDIBLY LIGHTWEIGHT, HIGH-PERFORMANCE PRODUCT. OUR INTERMEDIATE AND JUNIOR STICKS BENEFIT FROM THESE SAME GREAT FEATURES.

TECH 001


ERGONOMIC SHAFT GEOMETRY

HIGH-PERFORMANCE CARBON LAYERING TECHNOLOGY COMBINED WITH SIGMATEx® SPREAD TOW CREATES A STICK THAT'S BOTH INCREDIBLY LIGHT AND INCREDIBLY STRONG.

TECH 002

ASYMMETRIC TAPER

FRONT SIDE: CONCAVE FRONT SIDE PROVIDES RIBCOR QUICK-RELEASE LOW KICK PROFILE
BACK SIDE: ROUNDED CONCAVE BACK SIDE MAXIMIZES TORSIONAL STIFFNESS FOR GREATER ACCURACY AND CONTROL.



TOP-SHAFT

ROUNDED CONCAVE SHAPE
INCREASES COMFORT AND CONTROL.



MID-SHAFT

ROUNDED CONVEX BACK SIDE COMBINED
WITH SQUARE-CORNERED CONCAVE FRONT
MAXIMIZES DEXTERITY AND CONTROL.



LOW-SHAFT

CONCAVE FRONT SIDE PROVIDES
QUICK-RELEASE AND ROUNDED CONCAVE BACK
SIDE MAXIMIZES ACCURACY AND CONTROL.



TECH 003

AGILITY BLADE

NEW ADVANCED THIN PROFILE ALLOWS LINEAR FLEX FOR QUICK RELEASE WHILE MAINTAINING TORSIONAL STIFFNESS REQUIRED FOR ACCURACY. BLADE STIFFNESS PROFILE IS SPECIALLY ADAPTED TO SUIT THE LOW-KICK PROFILE.



OFFERING

SR - 95 / 62"
P19 / P28 / P29 / P88

SR - 85 / 60"
P19 / P28 / P29 / P88

SR - 80 / 60"
P19 / P28 / P29 / P88

SR - 75 / 60"
P19 / P28 / P29 / P88

SR - 70 / 60"
P19 / P28 / P29 / P88

INT - 65 / 57"
P28 / P29 / P88

INT - 55 / 55"
P28 / P29 / P88

JR - 50 / 52"
P28 / P29 / P88

JR - 40 / 49"
P28 / P29 / P88

[HSRIB7]

TRIGGER⁴ PRO STICK

KICK POINT	OPTIMIZED RIBCOR LOW KICK	Featuring a soft taper area and optimal vertical flex, our exclusive Ribcor Asymmetric Taper design maximizes loading and quick release.
SHAFT TECHNOLOGY	X-FLOW TECHNOLOGY	Advanced molding technology eliminates excess resin and voids for improved shaft quality, consistency and durability while reducing the overall weight of the stick.
SHAFT DESIGN	ERGONOMIC SHAFT	New advanced ergonomic construction designed by the CCM Performance Lab in collaboration with the best hockey players on the planet.
BLADE	AGILITY BLADE	New, softer blade facilitates quick release and increases shot accuracy.
MATERIAL	SIGMATEX [®] SPREAD TOW	Developed by a world leader in aerospace technology specifically for CCM, this high-performance spread tow fabric features an innovative weaving process that makes this stick light, strong and durable.

OFFERING

SR - 95 / 62"
P19 / P28 / P29 / P30

SR - 85 / 60"
P19 / P28 / P29 / P30

SR - 80 / 60"
P19 / P28 / P29 / P30

SR - 75 / 60"
P19 / P28 / P29 / P30

INT - 70 / 60"
P19 / P28 / P29 / P30

INT - 65 / 57"
P28 / P29

JR - 50 / 52"
P28 / P29

JR - 40 / 49"
P28 / P29

[HSRCP3]

RIBCOR PRO³ PMT STICK

KICK POINT	OPTIMIZED RIBCOR LOW KICK	Featuring a soft taper area and optimal vertical flex, our exclusive Ribcor Asymmetric Taper design maximizes loading and release.
SHAFT TECHNOLOGY	X-FLOW TECHNOLOGY	Advanced molding technology eliminates excess resin and voids for improved shaft quality, consistency and durability while reducing the overall weight of the stick.
SHAFT DESIGN	ENHANCED POP MATRIX TECHNOLOGY	Re-engineered Ribcor geometry offers a more efficient and seamless energy transfer to maximize bending strength and speed of release.
BLADE	ASCENT BLADE 2	Lightweight blade with tactile surface and reinforced heel/toe area for heightened puck feel.
MATERIAL	C6 BLADE WITH A TACTILE SURFACE + C6 SHAFT	A carbon fiber weave that provides remarkable overall stiffness and strength for added durability on the shaft and blade. Tactile blade surface delivers heightened puck feel.

OFFERING

SR - 95 / 59"
P28 / P29

SR - 85 / 59"
P28 / P29

SR - 75 / 59"
P28 / P29

INT - 55 / 55"
P28 / P29

JR - 50 / 52"
P28 / P29

JR - 40 / 49"
P28 / P29

[HSRC65]

RIBCOR 65K STICK

KICK POINT	LOW KICK	Engineered low-kick point drives quickness of release.
SHAFT TECHNOLOGY	X-FLOW TECHNOLOGY	Advanced molding technology eliminates excess resin and voids for improved shaft quality, consistency and durability while reducing the overall weight of the stick.
SHAFT DESIGN	ENHANCED POP MATRIX TECHNOLOGY	Re-engineered Ribcor geometry offers a more efficient and seamless energy transfer to maximize bending strength and speed of release.
BLADE	ASCENT BLADE 2	An optimized stiffness profile that transitions seamlessly from softer in the heel to extra stiff in the toe for heightened puck feel and quick release.
MATERIAL	C6 WEAVE ON BLADE WITH TACTILE SURFACE	The carbon fiber weave provides remarkable overall stiffness and strength for added durability. Tactile blade surface delivers heightened puck feel.

OFFERING

INT - 85 / 59"
P29

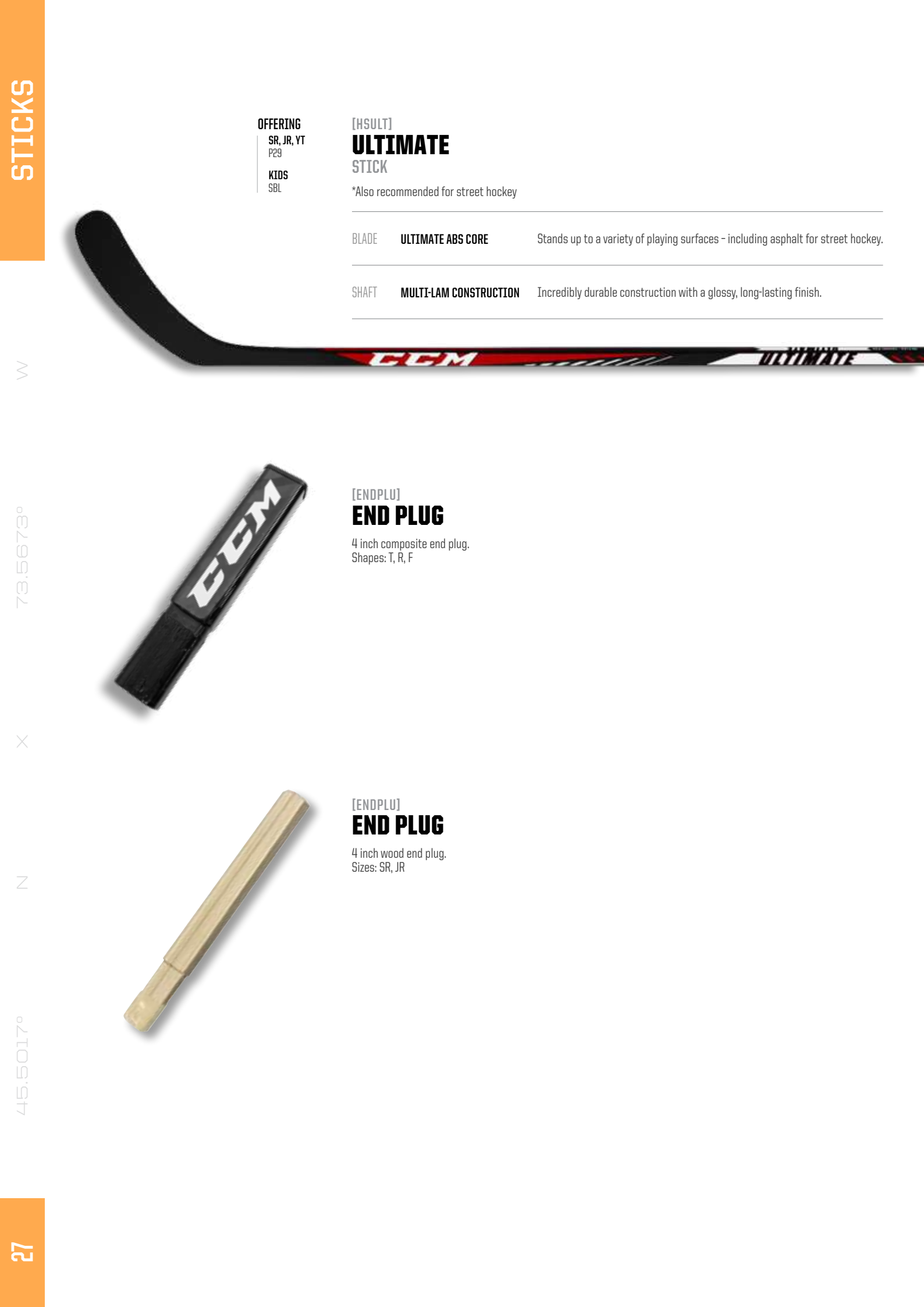
JR - 65 / 57"
P29

JR - 40 / 49"
P29

[HSRC63]

RIBCOR 63K STICK

KICK POINT	LOW KICK	Engineered low-kick point drives quickness of release.
SHAFT DESIGN	EASY-TO-LOAD TECHNOLOGY	An exclusive construction featuring an optimized flex ratio.
BLADE	SXX2 BLADE	Stiffness increases from heel to toe for quicker release.



OFFERING
SR, JR, YT
P29
KIDS
SBL

[HSULT]
**ULTIMATE
STICK**

*Also recommended for street hockey

BLADE **ULTIMATE ABS CORE** Stands up to a variety of playing surfaces - including asphalt for street hockey.

SHAFT **MULTI-LAM CONSTRUCTION** Incredibly durable construction with a glossy, long-lasting finish.



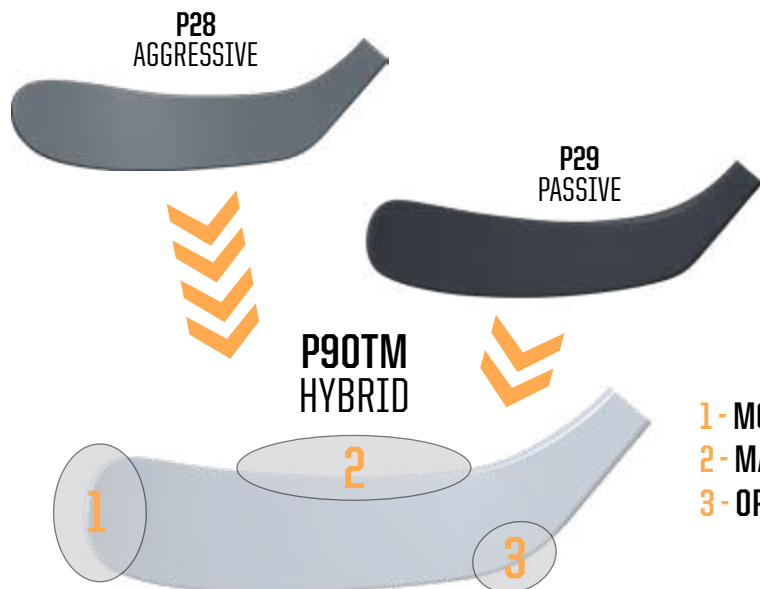
[ENDPLU]
END PLUG

4 inch composite end plug.
Shapes: T, R, F



[ENDPLU]
END PLUG

4 inch wood end plug.
Sizes: SR, JR



P90TM CURVE EVALUATION

POPULAR WITH OUR PRO PLAYERS, THE NEW P90TM BLENDS THE P28 AND THE P29 CURVES AND A SUBTLE TOE CURVE. COMBINED WITH A MAX HEIGHT AND A LOWER LIE, THIS IS IDEAL FOR THE PLAYER LOOKING FOR AN EDGE ON FACE-OFFS OR TO HELP TIPPING PUCKS IN THE AIR.

- 1 - MODIFIED TOE
- 2 - MAX HEIGHT
- 3 - OPTIMAL LIE



POSITION HEEL
SIZE MEDIUM
OPENESS SLIGHTLY OPENED

BENEFITS
MID CURVE PROVIDES CONTROL AND ACCURACY.

P19



POSITION MID
SIZE BIG
OPENESS OPENED

BENEFITS
BEST OF BOTH WORLDS. THE NEW P90TM BLENDS THE P28 AND P29 WITH A MAX HEIGHT FEATURE

TAVARES - P90TM



POSITION MID/TOE
SIZE BIG
OPENESS OPENED

BENEFITS
GREAT FOR TOE DRAGS AND HITTING THE TOP SHELF.

MCDAVID - P28
(186-2)

BAUER P28, WARRIOR W28, EASTON E28, TRUE TC3



POSITION MID
SIZE BIG
OPENESS OPENED

BENEFITS
THE ALL-IN-ONE. ACCURATE PASSING, GOOD CONTROL AND A HARD SHOT.

CROSBY - P29
(203-2)

BAUER P92, WARRIOR W03, TRUE TC2, EASTON E/P3, SHERWOOD PP26



POSITION MID
SIZE MEDIUM
OPENESS CLOSED

BENEFITS
SLIGHT HOOK AT THE TOE IS GREAT FOR STICKHANDLING WHILE THE CLOSED FACE PROVIDES GREAT CONTROL ON SHOTS.

PANARIN - P30
(198-1)

BAUER P88, WARRIOR W88, EASTON E36, TRUE MC



POSITION MID
SIZE MEDIUM
OPENESS CLOSED

BENEFITS
GOOD FOR STICKHANDLING AND CONTROLLING SHOTS.

OVECHKIN - P88
(184-1)

BAUER P88, WARRIOR W88, EASTON E36, TRUE MC

TACKS 910 HELMET

YEARS OF LEADING R&D AND PERFORMANCE TESTING HAVE LED TO THE PINNACLE IN HEAD PROTECTION. INTRODUCING THE TACKS 910, A SLEEK NEW HELMET DEVELOPED IN COLLABORATION WITH THE NEUROTRAUMA IMPACT SCIENCE LABORATORY (NISL) AT THE UNIVERSITY OF OTTAWA. WRAP YOUR HEAD IN ALL-NEW PRO-GRADE TECHNOLOGIES THAT HELP PROTECT YOUR HEAD WHILE KEEPING YOU COMFORTABLE AND AT THE TOP OF YOUR GAME.



TECH 001

FLUID INSIDE + D30® SMART MATERIAL

COMBINED WITH RATE SENSITIVE D30® SMART MATERIAL, NEW FLUID INSIDE™ PODS ARE STRATEGICALLY PLACED IN THE LINER FOR UNPARALLELED IMPACT PROTECTION.

TECH 002

I.Q.SHION GEL LINER

NEW I.Q.SHION GEL MEMORY FOAM COMFORT LINER LAYERED ON MOLDED DUAL-DENSITY FOAMS WITH A SMOOTH CONTOUR EDGE, FOR PREMIUM COMFORT AND FIT. FEELS GOOD FROM THE MOMENT YOU PUT IT ON THROUGH TO YOUR LAST SHIFT.

TECH 003


ACTIVE STABILIZER

NEW SELF-ADJUSTING ACTIVE STABILIZER REAR CUSHION SUPPORTS THE OCCIPITAL BONE REGION FOR AN EXTRA SNUG AND COMFORTABLE FIT.

TECH 004

ADJUSTMENT

WITH A NEW TOOL-FREE FRONT-TO-BACK ADJUSTMENT, ENCASED IN A REINFORCED SIDE IMPACT FRAME FOR ADDED RIGIDITY, THE TACKS 910 HELMET MAKES IT EASIER THAN EVER TO FIND YOUR FIT. DESIGNED TO FIT A WIDER RANGE OF HEAD SIZES.





[HT910 / HT910C] **TACKS 910** HELMET

SIZES		HAT SIZES
L	58.5 - 63.0 cm / 7 3/8 - 8	
M	55.5 - 60.0 cm / 7 - 7 1/2	
S	52.5 - 57.0 cm / 6 1/2 - 7 1/8	

PROTECTION	FLUID INSIDE POD MATRIX AND D3O® TECHNOLOGY	Designed for an elite level of protection, to dissipate impact energy and manage all types of impacts thanks to new Fluid Inside pods strategically placed in liner, combined with rate sensitive D3O® Smart Material.
COMFORT	I.Q.SHION GEL MEMORY FOAM COMFORT LINER AND DUAL DENSITY MOLDED FOAMS WITH SMOOTH CONTOUR EDGE	Offer a pro level of comfort and fit with the added benefit of sweat management properties at the front.
ADJUSTMENT	ACTIVE STABILIZER AND TOOL-FREE ADJUSTMENT SYSTEM	Self-adjusting occipital support cushion and easy front-to-back side adjustment with a wider size range for a customized snug fit.
SHELL	OPTIMIZED AESTHETICS AND REINFORCED SIDE IMPACT FRAME	A pro-approved look with new structure stiffness for added protection on sides.
COLORS	<div><div>BLK</div><div>WHT</div><div>NVY</div><div>RYL</div><div>RED</div></div> <p>* ALL 5 COLORS ARE AVAILABLE AS COMBO</p> <p>*Offered as a combo with FM780 (S-M-L) in Black</p>	



[HT710 / HT710C] **TACKS 710** HELMET

SIZES		HAT SIZES
L	57 - 62 CM / 7 1/8 - 7 3/4	
M	55 - 59 CM / 6 7/8 - 7 3/8	
S	51 - 56 CM / 6 3/8 - 7	

PROTECTION/COMFORT	I.Q.SHION FOAM COMFORT LINER WITH D3O® AND R.E.D. SYSTEM	Designed to manage multiple types of impacts while offering a premium level of comfort and fit.
ADJUSTMENT	SINGLE TOOL-FREE ADJUSTMENT	Easy adjustment at the back of the helmet for a customized snug fit.
SHELL	DESIGNED TO MAXIMIZE PROTECTIVE CAPABILITIES	A pro preferred look with geometry that helps absorb impacts.
COLORS	<div><div>BLK</div><div>WHT</div><div>NVY</div><div>RYL</div><div>RED</div></div> <p>* ALL 5 COLORS ARE AVAILABLE AS COMBO</p> <p>*Offered as a combo with FM680 (S-M-L) in Gunmetal</p>	



[HT310 / HT310C] **TACKS 310** HELMET

SIZES		HAT SIZES
L	57 - 62 CM / 7 1/8 - 7 3/4	
M	55 - 59 CM / 6 7/8 - 7 3/8	
S	51 - 56 CM / 6 3/8 - 7	

PROTECTION/COMFORT	I.Q.SHION FOAM COMFORT LINER WITH D3O®	High level of protection and offers a premium level of comfort and fit.
ADJUSTMENT	SINGLE TOOL-FREE ADJUSTMENT	Easy adjustment at the back of the helmet for a customized snug fit.
SHELL	DESIGNED TO MAXIMIZE PROTECTIVE CAPABILITIES	A pro preferred look with geometry that helps absorb impacts.
COLORS	<div><div>BLK</div><div>WHT</div><div>NVY</div><div>RYL</div><div>RED</div></div> <p>* ALL 5 COLORS ARE AVAILABLE AS COMBO</p> <p>*Offered as a combo with FM680 (S-M-L) in Gunmetal</p>	



[HT110 / HT110C] **TACKS 110** HELMET

SIZES		HAT SIZES
L	57 - 62 CM / 7 1/8 - 7 3/4	
M	55 - 59 CM / 6 7/8 - 7 3/8	
S	51 - 56 CM / 6 3/8 - 7	
XS	50 - 54 CM / 6 1/4 - 6 3/4	

PROTECTION/COMFORT	MULTI DENSITY FOAM LINER	Pro-preferred look and developed to help manage a variety of impacts.
ADJUSTMENT	SINGLE TOOL-FREE ADJUSTMENT	Easy adjustment at the back of the helmet for a customized snug fit.
SHELL	DESIGNED TO MAXIMIZE PROTECTIVE CAPABILITIES	A pro preferred look with geometry that helps absorb impacts.
COLORS	<div><div>BLK</div><div>WHT</div><div>NVY</div><div>RYL</div><div>RED</div></div> <p>* ALL 5 COLORS ARE AVAILABLE AS COMBO</p> <p>*Offered as a combo with SILVER FM680 (XS-S-M-L)</p>	



[HTFL3DS / HTFL3DSC]
FITLITE 3DS HELMET

SIZES	HAT SIZES
L	58 - 64 CM / 7 1/4 - 8
M	54 - 59 CM / 6 3/4 - 7 3/8
S	50 - 56 CM / 6 1/4 - 7

PROTECTION	D30® SMART MATERIAL WITH RATE SENSITIVE SHOCK ABSORBING PROPERTIES	Premium level protection that disperses the force of impact.
COMFORT	LOW DENSITY EPP WITH MEMORY FOAM COMFORT CUSHIONS	Offers a lightweight professional level of protection and state-of-the-art comfort.
ADJUSTMENT	MICRODIAL III ALLOWS A FULL 360° WRAP AND ADJUSTMENT	Optimal fit and comfort with an occipital lock for a customizable fit that keeps the helmet in place during play.
SHELL	HIGH-DENSITY PE SHELL WITH ABS SUBSHELL	Lightweight professional level of protection.

COLORS
HELMET /
SUBSHELL™

BK/BK

WH/WH

NV/NV

RV/SL

RD/RD

*Offered as a combo with the FM680 (S, M, L)

DESIGNED SPECIFICALLY FOR THE PLAYER FROM **7 TO 11** YEARS OLD



[HTFLJRC]
FL3DS JUNIOR HELMET

SIZES	JR	ONE SIZE
SIZE RANGE		49 - 57 CM - 6 1/8 - 7 1/8

PROTECTION/COMFORT	MULTI DENSITY LINER WITH INTEGRATED D30®	Designed to manage junior specific impacts.
ADJUSTMENT	TOOL FREE FACEMASK ADJUSTMENT + FRONT-TO-BACK SIDE CLIPS	An easy-to-adjust helmet that will grow with the player.
SHELL	HIGH-DENSITY PE SHELL	Lightweight elite level of protection.

COLORS

BLK

WHT

NVY

RED

[ACCYTS]
FL3DS YOUTH/JUNIOR
DECALS - HELMET STICKER PACK

PINK - BLUE - RED - NEON YELLOW - SILVER - GREEN - BLACK
*Contains all colors



DESIGNED SPECIFICALLY FOR THE PLAYER FROM **4 TO 7** YEARS OLD



[HTYTHC]
FL3DS YOUTH HELMET

SIZES	YT	ONE SIZE
SIZE RANGE		47 - 55 CM / 5 7/8 - 6 7/8

PROTECTION/COMFORT	MULTI DENSITY LINER WITH INTEGRATED D30®	Designed to manage youth specific impacts.
ADJUSTMENT	TOOL FREE FACEMASK ADJUSTMENT + FRONT-TO-BACK SIDE CLIPS	An easy-to-adjust helmet that will grow with the player.
SHELL	HIGH-DENSITY PE SHELL	Lightweight elite level of protection.

COLORS

BLK

WHT

NVY

RED

5 SUPER EASY STEPS

1 - LENGTH OF HELMET

2 - CLIP UNDER CHIN

3 - TOP CLIP ADJUSTMENT

4 - J-CLIP ADJUSTMENT

5 - VELCRO STRAP ADJUSTMENT



[HTFL90 / HTFL90C]

FL90 HELMET

SIZES

HAT SIZES

L	57 - 62 CM / 7 1/8 - 7 3/4
M	54 - 59 CM / 6 3/4 - 7 3/8
S	51 - 56 CM / 6 3/8 - 7

PROTECTION

D3O® SMART MATERIAL WITH RATE SENSITIVE SHOCK ABSORBING PROPERTIES

Premium level protection that disperses the force of impact.

COMFORT

I.Q.SHION MEMORY FOAM COMFORT LINER WITH D3O®

High level of protection and offers a premium level of comfort and fit.

ADJUSTMENT

INTEGRATED MICRODIAL ALLOWS 75% WRAP AND ADJUSTMENT

Allows for an easily adjustable wrap around the head for optimal custom fit and comfort.

SHELL

HIGH-DENSITY PE SHELL

Lightweight elite level of protection.

COLORS
HELMET /
SUBSHELL™



BK/BK



WH/WH



NV/NV



RV/RV



RD/RD

*Offered as a combo with the FM680 (S, M, L) in Gunmetal



[HTFL60 / HTFL60C]

FL60 HELMET

SIZES

HAT SIZES

L	58 - 63 CM / 7 1/4 - 7 7/8
M	55 - 59 CM / 6 7/8 - 7 3/8
S	51 - 56 CM / 6 3/8 - 7

PROTECTION

LIQUID FILLED R.E.D. SYSTEM BLADDERS POSITIONED BETWEEN THE LINER AND THE PLAYER'S HEAD

Revolutionary technology developed with the University of Ottawa to manage multiple types of impacts.

COMFORT

LOW-DENSITY EPP LINER WITH LYCRA COMFORT CUSHIONS

Offers high level protection and comfort.

ADJUSTMENT

TOOL FREE FIT CLIPS LENGTH ADJUSTMENT

Easy adjustment on the side of the helmet for a customized fit and high level of comfort.

SHELL

HIGH-DENSITY PE SHELL

Lightweight high level of protection.

COLORS



BLK



WHT



NVY



RED

*Offered as a combo with FMFL80 (S-M-L) in silver



[HT50 / HT50C]

CCM50 HELMET

SIZES

HAT SIZES

SR	L	57.5 - 62 CM / 7 1/4 - 7 3/4
	M	54.5 - 59 CM / 6 3/4 - 7 3/8
	S	50.5 - 56 CM / 6 1/4 - 7
JR	XS	48 - 53 CM / 6 - 6 5/8

COMFORT

MULTI DENSITY FOAM LINER

Liner designed to provide high levels of comfort and protection.

ADJUSTMENT

TOOL FREE FIT CLIPS LENGTH ADJUSTMENT

Easy adjustment on the side of the helmet for a customized fit and high level of comfort.

SHELL

HIGH-DENSITY PE SHELL

Lightweight high level of protection.

COLORS



BLK



WHT



NVY



RED



PNK

*Offered as a combo with FM50 (XS-S-M-L) in silver

JOFA



[HT715LS]

715 MULTI-PURPOSE HELMET

SIZES S 45.5 - 52.5 CM M 51.5 - 55.5 CM

<i>FIT</i>	MICRODIAL FOR A FAST AND EASY SIZE ADJUSTMENT. Easy to change to a proper size even with winter gloves on. Adjustable in both length and width to ensure perfect fit.
<i>LINER</i>	MULTI IMPACT EXPANDED POLYPROPYLENE (EPP) FOAM. Great recovery ability ensures protection on numerous occasions. Comfort liner and comfort hat with ear protection.
<i>SHELL</i>	HIGH DENSITY POLYETHYLENE.
<i>VENTILATION</i>	VENTILATION HOLES WITH CONTRAST COLORED WEBBING.
<i>RELEASE SYSTEM</i>	CERTIFIED GREEN SAFETY BUCKLE.
<i>OTHER</i>	CE APPROVED EN 1080 IMPACT PROTECTION. Helmet for use by young children while cycling or pursuing other activities in environments which has proven risks of head injuries.



BLACK/
WHITE



YELLOW/
BLUE



WHITE/
BLUE



BLUE/
RED



PINK/
WHITE

JOFA



[HT415S]

415 MULTI-PURPOSE HELMET

SIZES S 45.5 - 52.5 CM M 51.5 - 55.5 CM

<i>FIT</i>	TWO-PIECE. Adjustable shell with two point adjustment.
<i>LINER</i>	MULTI IMPACT EXPANDED POLYPROPYLENE (EPP) FOAM. Great recovery ability ensures protection on numerous occasions. Comfort pads.
<i>SHELL</i>	HIGH DENSITY POLYETHYLENE.
<i>VENTILATION</i>	VENTILATION HOLES
<i>RELEASE SYSTEM</i>	CERTIFIED GREEN SAFETY BUCKLE.
<i>OTHER</i>	CE APPROVED EN 1080 IMPACT PROTECTION. Helmet for use by young children while cycling or pursuing other activities in environments which has proven risks of head injuries.



BLACK



WHITE



BLUE



PINK



[FM780]

780 FACEMASK

SIZES SR S, M, L, XL
COLOR BLK

<i>WIRES</i>	THIN FLAT WIRES	Thin alloy bars designed to provide maximum visibility.
<i>CHIN CUP</i>	MULTI DENSITY FOAM CHIN CUP WITH D3O® SMART MATERIAL	Designed to provide high levels of comfort, sweat management, and impact absorbing protection.



[FM680GML] [NEW]

680 FACEMASK

SIZES SR S, M, L
COLOR GUNMETAL

<i>WIRES</i>	THIN FLAT WIRES	Thin alloy bars designed to provide maximum visibility.
<i>CHIN CUP</i>	MULTI DENSITY FOAM CHIN CUP	Designed to provide high levels of comfort, sweat management and protection.



[FM580BK] BLACK
[FM580WH] WHITE

580 FACEMASK

SIZES SR XS, S, M, L
COLOR BLACK, WHITE

<i>WIRES</i>	THIN ROUND WIRES	Designed to provide maximum visibility.
<i>CHIN CUP</i>	MULTI DENSITY FOAM CHIN CUP	Designed to provide high levels of comfort and protection.



[FM50]

50 FACEMASK

SIZES SR XS, S, M, L
COLOR BLACK, SILVER

<i>WIRES</i>	THIN ROUND WIRES	Designed to provide maximum line of sight.
<i>CHIN CUP</i>	COMFORT FOAM WITH WIRE GUARD	Designed for comfort with a good level of protection.



[FMFV1]
**FV1 FULL FACE
VISOR**

SIZES **SR**
JR



SUPERIOR
ANTI-SCRATCH COATING



EXCELLENT
OPTICAL ACCURACY



PREMIUM
ANTI-FOG COATING

CONSTRUCTION	IMPACT RESISTANT POLYCARBONATE WITH ANTI-FOG AND ANTI-SCRATCH	High-quality material and finish offers a wide and unobstructed field of vision and vent design maximizes air flow.
DESIGN	OPTIMAL VENT PLACEMENT	Modern vent design maximizes air flow for great breathability during play.
CHIN CUP	MULTI DENSITY FOAM CHIN CUP	Comfortable and snug fitting chin cup.
CERTIFICATION	CSA, HECC, CE	

CERTIFIED ON:

	FITLITE			FL30S			FL90		
	S	M	L	S	M	L	S	M	L
FV1 JR	✓						✓		
FV1 SR	✓	✓	✓	✓	✓	✓	✓	✓	✓

	TACKS				TACKS 910				TACKS 710				TACKS 310				TACKS 110			
	S	M	L	XL	S	M	L	XL	S	M	L	XL	S	M	L	XL	XS	S	M	L
FV1 JR	✓				✓				✓				✓				✓	✓		
FV1 SR	✓	✓	✓	✓	✓	✓	✓	✓	✓	✓	✓	✓	✓	✓	✓	✓		✓	✓	✓

	BAUER			RE-AKT			RE-AKT 75			RE-AKT 150		
	S	M	L	S	M	L	S	M	L	S	M	L
FV1 JR	✓						✓			✓		
FV1 SR	✓	✓	✓	✓	✓	✓	✓	✓	✓	✓	✓	✓



[VR11] **[NEW]**
**VR11
SHORT CUT
VISOR + SPACER**



REVISION'S PREMIUM
ANTI-SCRATCH COATING



MILITARY GRADE
OPTICAL ACCURACY



REVISION'S OCUMAX
ANTI-FOG COATING

POWERED BY **REVISION.**

CERTIFICATION	-
VISOR HEIGHT	-
COLOR	CLEAR



[VR14]
**VR14
STRAIGHT
CERTIFIED
VISOR + SPACER**



ANTI-SCRATCH
COATING



VERY GOOD
OPTICAL ACCURACY

CERTIFICATION	CSA, HECC, CE
VISOR HEIGHT	96 MM / 3.8 IN
COLOR	CLEAR

[VR25]
**VR25
STRAIGHT
VISOR + SPACER**



REVISION'S PREMIUM
ANTI-SCRATCH COATING



MILITARY GRADE
OPTICAL ACCURACY



REVISION'S OCUMAX
ANTI-FOG COATING

POWERED BY **REVISION.**

CERTIFICATION	CE ONLY
VISOR HEIGHT	88 MM / 3.5 IN
COLOR	CLEAR

[ACCFVC]
**FV1 FULL FACE VISOR
ACCESSORIES**

AVAILABLE IN SR & JR
20 TOP CLIPS - 10L & 10R
20 SCREWS

[VRSPAC]
**VISOR
ACCESSORIES**

4 SCREWS
2 SPACERS
2 DUAL T-NUTS

Can be used with all CCM visors.



HELMET ACCESSORIES

- HHNUMB

HT NUMBER STICKER

• BLK / RED / RYL / WHT
- ACCTC2

TOPCLIP

• FM780 / FM680 • 40 (20L, 20R)
- ACCTC3

TOPCLIP

• FMFL80 / FM580 / FM50 • 40 (20L, 20R)
- ACCTKE

TACKS EAR COVER, EAR LOOP & STRAP

• 5 Sets • BLK / WHT
- ACCTK9E

TACKS 910 EAR COVER, EAR LOOP & STRAP **[NEW]**

• 5 Sets • BLK / WHT
- ACCJC1

JCLIP

• FM780 / FM680 / FV1 • 20 (10L, 10R)
- ACCJC2

JCLIP

• OTHER CCM • 20 (10L, 10R)
- ACCSCW

SCREW SET CCM

• 20 (10M, 10L)

- ACCYTK

YT ACCESSORY KIT

1- 2 TOP CLIPS

2- 2 SETS J CLIPS

3- 2 SETS CAGE STRAPS

4- 2 SETS REAR HOOKS

*INCLUDES ALL HARDWARE

- ACCJRK

JR ACCESSORY KIT

1- 2 TOP CLIPS

2- 2 SETS J CLIPS

3- 2 SETS CAGE STRAPS

*INCLUDES ALL HARDWARE

- ACCKTR

- FM780 / FM680 / FV1 J-CLIP

(12)
- LEFT J-CLIP

(10)
- RIGHT J-CLIP

(10)
- EARLOOPS

(2 PAIR)
- ROUND POST

(25)
- LONG POST

(25)
- SQUARE POST

(20)
- REAR SNAP SCREW

(25)
- PLASTIC BUCKLES

(15)
- FM780 / FM680 TOPCLIP

(20)
- FL40 TOPCLIP

(10L/10R)
- FMFL80 / FM50 TOPCLIP

(20)
- REAR SNAP

(25)
- LONG SCREW

(25)
- MEDIUM SCREW

(25)



HELMET SIZE COMPARISON CHART

		SIZE RANGE (CM)																					
		46	47	48	49	50	51	52	53	54	55	56	57	58	59	60	61	62	63	64	65	66	
TACKS 910	S																						
	M																						
	L																						
TACKS 710	S																						
	M																						
	L																						
TACKS 310	S																						
	M																						
	L																						
TACKS 110	XS																						
	S																						
	M																						
	L																						
FL3DS	YT																						
	JR																						
	S																						
	M																						
	L																						
FL90	S																						
	M																						
	L																						
FL60	S																						
	M																						
	L																						
CCM50	XS																						
	S																						
	M																						
	L																						
FL500	S/M																						
	L																						



TACKS 4ROLL PRO² GLOVES

TACKS 4ROLL PRO² GLOVES

GET A GRIP ON YOUR GAME. THE LATEST CCM GLOVE TO GET A MAJOR UPGRADE, NEW TACKS 4ROLL PRO² DELIVER PRO-LEVEL PROTECTION AND UNPARALLELED MOBILITY FOR SLICK STICK HANDLING. THINK CLASSIC STRAIGHT 4 ROLL FIT WITH AN OPEN FLEXCUFF + PRO FLEXTHUMB TO KEEP YOUR HANDS SHARP AND LET YOUR IMAGINATION RUN WILD.

TECH 001

NASH[®] PALM WITH REINFORCEMENT

WITH A PRO-LEVEL NASH PALM AND ADDED EMBOSSED NASH REINFORCEMENT, YOU AND YOUR STICK BECOME ONE.

D3O²

TECH 002

D3O[®] SMART MATERIAL PROTECTION

PROVEN IMPACT PROTECTION COMBINED WITH DUAL-DENSITY FOAM AND PE INSERTS.



Polygiene[®]

TECH 003

POLYGIENE[®] TREATED LINER

SUBLIMATED GRAPHIC LINER TREATED WITH POLYGIENE[®] TO HELP CONTROL ODOR-CAUSING BACTERIA.



[HG4RP2] **[NEW]**
TACKS 4R PRO²
 GLOVES

SIZES SR 13", 14", 15"



[HG4R2] **[NEW]**
TACKS 4R²
 GLOVES

SIZES SR 13", 14", 15"
 JR 10", 11", 12"
 YT 8", 9"

CONSTRUCTION **PRO-APPROVED POLYESTER + PU LEATHER**
 Maximize durability with a classic look.

CONSTRUCTION **LIGHTWEIGHT POLYESTER**
 Durable construction built from high-quality material.

FINGERS / BACKHAND **DUAL-DENSITY FOAM WITH PE INSERTS + D3O® SMART MATERIAL BACKHAND**
 Pro-level protection and shock absorbcency around the entire hand with added D3O® Smart Material on the backhand.

FINGERS / BACKHAND **SINGLE DENSITY FOAM**
 Comfortable and protective for competitive play.

LINER **POLYGIENE® TREATED LINER**
 Soft, comfortable and treated with anti-microbial Polygiene® to help control odor-causing bacteria.

THUMB **PE-INJECTED THUMB PROTECTION**
 Major thumb protection.

THUMB **PRO FLEXTHUMB - SR ONLY**
 Two-piece thumb delivers better mobility and an incredible grip on your stick.

PALM **SOFT NASH PALM**
 Soft feel and great durability.

PALM **NASH PALM WITH NASH REINFORCEMENT**
 An enhanced feel for your stick, plus superior durability and comfort.

CUFF **OPEN FIXED CUFF**
 Freedom of movement and comfort for slick stick handling.

CUFF **SEGMENTED FLEXCUFF WITH PE INSERTS**
 Open segmented cuff for major freedom of movement, flexibility and protection.

COLORS



BKBK NVNV

COLORS



BKWH NVNV RDRD BKRW RYRY

BOOKING COLORS



Polygiene®



[HGAS1]
SUPER TACKS AS1
GLOVES

SIZES	SR	13", 14", 15"
	JR	11", 12"

CONSTRUCTION	PRO-APPROVED POLYESTER	Durable construction built from high-quality materials.
FINGERS / BACKHAND	PE FOAM + PE INSERTS WITH D30® SMART MATERIAL	Premium PE foam and PE inserts layered with D30® Smart Material for pro-level protection and shock absorbency.
LINER	POLYGIENE® TREATED LINER	Soft, comfortable and treated with anti-microbial Polygiene® to help control odor-causing bacteria.
THUMB	PRO FLEXTHUMB - SR ONLY	Two-piece thumb delivers better mobility and an incredible grip on your stick.
PALM	PRO CLARINO® PALM AND CLARINO® REINFORCEMENT	Pro feel and excellent durability.
CUFF	SEGMENTED FLEXCUFF	Open segmented cuff for major freedom of movement, flexibility and protection.

COLORS



[HGAS1]
YOUTH SUPER TACKS AS1
GLOVES

SIZES	YT	8", 9"
-------	----	--------

CONSTRUCTION	PRO-APPROVED POLYESTER	Durable, lightweight construction built from superior materials.
FINGERS / BACKHAND	D30® SMART MATERIAL WITH PE FOAM	Lightweight construction and elite protection.
PALM	WATER REPELLENT NASH® PALM WITH REINFORCEMENT	An enhanced feel for your stick, plus superior durability and comfort. Upgraded with water repellent.
CUFF	OPEN CUFF	Freedom of movement, plus augmented flexibility and protection.
COLORS	BKWH	

[HG9080]
TACKS 9080
GLOVES

SIZES	SR	13", 14", 15"
	JR	10", 11", 12"

CONSTRUCTION	PRO-APPROVED POLYESTER	Durable, lightweight construction built from superior materials.
FINGERS / BACKHAND	D30® SMART MATERIAL WITH PE FOAM + PE INSERTS	Premium PE foam and PE inserts layered with D30® Smart Material for pro-level protection and shock absorbency.
LINER	POLYGIENE® TREATED LINER	Soft, comfortable and treated with anti-microbial Polygiene® to help control odor-causing bacteria.
THUMB	PRO FLEXTHUMB - SR ONLY	Two-piece thumb delivers better mobility and an incredible grip on your stick.
PALM	CLARINO® PALM WITH KEVLAR® REINFORCEMENT	Pro-feel with increased abrasion resistance.
CUFF	SEGMENTED FLEXCUFF	Open, segmented cuff for major freedom of movement, flexibility and protection.

COLORS





[HG9060]
TACKS 9060
GLOVES

SIZES	SR	13", 14", 15"
	JR	10", 11", 12"

CONSTRUCTION	LIGHTWEIGHT POLYESTER	Durable construction built from high-quality materials.
FINGERS / BACKHAND	DUAL-DENSITY FOAM WITH PE INSERTS	Dual-density foam and PE inserts deliver lightweight, top-notch protection.
THUMB	PRO FLEXTHUMB - SR ONLY	Two-piece thumb delivers better mobility and an incredible grip on your stick.
PALM	NASH® PALM WITH REINFORCEMENT	An enhanced feel for your stick, plus superior durability and comfort.
CUFF	SEGMENTED FLEXCUFF	Open segmented cuff for major freedom of movement, flexibility and protection.

COLORS



[HG9040]
TACKS 9040
GLOVES

SIZES	SR	13", 14", 15"
	JR	10", 11", 12"

CONSTRUCTION	LIGHTWEIGHT POLYESTER	Durable construction built from high-quality material.
FINGERS / BACKHAND	PE FOAM + PE INSERTS	Premium foam and inserts deliver lightweight, top-notch protection.
THUMB	REGULAR PE THUMB	Great thumb mobility and protection.
PALM	NASH® PALM WITH REINFORCEMENT	An enhanced feel for your stick, plus superior durability and comfort.
CUFF	OPEN CUFF	Freedom of movement, plus augmented flexibility and protection.

COLORS





[HGFT1]
JETSPEED FT1
GLOVES

SIZES	SR	13", 14", 15"
	JR	11", 12"

CONSTRUCTION	PRO-APPROVED POLYESTER + SYNTHETIC LEATHER + LIGHTWEIGHT PROTECTIVE FOAM	Durable, lightweight construction built to deliver pro-level protection.
LINER	POLYGIENE® TREATED LAMINATED LINER WITH PU CUSHION FOAM	Soft and comfortable, this liner is treated with anti-microbial Polygiene® to help control odor-causing bacteria.
FINGERS / BACKHAND	PRO-LEVEL D3O® + ZOTEFOAM® + PE INSERTS PACKAGE	Extremely lightweight construction and pro-level protection.
THUMB	PRO FLEXTHUMB	2-piece thumb delivers better mobility and an incredible grip on your stick.
PALM	PRO CLARINO® PALM + REINFORCEMENT	Soft feel for ultimate stick handling and superior durability.
CUFF	ANATOMICAL OPEN FLEXCUFF	Enhanced freedom of movement, flexibility and protection.

COLORS



[HGFT1]
YOUTH JETSPEED FT1
GLOVES

SIZES	YT	8", 9"
-------	----	--------

CONSTRUCTION	LIGHTWEIGHT POLYESTER	Durable construction built from high-quality material.
LINER	PE FOAM	Lightweight construction and reliable protection.
THUMB	REGULAR PE THUMB	Great thumb mobility and protection.
PALM	SOFT NASH® PALM	Soft feel and great durability.
COLORS	BKWH, NVWH	

[HG390]
JETSPEED FT390
GLOVES

SIZES	SR	13", 14", 15"
	JR	10", 11", 12"



CONSTRUCTION	PRO-APPROVED POLYESTER	Durable, lightweight construction built from superior material.
LINER	POLYGIENE® TREATED LAMINATED LINER WITH PU CUSHION FOAM	Soft and comfortable, this liner is treated with anti-microbial Polygiene® to help control odor-causing bacteria.
FINGERS / BACKHAND	PRO-LEVEL HD/PE FOAM + PE INSERTS	Lightweight construction and elite-level protection.
THUMB	PRO FLEXTHUMB	Increased mobility for a better grip.
PALM	PRO FEEL CLARINO® BASE PALM + HIGH ABRASION REINFORCEMENT	Soft feel for ultimate stickhandling with high-caliber durability.
CUFF	ANATOMICAL OPEN CUFF	Enhanced freedom of movement and protection.

COLORS



BOOKING
COLORS





[HG370] JETSPEED FT370 GLOVES

SIZES	SR	13", 14", 15"
	JR	10", 11", 12"

CONSTRUCTION	PRO-QUALITY MESH	Lightweight and incredibly durable.
LINER	LINER WITH PU CUSHION FOAM	Soft feel.
FINGERS / BACKHAND	PE FOAM AND PE INSERT	Premium foam and inserts deliver lightweight, top-notch protection.
THUMB	PRO FLEXTHUMB	Increased mobility for a better grip.
PALM	SOFT NASH® PALM WITH EMBOSSED ABRASION REINFORCEMENT	Soft feel and enhanced durability.
CUFF	OPEN CUFF	Freedom of movement, plus augmented flexibility and protection.

COLORS



BOOKING COLORS



[HG350] JETSPEED FT350 GLOVES

SIZES	SR	13", 14", 15"
	JR	10", 11", 12"

CONSTRUCTION	LIGHTWEIGHT POLYESTER	Durable construction built from high-quality material.
LINER	LAMINATED LINER WITH PU CUSHION FOAM	Soft feel.
FINGERS / BACKHAND	PE FOAM + PE INSERTS ON BACK HAND	Premium foam and inserts deliver lightweight, top-notch protection - especially on the backhand.
THUMB	FLEXTHUMB	Great mobility and stick grip.
PALM	SOFT NASH PALM WITH REINFORCEMENT	Great soft feel and durability.

COLORS



D3O®

WHAT IS D3O®

D3O® uses a combination of patented, patent-pending and proprietary technologies to make rate sensitive, soft, flexible materials with high shock absorbing properties. It offers the thinnest and most advanced protection against impact. D3O® materials are made using a combination of advanced polymer chemistry and cutting-edge design. The materials are soft and flexible, with no compromise on comfort, but react differently when force is applied. D3O® absorbs and dissipates energy during an impact, reducing the amount of force transmitted to your body compared to standard foams.

HOW D3O® MATERIALS WORK

D3O® has a unique molecular structure; in standard conditions, the molecules flow freely allowing the material to remain soft and flexible, but on impact, they lock together to absorb and dissipate the impact energy and reduce the transmitted force. The molecules instantly return to their flexible state. D3O® is strain-rate sensitive, which means the stronger the impact, the more the molecules react, providing great protection.

CCM uses D3O® Smart Material in key areas that require the highest degree of protection and comfort due to its many excellent properties. D3O® materials allow CCM products to remain lightweight and manage various types of impacts often experienced in hockey.

HOW D3O® TECHNOLOGIES WORK



SOFT AND FLEXIBLE
MATERIAL

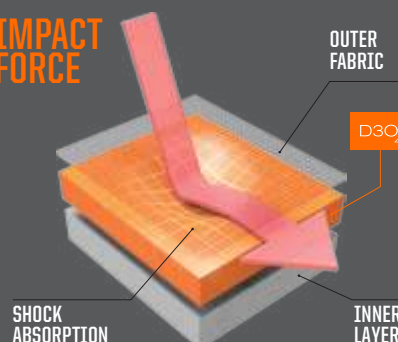


ABSORBS AND DISSIPATES
IMPACT ENERGY



RETURNS TO FLEXIBLE STATE

IMPACT
FORCE



OUTER
FABRIC

D3O®

SHOCK
ABSORPTION

INNER
LAYER

PROTECTED BY
D3O®

SUPER TACKS = MAXIMUM PROTECTION & COVERAGE WITH AN ANATOMICAL, CLASSIC FIT

PANTS

W

73.5673°

X

N

45.5017°

43



COLORS



BLACK



NAVY



RED



[HPAS1]

YOUTH SUPER TACKS AS1 PANTS

SIZES SR S, M, L, XL
JR M, L

CONSTRUCTION	ADJUSTMENT	HIP	KIDNEY
200D NYLON WITH PRO 400D REINFORCEMENT Elite-level material with extra reinforcement in high-wear areas.	E-FIT INTERNAL BELT AND EXTERNAL BELT WITH LENGTH-ADJUSTING ZIPPER Provides a snug fit and maximum comfort.	PE INSERTS THIGH GUARDS Premium PE provides elite impact protection.	FLOATING SPINE PROTECTOR WITH D30® SMART MATERIAL IN TAILBONE PAD Ultimate comfort and protection for your spine, plus D30® impact and shock absorption for your tailbone.

COLORS



BLACK

NAVY

RED

COLORS



BLACK



NAVY



RED

D30®

[HP9080]

TACKS 9080 PANTS

SIZES SR S, M, L, XL, XXL
JR S, M, L, XL

CONSTRUCTION	ADJUSTMENT	HIP	KIDNEY
PRO 400D NYLON WITH SIDE PANEL REINFORCEMENT	INTERNAL BELT SYSTEM WITH STABILIZED BELLY PAD + LENGTH-ADJUSTING ZIPPER	JDP HIP CAP REINFORCED WITH D30® SMART MATERIAL	MOLDED PE CAP
Premium quality nylon reduces weight and increases durability in high wear areas.	The belt is built for ultimate comfort and adjustability while the 1" length-adjusting zipper gives you a fit that's customized.	Pro-level cap construction disperses impact force away from the hip joint while D30® helps absorb impact and shock.	Pro-level impact protection in the kidney area.
BACK PROTECTION	THIGH GUARD		
FLOATING SPINE PROTECTOR WITH D30® SMART MATERIAL	FLOATING MOLDED PE CAP + PE FOAM WITH LEG ZIPPER		
Superior lower back protection combined with D30® material for impact and shock absorption.	Pro-level protection with a floating thigh guard that makes it easy to apply custom embroidery.		

COLORS



BLACK



NAVY



RED

[HP9060]

TACKS 9060 PANTS

SIZES SR S, M, L, XL
JR S, M, L, XL

CONSTRUCTION	ADJUSTMENT	HIP	KIDNEY
400D LIGHTWEIGHT NYLON PANELS WITH SIDE REINFORCEMENT	INTERNAL BELT SYSTEM WITH LENGTH-ADJUSTING ZIPPER	JDP HIP CAP REINFORCED WITH PE FOAM	MOLDED PE CAP
High-quality nylon reduces weight and increases durability.	Custom fit with 1" length extension.	Pro-level cap construction disperses the impact force away from the hip joint while PE foam provides added comfort and protection.	Pro-level impact protection in the kidney area.
BACK PROTECTION	THIGH GUARD		
FIXED MOLDED PE SPINE PROTECTOR	FLOATING MOLDED PE CAP + PE FOAM WITH LEG ZIPPER		
Molded PE spine for impact protection in the lower back.	Pro-level protection with a floating thigh guard that makes it easy to apply custom embroidery.		

COLORS



BLACK



NAVY



RED

[HP9040]

TACKS 9040 PANTS

SIZES SR S, M, L, XL
JR S, M, L, XL

CONSTRUCTION	HIP	KIDNEY	BACK PROTECTION	THIGH GUARD
SR: 400D LIGHTWEIGHT NYLON AND POLYESTER PANELS JR: 210D & 400D LIGHTWEIGHT NYLON AND POLYESTER PANELS	JDP CAP REINFORCED WITH PE FOAM	MOLDED PE CAP	FIXED MOLDED SPINE PROTECTOR	MOLDED PE CAP
High-quality nylon reduces weight and increases durability.	Pro-level cap construction disperses the impact force away from the hip joint while PE foam provides added comfort and protection.	Pro-level impact protection in the kidney area.	Molded PE spine for impact protection in the lower back.	Lightweight protection in the thigh area.

[HP9040]

YOUTH TACKS 9040 PANTS

SIZES YT S, M, L

COLORS



BLACK

THIGH PROTECTION	BACK PROTECTION	HIP PROTECTION	ATTACHMENT
MOLDED PE PLASTIC CAP Maximum impact protection.	EXTENDED SPINE PROTECTOR Maximum impact protection in lower back.	MOLDED PE CAP High level of protection dispersing the force of impact away from hip joint.	EXTERNAL BELT Improved fit and adjustment.

JETSPEED = LIGHTWEIGHT & MOBILE WITH A TAPERED FIT



COLORS



BLACK



NAVY



RED



ROYAL

[HPFT1VP]

JETSPEED FT1 VELCRO* PANTS

SIZES SR S, M, L, XL
JR M, L, XL

CONSTRUCTION	400D + TEXTURED 400D + TEXTURED POLYESTER + SIDE PANEL REINFORCEMENT	Reduced weight and optimized durability.
ADJUSTMENT	INTERNAL BELT SYSTEM WITH LENGTH-ADJUSTING ZIPPER	Custom fit with 1" length extension.
LINER	DRYFOAM TECHNOLOGY WITH SOFT LAMINATED WATER REPELLENT LINING	Soft laminated liner absorbs less sweat so you can stay dry and your equipment lightweight.
HIP / KIDNEY	MOLDED PE CAPS WITH VENTED ZONES	Pro-level impact protection with added ventilation.
BACK PROTECTION	FLOATING SPINE PROTECTOR WITH MOLDED ROCKETFRAME COMPOSITE CAP	Made with NHL-caliber lightweight composite material for maximum impact protection and mobility in the lower back.
THIGH GUARD	MOLDED HD AND PE FOAM + LEG ZIPPER	Lightweight pro-level of protection with zipper adjustment for a more customized fit.
*VELCRO AVAILABLE IN SENIOR ONLY		
**JUNIOR AVAILABLE ONLY IN BLK & NVY		



COLORS



BLACK



NAVY



RED

[HP390]

JETSPEED FT390 PANTS

SIZES SR S, M, L, XL
JR S, M, L, XL

CONSTRUCTION	400D + TEXTURED 400D + TEXTURED POLYESTER + SIDE PANEL REINFORCEMENT	Reduced weight and optimized durability.
ADJUSTMENT	INTERNAL BELT SYSTEM AND HIDDEN 1" LENGTH-ADJUSTING ZIPPER DRYFOAM TECHNOLOGY WITH	Allows for a custom fit and optimized comfort.
LINER	SOFT LAMINATED WATER REPELLENT LINING	Soft laminated liner absorbs less sweat so you can stay dry and keep your equipment lightweight.
HIP / KIDNEY	MOLDED PE CAPS WITH VENTED ZONES	Pro-level protection with added ventilation.
BACK PROTECTION	FLOATING SPINE PROTECTOR WITH MOLDED PE CAP	Superior impact protection with extra mobility in lower back so your pants never get in the way of the game.
THIGH GUARD	MOLDED PE PLASTIC + LEG ZIPPER	High-level protection with zipper adjustment for a more customized fit.



COLORS



BLACK



NAVY



RED



ROYAL

[HP370]

JETSPEED FT370 PANTS

SIZES SR S, M, L, XL
JR S, M, L, XL

CONSTRUCTION	400D / 200D / TEXTURED POLYESTER	Reduced weight and optimized durability.
ADJUSTMENT	INTERNAL BELT SYSTEM	Delivers a snug and comfortable fit.
LINER	POLYESTER COMFORT LINER	Great comfort and durability.
HIP / KIDNEY	MOLDED PE CAPS	High-level protection.
BACK PROTECTION	MOLDED PE BACK PROTECTOR	High-impact protection in lower back.
THIGH GUARD	MOLDED PE PLASTIC	High-level protection.



COLORS



BLACK



NAVY

[HP350]

JETSPEED FT350 PANTS

SIZES SR S, M, L, XL
JR S, M, L, XL

CONSTRUCTION	210D LIGHTWEIGHT POLYESTER	For hockey pants that weigh less and last longer.
ADJUSTMENT	LACE AND EXTERNAL BELT SYSTEM	Comfortable and easy to adjust.
LINER	PU CUSHION FOAM LINER	Soft feel for extra comfort.
HIP / KIDNEY	MOLDED PE CAPS	High-level impact protection in the kidney/hip area.
BACK PROTECTION	PE INSERT BACK PROTECTOR	Added impact protection in lower back.
THIGH GUARD	MOLDED PE PLASTIC + PE FOAM	Good level of protection.



[HP350]

YOUTH JETSPEED FT350 PANTS

SIZES YT S, M, L

COLORS

HIP	BACK PROTECTION	THIGH GUARD
PE CAP High-level of protection designed to disperse impact force away from the hip joint.	PE INSERT SPINE PROTECTOR Added impact protection in the lower back.	MOLDED PE THIGH GUARD PROTECTION Maximum impact protection around the legs.



BLACK

J E T S P E E D G I R D L E

WHEN YOU'RE PLAYING TO WIN, YOU WANT A PANT THAT PROTECTS WITHOUT SLOWING YOU DOWN. THE NEW JETSPPEED GIRDLE HAS BEEN REDESIGNED WITH D30® SMART MATERIAL FOR PROFESSIONAL GRADE PROTECTION ENVELOPED IN A CLOSE-TO-THE-BODY CUSTOM FIT THAT WON'T CUT IN ON YOUR DRIVE TO THE NET.

TECH 001

CUSTOM FIT

THIGH GUARDS CAN EASILY BE ADJUSTED IN LENGTH AND WIDTH FOR YOUR IDEAL FIT AND COMFORT, KEEPING THE PROTECTION CLOSE TO THE BODY AND ALLOWING YOU TO MOVE FAST. SNUG FIT THROUGH THE WAIST AND THIGHS WITH A HIDDEN +1" PANT LENGTH ADJUSTMENT FOR ADDED ADAPTABILITY. COMPATIBLE WITH NEW PPJS JETSPPEED GIRDLE SHELL (SOLD SEPARATELY).

TECH 002

D30® SMART MATERIAL
SPINE PROTECTOR

IMPACT ABSORBING D30® AND HD FOAM HELPS PROTECT YOUR BACK FROM INCIDENTAL IMPACTS SO YOUR FOCUS REMAINS ON SPEED AND AGILITY.

TECH 003

JDP HIP CAP + PE MOLDED CAP +
MID-DENSITY FOAM

CAP CONSTRUCTION DISPERSES IMPACT FORCE AWAY FROM THE HIPS WHILE PE AND MID-DENSITY FOAM KEEP YOU COMFORTABLE AND AT PEAK MOBILITY.

TECH 004

DRYFOAM™ TECHNOLOGY

SUBLIMATED GRAPHIC LINER WITH DRYFOAM™ TECHNOLOGY WORKS HARD TO KEEP YOUR SWEAT FROM WEIGHING DOWN YOUR EQUIPMENT YOUR PLAY.



[PGJS] [NEW]		SIZES	
JETSPPEED GIRDLE		SR	S, M, L, XL
		JR	M, L
CONSTRUCTION	PRO 400D NYLON WITH SIDE PANEL REINFORCEMENT	Sublimated liner with Dry Foam technology to keep the product lightweight.	
ADJUSTMENT	ADJUSTABLE THIGH GUARD (LENGTH / WIDTH)	Easily customizable fit for an excellent level of comfort.	
HIP / THIGH	PE MOLDED CAP + MID-DENSITY FOAM	Pro-level lightweight impact protection, plus JDP hip caps to disperse impact force away from the hip joint.	
BACK PROTECTION	NEW INJECTION-MOLDED SPINE PROTECTOR WITH D30® AND HD FOAM	Pro-level impact protection in the lower back with a segmented tailbone pad that molds to your body.	
* COMPATIBLE WITH PPTK & PPJS SHELL, SOLD SEPARATELY			

* COMPATIBLE WITH PPTK & PPJS SHELL, SOLD SEPARATELY



[PPJS] [NEW]		SIZES	
JETSPPEED GIRDLE SHELL		SR	S, M, L, XL
		JR	M, L
CONSTRUCTION	PRO 400D NYLON WITH SIDE PANEL REINFORCEMENT	Reduced weight, optimized durability plus mesh panels for breathability and stretch panels for great mobility.	
ADJUSTMENT	HIDDEN 1" ZIPPER + ADJUSTABLE LENGTH & INSIDE LEG ZIPPER	For a customizable fit.	
PROTECTION	PADDED KIDNEY BELT OVER INTERNAL BELT	Low-profile belt for added protection and comfort.	
COLORS	BLACK, NAVY		

* OPTIMIZED FIT OVER PGJS GIRDLE WITH ATTACHMENTS TO SECURE IN PLACE FOR A SEAMLESS PRO LOOK

* OPTIMIZED FIT OVER PGJS GIRDLE WITH ATTACHMENTS TO SECURE IN PLACE FOR A SEAMLESS PRO LOOK



[PPTK]		SIZES	
GIRDLE SHELL		SR	S, M, L, XL
		JR	S, M, L, XL
CONSTRUCTION	PRO 400D + REINFORCEMENT		
ADJUSTMENT	HIDDEN 1" ZIPPER + ADJUSTABLE LENGTH		
COLORS	BLACK, NAVY, RED, ROYAL		

* REPLACEMENT SHELL FOR BOTH PGJS, PGSPTK AND PG7092

* REPLACEMENT SHELL FOR BOTH PGJS, PGSPTK AND PG7092



[PP15] [PP15G]		SIZES		SR	S, M, L, XL, XXL
PANT SHELL				** JR	S, M, L, XL
				*** GOALIE	S/M, L/XL
CONSTRUCTION	PRO 400D + REINFORCEMENT				
COLORS	BLACK, NAVY, RED, ROYAL				
* FITS OVER MOST HOCKEY PANTS. ** FITS OVER MOST HOCKEY GOALIE PANTS					

* FITS OVER MOST HOCKEY PANTS. ** FITS OVER MOST HOCKEY GOALIE PANTS



[SPAS1]

YOUTH SUPER TACKS AS1 SHOULDER PADS

CONSTRUCTION	CAPS	TORSO	BICEPS	STERNUM	SPINE
E-FIT STRETCH NECK Elastic neck area for an easy fit.	PE SHOULDER CAPS High-quality PE shoulder caps reinforced with PE foam for added comfort and protection.	ADJUSTABLE BELLY PAD + FULL-LENGTH VELCRO ADJUSTMENT + LIGHTWEIGHT FOAM LINER Lightweight and customizable for incredible comfort.	CUSTOMIZABLE BICEP ADJUSTMENT Custom strap makes it easy to lengthen your bicep protection.	FLOATING PE STERNUM WITH D30® SMART MATERIAL PE construction provides better mobility while D30® adds extra impact and shock absorption - giving you elite-level sternum protection.	INTEGRATED MOLDED PE FOAM SPINE Lightweight foam for elite-level comfort and protection.

[SP9080]

TACKS 9080 SHOULDER PADS

CONSTRUCTION	CAPS	TORSO	BICEPS	STERNUM	SPINE
DUAL-LAYER STRETCH BASE JACKET AND ADJUSTABLE STRAP SYSTEM	JDP SHOULDER CAPS WITH D30® SMART MATERIAL	HD FOAM KIDNEY PROTECTION & REMOVABLE BELLY PAD	CUSTOMIZABLE BICEP ADJUSTMENT Custom strap makes it easy to lengthen your bicep protection.	FLOATING PE STERNUM WITH D30® SMART MATERIAL PE construction provides better mobility while D30® absorbs impact and shock absorption, giving you elite-level sternum protection.	INTEGRATED MOLDED PE FOAM SPINE Lightweight foam for elite-level comfort and protection.

[SP9060]

TACKS 9060 SHOULDER PADS

CONSTRUCTION	CAPS	TORSO	BICEPS	STERNUM	SPINE
ANATOMICAL DUAL-LAYER BASE JACKET	JDP SHOULDER CAPS REINFORCED WITH MOLDED PE FOAM	MOLDED PE FOAM BASE + REMOVABLE BELLY PAD	CUSTOMIZABLE BICEP ADJUSTMENT Custom strap makes it easy to lengthen your bicep protection.	FLOATING MOLDED PE STERNUM	FLOATING MOLDED PE SPINE

[SP9040]

TACKS 9040 SHOULDER PADS

CONSTRUCTION	CAPS	BICEPS
ANATOMICAL MOLDED PE FRONT BASE JACKET	JDP SHOULDER CAPS REINFORCED WITH PE FOAM	CUSTOMIZABLE BICEP ADJUSTMENT
PE FOAM BASE CONSTRUCTION	FLOATING MOLDED PE STERNUM	INTEGRATED MOLDED PE SPINE

[SP9040]

YOUTH 9040 SHOULDER PADS

CONSTRUCTION	CAPS	BICEPS
E-FIT STRETCH NECK Elastic neck area for an easy fit.	INJECTED PE SHOULDER CAPS Excellent protection.	FLOATING STERNUM AND INTEGRATED PE SPINE, LIGHTWEIGHT FOAM CONSTRUCTION, FULL LENGTH VELCRO ADJUSTMENT Provides lightweight fit and good level of protection.





[EPAS1]
SUPER TACKS AS1 ELBOW PADS

SIZES	SR	S, M, L, XL
	JR	M, L

CAP	JDP CAP REINFORCED WITH D30® SMART MATERIAL + MOLDED FOAM COVERAGE	Pro-level cap construction disperses impact force away from the area while D30® helps absorb impact and shock - giving you elite-level elbow protection.
BICEP	ARTICULATED DUAL-LAYER BICEP WITH EXTENDED COVERAGE	Molded exposed foam and bicep dual-layer construction for optimized mobility and protection.
FOREARM	COMPRESSION-MOLDED EXPOSED HD FOAM WITH D30® SMART MATERIAL	Premium HD foam combined with D30® for impact and shock absorption.
ATTACHMENT	MIDDLE REINFORCED LOCK STRAP + ELASTIC BICEP STRAP + LENGTH-ADJUSTABLE FOREARM STRAP	360° strap system locks the elbow pad in place to help maintain exceptional comfort. Plus, it's easy to customize your fit.

[EPAS1]
YOUTH SUPER TACKS AS1 ELBOW PADS

SIZES	YT	S, M, L
-------	----	---------

CAP	JDP CAP REINFORCED WITH D30® SMART MATERIAL + MOLDED FOAM COVERAGE	JDP cap designed to disperse impact force away from the elbow joint while D30® helps absorb impact and shock - giving you elite-level elbow protection.
BICEP	ARTICULATED BICEP PE Foam provides comfort and mobility.	
ATTACHMENT	SINGLE STRAP ADJUSTMENT SYSTEM WITH MAXIMIZED VELCRO LANDING ZONE Built for comfort and protection, the strap system keeps your elbow pad in place.	



[EP9080]
TACKS 9080 ELBOW PADS

SIZES	SR	S, M, L, XL
	JR	S, M, L

CAP	JDP CAP REINFORCED WITH D30® SMART MATERIAL + MOLDED FOAM COVERAGE	JDP cap design disperses impact force away from the area while D30® absorbs impact and shock - giving you elite-level elbow protection.
BICEP	ARTICULATED BICEP WITH EXPOSED FOAM	Exposed molded foam and articulated construction.
FOREARM	COMPRESSION-MOLDED PE WITH D30® SMART MATERIAL	Molded PE with D30® for impact and shock absorption.
ATTACHMENT	LYCRA MESH MIDDLE LOCK STRAP + ELASTIC BICEP STRAP + LENGTH-ADJUSTABLE FOREARM STRAP	360° strap system locks the elbow pad in place to help maintain exceptional comfort. Plus, it's easy to customize your fit.



[EP9060]
TACKS 9060 ELBOW PADS

SIZES	SR	S, M, L, XL
	JR	S, M, L

CAP	JDP CAP WITH MOLDED PE FOAM COVERAGE	JDP cap designed to disperse impact force away from the elbow joint.
BICEP	ARTICULATED BICEP + MOLDED PE FOAM INSERT WITH EXTENDED COVERAGE	PE foam provides next-level protection and comfort.
FOREARM	MOLDED PE FOAM FOREARM GUARD	Strategic placement of molded PE means excellent forearm protection.
ATTACHMENT	LYCRA MESH MIDDLE LOCK STRAP + ELASTIC BICEP STRAP + NYLON FOREARM STRAP	Strap system locks the elbow pad into place so you can play the game without worrying about shifting.



[EP9040]
TACKS 9040 ELBOW PADS

SIZES	SR	S, M, L, XL
	JR	S, M, L

CAP	JDP ELBOW CAP	Lightweight protection that disperses impact force away from the elbow joint.
BICEP	MOLDED PE FOAM INSERT WITH EXTENDED COVERAGE	Built to deliver next-level protection and comfort.
FOREARM	MOLDED PE FOAM FOREARM GUARD	Strategic placement of molded PE for excellent forearm protection.
ATTACHMENT	STRETCH MIDDLE + BICEP STRAP WITH WEBBED FOREARM STRAP	Fits great, feels great and stays in place.

[EP9040]
YOUTH TACKS 9040 ELBOW PADS

SIZES	YT	S, M, L
-------	----	---------

CAP	CAPS	ATTACHMENT
SYMMETRICAL DESIGN No left or right, easy fit.	SYMMETRICAL PE CAP Great protection.	DOUBLE STRAP VELCRO ADJUSTMENT WITH MAXIMIZED LANDING ZONE Improved fit and adjustment.



[SGAS1] SUPER TACKS AS1 SHIN GUARDS

SIZES	SR	14", 15", 16", 17"
	JR	12", 13"

CALF	EXPOSED COMPRESSION-MOLDED HD FOAM WITH D30® SHOT BLOCK PROTECTION	Premium HD foam combined with D30® for impact and shock absorption, giving you elite-level calf protection.
KNEE CAP	JDP CAP WITH D30® SMART MATERIAL	Pro-level JDP cap construction disperses impact force away from the knee while D30® absorbs impact and shock.
SHIN CAP	ANATOMICAL PE SHIN CAP WITH TAPE GROOVE	Pro-strength PE shin cap with landing to lock in hockey tape.
ATTACHMENT	UPPER LOCK STRAP + LENGTH-ADJUSTABLE CALF STRAP	Snug fit that's customizable for all calf sizes.
LINER	REMOVABLE COMFORT LINER WITH KNEE CUT-OUT + DETACHABLE LOWER SHIN PADDING	Obtain a custom fit with the removable comfort liner and lower shin padding for unrivaled comfort.

[SGAS1] YOUTH SUPER TACKS AS1 SHIN GUARDS

SIZES	YT	8", 9", 10"
-------	----	-------------

CALF	KNEE CAP	SHIN CAP	ATTACHMENT	LINER
EXTENDED FOAM CALF GUARD Anatomical design with extended calf protection.	MOLDED PE CAP Designed to disperse impact force away from the knee.	MOLDED PE CAP Anatomical cap design delivers a high level of protection.	UPPER LOCK STRAP + CALF STRAPPING SYSTEM Incredibly comfortable and easily adjustable.	REMOVABLE COMFORT LINER WITH D30® SMART MATERIAL AND KNEE CUT-OUT Removable comfort liner makes it easy to customize your fit while D30® adds impact and shock absorption to the liner.



[SG9080] TACKS 9080 SHIN GUARDS

SIZES	SR	14", 15", 16", 17"
	JR	11", 12", 13"

CALF	EXPOSED COMPRESSION-MOLDED HD FOAM WITH D30® SHOT BLOCK PROTECTION	Premium HD foam combined with D30® for impact and shock absorption, giving you elite-level calf protection.
KNEE CAP	JDP CAP WITH REINFORCED D30® SMART MATERIAL	Pro-level JDP cap construction disperses impact force away from the knee while D30® absorbs impact and shock.
SHIN CAP	ANATOMICAL PE SHIN CAP WITH TAPE GROOVE	Pro-strength PE shin cap with landing to lock in hockey tape.
ATTACHMENT	UPPER LOCK STRAP + LENGTH-ADJUSTABLE CALF STRAP	Snug fit that's customizable for all calf sizes.
LINER	REMOVABLE COMFORT LINER WITH KNEE CUT-OUT	Removable comfort liner makes it easy to customize your fit.



[SG9060] TACKS 9060 SHIN GUARDS

SIZES	SR	14", 15", 16"
	JR	11", 12", 13"

CALF	EXPOSED COMPRESSION-MOLDED FOAM + PE INSERT	Premium foam combined with PE inserts for excellent protection.
KNEE CAP	JDP MOLDED PE CAP	Pro-level cap construction disperses impact force away from the knee.
SHIN CAP	ANATOMICAL PE SHIN CAP WITH TAPE GROOVE	Pro-strength PE shin cap with landing to lock in hockey tape.
ATTACHMENT	UPPER LOCK STRAP + LENGTH-ADJUSTABLE CALF STRAP	Snug fit that's customizable for all calf sizes.
LINER	REMOVABLE COMFORT LINER WITH KNEE CUT-OUT	Removable comfort liner makes it easy to customize your fit.



[SG9040] TACKS 9040 SHIN GUARDS

SIZES	SR	14", 15", 16"
	JR	11", 12", 13"

CALF	MOLDED PE CALF GUARD	Anatomical calf design with extended calf protection.
KNEE CAP	JDP MOLDED PE CAP	High level of protection disperses the force of impact away from knee joint.
SHIN CAP	ANATOMICAL PE SHIN CAP WITH TAPE GROOVE	PE plastic shin cap and landing to lock in hockey tape.
ATTACHMENT	WRAP LOCK + CALF STRAPPING SYSTEM	Comfortable and easily adjustable.
LINER	REMOVABLE COMFORT LINER	Comfortable and customizable fit.

[SG9040] YOUTH TACKS 9040 SHIN GUARDS

SIZES	YT	8", 9", 10"
-------	----	-------------

CONSTRUCTION	KNEE CAPS	ATTACHMENT	LINER
SYMMETRICAL DESIGN No left or right, easy fit.	MOLDED PE CAP High level of protection dispersing the force of impact away from knee joint.	DUAL CALF STRAP Comfortable and easily adjustable.	PADDLED KNEE COMFORT LINER Great fit and comfort.

JETSPED WOMEN'S FTW

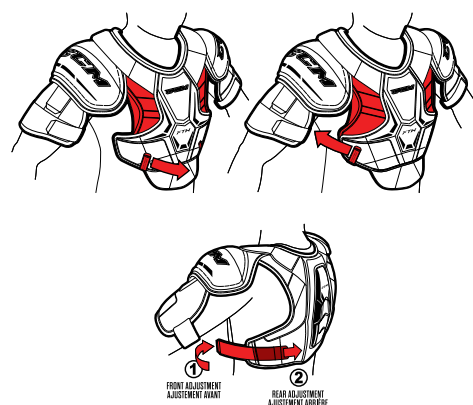


YOU'VE BEEN ASKING FOR EQUIPMENT THAT FITS YOUR GAME AND YOUR BODY, AND WE LISTENED. THAT'S WHY WE ENLISTED THE HELP OF PRO-LEVEL FEMALE PLAYERS TO CREATE PROTECTIVE EQUIPMENT PACKED WITH INNOVATIVE ADJUSTMENT FEATURES, D30® SMART MATERIAL AND MORE GAME-CHANGING SPECS YOU'LL LOVE. INTRODUCING JETSPED FTW, A NEW LINEUP OF GEAR DESIGNED FOR WOMEN BY WOMEN.

TECH 001

CUSTOMIZABILITY

JETSPED FTW SHOULDER PADS FEATURE AN ADJUSTABLE STRAPPING SYSTEM FOR A TAILORED WRAPAROUND FIT, PLUS YOU CAN SHIFT YOUR COVERAGE. THE PANTS IN THIS COLLECTION ALSO COME WITH A HIDDEN +1" ZIPPER LENGTH ADJUSTMENT.



TECH 002

PROTECTION

GET PROTECTION YOU CAN RELY ON AND MOVE IN. LOW PROFILE SHOULDER CAPS AND A CHEST PANEL PROTECTION THAT ADJUSTS AND STAYS LOCKED IN CLOSE TO THE BODY. PRO-LEVEL D30® SMART MATERIAL INJECTED IN KEY AREAS TO PROTECT YOU FROM IMPACTS.

TECH 003

COMFORT

SOFT AND DURABLE STRETCH MATERIALS MAKE IT EASY TO PULL ON OR OFF - NO MATTER YOUR SHAPE. WE'VE ALSO INCLUDED A LACE PANT CLOSURE AND INTERNAL BELT SYSTEM TO REDUCE SHIFTING AND KEEP THEM SECURE ON YOUR HIPS.



[SPFTW] **[NEW]**

JETSPEED FTW WOMEN'S SHOULDER PADS



SIZES WM S, M, L

CHEST	INNOVATIVE ADJUSTABLE CHEST PROTECTION	Made from premium molded foam, the adjustable chest panel is designed to conform to any body - no matter what shape or size. Because reliable protection should be comfortable too.
CAPS	LOW-PROFILE MOLDED SHOULDER CAPS WITH D30® SMART MATERIAL	Made from impact-absorbing D30® Smart Material, these low-sitting lightweight caps deliver high-level protection without slowing you down.
TORSO	COMFORT SIDE GUSSET + ADJUSTABLE TORSO STRAP SYSTEM	You can't always predict where the hits will land. That's why we added extra side coverage, an adjustable strap system for custom length and a removable belly pad.
BICEPS	HEIGHT-ADJUSTABLE FLOATING BICEPS	Elite low-profile protection that's comfortable and less restrictive.
SPINE	ANATOMICAL MOLDED PE SPINE	Maximum protection for the back.
CLAVICLE	FLOATING CLAVICLE PROTECTION	Must-have protection in a key impact area.



[HPFTW] **[NEW]**

JETSPEED FTW WOMEN'S PANTS



SIZES WM S, M, L

CONSTRUCTION	BUILT TOUGH WITH STRETCH BACK PANEL	Made with a back panel that can stretch to any size, these lightweight pants provide comfortable and durable protection from heavy hits.
ADJUSTMENT	STRETCH OPENING + INTERNAL BELT SYSTEM + HIDDEN 1" LENGTH-ADJUSTING ZIPPER	Easy on/off extendable opening with lace closure for a custom snug fit and unparalleled comfort.
BACK PROTECTION	NEW LOW-PROFILE INJECTION-MOLDED SPINE PROTECTOR WITH D30® + SEGMENTED TAILBONE PAD	Pro-level impact protection in the lower back with a segmented tailbone pad that molds to the body.
LINER	DRYFOAM TECHNOLOGY WITH SOFT LAMINATED WATER REPELLENT LINING	Soft laminated liner absorbs less sweat so you can stay dry and your equipment lightweight.
THIGH GUARD	MOLDED PE PLASTIC + INNER LEG ZIPPER	Equipped with a low-profile design, this thigh guard was made to deliver pro-level protection and comfort.
HIP / KIDNEY	MOLDED PE CAPS	Lightweight pro-protection in the hips and kidney area.
COLOR	BLK	



[SPFT1]

JETSPEED FT1 SHOULDER PADS

SIZES SR S, M, L, XL
 JR M, L

CONSTRUCTION	AMPLIFIED MOBILITY WITH MOLDED ZOTEFOAM®	Superior freedom of movement. Closed cell foam that absorbs less sweat to keep the player dry and the product lightweight.
CAPS	U-FOAM CONSTRUCTION	Pro-level protection made from an incredibly light and extremely durable EEP foam.
TORSO	PREMIER ZOTEFOAMS® PROTECTION LAYER + REMOVABLE BELLY PAD	Pro-level protection with a lightweight feel.
BICEPS	HD MOLDED FOAM + LENGTH ADJUSTMENT	Lightweight custom comfort fit with an elite level of protection.
STERNUM / SPINE	ANATOMICAL MOLDED ROCKETFRAME COMPOSITE SHELLS + NECK COMFORT PAD	Lightweight NHL-caliber protection that fits especially close to the body.
LINER	DRYFOAM TECHNOLOGY WITH SOFT LAMINATED WATER REPELLENT LINING	Soft laminated liner wicks sweat away so you stay dry and your equipment stays light.
CLAVICLE	FLOATING CLAVICLE COVERAGE WITH HD MOLDED FOAM	Impressive clavicle coverage that won't weigh you down.

[SPFT1]

YOUTH JETSPEED FT1 SHOULDER PADS

SIZES YT S, M, L

CAPS	BICEPS	STERNUM
MOLDED PE SHOULDER CAPS Robust protection that feels light.	MOLDED PE CAPS Lightweight coverage with improved breathability.	FLOATING STERNUM Superior freedom of movement.



[SP390]

JETSPEED FT390 SHOULDER PADS

SIZES SR S, M, L, XL
 JR S, M, L

CONSTRUCTION	SERIOUS MOBILITY DESIGN WITH MOLDED PE FOAM	Made with a closed cell foam that wicks sweat away, these shoulder pads bring you both lightweight protection and serious mobility.
CAPS	PE CAPS + EVA FOAM	High-level protection that's lightweight and comfortable.
TORSO	COMPRESSION-MOLDED PE FOAM + REMOVABLE BELLY PAD	Protective layer of PE foam provides reliable protection that's not too heavy on the shoulders. Removable pad is ideal for players with a long torso who need the extra protection.
BICEPS	PE-MOLDED CAP + LENGTH ADJUSTMENT	Custom comfort fit and professional-level protection.
STERNUM	ANATOMICAL MOLDED PE SHELLS + NECK COMFORT PAD	Pro-level lightweight protection that fits especially close to the body.
SPINE	DRYFOAM TECHNOLOGY WITH WATER REPELLENT LINING	Soft liner absorbs less sweat so you stay dry and your equipment stays light.
LINER	FLOATING HD CLAVICLE COVERAGE WITH HD MOLDED FOAM	Impressive clavicle coverage that won't weigh you down.



[SP370]

JETSPEED FT370 SHOULDER PADS

SIZES SR S, M, L, XL
 JR S, M, L

CONSTRUCTION	DUAL-LAYER FRONT CONSTRUCTION WITH PE FOAM	Dual-layer provides an extra layer of protection that won't slow you down.
CAPS	LOW-PROFILE CAPS WITH MOLDED PE	Made from lightweight PE foam, these low-sitting caps deliver high-level protection.
TORSO	VENTED FRONT BASE WITH PE FOAM	Lightweight yet durable chest protection that breathes.
BICEPS	PE-MOLDED CAP + LENGTH ADJUSTMENT	Custom comfort fit and excellent protection.
STERNUM / SPINE	ANATOMICAL MOLDED PE STERNUM AND SPINE	Must-have protection.
CLAVICLE	FLOATING CLAVICLE COVERAGE	Must-have protection in a key impact area.



[SP350]

JETSPEED FT350 SHOULDER PADS

SIZES SR S, M, L, XL
 JR S, M, L

CONSTRUCTION	SINGLE-LAYER CONSTRUCTION WITH PE FOAM	Reliable protection with a light feel.
CAPS	MOLDED PE SHOULDER CAPS	Full coverage around the shoulders.
TORSO	PE FOAM BASE	Lightweight fit that delivers great protection.
BICEPS	MOLDED PE CAPS	Great buffer between you and the hit.
STERNUM / SPINE	ANATOMICAL MOLDED PE STERNUM + PE INSERT SPINE	High level of protection.

[SP350]

YOUTH JETSPEED FT350 SHOULDER PADS

SIZES YT S, M, L

CAPS	TORSO	STERNUM
MOLDED PE SHOULDER CAPS Full coverage around the shoulders.	PE FOAM BASE Lightweight fit that delivers great protection.	ANATOMICAL MOLDED CHEST Maximum protection.



[EPFT1]

JETSPEED FT1 ELBOW PADS

SIZES SR S, M, L, XL
JR M, L

CONSTRUCTION	THREE-PIECE CONSTRUCTION WITH DRYFOAM LINER	Constructed in three pieces so the elbow can bend like it was meant to, and a liner that absorbs less sweat.
FOREARM	MOLDED HD + ZOTEFOAM® WITH EXTENDED COVERAGE	Pro-level lightweight protection.
ELBOW CAP	MOLDED PE CAP WITH JDP CONSTRUCTION	JDP construction designed to disperse impact force away from the elbow joint while molded PE provides great fit and comfort.
BICEP	MOLDED ROCKETFRAME COMPOSITE SHELL + ARCHED STRAP	NHL-caliber lightweight protection with an arched strap that keeps the pad close to the body without tying you down.
ATTACHMENT	ANATOMICAL NEOPRENE MIDDLE STRAP + NYLON FOREARM STRAP	Keeps your elbow pad snug in place without sacrificing arm movement.



[EPFT1]

YOUTH JETSPEED FT1 ELBOW PADS

SIZES YT S, M, L

CONSTRUCTION	FOREARM	ELBOW CAP	BICEP	ATTACHMENT
TWO-PIECE CONSTRUCTION Constructed in two pieces for extra mobility and comfort.	PE CAP Forearm protection that breathes and keeps you dry.	PE CAP WITH IMPROVED DOME SHAPE Inspired by pro-level JDP construction, the dome-like shape of this elbow pad provides maximum protection.	FLOATING BICEP Incredible coverage around the bicep area.	TWO-STRAP SYSTEM ATTACHMENT Customize your fit and comfort.



[EP390]

JETSPEED FT390 ELBOW PADS

SIZES SR S, M, L, XL
JR S, M, L

CONSTRUCTION	THREE-PIECE CONSTRUCTION WITH DRY FOAM™ LINER	Constructed in three pieces so the elbow can bend like it was meant to, and a liner that absorbs less sweat.
FOREARM	MOLDED PE WITH EXTENDED COVERAGE	High-level lightweight protection.
ELBOW CAP	MOLDED PE CAP WITH JDP CONSTRUCTION	JDP construction designed to disperse impact force away from the elbow joint while molded PE provides great fit and comfort.
BICEP	MOLDED PE SHELL + ARCHED STRAP	Lightweight protection with an arched strap that keeps the pad close to the body without tying you down.
ATTACHMENT	ANATOMICAL NEOPRENE MIDDLE STRAP + NYLON FOREARM STRAP	Keeps your elbow pad snug in place without sacrificing arm movement.



[EP370]

JETSPEED FT370 ELBOW PADS

SIZES SR S, M, L, XL
JR S, M, L

CONSTRUCTION	TWO-PIECE CONSTRUCTION	Constructed in two pieces for extra mobility and comfort.
FOREARM	INJECTED MOLDED PE CAP INSERT	High level of protection.
ELBOW CAP	PE CAPS WITH JDP CONSTRUCTION	JDP construction designed to disperse impact force away from the elbow joint while PE provides great fit and comfort.
BICEP	FLOATING BICEP WITH PE INSERTS	High-caliber coverage around the bicep area.
ATTACHMENT	THREE-STRAP SYSTEM WITH NYLON + ELASTIC	Comfortable and fully customizable fit.



[EP350]

JETSPEED FT350 ELBOW PADS

SIZES SR S, M, L, XL
JR M, L

CONSTRUCTION	ONE-PIECE CONSTRUCTION	Standard mobility and comfort.
FOREARM	PE INSERT	Great protection around the forearm.
ELBOW CAP	PE CAPS WITH JDP CONSTRUCTION	JDP construction designed to disperse impact force away from the elbow joint while PE provides great fit and comfort.
BICEP	LIGHTWEIGHT FOAM	Coverage that doesn't slow you down.
ATTACHMENT	TWO-STRAP SYSTEM ATTACHMENT	Customize your fit and comfort.

[EP350] [EP350H]

YOUTH JETSPEED FT350 ELBOW PADS

SIZES YT S, M, L

CONSTRUCTION	ELBOW CAP	ATTACHMENT
ONE-PIECE CONSTRUCTION Standard mobility and comfort.	REGULAR EP350 SOFT CAP WITH PE INSERT Excellent protection and mobility.	HARD CAP EP350H SYMMETRICAL PE HARD CAPS Reinforced with PE plastic cap for protection you can count on.
		TWO-STRAP SYSTEM ATTACHMENT Customize your fit and comfort.





[SGFT1]

JETSPEED FT1 SHIN GUARDS

SIZES	SR	14", 15", 16", 17"
	JR	12", 13"

CONSTRUCTION	LIGHTWEIGHT SHELL DESIGN + HINGE SYSTEM	Protection that bends at the knee for improved mobility.
CALF	MOLDED ROCKETFRAME COMPOSITE SHELL	Made with NHL-caliber lightweight composite material for maximum impact protection on the calves.
KNEE + SHIN CAPS	ANATOMICAL SHIN CAPS WITH VENTED KNEE CAP	Protection that breathes and doesn't weigh you down.
THIGH	MOLDED ZOTEFOAMS®	Pro-level protection.
ATTACHMENT	UPPER LOCK STRAP WITH STRETCHABLE COMFORT CUSHION AND LENGTH-ADJUSTABLE CALF STRAP	Snug and extra-comfortable fit that's customizable for all calf sizes.
LINER	MOLDED ZOTEFOAMS® + VENTED REMOVABLE DRYFOAM LINER WITH EXPOSED FOAM	Lightweight custom fit, easy maintenance and pro-level protection.

[SGFT1]

YOUTH JETSPEED FT1 SHIN GUARDS

SIZES	YT	8", 9", 10"
-------	----	-------------

CONSTRUCTION	KNEE CAPS	ATTACHMENT	LINER
ANATOMICAL MOLDED PE CAPS High-level protection designed to disperse impact force away from the knee.	PE CAP Must-have protection for the knee caps.	ELASTIC WRAPPING LOCK STRAP Comfortable and easily adjustable.	REMOVABLE PU FOAM LINER Washable liner you can remove for freshening up.



[SG390]

JETSPEED FT390 SHIN GUARDS

SIZES	SR	14", 15", 16", 17"
	JR	11", 12", 13"

CONSTRUCTION	LIGHTWEIGHT SHELL DESIGN + HINGE SYSTEM	Protection that bends at the knee for improved mobility.
CALF	MOLDED PE CALF GUARD	Lightweight protection that's curved for a better fit.
KNEE + SHIN CAPS	ANATOMICAL SHIN CAPS + VENTED KNEE CAP	Lightweight protection.
THIGH	MOLDED PE FOAM	Excellent level of protection.
ATTACHMENT	UPPER LOCK STRAP WITH COMFORT CUSHION + LENGTH-ADJUSTABLE CALF STRAP	Snug and extra-comfortable fit that's customizable for all calf sizes.
LINER	MOLDED PE FOAM + DRYFOAM LINER	Removable custom fit, easy maintenance and high-level protection.



[SG370]

JETSPEED FT370 SHIN GUARDS

SIZES	SR	14", 15", 16", 17"
	JR	11", 12", 13"

CONSTRUCTION	LIGHTWEIGHT SHELL DESIGN + HINGE SYSTEM	Protection that bends at the knee for improved mobility.
CALF	MOLDED PE CALF GUARD	Lightweight protection that's curved for a better fit.
KNEE + SHIN CAPS	ANATOMICAL SHIN CAPS + VENTED KNEE CAP	Lightweight protection that breathes.
THIGH	PE FOAM	Reliable level protection around the thigh area.
ATTACHMENT	UPPER LOCK STRAP WITH COMFORT CUSHION + LENGTH-ADJUSTABLE CALF STRAP	Snug and extra-comfortable fit that's customizable for all calf sizes.
LINER	PE FOAM + REMOVABLE LINER	Custom fit, easy maintenance and good level of protection.



[SG350]

JETSPEED FT350 SHIN GUARDS

SIZES	SR	14", 15", 16", 17"
	JR	12", 13"

CONSTRUCTION	LIGHTWEIGHT SHELL DESIGN + HINGE SYSTEM	Protection that bends at the knee for improved mobility.
CALF	PE FOAM WITH LAMINATED FABRICS	Good protection.
KNEE + SHIN CAPS	ANATOMICAL SHIN CAPS + VENTED KNEE CAP	Lightweight protection that breathes.
THIGH	PE FOAM	High level of protection.
ATTACHMENT	NYLON UPPER LOCK STRAP + WIDE ELASTIC CALF STRAP	Comfortable and easily adjustable.
LINER	PE FOAM + REMOVABLE LINER	Custom fit, easy maintenance and good level of protection.

[SG350]

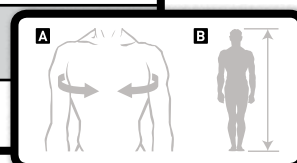
YOUTH JETSPEED FT350 SHIN GUARDS

SIZES	YT	8", 9", 10"
-------	----	-------------

CONSTRUCTION	KNEE CAPS	ATTACHMENT
LIGHTWEIGHT SHELL DESIGN Hinge system for improved mobility and protection.	PE CAP Must-have protection for the knee caps.	ELASTIC WRAPPING LOCK STRAP Comfortable and easily adjustable.

PROTECTIVE SIZING

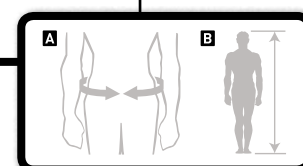
SHOULDER PADS	SMALL	MEDIUM	LARGE	X-LARGE
SR	A] 34" - 37" / 86 CM - 94 CM B] 54" - 57" / 133 CM - 170 CM	A] 37" - 40" / 94 CM - 102 CM B] 57" - 510" / 170 CM - 178 CM	A] 40" - 43" / 102 CM - 109 CM B] 510" - 62" / 178 CM - 188 CM	A] 43" - 46" / 109 CM - 117 CM B] 60" + / 183 CM +
JR	A] 28" - 30" / 71 CM - 76 CM B] 44" - 48" / 132 CM - 142 CM	A] 30" - 32" / 76 CM - 81 CM B] 48" - 52" / 142 CM - 157 CM	A] 32" - 35" / 81 CM - 89 CM B] 52" - 56" / 157 CM - 168 CM	
YT	A] 23" - 58 CM - B] 34" - / 102 CM -	A] 23" - 25" / 58 CM - 64 CM B] 34" - 40" / 102 CM - 122 CM	A] 25" - 28" / 64 CM - 71 CM B] 40" - 44" / 122 CM - 132 CM	



ELBOW PADS	SMALL	MEDIUM	LARGE	X-LARGE
SR	54" - 57" / 133 CM - 170 CM	57" - 510" / 170 CM - 178 CM	510" - 62" / 178 CM - 188 CM	60" + / 183 CM +
JR	44" - 48" / 132 CM - 142 CM	48" - 52" / 142 CM - 157 CM	52" - 56" / 157 CM - 168 CM	--
YT	34" - / 102 CM -	34" - 40" / 102 CM - 122 CM	40" - 44" / 122 CM - 132 CM	--

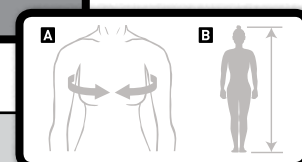
SHIN GUARDS					
SR	14" / 36 CM 54" - 57" / 133 CM - 170 CM	15" / 38 CM 57" - 510" / 170 CM - 178 CM	16" / 41 CM 510" - 61" / 178 CM - 185 CM	17" / 43 CM 61" - 64" / 185 CM - 193 CM	18" / 45 CM 64" + / 193 CM +
JR	11" / 28 CM 44" - 48" / 132 CM - 142 CM	12" / 30 CM 48" - 52" / 142 CM - 157 CM	13" / 33 CM 52" - 56" / 157 CM - 168 CM	--	--
YT	8" / 20 CM 34" - 38" / 102 CM - 112 CM	9" / 23 CM 38" - 40" / 112 CM - 122 CM	10" / 26 CM 40" - 46" / 122 CM - 137 CM	--	--

PANTS	X-SMALL	SMALL	MEDIUM	LARGE	X-LARGE	XX-LARGE
SR	--	A] 28" - 32" / 71 CM - 81 CM B] 54" - 57" / 133 CM - 170 CM	A] 32" - 36" / 81 CM - 91 CM B] 57" - 510" / 170 CM - 178 CM	A] 34" - 38" / 86 CM - 97 CM B] 510" - 62" / 178 CM - 188 CM	A] 38" - 42" / 97 CM - 107 CM B] 60" + / 183 CM +	A] 42" + / 107 CM + B] 62" + / 188 CM +
JR	A] 23" OR LESS / - 58 CM OR LESS B] 44" OR LESS / 132 CM OR LESS	A] 23" - 25" / 58 CM - 64 CM B] 44" - 48" / 132 CM - 142 CM	A] 24" - 27" / 61 CM - 69 CM B] 48" - 52" / 142 CM - 157 CM	A] 26" - 28" / 66 CM - 71 CM B] 52" - 56" / 157 CM - 168 CM	A] 27" - 29" / 69 CM - 74 CM B] 54" - 57" / 133 CM - 170 CM	
YT	--	A] 20" - 22" / 51 CM - 56 CM B] 34" - 37" / 102 CM - 109 CM	A] 21" - 23" / 53 CM - 58 CM B] 37" - 40" / 109 CM - 122 CM	A] 22" - 24" / 56 CM - 61 CM B] 40" - 44" / 122 CM - 132 CM		

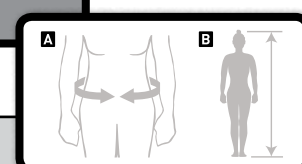


WOMEN'S PROTECTIVE SIZING

SHOULDER PADS	SMALL	MEDIUM	LARGE	
CHEST	70 - 85 CM 28 - 33 IN	85 - 100 CM 33 - 39 IN	100 - 120 CM 39 - 47 IN	
HEIGHT	149 - 160 CM 4'11" - 5'3"	160 - 171 CM 5'3" - 5'7"	171 - 183 CM 5'7" - 6'0"	



PANTS	SMALL	MEDIUM	LARGE	
WAIST	63 - 72 CM 25 - 29 IN	73 - 83 CM 29 - 33 IN	84 - 95 CM 33 - 37 IN	
HEIGHT	149 - 160 CM 4'11" - 5'3"	160 - 171 CM 5'3" - 5'7"	171 - 183 CM 5'7" - 6'0"	





REFEREE
PROTECTIVE

BASED ON FEEDBACK FROM BIG-LEAGUE OFFICIALS, OUR COMPLETELY REDESIGNED REF PROTECTIVE GEAR ACHIEVES A HEAD-TO-TOE LOOK THAT PROTECTS WHILE COMMANDING RESPECT. EVERY PIECE IN THIS ALL-NEW COLLECTION IS MADE TO KEEP YOU SECURE, COMFORTABLE AND COOL UNDER PRESSURE.



[HPREF] [NEW]
REFEREE PANTS

		SIZES	SR	XS, S, M, L, XL
PROTECTION	PADDED PANT WITH BUILT-IN PE INSERTS + SINGLE-DENSITY FOAM	Get a tailored look with pro-level protection in key areas. Protection optimized when worn with Referee Girdle (PGREF).		
BELT	SINGLE-BELT CLOSURE SYSTEM	Built to provide a custom fit, with integrated suspender holders around waist.		
KIDNEY	REMOVABLE PADDED KIDNEY BELT	Nice just-in-case protection.		
TAILBONE	SEGMENTED PADDED TAILBONE PAD	Hugs the body to deliver pro-level protection that's comfortable and easy to move around in.		
EXTERIOR	DURABLE WOVEN POLYESTER	Provides pro-level comfort, look, breathability and durable wear, with easy-to-hem length.		



[PGREF] [NEW]
REFEREE PADDED
BASE PANTS GIRDLE

		SIZES	SR	S, M, L, XL
FIT	FORM-FITTING PERFORMANCE FIT	Stretch compression base layer means you can follow the flow of the play in complete comfort.		
PROTECTION	DIE-CUT FOAM PADDING	Pro-level of protection in key areas. *In-game protection increased when worn under HPREF Referee Pant.		
CUP	PERFORMANCE ATHLETIC SUPPORT	Protective jock with hard shell for maximum comfort and protection.		
BELT	WIDE ELASTIC WAIST	Comfortable fit with excellent freedom of movement.		



[SGREF] [NEW]
REFEREE SHIN GUARDS

		SIZES	SR	14", 15", 16"
PROTECTION	STREAMLINED DESIGN + MOLDED KNEE & SHIN CAPS + COMFORT FOAMS	Pro-level protection, comfort and mobility exactly where you need it.		
ATTACHMENT	WIDE MESH WRAPAROUND CALF STRAP	With mesh straps above and below the knee, your fit is built to breathe and stay in place. Referees appreciate the low profile under their pants.		



[EPREF] [NEW]
REFEREE ELBOW PADS

		SIZES	SR	M, L
CONSTRUCTION	LYCRA, MESH & ADJUSTABLE STRAPS	Wraparound straps give you a breathable fit that stays in place - without sacrificing movement.		
PROTECTION	LOW-PROFILE MOLDED FOAM ELBOW PADS	Get the look and the protection with durable elbow pads that don't look bulky under your referee jersey.		
BICEP	PE-MOLDED COMPONENTS	For extra protection that moves with the body for those important calls.		

TECH 001

DURABILITY

SUPERIOR MATERIALS PROVIDE A TAILORED LOOK YOU CAN WEAR WITH CONFIDENCE GAME AFTER GAME AFTER GAME.

TECH 002

COMFORT

BREATHABLE AND SLEEK SO YOU CAN FOLLOW THE PLAY AND MAKE THE RIGHT CALL.

TECH 003

PROTECTION

CLOSE-TO-THE-BODY PADDING IN KEY AREAS MEANS YOU CAN MOVE THE WAY YOU NEED TO. LOOKING FOR CUSTOMIZED PROTECTION? TRY LAYERING THE GIRDLE AND PANT.



[PSREF] **[NEW]**
**REFEREE
PADDED SHIRT**

SIZES SR S, M, L, XL

FIT	FORM-FITTING PERFORMANCE FIT	Stretch compression base layer with long sleeves so you can follow the flow of play in complete comfort.
PROTECTION	DIE-CUT VENTED FOAM PADDING	Pro-level just-in-case protection in sternum, shoulders and sides with added breathability
MATERIAL	LIGHTWEIGHT LYCRA + BREATHABLE MESH	Keeps you comfortable, cool, dry and mobile.



[150]
150 W/ SNAPS
REFEREE JERSEY

SIZES SR 44, 46, 48, 50, 52, 54, 56

BODY	MID-WEIGHT SUPRAFIL®	CONTENT	100% POLYESTER DOUBLE KNIT
LOGO	CCM TRANSFER LOGO ON BACK HEM	OTHER	½ ZIP WITH SNAPS FOR ARMBANDS



[152PCK]
ARMBAND SET

SIZES SR S, L **COLORS** 05-RED, 04-ORANGE

CONTENT	100% POLYESTER (DK-150)	SMALL	9" REFEREE ARMBAND FOR XS-L JERSEYS
OTHER	SNAP-ON	LARGE	10" REFEREE ARMBAND FOR XL-XXL & PRO 44-56 JERSEYS



[EBREFBAGWH]
**OFFICIALS'
BAG**

SIZES 30" L X 16" H X 14" W
(VOLUME: 6,720 INCH³)

MATERIALS	600D Ripstop polyester construction
WHEELS	All-terrain wheels
COMPARTMENTS	2 main compartments with removable divider.
HANDLES	Reinforced retractable handle.
ACCESSORIES	Referee ID pocket
COLORS	Black

BANDY





SR



JR

[SKBTI3] **[NEW]**

TACKS TITANIUM 3

HEAT MOLDABLE

SIZES	SR	7 - 12	D	FULL
	INT-JR	3 - 6	D	FULL

QUARTER PACKAGE	METAFRAME TECHNOLOGY WITH SYNTHETIC COMPOSITE	This ergonomic boot-shaping system provides a superior fit for your foot.
STIFFNESS PERFORMANCE INDEX	155	Solid core for great skating performance.
LINER	HD MICROFIBER LINER	High resistance to wear while delivering major comfort and durability.
TONGUE	REPLACEABLE ASYMMETRICAL FELT TONGUE WITH EMBOSSED LACE-BITE PROTECTION	7mm felt with reinforcement layers for increased comfort and protection.
OUTSOLE	SR: REINFORCED INJECTED TPU WITH EXHAUST SYSTEM JR: REINFORCED INJECTION WITH EXHAUST SYSTEM	SR- Stiff, lightweight design provides better energy transfer and torsional stability while the exhaust system wicks moisture out of the boot. JR- Stiff design provides better energy transfer while the exhaust system wicks moisture out of the boot.
FOOTBED	CCM ORTHOLITE® **	Lightweight comfort and support.
HOLDER	SPEEDBLADE XS	New quick-release holder with bladelock system.
RUNNER	XS BANDY RUNNER STAINLESS JR SIZE 3 - NO XS BANDY RUNNER, REGULAR HOCKEY RUNNER.	High performance runner with bandy radius. Fits Speedblade holder.

[BRXSSP]

XS BANDY RUNNER STAINLESS

SIZES 238 - 304

SPECS FITS SPEEDBLADE XS HOLDER



[BSCCM3K]

CCM BANDY STICK

SIZES SR CURVE 4
JR CURVE 4

SPECS

FIBERGLASS LAMINATED WOOD STICK FOR THE ADULT PLAYER. THIS CONSTRUCTION GIVES YOU A VERY DURABLE STICK WITH A GREAT FEEL AND CONTROL. APPROVED BY THE SWEDISH BANDY FEDERATION.



[HGRINK]

CCM HG RINK

SIZES SR 12", 13", 14", 15"

SPECS

TRICOT STYLE FOR GREAT GRIP AND FLEXIBILITY. HOCKEY STYLE GLOVE WITH FOAM PROTECTION.



[B68K]

CCM GLOVE 8K

SIZES SR S, M, L
JR XXS, XS

SPECS

POPULAR PRO STYLE PLAYER GLOVE. TRICOT STYLE FOR GREAT GRIP AND FLEXIBILITY. VELCRO ATTACHMENT AT THE WRIST FOR A CUSTOM FIT.





[EPB6K]

CCM ELBOW PADS BANDY 6K SR

SIZES SR S, M, L

SPECS

PRO STYLE ELBOW PROTECTION FOR BANDY. VERY LIGHT AND SOFT PROTECTION TO ENSURE FULL MOVABILITY AND AGILITY. EASY AND FAST TO BREAK IN, WILL BE GAME READY IN A FEW TRIES.



[EPB4K]

CCM EP BANDY 4K

SIZES JR M, L

SPECS

JUNIOR ELBOW PROTECTION FOR BANDY. VERY LIGHT AND SOFT PROTECTION TO ENSURE FULL MOVABILITY AND AGILITY. EASY AND FAST TO BREAK IN, WILL BE GAME READY IN A FEW TRIES.



[SGB8K]

CCM SHIN GUARDS BANDY 8K

SIZES 13", 14", 15", 16"

SPECS

STATE OF THE ART PROTECTION FOR THE ELITE PLAYER. JDP PROTECTION ENSURES TO PROTECT THE SENSITIVE JOINTS FROM IMPACT. THE ASD SHIN CAP WORKS WITH THE LINER TO ACHIEVE MAXIMAL COMFORT AND STABILITY.



[SGB4K]

CCM SHIN GUARDS BANDY 4K

SIZES 10", 11", 12"

SPECS

SHIN GUARD FOR JUNIORS. EPP FOAM GIVES A VERY LIGHT AND GOOD PROTECTION. FITLITE SYSTEM IN COMBINATION WITH THE VENTILATED CAPS HELPS TO COOL DOWN THE LEGS.



[BPCOV8K]

CCM BP COVER 8K

SIZES SR S, M, L, XL

SPECS	FLEXIBLE COVERPANT TO FIT THE 8K GIRDLE. DURABLE DESIGN WITH STRIPE, ZIPPER, BELT AND ANKLE VELCRO ATTACHMENT.
COLORS	ROYAL (03), NAVY (04), GREEN (06), RED (13), BLACK (14)



[BPCOV4K]

CCM BP COVER 4K

SIZES JR 140, 160

SPECS	FLEXIBLE COVERPANT TO FIT THE 4K GIRDLE. DURABLE DESIGN WITH STRIPE, ZIPPER, BELT AND ANKLE VELCRO ATTACHMENT.
COLORS	ROYAL (03), NAVY (04), GREEN (06), RED (13), BLACK (14)



[BPGIRD8K]

BP GIRDLE 8K

SIZES SR S, M, L XL

SPECS	GIRDLE FOR ELITE PLAYERS. GREAT PROTECTION OVER THE HIPS AND THIGHS. NEW VELCRO ATTACHMENT OVER THE THIGHS. HAS A TIGHT FIT TO ENSURE BEST PROTECTION.
-------	--



[BPGIRD4K]

BP GIRDLE 4K

SIZES JR 140 - 160

SPECS	GIRDLE FOR JUNIOR PLAYERS. GREAT PROTECTION OVER THE HIPS AND THIGHS. HAS A TIGHT FIT TO ENSURE BEST PROTECTION.
-------	--



[BSOCKS]
BANDY SOCKS

SIZES SR 28"
JR 24"

SPECS	1/2 ZIP PULL OVER, VENTILATED MESH PANELS, SNAPS. FOR ARMBANDS, EMBROIDERED CCM BRANDMARK. FABRIC CONTENT: 100% POLYESTER.
COLORS	ROYAL (03), NAVY (04), GREEN (06), YELLOW (07), RED (13), BLACK (14), WHITE (15)



[BGAITER]
BANDY GAITER

SIZES SR S, M, L

SPECS	NICELY KNITTED BANDY SOCK WITH FOOT STRAP
COLORS	ROYAL (03), NAVY (04), GREEN (06), YELLOW (07), RED (13), BLACK (14), WHITE (15)



[BBALL100] 100 PACK [BBALL] 1 PACK
BANDY BALL

SPECS	BULK PACK OF 100 BALLS OR INDIVIDUALLY PACKAGED.
COLORS	CERISE





GOALIE

AXIS PADS

WHERE MOST PADS ARE AN EVOLUTION OF THE PREVIOUS GENERATION, NEW AXIS GOALIE PADS ARE A FULL-ON REVOLUTION. INSPIRED BY MODERN GOALTENDING TECHNIQUES, THE LIGHTWEIGHT CORE CONSTRUCTION HAS BEEN COMPLETELY REDESIGNED TO DELIVER THE MOST AGGRESSIVE REBOUND YET. THIS IS WHAT LIGHTWEIGHT POWER LOOKS LIKE.



TECH 001

L1TEXCORE TECHNOLOGY

LIGHTWEIGHT CORE CONSTRUCTION WITH A PRE-CURVED SHAPE FOR STRENGTH, STRUCTURAL INTEGRITY AND MAXIMUM COVERAGE IN YOUR BUTTERFLY.

TECH 002

MAX REBOUND+ TECHNOLOGY

INCREDIBLY RESPONSIVE FOAM BUILT INTO THE FACE OF THE PAD FOR EXTREMELY POWERFUL REBOUNDS.



TECH 003

MOLDED CALF STABILIZER

DUAL-DENSITY MOLDED CONSTRUCTION FEATURES A RAISED FLAT INNER GUSSET FOR A BETTER SEAL WITH THE ICE AND POWERFUL CROSS-CREASE MOVEMENTS.



TECH 004

UV
PRINTING

HEXA
PRINT

GRAPHIC
ZONES



AXIS CATCH GLOVE

EXPERIENCE THE LIGHTWEIGHT PROTECTION AND COVERAGE OF THE NEW AXIS GLOVE. ENGINEERED FOR A GAME-READY FEEL, YOU'LL BE MAKING GLOVE SAVES ALL DAY LONG.

TECH 001

MOLDED BACKHAND

FLEXIBLE IMPACT
PROTECTION.



TECH 002

D30® SMART MATERIAL

HIGH-PERFORMANCE IMPACT PROTECTION.



AXIS CATCHER

AXIS BLOCKER

WELCOME TO DEFLECTION PERFECTION. THE NEW AXIS BLOCKER COMBINES PROTECTION, RANGE OF MOTION AND A BALANCED LIGHTWEIGHT DESIGN FOR ULTIMATE REBOUND CONTROL.

TECH 001

D30® SMART MATERIAL

LOW-PROFILE IMPACT PROTECTION.

TECH 002

MOLDED 3-PIECE CUFF

MAXIMUM FLEXIBILITY AND
ENHANCED RANGE OF MOTION.



AXIS BLOCKER

GOALIE

66

* CUSTOM COLOR SHOWN AND MANY OTHER COLORS AVAILABLE



[GPA1.9] [NEW] *MAX REBOUND+ LITEXCORE QUICK MOTION SPEED SKIN*
AXIS
GOAL PADS

SIZES	SR	33+1, 34+1, 34+2, 35+2, CUST
	INT	CUST ONLY



[GPA1.9] [NEW] *LITEXCORE QUICK MOTION SPEED SKIN*
AXIS A1.9
GOAL PADS

SIZES	SR	33+1, 34+1, 34+2, 35+2
	INT	30+1, 31+1, 32+1



[GPA1.5] [NEW] *LITEXCORE QUICK MOTION SPEED SKIN*
AXIS A1.5
GOAL PADS

SIZES	JR	26+1, 28+1
-------	----	------------

TECHNOLOGIES	MAX REBOUND+ TECHNOLOGY LITEXCORE TECHNOLOGY QUICK MOTION STRAP SYSTEM SPEED SKIN	TECHNOLOGIES	LITEXCORE TECHNOLOGY QUICK MOTION STRAP SYSTEM SPEED SKIN	TECHNOLOGIES	LITEXCORE TECHNOLOGY QUICK MOTION STRAP SYSTEM SPEED SKIN
FLEX PROFILE	PRE-CURVED SINGLE INNER, NO BREAK OUTER Optimized stiffness instead of maximized stiffness.	FLEX PROFILE	PRE-CURVED SINGLE INNER, NO BREAK OUTER Optimized stiffness, coverage and butterfly closure.	FLEX PROFILE	PRE-CURVED SINGLE INNER, NO BREAK OUTER Helps close the butterfly while maintaining coverage.
BOOT	90 DEGREE WITH SHALLOW CHANNEL + BUNGEE TOE STRING SYSTEM Enhanced range of motion and flexibility for power pushes.	BOOT	90 DEGREE WITH SHALLOW CHANNEL + BUNGEE TOE STRING SYSTEM Enhanced range of motion and flexibility for power pushes.	BOOT	90 DEGREE WITH SHALLOW CHANNEL + BUNGEE TOE STRING SYSTEM Enhanced range of motion and flexibility for power pushes.
LEG CHANNEL / STRAPPING	SHALLOW LOOSE FIT WITH QMSS Quick and easy pad rotation built to complement LITEXCORE.	LEG CHANNEL / STRAPPING	SHALLOW LOOSE FIT WITH QMSS Quick and easy pad rotation built to complement LITEXCORE.	LEG CHANNEL / STRAPPING	SHALLOW LOOSE FIT WITH QMSS Quick and easy pad rotation built to complement LITEXCORE.
KNEE CRADLE	RECESSED FOAM WITH REMOVABLE KNEE CRADLE WRAP Deeper knee cradle helps close the 5-hole.	KNEE CRADLE	RECESSED FOAM WITH REMOVABLE KNEE CRADLE WRAP Deeper knee cradle helps close the 5-hole.	KNEE CRADLE	RECESSED FOAM WITH REMOVABLE KNEE CRADLE WRAP Deeper knee cradle helps close the 5-hole.
CORE CONSTRUCTION	LITEXCORE TECHNOLOGY AND MAX REBOUND+ TECHNOLOGY Very lightweight injected-molded Pro core built for extremely powerful rebounds.	CORE CONSTRUCTION	LITEXCORE TECHNOLOGY Very lightweight core built for powerful rebounds.	CORE CONSTRUCTION	LITEXCORE TECHNOLOGY Lightweight core built for powerful rebounds.
STABILIZER	HD RAISED FLAT INSIDE EDGE DESIGN Maximized seal and stability for powerful cross-crease movements.	STABILIZER	HD RAISED FLAT INSIDE EDGE DESIGN Maximized seal and stability for powerful cross-crease movements.	STABILIZER	RAISED FLAT INSIDE EDGE DESIGN Seal and stability for easy cross-crease movements.
KNEE RAISER	3D GRIP / INJECTION-MOLDED EPP FOAM Excellent pad seal, stability and impact absorption.	KNEE RAISER	3D GRIP / PE FOAM Provides pad seal, stability and impact absorption.	KNEE RAISER	NYLON / PE FOAM Seals pad to the ice.
COLORS	WWW (SR ONLY), CUSTOM	COLORS	WWW	COLORS	WWW

BOOKING COLORS N/A

STOCK COLOR



WWW (SR ONLY)

****THESE ARE THE STOCK SPECS.
SR PRO AND INT PRO CAN ALSO BE ORDERED WITH CUSTOM SPECIFICATIONS.


BOOKING COLORS WWBB / CHIC / TOR / MTL / DET / WWNS / BBBS

STOCK COLOR



WWW

BOOKING COLORS [GPA1.9CC]



WWBB CHIC MTL TOR DET WWNS BBBS


BOOKING COLORS WWBB / CHIC / TOR / MTL / DET / WWNS / BBBS

STOCK COLOR



WWW

BOOKING COLORS [GPA1.5CC]



WWBB CHIC MTL TOR DET WWNS BBBS



[GPAXIS] [NEW]

AXIS CATCH GLOVE



SPEEDSKIN

SIZES SR REGULAR, FULL RIGHT
INT *CUSTOM ONLY

TECHNOLOGIES D30®
SPEED SKIN

CUFF / THUMB ONE PIECE
Maximum coverage.

BREAK ANGLE 590
Closer to thumb break angle.

PALM STIFFNESS GAME-READY FIT + D30® PROTECTION
Easy break-in with upgraded protection.

WRIST STRAP QUICK-RELEASE WEBBING STRAP
Easy and secure adjustment.

POCKET DOUBLE STRAIGHT TEE
Better puck absorption and tracking.

BACKHAND GUARD MOLDED HD FOAM FINGER PADDING
Enhanced flexibility and strong impact protection.

INNER PALM LAYERED FELT / D30®
Game-ready flex with excellent impact protection.

FINGER STALLS NASH®
Comfort and easy release.

COLORS WWW, CUSTOM

BOOKING COLORS N / A

STOCK COLOR ****THESE ARE THE STOCK SPECS.

SR PRO AND INT PRO CAN
ALSO BE ORDERED WITH
CUSTOM SPECIFICATIONS.



WWW
(SR ONLY)



[GMA1.9] [NEW]

AXIS A1.9 CATCH GLOVE

SPEEDSKIN

SIZES SR REGULAR, FULL RIGHT
INT REGULAR, FULL RIGHT

TECHNOLOGIES SPEED SKIN

CUFF / THUMB ONE PIECE
Maximum coverage.

BREAK ANGLE 590
Closer to thumb break angle.

PALM STIFFNESS GAME-READY FIT + LAYERED CORE
Easy break-in + puck absorption.

WRIST STRAP QUICK-RELEASE WEBBING STRAP
Easy and secure adjustment.

POCKET DOUBLE STRAIGHT TEE
Better puck absorption and tracking.

BACKHAND GUARD RAISED-FOAM FINGER PADDING
Great impact protection.

INNER PALM LAYERED FELT / FOAM
Game-ready flex.

FINGER STALLS NASH®
Comfort and easy release.

COLORS WWW

BOOKING COLORS WWBB, CHIC, TOR, MTL, DET, WWNS, BBBS

STOCK COLOR



WWW

BOOKING COLORS [GM1.9CC]



WWBB CHIC MTL TOR DET WWNS BBBS



[GMA1.5] [NEW]

AXIS A1.5 CATCH GLOVE

SPEEDSKIN

SIZES JR REGULAR, FULL RIGHT

TECHNOLOGIES SPEED SKIN

CUFF / THUMB ONE PIECE
Maximum coverage.

BREAK ANGLE 590
Closer to thumb break angle.

PALM STIFFNESS GAME-READY FIT
Easy break-in.

WRIST STRAP QUICK-RELEASE WEBBING STRAP
Easy and secure adjustment.

POCKET DOUBLE STRAIGHT TEE
Better puck absorption and tracking.

BACKHAND GUARD LOW-DENSITY FINGER PADDING
Impact protection.

INNER PALM FELT / FOAM
Game-ready flex.

FINGER STALLS NASH®
Comfort and easy release.

COLORS WWW

BOOKING COLORS WWBB, CHIC, TOR, MTL, DET, WWNS, BBBS

STOCK COLOR



WWW

BOOKING COLORS [GM1.5CC]



WWBB CHIC MTL TOR DET WWNS BBBS



[GBAXIS] [NEW]
**AXIS
BLOCKER**



SIZES	SR	REGULAR, FULL RIGHT
	INT	*CUSTOM ONLY

TECHNOLOGIES	D3O® SPEED SKIN
--------------	--------------------

PALM POSITION	CENTERED PALM POSITION Balanced feel.
---------------	--

PALM	MULTI-LAYERED REINFORCED NASH® Optimized feel and durability.
------	--

SIDE WALL PROTECTION	X-STIFF SIDEWALL WITH CURVED FINGER PROTECTION High-impact protection.
----------------------	--


FINGER PROTECTORS	HD FOAM WRAP + D3O® PROTECTION Optimal impact protection.
-------------------	--

BLOCKING BOARD	HEAT-LAMINATED DUAL-DENSITY FOAM WITH PE Powerful rebounds and directional control off the blocker face.
----------------	---

CUFF	ADJUSTABLE MOLDED 3-PIECE CUFF Full range of motion with increased flexibility.
------	---

COLORS	WWWW, CUSTOM
--------	--------------

BOOKING COLORS	N / A
----------------	-------

STOCK COLOR	****THESE ARE THE STOCK SPECS. SR PRO AND INT PRO CAN ALSO BE ORDERED WITH CUSTOM SPECIFICATIONS.
	
WWWW (SR ONLY)	



[GBA1.9] [NEW]
**AXIS A1.9
BLOCKER**



SIZES	SR	REGULAR, FULL RIGHT
	INT	REGULAR, FULL RIGHT

TECHNOLOGIES	SPEED SKIN
--------------	------------

PALM POSITION	CENTERED PALM POSITION Balanced feel.
---------------	--

PALM	REINFORCED NASH® Feel and durability.
------	--

SIDE WALL PROTECTION	STIFF SIDEWALL WITH CURVED FINGER PROTECTION Impact protection.
----------------------	---

FINGER PROTECTORS	HIGH-DENSITY FOAM WRAP Impact protection.
-------------------	--

BLOCKING BOARD	LAMINATED DUAL-DENSITY FOAM WITH PE Increased rebound direction and control off the blocker face.
----------------	---

CUFF	3-PIECE ADJUSTABLE CUFF Freedom of movement.
------	---

COLORS	WWWW
--------	------

BOOKING COLORS	WWBB, CHIC, TOR, MTL, DET, WWNS, BBBS
----------------	---------------------------------------

STOCK COLOR	
	
WWWW	

BOOKING COLORS [GBA1.9CC]							
							
WWBB	CHIC	MTL	TOR	DET	WWNS	BBBS	



[GBA1.5] [NEW]
**AXIS A1.5
BLOCKER**



SIZES	JR	REGULAR, FULL RIGHT
-------	----	---------------------

TECHNOLOGIES	SPEED SKIN
--------------	------------

PALM POSITION	CENTERED PALM POSITION Balanced feel.
---------------	--

PALM	REINFORCED NASH® Feel and durability.
------	--

SIDE WALL PROTECTION	STIFF SIDEWALL WITH CURVED FINGER PROTECTION Impact protection.
----------------------	---

FINGER PROTECTORS	LOW-DENSITY FOAM WRAP Impact protection.
-------------------	---

BLOCKING BOARD	LAMINATED DUAL-DENSITY FOAM WITH PE Increased rebound direction and control off the blocker face.
----------------	---

CUFF	3-PIECE ADJUSTABLE CUFF Freedom of movement.
------	---

COLORS	WWWW
--------	------

BOOKING COLORS	WWBB, CHIC, TOR, MTL, DET, WWNS, BBBS
----------------	---------------------------------------

STOCK COLOR	
	
WWWW	

BOOKING COLORS [GBA1.5CC]							
							
WWBB	CHIC	MTL	TOR	DET	WWNS	BBBS	





DUALITECORE
MAX REBOUND+
QUICK MOTION
STRAP SYSTEM
SPEEDSKIN

STOCK
COLOR



WWWW
(SR ONLY)

****THESE ARE THE STOCK SPECS.

SR PRO AND INT PRO CAN
ALSO BE ORDERED WITH
CUSTOM SPECIFICATIONS.

* CUSTOM COLOR SHOWN AND MANY OTHER COLORS AVAILABLE

[GPEFX4]

EXTREME FLEX 4 PRO GOAL PADS

SIZES	SR	33+2, 34+2, 34+3, 35+3
	INT	CUST ONLY

TECHNOLOGIES	DUALITECORE / MAX REBOUND TECHNOLOGY+ / QUICK MOTION STRAP SYSTEM / SPEED SKIN	
FLEX PROFILE	OUTER SINGLE BREAK + PRE-CURVED SINGLE BREAK CORE	Maximizes flexibility and closes the 5-hole.
BOOT	90 DEGREE WITH DEEP CHANNEL AND BUNGEE TOE STRING SYSTEM	Enhanced connectivity and flexibility for power pushes.
BOOT CHANNEL	DEEP ULTRA SOFT	Freedom of movement.
LEG CHANNEL/ STRAPPING	DEEP, TIGHT FIT WITH QMSS	Responsive feel for optimal reactivity and connection with the leg.
KNEE CRADLE	RECESSED FOAM WITH REMOVABLE KNEE CRADLE WRAP	Deeper knee cradle helps close the 5-hole.
CORE CONSTRUCTION	DUALITECORE TECHNOLOGY + MOLDED PRO CORE	Lightweight goal pad featuring dual flex profile for quicker transition into butterfly.
KNEE RAISER	3D GRIP / INJECTION-MOLDED EPP FOAM	Excellent pad seal, stability and impact absorption.
THIGH PROTECTOR	N/A	
COLORS	WWWW, CUSTOM	BOOKING COLORS N/A



DUALITECORE
QUICK MOTION
STRAP SYSTEM
SPEEDSKIN

STOCK
COLOR



WWWW



CHIC



TOR



WWBB

BOOKING COLORS [GPE4.9CC]

[GPE4.9]

EXTREME FLEX E4.9 GOAL PADS

SIZES	SR	33+1, 34+1, 34+2, 34+3
	INT	29+1, 31+1, 32+1

TECHNOLOGIES	DUALITECORE / QUICK MOTION STRAP SYSTEM / SPEED SKIN	
FLEX PROFILE	OUTER SINGLE BREAK + PRE-CURVED SINGLE BREAK CORE	Maximizes flexibility and closes the 5-hole.
BOOT	90 DEGREE WITH DEEP CHANNEL AND AND BUNGEE TOE STRING SYSTEM	Enhanced connectivity and flexibility for power pushes.
BOOT CHANNEL	DEEP ULTRA SOFT	Freedom of movement.
LEG CHANNEL/ STRAPPING	DEEP, TIGHT-FIT WITH QMSS	Responsive feel for optimal reactivity and connection with the leg.
KNEE CRADLE	RECESSED FOAM WITH REMOVABLE KNEE CRADLE WRAP	Deeper knee cradle helps close the 5-hole.
CORE CONSTRUCTION	DUALITECORE TECHNOLOGY + HD CORE	Lightweight goal pad featuring dual flex profile for quicker transition into butterfly.
KNEE RAISER	3D GRIP / PE FOAM	Provides pad seal, stability and impact absorption.
THIGH PROTECTOR	N/A	
COLORS	WWWW	BOOKING COLORS CHIC, TOR, WWBB



DUALITECORE
QUICK MOTION
STRAP SYSTEM
SPEEDSKIN

STOCK
COLOR



WWBB



CHIC



TOR



DET



WWW

SR & JR
ONLY

BOOKING COLORS [GPA1.5CC]

[GPE4.5]

EXTREME FLEX E4.5 GOAL PADS

SIZES	SR	33+1, 34+1, 35+1	*SR BOOKING ONLY
	JR	24+1, 26+1, 28+1, 30+1	
	YT	20, 22	*YT BOOKING ONLY

TECHNOLOGIES	DUALITECORE / QUICK MOTION STRAP SYSTEM / SPEED SKIN	
FLEX PROFILE	OUTER SINGLE BREAK + PRE-CURVED SINGLE BREAK CORE	Maximizes flexibility and closes the 5-hole.
BOOT	90 DEGREE WITH DEEP CHANNEL AND AND BUNGEE TOE STRING SYSTEM	Enhanced connectivity and flexibility for power pushes.
BOOT CHANNEL	DEEP ULTRA SOFT	Freedom of movement.
LEG CHANNEL/ STRAPPING	DEEP, TIGHT-FIT WITH QMSS	Responsive feel for optimal reactivity and connection with the leg.
KNEE CRADLE	RECESSED FOAM WITH REMOVABLE KNEE CRADLE WRAP	SR / JR ONLY: Soft foam without outer knee wrap. YT ONLY: Deeper knee cradle helps close the 5-hole.
CORE CONSTRUCTION	DUALITECORE TECHNOLOGY + HD CORE	Lightweight goal pad featuring dual flex profile for quicker transition into butterfly.
KNEE RAISER	NYLON / PE FOAM	Seals pad to the ice.
THIGH PROTECTOR	LEGAL THIGH PROTECTOR (YT ONLY)	Protects top of the knee.
COLORS	WWBB	BOOKING COLORS CHIC, TOR, DET, WWW



****THESE ARE THE STOCK SPECS.
SR PRO CAN ALSO BE ORDERED
WITH CUSTOM SPECIFICATIONS.
* CUSTOM COLOR SHOWN AND MANY OTHER COLORS AVAILABLE

[GMEFX4]
EXTREME FLEX 4 PRO
CATCH GLOVE

SIZES	SR	REGULAR, FULL RIGHT
	INT	REGULAR, FULL RIGHT (CUSTOM ONLY)

TECHNOLOGIES	D30® / SPEED SKIN	
CUFF / THUMB	ONE PIECE	Maximum coverage.
BREAK ANGLE	600	Middle of hand closure.
PALM STIFFNESS	GAME-READY FIT + D30® PROTECTION	Easy break-in with upgraded protection.
WRIST STRAP	QUICK-RELEASE WEBBING STRAP	Easy and secure adjustment.
POCKET	DOUBLE STRAIGHT TEE	Helps track the puck.
BACKHAND GUARD	HD RAISED-FOAM FINGER PADDING	Enhanced flexibility and strong impact protection.
INNER PALM	LAYERED FELT / D30®	Game-ready flex with excellent impact protection.
FINGER STALLS	NASH®	Quicker release.
COLORS	WWW, CUSTOM	BOOKING COLORS N/A



SPEEDSKIN

BOOKING COLORS
(GME4.9CC)

STOCK
COLOR



[GME4.9]
EXTREME FLEX E4.9
CATCH GLOVE

SIZES	SR	REGULAR, FULL RIGHT
	INT	REGULAR, FULL RIGHT

TECHNOLOGIES	SPEED SKIN	
CUFF / THUMB	ONE PIECE	Maximum coverage.
BREAK ANGLE	600	Middle of hand closure.
PALM STIFFNESS	GAME-READY FIT + LAYERED CORE	Easy break-in and puck absorption.
WRIST STRAP	QUICK-RELEASE WEBBING STRAP	Easy and secure adjustment.
POCKET	DOUBLE STRAIGHT TEE	Helps track the puck.
BACKHAND GUARD	HD RAISED-FOAM FINGER PADDING	Enhanced flexibility and strong impact protection.
INNER PALM	LAYERED FELT / FOAM	Game-ready flex.
FINGER STALLS	NASH®	Quicker release.
COLORS	WWW	BOOKING COLORS CHIC, TOR, WWBB



SPEEDSKIN

BOOKING COLORS
(GME4.5CC)

STOCK
COLOR



SR & JR
ONLY

[GME4.5]
EXTREME FLEX E4.5
CATCH GLOVE

SIZES	SR	REGULAR, FULL RIGHT *SR BOOKING ONLY
	JR	REGULAR, FULL RIGHT
	YT	REGULAR, FULL RIGHT *YT BOOKING ONLY

TECHNOLOGIES	SPEED SKIN	
CUFF / THUMB	ONE PIECE	Maximum coverage.
BREAK ANGLE	600	Middle of hand closure.
PALM STIFFNESS	GAME-READY FIT	Easy break-in.
WRIST STRAP	QUICK-RELEASE WEBBING STRAP	Easy and secure adjustment.
POCKET	DOUBLE STRAIGHT TEE	Helps track the puck.
BACKHAND GUARD	LOW-DENSITY FINGER PADDING	Impact protection.
INNER PALM	FELT / FOAM	Game-ready flex.
FINGER STALLS	NASH®	Quicker release.
COLORS	WWBB	BOOKING COLORS CHIC, TOR, DET, WWW



SPEEDSKIN



STOCK
COLOR

WWWW
(SR ONLY)

****THESE ARE THE STOCK SPECS,
SR PRO CAN ALSO BE ORDERED
WITH CUSTOM SPECIFICATIONS.

* CUSTOM COLOR SHOWN AND MANY OTHER COLORS AVAILABLE

[GBEFX4]

EXTREME FLEX 4 PRO BLOCKER

SIZES	SR	REGULAR, FULL RIGHT
	INT	REGULAR, FULL RIGHT (CUSTOM ONLY)

TECHNOLOGIES	D30® / SPEED SKIN	
PALM POSITION	CENTERED PALM POSITION	Provides balance.
PALM	MULTI-LAYERED REINFORCED NASH®	Optimized feel and durability.
SIDE WALL PROTECTION	X-STIFF SIDEWALL WITH STRAIGHT FINGER PROTECTION	High impact protection.
FINGER PROTECTORS	HD FOAM WRAP + D30® PROTECTION	Optimal impact protection.
BLOCKING BOARD	HEAT-LAMINATED DUAL-DENSITY FOAM WITH PE BOARD	Maximum rebound control.
CUFF	SEGMENTED AND ADJUSTABLE CUFF	Excellent range of motion.
COLORS	WWWW, CUSTOM	
BOOKING COLORS	N/A	



SPEEDSKIN

BOOKING COLORS
[GBE4.9CC]

STOCK
COLOR



WWWW



CHIC



TOR



WWBB

[GBE4.9]

EXTREME FLEX E4.9 BLOCKER

SIZES	SR	REGULAR, FULL RIGHT
	INT	REGULAR, FULL RIGHT

TECHNOLOGIES	SPEED SKIN	
PALM POSITION	CENTERED PALM POSITION	Provides balance.
PALM	REINFORCED NASH®	Feel and durability.
SIDE WALL PROTECTION	STIFF SIDEWALL WITH STRAIGHT FINGER PROTECTION	Impact protection.
FINGER PROTECTORS	HIGH-DENSITY FOAM WRAP	Impact protection.
BLOCKING BOARD	LAMINATED DUAL-DENSITY FOAM WITH PE BOARD	Maximum rebound control.
CUFF	SEGMENTED AND ADJUSTABLE CUFF	Excellent range of motion.
COLORS	WWWW	
BOOKING COLORS	CHIC, TOR, DET, WWBB	



SPEEDSKIN

BOOKING COLORS
[GBE4.5CC]

STOCK
COLOR



WWBB



CHIC



TOR



DET



WWWW

SR & JR
ONLY

[GBE4.5]

EXTREME FLEX E4.5 BLOCKER

SIZES	SR	REGULAR, FULL RIGHT	*SR BOOKING ONLY
	JR	REGULAR, FULL RIGHT	
	YT	REGULAR, FULL RIGHT	*YT BOOKING ONLY

TECHNOLOGIES	SPEED SKIN	
PALM POSITION	CENTERED PALM POSITION	Provides balance.
PALM	REINFORCED NASH®	Feel and durability.
SIDE WALL PROTECTION	STIFF SIDEWALL WITH STRAIGHT FINGER PROTECTION	Impact protection.
FINGER PROTECTORS	LOW-DENSITY FOAM WRAP	Impact protection.
BLOCKING BOARD	LAMINATED DUAL-DENSITY FOAM WITH PE BOARD	Maximum rebound control.
CUFF	SEGMENTED AND ADJUSTABLE CUFF	Excellent range of motion.
COLORS	WWBB	
BOOKING COLORS	CHIC, TOR, DET, WWWW	



[GPRFLX4SP] - CUSTOM ORDERS ONLY

RETRO FLEX PADS

EFLEX TECHNOLOGY AND OLD-SCHOOL COOL COLLIDE TO SERVE UP MODERN INNOVATION WITH A HEAD-TURNING VINTAGE LOOK.

MINI KNEE ROLLS

FEWER REBOUNDS AND INCREASED CONTROL

HORIZONTAL STITCHES



RETRO FLEX LOGO





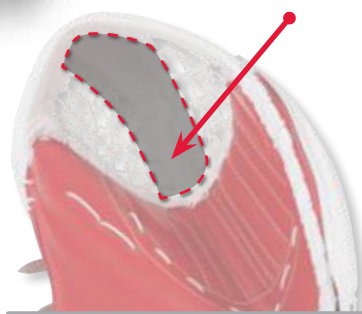
RAISED FINGER PADDING

GREATER PROTECTION.



STRAIGHT TEE

TRADITIONAL CONSTRUCTION.



ONE-PIECE THUMB AND CUFF

MAXIMIZE COVERAGE.



HIGH DENSITY FOAM INSIDE
MAXIMUM COVERAGE.

ADJUSTABLE CUFF

WRIST MOBILITY.



CREAM NASH PALM

SOFT, COMFORTABLE FEEL.

[6MRFLX4SP] - CUSTOM ORDERS ONLY

RETRO FLEX GLOVE

THIS GLOVE IS READY FOR CLASSIC WINDMILL SAVES. CHOOSE FROM A 600-DEGREE ANGLE FOR A MID-HAND CLOSURE OR A 590-DEGREE ANGLE FOR A BREAK CLOSER TO THE THUMB WHEN YOU CATCH THE PUCK. THERE'S ALSO A ONE-PIECE THUMB AND CUFF DESIGN TO PROTECT THE WRIST AREA AND AN INJECTION-MOLDED THUMB TO MAINTAIN THE GLOVE'S SHAPE ON REPEATED IMPACT.

[6BRFLX4SP] - CUSTOM ORDERS ONLY

RETRO FLEX BLOCKER

COMPLETE YOUR VINTAGE LOOK WITH THE RETRO FLEX BLOCKER. THE ADJUSTABLE CUFF GIVES GOALIES WHO LIKE TO HANDLE THE PUCK INCREASED MOBILITY IN THE WRIST - WITHOUT COMPROMISING BALANCE OR COVERAGE ABOVE AND BELOW THE HAND. COMPLETE WITH A VINTAGE GRAPHIC, THE BINDINGLESS CONSTRUCTION MAKES THIS CLASSIC BLOCKER A MORE DURABLE PRODUCT THAT'LL TAKE YOU FROM SEASON TO SEASON.



[GPYFX2]
YTFLEX 2
GOAL PADS

SIZES YT 20", 22", 24", 26"



[GMYFX2]
YTFLEX 2
CATCH GLOVE

SIZES YT REGULAR, FULL RIGHT



[GBYFX2]
YTFLEX 2
BLOCKER

SIZES YT REGULAR, FULL RIGHT

OUTER FLEX **SINGLE BREAK**
Easier for kids to move around in and slide across the crease.

INNER FLEX **PRE-CURVED DOUBLE BREAK CORE**
Shuts down the 5-hole.

BOOT CHANNEL **SHALLOW SOFT**
Great fit for easy movements.

*LEG CHANNEL/
CALF STRAP
OPTION* **TIGHT-FIT VELCRO CALF STRAP**
Comfortable and easy for parents to adjust.

*KNEE STRAP
SYSTEM* **WEBBING SINGLE BELOW KNEE STRAP
+ SINGLE BOOTSTRAP**
Quick adjustment.

KNEE CRADLE **ADJUSTABLE SOFT FOAM**
Simple and effective strap system.

CORE **HIGH DENSITY/LOW DENSITY FOAM**
Perfect combination of performance and feel.

KNEE RAISER **PE FOAM**
No pucks squeaking under the pads.

COLORS **WWBK**

*BOOKING
COLORS* **DET, TOR**

CUFF / THUMB **TWO PIECE**
Great flexibility.

BREAK ANGLE **590**
Big glove saves.

*PALM
STIFFNESS* **GAME READY**
Extremely easy to close.

WRIST STRAP **WEBBING STRAP**
Quick and easy adjustment.

POCKET **SINGLE STRAIGHT TEE**
Big pocket to snag flying pucks.

FINGER GUARD **LOW DENSITY FINGER PADDING**
Make big saves and stay protected.

*CUFF/THUMB
COMPOSITION* **INJECTION-MOLDED PE AND PE FOAM**
Impact absorption where you need it.

INNER PALM **¼" POLYESTER FELT/FOAM**
Game-ready flex.

COLORS **WWBK**

*BOOKING
COLORS* **DET, TOR**

FRONT **PRE-CURVED SHAPE**
Makes rebound control look easy.

PALM POSITION **CENTERED PALM POSITION**
Balanced feel.

PALM **NASH®**
Maximum comfort.

PALM GUARD **REINFORCED HAND**
Added durability.

PALM GUSSET **3D MESH**
Added breathability.


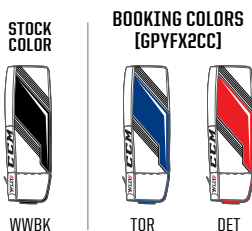
*LOCK THUMB
PROTECTOR* **MOLDED THUMB**
Make big saves and stay protected.

*FINGER
PROTECTORS* **LOW DENSITY FOAM WRAP**
Keep your fingers protected too.

*BLOCKING
BOARD* **SINGLE DENSITY FOAM/PLASTIC**
Deflect rebounds out of harm's way.

COLORS **WWBK**

*BOOKING
COLORS* **DET, TOR**





[ABYFX2]

YTFLEX 2

CHEST PROTECTOR

SIZES YT S/M, L/XL



[HPGYF2]

YTFLEX 2

GOALIE PANT

SIZES YT S/M, L/XL

<i>STERNUM</i>	PE FOAM Increases protection.	<i>WAIST</i>	PROFILED WAIST Comfort and great fit.
<i>SHOULDER WINGS</i>	SEGMENTED MOLDED PE FOAM Offers great protection and mobility.	<i>LENGTH EXTENSION</i>	N / A
<i>CHEST</i>	PE FOAM BLOCKS Great protection and fit.	<i>THIGH PROTECTION</i>	2-PIECE MOLDED HD / PE FOAM Increases coverage and protection.
<i>BICEP / FOREARM</i>	PE FOAM Protection and mobility.	<i>HIP/GROIN PROTECTION</i>	MOLDED PE FOAM Lightweight impact protection.
<i>ELBOW</i>	INDEPENDENT ADJUSTABLE ELBOW PROTECTOR Customized fit.	<i>SPINE</i>	SEGMENTED FOAM Increased comfort and fit.
<i>SHOULDER CAP</i>	COMPRESSION-MOLDED PE FOAM Optimized protection.	<i>MATERIAL</i>	200D NYLON WITH STRETCH ZONES Increases durability and mobility.
<i>SIZING SPEC</i>	YT S/M: CHEST: 9" ARM: 12"	<i>BELT</i>	N / A
	YT L/XL: CHEST: 11" ARM: 14"	<i>SIZING SPEC</i>	YT S/M: WAIST: 18"- 20"
			YT L/XL: WAIST: 20"- 22"
		<i>COLOR</i>	BLACK



[AP7000]
TOE BRIDGE HD / LACING
COLOR: WHITE
PAIR



[AP7001]
TOE BRIDGE / LACING
COLOR: WHITE
PAIR



[AP7013] **[NEW]**
**KNEE CRADLE
WRAP EFLX**
COLOR: WHITE
PAIR



[AP7006]
SHIN STRAP
COLOR: WHITE
PAIR



[AP7010]
LEATHER BOOT STRAP KIT
COLOR: WHITE
PAIR



[AP7007]
**ADJUSTABLE SINGLE
BUCKLE TAB**
COLOR: WHITE
PAIR

[AP7011]
QK5 BOOT STRAP KIT
COLOR: WHITE
PAIR



[AP7008]
**KNEE CRADLE ELASTIC /
VELCRO**
COLOR: WHITE
PAIR



[AP7012]
TOE ELASTIC KIT
COLOR: WHITE
PAIR



[AP7014] **[NEW]**
**KNEE CRADLE WRAP
PREMIER**
COLOR: WHITE
PAIR



AS3 PRO SUPER TACKS GOALIE

S U P E R T A C K S A S 3 P R O G O A L I E

DEFEND YOUR NET LIKE NOTHING ELSE MATTERS. EQUIPPED WITH A NEW ADPT MEMORY FOAM TONGUE, THIS TOP OF THE LINE GOALIE SKATE WRAPS YOUR FOOT SO YOU CAN CROSS THE CREASE AGAIN AND AGAIN IN TOTAL COMFORT. WE'VE ALSO MADE THIS MUST-HAVE WITH A ONE-PIECE BOOT MONOFRAME, COMBINING FOOT COMFORT WITH SPEED AND UNMATCHED AGILITY.



TECH 001

ONE-PIECE BOOT

THE ONE-PIECE BOOT IS ALL ABOUT PURE PERFORMANCE. WITH THIS TECHNOLOGY, GOALIES GET MORE DIRECT ENERGY TRANSFER AND A CLOSER FIT FOR FASTER FEET TO MOVE INTO THE CREASE.

TECH 002

ADPT MEMORY FOAM TONGUE

OUR LATEST TONGUE INNOVATION MADE WITH MEMORY FOAM THAT MOLDS AND ADAPTS TO YOUR FOOT SHAPE WHILE PROVIDING EXCELLENT PROTECTION AND COMFORT.

TECH 003

ASYMMETRIC FLEX STANCE CONTOUR

A LOWER CUT BOOT COLLAR THAT'S PERFECTLY SHAPED AND MOLDED FOR A DEEP FLEX THAT ALLOWS FOR A FAST BUTTERFLY DROP, QUICK RECOVERY AND SPEED TO THE POWER-PUSH POSITION.



[SKAS3PG] [NEW] HEAT MOLDABLE

SUPER TACKS AS3 PRO

GOALIE SKATES

SIZES	SR	7 - 11	D	FULL/HALF
		7 - 9.5	EE	FULL/HALF
	INT-JR	6 - 6.5	D	FULL

QUARTER PACKAGE	ONE-PIECE BOOT - MONOFRAME The one-piece boot is all about pure performance. With this technology, goalies get more direct energy transfer and a closer fit for faster feet.
MATERIAL	ROCKETFRAME COMPOSITE NHL-caliber lightweight composite material.
FIT	ANATOMICAL Provides a form-fitting, 360-degree fit around the forefoot, heel and ankle.
STIFFNESS PERFORMANCE INDEX	195 Super lightweight, stiff and thermo-formable core generates the ultimate skating performance.
BOOT COLLAR	ASYMMETRIC FLEX STANCE Flex deeper into your stance and recover with lightning speed.
TONGUE	ADAPT MEMORY FOAM WITH MOLDED LACE-BITE PROTECTION Bring comfort up-front while maintaining protection.
LINER	TOTALDRI LINER WITH DURAZONE ABRASION PROTECTION High-performance moisture-wicking material keeps feet dry and skates light, with added protection against wear or rubbing.
MIDSOLE	LIGHTWEIGHT MIDSOLE For enhanced energy transfer from blade to boot.
FOOTBED	MOLDED DUAL-DENSITY CCM ORTHOLITE® Lightweight insole that also helps improve energy transfer.
HOLDER	SPEEDBLADE XSG New quick-release goalie holder with bladelock system.
RUNNER	XSG1 BLACK (+2MM) High-performance blade with oxide treatment for a longer edge life and greater resistance to corrosion with 9% more height than previous generation.



[SK9380G] [NEW] HEAT MOLDABLE

SUPER TACKS 9380

GOALIE SKATES

SIZES	SR	7 - 11	D	FULL/HALF
		7 - 10	EE	FULL/HALF
	INT-JR	6 - 6.5	D	FULL

QUARTER PACKAGE	METAFRAME TECHNOLOGY Durable boot with structural stiffness.
MATERIAL	ROCKETFRAME COMPOSITE NHL-caliber lightweight composite material.
STIFFNESS PERFORMANCE INDEX	170 Lightweight, stiff and thermo-formable core generates excellent skating performance.
BOOT COLLAR	ASYMMETRIC FLEX STANCE Flex deeper into your stance and recover with lightning speed.
TONGUE	TRITECH FLEX WITH MOLDED LACE-BITE PROTECTION The forward flex you need as a goalie, with added protection and comfort.
LINER	TOTALDRI WITH DURAZONE ABRASION PROTECTION High-performance moisture-wicking material keeps feet dry and skates light, with added protection against wear or rubbing.
OUTSOLE	SR: TRIPLE-INJECTED NYLON WITH EXHAUST SYSTEM Lightweight, stiff design provides better energy transfer while the exhaust system wicks moisture out of the boot. JR: CONCAVE REINFORCED INJECTION WITH EXHAUST SYSTEM Stiff design provides better energy transfer while the exhaust system wicks moisture out of the boot.
FOOTBED	CCM ORTHOLITE® ** Lightweight comfort and support.
HOLDER	SPEEDBLADE XSG New quick-release goalie holder with bladelock system.
RUNNER	SR: XSG1 (+2MM) High-performance blade with excellent edge life and 9% more height than our previous generation. JR: CCM XSG1 Stainless steel runner.



[SK9370G] [NEW] HEAT MOLDABLE

SUPER TACKS 9370

GOALIE SKATES

SIZES	SR	7 - 12	D	FULL
	INT-JR	1 - 6	D	FULL

QUARTER PACKAGE	INJECTED TECHNOLOGY WITH SYNTHETIC COMPOSITE Durable boot with structural stiffness.
STIFFNESS PERFORMANCE INDEX	135 Solid core generating good skating performance.
TONGUE	FELT TONGUE WITH EMBOSSED LACE-BITE PROTECTION 7mm felt with reinforcement layers for increased comfort and protection.
LINER	BRUSHED MICROFIBER LINER Comfortable fit with high resistance to wear.
OUTSOLE	CONCAVE REINFORCED INJECTION Stiff design helps provide better energy transfer.
FOOTBED	CCM FIT SYSTEM Provides support and comfort.
HOLDER	SPEEDBLADE XSG New quick-release goalie holder with bladelock system.
RUNNER	SR: XSG1 (+2MM) High-performance blade with excellent edge life and 9% more height than our previous generation. JR: CCM XSG1 Stainless steel runner.

** All OrthoLite® open-cell formulations contain an eco-friendly 5% recycled rubber content. This is the source of the signature black specks in all OrthoLite foams.



[SKFT26]

HEAT MOLDABLE

JETSPEED FT2

GOALIE SKATES

	SIZES	SR	6 - 11	D, EE	FULL/HALF
QUARTER PACKAGE	ONE-PIECE BOOT - LITEFRAME 360 EVO		The one-piece boot is all about pure performance. With this technology, players get more direct energy transfer and a closer fit for faster feet.		
MATERIAL	ROCKETFRAME COMPOSITE		NHL-caliber lightweight composite material.		
FIT	TAPERED FIT		Provides a close, 360-degree tapered fit around and under the foot.		
STIFFNESS PERFORMANCE	195		Super lightweight, highly stiff and thermo-formable core for the ultimate skating performance.		
BOOT COLLAR	ASYMMETRIC FLEX STANCE		Flex deeper into your stance and recover with lightning speed.		
LINER	TOTALDRI LINER WITH DURAZONE ABRASION PROTECTION		High-performance moisture-wicking material keeps feet dry and skates light, with added protection against wear or rubbing.		
TONGUE	TRITECH FLEX WITH MOLDED LACE-BITE PROTECTION		The forward flex you need as a goalie, with added protection and comfort.		
MIDSOLE	LIGHTWEIGHT COMPOSITE MIDSOLE		For enhanced energy transfer from blade to boot.		
FOOTBED	CCM ORTHOLITE®		Lightweight comfort and support.		
HOLDER	SPEEDBLADE XSG		New extra-light quick-release goalie holder with bladelock system.		
RUNNER	XSG1 BLACK (+2MM)		High-performance blade with excellent edge life and 9% more height than our previous generation.		



[SK480G]

HEAT MOLDABLE

JETSPEED FT480

GOALIE SKATES

	SIZES	SR	6 - 11 7 - 10	D EE	FULL/HALF FULL/HALF
	JR		3 - 5.5	D	FULL/HALF
QUARTER PACKAGE	TWO PIECE - 3D-LASTED		This 3D-lastest ergonomic boot shaping system provides a great fit for your foot, plus excellent heel lock and speed generation.		
MATERIAL	ROCKETFRAME COMPOSITE		NHL-caliber lightweight composite material.		
STIFFNESS PERFORMANCE INDEX	170		Lightweight, stiff and thermo-formable core generates excellent skating performance.		
BOOT COLLAR	ASYMMETRIC FLEX STANCE		Flex deeper into your stance and recover with lightning speed.		
LINER	TOTALDRI LINER WITH DURAZONE ABRASION PROTECTION		High-performance moisture-wicking material keeps feet dry and skates light, with added protection against wear or rubbing.		
TONGUE	TRITECH FLEX WITH MOLDED LACE-BITE PROTECTION		The forward flex you need as a goalie, with added protection and comfort.		
OUTSOLE	EXTRA-STIFF COMPOSITE WITH EXHAUST SYSTEM		Extra-stiff design provides superior energy transfer while the exhaust system wicks moisture out of the boot.		
FOOTBED	ANATOMICAL RESPONSE		Provides support and comfort.		
HOLDER	SPEEDBLADE XSG		New extra-light quick-release goalie holder with bladelock system.		
RUNNER	XSG1 (+2MM)		High-performance blade with excellent edge life and 9% more height than our previous generation.		



[SK460G]

HEAT MOLDABLE

JETSPEED FT460

GOALIE SKATES

	SIZES	SR	6 - 12	D	FULL
	JR		1 - 5	D	FULL
QUARTER PACKAGE	INJECTED TECHNOLOGY WITH SYNTHETIC COMPOSITE		Durable boot with structural stiffness.		
STIFFNESS PERFORMANCE INDEX	135		Solid core generates good skating performance.		
LINER	HD MICROFIBER LINER		Comfortable fit with high resistance to wear.		
TONGUE	FELT TONGUE WITH EMBOSSED LACE-BITE PROTECTION		7mm felt with reinforcement layers for increased comfort and protection.		
OUTSOLE	CONCAVE REINFORCED INJECTION		Stiff design helps provide better energy transfer.		
FOOTBED	CCM FIT SYSTEM		Provides support and comfort.		
HOLDER	SPEEDBLADE XSG		New extra-light quick-release goalie holder with bladelock system.		
RUNNER	XSG1 (+2MM)		High-performance blade with excellent edge life and 9% more height than our previous generation.		



[HSBXSG]
SPEEDBLADE XSG HOLDER
 RIGHT / LEFT



[RXSG1B]
SPEEDBLADE XSG1 BLACK
 OXIDE
 PAIR



[RXSG1P]
SPEEDBLADE XSG1 STAINLESS
 STAINLESS
 PAIR

SPEEDBLADE XSG HOLDER
 SIZING CHART

YOUTH		
BOOT	13	13.5
RUNNER LENGHT	211	

JUNIOR										
BOOT	1	1.5	2	2.5	3	3.5	4	4.5	5	5.5
RUNNER LENGHT	211			234			250			

SENIOR													
BOOT	6	6.5	7	7.5	8	8.5	9	9.5	10	10.5	11	11.5	12
RUNNER LENGHT	250		266				282				298		

NEW RE AXIS PRO SIGMA AXIS

OUR NEW AXIS PRO SERIES WAS BORN TO DELIVER GREAT PERFORMANCE AND FEEL BETWEEN THE POSTS. DEFEND YOUR CREASE LIKE A PRO WITH ENHANCED SHAFT DURABILITY, IMPROVED PADDLE AND BLADE THICKNESS, PLUS NEW CUTTING-EDGE NANOLITE CARBON LAYERING TECHNOLOGY. THE NEW LIGHTWEIGHT CONSTRUCTION PUTS THIS SERIES OVER THE TOP AND READY FOR THE NEXT SAVE.

TECH 001

NEW NANOLITE CARBON LAYERING

EXPERIENCE LIGHTWEIGHT TO A NEW LEVEL WITH THE INNOVATIVE HIGH PERFORMANCE CARBON LAYERING DEVELOPED BY THE CCM ENGINEERING TEAM. COMBINED WITH EXTREMELY THIN SIGMATEX® SPREAD TOW TECHNOLOGY ALLOWS US TO ACHIEVE LAYERS MICRO-THIN CARBON FIBER AT OPTIMIZED ANGLES SO YOUR STICK IS NOT ONLY INCREDIBLY LIGHT, IT'S INCREDIBLY STRONG.

TECH 002

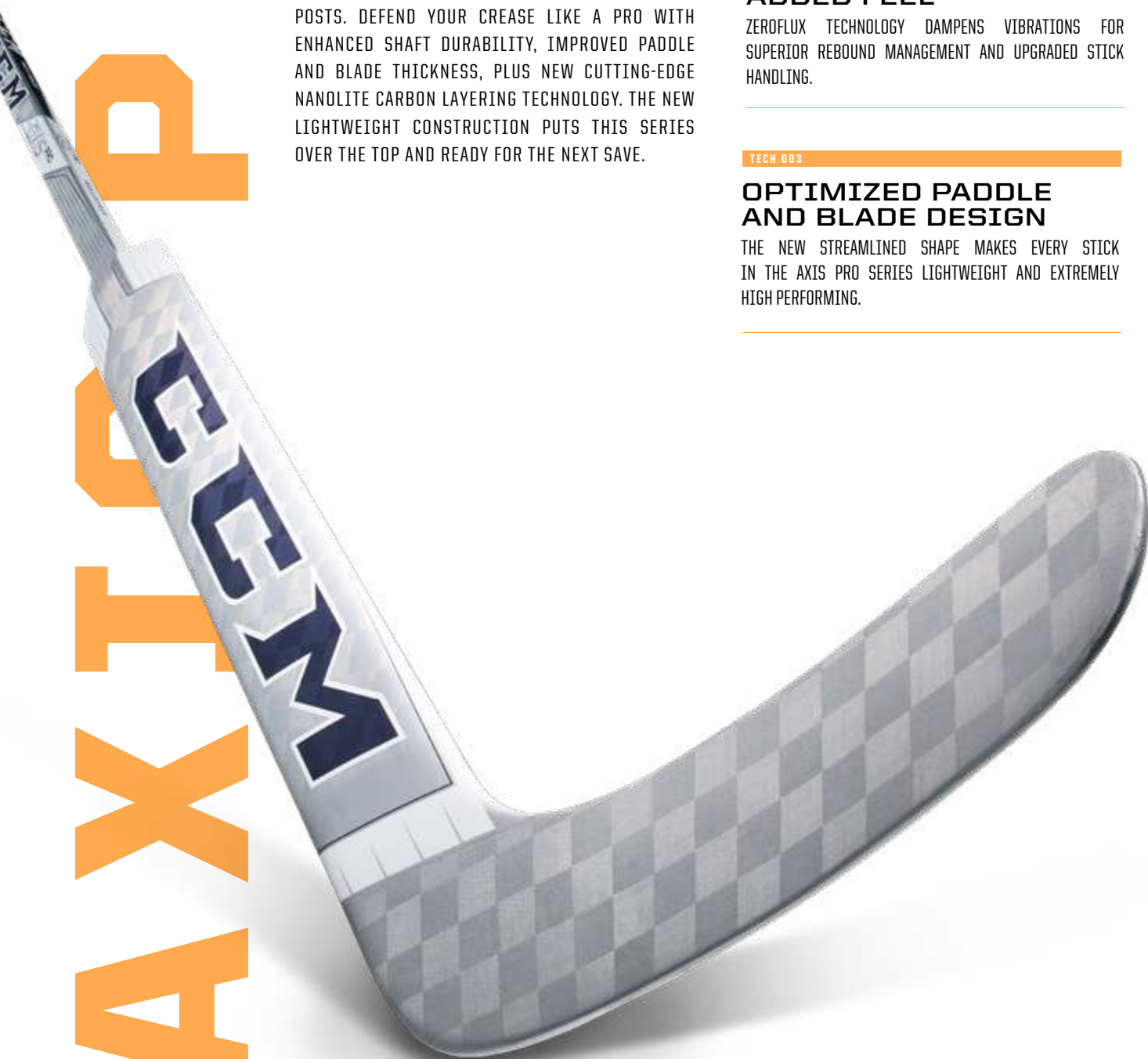
ADDED FEEL

ZEROFLUX TECHNOLOGY DAMPENS VIBRATIONS FOR SUPERIOR REBOUND MANAGEMENT AND UPGRADED STICK HANDLING.

TECH 003

OPTIMIZED PADDLE AND BLADE DESIGN

THE NEW STREAMLINED SHAPE MAKES EVERY STICK IN THE AXIS PRO SERIES LIGHTWEIGHT AND EXTREMELY HIGH PERFORMING.



OFFERING

HSAXPC
CRAWFORD - L/R
SR: 27" / 26" / 25"
INT: 24"
JR: 23"
COLORS
WHITE / BLACK

[HSAXPC] [NEW]

AXIS PRO STICK

CONSTRUCTION	COMPOSITE STRUCTURE WITH ZEROFLUX TECHNOLOGY	Super lightweight structure built to dampen vibrations for uncompromised puck feel and rebound control.
SHAFT TECHNOLOGY	NEW NANOLITE CARBON LAYERING	High-Performance Carbon Layering technology combined with Sigmatex® Spread Tow creates a stick that's both incredibly light and incredibly strong.
MATERIAL	SILVER SPREAD TOW ON SHAFT PADDLE AND BLADE	Developed by a world leader in aerospace technology specifically for CCM, this high-performance spread tow fabric features an innovative weaving process that makes this stick light, strong and durable.
BLADE	PEEL-PLY TECHNOLOGY	Optimized texture reduces weight while increasing puck control.




OFFERING

HSA19C
CRAWFORD - L/R
SR: 27" / 26" / 25"
INT: 24"
JR: 23" / 21" (WHY/BLK ONLY)
COLOR
WHITE / BLACK

[HSA19C] [NEW]

AXIS 1.9 STICK

CONSTRUCTION	COMPOSITE STRUCTURE WITH ZEROFLUX TECHNOLOGY	Lightweight structure built to dampen vibrations for uncompromised puck feel and rebound control.
SHAFT TECHNOLOGY	BETTER COMPACTION CONSISTENCY	Rounded shape and reinforced construction for greater corner strength and impact resistance.
MATERIAL	C6 TECHNOLOGY	A carbon fiber weave that provides remarkable overall stiffness and strength for added durability.
BLADE	PEEL-PLY TECHNOLOGY	Optimized texture reduces weight while increasing puck control.



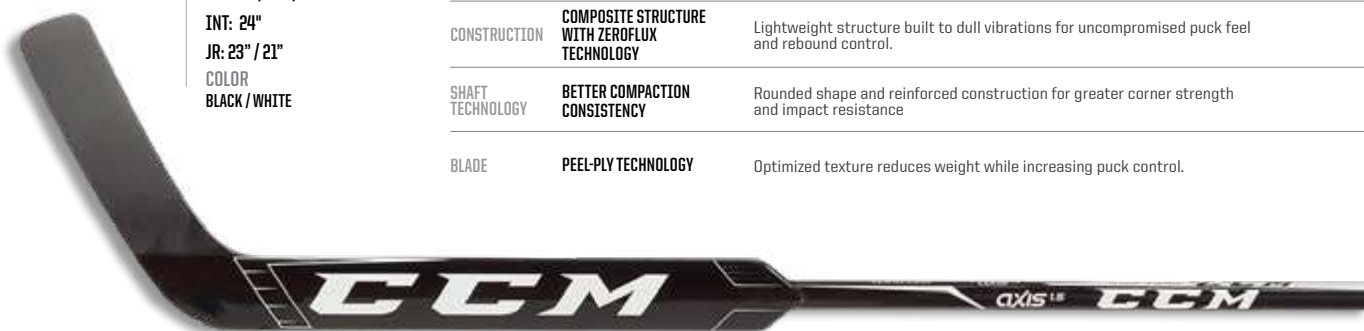
OFFERING

HSA15C
CRAWFORD - L/R
SR: 27" / 26" / 25"
INT: 24"
JR: 23" / 21"
COLOR
BLACK / WHITE

[HSA15C] [NEW]

AXIS 1.5 STICK

CONSTRUCTION	COMPOSITE STRUCTURE WITH ZEROFLUX TECHNOLOGY	Lightweight structure built to dull vibrations for uncompromised puck feel and rebound control.
SHAFT TECHNOLOGY	BETTER COMPACTION CONSISTENCY	Rounded shape and reinforced construction for greater corner strength and impact resistance
BLADE	PEEL-PLY TECHNOLOGY	Optimized texture reduces weight while increasing puck control.



OFFERING

CRAWFORD - L/R

SR: 27" / 26" / 25"
INT: 24"

COLORS
WHITE / GREY

[HSEF4C] [HSEF4P]
EXTREME FLEX 4
STICK

SHAFT	SIGMATEX ST SHAFT	Developed by a world leader in aerospace technology specifically for CCM, this high-performance spread tow fabric features an innovative weaving process that provides lightweight strength and resilience.
PADDLE	INNEGRA FIBER PADDLE	This high-performance fiber provides extremely lightweight strength and vibration dampening.
GEOMETRY	SHAFT IMPROVEMENTS	New rounded shape and reinforced construction for greater corner strength and impact resistance.
TECHNOLOGY	ADDED FEEL	Dampening of vibrations due to ZeroFlux technology gives goalie better rebound control while providing great shooting and passing control.
CONTRUCTION	COMPOSITE STRUCTURE FEATURING INNEGRA FIBER AND ZEROFLUX TECHNOLOGY	A lightweight, streamlined structure designed to diminish vibrations for uncompromised feel and rebound control.
GRIP	RE-DESIGNED AND IMPROVED STIKTAK GRIP	Optimized design features a raised grip for greater control.



OFFERING

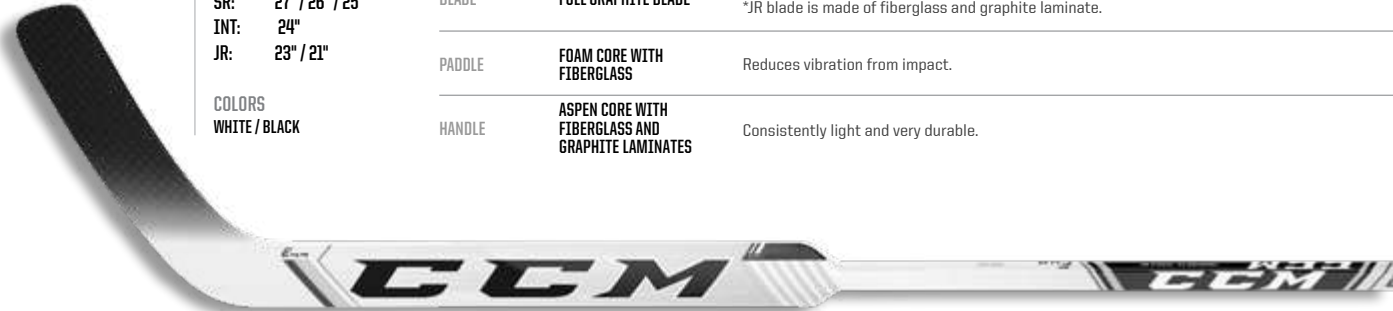
CRAWFORD - L/R

SR: 27" / 26" / 25"
INT: 24"
JR: 23" / 21"

COLORS
WHITE / BLACK

[HSEPROC]
EXTREME FLEX PRO
STICK

BLADE	FULL GRAPHITE BLADE	Exceptional feel and control *JR blade is made of fiberglass and graphite laminate.
PADDLE	FOAM CORE WITH FIBERGLASS	Reduces vibration from impact.
HANDLE	ASPEN CORE WITH FIBERGLASS AND GRAPHITE LAMINATES	Consistently light and very durable.



OFFERING

CRAWFORD - L/R

SR: 26"
INT: 24"
JR: 23"

SBL
YT: 16"

COLORS
NATURAL / BLACK

[HSE45C]
EXTREME FLEX 4.5
STICK

BLADE	ASH BLADE	For great durability.
PADDLE	ASH PADDLE WITH FIBERGLASS REINFORCEMENTS	Lightweight and very durable.
HANDLE	MULIT-LAMINATE SHAFT	High durability.



GOALIE CURVE CHART



CRAWFORD - P4 (182-2)

POSITION	HEEL	BENEFITS
SIZE	BIG	DEEP CURVE TO HELP MOVE THE
OPENESS	SLIGHTLY OPENED	PUCK UP QUICKLY

CUSTOMIZER

PLEASE VISIT FOR MORE INFORMATION: CCMHOCKEY.COM/EN/PRODUCT/GOALIE/CUSTOMIZER
PLEASE ASK YOUR REP TO BOOK CUSTOM STICKS (BOOKING CUSTOMIZER)

COMPOSITE

2 - AXIS

AXIS PRO: HSAXPSP

AXIS TEAM: HSAXSP

1 - EFLEX 4

HSCE4 SP

FOAM CORE

1 - EFLEX PRO

HSCE49 SP

PROTECTOR

AXIS CHEST PROTECTOR

DEFEND YOUR CREASE WITH MAXIMUM COVERAGE, PREMIUM IMPACT PROTECTION AND GREATER FLEXIBILITY WITH THE NEW AXIS CHEST PROTECTOR. FEATURING A COMPLETELY REDESIGNED CONSTRUCTION, IT'S ENGINEERED TO DELIVER POWERFUL PUCK DEFLECTION FOR EVERY SHOT YOU FACE.

TECH 001

COMPLETELY REDESIGNED SHOULDER SHAPE

ALL-NEW SQUARE CONTOUR MAKES YOU LOOK IMPOSING IN THE NET WHILE MAINTAINING THE FLEXIBILITY YOU DESIRE.

TECH 002

SEGMENTED COVERAGE

ADDED MOBILITY IN AREAS OF HIGH IMPACT PROTECTION SO YOU CAN REACT FASTER.

TECH 003

D30® SMART MATERIAL

OPTIMAL IMPACT PROTECTION IN THE STERNUM AND RIB AREA.



AXIS



[ABAXIS] **[NEW]**
AXIS
CHEST PROTECTOR

SIZES SR S, M, L, XL



[ABA1.9] **[NEW]**
AXIS A1.9
CHEST PROTECTOR

SIZES SR S, M, L, XL
INT S, M, L



[ABA1.5] **[NEW]**
AXIS A1.5
CHEST PROTECTOR

SIZES JR S/M, L/XL

STERNUM **MOLDED D30 FOAM**
Maximized impact protection.

SHOULDER WINGS **FULLY SEGMENTED SQUARE CONTOUR WITH VELCRO ADJUSTMENT**
Customized fit.

CHEST **MULTI-SEGMENTED HD/LD FOAMS**
Optimized mobile protection.

RIBS **MULTI-SEGMENTED MOLDED RIB PROTECTION WITH D30® FOAM**
Upgraded protection and mobility.

BICEP / FOREARM **SQUARE DESIGN WITH MOLDED HD FOAM**
Maximized coverage with superior protection.

ELBOW **INDEPENDENT ADJUSTABLE ELBOW PROTECTOR**
Customized fit.

SHOULDER CAP **MOLDED HD FOAM WITH SQUARE CONTOUR**
Optimized protection.

SIZING SPEC
SMALL:
CHEST: 18"
ARM: 18"
MEDIUM:
CHEST: 19"
ARM: 19"
LARGE:
CHEST: 20"
ARM: 20"
XLARGE:
CHEST: 21"
ARM: 21"

STERNUM **MOLDED HD FOAM**
Impact protection.

SHOULDER WINGS **FULLY SEGMENTED SQUARE CONTOUR WITH VELCRO ADJUSTMENT**
Customized fit.

CHEST **MULTI-SEGMENTED PE FOAM**
Flexible protection.

RIBS **MULTI-SEGMENTED RIB PROTECTION WITH HD FOAM**
Protection and mobility.

BICEP / FOREARM **SQUARE DESIGN WITH MOLDED HD FOAM**
Maximized coverage with superior protection.

ELBOW **INDEPENDENT ADJUSTABLE ELBOW PROTECTOR**
Customized fit.

SHOULDER CAP **MOLDED HD FOAM WITH SQUARE CONTOUR**
Optimized protection.

SIZING SPEC
SR
SMALL:
CHEST: 18"
ARM: 18"
MEDIUM:
CHEST: 19"
ARM: 19"
LARGE:
CHEST: 20"
ARM: 20"
XLARGE:
CHEST: 21"
ARM: 21"

INT
SMALL:
CHEST: 16"
ARM: 17"
MEDIUM:
CHEST: 17"
ARM: 17"

LARGE:
CHEST: 18"
ARM: 18"

STERNUM **HD FOAM**
Impact protection.

SHOULDER WINGS **FULLY SEGMENTED SQUARE CONTOUR WITH VELCRO ADJUSTMENT**
Customized fit.

CHEST **MULTI-SEGMENTED PE FOAM**
Flexible protection.

RIBS **MULTI-SEGMENTED RIB PROTECTION WITH HD FOAM**
Protection and mobility.

BICEP / FOREARM **SQUARE DESIGN WITH MOLDED FOAM**
Great coverage and protection.

ELBOW **INDEPENDENT ADJUSTABLE ELBOW PROTECTOR**
Customized fit.

SHOULDER CAP **MOLDED HD FOAM WITH SQUARE CONTOUR**
Optimized protection.

SIZING SPEC
S/M:
CHEST: 15"
ARM: 15"
L/XL:
CHEST: 16"
ARM: 16"



BOOKING COLORS
[ABEFS2CC]



[ABEFS2]
EXTREME FLEX SHIELD II
CHEST PROTECTOR

SIZES SR S, M, L, XL

STERNUM	MOLDED D30® FOAM		Maximized impact protection.
SHOULDER WINGS	QUICK-RELEASE VELCRO ADJUSTMENT		Customized fit.
CHEST	MULTI-SEGMENTED HD/LD FOAMS WITH REMOVABLE RIB PROTECTOR		Optimized mobile protection.
BICEP/FOREARM	COMPRESSION-MOLDED HD FOAM		Superior protection and mobility.
ELBOW	INDEPENDENT ADJUSTABLE ELBOW PROTECTOR		Customized fit.
SHOULDER CAP	COMPRESSION-MOLDED HD FOAM		Optimized protection.
SIZING SPEC	SMALL:		MEDIUM:
	CHEST: 18"		
	ARM: 18"		
	LARGE:		XLARGE:
	CHEST 20"		
	ARM: 20"		



[ABE2.9]
EXTREME FLEX SHIELD E2.9
CHEST PROTECTOR

SIZES SR S, M, L, XL
INT S, M, L

STERNUM	SR: MOLDED HD FOAM INT: MOLDED PE FOAM			Impact protection.		
SHOULDER WINGS	QUICK-RELEASE VELCRO ADJUSTMENT			Customized fit.		
CHEST	MULTI-SEGMENTED HD/LD FOAMS WITH REMOVABLE RIB PROTECTOR			Optimized mobile protection.		
BICEP/ FOREARM	COMPRESSION-MOLDED HD FOAM			Superior protection and mobility.		
ELBOW	INDEPENDENT ADJUSTABLE ELBOW PROTECTOR			Customized fit.		
SHOULDER CAP	COMPRESSION-MOLDED HD FOAM			Optimized protection.		
SIZING SPEC	SR	SMALL: CHEST: 18" ARM: 18"	MEDIUM: CHEST 19" ARM: 19"	INT	SMALL: CHEST: 16" ARM: 17"	MEDIUM: CHEST 17" ARM: 17"
		LARGE: CHEST 20" ARM: 20"	XLARGE: CHEST 21" ARM: 21"		LARGE: CHEST 18" ARM: 18"	



[ABE2.5]
EXTREME FLEX SHIELD E2.5
CHEST PROTECTOR

SIZES JR S/M, L/XL
YT OSFA

STERNUM	PE FOAM			Impact protection.	
SHOULDER WINGS	QUICK-RELEASE VELCRO ADJUSTMENT			Customized fit.	
CHEST	MULTI-SEGMENTED PE FOAM			Flexible mobility.	
BICEP/FOREARM	PE FOAM			Protection and mobility.	
ELBOW	INDEPENDENT ADJUSTABLE ELBOW PROTECTOR			Customized fit.	
SHOULDER CAP	COMPRESSION-MOLDED PE FOAM			Optimized protection.	
SIZING SPEC	JR	S/M: CHEST: 15" ARM: 15"	L/XL: CHEST 19" ARM: 19"	YT	OSFA: CHEST: 14" ARM: 14"



CCM
AXIS
GOAL
PANT

AXIS GOAL PANT

TAKE THE BEST AND MAKE IT BETTER. BUILT OFF OUR BEST-FITTING GOAL PANT, AXIS HAS THE PROTECTION YOU NEED WHILE ALSO FEATURING INCREASED OVERLAP IN THE THIGH AND GROIN - SO YOU ARE COVERED DURING EVERY SAVE SEQUENCE.



TECH 001

REDESIGNED THIGH AND GROIN

UPGRADED PROTECTION THAT OVERLAPS FOR MAXIMUM COVERAGE.

TECH 002

SEGMENTED COVERAGE

IMPROVED FIT AND ADDED MOBILITY THROUGHOUT THE HIP AND GROIN AREA SO YOU CAN MOVE QUICKLY THROUGH THE CREASE.

TECH 003

D30® SMART MATERIAL

ADDED PROTECTION IN THE UPPER THIGH AREA.

D30₂



[HPGAXIS] [NEW]

AXIS GOALIE PANT

SIZES SR S, M, L, XL



[HPGA1.9] [NEW]

AXIS A1.9 GOALIE PANT

SIZES SR S, M, L, XL
INT S, M, L



[HPGA1.5] [NEW]

AXIS A1.5 GOALIE PANT

SIZES JR S, M, L

FIT **LOOSE FIT**
Built for coverage while maintaining mobility. Easy to tuck.

WAIST **MOLDED HD / LD FOAM**

*LENGTH
EXTENSION* **HIDDEN ZIPPER WITH
1" LENGTH EXTENDER**

*THIGH
PROTECTION* **MOLDED HD FOAM WITH
LIGHTWEIGHT EPE FOAM**

*HIP / GROIN
PROTECTION* **MOLDED PLASTIC WITH LOW DENSITY FOAM /
SEGMENTED D30® FOAM**

SPINE **MOLDED EVA FOAM AND
SEGMENTED CONSTRUCTION**

MATERIAL **420D HIGH-ABRASION NYLON
WITH STRETCH ZONES**

BELT **INNER BELT SYSTEM**

COLORS **BLACK, NAVY**

SIZING SPEC **SMALL:**
WAIST:
28" - 32"
MEDIUM:
WAIST:
32" - 36"
LARGE:
WAIST:
34" - 38"
XLARGE:
WAIST:
38" - 42"

FIT **LOOSE FIT**
Built for coverage while maintaining mobility. Easy to tuck.

WAIST **MOLDED PE FOAM**

*LENGTH
EXTENSION* **SR: N/A
INT: HIDDEN ZIPPER WITH
1" LENGTH EXTENDER**

*THIGH
PROTECTION* **MOLDED PLASTIC WITH PE FOAM**

*HIP / GROIN
PROTECTION* **MOLDED PLASTIC WITH PE FOAM /
SEGMENTED PE FOAM**

SPINE **MOLDED EVA FOAM AND
SEGMENTED CONSTRUCTION**

MATERIAL **400D NYLON WITH STRETCH ZONES**

BELT **INNER BELT SYSTEM**

COLORS **BLACK, NAVY**

SIZING SPEC **SR** **SMALL:**
WAIST:
28" - 32"
MEDIUM:
WAIST:
32" - 36"
LARGE:
WAIST:
34" - 38"
XLARGE:
WAIST:
38" - 42"
INT **SMALL:**
WAIST:
27" - 29"
MEDIUM:
WAIST:
28" - 30"
LARGE:
WAIST:
29" - 31"

FIT **LOOSE FIT**
Built for coverage while maintaining mobility. Easy to tuck.

WAIST **MOLDED PE FOAM**

*LENGTH
EXTENSION* **HIDDEN ZIPPER WITH
1" LENGTH EXTENDER**

*THIGH
PROTECTION* **MOLDED PLASTIC WITH PE FOAM**

*HIP / GROIN
PROTECTION* **MOLDED PLASTIC WITH PE FOAM /
SEGMENTED PE FOAM**

SPINE **PE FOAM**

MATERIAL **400D NYLON WITH STRETCH ZONES**

BELT **INNER BELT SYSTEM**

COLORS **BLACK, NAVY**

SIZING SPEC **SMALL:**
WAIST:
22" - 24"
MEDIUM:
WAIST:
23" - 25"
LARGE:
WAIST:
24" - 27"



[HPGES2]

EXTREME FLEX SHIELD II

GOALIE PANT

SIZES **SR** S, M, L, XL

<i>FIT</i>	TAPERED FIT				Secure and responsive fit around the hips with overall flexible feel.
<i>WAIST</i>	MOLDED SEGMENTED HD / LD FOAM				
<i>LENGTH EXTENSION</i>	HIDDEN ZIPPER WITH 1" LENGTH EXTENDER				
<i>THIGH PROTECTION</i>	MOLDED HD FOAM WITH LIGHTWEIGHT EPE FOAM				
<i>HIP/GROIN PROTECTION</i>	MOLDED HD FOAM / SEGMENTED D30® FOAM				
<i>SPINE</i>	MOLDED HD FOAM				
<i>MATERIAL</i>	420D HIGH-ABRASION TEXTURED NYLON WITH STRETCH ZONES				
<i>BELT</i>	INNER BELT SYSTEM				
<i>COLORS</i>	BLACK, NAVY				
<i>SIZING SPEC</i>	SMALL: WAIST: 28" - 32"	MEDIUM: WAIST: 32" - 36"	LARGE: WAIST: 34" - 38"	XLARGE: WAIST: 38" - 42"	



[HPGEF2.9]

EXTREME FLEX SHIELD E2.9

GOALIE PANT

SIZES	SR	S, M, L, XL
	INT	S, M, L

Fit	Tapered Fit				Secure and responsive fit around the hips with overall flexible feel.				
Waist	Molded Segmented PE Foam								
Length Extension	SR: N / A INT: Hidden Zipper with 1" Length Extender								
Thigh Protection	Molded Plastic with PE Foam								
Hip/Groin Protection	Molded PE Foam / Segmented HD Foam								
Spine	Molded HD Foam								
Material	400D Nylon with Stretch Zones								
Belt	Inner Belt System								
Colors	Black, Navy								
Sizing Spec	SR	Small: Waist: 28" - 32"	Medium: Waist: 32" - 36"	Large: Waist: 34" - 38"	XLarge: Waist: 38" - 42"	INT	Small: Waist: 27" - 29"	Medium: Waist: 28" - 30"	Large: Waist: 29" - 31"



[HPGEF2.5]

EXTREME FLEX SHIELD E2.5

GOALIE PANT

SIZES	JR	S, M, L
	YT	OSFA

FIT	TAPERED FIT					Secure and responsive fit around the hips with overall flexible feel.	
WAIST	MOLDED SEGMENTED PE FOAM						
LENGTH EXTENSION	SR: N / A INT: HIDDEN ZIPPER WITH 1" LENGTH EXTENDER						
THIGH PROTECTION	MOLDED PLASTIC WITH PE FOAM						
HIP/GROIN PROTECTION	MOLDED PE FOAM / SEGMENTED HD FOAM						
SPINE	PE FOAM						
MATERIAL	400D NYLON WITH STRETCH ZONES						
BELT	SR: INNER BELT SYSTEM INT: N / A						
COLORS	JR: BLACK, NAVY / YT: BLACK						
SIZING SPEC	JR	SMALL: WAIST: 22" - 24"	MEDIUM: WAIST: 23" - 25"	LARGE: WAIST: 24 - 27"	YT	OSFA: WAIST: 20" - 22"	



AXIS GOALIE MASK



FACE EVERY PLAYER HEAD-ON WITH A MASK THAT IS AS READY AS YOU ARE. BUILT TO HELP ABSORB MULTIPLE TYPES OF IMPACT, THE COMPLETELY REDESIGNED AXIS GOALIE MASK DELIVERS PREMIUM COMFORT AND FIT. PRO-INSPIRED, AXIS IS BUILT TO PROTECT.

TECH 001

FLUID INSIDE

HELPS TO MANAGE ALL TYPES OF IMPACTS.



TECH 002

SIGMATEX® SHELL

LIGHTWEIGHT STRENGTH AND RESISTANCE.



TECH 003

D3O® SMART MATERIAL

SMART MATERIAL THAT DISSIPATES IMPACT ENERGY IN KEY AREAS.





Non-certified Cat-Eye*



Certified Cat-Eye*

[GFAXISNCC] NON-CERTIFIED CAT-EYE

[GFAXISCCE] CERTIFIED CAT-EYE

AXIS GOALIE MASK [NEW]

SIZING SPECS

SMALL: 20 1/8 - 22 1/8 / 53 - 57 CM

MEDIUM: 21 1/8 - 23 1/8 / 55 - 59 CM

LARGE: 22 1/8 - 24 / 57 - 61 CM

X-LARGE: 23 1/4 - 24 3/4 / 59 - 63 CM

HAT SIZE

SMALL: 6 3/8 - 7 1/8

MEDIUM: 6 7/8 - 7 1/8

LARGE: 7 1/8 - 7 3/8

X-LARGE: 7 3/8 - 7 7/8

TECHNOLOGIES SIGMATEX® / D30® / FLUID INSIDE / I.Q.SHION GEL

SHELL	PRO CARBON FIBER WITH SIGMATEX®	Built for lightweight strength and resilience in all impact areas.
LINER	FLUID INSIDE POD MATRIX	Helps manage all types of impacts.
	D30® SMART MATERIAL RATE SENSITIVE SMART	Material that helps to dissipate impact energy in key areas.
	I.Q.SHION GEL	Memory foam comfort liner with smooth contour edge.
CAGE COMPOSITION	STAINLESS STEEL WITH BUMPER PAINT PROTECTION	High impact protection with a rubber bumper to limit contact with paint upon impact.
CAGE	**STRAIGHT F LAT BAR	Provides maximum visibility. <small>Also available in Non-Certified Cat-Eye* Replacement Cage: Certified Cat-Eye</small>
CHIN CUP	TRIPLE DENSITY FOAM WITH D30®	Impact absorption and comfort.
SWEATBAND	MESH CONSTRUCTION	With additional Terry Cloth Fabric option included.
CERTIFICATIONS	CSA, HECC, CE	
COLORS	WHITE BLACK *BOOKING ONLY	



Certified Cat-Eye*

[GFA1.9CCE] [NEW]

AXIS A1.9 GOALIE MASK

SIZING SPECS

X-SMALL: 20 - 21 1/8 / 51 - 55 CM

SMALL: 20 7/8 - 22 1/8 / 53 - 58 CM

MEDIUM: 21 1/8 - 23 1/8 / 55 - 59 CM

LARGE: 22 1/8 - 24 / 57 - 61 CM

HAT SIZE

X-SMALL: 6 3/8 - 6 7/8

SMALL: 6 7/8 - 7 1/8

MEDIUM: 6 7/8 - 7 1/8

LARGE: 7 1/8 - 7 3/8

TECHNOLOGIES D30® / I.Q.SHION


SHELL	FIBERGLASS WITH CARBON FIBER REINFORCEMENTS	Enhanced impact protection in the chin and forehead for additional strength.
LINER	D30® SMART MATERIAL RATE SENSITIVE SMART	Material that helps to dissipates impact energy in key areas.
	I.Q.SHION GEL	Memory foam comfort liner with smooth contour edge.
CAGE COMPOSITION	STAINLESS STEEL	High impact protection.
CAGE	**STRAIGHT FLAT BAR	Provides maximum visibility. <small>Also available in Non-Certified Cat-Eye* Replacement Cage: Certified Cat-Eye</small>
CHIN CUP	TRIPLE DENSITY FOAM WITH D30®	Impact absorption and comfort.
SWEATBAND	MESH CONSTRUCTION	
CERTIFICATIONS	CSA, HECC, CE	
COLORS	WHITE BLACK *BOOKING ONLY	



WHITE



BLACK - BOOKING ONLY



[GFA1.5CCE] [NEW]
AXIS A1.5
GOALIE MASK

SIZING SPECS	HAT SIZE
YT: 19 1/4 - 22 1/8 / 49 - 54 CM	YT: 6 1/8 - 6 3/4
JR: 20 1/8 - 22 1/8 / 53 - 58 CM	JR: 6 3/8 - 7 1/4
SR: 22 - 23 3/8 / 56 - 60 CM	SR: 7 - 7 1/2

SHELL	POLYCARBONATE	Shaped for puck deflection in key impact zones.
LINER	MULTI-LAYERED VN FOAM	Built for protection and comfort.
CAGE COMPOSITION	CARBON STEEL	Impact protection.
CAGE	**STRAIGHT ROUND BAR	Provides maximum visibility. Replacement Cage: SR & JR only - Certified Cat-Eye
CHIN CUP	ADJUSTABLE FOAM CHIN CUP	Designed for comfort.
SWEATBAND	TERRY CLOTH FABRIC	
CERTIFICATIONS	CSA, HECC, CE	
COLORS	WHITE, BLACK	
GRAPHIC	BOOKING ONLY [GFA1.5DEC] WHITE / BLACK, WHITE / ROYAL, WHITE / RED	

NON-CERTIFIED

[GFMSTLNCCE]
PRO CAT-EYE
GOALIE CAGE

SIZES SR S, M/L, XL

SMALL CAGE FITS GFAXIS S GFA1.9 XS AND S GFA1.5 JR	M/L CAGE FITS GFAXIS M AND L GFA1.9 M AND L GFA1.5 SR	XL CAGE FITS GFAXIS XL
CONSTRUCTION	STAINLESS STEEL WITH BUMPER PAINT PROTECTION	
CAGE	*NON-CERTIFIED CAT-EYE	
COLORS	WHITE, CHROME	


CERTIFIED

[GFMSTLCCE]
PRO CAT-EYE
GOALIE CAGE

SIZES SR S, M/L, XL

SMALL CAGE FITS GFAXIS SMALL GFA1.9 SMALL GFA1.5 JR	M/L CAGE FITS GFAXIS M AND L GFA1.9 M AND L GFA1.5 SR	XL CAGE FITS GFAXIS XL
CONSTRUCTION	STAINLESS STEEL WITH BUMPER PAINT PROTECTION	
CAGE	CERTIFIED CAT-EYE	
COLORS	WHITE, CHROME	

**Products carrying a Non-Certified designation do not meet the certification requirements of CSA and HECC. Not for sale in Canada.



[ACMKITBGE] BEIGE

[ACMKITBLK] BLACK

ACCESSORY KIT

INCLUDES STRAPS AND SNAPS FOR GOALIE MASK

SNAP & ELASTIC BAND

Adjustable goalie mask snap with elastic band for all CCM goalie mask models.

STRAPS

Adjustable goalie mask strap for all CCM goalie mask models.



[EBGOALMASK] **[NEW]**

GOALIE MASK BAG



[ACSWBAND] **[NEW]**

GOALIE SWEATBAND

SIZES Thick

PACKS 2 units/kit

Fast-Drying mesh construction goalie mask sweatbands for all CCM goalie mask models.



[TGCCM]

GOALIE LEXAN THROAT GUARD

SIZES SR OSFA

Pro design Lexan throat guard improves freedom of movement. Clear material with Anti-Fog allows greater visibility.



[ACCHINCUP] **[NEW]**

CHIN CUP

SIZES SR OSFA

Adjustable chin cup for all CCM goalie mask models.



BLACK

[EBGPROWH]

PRO CORE GOALIE BAG

SIZES	44" L X 24" H X 24" W (VOLUME: 25,344 INCH³)
	40" L X 20" H X 20" W (VOLUME: 16,800 INCH³)

MATERIALS	1680D polyester with heavy-duty tarpaulin.
WHEELS	3 all-terrain wheels.
COMPARTMENTS	U-shape opening.
HANDLES	Multiple reinforced grab handles.
ACCESSORIES	Small side pocket inside / Player ID pocket.
COLORS	Black



BLACK



NAVY



RED

[EBGPROCORE]

PRO CORE GOALIE BAG

SIZES	42" L X 20" H X 20" W (VOLUME: 16,800 INCH³)
-------	---

MATERIALS	Pro-quality 600D polyester construction.
COMPARTMENTS	2 large accessory pockets inside.
EXTERIOR	One removable side panel so you can proudly display your team logo.
HANDLES	Reinforced webbed carrying handles at each end.
ACCESSORIES	Player ID pocket.
COLORS	Black / White, Navy / White, Red / White



[GJPRO]

GOALIE JOCK PRO

SIZES	SR	30"-38"
-------	----	---------

FEATURES	MOLDED DOUBLE CUP PROTECTION
	SOFT COMFORT PADDING
	FOAM PROTECTION AROUND THE WAIST
	ADJUSTABLE WAIST



[GJ1.9]

GOALIE JOCK 1.9

SIZES	SR	30" - 38"
	INT	26" - 30"
	JR	22" - 26"

FEATURES	MOLDED SINGLE CUP PROTECTION
	SOFT COMFORT PADDING
	FOAM PROTECTION AROUND THE WAIST
	ADJUSTABLE WAIST



[GJILLPRO]

GOALIE JILL PRO

SIZES	WOMEN	28" - 34"
	GIRLS	22" - 26"

FEATURES	MOLDED PELVIC PROTECTION
	SOFT COMFORT PADDING
	FOAM PROTECTION AROUND THE WAIST
	ADJUSTABLE WAIST



[TCGPRO] **[NEW]**
BNQ SHIRT STYLE
THROAT COLLAR

SIZES	SR	L/XL - 34CM - 43CM
	JR	S/M - 26CM - 35CM

FEATURES	MESH SHIRT MADE WITH BALLISTIC NYLON FOR MAXIMUM DURABILITY AND ABRASION RESISTANCE.
	SOFT, COMFORTABLE NECK COVERAGE
	MAXIMUM STERNUM AND CLAVICLE PROTECTION
	CE- AND BNQ-CERTIFIED PROTECTION



[TCG900] **[NEW]**
BNQ
THROAT COLLAR

SIZES	SR	M/L/XL - 30CM - 43CM
	JR	S/M - 26CM - 35CM

FEATURES	SEGMENTED PROTECTION
	SOFT, COMFORTABLE NECK COVERAGE
	CE- AND BNQ-CERTIFIED PROTECTION



[KPPROII]
PRO GOALIE
KNEE PROTECTOR

SIZES	SR
-------	----

FEATURES	INJECTION-MOLDED KNEE PROTECTION
	ARTICULATING HINGE THIGH AND KNEE DESIGN
	ELASTIC GRIP PREVENTS SLIPPING
	FITS WITH KPBELT



[KP1.9]
KP1.9
KNEE PROTECTOR

SIZES	SR
	INT

FEATURES	ROUND PE MOLDED KNEE PROTECTION
	DEEP KNEE SUPPORT
	ELASTIC GRIP TO PREVENT SLIPPING
	FITS WITH KPBELT



[KP1.5]
KP1.5
KNEE PROTECTOR

SIZES	SR
	JR
	YT

FEATURES	SQUARE FOAM KNEE PROTECTION
	DEEP KNEE SUPPORT
	ELASTIC GRIP TO PREVENT SLIPPING
	FITS WITH KPBELT



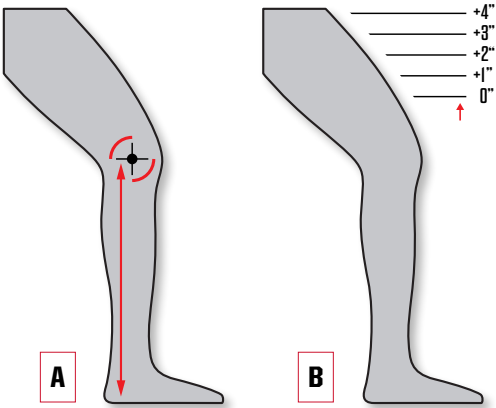
[KPBELT]
GOALIE KNEE
PROTECTOR
WAISTBAND

SIZES	SR	WAIST: 32" - 42"
	JR	WAIST: 22" - 28"

FEATURES	2.5 HEAVY-DUTY STRETCH WITH ADJUSTABLE VELCRO WAISTBAND
	EXTRA DURABLE 1.25" THIGH STRAPS WITH ADJUSTABLE BUCKLES

GOALIE LEG PAD

- 1- Measure the distance from the floor (bare foot) to the middle of the knee cap, straight up, knee slightly bent.
- 2- Take the height of the goalie.
- 3- Look at the chart and try size accordingly.
- 4- Thigh rise sizing are based off goalie's personal preference.



GOALIE'S HEIGHT (FT)		3'10"	4'0"	4'2"	4'4"	4'8"	4'10"	5'0"	5'2"	5'4"	5'6"	5'7"	5'8"	5'9"	5'10"	5'11"	6'0"	6'1"	6'2"	6'3"	6'4"	6'5"	6'6"	6'7"
GOALIE'S HEIGHT (M)		1m17	1m22	1m27	1m32	1m42	1m47	1m52	1m57	1m63	1m68	1m70	1m73	1m75	1m78	1m80	1m83	1m85	1m88	1m91	1m93	1m96	1m98	2m00
A	FLOOR TO KNEE MEASUREMENT (IN)	13" 8"	13" 13.5"	13.5" 14"	14" 14.5"	15" 15.5"	15.5" 16"	16" 16.5"	16.5" 17"	17" 17.5"	17.5" 18"	18" 18.5"	18.5" 19"	19" 19.5"	19.5" 20"	20" 20.5"	20.5" 21"	21" 21.5"	21.5" 22"	22" 22.5"	22.5" 23"	23" 23.5"	23.5" 24"	24" 24.5"
	FLOOR TO KNEE MEASUREMENT (CM)	33.0 8"	33.0 34.3	34.3 35.6	35.6 36.8	38.1 39.4	39.4 40.6	40.6 41.9	41.9 43.2	43.2 44.5	44.5 45.7	45.7 47	47 48.3	48.3 49.5	49.5 50.8	50.8 52.1	52.1 53.3	53.3 54.6	54.6 55.9	55.9 57.2	57.2 58.4	58.4 59.7	59.7 61	61 62.2
PAD SIZE (IN)		20"	21"	22"	23"	24"	26"	28"	29"	30"	31"	31"	32"	32"	33"	33"	34"	34"	35"	35"	36"	36"	37"	37"
B	THIGH RISE MEASUREMENT ABOVE THE KNEE CAP (+IN)											0"	9.5"	9.5"	10"	10"	10.5"	10.5"	11"	11"	11.5"	11.5"	12"	12"
												+0.5"	10"	10"	10.5"	10.5"	11"	11"	11.5"	11.5"	12"	12"	12.5"	12.5"
												+1.0"	10.5"	10.5"	11"	11"	11.5"	11.5"	12"	12"	12.5"	12.5"	13"	13"
												+1.5"	11"	11"	11.5"	11.5"	12"	12"	12.5"	12.5"	13"	13"	13.5"	13.5"
												+2.0"	11.5"	11.5"	12"	12"	12.5"	12.5"	13"	13"	13.5"	13.5"	14"	14"
												+2.5"	12"	12"	12.5"	12.5"	13"	13"	13.5"	13.5"	14"	14"	14.5"	14.5"
												+3.0"	12.5"	12.5"	13"	13"	13.5"	13.5"	14"	14"	14.5"	14.5"	15"	15"
												+3.5"	13"	13"	13.5"	13.5"	14"	14"	14.5"	14.5"	15"	15"	15.5"	15.5"
											+4.0"	13.5"	13.5"	14"	14"	14.5"	14.5"	15"	15"	15.5"	15.5"	16"	16"	

GOALIE CATCHER

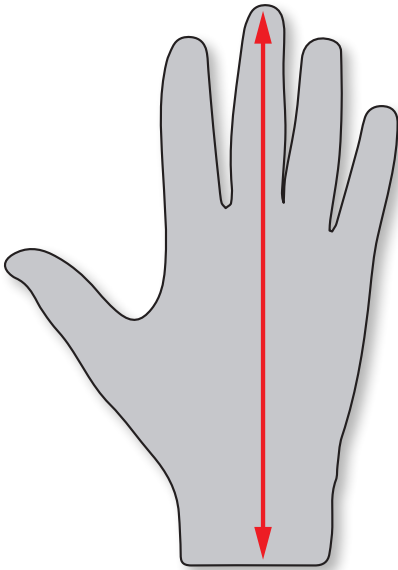
Measure the distance from the middle finger tip to the bottom of your palm.

	SENIOR		INTERMEDIATE	JUNIOR	YOUTH
HAND SIZE (IN)	7 - 8.5"		6 - 7"	5.5 - 6.5"	4.5 - 5.5"
HAND SIZE (CM)	18 - 21.5		15 - 18	14 - 16.5	11.5 - 14
HAND SIZE (IN)	7.5 - 8"	7 - 7.5"			
HAND SIZE (CM)	19 - 20.5	18 - 19			
	REG	INT			

GOALIE BLOCKER

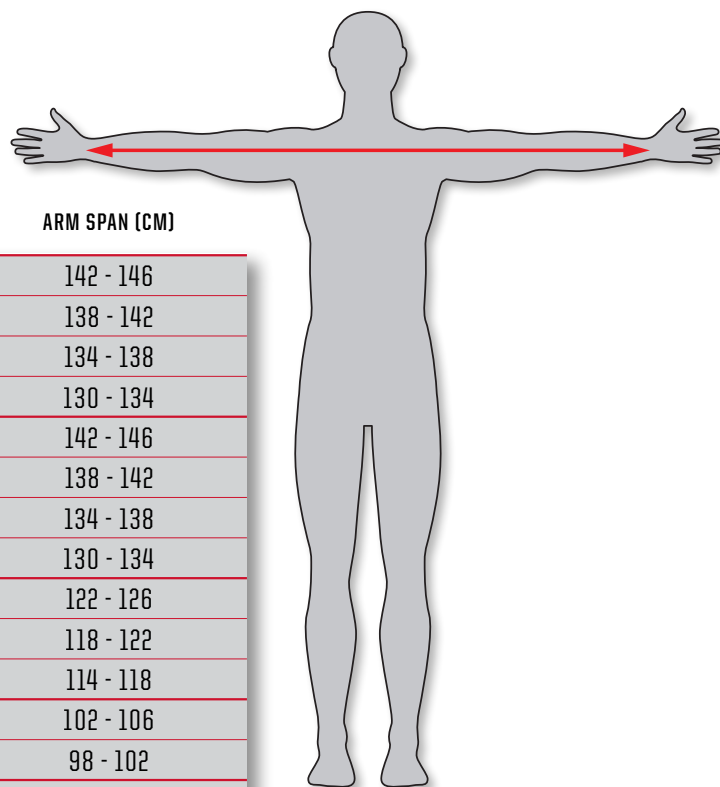
Measure the distance from the middle finger tip to the bottom of your palm.

	SENIOR			INTERMEDIATE	JUNIOR	YOUTH
HAND SIZE (IN)	7 - 8.5"			6 - 7"	5.5 - 6.5"	4.5 - 5.5"
HAND SIZE (CM)	18 - 21.5			15 - 18	14 - 16.5	11.5 - 14
HAND SIZE (IN)	8 - 8.5"	7.5 - 8"	7 - 7.5"			
HAND SIZE (CM)	20.5 - 21.5	19 - 20.5	18 - 19			
	XL	REG	INT			



GOALIE ARM & BODY

Measure the distance from wrist to wrist.

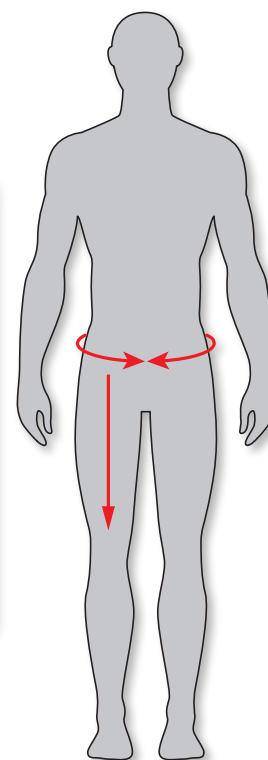


		ARM SPAN (IN)	ARM SPAN (CM)
PRO	XLARGE	56 - 57.5"	142 - 146
	LARGE	54.5 - 56"	138 - 142
	MEDIUM	53 - 54.5"	134 - 138
	SMALL	51.5 - 53"	130 - 134
SENIOR	XL	56 - 57.5"	142 - 146
	L	54.5 - 56"	138 - 142
	M	53 - 54.5"	134 - 138
	S	51.5 - 53"	130 - 134
INTERMEDIATE	L	48.5 - 50"	122 - 126
	M	47 - 48.5"	118 - 122
	S	45.5 - 47"	114 - 118
JUNIOR	L/XL	40.5 - 42"	102 - 106
	S/M	39 - 40.5"	98 - 102
YOUTH	OSFA	37.5"	95.25
	L/XL	37.5"	95.25
	S/M	36"	91.44

GOALIE PANT

Measure the waist circumference along with the distance from your waist to the knee

	SIZE	WAIST (IN)	WAIST (CM)	HIP TO KNEE (IN)	HIP TO KNEE (CM)
SENIOR	XLARGE	38 - 42"	97 - 107	16.5 - 17.5"	42 - 44
	LARGE	34 - 38"	86 - 97	16 - 17"	40 - 43
	MEDIUM	32 - 36"	81 - 92	15.5 - 16.5"	39 - 41
	SMALL	28 - 32"	71 - 81	15 - 16"	38 - 40
INTERMEDIATE	L	29 - 31"	74 - 79	15 - 16"	38 - 40
	M	28 - 30"	71 - 76	14.5 - 15.5"	37 - 39
	S	27 - 29"	69 - 74	14 - 15"	36 - 38
JUNIOR	OSFA	24 - 27"	61 - 69	14 - 15"	36 - 38
	L/XL	23 - 25"	59 - 64	13.5 - 14.5"	35 - 37
	S/M	22 - 24"	56 - 61	13 - 14"	34 - 36
YOUTH	OSFA	20 - 22"	51 - 56	13"	34





12
BLACK



T9
NAVY



05
RED

[FZHOOD]
**LOCKER ROOM
FULL ZIP HOOD**

SIZES SR XS - XXL
JR 120 - 160cl



<i>BODY</i>	Side zipper pockets, lined hood with bungee adjustments (SR only). Elastic binding at the body and sleeve openings.	<i>CONTENT</i>	96% Polyester / 4% Spandex Stretch tech fleece with moisture wicking
<i>LOGO</i>	Strategically positioned CCM heat transfer Provides maximum embellishment zone.		



12
BLACK



T9
NAVY



05
RED

[LRZIP]
**LOCKER ROOM
1/4 ZIP**

SIZES SR XS - XXL
JR 120 - 160cl



<i>BODY</i>	Tactical DRY. YKK vision zipper at CF. Elastic binding at body and sleeve hem.	<i>CONTENT</i>	96% polyester 4% spandex tech fleece w/ moisture wicking
<i>LOGO</i>	CCM heat transfer		



12
BLACK



T9
NAVY



05
RED

[LRTOP]
**LOCKER ROOM
TOP**

SIZES SR XS - XXL
JR 120 - 160cl



<i>BODY</i>	Tactical DRY. Elastic binding at body and sleeve hem.	<i>CONTENT</i>	96% polyester 4% spandex tech fleece w/ moisture wicking
<i>LOGO</i>	CCM screen print		



12
BLACK



05
RED

[LRPANT]
**LOCKER ROOM
PANT**

SIZES SR XS - XXL
JR 120 - 160cl



<i>BODY</i>	Tactical DRY. Adjustable waistband with drawcord. Side pockets. CCM jacquard elastic at inner waistband. Elastic binding at hem opening.	<i>CONTENT</i>	96% polyester 4% spandex tech fleece w/ moisture wicking
<i>LOGO</i>	CCM heat transfer		



[J7379]
**ANORAK
JACKET**

SIZES SR XS - XXL
JR 120 - 160cl



BODY/
INSIDE

Light weight stretch woven fabric with printed film, ¼ zip center front and adjustable hood. Front kangaroo pocket with zippers with reflective tape, fleece inserts at underarm and back for added comfort and mobility. Laser cut holes at the underarm for better breathability, bungee adjustable body hem and elastic cuff at the sleeve openings.

Jersey fabric on the inside collar.

LOGO

Strategically positioned CCM embroideries. Provides full front and back embellishment zones.

CONTENT

100% polyester, 155 gsm
Repels water and prevents static cling.



[J3391]
**SHELL
JACKET**

SIZES SR XS - XXL
JR 120 - 160cl



BODY/
INSIDE

Light weight stretch woven fabric with printed film, full zip center front with side pockets with zippers with reflective tape, fleece inserts at underarm and back for added comfort and mobility. Laser cut holes at the underarm for better breathability. Elastic cuff at the sleeve openings. Jersey fabric on the inside collar

LOGO

Strategically positioned CCM embroideries. Provides full front and back embellishment zones.

CONTENT

100% polyester, 155gm. Repels water and prevents static cling.



[PN7494]
**SHELL
PANT**

SIZES SR XS - XXL
JR 120 - 160cl



BODY/
INSIDE

Light weight stretch woven fabric with printed film, full upper back with tech fleece for greater breathability and added comfort. Side zipper pockets, adjustable waistband with drawcords, reflective tape on the back knees, laser cut holes at knee for added breathability. Adjustable leg opening with bungee. Ref. to the sizing chart for inseam length.

Exposed CCM jacquard elastic waistband.

LOGO

Strategically positioned CCM embroidery.

CONTENT

100% polyester, 155 gsm.
Repels water and prevents static cling.



[P5597]
**TEAM
POLO**

SIZES SR XS - XXL



BODY/
INSIDE

Straight set in sleeves, Rib knit collar and cuff, Trim fit, 2 bottoms placket.

LOGO

Strategically positioned CCM heat transfer front logo. Provides left front and back embellishment zones.

CONTENT

52% cotton, 48% polyester.
140gsm with moisture wicking.



12
BLACK



T9
NAVY



05
RED

[J4786]
**HD SUIT
JACKET**

SIZES SR XS - XXL
JR 120 - 160cl



BODY	3M Thinsulate Insulation. Elastic waist with bungee cord. Side pockets with reflective tape. YKK zippers on side pockets and closing zipper. Inside pocket and opening for ventilation in the back.	LOGO	Flat embroidery
INSIDE	3M Thinsulate 60g-140g.	CONTENT	100% polyester



12
BLACK



T9
NAVY

[PN4787]
**HD SUIT
PANT**

SIZES SR XS - XXL
JR 120 - 160cl



BODY	Tactical DEGREE. Adjustable waistband with drawcord. YKK zipper.	LOGO	Flat embroidery
INSIDE	Fellex 80g.	CONTENT	100% polyester, 130gsm



12
BLACK



4B
DARK
HEATHER
GREY



BOOKING ONLY
05
RED



BOOKING ONLY
64
COLLEGIATE
ROYAL



BOOKING ONLY
T9
NAVY

[F4788]
**FULL ZIP CVC
HOODY SR**

SIZES SR S - XXL
JR S - XL

BODY	Kangaroo style pocket, full zip	CONTENT	50% Polyester / 50% Cotton - 305g - Rib 280g, Ultimate comfort.
LOGO	CCM screenprint logo		



12
BLACK



T9
NAVY

[PN7534]
**TEAM SWEAT
PANT**

SIZES SR XS - XXL
JR 120 - 160cl

BODY	Relaxed.	CONTENT	50% Cotton, 50% Polyester, 305 gsm
LOGO	Embroidery		



12
BLACK

[WINTJ]
**WINTER
JACKET**

SIZES SR XS - XXL
JR 120 - 160cm



BODY/
INSIDE

Zipper pockets with reflective tape, adjustable body hem with bungee. Adjustable sleeve opening with velcro, thick rib knit cuffs. Detachable hood with zipper, adjustable hood opening with bungee (SR only).
150gsm insulation, microfleece inside collar. An interior zipper for greater post embellishment access and inner drop-in pocket with velcro closure.

LOGO Strategically positioned CCM embroideries Provides full front and back embellishment zones.
CONTENT 100% polyester, 130gsm (Black, True Navy) & 150gsm (Dark Grey Heather)



12
BLACK

[WINTP]
**WINTER
PARKA**

SIZES SR XS - XXL



BODY/
INSIDE

Tactical DEGREE. Adjustable, elasticized waist drawcord. Adjustable hood opening with bungee. Heavy duty center front YKK 2-way zipper. Hand warmer pockets at chest.
Fellax 340g body, 150g slv and hood.

LOGO Flat embroidery.
CONTENT 100% polyester, 130gsm



12
BLACK

[J4789]
**BOMBER
JACKET**

SIZES SR XS - XXL



BODY/
INSIDE

3M Thinsulate Insulation. Ribbed cuffs at waist, arms and neck. Inside pocket. YKK zipper on side pockets and closing zipper.
3M Thinsulate 60g-140g

LOGO Flat embroidery
CONTENT 100% polyester



[TTEE]
**TRAINING
TEE**

SIZES SR XS - XXL

JR 120 - 160cl



BODY	Tactical DRY	CONTENT	56% Cotton, 40% Polyester, 4% Spandex, 165gsm, Moistire wicking
LOGO	Heat transfer		



[S5653]
**TRAINING
SHORT**

SIZES SR S - XXL

JR 120 - 160cl



BODY	Exposed CCM jacquard elastic adjustable waistband with drawcord, open side pockets. 10" inseam length.	LOGO	Strategically positioned CCM heat transfer.
		CONTENT	93% Polyester / 7% Spandex jersey with moisture wicking - 210 gsm.



[DRYLANDKIT]
**DRYLAND
KIT**

SIZES SR S - XXL

JR 120 - 160cl



BODY	Short sleeve shirt, shorts, socks are Tactical Dry moisture management. straight set in sleeves, round neck, treatment	LOGO	Screen print
BAG	Gym bag with header card	CONTENT	Tee: 89%poly/ 11%spdx, 175gsm. Short: 50%poly/ 38%cttn/ 12%rayon, 180gsm. Socks: 80%cttn/ 20%nylon. Bag: 100% PU



[UNDERWEAR]
**ONE PIECE
UNDERWEAR**

SIZES SR S - XXL

JR 120 - 170

BODY	One-piece integrated design, straight set in sleeves, center front zipper, round neck	CONTENT	65% Cotton / 35% Polyester - 190g
LOGO	CCM Screen print		



[SS3756]
**SHOWER
SANDAL**

SIZES EUR 36 - 46

BODY	This sandal offers a quick drying ease with a foot bed designed for extra comfort. Eva Lightweight cushioning shower sandal is great for the locker room.	CONTENT	100% Polyester
LOGO	Printed CCM Logo		



12
BLACK



T9
NAVY



05
RED

[C3723]

TEAM ADJUSTABLE CAP

SIZES SR OSFA
JR OSFA

LOGO Big logo on front.

COLORS Black, Navy, Red



12
BLACK



T9
NAVY



05
RED

[C3722]

TEAM FLEXFIT CAP

SIZES SR S/M, L/XL

LOGO Big logo on front.

COLORS Black, Navy, Red



12
BLACK



T9
NAVY



05
RED

[C4790]

TEAM KNIT BEANIE

SIZES SR OSFA

BODY Ribbed knit beanie.

CONTENT 100% Acrylic

LOGO 3D white embroidered CCM logo on the front.



12
BLACK

[C4822]

TEAM FLEECE POM KNIT

SIZES SR OSFA

BODY Cuffed knit with a soft polar fleece lining and whitejacquard stripes. Chunky multi-color pom and ribbed cuff.

CONTENT 100% Acrylic

LOGO Patch logo



[T7926 / YT T7926] *BOOKING ONLY

PREMIUM TECH TEE

SIZES SR S - 2XL
YT S - XL



BODY Set-in sleeves with mesh inserts at shoulders and flatlock seams.

CONTENT 84% polyester / 16% spandex (190g). Moisture wicking.

LOGO CCM reflective rubber print logo + Printed CCM logo on back neck.

OTHER Heather Black (46), Heather Navy (5C), Dark Grey Heather (48)



[S7977 / YT S7977] *BOOKING ONLY

TEAM WOVEN SHORT

SIZES SR S - 2XL
YT S - XL



BODY / INSIDE Lightweight and quick-drying, the Team Woven Short was made for training and everyday wear. Designed with moisture-wicking technology and mesh side panels to keep you dry, this must-have also flaunts an exposed CCM jacquard elastic at the back. Bonus features include an adjustable waistband with drawcord and zipped side pockets. 9" inseam length.

LOGO CCM 3D silicone print logo.

CONTENT 100% polyester woven fabric.

COLORS Black (12), True Navy (T9), Charcoal (19)

LIFESTYLE



[T4835] [NEW]

ICON LEGEND S/S TEE

SIZES SR S - 2XL

*** BOOKING ONLY

BODY Modern silhouette cotton t-shirt.

CONTENT 100% cotton

LOGO Bold screen-printed CCM Legend logo.

COLORS Black (12), White (01), Athletic Grey (U6)



[T4845] [NEW]

OFF-SEASON POCKET TRI-BLEND TEE

SIZES SR S - 2XL

*** BOOKING ONLY

LOGO Printed CCM Off-Season logo on pocket.

CONTENT 50% polyester / 37% cotton / 13% rayon

COLORS Iceberg (124), Sodalite (123), Sunblush (122)



U6
ATHLETIC
GREY



140
DARK
LICHEN



141
FRENCH
NAVY

[T4852] **[NEW]**

CCM CLASSIC S/S TRI-BLEND TEE

SIZES SR S - 2XL

*** BOOKING ONLY

LOGO Distressed soft hand-screen-printed CCM Vintage logo.

CONTENT 50% polyester / 37% cotton / 13% rayon

COLORS Athletic Grey (U6), Dark Lichen (140), French Navy (141)



125
CARNELIAN
RED



127
NIGHTFALL



U6
ATHLETIC
GREY

[T4753] **[NEW]**

HERITAGE BOTTLE CAP CHICAGO FABRIC TEE

SIZES SR S - 2XL

*** BOOKING ONLY

BODY Super-soft, super-relaxed tee.

CONTENT 50% polyester / 50% rayon (Chicago Fabric)

LOGO Distressed screen-printed
CCM Heritage bottle cap logo.

COLORS Athletic Grey (U6), Nightfall (127) Carnelian Red (125)



132
MARINE



127
NIGHTFALL



128
ACAI

[T4847] **[NEW]**

PLAYING CARD TRI-BLEND TEE

SIZES SR S - 2XL

*** BOOKING ONLY

LOGO Screen-printed CCM Playing Card logo.

CONTENT 50% polyester / 37% cotton / 13% rayon

COLORS Acai (128), Marine (132), Nightfall (127)



134
POISON
IVY



116
STRETCH
LIMO



118
BOSSA
NOVA



01
WHITE

[T4810] **[NEW]**

NOSTALGIA TACKS LOGO CHICAGO FABRIC TEE

*** BOOKING ONLY

SIZES SR S - 2XL

BODY Super-soft and relaxed tee.

CONTENT 50% polyester / 50% rayon (Chicago Fabric)

LOGO Screen-printed Tacks logo.

COLORS White (01), Bossa Nova (118), Stretch Limo (116),
Poison Ivy (134)



116
STRETCH
LIMO



134
POISON
IVY



118
BOSSA
NOVA



01
WHITE

[F4811] [NEW]
**NOSTALGIA TACKS LOGO
FLEECE HOOD**

SIZES SR S - 2XL
*** BOOKING ONLY

BODY	Kick it old-school cool in this pullover fleece hoodie featuring a jersey-lined hood with drawcord, plus ribbed cuffs and waistband.	CONTENT	Solid color 70% cotton / 30% polyester
LOGO	Screen-printed Retro CCM Tacks logo.	COLORS	White (01), Bossa Nova (118), Stretch Limo (116), Poison Ivy (134)



127
NIGHTFALL



125
CARNELIAN
RED



U6
ATHLETIC
GREY

[F4750] [NEW]
**HERITAGE LOGO
FULL ZIP FLEECE HOOD**

SIZES SR S - 2XL
*** BOOKING ONLY

BODY	The classic full zip hoodie never goes out of style. Built for comfort, this fleece staple features ribbed cuffs and waistband, plus a jersey-lined hood with drawcord (SR only). The contrast zipper color and woven logo label on the sleeve add a pop of color that gets you noticed.	LOGO	Patch appliqué CCM Heritage bottle cap logo.
		CONTENT	70% cotton / 30% polyester
		COLORS	Athletic Grey (U6), Nightfall (127), Carnelian Red (125)



127
NIGHTFALL



125
CARNELIAN
RED



U6
ATHLETIC
GREY

[F4758] [NEW]
**HERITAGE LOGO
FLEECE HOODIE**

SIZES SR S - 2XL
*** BOOKING ONLY

BODY	Hanging out at the arena just got lit. Stay warm in this pullover fleece hoodie built with a jersey-lined hood with drawcord, plus ribbed cuffs and waistband.	LOGO	Screen-printed CCM logo at center front + CCM taping on the sleeves.
		CONTENT	Solid color 70% cotton / 30% polyester
		COLORS	Athletic Grey (U6), Nightfall (127), Carnelian Red (125)



U6
ATHLETIC
GREY



140
DARK
LICHEN



141
FRENCH
NAVY

[F3819] [NEW]
**CLASSIC
FLEECE HOOD**

SIZES SR S - 2XL
*** BOOKING ONLY

BODY	Welcome to the ultimate weekend warrior hoodie. This cozy pullover is equipped with a jersey-lined hood with drawcord, plus ribbed cuffs and ribbed waistband.	CONTENT	Solid color 70% cotton / 30% polyester
LOGO	Screen-printed CCM logo at center front.	COLORS	Athletic Grey (U6), Dark Lichen (140), French Navy (141)



[C4841] **[NEW]** SIZES SR OSFA
**ICON FLAT BRIM
SNAPBACK CAP**
*** BOOKING ONLY

BODY	Textured flat brim snapback cap.
LOGO	Embroidered CCM logo.
CONTENT	100% polyester
OTHER	MOQ 6 units (same sizes / color)
COLORS	Black (12), Athletic Grey (U6)



[C4843] **[NEW]** SIZES SR OSFA
**ICON STRUCTURED MESH
BACK TRUCKER CAP**
*** BOOKING ONLY

BODY	Structured mid-crown trucker cap with adjustable mesh back.
LOGO	Embroidered CCM logo.
CONTENT	100% polyester
OTHER	MOQ 6 units (same sizes / color)
COLORS	Black (12), Athletic Grey (U6)



[C4855] **[NEW]** SIZES SR OSFA
**VINTAGE MESH BACK
TRUCKER CAP**
*** BOOKING ONLY

BODY	Structured mid-crown trucker cap with adjustable mesh back.
LOGO	Embroidered CCM logo.
CONTENT	100% polyester
OTHER	MOQ 6 units (same sizes / color)
COLORS	Black (12), Dark Lichen (140), Furnace (139)



[C4756] **[NEW]** SIZES SR OSFA
**HERITAGE BOTTLE CAP
SNAPBACK CAP**
*** BOOKING ONLY

BODY	Textured flat brim snapback cap.
LOGO	Patch appliqué CCM Heritage bottle cap logo.
CONTENT	100% polyester
OTHER	MOQ 6 units (same sizes / color)
COLORS	Athletic Grey (U6), Nightfall (127), Carnelian Red (125)



[C4757] **[NEW]** SIZES SR OSFA
**HERITAGE WINGS
MESH BACK TRUCKER CAP**
*** BOOKING ONLY

BODY	Structured mid-crown trucker with adjustable mesh back.
LOGO	Embroidered CCM Heritage Wings logo.
CONTENT	100% polyester
OTHER	MOQ 6 units (same sizes / color)
COLORS	Black (12), Nightfall (127), Athletic Grey (U6)



[C4816] **[NEW]** SIZES SR OSFA
**HERITAGE BOTTLE CAP
POM KNIT**
*** BOOKING ONLY

BODY	Cuffed knit with striping, a soft polar fleece lining and topped with a chunky multi-color pom.
LOGO	Patch appliqué CCM logo and jacquard knit.
CONTENT	100% acrylic
OTHER	MOQ 6 units (same sizes / color)
COLORS	Athletic Grey (U6), Nightfall (127), Carnelian Red (125)



[C4857] **[NEW]** SIZES SR OSFA
**VINTAGE SKATES
LOGO POM KNIT**
*** BOOKING ONLY

BODY	Ribbed knit beanie.
LOGO	Woven appliqué CCM Retro Logo.
CONTENT	100% acrylic
OTHER	MOQ 6 units (same sizes / color)
COLORS	Black (12), Athletic Grey (U6), French Navy (141), Dark Lichen (140)



[C4858] **[NEW]** SIZES SR OSFA
**VINTAGE SKATES LOGO
POM KNIT**
*** BOOKING ONLY

BODY	Cuffed knit with striping, a soft polar fleece lining and topped with a chunky single-color pom.
LOGO	Direct embroidery.
CONTENT	100% acrylic
OTHER	MOQ 6 units (same sizes / color)
COLORS	Chooccy (143), Olive (138), French Navy (141), Dark Lichen (140)



[C4763] **[NEW]** SIZES SR OSFA
**CCM RETRO ADS
CUFFED KNIT BEANIE**
*** BOOKING ONLY

BODY	Cuffed knit with soft polar fleece lining for extra warmth and comfort.
LOGO	Direct embroidery with woven CCM Tab logo.
CONTENT	100% acrylic
OTHER	MOQ 6 units (same sizes / color)
COLORS	Athletic Grey (U6), Stretch Limo (116), Bossa Nova (118)



[NGSHIRT] [NEW]

NECKGUARD LONG SLEEVE
COMPRESSION TOP

SIZES SR S - XXL

JR S - XL

BODY	Moisture wicking. Anti-odor and bacteria. EU certified. Athletic fit. Cut fabric neck and collarbone.	CONTENT	85% Polyester, 15% Spandex
------	---	---------	----------------------------



[PERFCOMPLS]

PERFORMANCE LONG SLEEVE
COMPRESSION TOP

SIZES SR S - XXL

JR S - XL

BODY	Odor resistant. Moisture wicking. Breathable mesh	CONTENT	85% Polyester, 15% Spandex
FIT	4-way stretch		



[CSSTEE]

COMPRESSION SHORT
SLEEVE TOP

SIZES SR S - XXL

JR S - XL

BODY	Dry and cool with breathable mesh. Odor resistant	CONTENT	85% Polyester, 15% Spandex
FIT	Anatomical fit		



[CLS6RIP]
**COMPRESSION LONG SLEEVE TOP
WITH GEL APPLICATION**

SIZES SR S - XXL

JR S - XL

BODY Dry and cool with breathable mesh.
Odor resistant

CONTENT 85% Polyester, 15% Spandex

FIT Anatomical fit



[CLS360]
**PRO 360 COMPRESSION
LONG SLEEVE TOP**

SIZES SR S - XXL

JR S - XL

BODY BASE360 Cut compression zones

CONTENT 85% Polyester, 15% Spandex

FIT Anatomical fit



[PADD6LS]
**PADDED GOALIE
LONG SLEEVE TOP**

SIZES SR S - XXL

JR S/M, L/XL

BODY Dry and cool. Odor resistant. Breathable mesh.
Padded protection zones

CONTENT 85% Polyester, 15% Spandex

FIT Stretch.



[CSJOCK]
**COMPRESSION SHORT
WITH JOCK/TABS**

SIZES SR S - XXL
JR S - XL

BODY	Dry and cool with breathable mesh. Odor resistant	CONTENT	85% Polyester, 15% Spandex
FIT	Anatomical fit		



[CSJILL]
**COMPRESSION SHORT
WITH JILL/TABS**

SIZES SR S - XXL

BODY	Dry and cool with breathable mesh. Odor resistant	CONTENT	85% Polyester, 15% Spandex
FIT	Anatomical fit		



[PCSHORT]
**PERFORMANCE
COMPRESSION SHORT**

SIZES SR S - XXL

BODY	Odor resistant. Moisture wicking	CONTENT	85% Polyester, 15% Spandex
FIT	4-way stretch.		



[PCPANT]
**PERFORMANCE
COMPRESSION PANT**

SIZES SR S - XXL
JR S - XL

BODY	Odor resistant. Moisture wicking	CONTENT	85% Polyester, 15% Spandex
FIT	4-way stretch.		



[CP360JOCK]

PRO 360 COMPRESSION PRO PANT WITH JOCK/TABS

SIZES SR S - XXL

JR S - XL

BODY BASE360 Cut compression zones

CONTENT 85% Polyester, 15% Spandex

FIT Anatomical fit



[CPANT360]

PRO 360 GOALIE PANT

SIZES SR S - XXL

JR S - XL

BODY BASE360 cut protection zones. Dry and cool.
Odor resistant

CONTENT 85% Polyester, 15% Spandex

FIT Anatomical fit



[CPJOCK]

COMPRESSION PANT WITH GEL APPLICATION/JOCK/TABS

SIZES SR S - XXL

JR S - XL

BODY Dry and cool with breathable mesh.
Odor resistant

CONTENT 85% Polyester, 15% Spandex

FIT Anatomical fit



[CPJILL]

COMPRESSION PANT WITH JILL/TABS

SIZES SR S - XXL

BODY Dry and cool with breathable mesh.
Odor resistant

CONTENT 85% Polyester, 15% Spandex

FIT Anatomical fit



[COMPRPANT]

COMPRESSION PANT WITH GEL APPLICATION

SIZES SR S - XXL

BODY Dry and cool with breathable mesh.
Odor resistant

CONTENT 85% Polyester, 15% Spandex

FIT Anatomical fit



[PLSS]
**PERFORMANCE SHORT SLEEVE
LOOSE FIT TOP**

SIZES SR S - XXL

BODY	Odor resistant. Moisture wicking	CONTENT	95% Polyester, 5% Spandex
FIT	Athletic fit		



[PLLS]
**PERFORMANCE LONG SLEEVE
LOOSE FIT TOP**

SIZES SR S - XXL

BODY	Odor resistant. Moisture wicking	CONTENT	95% Polyester, 5% Spandex
FIT	Athletic fit		



[PLSHORT]
**PERFORMANCE
LOOSE FIT SHORT**

SIZES SR S - XXL

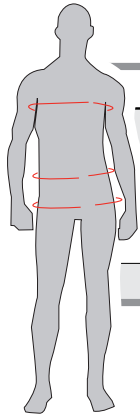
BODY	Odor resistant. Moisture wicking	CONTENT	95% Polyester, 5% Spandex
FIT	Athletic fit		



[PLPANT]
**PERFORMANCE
LOOSE FIT PANT**

SIZES SR S - XXL

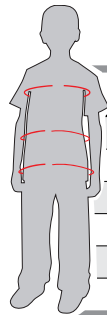
BODY	Odor resistant. Moisture wicking	CONTENT	95% Polyester, 5% Spandex
FIT	Athletic fit		



MEN BODY MEASUREMENTS (measurements shown are in inches)

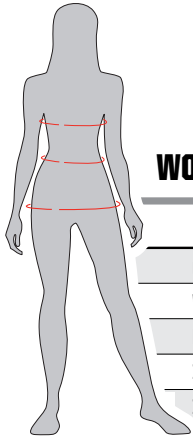
ALPHA SIZE	2XS	XS	S	M	L	XL	2XL	3XL
CHEST CIRCUMFERENCE	31 1/2 - 34	34 - 36 1/4	36 1/4 - 39 3/8	39 3/8 - 42 1/2	42 1/2 - 46 1/2	46 1/2 - 51	51 - 56	56 - 60 5/8
WAIST CIRCUMFERENCE	26 3/4 - 29	29 - 31 1/2	31 1/2 - 34 5/8	34 5/8 - 37 3/4	37 3/4 - 41 3/4	41 3/4 - 47	47 - 52	52 - 57
HIPS CIRCUMFERENCE	32 1/4 - 33 1/2	33 1/2 - 34 1/2	34 1/2 - 36	36 - 39	39 - 42	42 - 45 5/8	45 5/8 - 53	53 - 57
INSEAM (SKATE PANT)	-	29 1/2	30	30 1/2	31	31 1/2	32	32 1/2
INSEAM (CUFFED PANT)	-	29 1/2	29 1/2	29 1/2	29 1/2	29 1/2	29 1/2	29 1/2

NUMERIC SIZE	28	30	32	34	36	38	40
WAIST CIRCUMFERENCE	29 1/2	31 1/2	33 1/2	35 1/2	37 1/2	39 1/2	41 1/2
INSEAM (PN7385)	32	34	34	34	34	34	34
INSEAM (S7386)	9	10	10	10	10	10	10



YOUTH BODY MEASUREMENTS (measurements shown are in inches)

AGE GROUP / SIZE	3-5 / 2XS	5-7 / XS	7-9 / S	9-11 / M	11-13 / L	13-15 / XL
CHEST CIRCUMFERENCE	22 - 24	24 - 25 1/4	25 1/4 - 28	28 - 30 3/4	30 3/4 - 34	34 - 36
WAIST CIRCUMFERENCE	21 1/2 - 22	22 - 23 1/4	23 1/4 - 25	25 - 26 3/4	26 3/4 - 28 3/4	28 3/4 - 30
HIPS CIRCUMFERENCE	23 3/8 - 25 1/4	25 1/4 - 26 3/4	26 3/4 - 29 1/4	29 1/4 - 32	32 - 35	35 - 37
INSEAM (SKATE PANT)	18	20	22	24	27	29
INSEAM (CUFFED PANT)	15 7/8	18 1/2	21 3/8	23 3/8	25 3/4	28 1/8
INSEAM (SHORTS)	5	6 1/8	6 1/2	7 3/8	8	8 3/8

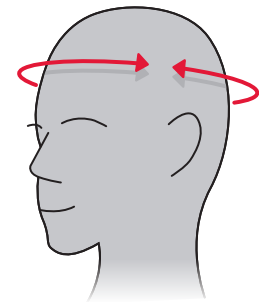


WOMEN BODY MEASUREMENTS (measurements shown are in inches)

ALPHA SIZE	XS	S	M	L	XL
CHEST CIRCUMFERENCE	32 1/4 - 34 5/8	34 5/8 - 37	37 - 39 3/4	39 3/4 - 43	43 - 46 1/2
WAIST CIRCUMFERENCE	26 - 28 3/8	28 3/8 - 30 3/4	30 3/4 - 33 1/2	33 1/2 - 37	37 - 41
HIPS CIRCUMFERENCE	36 - 38 1/4	38 1/4 - 40 1/2	40 1/2 - 43 1/4	43 1/4 - 46	46 - 49 1/4
INSEAM SKATE PANT	30 1/2	30 1/2	30 1/2	30 1/2	30 1/2
INSEAM LEGGING	26 1/2	27	27 1/2	28	28 1/2

MEASUREMENT FOR ADULT HEADWEAR

INCHES	CM	HAT SIZE		
		FITTED	FLEX	ADJUSTABLE
20 1⁄8	51.1	6 3⁄8	YOUTH	ONE SIZE YT (OSFA)
20 1⁄2	52	6 1⁄2		
20 7⁄8	53	6 5⁄8		
21 1⁄4	53.9	6 3⁄4		
21 5⁄8	54.9	6 7⁄8		
22	55.9	7	S/M	ONE SIZE AD (OSFA)
22 3⁄8	56.8	7 1⁄8		
22 3⁄4	57.8	7 1⁄4		
22 1⁄8	58.7	7 3⁄8	L/XL	
23 1⁄2	59.7	7 1⁄2		
23 7⁄8	60.6	7 5⁄8		
24 1⁄4	61.6	7 3⁄4	XL/XXL	
24 5⁄8	62.5	7 7⁄8		
25	63.5	8 1⁄4		



Body sizing: Size specifications are based on body sizing measurements. Use this size chart as a guideline when ordering, allow enough room for ease of movement. Sleeve Length: Measure from the center back of the neck, over the point of shoulder and down the outer side of the arm to the wrist bone. Chest: Measure just under the arms. Waist: Loosely measure the narrowest circumference of the waist. Size charts are for reference only. Fit may vary depending on the construction and materials.

APPAREL FEATURES



Put sweat in it's place Tactical Dry wicks moisture away from your skin, helping you stay drier and comfortable.



Your body is an amazing heat source Tactical Degree traps body heat and sweat escape.



Stay cool and comfortable Tactical Cool uses ventilation, moisture management and fabric construction to help aid the release of heat.



Tactical Resistant uses an anti-microbial agent that helps control odor for optimal freshness of your gear.

QUICKLITE PRACTICE

6000 PRACTICE SERIES

Engineered with Tactical Dry technology, the Quicklite 6000 Practice Series will keep you cool and dry so you can focus on the game. Easy to embellish and comes in an extensive number of colors.

- HIGH PERFORMANCE, BREATHABLE FABRIC
- MESH INSERTS FOR HIGHER VENTILATION
- ERGONOMIC ARM
- TACTICAL DRY MOISTURE WICKING
- OPTIMAL COLOR FASTNESS & SNAG RESISTANCE



[6000]

6000

PRACTICE JERSEY

SIZES	SR	S, M, XL, GOALIE
	INT	GOALIE
	JR	S/M, L/XL, GOALIE

FEATURES

Next generation stretch collar for added comfort
Tactical Dry moisture wicking
Consistent fit through all styles
Woven neck tape & size label
Embroidered CCM (front and back)

FABRIC

100% polyester, 165gsm
Mid-weight QLT knit

COLOR OPTIONS



01.12 - WHITE / BLACK



05.01 - RED / WHITE



09.01 - NAVY / WHITE



12.01 - BLACK / WHITE



78.01 - MYSTIC GREY / WHITE
*GOALIE ONLY



13.01 - DARK GREEN / WHITE



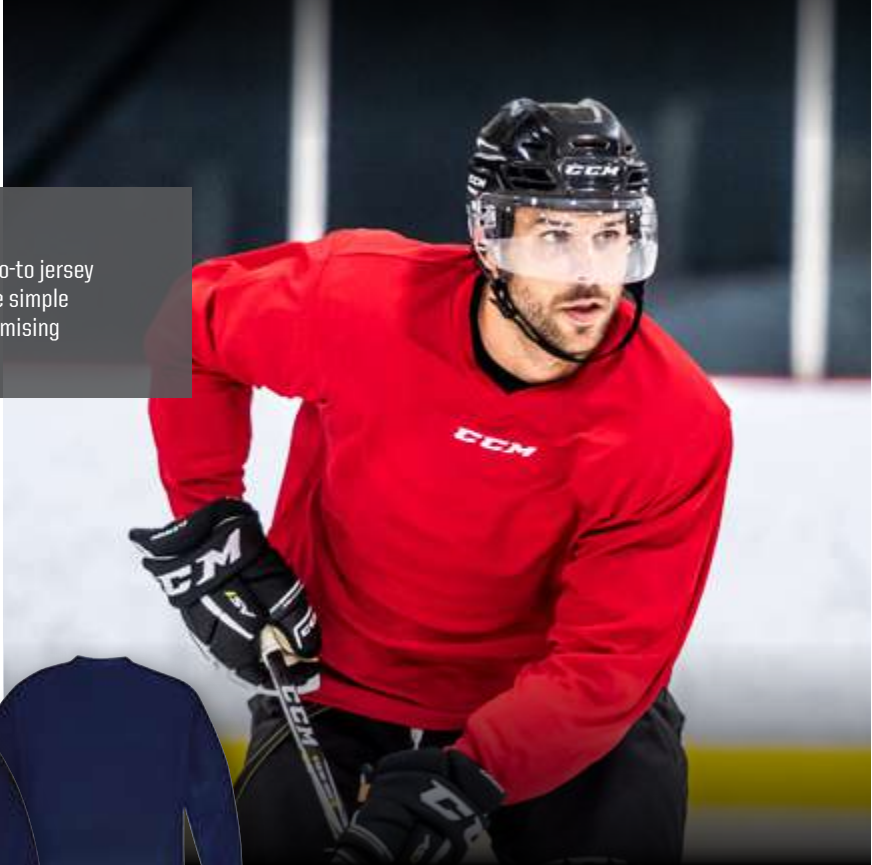
20.01 - SUNFLOWER / WHITE

QUICKLITE PRACTICE

5000 PRACTICE SERIES

The Quicklite 5000 Practice Series is the perfect go-to jersey for players of any age. Available in many colors, the simple design makes it easy to embellish without compromising color fastness and quality.

- HIGH PERFORMANCE, BREATHABLE FABRIC
- OPTIMAL COLOR FASTNESS & SNAG RESISTANCE



COLOR OPTIONS



01 - WHITE



05 - RED



08 - ROYAL



12 - BLACK



78 - MYSTIC GREY
*GOALIE ONLY



13 - DARK GREEN



20 - SUNFLOWER

[5000]
5000
PRACTICE JERSEY

SIZES	SR	S, M, L, XL, GOALIE
	INT	GOALIE
	JR	S/M, L/XL, GOALIE

FEATURES
V-neck collar keeps its shape after wash and wear
Consistent fit through all styles
Woven neck tape & size label
Embroidered CCM

FABRIC
100% polyester, 135gsm
QLT Knit



[SX8000]
SX8000 GAME SOCK

SIZES SR 30" INT 27" JR 24" *BOOKING ONLY

FABRIC	100% Polyester, 200gsm QLT Knit
FEATURES	Tactical Dry moisture wicking Two Velcro fasteners keep sock in place Interlock inserts for increased stretch, comfort and mobility Interlock ankle holds pads, enhances fit and maintains shape 7 NHL team patterns available CCM embroidered logo



[GAITERPANT]
GAITERPANT

SIZES INT 24" JR 20" YT 18" *BLACK ONLY

BODY	Polyester knit pant with elastic band under foot
CONTENT	100% Polyester
COLORS	Royal (03), Red (13), Black (14), White (15)

COLOR OPTIONS

BUFFALO



HOME

AWAY

COLOMBUS



HOME

AWAY

DETROIT



HOME

AWAY

LOS ANGELES



HOME

AWAY

NEW JERSEY



HOME

AWAY

PITTSBURGH



HOME

AWAY

TAMPA BAY



HOME

AWAY



[SX6000]

SX6000 PRACTICE SOCK

SIZES SR 30" INT 27" JR 24"

FABRIC 100% Polyester, 200gsm
High performance, breathable QLT Knit

- FEATURES
- Tactical Dry moisture wicking.
 - Two Velcro fasteners keep sock in place.
 - Interlock inserts for increased stretch, comfort and mobility.
 - Interlock ankle holds pads, enhances fit and maintains shape.
 - CCM embroidered logo.



[S100P]

S100P KNIT SOCK

SIZES SR 28" INT 24" JR 20"

FABRIC 100% Polyester, 620gsm

- FEATURES
- Elasticized ankle holds pads, enhances fit.
 - CCM woven sizing label.
 - Made in Canada.

COLOR OPTIONS



01 - WHITE



05 - RED



08 - ROYAL



09 - NAVY



12 - BLACK



13 - DARK GREEN



20 - SUNFLOWER



BLACK

NAVY
*BOOKING ONLY

RED
*BOOKING ONLY

[EBP390WH]
**390 PLAYER
WHEELED BACKPACK**

SIZES 18" L X 26" H X 17" W
(VOLUME: 7,996 INCH³)

MATERIALS	600D & 420D honeycomb ripstop polyester reinforced along the bottom with tarpaulin fabric.
WHEELS	All-terrain wheels.
COMPARTMENTS	One main compartment with skate pockets at the sides and an accessory pocket at the front.
BACKING	2 padded and reinforced backpack straps.
HANDLES	Branded retractable pull handle .
ACCESSORIES	Player ID pocket.
COLORS	Black, Black / Red, Navy / White



BLACK

[EBP380WH]
**380 PLAYER DELUXE
WHEELED BAG**

SIZES 37" L X 19" H X 16.5" W
(VOLUME: 11,600 INCH³)

MATERIALS	600D & 420D honeycomb ripstop polyester reinforced along the bottom with tarpaulin fabric.
WHEELS	All-terrain wheels.
COMPARTMENTS	One main compartment with skate pockets at each end.
HANDLES	Reinforced webbed side and end handles.
INTERNAL	Wide mesh laundry pocket with zipper.
ACCESSORIES	Accessory pocket inside / Player ID pocket
COLORS	Black, Black / Red



BLACK

[EBP370WH]
**370 PLAYER BASIC
WHEELED BAG**

SIZES 37" L X 19" H X 16.5" W
(VOLUME: 11,600 INCH³)
33" L X 17" H X 15.5" W
(VOLUME: 8,695 INCH³)

MATERIALS	600D & 420D honeycomb ripstop polyester reinforced along the bottom with tarpaulin fabric.
WHEELS	All-terrain wheels.
COMPARTMENTS	One main compartment with skate pockets at each end.
HANDLES	Reinforced webbed side and end handles.
INTERNAL	Wide mesh laundry pocket with zipper.
ACCESSORIES	Accessory pocket inside / Player ID pocket
COLORS	Black, Black / Red



BLACK

[EBP350]
**350 PLAYER DELUXE
CARRY BAG**

SIZES 37" L X 19" H X 16.5" W
(VOLUME: 11,600 INCH³)
33" L X 17" H X 15.5" W
(VOLUME: 8,695 INCH³)

MATERIALS	600D & 420D honeycomb ripstop polyester reinforced along the bottom with tarpaulin fabric.
COMPARTMENTS	One main compartment with a skate pocket at each end.
HANDLES	Reinforced webbed side and end handles.
INTERNAL	Wide mesh laundry pocket with zipper.
ACCESSORIES	Accessory pocket inside / Player ID pocket
COLORS	Black, Black / Red, Navy / White



BLACK

[EBP340]
**340 PLAYER BASIC
CARRY BAG**

SIZES 37" L X 19" H X 16.5" W
(VOLUME: 11,600 INCH³)
33" L X 17" H X 15.5" W
(VOLUME: 8,695 INCH³)

MATERIALS	600D & 420D honeycomb ripstop polyester reinforced along the bottom with tarpaulin fabric.
COMPARTMENTS	One main compartment.
HANDLES	Reinforced webbed side and end handles.
INTERNAL	Wide mesh laundry pocket with zipper.
ACCESSORIES	Accessory pocket inside / Player ID pocket
COLORS	Black



BLACK

[EBP320WH]

320 PLAYER CORE WHEELED BAG

SIZES 38" L X 18" H X 16" W
(VOLUME: 10,944 INCH³)
32" L X 16" H X 14" W
(VOLUME: 7,168 INCH³)

MATERIALS	600D polyester construction.
WHEELS	All-terrain wheels.
HANDLES	2" webbed handles.
LOGO	Oversized screen-printed CCM Logo.
COLORS	Black



BLACK

[EBP310]

310 PLAYER CORE CARRY BAG

SIZES 38" L X 18" H X 16" W
(VOLUME: 10,944 INCH³)
32" L X 16" H X 14" W
(VOLUME: 7,168 INCH³)
24" L X 15" H X 13.5" W
(VOLUME: 4,860 INCH³)

MATERIALS	600D polyester construction.
HANDLES	2" webbed handles
LOGO	Oversized screen-printed CCM Logo.
COLORS	Black



BLACK

[EBTPRO]

PRO TEAM BAG

SIZES 32" L X 20" H X 15" W
(VOLUME: 9,600 INCH³)

MATERIALS	Pro heavy-duty water-resistant tarpaulin.
WHEELS	Both side panels blank so you can proudly display your team logo.
HANDLES	Reinforced webbed side and end handles.
LOGO	Internal mesh accessory pocket with zipper / Player ID pocket
COLORS	Black



BLACK



RED



NAVY

[EBCOREPRO]

PRO CORE BAG

SIZES 32" L X 20" H X 15" W
(VOLUME: 9,600 INCH³)

MATERIALS	Pro-quality 600D polyester construction.
COMPARTMENTS	2 large accessory pockets inside.
EXTERIOR	One removable side panel so you can proudly display your team logo.
HANDLES	Reinforced webbed handles at each end.
ACCESSORIES	Player ID pocket
COLORS	Black, Navy, Red



BLACK

[EBSPB]

SPORT BAG

SIZES 24" L X 13" H X 12" W
(VOLUME: 3,744 INCH³)

MATERIALS	600D polyester construction.
COMPARTMENTS	Oversized end pockets.
HANDLES	Webbed handle with padded Uni-Grip + removable and adjustable shoulder strap.
ACCESSORIES	Player ID pocket.
COLORS	Black



BLACK

[EBBFCCM]
BUSINESS
BRIEF CASE

SIZES 16" L X 12" H X 6.5" W

MATERIALS	900D polyester construction.
POCKETS	Multiple zippered accessory pockets.
INTERIOR	Padded laptop compartment and organizer pockets for accessories.
HANDLE	Padded carry handle and adjustable shoulder strap.
ACCESSORY	Secure webbing strap on back panel slides over any retractable luggage. Handle system for ease of transport.



BLACK

[EBTEAMBP]
TEAM
BACKPACK

SIZES 13"W X 18.5"H X 7.5"D

MATERIALS	600D ripstop polyester construction - Lightweight and made to last.
COMPARTMENTS	Spacious main compartment + accessory pockets.
INTERIOR	Padded laptop sleeve.
HANDLES	Padded straps and back
LOGO	Front panel blank so you can proudly display your team logo.
COLORS	Black



BLACK

[EBSMBGCCM]
TOILETRY
BAG

SIZES 10.75" L X 6" H X 4.75" W

MATERIALS	Pro heavy-duty water-resistant tarpaulin.
COMPARTMENTS	Mesh pocket inside.
COLORS	Black



BLACK

[EBPUCKDLX]
DELUXE PUCK
BAG

SIZES 11" L X 13" H X 9" W

MATERIALS	1680D nylon/polyester construction with foam-insulated liner.
COMPARTMENTS	Holds approximately 60 pucks.
HANDLES	Adjustable/removable strap with non-slip foam pad.
COLORS	Black



BLACK

[EBSTI]
**STICK
BAG**

SIZES 71" L X 14.5" H

MATERIALS	Heavy-duty polyester.
COMPARTMENTS	Holds 2 sticks.
HANDLES	Easy-to-carry strap.
COLORS	Black



BLACK

[EBTSTIWH]
**TEAM WHEELED STICK
BAG**

SIZES 77" L X 10" H X 15" W

MATERIALS	Heavy-duty water-resistant tarpaulin.
WHEELS	All-terrain wheels.
COMPARTMENTS	Holds 70+ player sticks.
HANDLES	Easy-to-carry strap.
COLORS	Black



[EBSKBAG]
**SKATE
BAG**

SIZES 15.5" L X 12" H X 8.5" W

MATERIALS	600D POLYESTER CONSTRUCTION PROVIDES LONG-TERM DURABILITY
COMPARTMENTS	ONE LARGE SKATE POCKETS
HANDLE	BLACK/YELLOW, BLACK/RED



[EBHELMET]
**HELMET
BAG**

SIZES OSFA 19.5" X 17"

MATERIALS	TRICOT BAG TO KEEP YOUR HELMET IN BEST CONDITION
INTERIOR	SOFT TRICOT INTERIOR
HANDLE	PULL STRING CLOSURE TO KEEP YOUR HELMET INSIDE.

45.5017°

N

X

73.5673°

W



[ACCSTKJFT3] NEW
JETSPEED FT3
MINI STICK

CONSTRUCTION	Composite construction
SHAFT	27" Length shaft
FEATURING	Connor McDAVID
SIDE	Left, Right



[ACCSTKCCM]
CCM
MINI STICK

CONSTRUCTION	Composite construction
SHAFT	27" Length shaft
FEATURING	Sidney CROSBY
SIDE	Left, Right



[ACCSTKGEF4]
EXTREME FLEX 4 GOALIE
MINI STICK

CONSTRUCTION	Composite construction
FEATURING	Carey PRICE
SIDE	regular



[ACGOALCCM]

STREET HOCKEY GOAL

SIZES 72" W X 48" H X 30" D
54" W X 44" H X 20" D

CONSTRUCTION	WELDED STEEL TUBE, RIGID CONSTRUCTION
LOOPS	WELDED METAL LOOPS, EASY AND FAST TO THREAD NET
PAINT	POWDER COATING FINISH RESISTS VARIOUS WEATHER CONDITIONS
NET	DURABLE MESH NET
EASY ASSEMBLY, NO TOOLS REQUIRED	



[ACTUTOICE]

ICE SHOOTER TUTOR

SIZES 72" W X 48" H

CONSTRUCTION	HEAVY DUTY POLYESTER WITH PVC BACKING CONSTRUCTION
STRAPS	BUNGEE CORDS FOR DURABILITY
DESIGN	5-HOLE DESIGN WITH 4 MESH POCKETS
* actual Goal not included	



[ACTUTOCCM]

STREET SHOOTER TUTOR

SIZES 54"

CONSTRUCTION	HEAVY DUTY TARPULIN CONSTRUCTION
STRAPS	EASILY ADJUSTABLE VELCRO® FASTENERS
FEATURING	CAREY PRICE
* actual Goal not included	



[ACMINICCM]

CCM MINI HOCKEY SET

CONSTRUCTION	DURABLE CONSTRUCTION
SHAPE	TOP SHELF PRO STYLE MINI NET
NET	SLEEVE NETTING FOR EASY AND FAST ASSEMBLY
INCLUDEED	2 MINI GOALS, 2 STICKS, 1 BALL



[ACJPRO]

PRO JOCK STRAP

CUP	FITLITE™ CUP WITH SOFT LINER AND HARD SHELL	Offers a high level of comfort and freedom of movement
WAIST	2.25" HEAVY DUTY STRETCH WAISTBAND	Helps prevent injuries from cuts while, increasing breathability
STRAP	EXTRA DURABLE 1" THIGH STRAPS WITH DOUBLE STITCHING	Prevents from skin irritation
SIZE SR OSFA		



[ACJOCKCOMB]

PRO JOCK WITH GARTERBELT

CUP	FITLITE™ CUP WITH SOFT LINER AND HARD SHELL	Offers a high level of comfort and freedom of movement
WAIST	2.25" HEAVY DUTY STRETCH WAISTBAND	Helps prevent injuries from cuts while, increasing breathability
STRAP	EXTRA DURABLE 1" THIGH STRAPS WITH DOUBLE STITCHING	Prevents from skin irritation
SIZE SR OSFA		



[ACJCCM]

CCM JOCK

CUP	ERGONOMIC MOLDED CUP CAVITY	
WAIST	2.25" HEAVY DUTY STRETCH WAISTBAND	Provides better support and comfort
STRAP	EXTRA DURABLE 1" THIGH STRAPS WITH DOUBLE STITCHING	
SIZE SR, JR, YT		



[ACJC]

CCM JOCK COMBO

CUP	ERGONOMIC MOLDED CUP CAVITY	
WAIST	2.25" HEAVY DUTY STRETCH WAISTBAND	Provides better support and comfort
STRAP	EXTRA DURABLE 1" THIGH STRAPS WITH DOUBLE STITCHING	With garterbelt and plastic loops
SIZE SR, JR, YT		



[ACPELV]

FEMALE PELVIC PROTECTOR

CUP	HIGH LEVEL PERFORMANCE PELVIC PROTECTOR	Offers a high level of comfort and freedom of movement
WAIST	2.25" HEAVY DUTY STRETCH WAISTBAND	Helps prevent injuries from cuts while, increasing breathability
STRAP	EXTRA DURABLE 1" THIGH STRAPS WITH DOUBLE STITCHING	Prevents from skin irritation
SIZE SR, JR		



[ACNGPRO]

CCM PRO NECK GUARD

Dyneema®

FIT	SOFT TWO-PIECE CONSTRUCTION	Offers a high level of comfort and freedom of movement.
MATERIAL	DYNEEMA CUT RESISTANT MATERIAL	Helps prevent injuries from cuts while, increasing breathability.
ADJUSTABLE	ADJUSTABLE VELCRO® STRAP WITH ARM LOOP	Provides easy and secure custom fit
CERTIFICATION	CE-APPROVED CERTIFIED PROTECTION	
	COLOR BLACK, WHITE	



[NGR500]

NECK GUARD 500 CUT RESISTANT

Dyneema®

FIT	SOFT MOLDED SHAPE AROUND NECK WITH BIB	Offers a high level of comfort and freedom of movement.
MATERIAL	DYNEEMA CUT RESISTANT MATERIAL	Helps prevent injuries from cuts while, increasing breathability
INTERIOR	SOFT INNER LINER	Prevents from skin irritation
ADJUSTABLE	ADJUSTABLE VELCRO® STRAP	Provides easy custom fit.
CERTIFICATION	CE & BNO-APPROVED CERTIFIED PROTECTION	
	COLOR BLACK	



[ACNGX30]

CCM X30 NECK GUARD

MATERIAL	BIG FRONT PLATE FOR EXTRA PROTECTION	Offers a high level of comfort and freedom of movement
ADJUSTABLE	SOFT VELCRO® ADJUSTABLE NECKGUARD	Helps prevent injuries from cuts while, increasing breathability
CERTIFICATION	CE-APPROVED CERTIFIED PROTECTION	Prevents from skin irritation
	COLOR BLACK	



[ACBELT]

GARTER BELT

WAIST	2.25" HEAVY DUTY STRETCH WAISTBAND
STRAP	EXTRA DURABLE 1" THIGH STRAPS WITH DOUBLE STITCHING
LOOPS/CLIPS	ROBUST RUBBER HOOKS WITH ADJUSTABLE METAL FASTENERS OR WITH METAL CLIPS.
SIZE	SR, JR



[ACSUSP]

SUSPENDERS

STRAPS	1.5" HEAVY DUTY ADJUSTABLE ELASTIC BAND
LOOPS	INDEPENDENT LOOPS OR CLIPS
HOOKS	NEW IMPROVED ROBUST RUBBER HOOKS
SIZE	SR, JR

45.5017°

N

X

73.5673°

W



[SSTRAP]

CCM SHIN STRAP

MARERIAL	2" HEAVY DUTY ELASTIC BAND
STRAPS	2 DIFFERENT LENGTH STRAPS FOR UPPER AND LOWER PART OF SHIN GUARD
ADJUSTMENT	LONG VELCRO® ATTACHMENT FOR CUSTOMIZED FIT
SIZES	SR



[SHINTRAPS]

CCM SHIN STRAP VELCRO

STRAPS	2 STRAPS WITH FULL VELCRO WHITE WITH CCM BRANDING
SIZES	SR
COLOR	WHITE



SILVER/
BLACK

[SOCKPROCUT]

SKATE SOCK PRO CUT



BAMBOO RAYON	DYNEEMA®, THE WORLD'S STRONGEST FIBER™	Low weight and abrasion resistant for exceptional cut protection without compromising comfort
COMPRESSION	PROTECTIVE TESTING RATING:	Level 2 for ASTM (2005) and EN388
BOLD	CUTEC™ COPPER FIBER	Provides anti-odor, hygienic protection and skin wellness for the wearer.
CONTENT	40% DYNEEMA® / 30% NYLON / 15% GLASS / 10% POLYESTER / 5% SPANDEX.	Content Level 5. Strategically positioned yarns to maximize safety and comfort.
SIZES	S, M, L, XL	

ITEM NO.	DESCRIPTION	COLOR	SHOE SIZE	LENGTH
11600	PROLINE CUT RESISTANT LEVEL 5	SILVER/BLACK	SMALL 2-4	KNEE
11601	PROLINE CUT RESISTANT LEVEL 5	SILVER/BLACK	MEDIUM 5-7	KNEE
11602	PROLINE CUT RESISTANT LEVEL 5	SILVER/BLACK	LARGE 8-10	KNEE
11603	PROLINE CUT RESISTANT LEVEL 5	SILVER/BLACK	X-LARGE 11-13	KNEE



12
BLACK

[SOCKBAMBC / SOCKBAMBK]

PROLINE BAMBOO

BAMBOO RAYON	BAMBOO IS A BIODEGRADABLE, NATURALLY ANTI-MICROBIAL, ANTI-FUNGAL AND HYPOALLERGENIC FIBER.
COMPRESSION	2" COMPRESSION ARCH SUPPORT PROVIDES FOOT FATIGUE RELIEF BY PROMOTING CIRCULATION.
BOLD	KNEE OR CALF LENGTH
CONTENT	61% BAMBOO RAYON, 25% RUBBER, 10% POLYESTER, 2% NYLON, 2 % SPANDEX
SIZES	S, M, L, XL



12
BLASCK

[SOCKBASIC]

BASIC SOCK

BODY	KNEE LENGTH
CONTENT	80% COTTON / 20% POLYAMIDE
SIZES	34-38, 39-40, 41-42, 43-44, 45-46



[ACLOOP]

AC LAUNDRY LOOP

SALES LOT

* 50 PER PACK



[SKATETOWEL]

SKATE TOWEL

SPEC

14" X 22"

LOGO

EMBOSSED CCM LOGO.

CONTENT

90% POLYESTER / 10% NYLON - SUEDE MICROFIBER

COLOR

BLACK



[BATHTOWEL]

SKATE TOWEL

SPEC

150CM X 70CM

LOGO

JACQUARD

CONTENT

100% COTTON, 450GSM

COLOR

BLACK



[ACPROLINE]

PROLINE GREEN

SIZES 500ML, 215ML

NEUTRALIZER	NEUTRALIZES ODOR WITH ENVIRONMENTAL CHEMISTRY TECHNOLOGY
DESTROYER	ELIMINTAES ODORS USING HARMLESS BACTERIA
FUNCTION	PRO GREEN IS USED AND RECOMMENDED TO ELIMINATE FOUL ODORD ON ALL SPORTS EQUIPMENT



[ACPROLINE]

PROLINE GLOVE

SIZES 115ML

NEUTRALIZER	NEUTRALIZES ODOR WITH ENVIRONMENTAL CHEMISTRY TECHNOLOGY
DESTROYER	ELIMINTAES ODORS USING HARMLESS BACTERIA
FUNCTION	PRO GREEN IS USED AND RECOMMENDED TO ELIMINATE FOUL ODORD ON ALL SPORTS EQUIPMENT



[ANTIFO]

PROLINE ANTI-FOG & CLEANER

SIZES 120ML

SPECS.	THIS SPECIAL REVOLUTIONARY FORMULA PROVIDES A CLEAN, ANTI-STATIC, HIGH PERFORMANCE ANTI-FOG TREATMENT IN AN EASY TO USE CONVENIENT PUMP SPRAY. PROCLEAR IS IDEAL FOR USE ON VISORS, SKI MASKS, HELMET SHIELDS, OR ANY OTHER SURFACE WHERE FOG MAY DEVELOP.
--------	--

45.5017°

N

X

73.5673°

W



[ACSTEP]

CCM EASY STEP

SIZES OSFA

MATERIAL	HARD PE MATERIAL FOR LONG-TERM DURABILITY
ADJUSTMENT	EASY LENGTH ADJUSTMENT SYSTEM FOR CUSTOM FIT
FIT	COMPATIBLE WITH ALL SKATE BLADES AND HOLDERS
LOGO	CCM LOGO PRINTS
SALES LOT	25 PAIRS



[ACPLSOA]

CCM PROLINE SOAKER

SIZES SR
COLOR BLACK, RED

MATERIAL	WATER RESISTANT NYLON AS OUTER MATERIAL.
CONSTRUCTION	TERRY LINER THAT ABSORBS EXCESS WATER DURABLE ELASTIC BAND TO SLIP-ON ALL SKATES
LOGO	CCM TAB IN HEEL
SIZES	SR
COLOR	BLACK, RED



[ACBCVRCCM]

CCM BLADE COVER

SIZES SR
COLOR BLACK

MATERIAL	COTTON
CONSTRUCTION	TERRY CLOTH ABSORBS WATER FROM THE BLADE DURABLE ELASTIC BAND TO SLIP-ON ALL SKATES
LOGO	CCM TAB IN HEEL
SIZES	SR
COLOR	BLACK



[ACSOAKERSG]

CCM PROLINE SKATEGUARD


SIZES OSFA
COLOR BLACK

MATERIAL	WATER RESISTANT NYLON.
CONSTRUCTION	INNER MOLDED EVA FOAM AND VCI IMPREGNATED LINER DURABLE ELASTIC BAND TO SLIP-ON ALL SKATES
LOGO	CCM TAB IN HEEL
SIZES	OSFA
COLOR	BLACK

[ACGUPSGB]

SKATEGUARD PSG 1 BK


SIZES OSFA
SALES LOT 25 PAIRS



[ACGUPSG]

SKATEGUARD PSG 1 MIX

SIZES OSFA *MIXED COLORS
SALES LOT 25 PAIRS



[ACGUUNI]

SKATEGUARD UNI #1 MIX

SIZES OSFA
SALES LOT 25 PAIRS





[ACBITE]

LACE BITE PROTECTION

MATERIAL	SOFT POLYESTER SLEEVE WITH PU GEL PAD	Helps prevent from foot injury from lace bite.
SHAPE	ERGONOMIC GEL PAD SHAPE	Offers better fit and increases comfort.
SIZES	OSFA	



[ACLACEWAX]

CCM LACES PROLINE WAXED

SIZES	244-330 CM
COLOR	YELLOW (07), BLACK (14), WHITE (15)
SALES LOT	6



[ACLACEWIDE]

CCM LACES PROLINE WIDE

SIZES	244-330 CM
COLOR	YELLOW (07), BLACK (14), WHITE (15)
SALES LOT	6



[ACLACEWXT]

CCM LACES WAXED TEAM

SIZES	244, 274, 305, 330 CM
COLOR	WHITE (15)
SALES LOT	36-PACK



[ACLWIDT]

CCM LACES WIDE TEAM

SIZES	244, 274, 305, 330 CM
COLOR	WHITE (15)
SALES LOT	36-PACK

POWERED BY
SISU



[MGSISUAERO] [MGSISUKID]

CCM CUSTOM MOUTHGUARD

TECHNOLOGY	CRUMPLE ZONE TECHNOLOGY	Stronger than standard EVA Mouthguard for maximum protection
THICKNESS	1.6MM - 50% THINNER THAN STANDARD EVA MOUTHGUARD FOR ULTIMATE COMFORT	
PERFORMANCE	RE-ENGINEERED PERFORATIONS TO INCREASE STRENGTH	
FIT	CUSTOM FIT WITHIN 2 MINUTES. RE-MOLDABLE FOR ULTIMATE FIT. 2.25" HEAVY DUTY STRETCH WAISTBAND	
	SIZES	SR, JR
	COLORS	RED, WHITE



[ACBOTTLEW] 1000 ML - WATER BOTTLE

[ACBOTTLE] 700 ML - WATER BOTTLE

[ACBOTTLE09] 900 ML WATER BOTTLE W/ TUBE **[NEW]**

WATER BOTTLES



[ACCBRD]

COACHING BOARD

MATERIAL	PE CONSTRUCTION WITH CLIP FOR ERASABLE MARKER
VIEW	LARGE BOARD WITH FULL ICE VIEW
INCLUDED	BLACK ERASABLE MARKER INCLUDED
SIZES	20" x 16" / 50.8cm x 40.6cm 16" x 10" / 40.6cm x 25.4cm

[PUCK3P]

PUCK CCM JR 3 PACK

SALES LOT

3 PACK

1 PACK

[PUCKTP]

PUCK CCM TRAINING 3 PACK

SALES LOT

3 PACK

1 PACK

[PUCKLBP]

PUCK CCM LIGHT BLUE 3 PACK

SALES LOT

3 PACK

1 PACK

[PUCK]

PUCK CCM JR

SALES LOT

100/10

[PUCK]

PUCK CCM SR

SALES LOT

100

[PUCKSWE]

PUCKS APPROVED "SWEDEN"

SALES LOT

100

[PUCKLB]

PUCK LIGHT BLUE

SALES LOT

1 PACK

100 / 10

[PUCKSWESF]

PUCKS APPROVED "SWEDEN" SMUDGEFREE

SALES LOT

1 PACK

100 / 10

[PUCKSF]

PUCK CCM SMUDGE FREE

SALES LOT

1 PACK

100/10

PUCK 849
SR
NON-
GREASY

TAPE CLOTH

25 MM X 20 M

24 MM X 50 M

36 MM X 25 M

ART. NO

TAPECLOTHS

TAPECLOTHL

TAPECLOTHM

COLORS

BLK (14), WHI (15)

BLK (14), WHI (15)

BLK (14), WHI (15)

SALES LOT

54

48

40



[TAPESHIN]

TAPE SHIN

25 MM X 20 M

COLORS

WHI (15), CLEAR (00)

SALES LOT

100/10



[TAPECLEAR]

TAPE CLEAR SHIN

24 MM X 30 M

COLORS

CLEAR (00)

SALES LOT

36



[TAPEFLEX]

FLEX TAPE

38 MM X 4,5 M

COLORS

RED (13), BLK (14)

SALES LOT

192/32



[TAPEFRIC]

FRICITION TAPE

19 MM X 18 M

COLORS

BLACK (14)

SALES LOT

108



[TAPETEAM]

TAPE TEAM PACK CLOTH

24 MM X 25 M

COLORS

BLK (14), WHI (15)

SALES LOT

1 PACK, 72 PCS



[TAPEVALVEP]

TAPE VALUE PACK (04)

4 PCS

COLORS

2 CLEAR + 2 WHITE CLOTH

SALES LOT

1 PACK



SECTION

2013

45.5017°

N

X

73.5673° W

CCM