

Service Manual

DIRECT DRIVE TURNTABLE WITH
QUARTZ PHASE LOCKED CONTROL

SP-10MK2-(XGE, E)

For additional information, please refer to the service manual for Model No. SP-10MKII-(X)

- Notes:** * This service manual includes only the changes of the **SP-10MKII-(X)** service manual (ORDERNO. SD7604-1071) except for replacement parts list.
* This manual should be filed with the service manual for Model No. **SP-10MKII-(X)** (ORDER NO. SD7604-1071).

CHANGES

REPLACEMENT PARTS LIST

○ Deletion

Ref. No.	Change of Part No.		Description	Per Set (Pcs.)	Remarks
	SP10MKII-(X)	→ SP10MK2-(XGE, E)			
CABINET AND CHASSIS PARTS					
9-1	XYN4+15FZS	XYN4+C15FZS	Screw	3	
14-5	XWA3BER	XWA3BFR	Washer	1	
18	SFUP102-01	○	Neon lamp Base B	1	
23	SFXT102-05	SFXJ102-05	Spacer, P.C.B	11	
24	SFXT102-04	SFXJ102-04	Spacer, Bottom Case	3	
28-1	SFEB2AF	SFEB2UT	Tube	1	
29	SFDJS14225	SFDJXI53250	Connector	1	
30	SFDJS14223	SFDJXI53241	Connector	2	
46	SFNG102-02	SFNZ102-02	Label Remote	1	
55-3	XSN2+10FU	XSN2+10	Screw	3	
56-1	XYN3+C10FZS	XYN3+C10F	Screw	2	
57	SYXO102-02	SFZO102-02	Spacer	2	
POWER UNIT (Model SH-10E)					
TR403	2SC666AI-R	2SA666AI-R	Transistor	1	
CABINET AND CHASSIS PARTS					
2-1	SFNN10EX01	SFNN10EX01	Name Plate (XGE)	1	
		SFNN10ES01	Name Plate (E)	1	
7	ETP8593E	ETP85Q3E	Power Transformer	1	
10	SFKP419C	SFEA2C2500W	AC Cord (XGE)	1	
		SFKP419C	AC Cord (E)	1	
11	SFSR4N4	SFSR5N4	Bushing, Cord (XGE)	1	
		SFSR4N4	Bushing, Cord (E)	1	
12	SFDP102-07	○	P.C.B. Fuse	1	
13	SFDP102-06	○	Power P.C.B.	1	

■ PARTS IDENTIFICATION

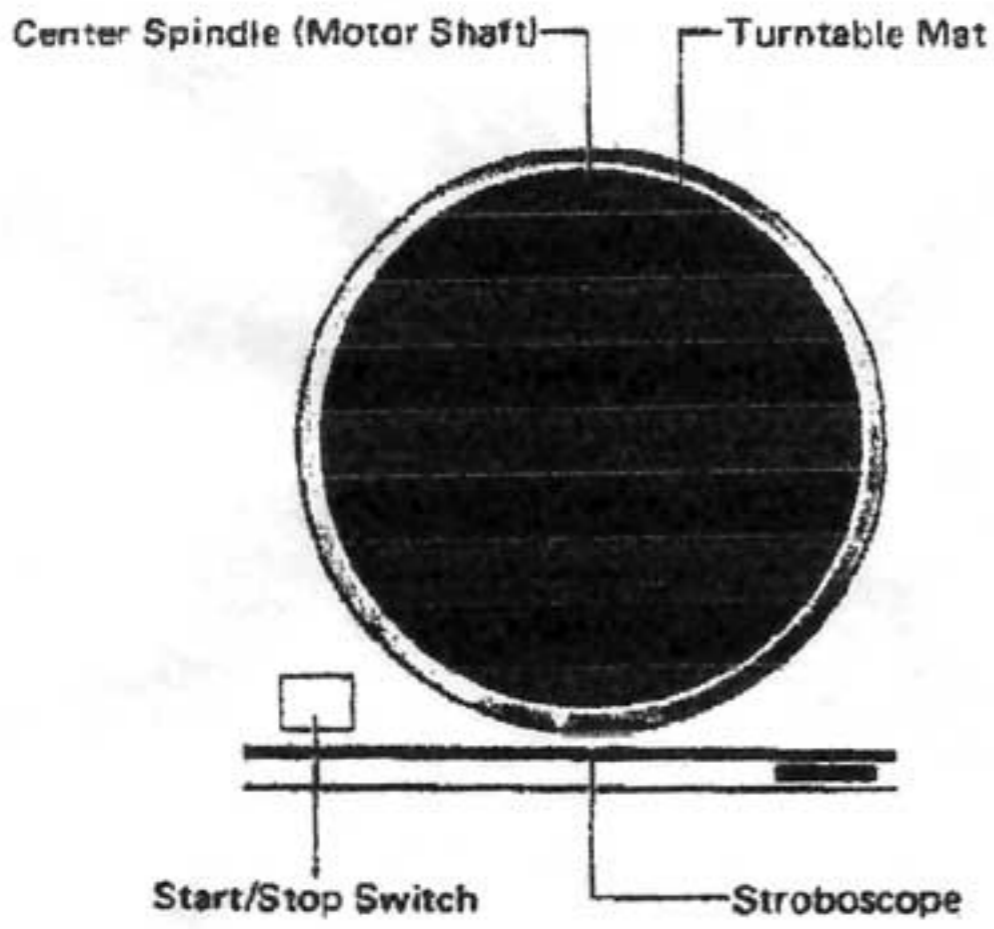


Fig. 1

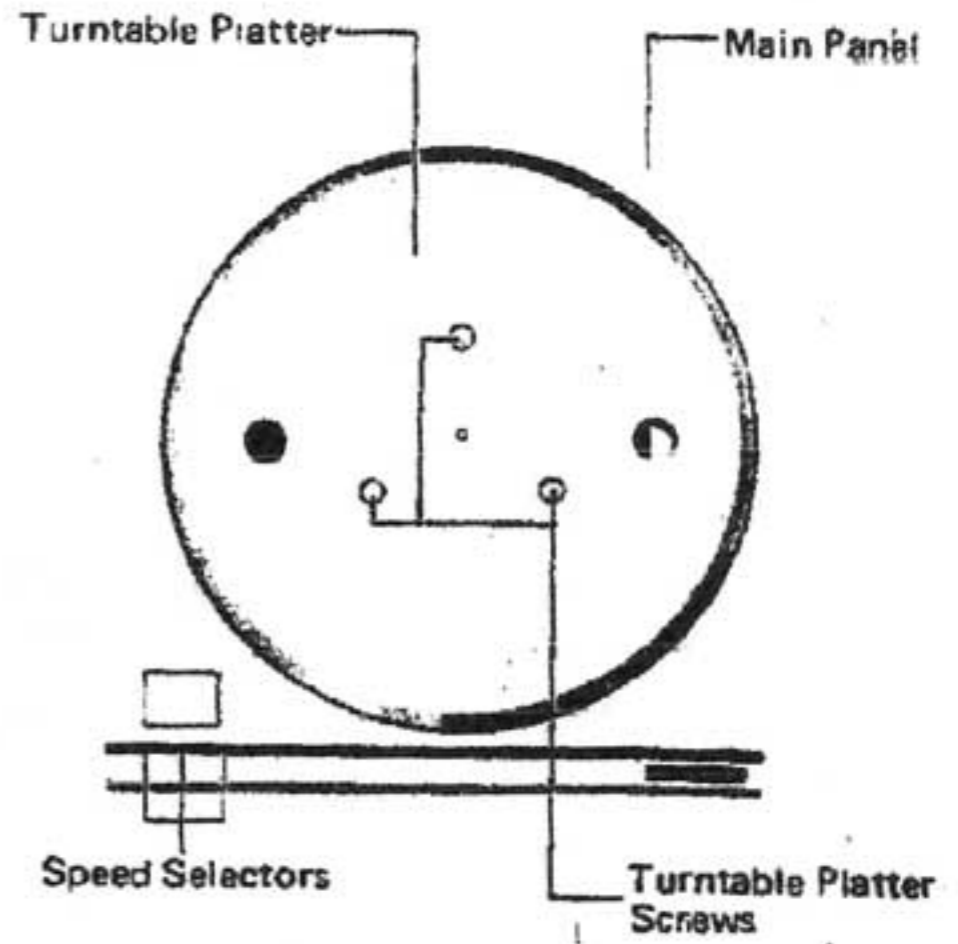


Fig. 2

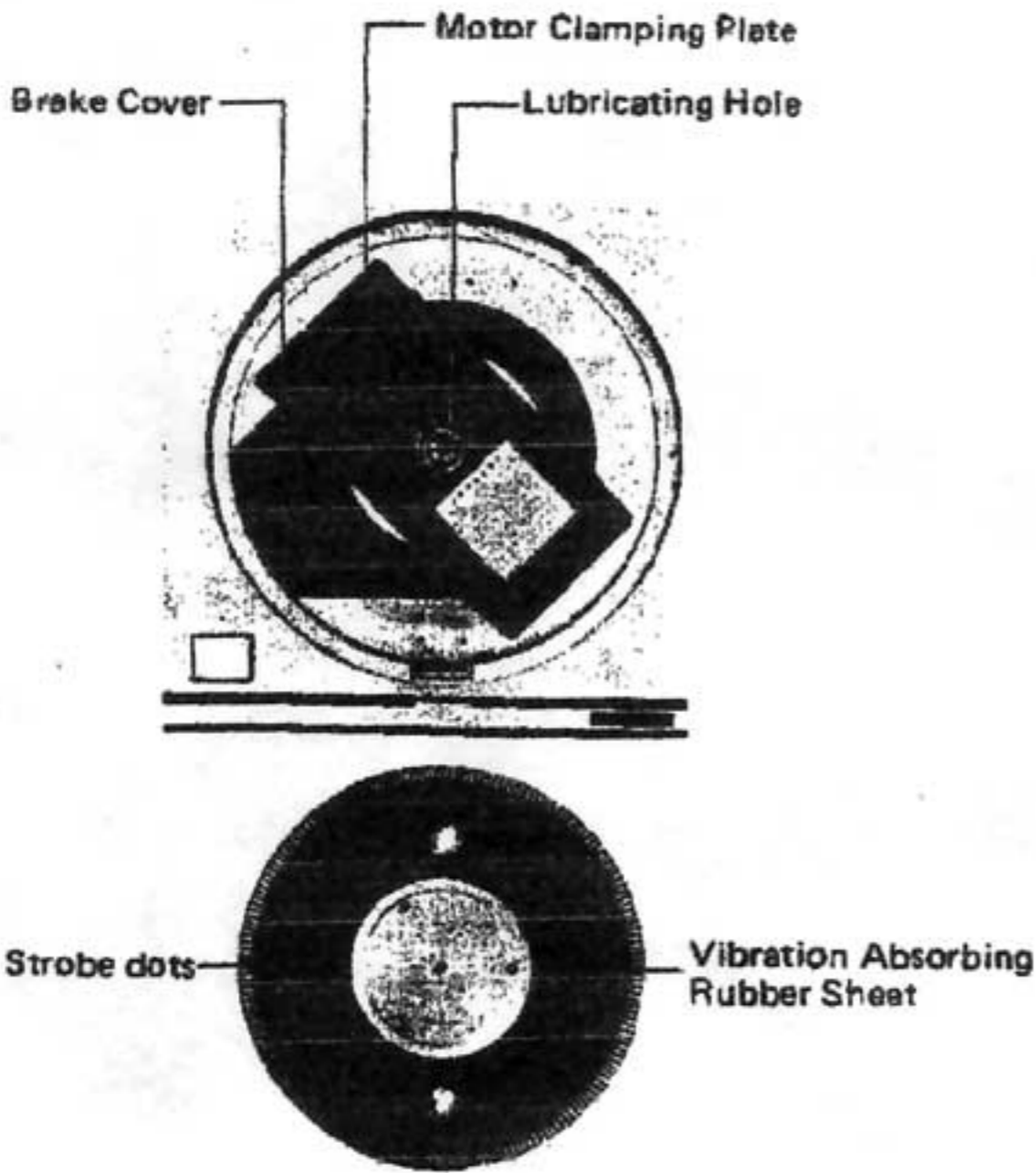


Fig. 3

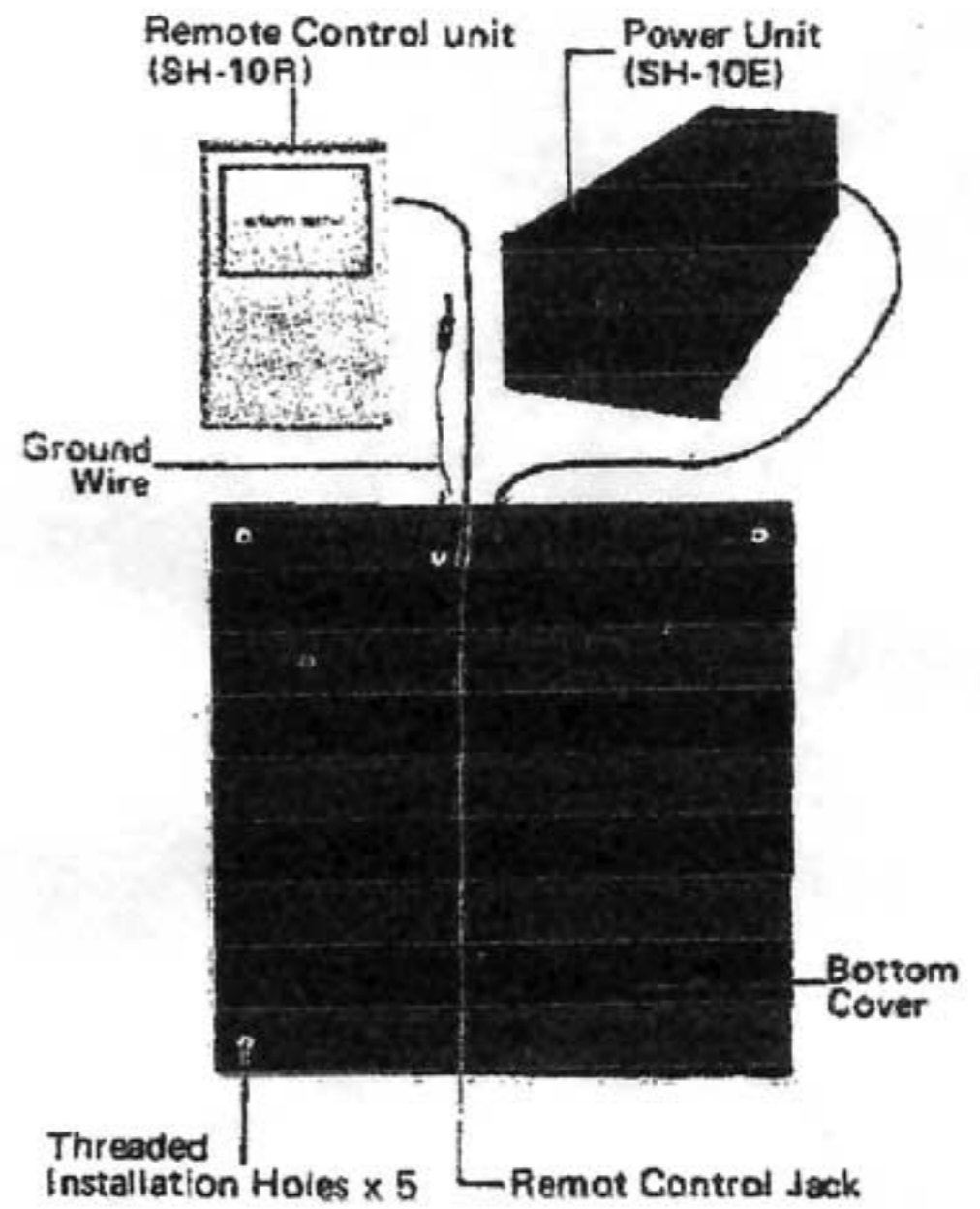


Fig. 4




Fig. 5