

0015 GRUPPO FRESE PER ESECUZIONE PROFILO E CONTROPROFILO

PROFILE AND COUNTER PROFILE CUTTER SET

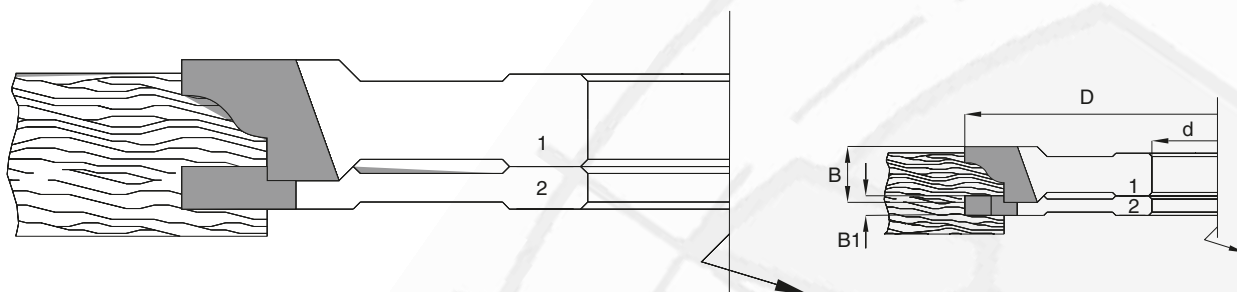
Z=2 / Hc				
Cod.	D	B	B1	d
001	124	16	6	30-35-40-50

B = spessore in mm. - cutting height in mm. B1 = spessore in mm. - cutting height in mm.
 D = diametro in mm. - diameter in mm. d = foro in mm - bore in mm.
 Z = numero dei taglienti - number of cutting edges

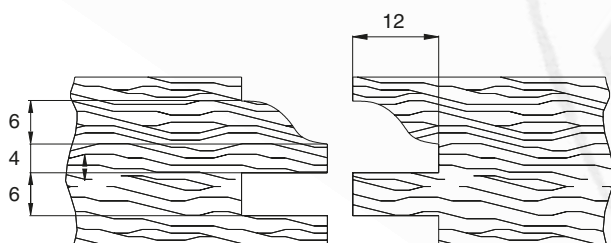
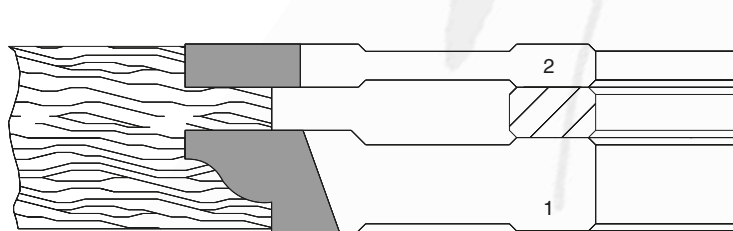
Esecuzione frese con limitatore di truciolo: aumento 15% - with cut limiting device execution 15% price increase



Profilo - Profile



Controprofilo - Counter profile



CARATTERISTICHE TECNICHE

Esecuzione con n. 2 taglienti in Hc (HM riportato) di profilo interno e controsagoma di antine con spessore 23+26 mm.

IMPIEGO

TOUPIE

TECHNICAL SPECIFICATIONS

Hc (brazed tungsten carbide) profiled cutter set Z= 2, for the execution of profile and counter - profile of cabinet doors with wood thickness 23+26 mm.

APPLICATIONS

SPINDLE MOULDER