



Mercedes Benz

Lenkungs- und Fahrwerksteile Steering and suspension parts

Version 1 | Valid from 05.2015

DE

EN

FR

ES


IT

PL

RU

EL

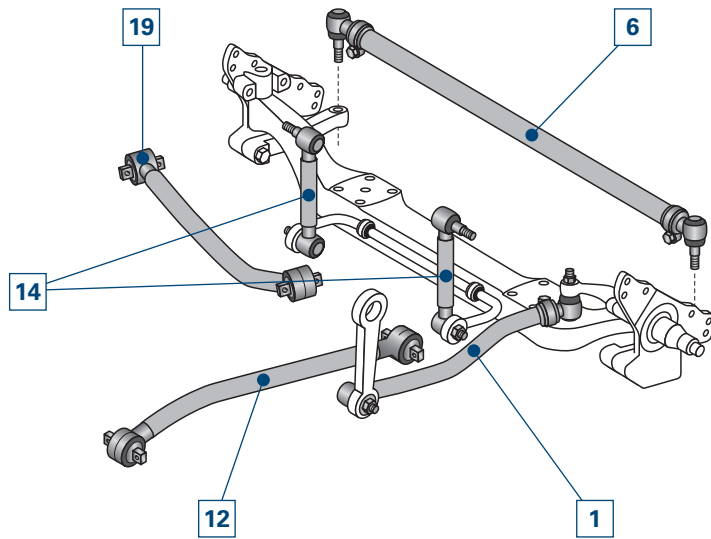
ZH



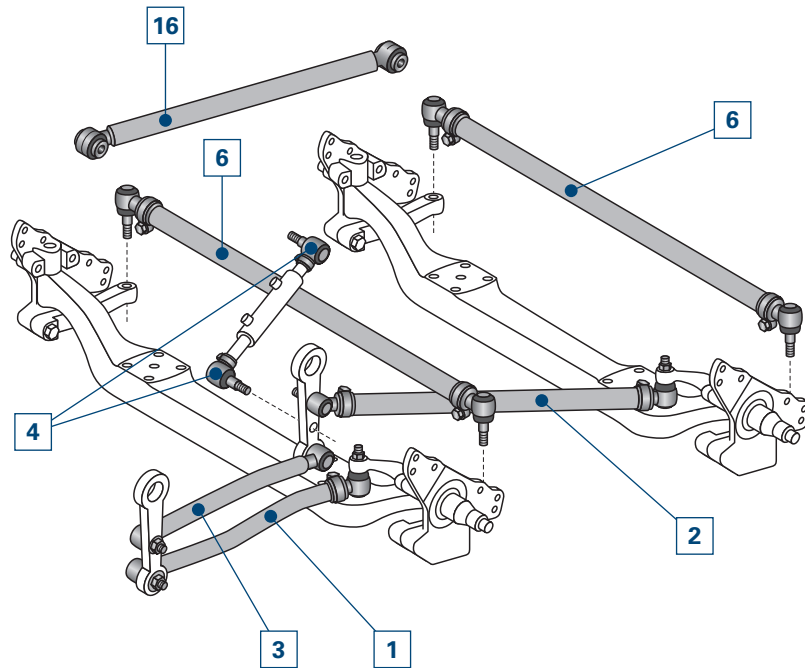
	DE	FR	IT	RU	ZH
	EN	ES	PL	EL	
	Einbauort Installation point	Emplacement de montage Lugar de montaje	Posizione di montaggio Miejsce montażu	Место установки Θέση τοποθέτησης	安装位置
	Vorderachse Front axle	Essieu avant Eje delantero	Assale anteriore Przednia oś	Передний мост Μπροστινός άξονας	前桥
	Hinterachse Rear axle	Essieu arrière Eje trasero	Assale posteriore Tylna oś	Задний мост Πίσω άξονας	后桥
	Oben Top	Supérieur Arriba	Superiore Góra	Вверху Επάνω	上部
	Unten Bottom	Inférieur Abajo	Inferiore Dół	Внизу Κάτω	下部
	Links Left	Gauche Izquierda	Sinistra Lewo	Слева Αριστερά	左侧
	Rechts Right	Droite Derecha	Destra Prawo	Справа Δεξιά	右侧
	Quer(schräg) Across (transverse)	Transversal (en diagonale) Transversal(inclinado)	Trasversale (obliquo) Poprzecznie (skośny)	Ποперечный (косой) Εγκάρσια (λοξιά)	横向 (傾斜)
	Beitseitig Both sides	Des deux côtés Ambos lados	Bilaterale Obustronnie	С обеих сторон Και από τις δύο πλευρες	双侧
	Getriebeseitig Transmission side	Côté transmission Lado de la caja de cambios	Lato transmisji Po stronie skrzyni biegów	Со стороны коробки передач Αφορά στο κιβώτιο ταχυτήτων	变速箱侧
	Fahrzeuginweise Vehicle information	Indications de véhicule Indicaciones del vehículo	Indicazioni veicolo Informacje o pojeździe	Указания по автомобилю Υποδείξεις οχήματος	车辆说明
	Blattfederachse Leaf spring axle	Essieu à ressorts à lames Eje de ballesta	Assale con sospensione a balestra Oś z resorem piórowym	Мост с листовыми рессорами Άξονας με ελατήρια ελασμάτων	钢板弹簧桥
	Luftgefederte Achse Pneumatically-suspended axle	Essieu à ressorts pneumatiques Eje con muelles neumáticos	Assale con sospensione pneumatica Oś z zawieszeniem pneumatycznym	Мост с пневмоподвеской Άξονας με ελατήρια αέρα	气动悬挂车桥
	Nachlaufachse Trailing axle	Essieu suiveur Eje remolcado	Assale posteriore aggiunto Oś wleczona	Поддерживающий мост Δευτερεύων άξονας	从动桥
	Für Linkslenker For left-hand drive vehicles	Pour véhicules avec direction à gauche Para volante a la izquierda	Per veicoli con guida a sinistra Do ruchu lewostronnego	Для автомобилей с левым расположением руля Για αριστεροτίμονα	用于左侧驾驶车辆
	Für Rechtslenker For right-hand drive vehicles	Pour véhicules avec direction à droite Para volante a la derecha	Per veicoli con guida a destra Do ruchu prawostronnego	Для автомобилей с правым расположением руля Για δεξιότιμονα	用于右侧驾驶车辆
	Automatikgetriebe Automatic transmission	Transmission automatique Transmisión automática	Cambio automatico Automatyczna skrzynia biegów	Автоматическая коробка переключения передач Αυτόματο κιβώτιο ταχυτήτων	自动变速箱
	Anzahl pro Achse Number per axle	Nombre par essieu Cantidad por eje	Numero per assale Liczba na oś	Количество на мост Αριθμός ανά άξονα	每桥数量
	Spalte i Column i	Colonne i Columna i	Colonna i Kolumna i	Σтолбец i Στήλη i	i 栏
Chass. ...	Fahrgestellnummer Chassis number	Numéro de châssis Número de chasis	Numero di telaio Numer nadwozia	Номер шасси Αριθμός πλαισίου	底盘号码
->Chass. ...	Bis Fahrgestellnummer To chassis number	Jusqu'au numéro de châssis Hasta número de chasis	Fino al numero di telaio Do numeru nadwozia	До номера шасси Μέχρι αριθμό πλαισίου	至底盘号码
Chass. ...->	Ab Fahrgestellnummer From chassis number	À partir du numéro de châssis Desde número de chasis	Da numero di telaio Od numeru nadwozia	Начиная с номера шасси Από αριθμό πλαισίου	从底盘号码
->02.2007	Bis Baujahr To construction year	Jusqu'à l'année de fabrication Hasta año de construcción	Fino all'anno di costruzione Do roku produkcji	До года изготовления Μέχρι έτος κατασκευής	至制造年份
03.2007->	Ab Baujahr From construction year	À partir de l'année de fabrication Desde año de construcción	Da anno di costruzione Od roku produkcji	Начиная с года изготовления Από έτος κατασκευής	从制造年份

	DE	FR	IT	RU	ZH
	EN	ES	PL	EL	
	Produkte in Stückliste Products in parts list	Produits dans la liste de pièces Productos de la lista de piezas	Prodotti nella lista pezzi Produkty na liście części	Продукты в списке комплектующих Προϊόντα σε λίστα τεμαχίων	零件明细表中的产品
Ⓜ	Reparatursatz Repair kit	Kit de réparation Kit de reparación	Kit riparazione Zestaw naprawczy	Ремкомплект Σετ επισκευής	修理包
⚙	Winkelgelenk Angle joint	Articulation angulaire Articulación angular	Snodo angolare Przegub kątowy	Угловой шарнир Γωνιακός σύνδεσμος	铰链接头
	Produkthinweise Product information	Informations produit Indicaciones del producto	Indicazioni prodotto Informacje o produkcie	Указание к изделию Υποδείξεις προϊόντος	产品说明
▲	Auslaufartikel Article to be discontinued	Article jusqu'à épuisement Hasta agotar existencias	Articolo fuori produzione Artykuł już nieprodukowany	Снятое с производства изделие Υπο κατάργηση	停产零件

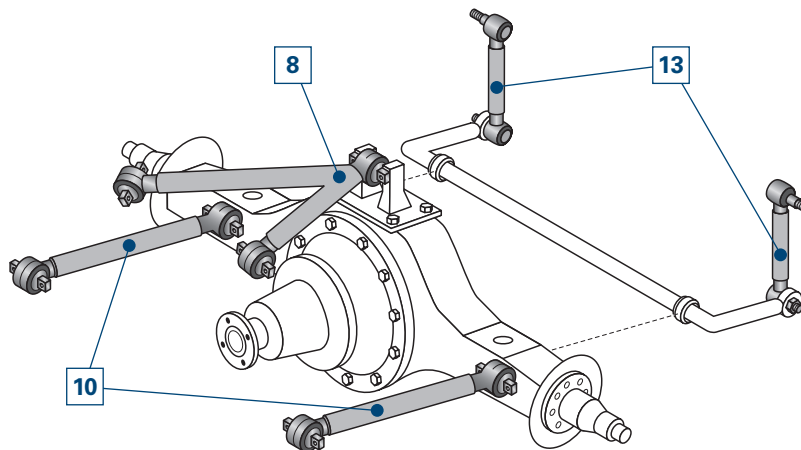
- DE** Einfache Vorderachse
- EN** Single front axle
- FR** Essieu avant simple
- ES** Eje delantero simple
- IT** Assale anteriore semplice
- PL** Pojedyncza oś przednia
- RU** Одинарный передний мост
- EL** Απλός μπροστινός άξονας
- ZH** 单前桥



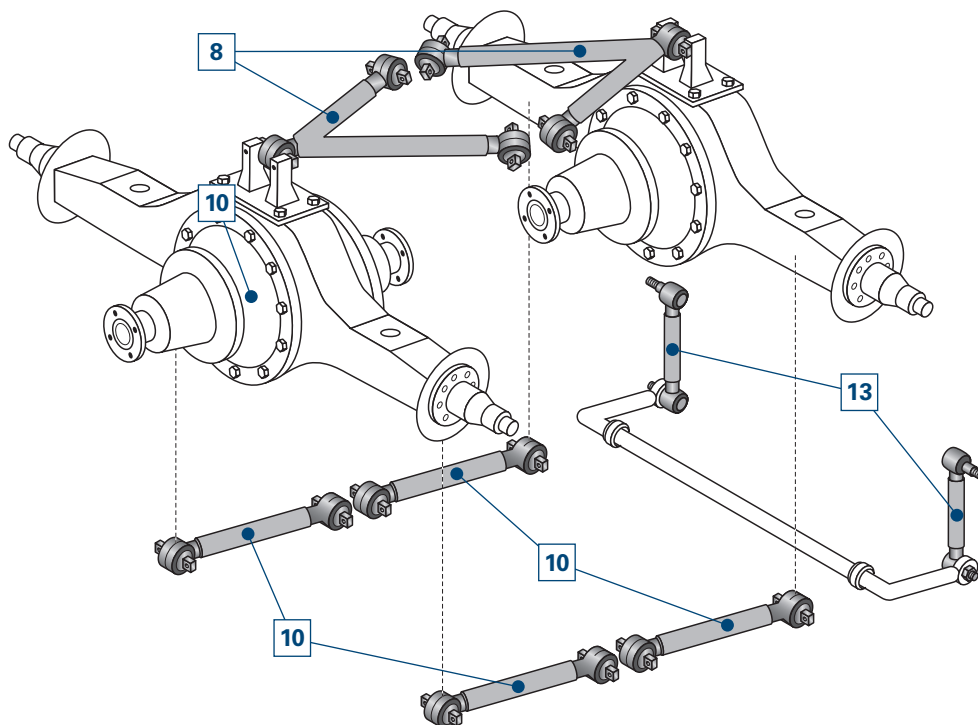
- DE** Doppelte Vorderachse
- EN** Double front axle
- FR** Essieu avant double
- ES** Eje delantero doble
- IT** Assale anteriore doppio
- PL** Podwójna oś przednia
- RU** Сдвоенный передний мост
- EL** Διπλός μπροστινός άξονας
- ZH** 双前桥



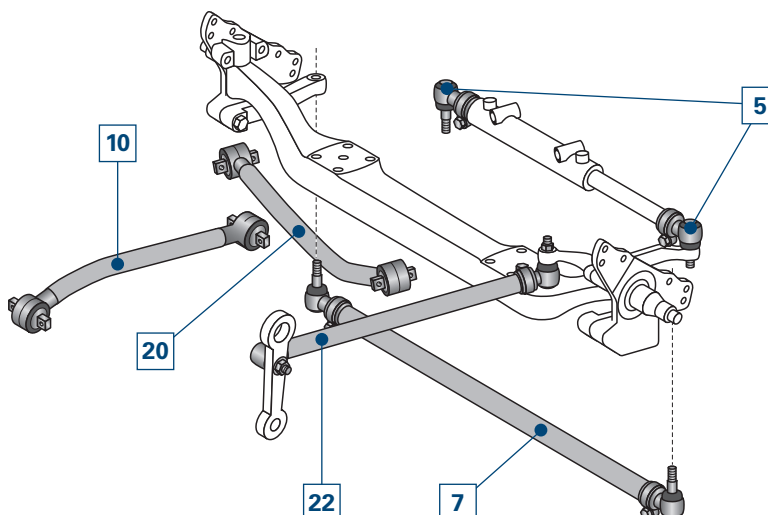
- DE** Einfache Hinterachse
- EN** Single rear axle
- FR** Essieu arrière simple
- ES** Eje trasero simple
- IT** Assale posteriore semplice
- PL** Pojedyncza oś tylna
- RU** Одинарный задний мост
- EL** Απλός πίσω άξονας
- ZH** 单后桥



- DE** Doppelte Hinterachse
- EN** Double rear axle
- FR** Essieu arrière double
- ES** Eje trasero doble
- IT** Assale posteriore doppio
- PL** Podwójna oś tylna
- RU** Сдвоенный задний мост
- EL** Διπλός πίσω άξονας
- ZH** 双后桥



- DE** Gelenkte Hinterachse
- EN** Controlled rear axle
- FR** Essieu arrière directeur
- ES** Eje trasero director
- IT** Assale posteriore sterzante
- PL** Kierowana oś tylna
- RU** Управляемый задний мост
- EL** Κατευθυνόμενος πίσω άξονας
- ZH** A向桥



DE	Deutsch	V3
EN	English	V9
FR	Français	V15
ES	Español	V25
IT	Italiano	V35
PL	Polski	V45
RU	Русский	V55
EL	Ελληνικά	V65
ZH	中文	V75



Sämtliche in diesem Katalog aufgeführten Produkte dürfen nur durch ausgebildetes Personal einer Kfz-Fachwerkstatt verbaut werden.

Für Ihre Anforderungen benötigen wir die vollständige Bestellnummer, zum Beispiel:

Spurstange **36762 01**

Im Zweifelsfall Typenbezeichnung und Baujahr des Fahrzeugs angeben, für das der gewünschte Artikel bestimmt ist.

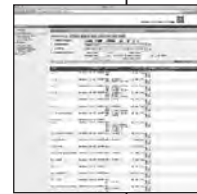
Alle Rechte vorbehalten. Vervielfältigungen oder die Mitbenutzung dieses Kataloges, auch auszugsweise, für die Erstellung eines Eigenkataloges sind ohne ausdrückliche Zustimmung unzulässig.

Ersatzteilnummern der Fahrzeughersteller dienen nur zu Vergleichszwecken. Eine Verwendung derartiger Angaben in Rechnungen an den Fahrzeugbesitzer ist nicht statthaft.

Die aktuellen allgemeinen Geschäftsbedingungen finden Sie unter www.zf.com/services/dokumente

www.zf.com/services/katalog

WebCat
Online Katalog



InCat
Elektronischer Katalog



PrintCat
Gedruckte Kataloge



Inhaltsverzeichnis

Index	U2
Symbole	U3 U6
Vorderachsen	U4
Hinterachsen	U5
Allgemeine Informationen	V3
Katalogaufbau	V4
Winkelgelenk – Außengewinde	V5
Winkelgelenk – Innengewinde	V6
Achsstrebe, Dreiecklenker, Lenk- und Spurstange	V7
Komponentenstückliste	790 - 793
Arithmetische Liste	794 - 802
Vergleichsliste	803 - 804
Neuaufnahmen	805 - 807
Geänderte Bestellnummer	808


Bauzeitraum des Modells













Vergleichsnummer

Achskonfiguration

Artikelnummer inkl. Stücklistennummer

Hinweise zur Teileverwendung

LEMFÖRDER 


Pos						Ref.	
MERCEDES-BENZ							
ACTROS 2024 - 2055							
	4x2		04.96 -				
 1	Lenkstange / Centre Rod Assembly Schubstange / Push Rod einseitig verstellbar / Adjustable on one side Länge [mm] / Length [mm]:895 Konusmaß [mm] / Cone Size [mm]:28,6 Rohr-Ø [mm] / Pipe Ø [mm]:36 mit Zubehör / with accessories mit Sicherungsmutter / with lock nut		(6) (85) (101) (69) (58) (80) (140) (138)			25721 01  23077 01	002 460 46 05
	2031 2040	04.97 - 10.02 09.96 - 10.02					
			Lenkstockhebel zur 1. VA / Pitman Arm to 1st FA Trommelbremse / Drum Brake Radstand [mm] / Wheelbase [mm]:4500 Radstand [mm] / Wheelbase [mm]:4800 Radstand [mm] / Wheelbase [mm]:5400 Baumuster / Type:950.013-014/016				(66) (86) (76) (76) (76) (6)
	2031 S 2035 S 2040 S 2053 S	04.96 - 10.02 04.96 - 10.02 04.96 - 10.02 04.96 - 10.02					
			Lenkstockhebel zur 1. VA / Pitman Arm to 1st FA Trommelbremse / Drum Brake Radstand [mm] / Wheelbase [mm]:3600 Baumuster / Type:954.012				(66) (86) (76) (28)
	2031 K	04.97 - 10.02					
			Lenkstockhebel zur 1. VA / Pitman Arm to 1st FA Trommelbremse / Drum Brake 1.VA / 1st FA Radstand [mm] / Wheelbase [mm]:3900 Baumuster / Type:952.013				(66) (86) (15) (76) (28)

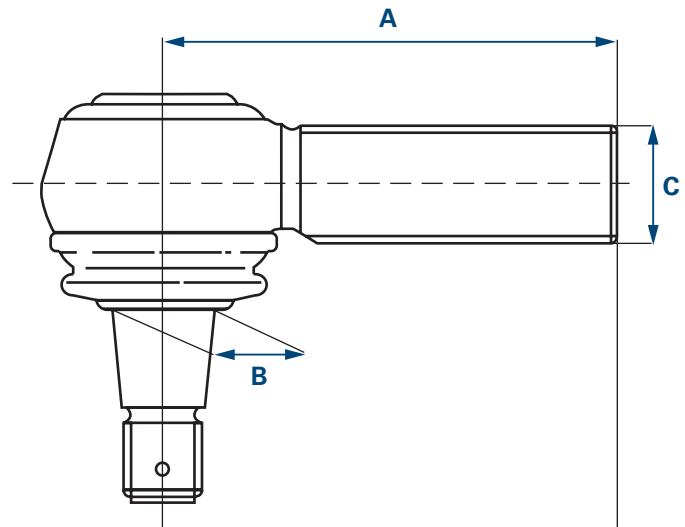
Bauzeitraum des Fahrzeugs

Übersetzungsverweis

● Positionsnummer

Winkelgelenk – Außengewinde

	A [mm]	B [mm]	C*
21789 01	95	18	M18x1,5 RHT
19452 01	95	18	M18x1,5 LHT
11391 01	95	18	M22x1,5 RHT
20492 01	95	18	M22x1,5 LHT
11380 01	105	22	M24x1,5 RHT
11381 01	105	22	M24x1,5 LHT
11378 01	105	22	M28x1,5 RHT
11379 01	105	22	M28x1,5 LHT
20915 01	115	22	M28x1,5 RHT
14982 01	75	26	M22x1,5 RHT
23118 01	75	26	M24x1,5 RHT
21294 01	115	26	M24x1,5 RHT
11721 01	115	26	M28x1,5 RHT
11402 01	115	26	M30x1,5 RHT
11403 01	115	26	M30x1,5 LHT
11388 01	120	26	M30x1,5 RHT
19613 01	120	26	M30x1,5 LHT
19927 01	141	26	M30x1,5 RHT
18467 01	141	26	M30x1,5 LHT
21687 01	120	28,6	M38x1,5 RHT
20565 01	80	30	M22x1,5 RHT
11505 02	120	30	M30x1,5 RHT
11492 02	120	30	M30x1,5 LHT
19555 01	135	30	M30x1,5 RHT
16859 01	135	30	M30x1,5 LHT
23775 01	120	30	M38x1,5 RHT
11723 01	120	30	M38x1,5 LHT
11944 01	120	31,5	M30x1,5 RHT
11945 01	120	31,5	M30x1,5 LHT
11394 04	120	32	M30x1,5 RHT
12280 04	120	32	M30x1,5 LHT
24445 01	145	32	M30x1,5 RHT
18007 03	155	32	M30x1,5 RHT
20398 01	135	38	M30x1,5 RHT
20513 01	135	38	M30x1,5 LHT
19615 01	135	38	M38x1,5 RHT
19614 01	135	38	M38x1,5 LHT
23090 01	150	38	M38x1,5 RHT
22540 01	160	45	M38x1,5 RHT
22539 01	160	45	M38x1,5 LHT



- A** Länge
B Konus
C Gewinde
 * RHT Rechtsgewinde
 LHT Linksgewinde

EN

FR

ES

IT

PL


RU

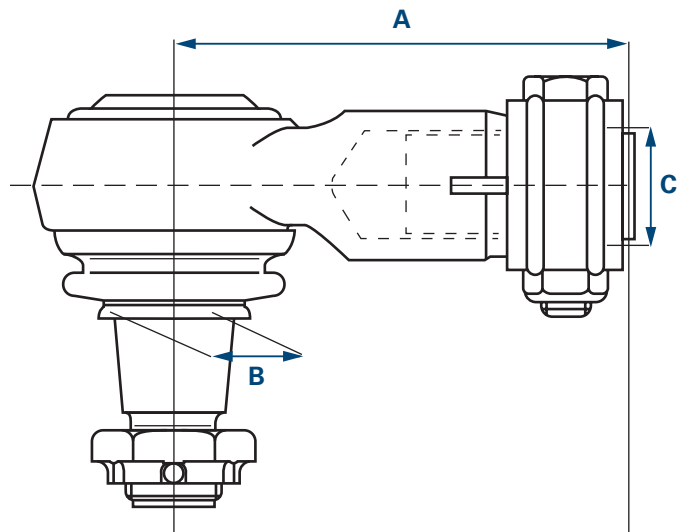
EL

ZH

Für nach dieser Tabelle selbstausgewählte Gelenke und deren Verwendung besteht keine Gewähr.
 Die Winkelgelenktabelle in dieser vereinfachten Darstellung dient dabei ausschließlich zur Referenzierung für Fahrzeuge,
 welche in diesem Katalog enthalten sind.

Winkelgelenk – Innengewinde

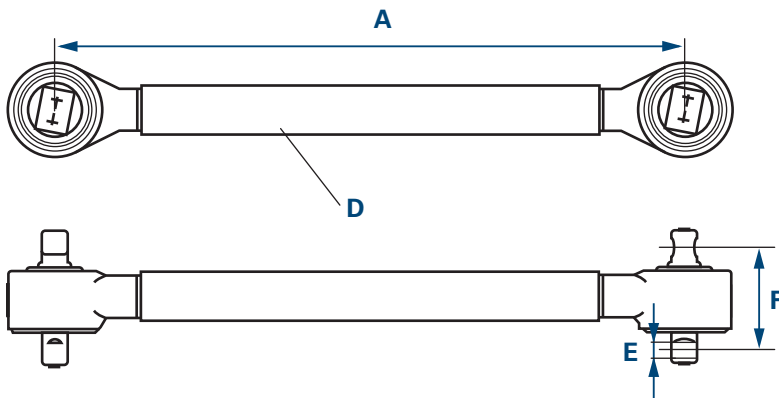
	A [mm]	B [mm]	C*
19851 01	70	22	M18x1,5 RHT
23176 01	65	22	M20x1,5 RHT
21787 01	85	22	M22x1,5 RHT
34085 01	115	26	M26x1,5 RHT
22534 01	120	26	M30x1,5 RHT
27634 01	88	28,6	M26x1,5 RHT
28792 01	120	28,6	M26x1,5 RHT
21076 01	80	30	M22x1,5 RHT
19783 01	95	30	M22x1,5 RHT
12974 01	95	30	M24x1,5 RHT
33772 01	75	30	M26x1,5 RHT
21075 01	80	30	M26x1,5 RHT
33771 01	90	30	M26x1,5 RHT
19537 01	95	30	M26x1,5 RHT
23169 01	95	30	M28x1,5 RHT
22535 01	120	30	M30x1,5 RHT
19538 01	86	31,5	M22x1,5 RHT
23166 01	120	38	M24x1,5 RHT
18461 01	85	38	M26x1,5 RHT
27632 01	100	38	M26x1,5 RHT
23165 01	105	38	M30x1,5 RHT
30756 01	90	38	M36x1,5 RHT
11624 01	165	38	M48x1,5 RHT
11623 01	165	38	M48x1,5 LHT



- A** Länge
B Konus
C Gewinde
 * RHT Rechtsgewinde
 LHT Linksgewinde

Für nach dieser Tabelle selbstausgewählte Gelenke und deren Verwendung besteht keine Gewähr.
 Die Winkelgelenktabelle in dieser vereinfachten Darstellung dient dabei ausschließlich zur Referenzierung für Fahrzeuge,
 welche in diesem Katalog enthalten sind.

Achsstrebe

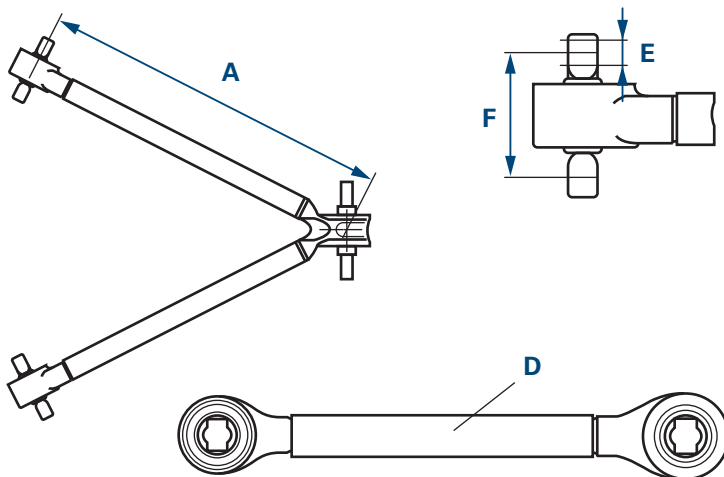


- A Länge
- D Durchmesser
- E Bohrungsdurchmesser
- F Lochabstand

EN

FR

Dreiecklenker



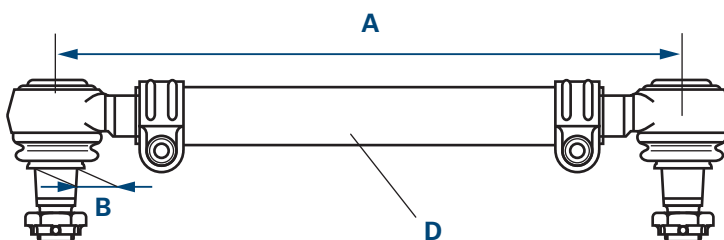
- A Länge
- D Durchmesser
- E Bohrungsdurchmesser
- F Lochabstand

ES

IT

PL

Lenk- und Spurstange



- A Länge
- B Konus
- D Durchmesser

RU

EL

ZH

DE

Memo

EN

FR

ES

IT

PL

RU

EL

ZH



The products listed in this catalog must be installed in a workshop by qualified personnel only.

To fulfill your request, we need the complete order number, for example:

Tie-rod **36762 01**

In case of doubt, please provide the type description and the model year of the vehicle for which the desired item is intended.

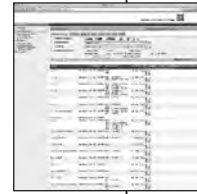
All rights reserved. Duplication or joint use of this catalog, even in extracts, for the creation of your own catalog is prohibited, unless explicit consent is given.

Replacement part numbers from the vehicle manufacturer serve only for purposes of comparison. Use of such information in invoices to the vehicle owner is not permitted.

Current terms and conditions are available at www.zf.com/services/documents

www.zf.com/services/catalog

WebCat
Online catalog



InCat
Electronic catalog



PrintCat
Printed catalogs



Contents

Index	U2
Symbols	U3 U6
Front axles	U4
Rear axles	U5
General Information	V9
Catalog structure	V10
Angle joint – External thread	V11
Angle joint – Internal thread	V12
Axle strut, A-arm, Steering/tie-rod	V13
Component part list	790 - 793
Part number list	794 - 802
Cross reference list	803 - 804
New to range	805 - 807
Amended part numbers	808


Build period of the model











Cross reference number

Article number
incl. parts list number

Axle configuration

Note on
component use

LEMFÖRDER 


Pos					Ref.	
MERCEDES-BENZ						
ACTROS 2024 - 2055						
	4x2		04.96 -			
 1	Lenkstange / Centre Rod Assembly Schubstange / Push Rod einseitig verstellbar / Adjustable on one side Länge [mm] / Length [mm]:895 Konusmaß [mm] / Cone Size [mm]:28,6 Rohr-Ø [mm] / Pipe Ø [mm]:36 mit Zubehör / with accessories mit Sicherungsmutter / with lock nut	(6) (85) (101) (69) (58) (80) (140) (138)	04.97 - 10.02 09.96 - 10.02		25721 01 ▲ 23077 01	002 460 46 05
2031 2040			04.97 - 10.02 09.96 - 10.02	 Lenkstockhebel zur 1. VA / Pitman Arm to 1st FA Trommelbremse / Drum Brake Radstand [mm] / Wheelbase [mm]:4500 Radstand [mm] / Wheelbase [mm]:4800 Radstand [mm] / Wheelbase [mm]:5400 Baumuster / Type:950.013-014/016	(66) (86) (76) (76) (76)	
2031 S 2035 S 2040 S 2053 S			04.96 - 10.02 04.96 - 10.02 04.96 - 10.02 04.96 - 10.02	 Lenkstockhebel zur 1. VA / Pitman Arm to 1st FA Trommelbremse / Drum Brake Radstand [mm] / Wheelbase [mm]:3600 Baumuster / Type:954.012	(66) (86) (76) (28)	
2031 K			04.97 - 10.02	 Lenkstockhebel zur 1. VA / Pitman Arm to 1st FA Trommelbremse / Drum Brake 1.VA / 1st FA Radstand [mm] / Wheelbase [mm]:3900 Baumuster / Type:952.013	(66) (86) (15) (76) (28)	

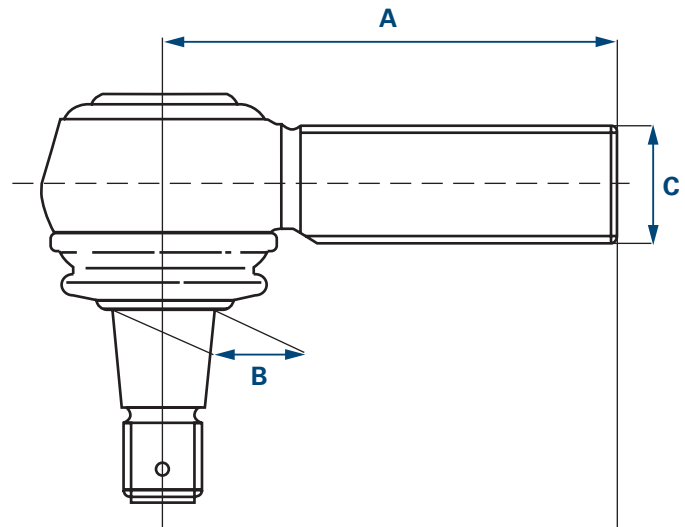
Build period of the vehicle

Item number

Reference to translation

Angle joint – External thread

 LEMFÖRDER	A [mm]	B [mm]	C*
21789 01	95	18	M18x1,5 RHT
19452 01	95	18	M18x1,5 LHT
11391 01	95	18	M22x1,5 RHT
20492 01	95	18	M22x1,5 LHT
11380 01	105	22	M24x1,5 RHT
11381 01	105	22	M24x1,5 LHT
11378 01	105	22	M28x1,5 RHT
11379 01	105	22	M28x1,5 LHT
20915 01	115	22	M28x1,5 RHT
14982 01	75	26	M22x1,5 RHT
23118 01	75	26	M24x1,5 RHT
21294 01	115	26	M24x1,5 RHT
11721 01	115	26	M28x1,5 RHT
11402 01	115	26	M30x1,5 RHT
11403 01	115	26	M30x1,5 LHT
11388 01	120	26	M30x1,5 RHT
19613 01	120	26	M30x1,5 LHT
19927 01	141	26	M30x1,5 RHT
18467 01	141	26	M30x1,5 LHT
21687 01	120	28,6	M38x1,5 RHT
20565 01	80	30	M22x1,5 RHT
11505 02	120	30	M30x1,5 RHT
11492 02	120	30	M30x1,5 LHT
19555 01	135	30	M30x1,5 RHT
16859 01	135	30	M30x1,5 LHT
23775 01	120	30	M38x1,5 RHT
11723 01	120	30	M38x1,5 LHT
11944 01	120	31,5	M30x1,5 RHT
11945 01	120	31,5	M30x1,5 LHT
11394 04	120	32	M30x1,5 RHT
12280 04	120	32	M30x1,5 LHT
24445 01	145	32	M30x1,5 RHT
18007 03	155	32	M30x1,5 RHT
20398 01	135	38	M30x1,5 RHT
20513 01	135	38	M30x1,5 LHT
19615 01	135	38	M38x1,5 RHT
19614 01	135	38	M38x1,5 LHT
23090 01	150	38	M38x1,5 RHT
22540 01	160	45	M38x1,5 RHT
22539 01	160	45	M38x1,5 LHT




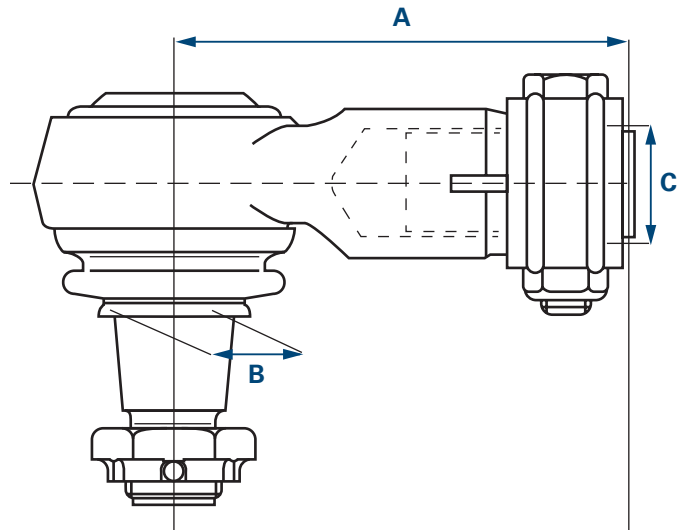
- A** Length
B Cone
C Thread
 * RHT Right-hand thread
 LHT Left-hand thread

We assume no liability for the joints selected from this table, or their use.

This simplified table of angle joints is used exclusively for reference purposes for vehicles contained in this catalog.

Angle joint – Internal thread

	A [mm]	B [mm]	C*
19851 01	70	22	M18x1,5 RHT
23176 01	65	22	M20x1,5 RHT
21787 01	85	22	M22x1,5 RHT
34085 01	115	26	M26x1,5 RHT
22534 01	120	26	M30x1,5 RHT
27634 01	88	28,6	M26x1,5 RHT
28792 01	120	28,6	M26x1,5 RHT
21076 01	80	30	M22x1,5 RHT
19783 01	95	30	M22x1,5 RHT
12974 01	95	30	M24x1,5 RHT
33772 01	75	30	M26x1,5 RHT
21075 01	80	30	M26x1,5 RHT
33771 01	90	30	M26x1,5 RHT
19537 01	95	30	M26x1,5 RHT
23169 01	95	30	M28x1,5 RHT
22535 01	120	30	M30x1,5 RHT
19538 01	86	31,5	M22x1,5 RHT
23166 01	120	38	M24x1,5 RHT
18461 01	85	38	M26x1,5 RHT
27632 01	100	38	M26x1,5 RHT
23165 01	105	38	M30x1,5 RHT
30756 01	90	38	M36x1,5 RHT
11624 01	165	38	M48x1,5 RHT
11623 01	165	38	M48x1,5 LHT

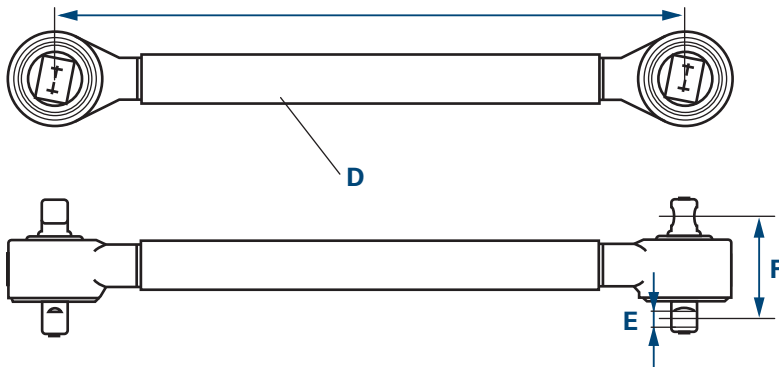


- A** Length
- B** Cone
- C** Thread
- * RHT Right-hand thread
- LHT Left-hand thread

We assume no liability for the joints selected from this table, or their use.

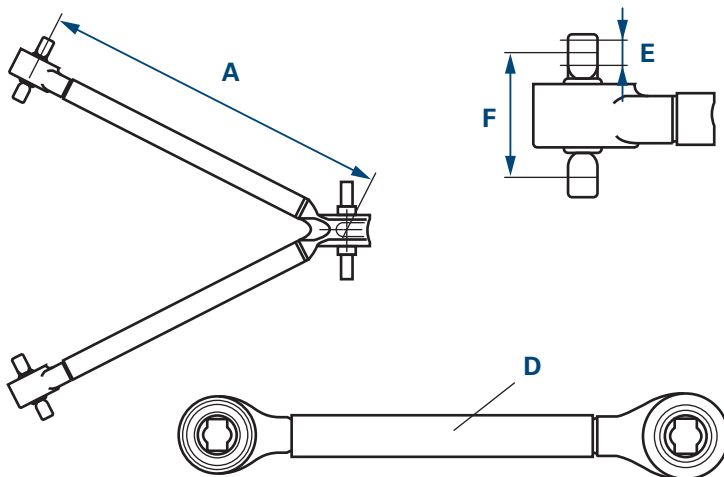
This simplified table of angle joints is used exclusively for reference purposes for vehicles contained in this catalog.

Axle strut



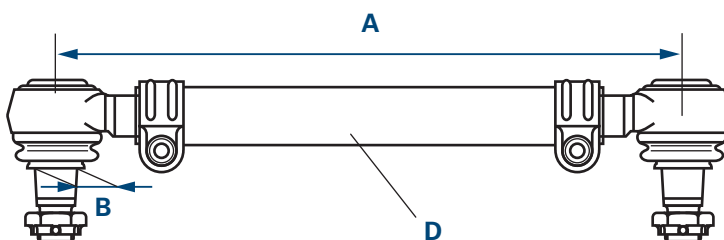
- A Length
- D Diameter
- E Bore diameter
- F Hole pitch

A-arm



- A Length
- D Diameter
- E Bore diameter
- F Hole pitch

Steering/tie-rod



- A Length
- B Cone
- D Diameter

DE

Memo

EN

FR

ES

IT

PL

RU

EL

ZH

A large rectangular area with horizontal grey lines, serving as a template for writing a memo. The lines are evenly spaced and cover the majority of the page's content area.

Informations générales



Tous les produits mentionnés dans ce catalogue doivent exclusivement être montés par le personnel formé d'un atelier automobile qualifié.

Pour répondre à vos exigences, nous avons besoin de connaître le numéro de commande complet, par exemple :

Barre d'accouplement 36762 01

En cas de doute, indiquez la désignation du modèle et l'année de construction du véhicule pour lequel la pièce souhaitée est destinée.

Tous droits réservés. La reproduction ou l'utilisation, même partielle, de ce catalogue pour l'élaboration de son propre catalogue est interdite sans notre autorisation expresse.

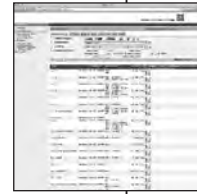
Les numéros de pièces détachées des constructeurs de véhicules sont uniquement indiqués aux fins de comparaison. Le report de ces données sur les factures destinées au propriétaire du véhicule est illicite.

Vous trouverez les conditions générales sur Internet www.zf.com/services/documents

www.zf.com/services/catalog

WebCat

Catalogue en ligne



InCat

Catalogue électronique



PrintCat











Catalogues papier



Sommaire

Index	U2
Symboles	U3 U6
Essieux avant	U4
Essieux arrière	U5
Informations générales	V15
Structure du catalogue	V16
Traductions	V17 - V20
Articulation angulaire – Filetage extérieur	V21
Articulation angulaire – Filetage intérieur	V22
Tirant d'essieu, Bras de suspension triangulaire, Barre de direction et d'accouplement	V23
Liste des composants	790 - 793
Liste des pièces	794 - 802
Liste comparative	803 - 804
Nouveautés	805 - 807
Numéros de commande modifiés	808

Structure du catalogue

Pos	LEMFÖRDER 	Configuration d'essieu	Période de construction du modèle	Remarque sur l'utilisation des pièces	Référence, incl. numéro de nomenclature	Numéro de référence
Pos						Ref.
MERCEDES-BENZ						
ACTROS 2024 - 2055						
		4x2	04.96 -			
 1	Lenkstange / Centre Rod Assembly Schubstange / Push Rod einseitig verstellbar / Adjustable on one side Länge [mm] / Length [mm]:895 Konusmaß [mm] / Cone Size [mm]:28,6 Rohr-Ø [mm] / Pipe Ø [mm]:36 mit Zubehör / with accessories mit Sicherungsmutter / with lock nut		04.97 - 10.02 09.96 - 10.02	(6) (85) (101) (69) (58) (80) (140) (138)		25721 01  23077 01 002 460 46 05
	2031 2040		04.97 - 10.02 09.96 - 10.02		Lenkstockhebel zur 1. VA / Pitman Arm to 1st FA Trommelbremse / Drum Brake Radstand [mm] / Wheelbase [mm]:4500 Radstand [mm] / Wheelbase [mm]:4800 Radstand [mm] / Wheelbase [mm]:5400 Baumuster / Type:950.013-014/016	(66) (86) (76) (76) (76)
	2031 S 2035 S 2040 S 2053 S		04.96 - 10.02 04.96 - 10.02 04.96 - 10.02 04.96 - 10.02		Lenkstockhebel zur 1. VA / Pitman Arm to 1st FA Trommelbremse / Drum Brake Radstand [mm] / Wheelbase [mm]:3600 Baumuster / Type:954.012	(66) (86) (76) (28)
	2031 K		04.97 - 10.02		Lenkstockhebel zur 1. VA / Pitman Arm to 1st FA Trommelbremse / Drum Brake 1.VA / 1st FA Radstand [mm] / Wheelbase [mm]:3900 Baumuster / Type:952.013	(66) (86) (15) (76) (28)

Période de construction du véhicule

Renvoi de traduction

Numéro de position

Traductions

- (1) Rotule axiale, barre d'accouplement
- (2) Soufflet, direction
- (3) Rotule, tringlerie de commande des vitesses
- (4) Fixation, bras de suspension
- (5) Bras, suspension de roue
- (6) Barre de direction
- (7) Kit de réparation, bras de suspension
- (8) Vis, réglage du parallélisme
- (9) Barre d'accouplement
- (10) Rotule de barre d'accouplement
- (11) Tige / Renfort, barre stabilisatrice
- (12) Rotule de suspension / Rotule de guidage
- (13) Articulation angulaire
- (14) 1er essieu arrière
- (15) 1er essieu avant
- (16) 2ème essieu arrière
- (17) 2ème essieu avant
- (18) Empattement [mm]
- (19) Type d'essieu
- (20) Charge sur essieu avant à partir de [kg]
- (21) Charge sur essieu avant jusqu'à [kg]
- (22) Charge d'essieu [kg]
- (23) Charge d'essieu [t]
- (24) Groupe
- (25) Axe de transmission
- (26) Référence de l'accessoire recommandé
- (27) Filetage extérieur [mm]
- (28) Modèle
- (29) Bétonnière
- (30) Ø alésage 1 / Ø alésage 2 [mm]
- (31) Ø alésage 1 [mm]
- (32) Ø alésage 2 [mm]
- (33) Ø alésage [mm]
- (34) DIN/ISO
- (35) Épaisseur [mm]
- (36) Ensemble essieu tandem
- (37) Essieu tandem entraîné
- (38) Bras de suspension triangulaire (VI)
- (39) Barre de pression
- (40) Diamètre 1 / Diamètre 2 [mm]
- (41) Diamètre [mm]
- (42) Montage sur le stabilisateur supplémentaire
- (43) Info supplémentaire : Avec anneau à lamelles
- (44) Hauteur châssis bas 868 mm
- (45) Largeur du véhicule 2300 mm
- (46) Barre conductrice
- (47) Essieu avant coudé
- (48) Essieu avant droit
- (49) Taille du filetage

(50) Taille du filetage 1

(51) Taille du filetage 2

(52) Diamètre intérieur 1 [mm]

(53) Diamètre intérieur 2 [mm]

(54) Filetage intérieur

(55) Filetage intérieur [mm]

(56) Camion à benne

(57) Véhicule communal

(58) Dimension du cône [mm]

(59) Conicité

(60) Barre d'accouplement

(61) Essieu directeur

(62) Barre de direction sur levier de direction

(63) Barre de direction de levier intermédiaire 1

(64) Bielle pendante vers levier intermédiaire

(65) Bielle pendante vers levier intermédiaire 1

(66) Bielle pendante vers 1er essieu avant

(67) Écartement des trous 1 / Écartement des trous 2

(68) Nombre de trous

(69) Longueur [mm]

(70) Bras oscillant longitudinal

(71) Palier moléculaire

(72) Véhicule de collecte d'ordures ménagères

(73) Barre oscillante

(74) Camion plate-forme / Châssis

(75) Bras oscillant transversal

(76) Empattement [mm]

(77) Empattement à [mm]

(78) Empattement de [mm]

(79) Hauteur de cadre 470 mm

(80) Ø tuyau [mm]

(81) Semi-remorque

(82) Disques / Tambours

(83) Frein à disque

(84) Essieu relevable

(85) Tringle de poussée

(86) Frein à tambour

(87) Numéro d'essieu avant

(88) Essieu poussé

(89) Levier intermédiaire 1 vers palier intermédiaire 2

(90) Levier intermédiaire 2 vers levier intermédiaire 3

(91) Levier intermédiaire vers essieu avant

(92) Levier intermédiaire vers essieu avant 2

(93) À partir du numéro d'essieu

(94) Sur levier de direction

(95) Sur vérin de direction

(96) Sur tringlerie de changement de vitesses

(97) Sur le levier intermédiaire

(98) Sur la barre de direction vers l'essieu avant 2

Traductions

- (99) Sur barre d'accouplement
- (100) Ajustable des deux côtés
- (101) Ajustable d'un côté
- (102) Pour
- (103) Pour triangle de guidage (VI)
- (104) Pour véhicules avec transmissions automatiques
- (105) Pour véhicules avec suspension à lames
- (106) Pour véhicules avec d'une cabine allongée
- (107) Pour véhicules avec essieu relevable
- (108) Pour véhicules avec suspension pneumatique
- (109) Pour véhicules avec prise de force
- (110) Pour véhicules avec ralentisseur
- (111) Pour véhicules avec tringlerie de changement de vitesses
- (112) Pour véhicules avec barre stabilisatrice
- (113) Pour véhicules avec suspension semi-pneumatique
- (114) Pour véhicules avec essieu suiveur forcé
- (115) Pour véhicules avec essieu poussé forcé
- (116) Pour véhicules avec à essieu poussé rigide
- (117) Pour véhicules avec barre stabilisatrice renforcée
- (118) Pour véhicules sans prise de force
- (119) Pour véhicules sans ralentisseur
- (120) Pour véhicules de lutte contre les incendies
- (121) Pour véhicules avec poids total autorisé [t]
- (122) Pour barre de guidage
- (123) Pour balayeuses
- (124) Pour véhicules avec direction à droite / à gauche
- (125) Pour bras de suspension longitudinal
- (126) Pour bras de suspension transversal
- (127) Pour filetage à droite
- (128) Pour tringle de poussée
- (129) Coudé
- (130) Latéral
- (131) Avec filetage extérieur
- (132) Avec monte jumelée
- (133) Avec filetage intérieur
- (134) Avec écrou crénelé
- (135) Avec filetage à gauche
- (136) Avec ressort parabolique
- (137) Avec filetage à droite
- (138) Avec écrou de sécurité
- (139) Avec circlip
- (140) Avec accessoires
- (141) Pas pour
- (142) Pas pour largeur de véhicule 2300 mm
- (143) Pas pour véhicules avec essieu suiveur rigide
- (144) Pas pour dimensions de jantes [pouces]
- (145) Pas pour jante à base creuse
- (146) Non-ajustable
- (147) Cadre bas

DE

Traductions

EN

(148) Répartiteur supérieur

(149) Sans accessoires

(150) Ajustable

(151) Du 1er vers le 2ème levier intermédiaire

(152) Du levier de commande de direction au levier intermédiaire

FR

ES

IT


PL

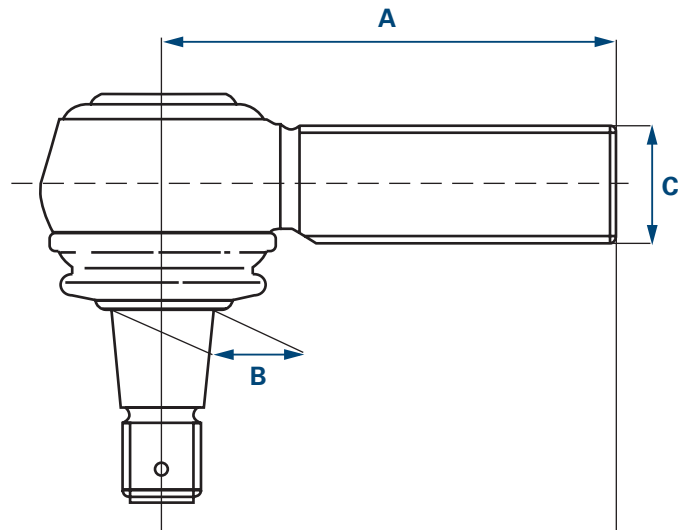
RU

EL

ZH

Articulation angulaire – Filetage extérieur

	A [mm]	B [mm]	C*
21789 01	95	18	M18x1,5 RHT
19452 01	95	18	M18x1,5 LHT
11391 01	95	18	M22x1,5 RHT
20492 01	95	18	M22x1,5 LHT
11380 01	105	22	M24x1,5 RHT
11381 01	105	22	M24x1,5 LHT
11378 01	105	22	M28x1,5 RHT
11379 01	105	22	M28x1,5 LHT
20915 01	115	22	M28x1,5 RHT
14982 01	75	26	M22x1,5 RHT
23118 01	75	26	M24x1,5 RHT
21294 01	115	26	M24x1,5 RHT
11721 01	115	26	M28x1,5 RHT
11402 01	115	26	M30x1,5 RHT
11403 01	115	26	M30x1,5 LHT
11388 01	120	26	M30x1,5 RHT
19613 01	120	26	M30x1,5 LHT
19927 01	141	26	M30x1,5 RHT
18467 01	141	26	M30x1,5 LHT
21687 01	120	28,6	M38x1,5 RHT
20565 01	80	30	M22x1,5 RHT
11505 02	120	30	M30x1,5 RHT
11492 02	120	30	M30x1,5 LHT
19555 01	135	30	M30x1,5 RHT
16859 01	135	30	M30x1,5 LHT
23775 01	120	30	M38x1,5 RHT
11723 01	120	30	M38x1,5 LHT
11944 01	120	31,5	M30x1,5 RHT
11945 01	120	31,5	M30x1,5 LHT
11394 04	120	32	M30x1,5 RHT
12280 04	120	32	M30x1,5 LHT
24445 01	145	32	M30x1,5 RHT
18007 03	155	32	M30x1,5 RHT
20398 01	135	38	M30x1,5 RHT
20513 01	135	38	M30x1,5 LHT
19615 01	135	38	M38x1,5 RHT
19614 01	135	38	M38x1,5 LHT
23090 01	150	38	M38x1,5 RHT
22540 01	160	45	M38x1,5 RHT
22539 01	160	45	M38x1,5 LHT



A Longueur

B Cône

C Filetage


* RHT Filetage à droite

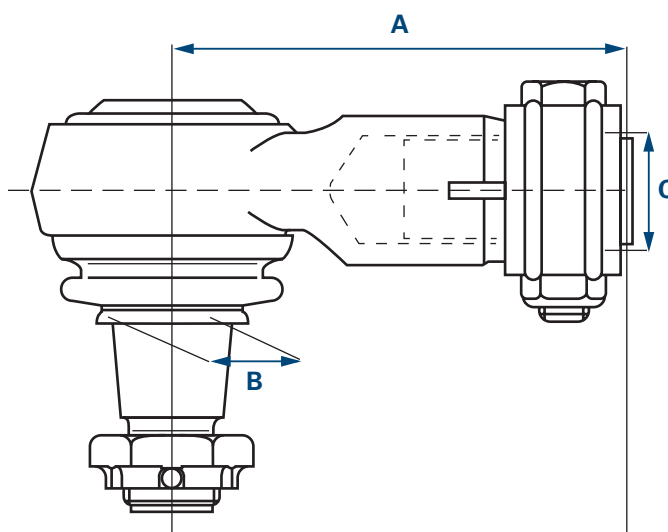
LHT Filetage à gauche

Aucune garantie se s'applique pour les articulations choisies librement dans ce tableau et pour leur utilisation.

Le tableau des articulations angulaires, dans sa version simplifiée présentée ici, sert exclusivement de pour les véhicules présentés dans ce catalogue. Référence pour les véhicules présentés dans ce catalogue.

Articulation angulaire – Filetage intérieur

 LEMFÖRDER	A [mm]	B [mm]	C*
19851 01	70	22	M18x1,5 RHT
23176 01	65	22	M20x1,5 RHT
21787 01	85	22	M22x1,5 RHT
34085 01	115	26	M26x1,5 RHT
22534 01	120	26	M30x1,5 RHT
27634 01	88	28,6	M26x1,5 RHT
28792 01	120	28,6	M26x1,5 RHT
21076 01	80	30	M22x1,5 RHT
19783 01	95	30	M22x1,5 RHT
12974 01	95	30	M24x1,5 RHT
33772 01	75	30	M26x1,5 RHT
21075 01	80	30	M26x1,5 RHT
33771 01	90	30	M26x1,5 RHT
19537 01	95	30	M26x1,5 RHT
23169 01	95	30	M28x1,5 RHT
22535 01	120	30	M30x1,5 RHT
19538 01	86	31,5	M22x1,5 RHT
23166 01	120	38	M24x1,5 RHT
18461 01	85	38	M26x1,5 RHT
27632 01	100	38	M26x1,5 RHT
23165 01	105	38	M30x1,5 RHT
30756 01	90	38	M36x1,5 RHT
11624 01	165	38	M48x1,5 RHT
11623 01	165	38	M48x1,5 LHT

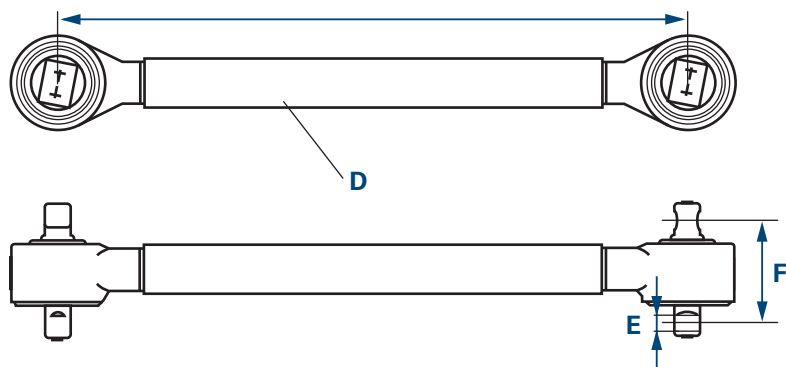


- A** Longueur
B Cône
C Filetage
 * RHT Filetage à droite
 LHT Filetage à gauche

Aucune garantie se s'applique pour les articulations choisies librement dans ce tableau et pour leur utilisation.

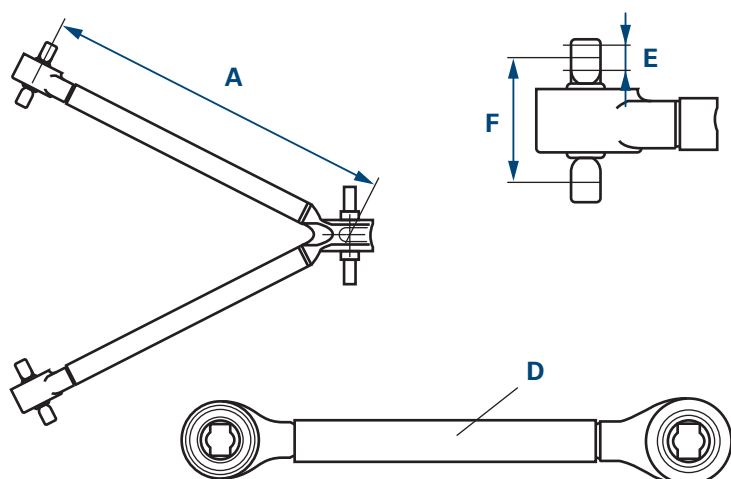
Le tableau des articulations angulaires, dans sa version simplifiée présentée ici, sert exclusivement de pour les véhicules présentés dans ce catalogue. Référence pour les véhicules présentés dans ce catalogue.

Tirant d'essieu



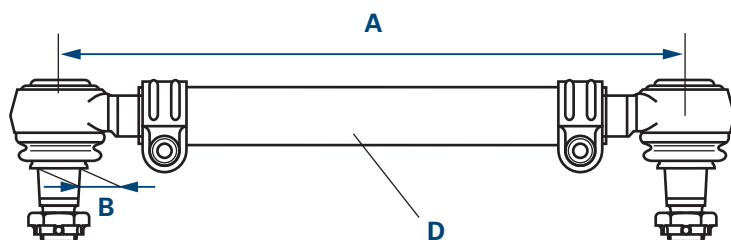
- A Longueur
- D Diamètre
- E Diamètre d'alésage
- F Écartement des trous

Bras de suspension triangulaire



- A Longueur
- D Diamètre
- E Diamètre d'alésage
- F Écartement des trous

Barre de direction et d'accouplement



- A Longueur
- B Cône
- D Diamètre

DE

Memo

EN

FR

ES

IT

PL

RU

EL

ZH

A large rectangular area with horizontal grey lines, serving as a template for a memo or document content. The lines are evenly spaced and cover the majority of the page area below the header and language tabs.

Información general



Los productos indicados en este catálogo sólo los puede montar el personal cualificado de un taller mecánico.

Para poder tramitar su solicitud necesitamos el número de pedido completo, por ejemplo:

Barra de acoplamiento 36762 01

En caso de duda, se deberá indicar la designación del tipo y el año de construcción del vehículo, para el que se requiere el artículo deseado.

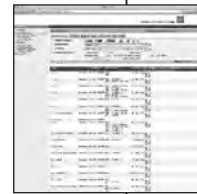
Quedan reservados todos los derechos. Queda prohibida la reproducción o el uso de este catálogo (también de forma parcial) para la elaboración de un catálogo propio sin consentimiento expreso.

Los números de las piezas de recambio del fabricante solo se usan para compararlos. No está permitido el empleo de este tipo de datos en las facturas emitidas al propietario del vehículo.

Puede encontrar las condiciones generales de contratación en www.zf.com/services/documents

www.zf.com/services/catalog

WebCat
Catálogo online



InCat
Catálogo electrónico



PrintCat
Catálogos impresos



Índice

Index	U2
Símbolos	U3 U6
Ejes delanteros	U4
Ejes traseros	U5
Información general	V25
Estructura del catálogo	V26
Traducciones	V27 - V30
Articulación angular – Rosca exterior	V31
Articulación angular – Rosca interior	V32
Puntal de eje, Brazo oscilante triangular, Barra de dirección y de acoplamiento	V33
Lista de componentes	790 - 793
Lista aritmética	794 - 802
Lista comparativa	803 - 804
Novedades	805 - 807
Números de pedido modificados	808

Estructura del catálogo

Periodo de fabricación del modelo

Número de referencia

Número de artículo incl. número de lista de piezas

Configuración del eje

Indicación para usar la pieza

Pos

LEMFÖRDER

Mercedes-Benz

ACTROS 2024 - 2055





4x2

04.96 -

25721 01

002 460 46 05

23077 01

1	Lenkstange / Centre Rod Assembly Schubstange / Push Rod einseitig verstellbar / Adjustable on one side Länge [mm] / Length [mm]:895 Konusmaß [mm] / Cone Size [mm]:28,6 Rohr-Ø [mm] / Pipe Ø [mm]:36 mit Zubehör / with accessories mit Sicherungsmutter / with lock nut	(6) (85) (101) (69) (58) (80) (140) (138)		25721 01 002 460 46 05 23077 01
2031	04.97 - 10.02		 Lenkstockhebel zur 1. VA / Pitman Arm to 1st FA Trommelbremse / Drum Brake Radstand [mm] / Wheelbase [mm]:4500 Radstand [mm] / Wheelbase [mm]:4800 Radstand [mm] / Wheelbase [mm]:5400 Baumuster / Type:950.013-014/016	(66) (86) (76) (76) (76)
2040	09.96 - 10.02			
2031 S	04.96 - 10.02		 Lenkstockhebel zur 1. VA / Pitman Arm to 1st FA Trommelbremse / Drum Brake Radstand [mm] / Wheelbase [mm]:3600 Baumuster / Type:954.012	(66) (86) (76) (28)
2035 S	04.96 - 10.02			
2040 S	04.96 - 10.02			
2053 S	04.96 - 10.02			
2031 K	04.97 - 10.02		 Lenkstockhebel zur 1. VA / Pitman Arm to 1st FA Trommelbremse / Drum Brake 1.VA / 1st FA Radstand [mm] / Wheelbase [mm]:3900 Baumuster / Type:952.013	(66) (86) (15) (76) (28)

Periodo de fabricación del vehículo

Número de posición

Referencia de traducción

Traducciones

- (1) Rótula axial, barra de acoplamiento
- (2) Fuelle, dirección
- (3) Cabeza esférica, varillaje del cambio
- (4) Suspensión, barra oscilante
- (5) Barra oscilante, suspensión de ruedas
- (6) Barra de dirección
- (7) Kit de reparación, barra oscilante
- (8) Tornillo, alineamiento de la cabeza
- (9) Barra de acoplamiento
- (10) Cabeza de la barra de acoplamiento
- (11) Barra /Travesaño, estabilizador
- (12) Rótula de suspensión / Carga
- (13) Articulación angular
- (14) 1.ET
- (15) 1.ED
- (16) 2.ET
- (17) 2.ED
- (18) Distancia entre ejes [mm]
- (19) Tipo de eje
- (20) Carga de eje delantero desde [kg]
- (21) Carga de eje delantero hasta [kg]
- (22) Carga de eje [kg]
- (23) Carga de eje [t]
- (24) Grupo
- (25) Eje motor
- (26) Número de artículo de los accesorios recomendados
- (27) Rosca exterior [mm]
- (28) Modelo de construcción
- (29) Hormigonera
- (30) Ø orificio 1 / Ø orificio 2 [mm]
- (31) Ø orificio 1 [mm]
- (32) Ø orificio 2 [mm]
- (33) Ø orificio [mm]
- (34) DIN/ISO
- (35) Grosor [mm]
- (36) Unidad de eje tándem
- (37) Doble eje y tracción en ambos ejes
- (38) Brazo oscilante triangular (vehículos industriales)
- (39) Barra de compresión
- (40) Diámetro 1 / Diámetro 2 [mm]
- (41) Diámetro [mm]
- (42) Montaje en el estabilizador adicional
- (43) Información adicional: Con anillos de láminas
- (44) Altura de chasis baja de 868 mm
- (45) Vehículos con anchura de 2300 mm
- (46) Barra guía
- (47) Eje delantero acodado
- (48) Eje delantero recto
- (49) Tamaño de rosca

(50) Tamaño de rosca 1

(51) Tamaño de rosca 2

(52) Diámetro interior 1 [mm]

(53) Diámetro interior 2 [mm]

(54) Rosca interior

(55) Rosca interior [mm]

(56) Camión volquete

(57) Vehículo municipal

(58) Medida cónica [mm]

(59) Inclinación del cono

(60) Barra de acoplamiento

(61) Eje de dirección

(62) Barra de dirección en la palanca de dirección

(63) Barra de dirección en la palanca intermedia 1

(64) Palanca de dirección para palanca intermedia

(65) Palanca de dirección para palanca intermedia 1

(66) Palanca de dirección para el 1er eje delantero

(67) Distancia de orificio 1 / Distancia de orificio 2

(68) Número de orificios

(69) Longitud [mm]

(70) Brazo oscilante longitudinal

(71) Cojinete de estructura molecular

(72) Camión de la basura

(73) Biela de suspensión

(74) Caja / Chasis

(75) Brazo transversal

(76) Distancia entre ejes [mm]

(77) Distancia entre ejes hasta [mm]

(78) Distancia entre ejes desde [mm]

(79) Altura del bastidor 470 mm

(80) Ø tubo [mm]

(81) Tractor de semirremolque

(82) Discos / Tambor

(83) Frenos de disco

(84) Eje de arrastre

(85) Barra de empuje

(86) Freno de tambor

(87) Número del eje delantero

(88) Eje de avance

(89) Palanca intermedia 1 para cojinete intermedio 2

(90) Palanca intermedia 2 para palanca intermedia 3

(91) Palanca intermedia para el eje delantero

(92) Palanca intermedia para el eje delantero 2

(93) Desde número de eje

(94) En la palanca de dirección

(95) En el cilindro de dirección

(96) En el varillaje del cambio

(97) En la palanca intermedia

(98) En la barra de dirección del eje delantero 2

Traducciones

- (99) En la barra de acoplamiento
- (100) Ajustable a ambos lados
- (101) Ajustable a un lado
- (102) Para
- (103) Para brazo oscilante triangular (veh. industr.)
- (104) Para vehículos con transmisión automática
- (105) Para vehículos con suspensión de ballesta
- (106) Para vehículos con cabina doble
- (107) Para vehículos con eje elevador
- (108) Para vehículos con suspensión neumática
- (109) Para vehículos con mando auxiliar
- (110) Para vehículos con retardador
- (111) Para vehículos con varillaje del cambio
- (112) Para vehículos con estabilizador
- (113) Para vehículos con suspensión neumática parcial
- (114) Para vehículos con eje remolcado articulado
- (115) Para vehículos con eje de avance articulado
- (116) Para vehículos con eje de avance rígido
- (117) Para vehículos con estabilizador reforzado
- (118) Para vehículos sin mando auxiliar
- (119) Para vehículos sin retardador
- (120) Para vehículos de bomberos
- (121) Para vehículos con peso total admisible [t]
- (122) Para barra guía
- (123) Para barrederas mecánicas
- (124) Para vehículos con dirección a la izquierda / derecha
- (125) Para brazo oscilante longitudinal
- (126) Para brazo transversal
- (127) Para rosca derecha
- (128) Para barra de empuje
- (129) Acodado
- (130) Longitudinal
- (131) Con rosca exterior
- (132) Con neumáticos dobles
- (133) Con rosca interior
- (134) Con tuercas almenadas
- (135) Con rosca izquierda
- (136) Con resorte parabólico
- (137) Con rosca derecha
- (138) Con tuerca de seguridad
- (139) Con anillo de seguridad
- (140) Con accesorios
- (141) No para
- (142) No para vehículos con anchura de 2300 mm
- (143) No para vehículos con eje de arrastre rígido
- (144) No para tamaño de llantas [pulgada]
- (145) No para llanta de garganta
- (146) No ajustable
- (147) Bastidor bajo

DE

Traducciones

EN

(148) Distribuidor superior

(149) Sin accesorios

(150) Ajustable

(151) De la 1.^a a la 2.^a palanca intermedia

(152) De la palanca de dirección a la palanca intermedia

FR

ES

IT


PL

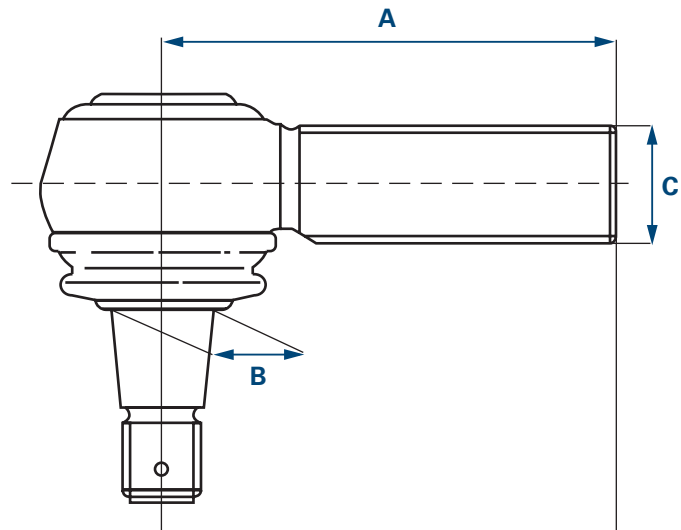
RU

EL

ZH

Articulación angular – Rosca exterior


 LEMFÖRDER	A [mm]	B [mm]	C*
21789 01	95	18	M18x1,5 RHT
19452 01	95	18	M18x1,5 LHT
11391 01	95	18	M22x1,5 RHT
20492 01	95	18	M22x1,5 LHT
11380 01	105	22	M24x1,5 RHT
11381 01	105	22	M24x1,5 LHT
11378 01	105	22	M28x1,5 RHT
11379 01	105	22	M28x1,5 LHT
20915 01	115	22	M28x1,5 RHT
14982 01	75	26	M22x1,5 RHT
23118 01	75	26	M24x1,5 RHT
21294 01	115	26	M24x1,5 RHT
11721 01	115	26	M28x1,5 RHT
11402 01	115	26	M30x1,5 RHT
11403 01	115	26	M30x1,5 LHT
11388 01	120	26	M30x1,5 RHT
19613 01	120	26	M30x1,5 LHT
19927 01	141	26	M30x1,5 RHT
18467 01	141	26	M30x1,5 LHT
21687 01	120	28,6	M38x1,5 RHT
20565 01	80	30	M22x1,5 RHT
11505 02	120	30	M30x1,5 RHT
11492 02	120	30	M30x1,5 LHT
19555 01	135	30	M30x1,5 RHT
16859 01	135	30	M30x1,5 LHT
23775 01	120	30	M38x1,5 RHT
11723 01	120	30	M38x1,5 LHT
11944 01	120	31,5	M30x1,5 RHT
11945 01	120	31,5	M30x1,5 LHT
11394 04	120	32	M30x1,5 RHT
12280 04	120	32	M30x1,5 LHT
24445 01	145	32	M30x1,5 RHT
18007 03	155	32	M30x1,5 RHT
20398 01	135	38	M30x1,5 RHT
20513 01	135	38	M30x1,5 LHT
19615 01	135	38	M38x1,5 RHT
19614 01	135	38	M38x1,5 LHT
23090 01	150	38	M38x1,5 RHT
22540 01	160	45	M38x1,5 RHT
22539 01	160	45	M38x1,5 LHT

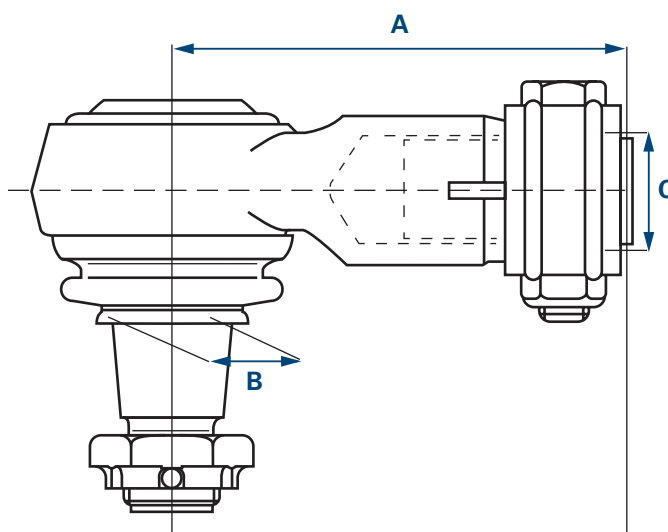


- A** Longitud
B Cono
C Rosca
 * RHT Rosca derecha
 LHT Rosca izquierda

No se otorga ninguna garantía para articulaciones que se elijan conforme a esta tabla ni para el uso de las mismas. La tabla de articulaciones angulares que se da en esta representación simplificada sirve exclusivamente para referenciar vehículos incluido.

Articulación angular – Rosca interior

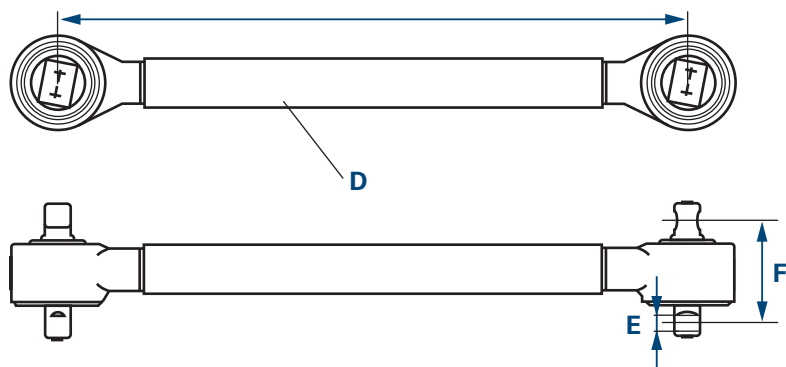
	A [mm]	B [mm]	C*
19851 01	70	22	M18x1,5 RHT
23176 01	65	22	M20x1,5 RHT
21787 01	85	22	M22x1,5 RHT
34085 01	115	26	M26x1,5 RHT
22534 01	120	26	M30x1,5 RHT
27634 01	88	28,6	M26x1,5 RHT
28792 01	120	28,6	M26x1,5 RHT
21076 01	80	30	M22x1,5 RHT
19783 01	95	30	M22x1,5 RHT
12974 01	95	30	M24x1,5 RHT
33772 01	75	30	M26x1,5 RHT
21075 01	80	30	M26x1,5 RHT
33771 01	90	30	M26x1,5 RHT
19537 01	95	30	M26x1,5 RHT
23169 01	95	30	M28x1,5 RHT
22535 01	120	30	M30x1,5 RHT
19538 01	86	31,5	M22x1,5 RHT
23166 01	120	38	M24x1,5 RHT
18461 01	85	38	M26x1,5 RHT
27632 01	100	38	M26x1,5 RHT
23165 01	105	38	M30x1,5 RHT
30756 01	90	38	M36x1,5 RHT
11624 01	165	38	M48x1,5 RHT
11623 01	165	38	M48x1,5 LHT



- A** Longitud
B Cono
C Rosca
 * RHT Rosca derecha
 LHT Rosca izquierda

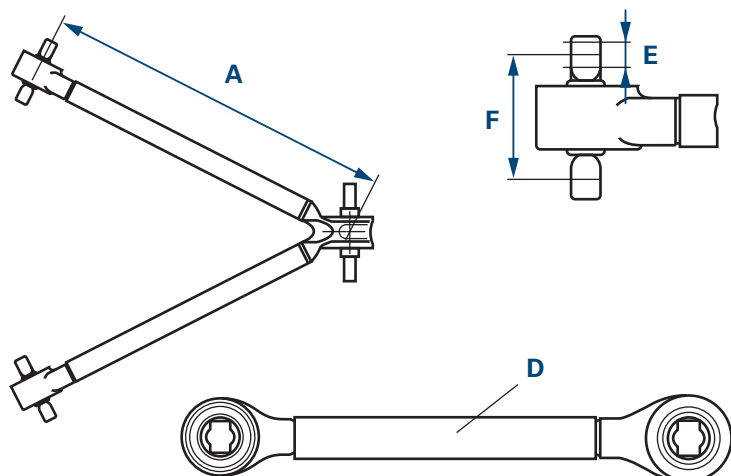
No se otorga ninguna garantía para articulaciones que se elijan conforme a esta tabla ni para el uso de las mismas.
 La tabla de articulaciones angulares que se da en esta representación simplificada sirve exclusivamente para referenciar vehículos incluido.

Puntal de eje



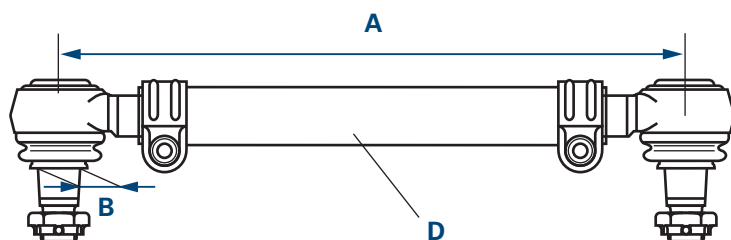
- A Longitud
- D Diámetro
- E Diámetro del orificio
- F Distancia de orificio

Brazo oscilante triangular



- A Longitud
- D Diámetro
- E Diámetro del orificio
- F Distancia de orificio

Barra de dirección y de acoplamiento



- A Longitud
- B Cono
- D Diámetro

DE

Memo

EN

FR

ES

IT

PL

RU

EL

ZH

A large rectangular area with horizontal grey lines, serving as a template for writing a memo. The lines are evenly spaced and cover the majority of the page's content area.

Informazioni generali



Tutti i prodotti riportati in questo catalogo possono essere impiegati solo dal personale qualificato di una autofficina.

Per soddisfare le vostre richieste, abbiamo bisogno del numero di ordine completo, ad esempio:

Tirante trasversale 36762 01

In caso di dubbio fornire il nome del modello e l'anno di costruzione del veicolo per il quale è destinato l'articolo desiderato.

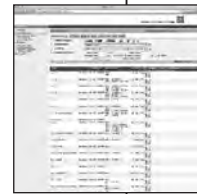
Tutti i diritti riservati. La riproduzione o la condivisione di questo catalogo, anche parziale, per la realizzazione di un proprio catalogo non sono consentite previo consenso espresso.

I numeri dei ricambi del produttore di veicoli servono solo a scopi comparativi. Un utilizzo di tali dati in fatture inviate ai proprietari dei veicoli non è consentito.

Le condizioni commerciali generali aggiornate sono reperibili all'indirizzo www.zf.com/services/documents

www.zf.com/services/catalog

WebCat
Catalogo online



InCat
Catalogo elettronico









PrintCat
Cataloghi stampati



Indice

Index	U2
Simboli	U3 U6
Assali anteriori	U4
Assali posteriori	U5
Informazioni generali	V35
Struttura del catalogo	V36
Traduzioni	V37 - V40
Snodo angolare – Filettatura esterna	V41
Snodo angolare – Filettatura interna	V42
Asta di reazione, Trapezio, Tirante laterale e trasversale	V43
Elenco dei pezzi componenti	790 - 793
Lista aritmetica	794 - 802
Elenco di confronto	803 - 804
Nuove acquisizioni	805 - 807
Numeri d'ordinazione modificati	808

Struttura del catalogo

Pos	Icona	Periodo di costruzione del modello	Configurazione assali	Nota sull'utilizzo delle parti	Numero articolo incl. numero lista pezzi	Numero di riscontro	Ref.
LEMFÖRDER 							
MERCEDES-BENZ							
ACTROS 2024 - 2055 4x2 04.96 -							
1		Lenkstange / Centre Rod Assembly Schubstange / Push Rod einseitig verstellbar / Adjustable on one side Länge [mm] / Length [mm]:895 Konusmaß [mm] / Cone Size [mm]:28,6 Rohr-Ø [mm] / Pipe Ø [mm]:36 mit Zubehör / with accessories mit Sicherungsmutter / with lock nut				25721 01 ▲ 23077 01	002 460 46 05
		2031 2040	04.97 - 10.02 09.96 - 10.02		Lenkstockhebel zur 1. VA / Pitman Arm to 1st FA Trommelbremse / Drum Brake Radstand [mm] / Wheelbase [mm]:4500 Radstand [mm] / Wheelbase [mm]:4800 Radstand [mm] / Wheelbase [mm]:5400 Baumuster / Type:950.013-014/016		(6) (85) (101) (69) (58) (80) (140) (138)
		2031 S 2035 S 2040 S 2053 S	04.96 - 10.02 04.96 - 10.02 04.96 - 10.02 04.96 - 10.02		Lenkstockhebel zur 1. VA / Pitman Arm to 1st FA Trommelbremse / Drum Brake Radstand [mm] / Wheelbase [mm]:3600 Baumuster / Type:954.012		(66) (86) (76) (76) (76)
		2031 K	04.97 - 10.02		Lenkstockhebel zur 1. VA / Pitman Arm to 1st FA Trommelbremse / Drum Brake 1.VA / 1st FA Radstand [mm] / Wheelbase [mm]:3900 Baumuster / Type:952.013		(66) (86) (15) (76) (28)
							(66) (86) (76) (76)

Numero posizione

Periodo di costruzione del veicolo

Rimando traduzione

Traduzioni

- (1) Snodo assiale, tirante trasversale
- (2) Soffietto, sterzo
- (3) Testa sferica, tiranteria cambio
- (4) Supporto, braccio sospensione
- (5) Braccio sospensione, sospensione ruota
- (6) Tirante sterzo
- (7) Kit riparazione, braccio sospensione
- (8) Vite, regolazione convergenza
- (9) Tirante trasversale
- (10) Testa del tirante trasversale Estremità del tirante trasversale
- (11) Asta / Barra, barra stabilizzatrice
- (12) Snodo portante / Di guida
- (13) Snodo angolare
- (14) 1°AP
- (15) 1°AA
- (16) 2°AP
- (17) 2°AA
- (18) Interasse [mm]
- (19) Versione assale
- (20) Carico per assale AA da [kg]
- (21) Carico per assale AA fino a [kg]
- (22) Carico per assale [kg]
- (23) Carico per assale [t]
- (24) Gruppo
- (25) Assale motore
- (26) Numero articolo degli accessori consigliati
- (27) Filettatura esterna [mm]
- (28) Modello
- (29) Betoniera
- (30) Ø alesaggio 1 / Ø alesaggio 2 [mm]
- (31) Ø alesaggio 1 [mm]
- (32) Ø alesaggio 2 [mm]
- (33) Ø alesaggio [mm]
- (34) DIN/ISO
- (35) Spessore [mm]
- (36) Gruppo con assale in tandem
- (37) Assale in tandem con due assali motori
- (38) Trapezio (veicolo commerciale)
- (39) Barra di pressione
- (40) Diametro 1 / Diametro 2 [mm]
- (41) Diametro [mm]
- (42) Montaggio sullo stabilizzatore supplementare
- (43) Informazioni integrative: Con anello laminare
- (44) Altezza telaio bassa 868 mm
- (45) Larghezza veicolo 2300 mm
- (46) Asta di guida
- (47) Assale anteriore a gomito
- (48) Assale anteriore diritto
- (49) Dimensioni filettatura

(50) Dimensioni filettatura 1

(51) Dimensioni filettatura 2

(52) Diametro interno 1 [mm]

(53) Diametro interno 2 [mm]

(54) Filettatura interna

(55) Filettatura interna [mm]

(56) Ribaltabile

(57) Veicolo municipale

(58) Calibro conico [mm]

(59) Passo codolo conico

(60) Asta di aggancio

(61) Asse del perno

(62) Tirante sterzo su leva sterzo

(63) Tirante sterzo su leva intermedia 1

(64) Leva dello sterzo per leva intermedia

(65) Leva dello sterzo per leva intermedia 1

(66) Leva dello sterzo per 1° AA

(67) Distanza foro 1 / Distanza foro 2

(68) Numero fori

(69) Lunghezza [mm]

(70) Braccio longitudinale

(71) Cuscinetto molecolare

(72) Veicolo della nettezza urbana

(73) Asta oscillante

(74) Cassonato / Telaio

(75) Braccio trasversale

(76) Passo [mm]

(77) Passo fino a [mm]

(78) Passo da [mm]

(79) Altezza telaio 470 mm

(80) Ø tubo [mm]

(81) Motrice

(82) Dischi / Tamburo

(83) Freno a disco

(84) Assale trainato

(85) Asta di spinta

(86) Freno a tamburo

(87) Numero assale anteriore

(88) Assale anteriore aggiunto

(89) Leva intermedia 1 per cuscinetto intermedio 2

(90) Leva intermedia 2 per cuscinetto intermedio 3

(91) Leva intermedia per assale anteriore

(92) Leva intermedia per assale anteriore 2

(93) Da numero assale

(94) Sulla leva sterzo

(95) Sul cilindro dello sterzo

(96) Sulla tiranteria del cambio

(97) Sulla leva intermedia

(98) Su tirante sterzo all'assale anteriore 2

Traduzioni

- (99) Su tirante trasversale
- (100) Regolabile bilateralmente
- (101) Regolabile unilateralmente
- (102) Per
- (103) Per trapezio (veicolo commerciale)
- (104) Per veicoli con cambio automatico
- (105) Per veicoli con sospensioni a balestra
- (106) Per veicoli con cabina doppia
- (107) Per veicoli con assale sollevabile
- (108) Per veicoli con sospensioni pneumatiche
- (109) Per veicoli con presa di forza
- (110) Per veicoli con retarder
- (111) Per veicoli con tiranteria cambio
- (112) Per veicoli con stabilizzatore
- (113) Per veicoli con sospensione pneumatica parziale
- (114) Per veicoli con assale posteriore aggiunto sterzante
- (115) Per veicoli con assale anteriore aggiunto sterzante
- (116) Per veicoli con assale anteriore aggiunto rigido
- (117) Per veicoli con stabilizzatore rinforzato
- (118) Per veicoli senza presa di forza
- (119) Per veicoli senza retarder
- (120) Per veicoli dei vigili del fuoco
- (121) Per veicoli con peso complessivo consentito [t]
- (122) Per asta di guida
- (123) Per spazzatrici
- (124) Per veicoli con guida a sinistra / a destra
- (125) Per braccio longitudinale
- (126) Per braccio trasversale
- (127) Per filetto destrorso
- (128) Per biella
- (129) A gomito
- (130) Longitudinale
- (131) Con filettatura esterna
- (132) Con pneumatici gemelli
- (133) Con filettatura interna
- (134) Con dado a corona
- (135) Con filettatura sinistrorsa
- (136) Con molle paraboliche
- (137) Con filettatura destrorsa
- (138) Con dado di sicurezza
- (139) Con anello di sicurezza
- (140) Con accessori
- (141) Non per
- (142) Non per veicoli con larghezza 2300 mm
- (143) Non per veicoli con assale posteriore aggiunto rigido
- (144) Non per misura cerchi [pollici]
- (145) Non per cerchio a canale
- (146) Non regolabile
- (147) Telaio basso

DE

Traduzioni

EN

(148) Distributore superiore

(149) Senza accessori

(150) Regolabile

(151) Dalla 1a alla 2a leva intermedia

(152) Dalla leva dello sterzo alla leva intermedia

FR

ES

IT


PL

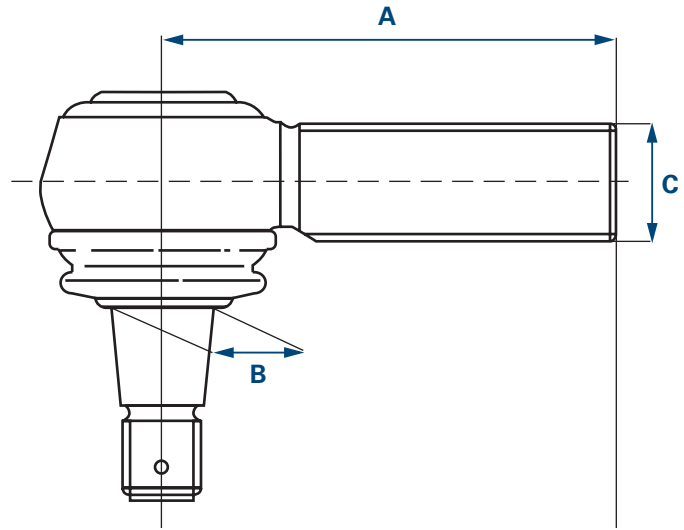
RU

EL

ZH

Snodo angolare – Filettatura esterna

	A [mm]	B [mm]	C*
21789 01	95	18	M18x1,5 RHT
19452 01	95	18	M18x1,5 LHT
11391 01	95	18	M22x1,5 RHT
20492 01	95	18	M22x1,5 LHT
11380 01	105	22	M24x1,5 RHT
11381 01	105	22	M24x1,5 LHT
11378 01	105	22	M28x1,5 RHT
11379 01	105	22	M28x1,5 LHT
20915 01	115	22	M28x1,5 RHT
14982 01	75	26	M22x1,5 RHT
23118 01	75	26	M24x1,5 RHT
21294 01	115	26	M24x1,5 RHT
11721 01	115	26	M28x1,5 RHT
11402 01	115	26	M30x1,5 RHT
11403 01	115	26	M30x1,5 LHT
11388 01	120	26	M30x1,5 RHT
19613 01	120	26	M30x1,5 LHT
19927 01	141	26	M30x1,5 RHT
18467 01	141	26	M30x1,5 LHT
21687 01	120	28,6	M38x1,5 RHT
20565 01	80	30	M22x1,5 RHT
11505 02	120	30	M30x1,5 RHT
11492 02	120	30	M30x1,5 LHT
19555 01	135	30	M30x1,5 RHT
16859 01	135	30	M30x1,5 LHT
23775 01	120	30	M38x1,5 RHT
11723 01	120	30	M38x1,5 LHT
11944 01	120	31,5	M30x1,5 RHT
11945 01	120	31,5	M30x1,5 LHT
11394 04	120	32	M30x1,5 RHT
12280 04	120	32	M30x1,5 LHT
24445 01	145	32	M30x1,5 RHT
18007 03	155	32	M30x1,5 RHT
20398 01	135	38	M30x1,5 RHT
20513 01	135	38	M30x1,5 LHT
19615 01	135	38	M38x1,5 RHT
19614 01	135	38	M38x1,5 LHT
23090 01	150	38	M38x1,5 RHT
22540 01	160	45	M38x1,5 RHT
22539 01	160	45	M38x1,5 LHT




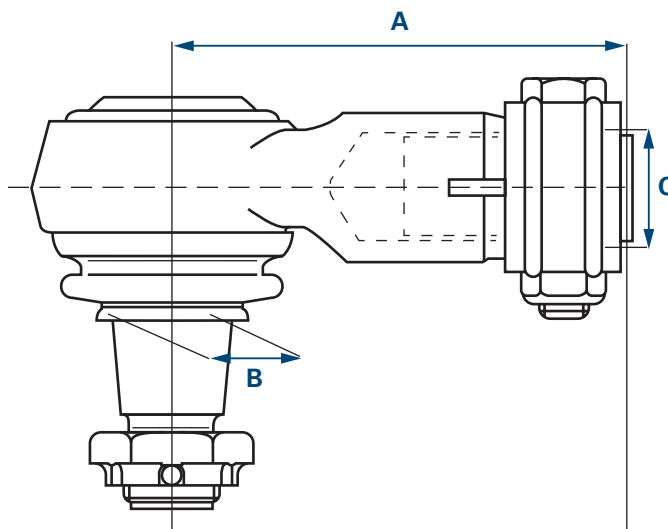
- A** Lunghezza
- B** Cono
- C** Filettatura
- * RHT Filettatura destrorsa
- LHT Filettatura sinistrorsa

Non sussiste alcuna garanzia per i giunti scelti dall'utente secondo questa tabella e il loro utilizzo.

La tabella degli snodi angolari in questa rappresentazione semplificata funge esclusivamente da riferimento per i veicoli contenuti in questo catalogo.

Snodo angolare – Filettatura interna

	A [mm]	B [mm]	C*
19851 01	70	22	M18x1,5 RHT
23176 01	65	22	M20x1,5 RHT
21787 01	85	22	M22x1,5 RHT
34085 01	115	26	M26x1,5 RHT
22534 01	120	26	M30x1,5 RHT
27634 01	88	28,6	M26x1,5 RHT
28792 01	120	28,6	M26x1,5 RHT
21076 01	80	30	M22x1,5 RHT
19783 01	95	30	M22x1,5 RHT
12974 01	95	30	M24x1,5 RHT
33772 01	75	30	M26x1,5 RHT
21075 01	80	30	M26x1,5 RHT
33771 01	90	30	M26x1,5 RHT
19537 01	95	30	M26x1,5 RHT
23169 01	95	30	M28x1,5 RHT
22535 01	120	30	M30x1,5 RHT
19538 01	86	31,5	M22x1,5 RHT
23166 01	120	38	M24x1,5 RHT
18461 01	85	38	M26x1,5 RHT
27632 01	100	38	M26x1,5 RHT
23165 01	105	38	M30x1,5 RHT
30756 01	90	38	M36x1,5 RHT
11624 01	165	38	M48x1,5 RHT
11623 01	165	38	M48x1,5 LHT

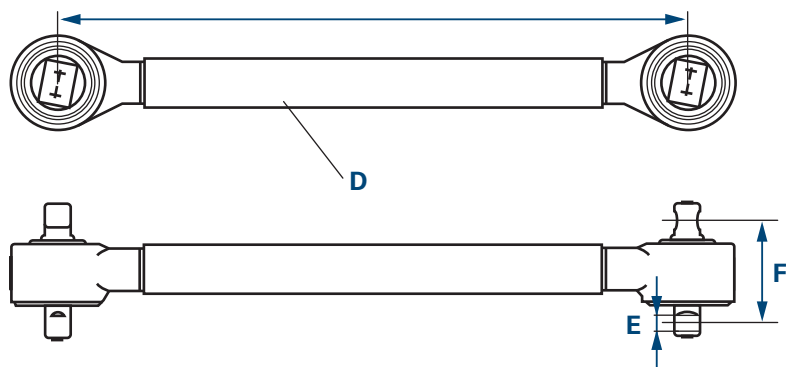


- A** Lunghezza
B Cono
C Filettatura
 * RHT Filettatura destrorsa
 LHT Filettatura sinistrorsa

Non sussiste alcuna garanzia per i giunti scelti dall'utente secondo questa tabella e il loro utilizzo.

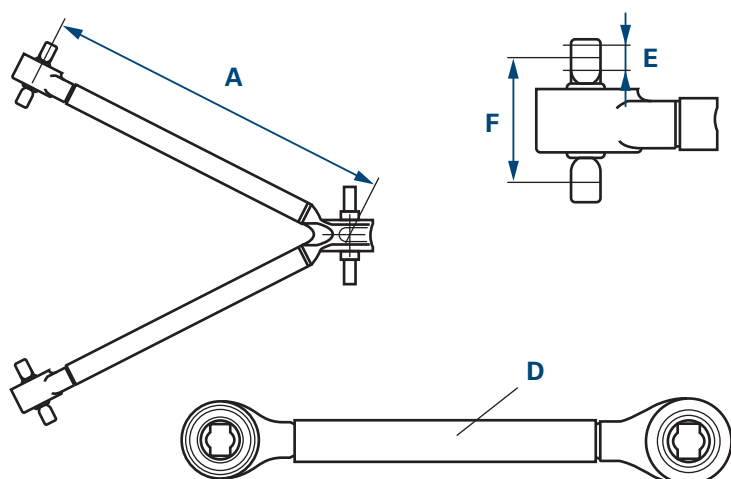
La tabella degli snodi angolari in questa rappresentazione semplificata funge esclusivamente da riferimento per i veicoli contenuti in questo catalogo.

Asta di reazione



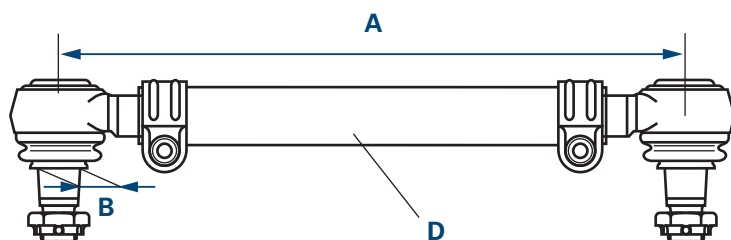
- A Lunghezza
- D Diametro
- E Diametro alesaggio
- F Distanza fori

Trapezio



- A Lunghezza
- D Diametro
- E Diametro alesaggio
- F Distanza fori

Tirante laterale e trasversale



- A Lunghezza
- B Cono
- D Diametro

DE

Memo

EN

FR

ES

IT

PL

RU

EL

ZH

A large rectangular area with horizontal grey lines, serving as a template for writing a memo. The lines are evenly spaced and cover the majority of the page's content area.

Ogólna informacja



Wszystkie produkty wymienione w tym katalogu mogą być montowane wyłącznie przez wykwalifikowany personel serwisu samochodowego.

W przypadku zamówień niezbędny jest pełny numer zamówieniowy, na przykład:

Drażek kierowniczy poprzeczny 36762 01

W razie wątpliwości proszę podawać oznaczenie typu i rok produkcji pojazdu, dla którego przeznaczony jest żądany artykuł.

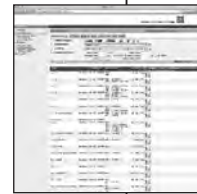
Wszelkie prawa zastrzeżone. Powielanie lub wykorzystywanie niniejszego katalogu, w całości lub częściowo, do sporządzenia innego katalogu jest niedozwolone bez uzyskania wyraźnej zgody. Numery części zamiennych producentów samochodów służą tylko do celów porównawczych.

Wykorzystywanie tego rodzaju danych na rachunkach wystawianych pod adresem posiadacza samochodu jest zabronione.

Aktualne ogólne warunki handlowe można znaleźć tutaj www.zf.com/services/documents

www.zf.com/services/catalog

WebCat
Katalog online



InCat
Katalog elektroniczny



PrintCat
Drukowane katalogi



Spis treści

Index	U2
Symbole	U3 U6
Osie przednie	U4
Osie tylne	U5
Ogólna informacja	V45
Struktura katalogu	V46
Tłumaczenia	V47 - V50
Przegub kątowy – Gwint zewnętrzny	V51
Przegub kątowy – Gwint wewnętrzny	V52
Rozpórka osi, Wahacz trójkątny, Drażek kierowniczy poprzeczny	V53
Wykaz elementów	790 - 793
Lista z numerami	794 - 802
Lista porównawcza	803 - 804
Nowe produkty	805 - 807
Zmienione numery zamówienia	808

V45

DE

EN

FR

ES

IT

PL

RU

EL

ZH

Struktura katalogu


Okres produkcji modelu












Numer porównawczy

Numer artykułu z numerem listy części

Wskazówka dot. stosowania części

Konfiguracja osi

LEMFÖRDER 

Pos						Ref.	
MERCEDES-BENZ							
ACTROS 2024 - 2055							
4x2		04.96 -					
1	Lenkstange / Centre Rod Assembly Schubstange / Push Rod einseitig verstellbar / Adjustable on one side Länge [mm] / Length [mm]:895 Konusmaß [mm] / Cone Size [mm]:28,6 Rohr-Ø [mm] / Pipe Ø [mm]:36 mit Zubehör / with accessories mit Sicherungsmutter / with lock nut	(6) (85) (101) (69) (58) (80) (140) (138)				25721 01  23077 01	002 460 46 05
	2031 2040	04.97 - 10.02 09.96 - 10.02		Lenkstockhebel zur 1. VA / Pitman Arm to 1st FA Trommelbremse / Drum Brake Radstand [mm] / Wheelbase [mm]:4500 Radstand [mm] / Wheelbase [mm]:4800 Radstand [mm] / Wheelbase [mm]:5400 Baumuster / Type:950.013-014/016	(66) (86) (76) (76) (76)		
	2031 S 2035 S 2040 S 2053 S	04.96 - 10.02 04.96 - 10.02 04.96 - 10.02 04.96 - 10.02		Lenkstockhebel zur 1. VA / Pitman Arm to 1st FA Trommelbremse / Drum Brake Radstand [mm] / Wheelbase [mm]:3600 Baumuster / Type:954.012	(66) (86) (76) (28)		
	2031 K	04.97 - 10.02		Lenkstockhebel zur 1. VA / Pitman Arm to 1st FA Trommelbremse / Drum Brake 1.VA / 1st FA Radstand [mm] / Wheelbase [mm]:3900 Baumuster / Type:952.013	(66) (86) (15) (76) (28)		

Okres produkcji pojazdu

Numer pozycji

Odsyłacz do tłumaczenia

Tłumaczenia

DE

EN

FR

ES

IT

PL

RU

EL

ZH

- (1) Przegub osiowy, drążek kierowniczy poprzeczny
- (2) Mieszek sprężysty, układ kierowniczy
- (3) Główka kulista, mechanizm drążkowy zmiany biegów
- (4) Ułożyskowanie, wahacz
- (5) Wahacz, zawieszenie kół
- (6) Drążek kierowniczy podłużny
- (7) Zestaw naprawczy, wahacz
- (8) Śruba, regulacja zbieżności
- (9) Drążek kierowniczy poprzeczny
- (10) Przegub drążka kierowniczego poprzecznego
- (11) Drążek / Słupki, stabilizator
- (12) Przegub nośny / Prowadzący
- (13) Przegub kątowy
- (14) 1.OT
- (15) 1.OP
- (16) 2.OT
- (17) 2.OP
- (18) Rozstaw osi [mm]
- (19) Rodzaj osi
- (20) Obciążenie przedniej osi od [kg]
- (21) Obciążenie przedniej osi do [kg]
- (22) Nacisk na oś [kg]
- (23) Nacisk na oś [t]
- (24) Agregat
- (25) Oś napędowa
- (26) Numer artykułu zalecanego wyposażenia
- (27) Gwint zewnętrzny [mm]
- (28) Wzór konstrukcyjny
- (29) Betoniarka
- (30) \varnothing otworu 1 / \varnothing otworu 2 [mm]
- (31) \varnothing otworu 1 [mm]
- (32) \varnothing otworu 2 [mm]
- (33) \varnothing otworu [mm]
- (34) DIN/ISO
- (35) Grubość [mm]
- (36) Agregat dwuosiowy
- (37) Oś podwójna z dwiema napędzanymi osiami
- (38) Wahacz trójkątny (pojazdów użytkowych)
- (39) Drążek dociskowy
- (40) Średnica 1 / Średnica 2 [mm]
- (41) Średnica [mm]
- (42) Zabudowa na dodatkowym stabilizatorze
- (43) Dodatkowe informacje: Z pierścieniem tłokowym wielowarstwowym
- (44) Wysokość podwozia niska 868 mm
- (45) Szerokość pojazdu 2300 mm
- (46) Drążek prowadzący
- (47) Wygięta oś przednia
- (48) Prosta oś przednia
- (49) Wymiar gwintu

(50) Wymiar 1 gwintu

(51) Wymiar 2 gwintu

(52) Średnica wewnętrzna 1 [mm]

(53) Średnica wewnętrzna 2 [mm]

(54) Gwint wewnętrzny

(55) Gwint wewnętrzny [mm]

(56) Wywrotka

(57) Pojazd komunalny

(58) Wymiar stożka [mm]

(59) Skok stożka

(60) Drążek stabilizatora

(61) Oś kierowana

(62) Drążek kierowniczy podłużny przy dźwigni zwrotnicy

(63) Drążek kierowniczy podłużny przy dźwigni pośredniej 1

(64) Ramię kierownicy do dźwigni pośredniej

(65) Ramię kierownicy do dźwigni pośredniej 1

(66) Ramię kierownicy do 1. osi przedniej

(67) Rozstaw otworów 1 / Rozstaw otworów 2

(68) Liczba otworów

(69) Długość [mm]

(70) Wahacz wzdluzny

(71) Łożysko molekularne

(72) Śmieciarka

(73) Drążek wahliwy

(74) Platforma / Podwozie

(75) Wahacz poprzeczny

(76) Rozstaw kół [mm]

(77) Rozstaw kół do [mm]

(78) Rozstaw kół od [mm]

(79) Wysokość ramy 470 mm

(80) Rura o średnicy Ø [mm]

(81) Ciągnik siodłowy

(82) Tarcze / Bębny

(83) Hamulec tarczowy

(84) Oś wleczona

(85) Popychacz

(86) Hamulec bębnowy

(87) Numer przedniej osi

(88) Oś prowadząca

(89) Dźwignia pośrednia 1 do łożyska pośredniego 2

(90) Dźwignia pośrednia 2 do dźwigni pośredniej 3

(91) Dźwignia pośrednia do przedniej osi

(92) Dźwignia pośrednia do przedniej osi 2

(93) Od numeru osi

(94) Na dźwigni zwrotnicy

(95) Na cylindrze kierowniczym

(96) Na mechanizmie drążkowym zmiany biegów

(97) Na dźwigni pośredniej

(98) Do drążka kierowniczego do przedniej osi 2

Tłumaczenia

DE

EN

FR

ES

IT

PL

RU

EL

ZH

- (99) Przy drążku kierowniczym poprzecznym
- (100) Nastawny obustronnie
- (101) Nastawny jednostronnie
- (102) Do
- (103) Do wahacza trójkątnego (pojazdów użytkowych)
- (104) Do pojazdów z automatyczną skrzynią biegów
- (105) Do pojazdów z resorami piórowymi
- (106) Do pojazdów z podwójną kabiną
- (107) Do pojazdów z osią unoszoną
- (108) Do pojazdów z resorowaniem pneumatycznym
- (109) Do pojazdów z napędem pomocniczym
- (110) Do pojazdów z retarderem
- (111) Do pojazdów z mechanizmem drążkowym zmiany biegów
- (112) Do pojazdów z stabilizatorem
- (113) Do pojazdów z częściowym resorowaniem pneumatycznym
- (114) Do pojazdów z przegubową osią wleczoną
- (115) Do pojazdów z przegubową osią prowadzącą
- (116) Do pojazdów z nieruchomą osią prowadzącą
- (117) Do pojazdów z wzmocnionym stabilizatorem
- (118) Do pojazdów bez napędu dodatkowego
- (119) Do pojazdów bez retardera
- (120) Do pojazdów pożarniczych
- (121) Do pojazdów z dopuszczalnej masie całkowitej [t]
- (122) Do drążka prowadzącego
- (123) Do zamiatarek
- (124) Do kierownicy po lewej / prawej stronie
- (125) Do wahacza wzdłużnego
- (126) Do wahacza poprzecznego
- (127) Do gwintu prawoskrętnego
- (128) Do popychacza
- (129) Wygięty
- (130) Wzdłużnie
- (131) Z gwintem zewnętrznym
- (132) Z podwójnym ogumieniem
- (133) Z gwintem wewnętrznym
- (134) Z nakrętką koronową
- (135) Z gwintem lewoskrętnym
- (136) Z resorem parabolicznym
- (137) Z gwintem prawoskrętnym
- (138) Z nakrętką zabezpieczającą
- (139) Z pierścieniem zabezpieczającym
- (140) Z wyposażeniem
- (141) Nie do
- (142) Nie do pojazdów o szerokości 2300 mm
- (143) Nie do pojazdów z nieruchomą osią wleczoną
- (144) Nie do obręczy o wielkości [cale]
- (145) Nie do obręczy o wgłębionym profilu
- (146) Nie nastawny
- (147) Niska rama

DE

Tłumaczenia

EN

(148) Górny rozdzielacz

(149) Bez wyposażenia

(150) Regulowany

(151) Od 1. do 2. dźwigni pośredniej

(152) Od ramienia kierownicy do dźwigni pośredniej

FR

ES

IT


PL

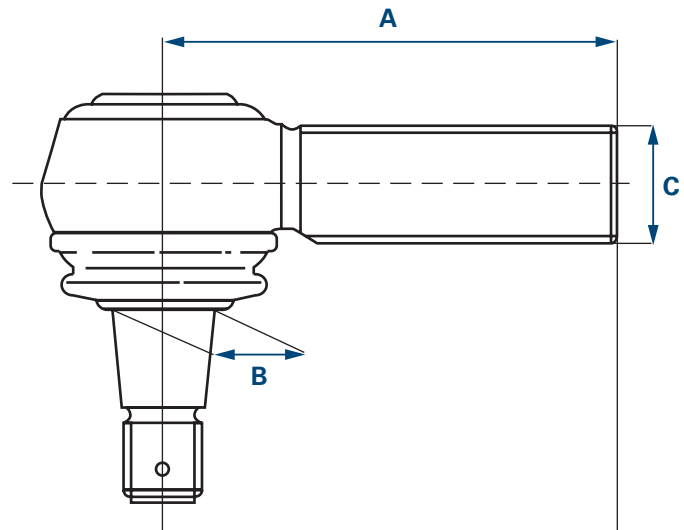
RU

EL

ZH

Przegub kątowy – Gwint zewnętrzny


 LEMFÖRDER	A [mm]	B [mm]	C*
21789 01	95	18	M18x1,5 RHT
19452 01	95	18	M18x1,5 LHT
11391 01	95	18	M22x1,5 RHT
20492 01	95	18	M22x1,5 LHT
11380 01	105	22	M24x1,5 RHT
11381 01	105	22	M24x1,5 LHT
11378 01	105	22	M28x1,5 RHT
11379 01	105	22	M28x1,5 LHT
20915 01	115	22	M28x1,5 RHT
14982 01	75	26	M22x1,5 RHT
23118 01	75	26	M24x1,5 RHT
21294 01	115	26	M24x1,5 RHT
11721 01	115	26	M28x1,5 RHT
11402 01	115	26	M30x1,5 RHT
11403 01	115	26	M30x1,5 LHT
11388 01	120	26	M30x1,5 RHT
19613 01	120	26	M30x1,5 LHT
19927 01	141	26	M30x1,5 RHT
18467 01	141	26	M30x1,5 LHT
21687 01	120	28,6	M38x1,5 RHT
20565 01	80	30	M22x1,5 RHT
11505 02	120	30	M30x1,5 RHT
11492 02	120	30	M30x1,5 LHT
19555 01	135	30	M30x1,5 RHT
16859 01	135	30	M30x1,5 LHT
23775 01	120	30	M38x1,5 RHT
11723 01	120	30	M38x1,5 LHT
11944 01	120	31,5	M30x1,5 RHT
11945 01	120	31,5	M30x1,5 LHT
11394 04	120	32	M30x1,5 RHT
12280 04	120	32	M30x1,5 LHT
24445 01	145	32	M30x1,5 RHT
18007 03	155	32	M30x1,5 RHT
20398 01	135	38	M30x1,5 RHT
20513 01	135	38	M30x1,5 LHT
19615 01	135	38	M38x1,5 RHT
19614 01	135	38	M38x1,5 LHT
23090 01	150	38	M38x1,5 RHT
22540 01	160	45	M38x1,5 RHT
22539 01	160	45	M38x1,5 LHT

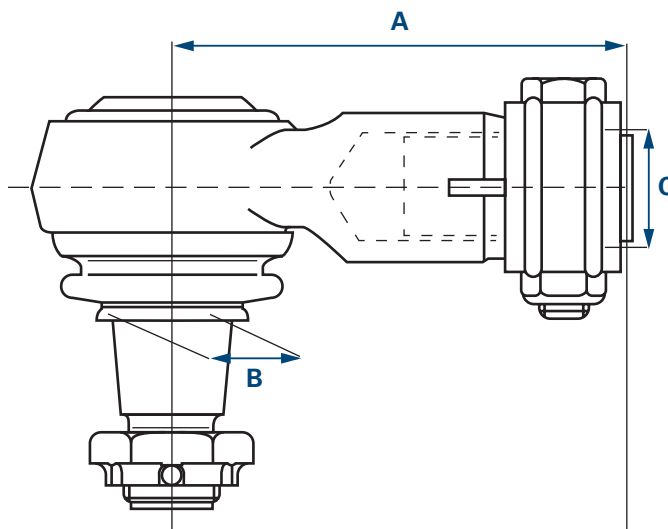


- A** Długość
- B** Stożek
- C** Gwint
- * RHT Gwint prawoskrętny
- LHT Gwint lewoskrętny

Przeguby wybrane przez Klienta samodzielnie na podstawie tej tabeli oraz ich wykorzystanie nie są objęte gwarancją. Tabela przegubów kątowych w tej uproszczonej formie służy jedynie orientacji w zakresie pojazdów przedstawionych w niniejszym katalogu.

Przegub kątowy – Gwint wewnętrzny

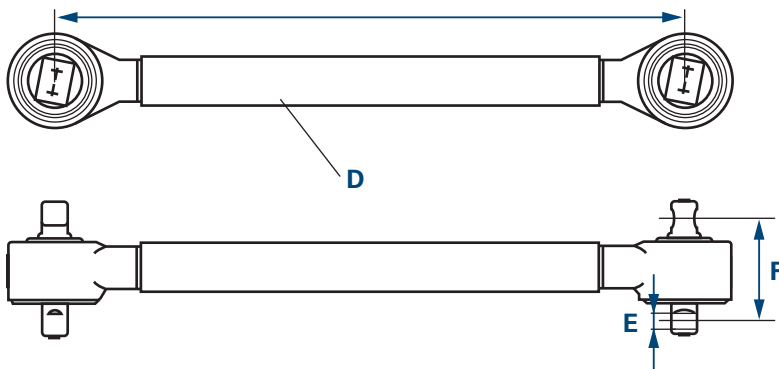
	A [mm]	B [mm]	C*
19851 01	70	22	M18x1,5 RHT
23176 01	65	22	M20x1,5 RHT
21787 01	85	22	M22x1,5 RHT
34085 01	115	26	M26x1,5 RHT
22534 01	120	26	M30x1,5 RHT
27634 01	88	28,6	M26x1,5 RHT
28792 01	120	28,6	M26x1,5 RHT
21076 01	80	30	M22x1,5 RHT
19783 01	95	30	M22x1,5 RHT
12974 01	95	30	M24x1,5 RHT
33772 01	75	30	M26x1,5 RHT
21075 01	80	30	M26x1,5 RHT
33771 01	90	30	M26x1,5 RHT
19537 01	95	30	M26x1,5 RHT
23169 01	95	30	M28x1,5 RHT
22535 01	120	30	M30x1,5 RHT
19538 01	86	31,5	M22x1,5 RHT
23166 01	120	38	M24x1,5 RHT
18461 01	85	38	M26x1,5 RHT
27632 01	100	38	M26x1,5 RHT
23165 01	105	38	M30x1,5 RHT
30756 01	90	38	M36x1,5 RHT
11624 01	165	38	M48x1,5 RHT
11623 01	165	38	M48x1,5 LHT



- A** Długość
B Stożek
C Gwint
 * RHT Gwint prawoskrętny
 LHT Gwint lewoskrętny

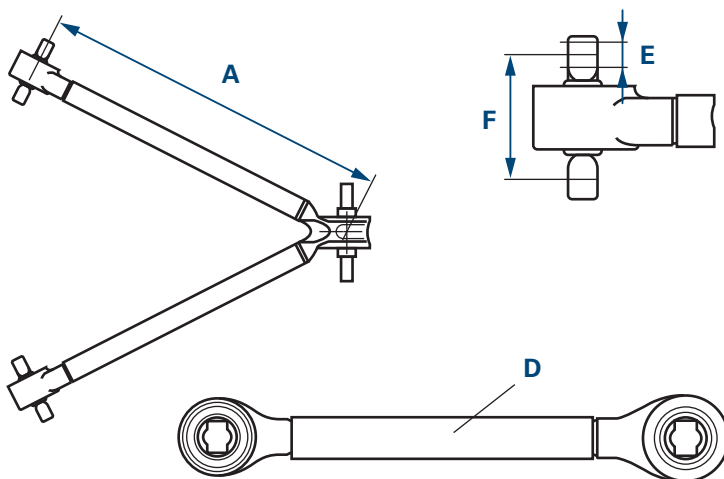
Przeguby wybrane przez Klienta samodzielnie na podstawie tej tabeli oraz ich wykorzystanie nie są objęte gwarancją. Tabela przegubów kątowych w tej uproszczonej formie służy jedynie orientacji w zakresie pojazdów przedstawionych w niniejszym katalogu.

Rozpórka osi



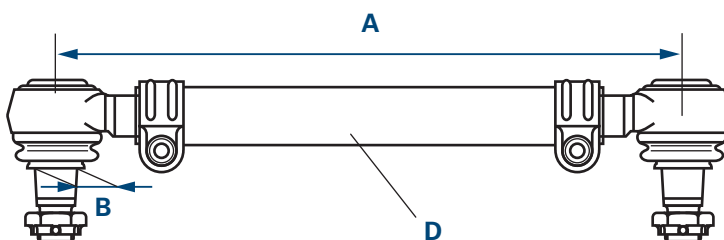
- A Długość
- D Średnica
- E Średnica otworu
- F Rozstaw otworów

Wahacz trójkątny



- A Długość
- D Średnica
- E Średnica otworu
- F Rozstaw otworów

Drażek kierowniczy poprzeczny



- A Długość
- B Stożek
- D Średnica

DE

Memo

EN

FR

ES

IT

PL

RU

EL

ZH



Все приведенные в данном каталоге продукты разрешается устанавливать только обученному персоналу автомобильной мастерской.

Для удовлетворения вашего запроса нам необходим полный номер для заказа, например:

Поперечная рулевая тяга 36762 01

В случае сомнений необходимо указать обозначение типа и год выпуска автомобиля, для которого предназначено заказываемое изделие.

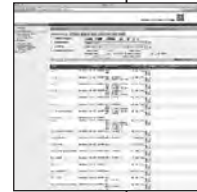
Все права защищены. Копирование либо совместное использование данного каталога в том числе частичное для составления собственного каталога недопустимо без особого на то согласия.

Номера запасных частей производителей автомобилей указаны исключительно в целях сравнения. Использование подобных данных в счетах, выставляемых владельцам автомобилей, недопустимо.

Действующие общие условия заключения сделок приведены на сайте www.zf.com/services/documents

www.zf.com/services/catalog

WebCat
Онлайн-каталог



InCat
Электронный каталог



PrintCat
Печатные каталоги



Оглавление

Index	U2
Символы	U3 U6
Передние мосты	U4
Задние мосты	U5
Общая информация	V55
Структура каталога	V56
Переводы	V57 - V60
Угловой шарнир – Наружная резьба	V61
Угловой шарнир – Внутренняя резьба	V62
Реактивная тяга, Треугольный рычаг подвески, Поперечная рулевая тяга	V63
Список комплектующих	790 - 793
Арифметический список сравнительная таблица	794 - 802
Новинки	803 - 804
Измененные номера для заказа	805 - 807


Период производства модели













Сравнительный номер

Конфигурация мостов

Номер изделия, включ. номер спецификации

Указание по использованию деталей

LEMFÖRDER 

Pos						Ref.	
MERCEDES-BENZ							
ACTROS 2024 - 2055							
	4x2		04.96 -				
 1	Lenkstange / Centre Rod Assembly Schubstange / Push Rod einseitig verstellbar / Adjustable on one side Länge [mm] / Length [mm]:895 Konusmaß [mm] / Cone Size [mm]:28,6 Rohr-Ø [mm] / Pipe Ø [mm]:36 mit Zubehör / with accessories mit Sicherungsmutter / with lock nut	(6) (85) (101) (69) (58) (80) (140) (138)				25721 01  23077 01	002 460 46 05
	2031 2040	04.97 - 10.02 09.96 - 10.02		Lenkstockhebel zur 1. VA / Pitman Arm to 1st FA Trommelbremse / Drum Brake Radstand [mm] / Wheelbase [mm]:4500 Radstand [mm] / Wheelbase [mm]:4800 Radstand [mm] / Wheelbase [mm]:5400 Baumuster / Type:950.013-014/016	(66) (86) (76) (76) (76)		
	2031 S 2035 S 2040 S 2053 S	04.96 - 10.02 04.96 - 10.02 04.96 - 10.02 04.96 - 10.02		Lenkstockhebel zur 1. VA / Pitman Arm to 1st FA Trommelbremse / Drum Brake Radstand [mm] / Wheelbase [mm]:3600 Baumuster / Type:954.012	(66) (86) (76) (28)		
	2031 K	04.97 - 10.02		Lenkstockhebel zur 1. VA / Pitman Arm to 1st FA Trommelbremse / Drum Brake 1.VA / 1st FA Radstand [mm] / Wheelbase [mm]:3900 Baumuster / Type:952.013	(66) (86) (15) (76) (28)		

Период производства автомобиля

Ссылка на перевод

Номер позиции

Переводы

(1)	Осевой шарнир, поперечная рулевая тяга
(2)	Кожух, рулевое управление
(3)	Шаровая головка, рычажный механизм переключения передач
(4)	Опора, рычаг подвески колеса
(5)	Рычаг подвески колеса, подвеска колеса
(6)	Продольная рулевая тяга
(7)	Ремкомплект, рычаг подвески колеса
(8)	Винт, регулировка схождения
(9)	Поперечная рулевая тяга
(10)	Наконечник поперечной рулевой тяги
(11)	Штанга / Растяжка, стабилизатор
(12)	Шаровая опора / Шарнир поворотного рычага
(13)	Угловой шарнир
(14)	1-й ЗМ
(15)	1-й ПМ
(16)	2-й ЗМ
(17)	2-й ПМ
(18)	Межосевое расстояние [мм]
(19)	Исполнение моста
(20)	Осевая нагрузка VA, от [кг]
(21)	Осевая нагрузка VA, до [кг]
(22)	Осевая нагрузка [кг]
(23)	Осевая нагрузка [т]
(24)	Агрегат
(25)	Ведущий мост
(26)	Номер изделия рекомендованных комплектующих
(27)	Наружная резьба [мм]
(28)	Модель
(29)	Бетономешалка
(30)	Ø отверстия 1 / Ø отверстия 2 [мм]
(31)	Ø отверстия 1 [мм]
(32)	Ø отверстия 2 [мм]
(33)	Ø отверстия [мм]
(34)	DIN/ISO
(35)	Толщина [мм]
(36)	Двухосная тележка
(37)	Сдвоенная ось с двумя приводными осями
(38)	Треугольный рычаг подвески (груз. авт.)
(39)	Нажимная штанга
(40)	Диаметр 1 / Диаметр 2 [мм]
(41)	Диаметр [мм]
(42)	Монтаж на дополнительном стабилизаторе
(43)	Дополнительная информация: С фрикционным диском
(44)	Высота шасси низкая 868 мм
(45)	Ширина автомобиля 2300 мм
(46)	Направляющая штанга
(47)	Изогнутый передний мост
(48)	Прямой передний мост
(49)	Размер резьбы

(50) Размер резьбы 1

(51) Размер резьбы 2

(52) Внутренний диаметр 1 [мм]

(53) Внутренний диаметр 2 [мм]

(54) Внутренняя резьба

(55) Внутренняя резьба [мм]

(56) Самосвал

(57) Автомобиль коммунального хозяйства

(58) Размер конуса [мм]

(59) Уклон конуса

(60) Соединительная тяга

(61) Управляемый мост

(62) Продольная рулевая тяга к рулевой сошке

(63) Продольная рулевая тяга к промежуточному рычагу 1

(64) Сошка рулевого управления к промежуточному рычагу

(65) Сошка рулевого управления к промежуточному рычагу 1

(66) Сошка рулевого управления к 1-му ПМ

(67) Расстояние между отверстиями 1 / Расстояние между отверстиями 2

(68) Количество отверстий

(69) Длина [мм]

(70) Продольный рычаг подвески

(71) Молекулярная опора

(72) Мусороуборочная машина

(73) Маятниковая тяга

(74) Грузовая платформа / шасси

(75) Поперечный рычаг подвески

(76) Колесная база [мм]

(77) Колесная база до [мм]

(78) Колесная база от [мм]

(79) Высота рамы 470 мм

(80) Ø трубы [мм]

(81) Седельный тягач

(82) Диски / барабан

(83) Дисковый тормозной механизм

(84) Дополнительный поддерживающий мост

(85) Толкающая штанга

(86) Барабанный тормозной механизм

(87) Номер переднего моста

(88) Поддерживающий мост

(89) Промежуточный рычаг 1 к промежуточному подшипнику 2

(90) Промежуточный рычаг 2 к промежуточному рычагу 3

(91) Промежуточный рычаг к переднему мосту

(92) Промежуточный рычаг к переднему мосту 2

(93) Начиная с номера моста

(94) На рулевой сошке

(95) На цилиндре гидроусилителя рулевого привода

(96) На переключающих тягах и рычагах

(97) На промежуточном рычаге

(98) На продольной рулевой тяге к переднему мосту 2

- (99) На поперечной рулевой тяге
- (100) С двухсторонней регулировкой
- (101) С односторонней регулировкой
- (102) Для
- (103) Для треугольного рычага подвески (груз. авт.)
- (104) Для автомобилей с автоматической коробкой передач
- (105) Для автомобилей с листовыми рессорами
- (106) Для автомобилей с сдвоенной кабиной
- (107) Для автомобилей с дополнительным мостом
- (108) Для автомобилей с пневмоподвеской
- (109) Для автомобилей с механизмом отбора мощности
- (110) Для автомобилей с ретардером
- (111) Для автомобилей с рычажным механизмом переключения передач
- (112) Для автомобилей с стабилизатором
- (113) Для автомобилей с полупневматической подвеской
- (114) Для автомобилей с управляемым поддерживающим мостом
- (115) Для автомобилей с управляемым поддерживающим мостом перед ведущим мостом
- (116) Для автомобилей с жестким поддерживающим мостом перед ведущим мостом
- (117) Для автомобилей с усиленным стабилизатором
- (118) Для автомобилей без механизма отбора мощности
- (119) Для автомобилей без ретардера
- (120) Для пожарных автомобилей
- (121) Для автомобилей с полной массой транспортного средства [т]
- (122) Для направляющей штанги
- (123) Для мусороуборочных машин
- (124) Для автомобилей с левым / правым расположением руля
- (125) Для продольного рычага подвески
- (126) Для поперечного рычага подвески
- (127) Для правой резьбы
- (128) Для толкающей штанги
- (129) Изогнутый
- (130) Продольно
- (131) С наружной резьбой
- (132) С сдвоенными шинами
- (133) С внутренней резьбой
- (134) С корончатой гайкой
- (135) С левой резьбой
- (136) С параболической рессорой
- (137) С правой резьбой
- (138) С контргайкой
- (139) С стопорным кольцом
- (140) С принадлежностями
- (141) Не для
- (142) Не для автомобилей шириной 2300 мм
- (143) Не для автомобилей с жестким поддерживающим мостом
- (144) Не для размера колесного диска [дюймы]
- (145) Не для глубокого обода
- (146) Без регулировки
- (147) Низкая рама

DE

Переводы

EN

(148) Верхний распределитель

(149) Без принадлежностей

(150) С регулировкой

(151) От 1-го ко 2-му промежуточному рычагу

(152) От сошки рулевого управления к промежуточному рычагу

FR

ES

IT


PL

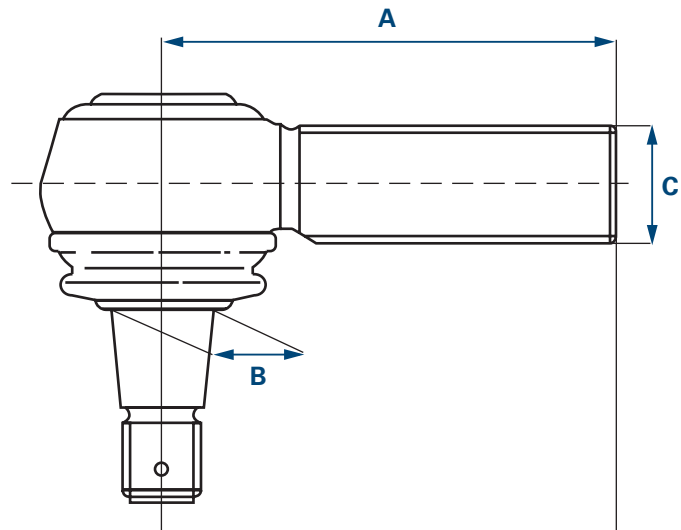
RU

EL

ZH

Угловой шарнир – Наружная резьба


 LEMFÖRDER	A [mm]	B [mm]	C*
21789 01	95	18	M18x1,5 RHT
19452 01	95	18	M18x1,5 LHT
11391 01	95	18	M22x1,5 RHT
20492 01	95	18	M22x1,5 LHT
11380 01	105	22	M24x1,5 RHT
11381 01	105	22	M24x1,5 LHT
11378 01	105	22	M28x1,5 RHT
11379 01	105	22	M28x1,5 LHT
20915 01	115	22	M28x1,5 RHT
14982 01	75	26	M22x1,5 RHT
23118 01	75	26	M24x1,5 RHT
21294 01	115	26	M24x1,5 RHT
11721 01	115	26	M28x1,5 RHT
11402 01	115	26	M30x1,5 RHT
11403 01	115	26	M30x1,5 LHT
11388 01	120	26	M30x1,5 RHT
19613 01	120	26	M30x1,5 LHT
19927 01	141	26	M30x1,5 RHT
18467 01	141	26	M30x1,5 LHT
21687 01	120	28,6	M38x1,5 RHT
20565 01	80	30	M22x1,5 RHT
11505 02	120	30	M30x1,5 RHT
11492 02	120	30	M30x1,5 LHT
19555 01	135	30	M30x1,5 RHT
16859 01	135	30	M30x1,5 LHT
23775 01	120	30	M38x1,5 RHT
11723 01	120	30	M38x1,5 LHT
11944 01	120	31,5	M30x1,5 RHT
11945 01	120	31,5	M30x1,5 LHT
11394 04	120	32	M30x1,5 RHT
12280 04	120	32	M30x1,5 LHT
24445 01	145	32	M30x1,5 RHT
18007 03	155	32	M30x1,5 RHT
20398 01	135	38	M30x1,5 RHT
20513 01	135	38	M30x1,5 LHT
19615 01	135	38	M38x1,5 RHT
19614 01	135	38	M38x1,5 LHT
23090 01	150	38	M38x1,5 RHT
22540 01	160	45	M38x1,5 RHT
22539 01	160	45	M38x1,5 LHT

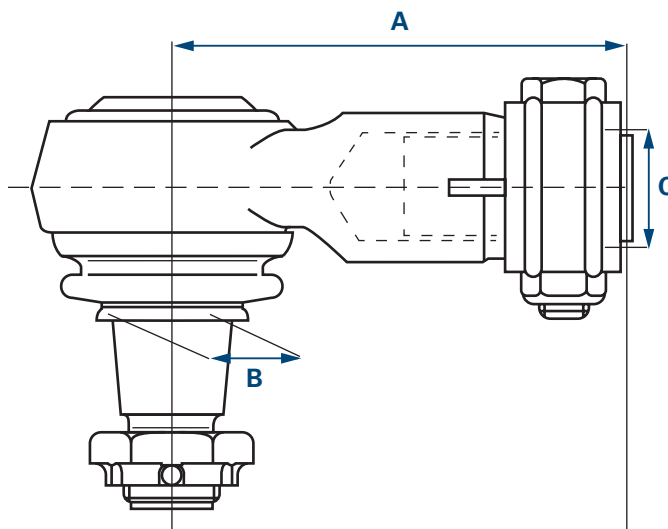


- A** Длина
B Конус
C Резьба
 * RHT Правая резьба
 LHT Левая резьба

Точность данных на шарниры, самостоятельно выбранные по этой таблице, и их использование не гарантируется. Таблица угловых шарниров и их схематичное изображение служит исключительно для соотнесения с моделями автомобилей, содержащихся в этом каталоге.

Угловой шарнир – Внутренняя резьба

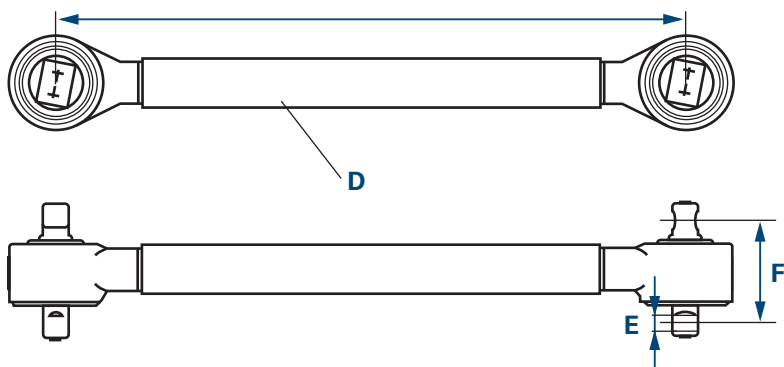
	A [mm]	B [mm]	C*
19851 01	70	22	M18x1,5 RHT
23176 01	65	22	M20x1,5 RHT
21787 01	85	22	M22x1,5 RHT
34085 01	115	26	M26x1,5 RHT
22534 01	120	26	M30x1,5 RHT
27634 01	88	28,6	M26x1,5 RHT
28792 01	120	28,6	M26x1,5 RHT
21076 01	80	30	M22x1,5 RHT
19783 01	95	30	M22x1,5 RHT
12974 01	95	30	M24x1,5 RHT
33772 01	75	30	M26x1,5 RHT
21075 01	80	30	M26x1,5 RHT
33771 01	90	30	M26x1,5 RHT
19537 01	95	30	M26x1,5 RHT
23169 01	95	30	M28x1,5 RHT
22535 01	120	30	M30x1,5 RHT
19538 01	86	31,5	M22x1,5 RHT
23166 01	120	38	M24x1,5 RHT
18461 01	85	38	M26x1,5 RHT
27632 01	100	38	M26x1,5 RHT
23165 01	105	38	M30x1,5 RHT
30756 01	90	38	M36x1,5 RHT
11624 01	165	38	M48x1,5 RHT
11623 01	165	38	M48x1,5 LHT



- A** Длина
B Конус
C Резьба
 * RHT Правая резьба
 LHT Левая резьба

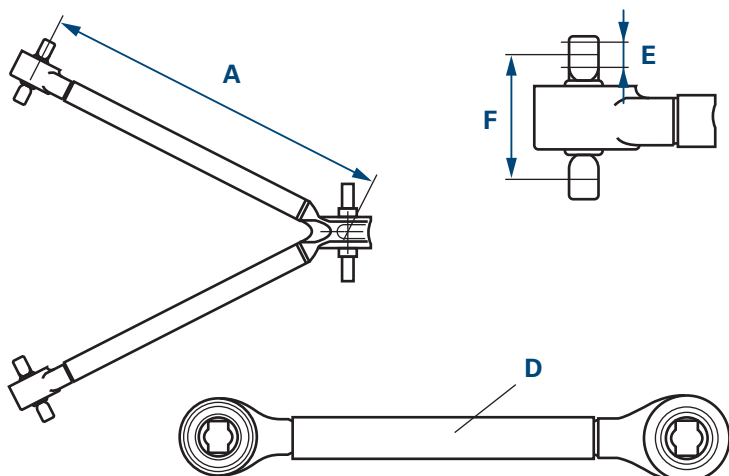
Точность данных на шарниры, самостоятельно выбранные по этой таблице, и их использование не гарантируется.
 Таблица угловых шарниров и их схематичное изображение служит исключительно для соотнесения с моделями автомобилей, содержащихся в этом каталоге.

Реактивная тяга



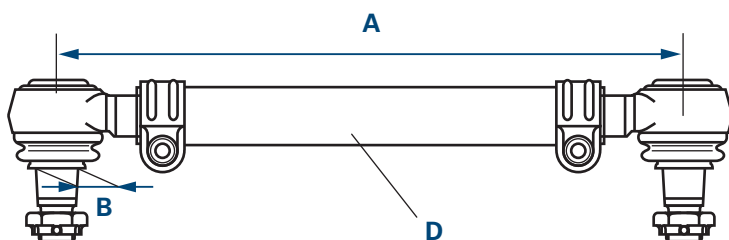
- A Длина
- D Диаметр
- E Диаметр отверстия
- F Расстояние между отверстиями

Треугольный рычаг подвески



- A Длина
- D Диаметр
- E Диаметр отверстия
- F Расстояние между отверстиями

Поперечная рулевая тяга



- A Длина
- B Конус
- D Диаметр

DE

Memo

EN

FR

ES

IT

PL

RU

EL

ZH

A large rectangular area with horizontal gray lines, serving as a template for writing a memo in Russian. The lines are evenly spaced and cover the majority of the page's content area.

Γενικές πληροφορίες



Όλα τα εξαρτήματα αυτού του καταλόγου επιτρέπεται να τοποθετούνται μόνο από το εκπαιδευμένο προσωπικό ενός συνεργείου αυτοκινήτου.

Για τις απαιτήσεις σας χρειαζόμαστε τον πλήρη αριθμό παραγγελίας, για παράδειγμα:

Ακρόμαρο 36762 01

Εάν έχετε αμφιβολίες, δώστε την ονομασία τύπου και το έτος κατασκευής του οχήματος για το οποίο προορίζεται το επιθυμητό εξάρτημα.

Με την επιφύλαξη παντός δικαιώματος. Δεν επιτρέπεται η αναπαραγωγή ή η χρήση του παρόντος καταλόγου εν όλω ή εν μέρει για τη δημιουργία προσωπικού καταλόγου, χωρίς ρητή άδεια.

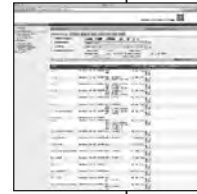
Οι κωδικοί εξαρτημάτων των κατασκευαστών οχημάτων παρέχονται μόνο για σκοπούς σύγκρισης. Δεν επιτρέπεται η αναφορά τέτοιου είδους στοιχείων σε παραστατικά αγοράς που απευθύνονται στον κάτοχο του οχήματος.

Οι ισχύοντες γενικοί όροι λειτουργίας υπάρχουν στη διεύθυνση www.zf.com/services/documents

www.zf.com/services/catalog

WebCat

Κατάλογος online



InCat

Ηλεκτρονικός κατάλογος








PrintCat

Τυπωμένοι κατάλογοι



Περιεχόμενα

Index	U2
Σύμβολα	U3 U6
Μπροστινοί άξονες	U4
Πίσω άξονες	U5
Γενικές πληροφορίες	V65
Δομή καταλόγου	V66
Μεταφράσεις	V67 - V70
Γωνιακός σύνδεσμος – Εξωτερικό σπείρωμα	V71
Γωνιακή άρθρωση – Εσωτερικό σπείρωμα	V72
Ενίσχυση άξονα, Τριγωνικός βραχίονας, Κολώνα τιμονιού και μπάρα μετατρόχιου	V73
Κατάλογος εξαρτημάτων	790 - 793
Αριθμητικός κατάλογος	794 - 802
Συγκριτικός κατάλογος	803 - 804
Νέες καταχωρίσεις	805 - 807
Τροποποιημένοι κωδικοί παραγγελίας	808

Pos	LEMFOEDER 	4x2	04.96 -	25721 01	002 460 46 05	Ref.
MERCEDES-BENZ						
ACTROS 2024 - 2055						
1	Lenkstange / Centre Rod Assembly Schubstange / Push Rod einseitig verstellbar / Adjustable on one side Länge [mm] / Length [mm]:895 Konusmaß [mm] / Cone Size [mm]:28,6 Rohr-Ø [mm] / Pipe Ø [mm]:36 mit Zubehör / with accessories mit Sicherungsmutter / with lock nut		04.97 - 10.02 09.96 - 10.02			
	2031 2040		04.97 - 10.02 09.96 - 10.02	 Lenkstockhebel zur 1. VA / Pitman Arm to 1st FA Trommelbremse / Drum Brake Radstand [mm] / Wheelbase [mm]:4500 Radstand [mm] / Wheelbase [mm]:4800 Radstand [mm] / Wheelbase [mm]:5400 Baumuster / Type:950.013-014/016	(6) (85) (101) (69) (58) (80) (140) (138)	(66) (86) (76) (76) (76)
	2031 S 2035 S 2040 S 2053 S		04.96 - 10.02 04.96 - 10.02 04.96 - 10.02 04.96 - 10.02	 Lenkstockhebel zur 1. VA / Pitman Arm to 1st FA Trommelbremse / Drum Brake Radstand [mm] / Wheelbase [mm]:3600 Baumuster / Type:954.012		(66) (86) (76) (28)
	2031 K		04.97 - 10.02	 Lenkstockhebel zur 1. VA / Pitman Arm to 1st FA Trommelbremse / Drum Brake 1.VA / 1st FA Radstand [mm] / Wheelbase [mm]:3900 Baumuster / Type:952.013		(66) (86) (15) (76) (28)

Μεταφράσεις

- (1) Αξονική άρθρωση, ακρόμπαρο
- (2) Φυσούνα, σύστημα διεύθυνσης
- (3) Σφαιρική κεφαλή, σύστημα μοχλών επιλογής
- (4) Αποθήκευση, βραχίονας
- (5) Βραχίονας, ανάρτηση τροχών
- (6) Μπάρα διεύθυνσης
- (7) Σετ επισκευής, βραχίονας
- (8) Βίδα, ρύθμιση μετατροχίου
- (9) Ακρόμπαρο
- (10) Κεφαλή ακρόμπαρου
- (11) Μπάρα / Δοκίδα, σταθεροποιητής
- (12) Άρθρωση ανάρτησης / Άρθρωση οδήγησης
- (13) Γωνιακός σύνδεσμος
- (14) 1ος ΠΑ
- (15) 1ος ΜΑ
- (16) 2ος ΠΑ
- (17) 2ος ΜΑ
- (18) Μεταξόνιο [mm]
- (19) Μοντέλο άξονα
- (20) Από φορτίο ΜΑ [kg]
- (21) Μέχρι φορτίο ΜΑ [kg]
- (22) Φορτίο άξονα [kg]
- (23) Φορτίο άξονα [t]
- (24) Συγκρότημα
- (25) Άξονας κίνησης
- (26) Κωδικός είδους συνιστώμενου εξαρτήματος
- (27) Εξωτερικό σπείρωμα [mm]
- (28) Τύπος
- (29) Μπετονιέρα
- (30) Ø οπής 1 / Ø οπής 2 [mm]
- (31) Ø οπής 1 [mm]
- (32) Ø οπής 2 [mm]
- (33) Ø οπής [mm]
- (34) DIN/ISO
- (35) Πάχος [mm]
- (36) Διάταξη διπλού άξονα
- (37) Διπλός άξονας με δύο κινούμενους άξονες
- (38) Τριγωνικός βραχίονας (ΔΧ)
- (39) Ράβδος πίεσης
- (40) Διάμετρος 1 / Διάμετρος 2 [mm]
- (41) Διάμετρος [mm]
- (42) Ενσωμάτωση στον πρόσθετο σταθεροποιητή
- (43) Συμπληρωματικές πληροφορίες: Με δακτύλιο ελάσματος
- (44) Ύψος πλαισίου χαμηλό 868 mm
- (45) Πλάτος οχήματος 2300 mm
- (46) Ράβδος οδηγός
- (47) Κυρτός μπροστινός άξονας
- (48) Ίσιος μπροστινός άξονας
- (49) Μέγεθος σπειρώματος

- (50) Μέγεθος σπειρώματος 1
- (51) Μέγεθος σπειρώματος 2
- (52) Εσωτερική διάμετρος 1 [mm]
- (53) Εσωτερική διάμετρος 2 [mm]
- (54) Εσωτερικό σπείρωμα
- (55) Εσωτερικό σπείρωμα [mm]
- (56) Όχημα με ανατρεπόμενο κάδο
- (57) Δημοτικό όχημα

- (58) Διάσταση κώνου [mm]
- (59) Κλίση κώνου
- (60) Ράβδος ζεύξης
- (61) Άξονας διεύθυνσης
- (62) Μπάρα διεύθυνσης στο μοχλό οδήγησης
- (63) Μπάρα διεύθυνσης στον ενδιάμεσο μοχλό 1

- (64) Μοχλός κολώνας τιμονιού στον ενδιάμεσο μοχλό
- (65) Μοχλός κολώνας τιμονιού στον ενδιάμεσο μοχλό 1
- (66) Μοχλός κολώνας τιμονιού στον 1ο MA
- (67) Απόσταση οπής 1 / Απόσταση οπής 2
- (68) Αριθμός οπών
- (69) Μήκος [mm]

- (70) Διαμήκης βραχίονας
- (71) Μοριακό έδρανο
- (72) Απορριμματοφόρο
- (73) Αιωρούμενη ράβδος
- (74) Καρότσα / Πλαίσιο
- (75) Εγκάρσιος βραχίονας

- (76) Μεταξόνιο [mm]
- (77) Μεταξόνιο έως [mm]
- (78) Μεταξόνιο από [mm]
- (79) Ύψος πλαισίου 470 mm
- (80) Σωλήνας \emptyset [mm]

- (81) Τράκτορας επικαθήμενος
- (82) Δίσκοι / Ταμπούρα
- (83) Δισκόφρενο
- (84) Άξονας ρυμούλκησης

- (85) Ράβδος ώθησης
- (86) Ταμπουρόφρενο
- (87) Αριθμός μπροστινού άξονα
- (88) Προπορευόμενος άξονας
- (89) Ενδιάμεσος μοχλός 1 προς το ενδιάμεσο έδρανο 2
- (90) Ενδιάμεσος μοχλός 2 προς τον ενδιάμεσο μοχλό 3
- (91) Ενδιάμεσος μοχλός προς τον μπροστινό άξονα
- (92) Ενδιάμεσος μοχλός προς τον μπροστινό άξονα 2
- (93) Από αριθμό άξονα
- (94) Στο μοχλό οδήγησης
- (95) Στο κύλινδρο διεύθυνσης
- (96) Στο σύστημα μοχλών επιλογής
- (97) Στο ενδιάμεσο μοχλό
- (98) Σε μπάρα διεύθυνσης τον μπροστινό άξονα 2

Μεταφράσεις

DE

EN

FR

ES

IT

PL

RU

EL

ZH

- (99) Στο ακρόμπαρο
- (100) Ρυθμιζόμενο και από τις δύο πλευρές
- (101) Μονόπλευρα ρυθμιζόμενο
- (102) Για
- (103) Για τριγωνικό ψαλίδι (ΔΧ)
- (104) Για οχήματα με αυτόματο κιβώτιο ταχυτήτων
- (105) Για οχήματα με ανάρτηση ελασμάτων
- (106) Για οχήματα με διπλή καμπίνα
- (107) Για οχήματα με ανυψούμενο άξονα
- (108) Για οχήματα με ανάρτηση αέρα
- (109) Για οχήματα με δυναμοδότη
- (110) Για οχήματα με επιβραδυντή
- (111) Για οχήματα με σύστημα μοχλών επιλογής
- (112) Για οχήματα με σταθεροποιητή
- (113) Για οχήματα με ανάρτηση εν μέρει με αέρα
- (114) Για οχήματα με κατευθυνόμενο πρόσθετο τελικό άξονα
- (115) Για οχήματα με κατευθυνόμενο πρόσθετο ενδιάμεσο άξονα
- (116) Για οχήματα με άκαμπτο πρόσθετο ενδιάμεσο άξονα
- (117) Για οχήματα με ενισχυμένο σταθεροποιητή
- (118) Για οχήματα χωρίς δυναμοδότη (PTO)
- (119) Για οχήματα χωρίς επιβραδυντή
- (120) Για πυροσβεστικά οχήματα
- (121) Για οχήματα με επιτρεπόμενο συνολικό βάρος [t]
- (122) Για ράβδο-οδηγό
- (123) Για μηχανήματα καθαρισμού
- (124) Για αριστεροτίμονα / δεξιότιμονα
- (125) Για διαμήκη βραχίονα
- (126) Για εγκάρσιο βραχίονα
- (127) Για δεξιό σπείρωμα
- (128) Για ράβδο ώθησης
- (129) Με κύρτωση
- (130) Κατά μήκος
- (131) Με εξωτερικό σπείρωμα
- (132) Με διπλά ελαστικά
- (133) Με εσωτερικό σπείρωμα
- (134) Με πυργωτό παξιμάδι
- (135) Με αριστερόστροφο σπείρωμα
- (136) Με παραβολικό ελατήριο
- (137) Με δεξιόστροφο σπείρωμα
- (138) Με παξιμάδι ασφαλείας
- (139) Με δακτύλιο ασφαλείας
- (140) Με αξεσουάρ
- (141) Όχι για
- (142) Όχι για πλάτος οχήματος πλάτους 2300 mm
- (143) Όχι για οχήματα με άκαμπτο πρόσθετο τελικό άξονα
- (144) Όχι για διαστάσεις ζάντας [Ίντσες]
- (145) Όχι για ζάντες με εμβάθυνση
- (146) Μη ρυθμιζόμενο
- (147) Χαμηλό πλαίσιο

DE

Μεταφράσεις

EN

(148) Πάνω διανομέας

(149) Χωρίς αξεσουάρ

(150) Ρυθμιζόμενο

(151) Από τον 1ο στο 2ο ενδιάμεσο μοχλό

(152) Μοχλός κολώνας τιμονιού στον ενδιάμεσο μοχλό

FR

ES

IT

PL


RU

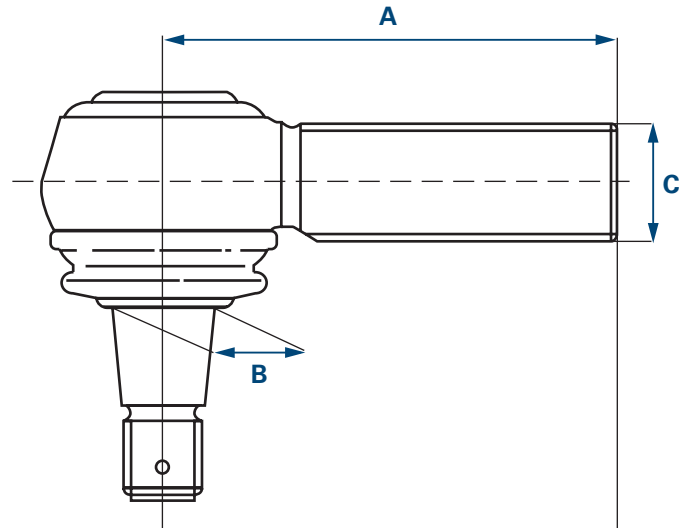
EL

ZH

Γωνιακός σύνδεσμος – Εξωτερικό σπείρωμα

DE

	A [mm]	B [mm]	C*
21789 01	95	18	M18x1,5 RHT
19452 01	95	18	M18x1,5 LHT
11391 01	95	18	M22x1,5 RHT
20492 01	95	18	M22x1,5 LHT
11380 01	105	22	M24x1,5 RHT
11381 01	105	22	M24x1,5 LHT
11378 01	105	22	M28x1,5 RHT
11379 01	105	22	M28x1,5 LHT
20915 01	115	22	M28x1,5 RHT
14982 01	75	26	M22x1,5 RHT
23118 01	75	26	M24x1,5 RHT
21294 01	115	26	M24x1,5 RHT
11721 01	115	26	M28x1,5 RHT
11402 01	115	26	M30x1,5 RHT
11403 01	115	26	M30x1,5 LHT
11388 01	120	26	M30x1,5 RHT
19613 01	120	26	M30x1,5 LHT
19927 01	141	26	M30x1,5 RHT
18467 01	141	26	M30x1,5 LHT
21687 01	120	28,6	M38x1,5 RHT
20565 01	80	30	M22x1,5 RHT
11505 02	120	30	M30x1,5 RHT
11492 02	120	30	M30x1,5 LHT
19555 01	135	30	M30x1,5 RHT
16859 01	135	30	M30x1,5 LHT
23775 01	120	30	M38x1,5 RHT
11723 01	120	30	M38x1,5 LHT
11944 01	120	31,5	M30x1,5 RHT
11945 01	120	31,5	M30x1,5 LHT
11394 04	120	32	M30x1,5 RHT
12280 04	120	32	M30x1,5 LHT
24445 01	145	32	M30x1,5 RHT
18007 03	155	32	M30x1,5 RHT
20398 01	135	38	M30x1,5 RHT
20513 01	135	38	M30x1,5 LHT
19615 01	135	38	M38x1,5 RHT
19614 01	135	38	M38x1,5 LHT
23090 01	150	38	M38x1,5 RHT
22540 01	160	45	M38x1,5 RHT
22539 01	160	45	M38x1,5 LHT



- A** Μήκος
B Κώνος
C Σπείρωμα
 * RHT Δεξιόστροφο σπείρωμα
 LHT Αριστερόστροφο σπείρωμα

EN

FR

ES

IT

PL


RU

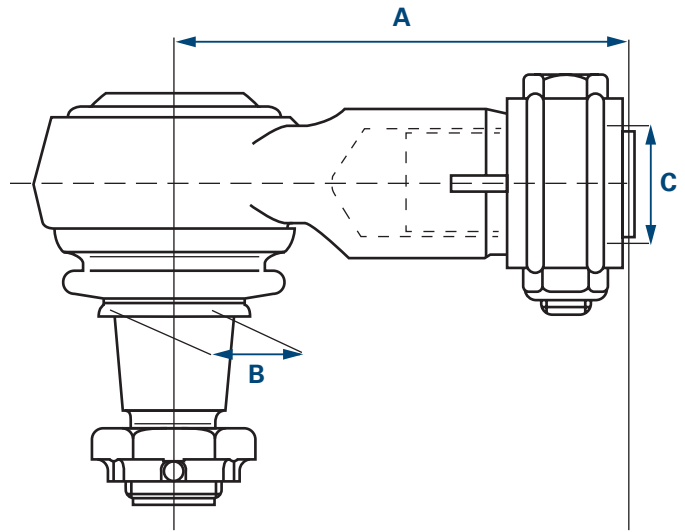
EL

Για συνδέσμους που επιλέγετε μόνοι σας από αυτόν τον πίνακα καθώς και για τη χρήση τους δεν παρέχεται εγγύηση. Ο πίνακας γωνιακών συνδέσμων σε αυτήν την απλοποιημένη παρουσίαση χρησιμεύει αποκλειστικά για αντιστοίχιση με τα οχήματα που υπάρχουν σε αυτόν τον κατάλογο.

ZH

Γωνιακή άρθρωση - Εσωτερικό σπείρωμα

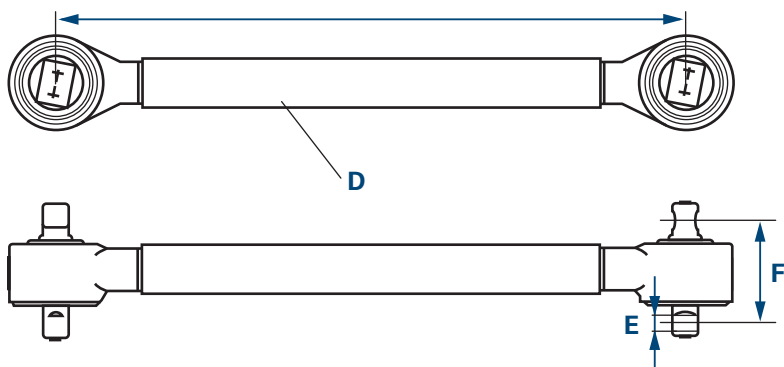
	A [mm]	B [mm]	C*
19851 01	70	22	M18x1,5 RHT
23176 01	65	22	M20x1,5 RHT
21787 01	85	22	M22x1,5 RHT
34085 01	115	26	M26x1,5 RHT
22534 01	120	26	M30x1,5 RHT
27634 01	88	28,6	M26x1,5 RHT
28792 01	120	28,6	M26x1,5 RHT
21076 01	80	30	M22x1,5 RHT
19783 01	95	30	M22x1,5 RHT
12974 01	95	30	M24x1,5 RHT
33772 01	75	30	M26x1,5 RHT
21075 01	80	30	M26x1,5 RHT
33771 01	90	30	M26x1,5 RHT
19537 01	95	30	M26x1,5 RHT
23169 01	95	30	M28x1,5 RHT
22535 01	120	30	M30x1,5 RHT
19538 01	86	31,5	M22x1,5 RHT
23166 01	120	38	M24x1,5 RHT
18461 01	85	38	M26x1,5 RHT
27632 01	100	38	M26x1,5 RHT
23165 01	105	38	M30x1,5 RHT
30756 01	90	38	M36x1,5 RHT
11624 01	165	38	M48x1,5 RHT
11623 01	165	38	M48x1,5 LHT



- A** Μήκος
B Κώνος
C Σπείρωμα
 * RHT Δεξιόστροφο σπείρωμα
 LHT Αριστερόστροφο σπείρωμα

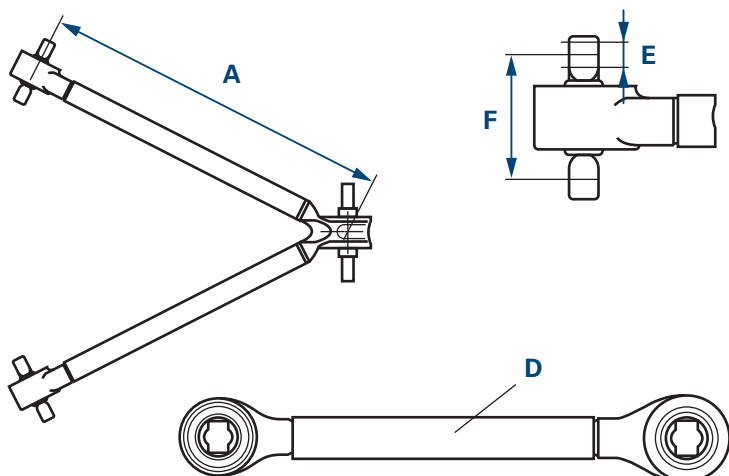
Για συνδέσμους που επιλέγετε μόνοι σας από αυτόν τον πίνακα καθώς και για τη χρήση τους δεν παρέχεται εγγύηση.
 Ο πίνακας γωνιακών συνδέσμων σε αυτήν την απλοποιημένη παρουσίαση χρησιμεύει αποκλειστικά για αντιστοίχιση με τα οχήματα που υπάρχουν σε αυτόν τον κατάλογο.

Ενίσχυση άξονα



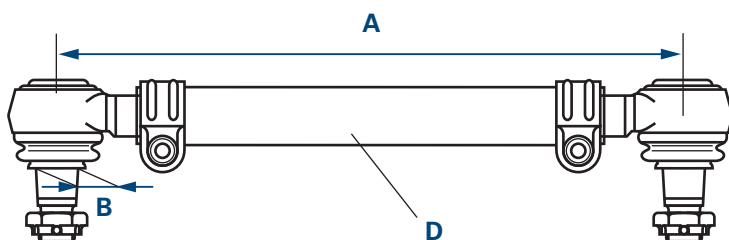
- A Μήκος
- D Διάμετρος
- E Διάμετρος οπής
- F Απόσταση οπής

Τριγωνικός βραχίονας



- A Μήκος
- D Διάμετρος
- E Διάμετρος οπής
- F Απόσταση οπής

Κολώνα τιμονιού και μπάρα μετατρόχιου



- A Μήκος
- B Κώνος
- D Διάμετρος

DE

EN

FR

ES

IT

PL

RU

EL

ZH

DE

Memo

EN

FR

ES

IT

PL

RU

EL

ZH

A large rectangular area with horizontal grey lines, serving as a template for a memo or document content. The lines are evenly spaced and cover the majority of the page area below the header and above the footer.

概况



本目录中列出的所有产品只允许由汽车专业维修厂的专业人员进行安装。

为满足您的需求, 请提供完整的订单信息, 例如 :

拉杆 **36762 01**

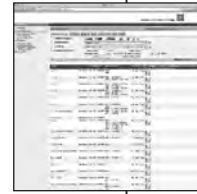
如有疑问, 请给出车辆型号和制造年份, 以此可以确定您想要的零件。

保留所有权利。未获得明确许可的情况下, 不得复印或者分享此目录创建自有目录 (包括节选)。车辆制造商的备件编号仅用于比较目的。不允许使用车辆所有者发票中的此类信息。目前的一般商业条款请参见 www.zf.com/services/documents

www.zf.com/services/catalog

WebCat

在线目录



InCat

电子目录



PrintCat

印刷式目录















索引

Index	U2
符号	U3 U6
前桥	U4
后桥	U5
概况	V75
目录结构	V76
译文	V77 - V80
铰链接头 – 外螺纹	V81
铰链接头 – 内螺纹	V82
扭杆, 三角臂, 转向拉杆	V83
部件清单	790 - 793
零件号列表	794 - 802
比较列表	803 - 804
产品增补表	805 - 807
修改后的订单号码	808

V75

轴配置 型号制造时间 零件使用说明 包括零件编号的产品号码 交叉引用号

LEMFÖRDER 

Pos					Ref.	
MERCEDES-BENZ						
ACTROS 2024 - 2055						
4x2		04.96 -				
 1	Lenkstange / Centre Rod Assembly Schubstange / Push Rod einseitig verstellbar / Adjustable on one side Länge [mm] / Length [mm]:895 Konusmaß [mm] / Cone Size [mm]:28,6 Rohr-Ø [mm] / Pipe Ø [mm]:36 mit Zubehör / with accessories mit Sicherungsmutter / with lock nut	(6) (85) (101) (69) (58) (80) (140) (138)		25721 01  ▲ 23077 01	002 460 46 05	
2031 2040	04.97 - 10.02 09.96 - 10.02		Lenkstockhebel zur 1. VA / Pitman Arm to 1st FA Trommelbremse / Drum Brake Radstand [mm] / Wheelbase [mm]:4500 Radstand [mm] / Wheelbase [mm]:4800 Radstand [mm] / Wheelbase [mm]:5400 Baumuster / Type:950.013-014/016	(66) (86) (76) (76) (76)		
2031 S 2035 S 2040 S 2053 S	04.96 - 10.02 04.96 - 10.02 04.96 - 10.02 04.96 - 10.02		Lenkstockhebel zur 1. VA / Pitman Arm to 1st FA Trommelbremse / Drum Brake Radstand [mm] / Wheelbase [mm]:3600 Baumuster / Type:954.012	(66) (86) (76) (28)		
2031 K	04.97 - 10.02		Lenkstockhebel zur 1. VA / Pitman Arm to 1st FA Trommelbremse / Drum Brake 1.VA / 1st FA Radstand [mm] / Wheelbase [mm]:3900 Baumuster / Type:952.013	(66) (86) (15) (76) (28)		

项目号 车辆制造时间 参考译文

译文

- (1) 轴向球铰链, 转向拉杆
- (2) 波纹管, 转向系
- (3) 万向节, 变速杆
- (4) 支座, 方向盘
- (5) 控制臂, 悬架
- (6) 转向拉杆
- (7) 修理包, 方向盘
- (8) 螺栓, 前束调节
- (9) 拉杆
- (10) 转向横拉杆头
- (11) 拉杆 / 支柱, 稳定杆
- (12) 承载铰链
- (13) 铰链接头
- (14) 第 1 后桥
- (15) 第 1 前桥
- (16) 2 号后桥
- (17) 2 号前桥
- (18) 轴间距 [mm]
- (19) 车桥结构
- (20) 轴载 前桥 自 [kg] 起
- (21) 轴载 前桥 至 [kg]
- (22) 车桥载荷 [kg]
- (23) 轴重 [t]
- (24) 动力单元
- (25) 驱动桥
- (26) 推荐配件产品编号
- (27) 外螺纹[mm]
- (28) 车型
- (29) 混凝土搅拌机
- (30) 孔径 1 / 孔径 2 [mm]
- (31) 孔径 \varnothing 1 [mm]
- (32) 孔径 \varnothing 2 [mm]
- (33) 孔径 \varnothing [mm]
- (34) DIN/ISO
- (35) 厚度[mm]
- (36) 双轴设备
- (37) 配有两个驱动轴的双轴
- (38) 三角臂 (商用车)
- (39) 压杆
- (40) 直径 1/2 [mm]
- (41) 直径 [mm]
- (42) 附加稳定装置上的安装
- (43) 补充信息: 带有多个片状环
- (44) 低底盘高度 868 mm
- (45) 车辆宽度 2300 mm
- (46) 导向杆
- (47) 曲折前桥
- (48) 平直前桥
- (49) 螺纹规格

- (50) 螺纹尺寸 1
- (51) 螺纹尺寸 2
- (52) 内径 1 [mm]
- (53) 内径 2 [mm]
- (54) 内螺纹
- (55) 内螺纹[mm]
- (56) 自卸车
- (57) 市政车辆
- (58) 锥度规格[mm]
- (59) 锥体坡度
- (60) 联结杆
- (61) 转向轴
- (62) 转向拉杆至转向臂
- (63) 转向拉杆至中间臂1
- (64) 转向柱杆至中间臂
- (65) 转向柱杆至中间臂1
- (66) 转向柱杆至第一个前桥
- (67) 孔间距1/孔间距2
- (68) 孔数
- (69) 长度 [mm]
- (70) 纵向控制臂
- (71) 分子轴承
- (72) 垃圾车
- (73) 摆动杆
- (74) 车厢平台/底盘
- (75) 横向控制臂
- (76) 轴距 [mm]
- (77) 至轴距 [mm]
- (78) 从轴距 [mm]
- (79) 导向框架高度 470 mm
- (80) 管径Ø[mm]
- (81) 鞍式牵引车
- (82) 盘式 / 鼓式
- (83) 盘式制动器
- (84) 从动轴
- (85) 推力杆
- (86) 鼓式制动器
- (87) 前轴编号
- (88) 转向桥
- (89) 中间臂1到中间轴承2
- (90) 中间臂2到中间轴承3
- (91) 中间臂到前桥
- (92) 中间臂到2号前桥
- (93) 从车桥编号
- (94) 在转向臂上
- (95) 在转向助力油缸上
- (96) 在换挡杆上
- (97) 在中间臂上
- (98) 前桥 2 的转向直拉杆上

- (99) 在转向横拉杆上
- (100) 可从双面调节
- (101) 可单面调节
- (102) 用于
- (103) 用于三角臂 (商用车)
- (104) 用于带自动变速箱的车辆
- (105) 适用于钢板弹簧的车辆
- (106) 用于带双排座驾驶室的车辆
- (107) 用于配有可升降车桥的车辆
- (108) 用于配备气动悬挂的车辆
- (109) 用于带取力器的车辆
- (110) 用于配备减速器的车辆
- (111) 用于配备变速杆的车辆
- (112) 用于配备稳定器的车辆
- (113) 用于配备空气悬架部件的车辆
- (114) 用于带可转向后从动轴的车辆
- (115) 用于带转向前导轴的车辆
- (116) 用于带固定前导轴的车辆
- (117) 用于配备强化型稳定器的车辆
- (118) 用于无取力器的车辆
- (119) 用于无减速器的车辆
- (120) 适用于消防车辆
- (121) 用于允许总重量为 [t] 的车辆
- (122) 用于导向杆
- (123) 适用于扫地机
- (124) 用于左侧驾驶车辆/右侧驾驶车辆
- (125) 用于纵向控制臂
- (126) 用于横向控制臂
- (127) 适用于右旋螺纹
- (128) 用于推力杆
- (129) 压弯
- (130) 纵向
- (131) 带外螺纹
- (132) 附带双轮胎
- (133) 带内螺纹
- (134) 带冠形螺母
- (135) 带左螺纹
- (136) 附带抛物线型悬架
- (137) 带右螺纹
- (138) 带锁紧螺母
- (139) 带挡圈
- (140) 带附件
- (141) 不适用于
- (142) 不适用于宽度为2300mm的车辆
- (143) 不适用于刚性车桥的车辆
- (144) 不适用于轮辋尺寸[英寸]
- (145) 不适用于深槽轮辋
- (146) 不可调节
- (147) 低框架

DE

译文

EN

(148) 上游经销商

(149) 无附件

(150) 可调

(151) 从1号中间臂到2号中间臂

(152) 从转向摇臂至中间臂

FR

ES

IT


PL

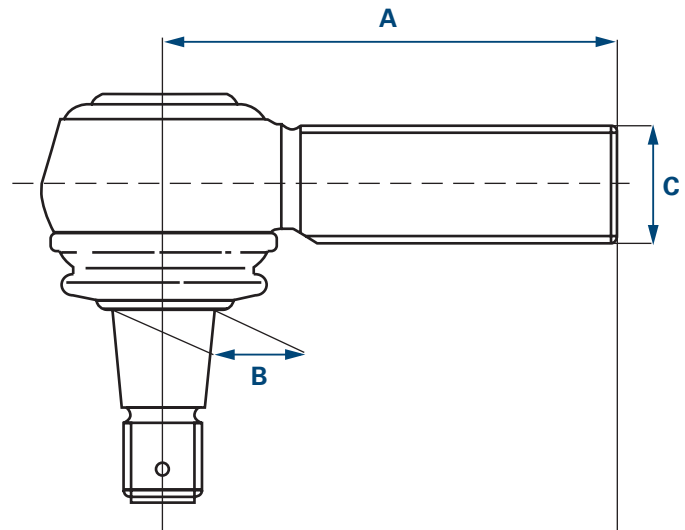
RU

EL

ZH

铰链接头 – 外螺纹


	A [mm]	B [mm]	C* [mm]
21789 01	95	18	M18x1,5 RHT
19452 01	95	18	M18x1,5 LHT
11391 01	95	18	M22x1,5 RHT
20492 01	95	18	M22x1,5 LHT
11380 01	105	22	M24x1,5 RHT
11381 01	105	22	M24x1,5 LHT
11378 01	105	22	M28x1,5 RHT
11379 01	105	22	M28x1,5 LHT
20915 01	115	22	M28x1,5 RHT
14982 01	75	26	M22x1,5 RHT
23118 01	75	26	M24x1,5 RHT
21294 01	115	26	M24x1,5 RHT
11721 01	115	26	M28x1,5 RHT
11402 01	115	26	M30x1,5 RHT
11403 01	115	26	M30x1,5 LHT
11388 01	120	26	M30x1,5 RHT
19613 01	120	26	M30x1,5 LHT
19927 01	141	26	M30x1,5 RHT
18467 01	141	26	M30x1,5 LHT
21687 01	120	28,6	M38x1,5 RHT
20565 01	80	30	M22x1,5 RHT
11505 02	120	30	M30x1,5 RHT
11492 02	120	30	M30x1,5 LHT
19555 01	135	30	M30x1,5 RHT
16859 01	135	30	M30x1,5 LHT
23775 01	120	30	M38x1,5 RHT
11723 01	120	30	M38x1,5 LHT
11944 01	120	31,5	M30x1,5 RHT
11945 01	120	31,5	M30x1,5 LHT
11394 04	120	32	M30x1,5 RHT
12280 04	120	32	M30x1,5 LHT
24445 01	145	32	M30x1,5 RHT
18007 03	155	32	M30x1,5 RHT
20398 01	135	38	M30x1,5 RHT
20513 01	135	38	M30x1,5 LHT
19615 01	135	38	M38x1,5 RHT
19614 01	135	38	M38x1,5 LHT
23090 01	150	38	M38x1,5 RHT
22540 01	160	45	M38x1,5 RHT
22539 01	160	45	M38x1,5 LHT

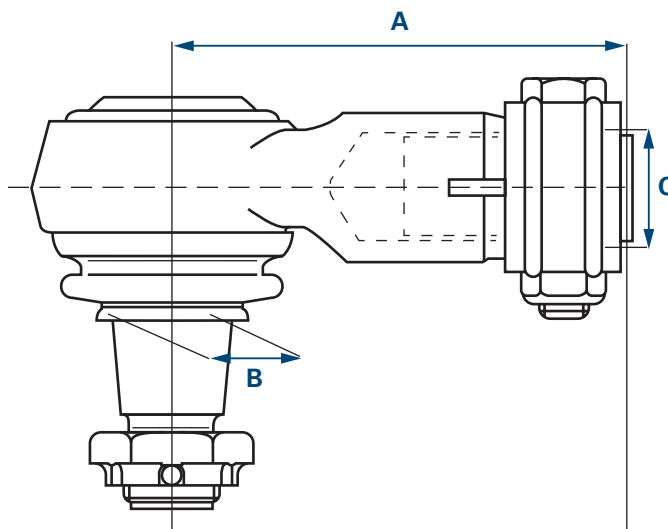


- A** 长度
B 圆锥
C 螺纹
 * RHT 右螺纹
 LHT 左螺纹

无法从此表范围内选择和使用的接头提供质保。可借助简化后的铰链接头列表大概了解本产品目录中所包含的全部车辆。

铰链接头 – 内螺纹

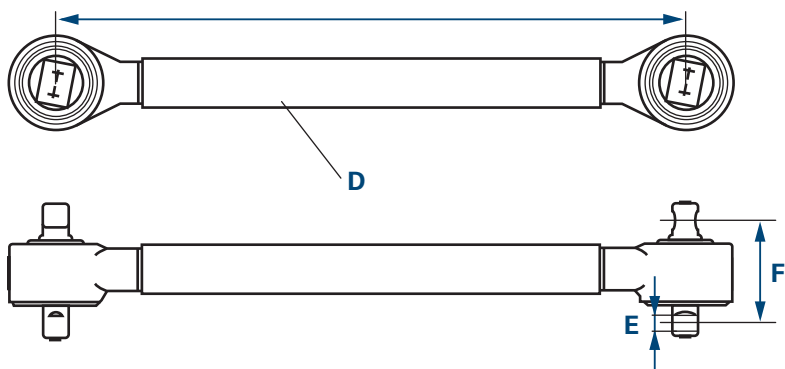
	A [mm]	B [mm]	C*
19851 01	70	22	M18x1,5 RHT
23176 01	65	22	M20x1,5 RHT
21787 01	85	22	M22x1,5 RHT
34085 01	115	26	M26x1,5 RHT
22534 01	120	26	M30x1,5 RHT
27634 01	88	28,6	M26x1,5 RHT
28792 01	120	28,6	M26x1,5 RHT
21076 01	80	30	M22x1,5 RHT
19783 01	95	30	M22x1,5 RHT
12974 01	95	30	M24x1,5 RHT
33772 01	75	30	M26x1,5 RHT
21075 01	80	30	M26x1,5 RHT
33771 01	90	30	M26x1,5 RHT
19537 01	95	30	M26x1,5 RHT
23169 01	95	30	M28x1,5 RHT
22535 01	120	30	M30x1,5 RHT
19538 01	86	31,5	M22x1,5 RHT
23166 01	120	38	M24x1,5 RHT
18461 01	85	38	M26x1,5 RHT
27632 01	100	38	M26x1,5 RHT
23165 01	105	38	M30x1,5 RHT
30756 01	90	38	M36x1,5 RHT
11624 01	165	38	M48x1,5 RHT
11623 01	165	38	M48x1,5 LHT



- A 长度
 B 圆锥
 C 螺纹
 * RHT 右螺纹
 LHT 左螺纹

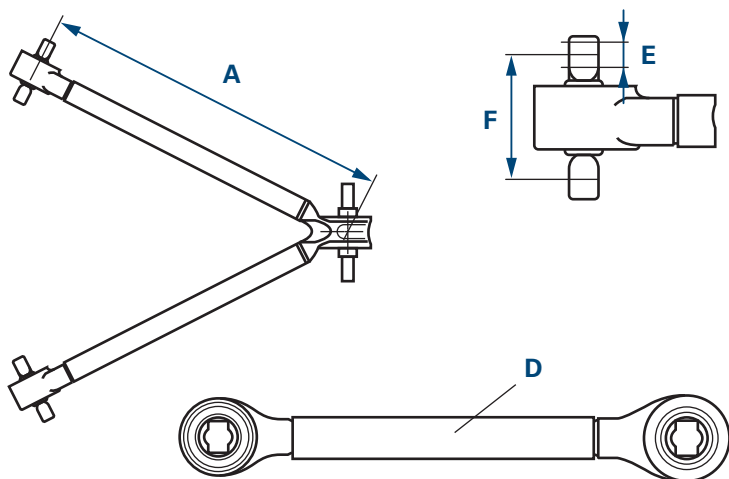
无法对从此表范围内选择和使用的接头提供质保。可借助简化后的铰链接头列表大概了解本产品目录中所包含的全部车辆。

扭杆



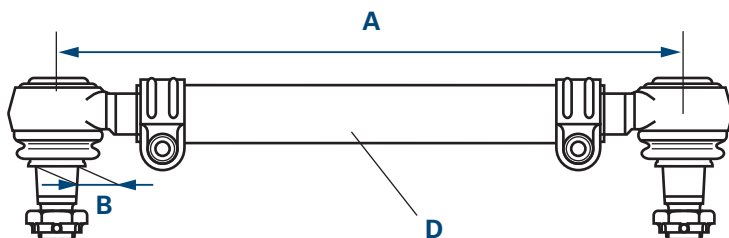
- A 长度
- D 直径
- E 孔径
- F 孔间距

三角臂



- A 长度
- D 直径
- E 孔径
- F 孔间距

转向拉杆



- A 长度
- B 圆锥
- D 直径

DE

Memo

EN

FR

ES

IT

PL

RU

EL










ZH

A large rectangular area with horizontal grey lines, serving as a template for a memo or document content. The lines are evenly spaced and cover the majority of the page area, providing a guide for text entry.



MERCEDES-BENZ

ACTROS 1824 - 1861 4x2 04.96 -

 1	Lenkstange / Centre Rod Assembly Schubstange / Push Rod einseitig verstellbar / Adjustable on one side Länge [mm] / Length [mm]:879 Konusmaß [mm] / Cone Size [mm]:30 Rohr-Ø [mm] / Pipe Ø [mm]:42 mit Zubehör / with accessories	(6) (85) (101) (69) (58) (80) (140)	19904 01 001 460 67 05  ▲ 11505 03
	1831, 1831 L 04.96 - 10.02		 Lenkstockhebel zur 1. VA / Pitman Arm to 1st FA (66) Scheibenbremse / Disc Brake (83) 1.VA / 1st FA (15) Radstand [mm] / Wheelbase [mm]:3900 (76) Radstand [mm] / Wheelbase [mm]:4200 (76) Radstand [mm] / Wheelbase [mm]:4500 (76) Radstand [mm] / Wheelbase [mm]:4800 (76) Radstand [mm] / Wheelbase [mm]:5100 (76) Radstand [mm] / Wheelbase [mm]:5400 (76) Radstand [mm] / Wheelbase [mm]:5700 (76) Radstand [mm] / Wheelbase [mm]:6000 (76) Baumuster / Type:950.031-038 (28)
	1831 S, 1831 LS 04.96 - 10.02		 Lenkstockhebel zur 1. VA / Pitman Arm to 1st FA (66) 1.VA / 1st FA (15) Scheibenbremse / Disc Brake (83) Radstand [mm] / Wheelbase [mm]:3600 (76) Baumuster / Type:954.042 (28) Fahrgestellhöhe niedrig 868 mm / height of chassis low 868 mm (44)
	1831 S, 1831 LS 04.96 - 10.02		 Lenkstockhebel zur 1. VA / Pitman Arm to 1st FA (66) 1.VA / 1st FA (15) Scheibenbremse / Disc Brake (83) Radstand [mm] / Wheelbase [mm]:3600 (76) Radstand [mm] / Wheelbase [mm]:3900 (76) Baumuster / Type:954.002-003 (28)
	1831 S, 1831 LS 04.96 - 10.02		 Lenkstockhebel zur 1. VA / Pitman Arm to 1st FA (66) 1.VA / 1st FA (15) Scheibenbremse / Disc Brake (83) Radstand [mm] / Wheelbase [mm]:3600 (76) Radstand [mm] / Wheelbase [mm]:3900 (76) Baumuster / Type:954.032-033 (28)
	1831 K 04.97 - 10.02 1835 K 04.97 - 10.02 1840 K 04.97 - 10.02 1843 K 04.97 - 10.02 1848 K, 15928 ccm 04.97 - 10.02		 Lenkstockhebel zur 1. VA / Pitman Arm to 1st FA (66) 1.VA / 1st FA (15) Scheibenbremse / Disc Brake (83) Radstand [mm] / Wheelbase [mm]:3600 (76) Radstand [mm] / Wheelbase [mm]:3900 (76) Baumuster / Type:952.002-003 (28)
	1835, 1835 L 04.96 - 10.02		 Lenkstockhebel zur 1. VA / Pitman Arm to 1st FA (66) Scheibenbremse / Disc Brake (83) 1.VA / 1st FA (15) Radstand [mm] / Wheelbase [mm]:3900 (76) Radstand [mm] / Wheelbase [mm]:4200 (76) Radstand [mm] / Wheelbase [mm]:4500 (76) Radstand [mm] / Wheelbase [mm]:4800 (76) Radstand [mm] / Wheelbase [mm]:5100 (76) Radstand [mm] / Wheelbase [mm]:5400 (76) Radstand [mm] / Wheelbase [mm]:5700 (76) Radstand [mm] / Wheelbase [mm]:6000 (76) Baumuster / Type:950.031-038 (28)
	1835, 1835 L 04.96 - 10.02		 Lenkstockhebel zur 1. VA / Pitman Arm to 1st FA (66) Scheibenbremse / Disc Brake (83) Radstand [mm] / Wheelbase [mm]:4500 (76) Radstand [mm] / Wheelbase [mm]:4800 (76) Radstand [mm] / Wheelbase [mm]:5100 (76) Radstand [mm] / Wheelbase [mm]:5400 (76) Radstand [mm] / Wheelbase [mm]:5700 (76) Radstand [mm] / Wheelbase [mm]:6000 (76) Baumuster / Type:950.003-008 (28)










MERCEDES-BENZ

ACTROS 1824 - 1861

4x2











04.96 -

 <div style="border: 1px solid black; padding: 2px; display: inline-block;">1</div>	Lenkstange / Centre Rod Assembly Schubstange / Push Rod einseitig verstellbar / Adjustable on one side Länge [mm] / Length [mm]:879 Konusmaß [mm] / Cone Size [mm]:30 Rohr-Ø [mm] / Pipe Ø [mm]:42 mit Zubehör / with accessories	(6) (85) (101) (69) (58) (80) (140)	19904 01 11505 03		001 460 67 05
	1835 S, 1835 LS 1840 S, 1840 LS 1846 S, 1846 LS	04.96 - 10.02 04.96 - 10.02 10.98 -	 Lenkstockhebel zur 1. VA / Pitman Arm to 1st FA 1.VA / 1st FA Scheibenbremse / Disc Brake Radstand [mm] / Wheelbase [mm]:3600 Baumuster / Type:954.042 Fahrgestellhöhe niedrig 868 mm / height of chassis low 868 mm	(66) (15) (83) (76) (28) (44)	
	1835 S, 1835 LS 1840 S, 1840 LS 1846 S, 1846 LS	04.96 - 10.02 04.96 - 10.02 10.98 -	 Lenkstockhebel zur 1. VA / Pitman Arm to 1st FA 1.VA / 1st FA Scheibenbremse / Disc Brake Trommelbremse / Drum Brake Radstand [mm] / Wheelbase [mm]:3600 Radstand [mm] / Wheelbase [mm]:3900 Baumuster / Type:954.032-033	(66) (15) (83) (86) (76) (76) (28)	
	1835 S, 1835 LS 1840 S, 1840 LS 1846 S, 1846 LS	04.96 - 10.02 04.96 - 10.02 10.98 -	 Lenkstockhebel zur 1. VA / Pitman Arm to 1st FA 1.VA / 1st FA Scheibenbremse / Disc Brake Radstand [mm] / Wheelbase [mm]:3600 Radstand [mm] / Wheelbase [mm]:3900 Baumuster / Type:954.002-003	(66) (15) (83) (76) (76) (28)	
	1840, 1840 L 1843, 1843 L 1848, 1848 L 1853, 1853 L	04.96 - 10.02 04.96 - 10.02 04.96 - 10.02 04.96 - 10.02	 Lenkstockhebel zur 1. VA / Pitman Arm to 1st FA Scheibenbremse / Disc Brake Baumuster / Type:950.003-008	(66) (83) (28)	
	1840, 1840 L 1843, 1843 L 1848, 1848 L 1853, 1853 L	04.96 - 10.02 04.96 - 10.02 04.96 - 10.02 04.96 - 10.02	Lenkstockhebel zur 1. VA / Pitman Arm to 1st FA Scheibenbremse / Disc Brake Baumuster / Type:950.031-038	(66) (83) (28)	
	1857 L	04.97 - 10.02	Lenkstockhebel zur 1. VA / Pitman Arm to 1st FA Scheibenbremse / Disc Brake Baumuster / Type:950.031-038	(66) (83) (28)	
	1857 LS	04.97 - 10.02	 Lenkstockhebel zur 1. VA / Pitman Arm to 1st FA 1.VA / 1st FA Scheibenbremse / Disc Brake Radstand [mm] / Wheelbase [mm]:3600 Radstand [mm] / Wheelbase [mm]:3900 Baumuster / Type:954.032-033	(66) (15) (83) (76) (76) (28)	



MERCEDES-BENZ










ACTROS 1824 - 1861 4x2 04.96 -

 <div style="border: 1px solid black; padding: 2px; display: inline-block;">1</div>	Lenkstange / Centre Rod Assembly Schubstange / Push Rod einseitig verstellbar / Adjustable on one side Länge [mm] / Length [mm]:873 Konusmaß [mm] / Cone Size [mm]:30 Rohr-Ø [mm] / Pipe Ø [mm]:40 mit Zubehör / with accessories	(6) (85) (101) (69) (58) (80) (140)	21412 01 000 460 93 05  
	1831, 1831 L 1835, 1835 L	04.96 - 10.02 04.96 - 10.02	 Lenkstockhebel zur 1. VA / Pitman Arm to 1st FA (66) 1.VA / 1st FA (15) Scheibenbremse / Disc Brake (83) für / for:508063 03 (102) Baumuster / Type:950.032/044/046/034-037/031/033/038 (28)
	1831 S, 1831 LS 1835 S, 1835 LS 1840 S, 1840 LS 1843 S, 1843 LS 1846 S, 1846 L	04.96 - 10.02 04.96 - 10.02 04.96 - 10.02 04.96 - 10.02 10.98 -	 Lenkstockhebel zur 1. VA / Pitman Arm to 1st FA (66) 1.VA / 1st FA (15) Scheibenbremse / Disc Brake (83) für / for:508063 03 (102) Baumuster / Type:954.042/033/032 (28)
	1840, 1840 L	04.96 - 10.02	 Lenkstockhebel zur 1. VA / Pitman Arm to 1st FA (66) 1.VA / 1st FA (15) Scheibenbremse / Disc Brake (83) für / for:508063 03 (102) Baumuster / Type:950.032/044/046/034-037/031 (28)
	1843, 1843 L	04.96 - 10.02	 Lenkstockhebel zur 1. VA / Pitman Arm to 1st FA (66) 1.VA / 1st FA (15) Scheibenbremse / Disc Brake (83) für / for:508063 03 (102) Baumuster / Type:950.032/044/046/034-036 (28)
	1848, 1848 L 1853, 1853 L	04.96 - 10.02 04.96 - 10.02	 Lenkstockhebel zur 1. VA / Pitman Arm to 1st FA (66) 1.VA / 1st FA (15) Scheibenbremse / Disc Brake (83) für / for:508063 03 (102) Baumuster / Type:950.032/034/036 (28)
	1848 S, 1848 LS 1853 S, 1853 LS 1857 LS	04.96 - 10.02 04.96 - 10.02 04.97 - 10.02	 Lenkstockhebel zur 1. VA / Pitman Arm to 1st FA (66) 1.VA / 1st FA (15) Scheibenbremse / Disc Brake (83) für / for:508063 03 (102) Baumuster / Type:954.033/032 (28)
	1857 L	04.97 - 10.02	 Lenkstockhebel zur 1. VA / Pitman Arm to 1st FA (66) 1.VA / 1st FA (15) Scheibenbremse / Disc Brake (83) für / for:508063 03 (102) Baumuster / Type:950.034 (28)



MERCEDES-BENZ














ACTROS 1824 - 1861 4x2 04.96 -

 1	Lenkstange / Centre Rod Assembly Schubstange / Push Rod einseitig verstellbar / Adjustable on one side Länge [mm] / Length [mm]:866 Konusmaß [mm] / Cone Size [mm]:30 Rohr-Ø [mm] / Pipe Ø [mm]:38 mit Zubehör / with accessories	(6) (85) (101) (69) (58) (80) (140)	23469 01 001 460 98 05  11505 03
	1831, 1831 L 04.96 - 10.02 1835, 1835 L 04.96 - 10.02		Lenkstockhebel zur 1. VA / Pitman Arm to 1st FA (66) 1.VA / 1st FA (15) Scheibenbremse / Disc Brake (83) Radstand [mm] / Wheelbase [mm]:4800 (76) Radstand [mm] / Wheelbase [mm]:5100 (76) Radstand [mm] / Wheelbase [mm]:5400 (76) Radstand [mm] / Wheelbase [mm]:6000 (76) Baumuster / Type:950.004-007 (28)
	1831 K 04.97 - 10.02 1835 K 04.97 - 10.02 1840 K 04.97 - 10.02 1843 K 04.97 - 10.02 1848 K, 15928 ccm 04.97 - 10.02		Lenkstockhebel zur 1. VA / Pitman Arm to 1st FA (66) Scheibenbremse / Disc Brake (83) Radstand [mm] / Wheelbase [mm]:3600 (76) Radstand [mm] / Wheelbase [mm]:3900 (76) Baumuster / Type:952.002-003 (28)
	1840, 1840 L 04.96 - 10.02		Lenkstockhebel zur 1. VA / Pitman Arm to 1st FA (66) 1.VA / 1st FA (15) Scheibenbremse / Disc Brake (83) Radstand [mm] / Wheelbase [mm]:4800 (76) Radstand [mm] / Wheelbase [mm]:5400 (76) Radstand [mm] / Wheelbase [mm]:5700 (76) Baumuster / Type:950.004/006-007 (28)
	1843, 1843 L 04.96 - 10.02 1848, 1848 L 04.96 - 10.02 1853, 1853 L 04.96 - 10.02		Lenkstockhebel zur 1. VA / Pitman Arm to 1st FA (66) 1.VA / 1st FA (15) Scheibenbremse / Disc Brake (83) Radstand [mm] / Wheelbase [mm]:4800 (76) Radstand [mm] / Wheelbase [mm]:5400 (76) Baumuster / Type:950.004/006 (28)
	1857 LS 04.97 - 10.02		Lenkstockhebel zur 1. VA / Pitman Arm to 1st FA (66) 1.VA / 1st FA (15) Scheibenbremse / Disc Brake (83) Radstand [mm] / Wheelbase [mm]:3600 (76) Radstand [mm] / Wheelbase [mm]:3900 (76) Baumuster / Type:954.032-033 (28)
	 1	Lenkstange / Centre Rod Assembly Schubstange / Push Rod einseitig verstellbar / Adjustable on one side Länge [mm] / Length [mm]:879 Konusmaß [mm] / Cone Size [mm]:28,6 Rohr-Ø [mm] / Pipe Ø [mm]:36 mit Zubehör / with accessories mit Sicherungsmutter / with lock nut	(6) (85) (101) (69) (58) (80) (140) (138)
1848, LS, LLS 04.03 - 1850, 1851 LS, LLS 04.03 - 1854 LS 04.03 - 1858 LS 10.02 - 1860 LS 06.08 - 1861 LS 05.05 -			Lenkstockhebel zur 1. VA / Pitman Arm to 1st FA (66) Radstand [mm] / Wheelbase [mm]:3600 (76) 1.VA / 1st FA (15) Baumuster / Type:934.032 (28)



MERCEDES-BENZ

ACTROS 1824 - 1861 4x2 04.96 -

 1	Lenkstange / Centre Rod Assembly Schubstange / Push Rod einseitig verstellbar / Adjustable on one side Länge [mm] / Length [mm]:876 Konusmaß [mm] / Cone Size [mm]:28,6 Rohr-Ø [mm] / Pipe Ø [mm]:40 mit Zubehör / with accessories	(6) (85) (101) (69) (58) (80) (140)	24244 01 27623 01	002 460 48 05 
	1840, 1840 L 1843, 1843 L	04.96 - 10.02 04.96 - 10.02	 Lenkstockhebel zur 1. VA / Pitman Arm to 1st FA 1.VA / 1st FA Baumuster / Type:950.031-038	(66) (15) (28)
	1840, 1840 L 1843, 1843 L	04.96 - 10.02 04.96 - 10.02	 Lenkstockhebel zur 1. VA / Pitman Arm to 1st FA 1.VA / 1st FA Radstand [mm] / Wheelbase [mm]:5400 Radstand [mm] / Wheelbase [mm]:5700 Baumuster / Type:950.044/046-047/056-057 Fahrgestellhöhe niedrig 868 mm / height of chassis low 868 mm	(66) (15) (76) (76) (28) (44)
	1848, 1848 L 1853, 1853 L 1857 L	04.96 - 10.02 04.96 - 10.02 04.97 - 10.02	 Lenkstockhebel zur 1. VA / Pitman Arm to 1st FA 1.VA / 1st FA Baumuster / Type:950.031-038	(66) (15) (28)
	1832, L, LL 1836, L, LL 1846, L, LL	04.03 - 04.03 - 04.03 -	 Lenkstockhebel zur 1. VA / Pitman Arm to 1st FA 1.VA / 1st FA Baumuster / Type:930.031-038	(66) (15) (28)
	1832, L, LL 1836, L, LL 1846, L, LL	04.03 - 04.03 - 04.03 -	 Lenkstockhebel zur 1. VA / Pitman Arm to 1st FA 1.VA / 1st FA Radstand [mm] / Wheelbase [mm]:4800 Radstand [mm] / Wheelbase [mm]:5400 Radstand [mm] / Wheelbase [mm]:5700 Baumuster / Type:930.044/046-047/056-057 Fahrgestellhöhe niedrig 868 mm / height of chassis low 868 mm	(66) (15) (76) (76) (76) (28) (44)
	1832, LS, LLS 1836 LS, LLS, 11946 ccm 1844 LS, LLS 1846 LS, LLS	04.03 - 04.03 - 04.03 - 04.03 -	 Lenkstockhebel zur 1. VA / Pitman Arm to 1st FA 1.VA / 1st FA Baumuster / Type:934.031-033	(66) (15) (28)
	1832, LS, LLS 1836 LS, LLS, 11946 ccm 1844 LS, LLS 1846 LS, LLS	04.03 - 04.03 - 04.03 - 04.03 -	 Lenkstockhebel zur 1. VA / Pitman Arm to 1st FA 1.VA / 1st FA Baumuster / Type:934.042/053/062 Fahrgestellhöhe niedrig 868 mm / height of chassis low 868 mm	(66) (15) (28) (44)
	1832 K 1848 K, 11946 ccm	04.03 - 04.03 -	 Lenkstockhebel zur 1. VA / Pitman Arm to 1st FA Radstand [mm] / Wheelbase [mm]:3600 Radstand [mm] / Wheelbase [mm]:3900 Baumuster / Type:932.002-003	(66) (76) (76) (28)
	1836 K 1841 L, LL 1844 K 1846 K 1850, 1851 K	04.03 - 04.03 - 04.03 - 04.03 - 04.03 -	 Lenkstockhebel zur 1. VA / Pitman Arm to 1st FA Radstand [mm] / Wheelbase [mm]:3900 Baumuster / Type:932.003	(66) (76) (76) (28)
	1841, L, LL	04.03 -	 Lenkstockhebel zur 1. VA / Pitman Arm to 1st FA 1.VA / 1st FA Radstand [mm] / Wheelbase [mm]:4200 Radstand [mm] / Wheelbase [mm]:4800 Radstand [mm] / Wheelbase [mm]:5100 Radstand [mm] / Wheelbase [mm]:5400 Radstand [mm] / Wheelbase [mm]:5700 Baumuster / Type:930.032/034-037	(66) (15) (76) (76) (76) (76) (28)
	1841, L, LL	04.03 -	 Lenkstockhebel zur 1. VA / Pitman Arm to 1st FA 1.VA / 1st FA Radstand [mm] / Wheelbase [mm]:4800 Radstand [mm] / Wheelbase [mm]:5400 Radstand [mm] / Wheelbase [mm]:5700 Baumuster / Type:930.044/046-047/056-057 Fahrgestellhöhe niedrig 868 mm / height of chassis low 868 mm	(66) (15) (76) (76) (76) (28) (44)




MERCEDES-BENZ

ACTROS 1824 - 1861

4x2

04.96 -

1	Lenkstange / Centre Rod Assembly Schubstange / Push Rod einseitig verstellbar / Adjustable on one side Länge [mm] / Length [mm]:876 Konusmaß [mm] / Cone Size [mm]:28,6 Rohr-Ø [mm] / Pipe Ø [mm]:40 mit Zubehör / with accessories	(6) (85) (101) (69) (58) (80) (140)	24244 01 002 460 48 05  27623 01
1841 LS, LLS	04.03 -		Lenkstockhebel zur 1. VA / Pitman Arm to 1st FA (66) 1.VA / 1st FA (15) Baumuster / Type:934.031-033 (28)
1841 LS, LLS	04.03 -		Lenkstockhebel zur 1. VA / Pitman Arm to 1st FA (66) 1.VA / 1st FA (15) Baumuster / Type:934.053/062 (28) Fahrgestellhöhe niedrig 868 mm / height of chassis low 868 mm (44)
1844, L, LL	04.03 -		Lenkstockhebel zur 1. VA / Pitman Arm to 1st FA (66) 1.VA / 1st FA (15) Radstand [mm] / Wheelbase [mm]:4200 (76) Radstand [mm] / Wheelbase [mm]:4800 (76) Radstand [mm] / Wheelbase [mm]:5400 (76) Baumuster / Type:930.032/034/036 (28)
1844, L, LL	04.03 -		Lenkstockhebel zur 1. VA / Pitman Arm to 1st FA (66) 1.VA / 1st FA (15) Radstand [mm] / Wheelbase [mm]:4800 (76) Radstand [mm] / Wheelbase [mm]:5400 (76) Radstand [mm] / Wheelbase [mm]:5700 (76) Baumuster / Type:930.044/046-047/056-057 (28) Fahrgestellhöhe niedrig 868 mm / height of chassis low 868 mm (44)
1850, 1851 LS, LLS 1854 LS 1858 LS 1860 LS	04.03 - 04.03 - 10.02 - 06.08 -		Lenkstockhebel zur 1. VA / Pitman Arm to 1st FA (66) 1.VA / 1st FA (15) Baumuster / Type:934.031-033 (28)
1858, L 1860 L, LL	04.03 - 05.05 -		Lenkstockhebel zur 1. VA / Pitman Arm to 1st FA (66) 1.VA / 1st FA (15) Radstand [mm] / Wheelbase [mm]:4800 (76) Baumuster / Type:930.034 (28)
1848, L, LL, 11946 ccm	04.03 -		Lenkstockhebel zur 1. VA / Pitman Arm to 1st FA (66) 1.VA / 1st FA (15) Radstand [mm] / Wheelbase [mm]:4800 (76) Radstand [mm] / Wheelbase [mm]:5400 (76) Radstand [mm] / Wheelbase [mm]:5700 (76) Baumuster / Type:930.044/046-047 (28) Fahrgestellhöhe niedrig 868 mm / height of chassis low 868 mm (44)
1848, L, LL, 11946 ccm	04.03 -		Lenkstockhebel zur 1. VA / Pitman Arm to 1st FA (66) 1.VA / 1st FA (15) Baumuster / Type:930.031-038 (28)
1848, LS, LLS	04.03 -		Lenkstockhebel zur 1. VA / Pitman Arm to 1st FA (66) 1.VA / 1st FA (15) Baumuster / Type:934.031-033 (28)
1848, LS, LLS	04.03 -		Lenkstockhebel zur 1. VA / Pitman Arm to 1st FA (66) 1.VA / 1st FA (15) Baumuster / Type:934.042/053 (28) Fahrgestellhöhe niedrig 868 mm / height of chassis low 868 mm (44)
1848, L, LL, 15928 ccm 1855, L, LL	04.03 - 06.08 -		Lenkstockhebel zur 1. VA / Pitman Arm to 1st FA (66) 1.VA / 1st FA (15) Radstand [mm] / Wheelbase [mm]:4200 (76) Radstand [mm] / Wheelbase [mm]:4800 (76) Radstand [mm] / Wheelbase [mm]:5100 (76) Radstand [mm] / Wheelbase [mm]:5400 (76) Radstand [mm] / Wheelbase [mm]:5700 (76) Baumuster / Type:930.032/034-037 (28)

Pos








Ref.



MERCEDES-BENZ
















ACTROS 1824 - 1861 4x2 04.96 -

 1	Lenkstange / Centre Rod Assembly		24244 01 002 460 48 05  27623 01	
	Schubstange / Push Rod einseitig verstellbar / Adjustable on one side		(6) (85) (101)	
	Länge [mm] / Length [mm]:876 Konusmaß [mm] / Cone Size [mm]:28,6 Rohr-Ø [mm] / Pipe Ø [mm]:40 mit Zubehör / with accessories		(69) (58) (80) (140)	
1831 K	04.03 -	 Lenkstockhebel zur 1. VA / Pitman Arm to 1st FA Baumuster / Type:932.002-003	(66)	
1835 K	04.03 -		(28)	
1840 K	04.03 -			
1848 K, 15928 ccm	04.03 -			
1861 LS	05.05 -	 Lenkstockhebel zur 1. VA / Pitman Arm to 1st FA 1.VA / 1st FA Baumuster / Type:934.032	(66)	
			(15)	
			(28)	



MERCEDES-BENZ













ACTROS 1824 - 1861 4x2 04.96 -

1	Lenkstange / Centre Rod Assembly	(6)	25721 01	002 460 46 05
	Schubstange / Push Rod einseitig verstellbar / Adjustable on one side Länge [mm] / Length [mm]:895 Konusmaß [mm] / Cone Size [mm]:28,6 Rohr-Ø [mm] / Pipe Ø [mm]:36 mit Zubehör / with accessories mit Sicherungsmutter / with lock nut	(85) (101) (69) (58) (80) (140) (138)		↳ 23077 01
	1831, 1831 L 1835, 1835 L	04.96 - 10.02 04.96 - 10.02		Lenkstockhebel zur 1. VA / Pitman Arm to 1st FA (66) Trommelbremse / Drum Brake (86) Baumuster / Type:950.003-008 (28)
	1831, 1831 L 1835, 1835 L	04.96 - 10.02 04.96 - 10.02		Lenkstockhebel zur 1. VA / Pitman Arm to 1st FA (66) Trommelbremse / Drum Brake (86) Baumuster / Type:950.031-038 (28)
	1831 S, 1831 LS 1835 S, 1835 LS 1840 S, 1840 LS 1843 S, 1843 LS 1846 S, 1846 LS	04.96 - 10.02 04.96 - 10.02 04.96 - 10.02 04.96 - 10.02 10.98 -		Lenkstockhebel zur 1. VA / Pitman Arm to 1st FA (66) Trommelbremse / Drum Brake (86) Radstand [mm] / Wheelbase [mm]:3600 (76) Baumuster / Type:954.042 (28) Fahrgestellhöhe niedrig 868 mm / height of chassis low 868 mm (44)
	1831 S, 1831 LS 1835 S, 1835 LS 1840 S, 1840 LS 1843 S, 1843 LS 1846 S, 1846 LS	04.96 - 10.02 04.96 - 10.02 04.96 - 10.02 04.96 - 10.02 10.98 -		Lenkstockhebel zur 1. VA / Pitman Arm to 1st FA (66) Trommelbremse / Drum Brake (86) Radstand [mm] / Wheelbase [mm]:3600 (76) Radstand [mm] / Wheelbase [mm]:3900 (76) Baumuster / Type:954.002-003 (28)
	1831 S, 1831 LS 1835 S, 1835 LS 1840 S, 1840 LS 1843 S, 1843 LS 1846 S, 1846 LS	04.96 - 10.02 04.96 - 10.02 04.96 - 10.02 04.96 - 10.02 10.98 -		Lenkstockhebel zur 1. VA / Pitman Arm to 1st FA (66) Trommelbremse / Drum Brake (86) Radstand [mm] / Wheelbase [mm]:3600 (76) Radstand [mm] / Wheelbase [mm]:3900 (76) Baumuster / Type:954.032-033 (28)
	1831 K 1835 K 1840 K 1843 K 1848 K, 15928 ccm	04.97 - 10.02 04.97 - 10.02 04.97 - 10.02 04.97 - 10.02 04.97 - 10.02		Lenkstockhebel zur 1. VA / Pitman Arm to 1st FA (66) Trommelbremse / Drum Brake (86) Radstand [mm] / Wheelbase [mm]:3600 (76) Radstand [mm] / Wheelbase [mm]:3900 (76) Baumuster / Type:952.002-003 (28)
	1840, 1840 L 1843, 1843 L	04.96 - 10.02 04.96 - 10.02		Lenkstockhebel zur 1. VA / Pitman Arm to 1st FA (66) Trommelbremse / Drum Brake (86) Baumuster / Type:950.031-038 (28)
	1840, 1840 L 1843, 1843 L	04.96 - 10.02 04.96 - 10.02		Lenkstockhebel zur 1. VA / Pitman Arm to 1st FA (66) Trommelbremse / Drum Brake (86) Radstand [mm] / Wheelbase [mm]:4800 (76) Radstand [mm] / Wheelbase [mm]:5400 (76) Radstand [mm] / Wheelbase [mm]:5700 (76) Baumuster / Type:950.004/006-007 (28)
	1848, 1848 L 1853, 1853 L	04.96 - 10.02 04.96 - 10.02		Lenkstockhebel zur 1. VA / Pitman Arm to 1st FA (66) Trommelbremse / Drum Brake (86) Baumuster / Type:950.031-038 (28)
	1848, 1848 L 1853, 1853 L	04.96 - 10.02 04.96 - 10.02		Lenkstockhebel zur 1. VA / Pitman Arm to 1st FA (66) Trommelbremse / Drum Brake (86) Radstand [mm] / Wheelbase [mm]:4800 (76) Radstand [mm] / Wheelbase [mm]:5400 (76) Baumuster / Type:950.004/006 (28)
	1848 S, 1848 LS 1853 S, 1853 LS 1857 LS	04.96 - 10.02 04.96 - 10.02 04.97 - 10.02		Lenkstockhebel zur 1. VA / Pitman Arm to 1st FA (66) Trommelbremse / Drum Brake (86) Radstand [mm] / Wheelbase [mm]:3600 (76) Radstand [mm] / Wheelbase [mm]:3900 (76) Baumuster / Type:954.002-003 (28)
	1848 S, 1848 LS 1853 S, 1853 LS 1857 LS	04.96 - 10.02 04.96 - 10.02 04.97 - 10.02		Lenkstockhebel zur 1. VA / Pitman Arm to 1st FA (66) Trommelbremse / Drum Brake (86) Radstand [mm] / Wheelbase [mm]:3600 (76) Radstand [mm] / Wheelbase [mm]:3900 (76) Baumuster / Type:954.032-033 (28)
	1857 L	04.97 - 10.02		Lenkstockhebel zur 1. VA / Pitman Arm to 1st FA (66) Trommelbremse / Drum Brake (86) Baumuster / Type:950.031-038 (28)
	1832, L, LL 1836, L, LL	04.03 - 04.03 -		Lenkstockhebel zur 1. VA / Pitman Arm to 1st FA (66) Trommelbremse / Drum Brake (86) Baumuster / Type:930.31/32/33/34/35/36/37/38 (28)



MERCEDES-BENZ

ACTROS 1824 - 1861 4x2 04.96 -

 1	<p>Lenkstange / Centre Rod Assembly Schubstange / Push Rod einseitig verstellbar / Adjustable on one side Länge [mm] / Length [mm]:895 Konusmaß [mm] / Cone Size [mm]:28,6 Rohr-Ø [mm] / Pipe Ø [mm]:36 mit Zubehör / with accessories mit Sicherungsmutter / with lock nut</p>	<p>(6) (85) (101) (69) (58) (80) (140) (138)</p>	<p>25721 01 002 460 46 05  23077 01</p>	
	<p>1832, L, LL 04.03 - 1836, L, LL 04.03 -</p>	<p> Lenkstockhebel zur 1. VA / Pitman Arm to 1st FA (66) Trommelbremse / Drum Brake (86) Radstand [mm] / Wheelbase [mm]:4500 (76) Radstand [mm] / Wheelbase [mm]:4800 (76) Radstand [mm] / Wheelbase [mm]:5100 (76) Radstand [mm] / Wheelbase [mm]:5400 (76) Radstand [mm] / Wheelbase [mm]:5700 (76) Radstand [mm] / Wheelbase [mm]:6000 (76) Baumuster / Type:930.003-006/7/8 (28)</p>		
<p>1832, LS, LLS 04.03 - 1836 LS, LLS, 11946 ccm 04.03 - 1841 LS, LLS 04.03 - 1844 LS, LLS 04.03 - 1846 LS, LLS 04.03 -</p>	<p> Lenkstockhebel zur 1. VA / Pitman Arm to 1st FA (66) Trommelbremse / Drum Brake (86) Baumuster / Type:934.042 (28) Fahrgestellhöhe niedrig 868 mm / height of chassis low 868 mm (44)</p>			
<p>1832, LS, LLS 04.03 - 1836 LS, LLS, 11946 ccm 04.03 - 1841 LS, LLS 04.03 - 1844 LS, LLS 04.03 - 1846 LS, LLS 04.03 -</p>	<p> Lenkstockhebel zur 1. VA / Pitman Arm to 1st FA (66) Trommelbremse / Drum Brake (86) Baumuster / Type:934.031-033 (28)</p>			
<p>1832 K 04.03 - 1848 K, 11946 ccm 04.03 -</p>	<p> Lenkstockhebel zur 1. VA / Pitman Arm to 1st FA (66) Trommelbremse / Drum Brake (86) Radstand [mm] / Wheelbase [mm]:3600 (76) Radstand [mm] / Wheelbase [mm]:3900 (76) Baumuster / Type:932.002-003 (28)</p>			
<p>1836 K 04.03 - 1841 L, LL 04.03 - 1844 K 04.03 - 1846 K 04.03 - 1850, 1851 K 04.03 -</p>	<p> Lenkstockhebel zur 1. VA / Pitman Arm to 1st FA (66) Trommelbremse / Drum Brake (86) Radstand [mm] / Wheelbase [mm]:3900 (76) Baumuster / Type:932.003 (28)</p>			
<p>1841, L, LL 04.03 - 1844, L, LL 04.03 -</p>	<p> Lenkstockhebel zur 1. VA / Pitman Arm to 1st FA (66) Trommelbremse / Drum Brake (86) Radstand [mm] / Wheelbase [mm]:4800 (76) Radstand [mm] / Wheelbase [mm]:5100 (76) Radstand [mm] / Wheelbase [mm]:5400 (76) Radstand [mm] / Wheelbase [mm]:5700 (76) Radstand [mm] / Wheelbase [mm]:6000 (76) Baumuster / Type:930.004/006-007 (28)</p>			
<p>1841, L, LL 04.03 - 1844, L, LL 04.03 -</p>	<p> Lenkstockhebel zur 1. VA / Pitman Arm to 1st FA (66) Trommelbremse / Drum Brake (86) Radstand [mm] / Wheelbase [mm]:4200 (76) Radstand [mm] / Wheelbase [mm]:4800 (76) Radstand [mm] / Wheelbase [mm]:5100 (76) Radstand [mm] / Wheelbase [mm]:5400 (76) Baumuster / Type:930.032/034-036 (28)</p>			
<p>1846, L, LL 04.03 -</p>	<p> Lenkstockhebel zur 1. VA / Pitman Arm to 1st FA (66) Trommelbremse / Drum Brake (86) Radstand von [mm] / Wheelbase from [mm]:3900 (78) Radstand bis [mm] / Wheelbase to [mm]:6000 (77) Baumuster / Type:930.031-038 (28)</p>			
<p>1846, L, LL 04.03 -</p>	<p> Lenkstockhebel zur 1. VA / Pitman Arm to 1st FA (66) Trommelbremse / Drum Brake (86) Radstand [mm] / Wheelbase [mm]:4500 (76) Radstand [mm] / Wheelbase [mm]:4800 (76) Radstand [mm] / Wheelbase [mm]:5100 (76) Radstand [mm] / Wheelbase [mm]:5400 (76) Radstand [mm] / Wheelbase [mm]:5700 (76) Radstand [mm] / Wheelbase [mm]:6000 (76) Baumuster / Type:930.003-008 (28)</p>			









MERCEDES-BENZ

ACTROS 1824 - 1861

4x2








04.96 -

 1	Lenkstange / Centre Rod Assembly Schubstange / Push Rod einseitig verstellbar / Adjustable on one side Länge [mm] / Length [mm]:895 Konusmaß [mm] / Cone Size [mm]:28,6 Rohr-Ø [mm] / Pipe Ø [mm]:36 mit Zubehör / with accessories mit Sicherungsmutter / with lock nut	(6) (85) (101) (69) (58) (80) (140) (138)	25721 01  002 460 46 05 23077 01
	1850, 1851, L, LL 1854, L	04.03 - 04.03 -	 Lenkstockhebel zur 1. VA / Pitman Arm to 1st FA (66) Trommelbremse / Drum Brake (86) Radstand [mm] / Wheelbase [mm]:4800 (76) Radstand [mm] / Wheelbase [mm]:5100 (76) Radstand [mm] / Wheelbase [mm]:5400 (76) Radstand [mm] / Wheelbase [mm]:5700 (76) Radstand [mm] / Wheelbase [mm]:6000 (76) Baumuster / Type:930.004/006-007 (28)
	1850, 1851, L, LL 1854, L	04.03 - 04.03 -	Lenkstockhebel zur 1. VA / Pitman Arm to 1st FA (66) Trommelbremse / Drum Brake (86) Radstand [mm] / Wheelbase [mm]:4200 (76) Radstand [mm] / Wheelbase [mm]:5100 (76) Radstand [mm] / Wheelbase [mm]:5400 (76) Baumuster / Type:930.032/034/036 (28)
	1850, 1851 LS, LLS 1854 LS 1858 LS 1860 LS	04.03 - 04.03 - 10.02 - 06.08 -	Lenkstockhebel zur 1. VA / Pitman Arm to 1st FA (66) Trommelbremse / Drum Brake (86) Baumuster / Type:934.031-033 (28)
	1858, L 1860 L, LL	04.03 - 05.05 -	Lenkstockhebel zur 1. VA / Pitman Arm to 1st FA (66) Trommelbremse / Drum Brake (86) für Fahrzeuge mit Teilluftfederung / for vehicles with part-pneumatic suspension (113) Radstand [mm] / Wheelbase [mm]:4800 (76) Baumuster / Type:930.034 (28)
	1848, L, LL, 11946 ccm	04.03 -	 Lenkstockhebel zur 1. VA / Pitman Arm to 1st FA (66) Trommelbremse / Drum Brake (86) Radstand [mm] / Wheelbase [mm]:4500 (76) Radstand [mm] / Wheelbase [mm]:4800 (76) Radstand [mm] / Wheelbase [mm]:5100 (76) Radstand [mm] / Wheelbase [mm]:5400 (76) Radstand [mm] / Wheelbase [mm]:5700 (76) Radstand [mm] / Wheelbase [mm]:6000 (76) Baumuster / Type:930.003-008 (28)
	1848, L, LL, 11946 ccm	04.03 -	Lenkstockhebel zur 1. VA / Pitman Arm to 1st FA (66) Trommelbremse / Drum Brake (86) Baumuster / Type:930.031-038 (28)
	1848, LS, LLS	04.03 -	Lenkstockhebel zur 1. VA / Pitman Arm to 1st FA (66) Trommelbremse / Drum Brake (86) Baumuster / Type:934.042/053 (28) Fahrgestellhöhe niedrig 868 mm / height of chassis low 868 mm (44)
	1848, LS, LLS	04.03 -	Lenkstockhebel zur 1. VA / Pitman Arm to 1st FA (66) Trommelbremse / Drum Brake (86) Baumuster / Type:934.031-033 (28)
	1848, L, LL, 15928 ccm 1855, L, LL	04.03 - 06.08 -	Lenkstockhebel zur 1. VA / Pitman Arm to 1st FA (66) Trommelbremse / Drum Brake (86) Radstand [mm] / Wheelbase [mm]:4200 (76) Radstand [mm] / Wheelbase [mm]:4800 (76) Radstand [mm] / Wheelbase [mm]:5100 (76) Radstand [mm] / Wheelbase [mm]:5400 (76) Baumuster / Type:930.032/034-036 (28)
	1848, L, LL, 15928 ccm 1855, L, LL	04.03 - 06.08 -	 Lenkstockhebel zur 1. VA / Pitman Arm to 1st FA (66) Trommelbremse / Drum Brake (86) Radstand [mm] / Wheelbase [mm]:4500 (76) Radstand [mm] / Wheelbase [mm]:4800 (76) Radstand [mm] / Wheelbase [mm]:5100 (76) Radstand [mm] / Wheelbase [mm]:5400 (76) Radstand [mm] / Wheelbase [mm]:5700 (76) Radstand [mm] / Wheelbase [mm]:6000 (76) Baumuster / Type:930.003-006/7/8 (28)
	1831 K 1835 K 1840 K 1848 K, 15928 ccm	04.03 - 04.03 - 04.03 - 04.03 -	 Lenkstockhebel zur 1. VA / Pitman Arm to 1st FA (66) Trommelbremse / Drum Brake (86) Baumuster / Type:932.002-003 (28)
	1861 LS	05.05 -	Lenkstockhebel zur 1. VA / Pitman Arm to 1st FA (66) Trommelbremse / Drum Brake (86) Baumuster / Type:934.032 (28)



MERCEDES-BENZ



ACTROS 1824 - 1861 4x2 04.96 -

 1	Lenkstange / Centre Rod Assembly Schubstange / Push Rod einseitig verstellbar / Adjustable on one side Länge [mm] / Length [mm]:858 Konusmaß [mm] / Cone Size [mm]:28,6 Rohr-Ø [mm] / Pipe Ø [mm]:40 mit Zubehör / with accessories	(6) (85) (101) (69) (58) (80) (140)	27683 01 002 460 97 05  27623 01	
	1831 S, 1831 LS 1835 S, 1835 LS 1840 S, 1840 LS 1843 S, 1843 LS 1846 S, 1846 LS	04.96 - 10.02 04.96 - 10.02 04.96 - 10.02 04.96 - 10.02 10.98 -	Lenkstockhebel zur 1. VA / Pitman Arm to 1st FA Baumuster / Type:954.062 Fahrgestellhöhe niedrig 868 mm / height of chassis low 868 mm	(66) (28) (44)
	1832, LS, LLS 1836 LS, LLS, 11946 ccm 1841 LS, LLS 1844 LS, LLS 1846 LS, LLS	04.03 - 04.03 - 04.03 - 04.03 - 04.03 -	Lenkstockhebel zur 1. VA / Pitman Arm to 1st FA Baumuster / Type:934.062 Fahrgestellhöhe niedrig 868 mm / height of chassis low 868 mm	(66) (28) (44)
	 1			
Lenkstange / Centre Rod Assembly Schubstange / Push Rod einseitig verstellbar / Adjustable on one side Länge [mm] / Length [mm]:888 Konusmaß [mm] / Cone Size [mm]:28,6 Rohr-Ø [mm] / Pipe Ø [mm]:42 mit Zubehör / with accessories	(6) (85) (101) (69) (58) (80) (140)	35331 01 003 460 18 05  27623 01		
1832, LS, LLS 1836 LS, LLS, 11946 ccm 1841 LS, LLS 1844 LS, LLS 1846 LS, LLS	04.03 - 04.03 - 04.03 - 04.03 - 04.03 -	 Lenkstockhebel zur 1. VA / Pitman Arm to 1st FA Achsausführung / Axle Version:VL4 Achslast [t] / Axle Load [t]:7,5 Achslast [t] / Axle Load [t]:8,0 Baumuster / Type:934.031-033	(66) (19) (23) (23) (28)	
1848 S, LS 1848, LS, LLS 1850, 1851 LS, LLS 1854 LS 1855 LS, LLS 1860 LS	04.03 - 04.03 - 04.03 - 04.03 - 06.08 - 06.08 -	 Lenkstockhebel zur 1. VA / Pitman Arm to 1st FA Achsausführung / Axle Version:VL4 Achslast [t] / Axle Load [t]:7,5 Achslast [t] / Axle Load [t]:8,0 Baumuster / Type:934.032-033	(66) (19) (23) (23) (28)	
1858 LS 1861 LS	10.02 - 05.05 -	 Lenkstockhebel zur 1. VA / Pitman Arm to 1st FA Achsausführung / Axle Version:VL4 Achslast [t] / Axle Load [t]:7,5 Achslast [t] / Axle Load [t]:8,0 Baumuster / Type:934.032	(66) (19) (23) (23) (28)	



MERCEDES-BENZ







ACTROS 1824 - 1861 4x2 04.96 -

1	Lenkstange / Centre Rod Assembly Schubstange / Push Rod einseitig verstellbar / Adjustable on one side Länge [mm] / Length [mm]:783 Rohr-Ø [mm] / Pipe Ø [mm]:42 Konusmaß [mm] / Cone Size [mm]:28,6 mit Sicherungsmutter / with lock nut	(6) (85) (101) (69) (80) (58) (138)	36538 01 003 460 53 05  ↳ 27623 01	
	1824 LS	07.11 -	Lenkstockhebel zur 1. VA / Pitman Arm to 1st FA	(66)
	1832 LS	07.11 -	nicht für / not for:RH800	(141)
	1842 LS	07.11 -	für / for:508063 66	(102)
	1851 LS	07.11 -	Baumuster / Type:963.404/406	(28)
	1833 L	07.11 -	Lenkstockhebel zur 1. VA / Pitman Arm to 1st FA	(66)
	1840 L	07.11 -	nicht für / not for:RH800	(141)
	1842 L	07.11 -	für / for:508063 66	(102)
	1843 L	07.11 -	Baumuster / Type:963.004-005	(28)
	1845 L	07.11 -		
1848 L	07.11 -			
1833 LS	07.11 -	Lenkstockhebel zur 1. VA / Pitman Arm to 1st FA	(66)	
1836 LS	07.11 -	nicht für / not for:RH800	(141)	
1840 LS	07.11 -	für / for:508063 66	(102)	
1843 LS	07.11 -	Baumuster / Type:963.404-406	(28)	
1845 LS	07.11 -			
1848 LS	07.11 -			
1824 L	07.11 -	Lenkstockhebel zur 1. VA / Pitman Arm to 1st FA	(66)	
1827 L	07.11 -	nicht für / not for:RH800	(141)	
1830 L	07.11 -	für / for:508063 66	(102)	
1835 L	07.11 -	Baumuster / Type:963.004	(28)	
1836 L	07.11 -			
1851 L	07.11 -			
1827 LS	07.11 -	Lenkstockhebel zur 1. VA / Pitman Arm to 1st FA	(66)	
1830 LS	07.11 -	nicht für / not for:RH800	(141)	
1835 LS	07.11 -	für / for:508063 66	(102)	
		Baumuster / Type:963.406	(28)	
1	Lenkstange / Centre Rod Assembly Schubstange / Push Rod einseitig verstellbar / Adjustable on one side Länge [mm] / Length [mm]:776 Rohr-Ø [mm] / Pipe Ø [mm]:42 Konusmaß [mm] / Cone Size [mm]:28,6 mit Sicherungsmutter / with lock nut	(6) (85) (101) (69) (80) (58) (138)	36539 01 003 460 55 05  ↳ 27623 01	
	1824 LS	07.11 -	Lenkstockhebel zur 1. VA / Pitman Arm to 1st FA	(66)
	1827 LS	07.11 -	für / for:508063 64	(102)
	1830 LS	07.11 -	Baumuster / Type:963.403	(28)
	1832 LS	07.11 -		
	1833 LS	07.11 -		
	1835 LS	07.11 -		
	1836 LS	07.11 -		
	1840 LS	07.11 -		
	1842 LS	07.11 -		
1843 LS	07.11 -			
1845 LS	07.11 -			
1848 LS	07.11 -			
1851 LS	07.11 -			
1824 L	07.11 -	Lenkstockhebel zur 1. VA / Pitman Arm to 1st FA	(66)	
1827 L	07.11 -	für / for:508063 64	(102)	
1830 L	07.11 -	Baumuster / Type:963.003	(28)	
1833 L	07.11 -			
1835 L	07.11 -			
1836 L	07.11 -			
1840 L	07.11 -			
1842 L	07.11 -			
1843 L	07.11 -			
1845 L	07.11 -			
1848 L	07.11 -			
1851 L	07.11 -			



MERCEDES-BENZ






ACTROS 1824 - 1861 4x2 04.96 -

 <div style="border: 1px solid black; padding: 2px; display: inline-block;">1</div>	Lenkstange / Centre Rod Assembly Schubstange / Push Rod einseitig verstellbar / Adjustable on one side Länge [mm] / Length [mm]:801 Konusmaß [mm] / Cone Size [mm]:28,6 Rohr-Ø [mm] / Pipe Ø [mm]:42 mit Sicherungsmutter / with lock nut	(6) (85) (101) (69) (58) (80) (138)	36722 01 003 460 54 05  27623 01
	1824 LS 07.11 - 1827 LS 07.11 - 1830 LS 07.11 - 1832 LS 07.11 - 1833 LS 07.11 - 1835 LS 07.11 - 1836 LS 07.11 - 1840 LS 07.11 - 1842 LS 07.11 - 1843 LS 07.11 - 1845 LS 07.11 - 1848 LS 07.11 - 1851 LS 07.11 -	Lenkstockhebel zur 1. VA / Pitman Arm to 1st FA für / for:508063 65 Baumuster / Type:963.403	(66) (102) (28)
1824 L 1827 L 1830 L 1833 L 1835 L 1836 L 1840 L 1842 L 1843 L 1845 L 1848 L 1851 L	07.11 - 07.11 - 07.11 - 07.11 - 07.11 - 07.11 - 07.11 - 07.11 - 07.11 - 07.11 - 07.11 - 07.11 -	Lenkstockhebel zur 1. VA / Pitman Arm to 1st FA für / for:508063 65 Baumuster / Type:963.003	(66) (102) (28)
 <div style="border: 1px solid black; padding: 2px; display: inline-block;">1</div>	Lenkstange / Centre Rod Assembly Schubstange / Push Rod einseitig verstellbar / Adjustable on one side Länge [mm] / Length [mm]:773 Konusmaß [mm] / Cone Size [mm]:28,6 Rohr-Ø [mm] / Pipe Ø [mm]:42 mit Zubehör / with accessories mit Sicherungsmutter / with lock nut	(6) (85) (101) (69) (58) (80) (140) (138)	37325 01 003 460 73 05  27623 01
1836 LS 1840 LS 1843 LS 1845 LS 1848 LS	07.11 - 07.11 - 07.11 - 07.11 - 07.11 -	 Lenkstockhebel zur 1. VA / Pitman Arm to 1st FA 1.HA / 1st RA für / for:RH800 für / for:539443 19 Baumuster / Type:963.405-406	(66) (14) (102) (102) (28)
1833 L 1840 L 1843 L 1845 L 1848 L	07.11 - 07.11 - 07.11 - 07.11 - 07.11 -	 Lenkstockhebel zur 1. VA / Pitman Arm to 1st FA 1.HA / 1st RA für / for:RH800 für / for:539443 19 Baumuster / Type:963.005	(66) (14) (102) (102) (28)



MERCEDES-BENZ













ACTROS 1824 - 1861 4x2 04.96 -

 <div style="border: 1px solid black; padding: 2px; display: inline-block;">6</div>	Spurstange / Rod Assembly Führungsstange / Guide Rod beidseitig verstellbar / Adjustable on both sides Länge [mm] / Length [mm]:1565 Konusmaß [mm] / Cone Size [mm]:32 Rohr-Ø [mm] / Pipe Ø [mm]:50 mit Zubehör / with accessories	(9) (46) (100) (69) (58) (80) (140)	22807 01 942 330 09 03  11394 04  12280 04 	
	1831, 1831 L 1835, 1835 L	04.96 - 10.02 04.96 - 10.02	Achsausführung / Axle Version:739540 ab Achsnummer / from Axle Number:544049 Baumuster / Type:950.034-038	(19) (93) (28)
	1831, 1831 L 1835, 1835 L	04.96 - 10.02 04.96 - 10.02	 Achsausführung / Axle Version:739540 ab Achsnummer / from Axle Number:544049 1.VA / 1st FA Radstand von [mm] / Wheelbase from [mm]:4500 Radstand bis [mm] / Wheelbase to [mm]:6000 Baumuster / Type:950.003-008	(19) (93) (15) (78) (77) (28)
	1840, 1840 L	04.96 - 10.02	Achsausführung / Axle Version:739540 ab Achsnummer / from Axle Number:544049 Baumuster / Type:950.031-032/034-037/044/046	(19) (93) (28)
	1843, 1843 L 1848, 1848 L 1853, 1853 L	04.96 - 10.02 04.96 - 10.02 04.96 - 10.02	Achsausführung / Axle Version:739540 ab Achsnummer / from Axle Number:544049 Baumuster / Type:950.032-036/044/046	(19) (93) (28)
	1857 L	04.97 - 10.02	Achsausführung / Axle Version:739540 ab Achsnummer / from Axle Number:544049 Baumuster / Type:950.034	(19) (93) (28)
	1857 LS	04.97 - 10.02	Achsausführung / Axle Version:739540 ab Achsnummer / from Axle Number:544049 Baumuster / Type:954.032-033	(19) (93) (28)



MERCEDES-BENZ







ACTROS 1824 - 1861 4x2 04.96 -

 6	Spurstange / Rod Assembly Führungsstange / Guide Rod beidseitig verstellbar / Adjustable on both sides Länge [mm] / Length [mm]:1735 Konusmaß [mm] / Cone Size [mm]:32 Rohr-Ø [mm] / Pipe Ø [mm]:50 mit Zubehör / with accessories	(9) (46) (100) (69) (58) (80) (140)	23988 01 941 330 02 03  11394 04  12280 04	
	1831 K	04.97 - 10.02	Achsausführung / Axle Version:739500 Baumuster / Type:952.002-003	(19) (28)
1835 K	04.97 - 10.02	Achsausführung / Axle Version:739500	(19)	
1840 K	04.97 - 10.02	Baumuster / Type:952.003	(28)	
1843 K	04.97 - 10.02			
1848 K, 15928 ccm	04.97 - 10.02			
1832, L, LL	04.03 -	 Achsausführung / Axle Version:739500 1.VA / 1st FA Radstand von [mm] / Wheelbase from [mm]:4500 Radstand bis [mm] / Wheelbase to [mm]:6000 Baumuster / Type:930.003-008	(19)	
1836, L, LL	04.03 -		(15)	
1848, L, LL, 11946 ccm	04.03 -		(78)	
1848, L, LL, 15928 ccm	04.03 -		(77)	
1855, L, LL	06.08 -		(28)	
1832, LS, LLS	04.03 -	Achsausführung / Axle Version:739500 Baumuster / Type:934.031-033	(19)	
1836 LS, LLS, 11946 ccm	04.03 -		(28)	
1841 LS, LLS	04.03 -			
1844 LS, LLS	04.03 -			
1846 LS, LLS	04.03 -			
1848, LS, LLS	04.03 -			
1860 LS	06.08 -			
1832 K	04.03 -	 Achsausführung / Axle Version:739500 1.VA / 1st FA Radstand [mm] / Wheelbase [mm]:3600 Radstand [mm] / Wheelbase [mm]:3900 Baumuster / Type:932.002-003	(19)	
1848 K, 11946 ccm	04.03 -		(15)	
			(76)	
			(28)	
1836 K	04.03 -	 Achsausführung / Axle Version:739500 1.VA / 1st FA Radstand [mm] / Wheelbase [mm]:3900 Baumuster / Type:932.003	(19)	
1841 L, LL	04.03 -		(15)	
1844 K	04.03 -		(76)	
1846 K	04.03 -		(76)	
1850, 1851 K	04.03 -		(28)	
1841, L, LL	04.03 -	 Achsausführung / Axle Version:739500 1.VA / 1st FA Radstand [mm] / Wheelbase [mm]:4800 Radstand [mm] / Wheelbase [mm]:5400 Radstand [mm] / Wheelbase [mm]:5700 Baumuster / Type:930.004/006-007	(19)	
			(15)	
			(76)	
			(76)	
			(28)	
1844, L, LL	04.03 -	 Achsausführung / Axle Version:739500 1.VA / 1st FA Radstand [mm] / Wheelbase [mm]:4800 Radstand [mm] / Wheelbase [mm]:5400 Baumuster / Type:930.004/006	(19)	
			(15)	
			(76)	
			(28)	
1846, L, LL	04.03 -	 Achsausführung / Axle Version:739500 1.VA / 1st FA Radstand [mm] / Wheelbase [mm]:4500 Radstand [mm] / Wheelbase [mm]:4800 Radstand [mm] / Wheelbase [mm]:5100 Radstand [mm] / Wheelbase [mm]:5400 Radstand [mm] / Wheelbase [mm]:6000 Baumuster / Type:930.003-006/008	(19)	
			(15)	
			(76)	
			(76)	
			(76)	
			(76)	
			(28)	
1850, 1851, L, LL	04.03 -	 Achsausführung / Axle Version:739500 1.VA / 1st FA Radstand [mm] / Wheelbase [mm]:4800 Baumuster / Type:930.004	(19)	
1854, L	04.03 -		(15)	
1850, 1851 LS, LLS	04.03 -	Achsausführung / Axle Version:739500 Baumuster / Type:934.032-033	(76)	
1854 LS	04.03 -		(28)	
1858 LS	10.02 -	Achsausführung / Axle Version:739500 Baumuster / Type:934.032	(19)	
			(28)	
1831 K	04.03 -	 Achsausführung / Axle Version:739.500 1.VA / 1st FA Baumuster / Type:932.002-003	(19)	
1835 K	04.03 -		(15)	
1840 K	04.03 -		(76)	
1848 K, 15928 ccm	04.03 -		(28)	



MERCEDES-BENZ












ACTROS 1824 - 1861 4x2 04.96 -

 6	Spurstange / Rod Assembly Führungsstange / Guide Rod beidseitig verstellbar / Adjustable on both sides Länge [mm] / Length [mm]:1735 Konusmaß [mm] / Cone Size [mm]:32 Rohr-Ø [mm] / Pipe Ø [mm]:50 mit Zubehör / with accessories	(9) (46) (100) (69) (58) (80) (140)	23988 01 941 330 02 03  ▲ 11394 04 ▲ 12280 04	
	1861 LS	05.05 -	Achsausführung / Axle Version:739.500 Baumuster / Type:934.032	(19) (28)
 6	Spurstange / Rod Assembly Führungsstange / Guide Rod beidseitig verstellbar / Adjustable on both sides Länge [mm] / Length [mm]:1465 Konusmaß [mm] / Cone Size [mm]:32 Rohr-Ø [mm] / Pipe Ø [mm]:40 mit Zubehör / with accessories	(9) (46) (100) (69) (58) (80) (140)	23989 01 945 330 02 03  ▲ 11394 04 ▲ 12280 04	
	1831, 1831 L	04.96 - 10.02	Achsausführung / Axle Version:739520	(19)
	1835, 1835 L	04.96 - 10.02	Baumuster / Type:950.044/046-047/056-057	(28)
	1840, 1840 L	04.96 - 10.02	Fahrgestellhöhe niedrig 868 mm / height of chassis low 868 mm	(44)
	1843, 1843 L	04.96 - 10.02		
	1831 S, 1831 LS	04.96 - 10.02	Achsausführung / Axle Version:739520	(19)
	1840 S, 1840 LS	04.96 - 10.02	Baumuster / Type:954.042/053/062	(28)
	1843 S, 1843 LS	04.96 - 10.02	Fahrgestellhöhe niedrig 868 mm / height of chassis low 868 mm	(44)
	1835 S, 1835 LS	04.96 - 10.02	Achsausführung / Axle Version:739.520	(19)
	1846 S, 1846 LS	10.98 -	Baumuster / Type:954.042/053/062	(28)
			Fahrgestellhöhe niedrig 868 mm / height of chassis low 868 mm	(44)
	1832, L, LL	04.03 -		
	1836, L, LL	04.03 -	Achsausführung / Axle Version:739520	(19)
1841, L, LL	04.03 -	1.VA / 1st FA	(15)	
1844, L, LL	04.03 -	Baumuster / Type:930.044/046-047/056-057	(28)	
1846, L, LL	04.03 -	Fahrgestellhöhe niedrig 868 mm / height of chassis low 868 mm	(44)	
1832, LS, LLS	04.03 -	Achsausführung / Axle Version:739520	(19)	
1836 LS, LLS, 11946 ccm	04.03 -	Baumuster / Type:934.042/053/062	(28)	
1844 LS, LLS	04.03 -	Fahrgestellhöhe niedrig 868 mm / height of chassis low 868 mm	(44)	
1846 LS, LLS	04.03 -			
1848, L, LL, 11946 ccm	04.03 -			
		Achsausführung / Axle Version:739520	(19)	
		1.VA / 1st FA	(15)	
		Baumuster / Type:930.044/046-047	(28)	
		Fahrgestellhöhe niedrig 868 mm / height of chassis low 868 mm	(44)	
1848, LS, LLS	04.03 -	Achsausführung / Axle Version:739520	(19)	
		Baumuster / Type:934.042/053	(28)	
		Fahrgestellhöhe niedrig 868 mm / height of chassis low 868 mm	(44)	



MERCEDES-BENZ

ACTROS 1824 - 1861 4x2 04.96 -

 6	<p>Spurstange / Rod Assembly Führungsstange / Guide Rod beidseitig verstellbar / Adjustable on both sides Länge [mm] / Length [mm]:1625 Konusmaß [mm] / Cone Size [mm]:32 Rohr-Ø [mm] / Pipe Ø [mm]:52 mit Zubehör / with accessories</p>	(9) (46) (100) (69) (58) (80) (140)	<p>23992 01 949 330 02 03  11394 04  12280 04</p> 	
	1831, 1831 L 04.96 - 10.02 1835, 1835 L 04.96 - 10.02 1840, 1840 L 04.96 - 10.02	Achsausführung / Axle Version:739570 Baumuster / Type:950.031-038	(19) (28)	
1831, 1831 L 1835, 1835 L 1840, 1840 L	04.96 - 10.02 04.96 - 10.02 04.96 - 10.02	 Achsausführung / Axle Version:739570 1.VA / 1st FA Radstand von [mm] / Wheelbase from [mm]:4500 Radstand bis [mm] / Wheelbase to [mm]:6000 Baumuster / Type:950.003-008	(19) (15) (78) (77) (28)	
1831 K 04.97 - 10.02	Achsausführung / Axle Version:739570 Baumuster / Type:952.002-003	(19) (28)		
1835 K 04.97 - 10.02 1840 K 04.97 - 10.02 1843 K 04.97 - 10.02 1848 K, 15928 ccm 04.97 - 10.02	Achsausführung / Axle Version:739570 Baumuster / Type:952.003	(19) (28)		
1832, L, LL 04.03 - 1836, L, LL 04.03 - 1841, L, LL 04.03 - 1844, L, LL 04.03 - 1846, L, LL 04.03 - 1848, L, LL, 11946 ccm 04.03 -	 Achsausführung / Axle Version:739570 1.VA / 1st FA Radstand von [mm] / Wheelbase from [mm]:3900 Radstand bis [mm] / Wheelbase to [mm]:6000 Baumuster / Type:930.031-038	(19) (15) (78) (77) (28)		
1832, L, LL 04.03 - 1836, L, LL 04.03 - 1841, L, LL 04.03 - 1844, L, LL 04.03 - 1846, L, LL 04.03 - 1848, L, LL, 11946 ccm 04.03 -	 Achsausführung / Axle Version:739570 1.VA / 1st FA Radstand von [mm] / Wheelbase from [mm]:4500 Radstand bis [mm] / Wheelbase to [mm]:6000 Baumuster / Type:930.003-008	(19) (15) (78) (77) (28)		
1832, LS, LLS 04.03 - 1836 LS, LLS, 11946 ccm 04.03 - 1841 LS, LLS 04.03 - 1844 LS, LLS 04.03 - 1846 LS, LLS 04.03 -	Achsausführung / Axle Version:739570 Baumuster / Type:934.031-033	(19) (28)		
1832 K 04.03 - 1848 K, 11946 ccm 04.03 -	 Achsausführung / Axle Version:739570 1.VA / 1st FA Radstand [mm] / Wheelbase [mm]:3600 Radstand [mm] / Wheelbase [mm]:3900 Baumuster / Type:932.002-003	(19) (15) (76) (76) (28)		
1836 K 04.03 - 1841 L, LL 04.03 - 1844 K 04.03 - 1846 K 04.03 - 1850, 1851 K 04.03 -	 Achsausführung / Axle Version:739570 1.VA / 1st FA Radstand [mm] / Wheelbase [mm]:3900 Baumuster / Type:932.003	(19) (15) (76) (28)		
1850, 1851, L, LL 04.03 - 1854, L 04.03 -	 Achsausführung / Axle Version:739570 1.VA / 1st FA Radstand [mm] / Wheelbase [mm]:4200 Radstand [mm] / Wheelbase [mm]:4800 Radstand [mm] / Wheelbase [mm]:5400 Baumuster / Type:930.032/034/036	(19) (15) (76) (76) (76) (28)		
1850, 1851, L, LL 04.03 - 1854, L 04.03 -	 Achsausführung / Axle Version:739570 1.VA / 1st FA Radstand [mm] / Wheelbase [mm]:4800 Baumuster / Type:930.004	(19) (15) (76) (28)		
1848, LS, LLS 04.03 - 1850, 1851 LS, LLS 04.03 - 1854 LS 04.03 - 1860 LS 06.08 - 1858 LS 10.02 -	Achsausführung / Axle Version:739570 Baumuster / Type:934.032-033	(19) (28)		
1858 LS 10.02 -	Achsausführung / Axle Version:739570 Baumuster / Type:934.032	(19) (28)		










MERCEDES-BENZ

ACTROS 1824 - 1861

4x2












04.96 -

 <div style="border: 1px solid black; padding: 2px; display: inline-block;">6</div>	Spurstange / Rod Assembly Führungsstange / Guide Rod beidseitig verstellbar / Adjustable on both sides Länge [mm] / Length [mm]:1625 Konusmaß [mm] / Cone Size [mm]:32 Rohr-Ø [mm] / Pipe Ø [mm]:52 mit Zubehör / with accessories	(9) (46) (100) (69) (58) (80) (140)	23992 01 949 330 02 03  11394 04  12280 04	
	1848, L, LL, 15928 ccm 04.03 - 1855, L, LL 06.08 -	 Achsausführung / Axle Version:739570 1.VA / 1st FA Radstand [mm] / Wheelbase [mm]:4200 Radstand [mm] / Wheelbase [mm]:4800 Radstand [mm] / Wheelbase [mm]:5400 Baumuster / Type:930.032/034/036	(19) (15) (76) (76) (76) (28)	
	1848, L, LL, 15928 ccm 04.03 - 1855, L, LL 06.08 -	 Achsausführung / Axle Version:739570 1.VA / 1st FA Radstand von [mm] / Wheelbase from [mm]:4500 Radstand bis [mm] / Wheelbase to [mm]:6000 Baumuster / Type:930.003-008	(19) (15) (78) (77) (28)	
	1831 K 04.03 - 1835 K 04.03 - 1840 K 04.03 - 1848 K, 15928 ccm 04.03 -	 Achsausführung / Axle Version:739.570 1.VA / 1st FA Baumuster / Type:932.002-003	(19) (15) (28)	
	1861 LS 05.05 -	Achsausführung / Axle Version:739.570 Baumuster / Type:934.032	(19) (28)	



MERCEDES-BENZ








ACTROS 1824 - 1861 4x2 04.96 -

 6	<p>Spurstange / Rod Assembly Führungsstange / Guide Rod beidseitig verstellbar / Adjustable on both sides Länge [mm] / Length [mm]:1664 Rohr-Ø [mm] / Pipe Ø [mm]:50 Konusmaß [mm] / Cone Size [mm]:32 mit Zubehör / with accessories</p>	(9) (46) (100) (69) (80) (58) (140)	<p>30478 01 942 330 03 03  11394 04  12280 04</p> 
	1831, 1831 L 04.96 - 10.02 1835, 1835 L 04.96 - 10.02	 Achsausführung / Axle Version:739543 1.VA / 1st FA Radstand von [mm] / Wheelbase from [mm]:4500 Radstand bis [mm] / Wheelbase to [mm]:6000 Baumuster / Type:950.003-008	(19) (15) (78) (77) (28)
1831 S, 1831 LS 04.96 - 10.02 1840 S, 1840 LS 04.96 - 10.02 1843 S, 1843 LS 04.96 - 10.02 1848 S, 1848 LS 04.96 - 10.02 1853 S, 1853 LS 04.96 - 10.02	Achsausführung / Axle Version:739543 Baumuster / Type:954.002-003	(19) (28)	
1831 K 04.97 - 10.02	Achsausführung / Axle Version:739543 Baumuster / Type:952.002-003	(19) (28)	
1835 S, 1835 LS 04.96 - 10.02 1846 S, 1846 LS 10.98 -	Achsausführung / Axle Version:739.543 Baumuster / Type:954.002-003	(19) (28)	
1835 K 04.97 - 10.02 1840 K 04.97 - 10.02 1843 K 04.97 - 10.02 1848 K, 15928 ccm 04.97 - 10.02	Achsausführung / Axle Version:739543 Baumuster / Type:952.003	(19) (28)	
1840, 1840 L 04.96 - 10.02	 Achsausführung / Axle Version:739543 1.VA / 1st FA Radstand [mm] / Wheelbase [mm]:4800 Radstand [mm] / Wheelbase [mm]:5400 Radstand [mm] / Wheelbase [mm]:5700 Baumuster / Type:950.004/006-007	(19) (15) (76) (76) (76) (28)	
1843, 1843 L 04.96 - 10.02 1848, 1848 L 04.96 - 10.02 1853, 1853 L 04.96 - 10.02	Achsausführung / Axle Version:739543 Baumuster / Type:950.004/006	(19) (28)	
1832, L, LL 04.03 - 1836, L, LL 04.03 - 1848, L, LL, 11946 ccm 04.03 - 1848, L, LL, 15928 ccm 04.03 - 1855, L, LL 06.08 -	 Achsausführung / Axle Version:739543 1.VA / 1st FA Radstand von [mm] / Wheelbase from [mm]:4500 Radstand bis [mm] / Wheelbase to [mm]:6000 Baumuster / Type:930.003-008	(19) (15) (78) (77) (28)	
1832 K 04.03 - 1848 K, 11946 ccm 04.03 -	 Achsausführung / Axle Version:739543 1.VA / 1st FA Radstand [mm] / Wheelbase [mm]:3600 Radstand [mm] / Wheelbase [mm]:3900 Baumuster / Type:932.002-003	(19) (15) (76) (76) (28)	
1836 K 04.03 - 1841 L, LL 04.03 - 1844 K 04.03 - 1846 K 04.03 - 1850, 1851 K 04.03 -	 Achsausführung / Axle Version:739543 1.VA / 1st FA Radstand [mm] / Wheelbase [mm]:3900 Baumuster / Type:932.003	(19) (15) (76) (76) (28)	
1841, L, LL 04.03 -	 Achsausführung / Axle Version:739543 1.VA / 1st FA Radstand [mm] / Wheelbase [mm]:4800 Radstand [mm] / Wheelbase [mm]:5400 Radstand [mm] / Wheelbase [mm]:5700 Baumuster / Type:930.004/006-007	(19) (15) (76) (76) (76) (28)	
1844, L, LL 04.03 -	 Achsausführung / Axle Version:739543 1.VA / 1st FA Radstand [mm] / Wheelbase [mm]:4800 Radstand [mm] / Wheelbase [mm]:5400 Baumuster / Type:930.004/006	(19) (15) (76) (76) (28)	



MERCEDES-BENZ












ACTROS 1824 - 1861 4x2 04.96 -

 6	Spurstange / Rod Assembly Führungsstange / Guide Rod beidseitig verstellbar / Adjustable on both sides Länge [mm] / Length [mm]:1664 Rohr-Ø [mm] / Pipe Ø [mm]:50 Konusmaß [mm] / Cone Size [mm]:32 mit Zubehör / with accessories	(9) (46) (100) (69) (80) (58) (140)	30478 01 942 330 03 03  ▲ 11394 04 ▲ 12280 04	
	1846, L, LL	04.03 -	 Achsausführung / Axle Version:739543 1.VA / 1st FA Radstand [mm] / Wheelbase [mm]:4500 Radstand [mm] / Wheelbase [mm]:4800 Radstand [mm] / Wheelbase [mm]:5100 Radstand [mm] / Wheelbase [mm]:5400 Radstand [mm] / Wheelbase [mm]:6000 Baumuster / Type:930.003-006/008	(19) (15) (76) (76) (76) (76) (76) (28)
	1850, 1851, L, LL 1854, L	04.03 - 04.03 -	 Achsausführung / Axle Version:739543 1.VA / 1st FA Radstand [mm] / Wheelbase [mm]:4800 Baumuster / Type:930.004	(19) (15) (76) (28)
	1831 K 1835 K 1840 K 1848 K, 15928 ccm	04.03 - 04.03 - 04.03 - 04.03 -	 Achsausführung / Axle Version:739.543 1.VA / 1st FA Baumuster / Type:932.002-003	(19) (15) (28)
 6	Spurstange / Rod Assembly Führungsstange / Guide Rod einseitig verstellbar / Adjustable on one side Länge [mm] / Length [mm]:1685 Konusmaß [mm] / Cone Size [mm]:32 Rohr-Ø [mm] / Pipe Ø [mm]:50 mit Zubehör / with accessories	(9) (46) (101) (69) (58) (80) (140)	36540 01 960 330 01 03 21971 01 	
	1824 LS 1827 LS 1830 LS 1832 LS 1833 LS 1835 LS 1836 LS 1840 LS 1842 LS 1843 LS 1845 LS 1848 LS 1851 LS	07.11 - 07.11 - 07.11 - 07.11 - 07.11 - 07.11 - 07.11 - 07.11 - 07.11 - 07.11 - 07.11 - 07.11 - 07.11 -	Achsausführung / Axle Version:739.528/573/575 Achslast [t] / Axle Load [t]:7,5 Achslast [t] / Axle Load [t]:8,0 Achslast [t] / Axle Load [t]:9,0 für / for:504310 58 Baumuster / Type:963.403	(19) (23) (23) (23) (102) (28)
	1824 L 1827 L 1830 L 1833 L 1835 L 1836 L 1840 L 1842 L 1843 L 1845 L 1848 L 1851 L	07.11 - 07.11 - 07.11 - 07.11 - 07.11 - 07.11 - 07.11 - 07.11 - 07.11 - 07.11 - 07.11 - 07.11 -	Achsausführung / Axle Version:739.528/573/575 Achslast [t] / Axle Load [t]:7,5 Achslast [t] / Axle Load [t]:8,0 Achslast [t] / Axle Load [t]:9,0 für / for:504310 58 Baumuster / Type:963.003	(19) (23) (23) (23) (102) (28)



MERCEDES-BENZ






ACTROS 1824 - 1861 4x2 04.96 -

 6	Spurstange / Rod Assembly Führungsstange / Guide Rod einseitig verstellbar / Adjustable on one side Länge [mm] / Length [mm]:1685 Konusmaß [mm] / Cone Size [mm]:32 Rohr-Ø [mm] / Pipe Ø [mm]:52 mit Zubehör / with accessories	(9) (46) (101) (69) (58) (80) (140)	36762 01 21971 01 960 330 04 03		
	1842 LS	07.11 -	 Achslast [t] / Axle Load [t]:8 Achsausführung / Axle Version:739.505 für / for:504310 57 Baumuster / Type:963.403-404	(23) (19) (102) (28)	
	1824 L 1827 L 1830 L 1835 L 1836 L 1842 L 1845 L 1848 L 1851 L	07.11 - 07.11 - 07.11 - 07.11 - 07.11 - 07.11 - 07.11 - 07.11 - 07.11 -	 Achslast [t] / Axle Load [t]:8 Achsausführung / Axle Version:739.505 für / for:504310 57 Baumuster / Type:963.003-004	(23) (19) (102) (28)	
	1824 LS 1827 LS 1830 LS 1832 LS 1833 LS 1836 LS 1840 LS 1843 LS 1845 LS 1848 LS 1851 LS	07.11 - 07.11 - 07.11 - 07.11 - 07.11 - 07.11 - 07.11 - 07.11 - 07.11 - 07.11 - 07.11 -	 Achslast [t] / Axle Load [t]:8 Achsausführung / Axle Version:739.505 für / for:504310 57 Baumuster / Type:963.402-405	(23) (19) (102) (28)	
	1833 L 1840 L 1843 L	07.11 - 07.11 - 07.11 -	 Achslast [t] / Axle Load [t]:8 Achsausführung / Axle Version:739.505 für / for:504310 57 Baumuster / Type:963.003-005	(23) (19) (102) (28)	
	1835 LS	07.11 -	 Achslast [t] / Axle Load [t]:8 Achsausführung / Axle Version:739.505 für / for:504310 57 Baumuster / Type:963.403	(23) (19) (102) (28)	
	 6	Spurstange / Rod Assembly Führungsstange / Guide Rod einseitig verstellbar / Adjustable on one side Länge [mm] / Length [mm]:1735 Konusmaß [mm] / Cone Size [mm]:32 Rohr-Ø [mm] / Pipe Ø [mm]:62 mit Zubehör / with accessories mit Kronenmutter / with crown nut	(9) (46) (101) (69) (58) (80) (140) (134)	37329 01 24445 01 37235 01 945 330 00 03	
		1831, 1831 L 1835, 1835 L 1840, 1840 L 1843, 1843 L	04.96 - 10.02 04.96 - 10.02 04.96 - 10.02 04.96 - 10.02	Achsausführung / Axle Version:739520 Baumuster / Type:950.044/046-047/056-057	(19) (28)
1831 S, 1831 LS 1840 S, 1840 LS 1843 S, 1843 LS		04.96 - 10.02 04.96 - 10.02 04.96 - 10.02	Achsausführung / Axle Version:739520 Baumuster / Type:954.042/053/062	(19) (28)	
1835 S, 1835 LS 1846 S, 1846 LS		04.96 - 10.02 10.98 -	Achsausführung / Axle Version:739.520 Baumuster / Type:954.042/053/062	(19) (28)	
1832, L, LL 1836, L, LL 1841, L, LL 1844, L, LL 1846, L, LL		04.03 - 04.03 - 04.03 - 04.03 - 04.03 -	 Achsausführung / Axle Version:739520 1.VA / 1st FA Baumuster / Type:930.044/046-047/056-057	(19) (15) (28)	
1832, LS, LLS 1836 LS, LLS, 11946 ccm 1844 LS, LLS 1846 LS, LLS		04.03 - 04.03 - 04.03 - 04.03 -	Achsausführung / Axle Version:739520 Baumuster / Type:934.042/053/062	(19) (28)	
1841 LS, LLS		04.03 -	Achsausführung / Axle Version:739520 Baumuster / Type:934.053/062	(19) (28)	
1848, L, LL, 11946 ccm		04.03 -	 Achsausführung / Axle Version:739520 1.VA / 1st FA Baumuster / Type:930.044/046-047	(19) (15) (28)	
1848, LS, LLS		04.03 -	Achsausführung / Axle Version:739520 Baumuster / Type:934.042/053	(19) (28)	



MERCEDES-BENZ











ACTROS 1824 - 1861 4x2 04.96 -

 6	Spurstange / Rod Assembly Führungsstange / Guide Rod einseitig verstellbar / Adjustable on one side Länge [mm] / Length [mm]:1687 Konusmaß [mm] / Cone Size [mm]:32 Rohr-Ø [mm] / Pipe Ø [mm]:52 mit Zubehör / with accessories mit Kronenmutter / with crown nut	(9) (46) (101) (69) (58) (80) (140) (134)	37331 01 949 330 16 03 30737 01 37235 01	
	1831 K	04.97 - 10.02	Achsausführung / Axle Version:739541 Baumuster / Type:952.002-003	(19) (28)
	1835 K	04.97 - 10.02	Achsausführung / Axle Version:739541	(19)
	1840 K	04.97 - 10.02	Baumuster / Type:952.003	(28)
	1843 K	04.97 - 10.02		
	1848 K, 15928 ccm	04.97 - 10.02		
	1832 K	04.03 -	 Achsausführung / Axle Version:739541 1.VA / 1st FA	(19) (15)
1848 K, 11946 ccm	04.03 -	Radstand [mm] / Wheelbase [mm]:3600 Radstand [mm] / Wheelbase [mm]:3900 Baumuster / Type:932.002-003	(76) (76) (28)	
1836 K	04.03 -			
1841 L, LL	04.03 -	Achsausführung / Axle Version:739541	(19)	
1844 K	04.03 -	1.VA / 1st FA	(15)	
1846 K	04.03 -	Radstand [mm] / Wheelbase [mm]:3900	(76)	
1850, 1851 K	04.03 -	Baumuster / Type:932.003	(28)	
1831 K	04.03 -			
1835 K	04.03 -	Achsausführung / Axle Version:739.541	(19)	
1840 K	04.03 -	1.VA / 1st FA	(15)	
1848 K, 15928 ccm	04.03 -	Baumuster / Type:932.002-003	(28)	



MERCEDES-BENZ












ACTROS 1824 - 1861 4x2 04.96 -

 6	Spurstange / Rod Assembly	(9)	37332 01	942 330 00 03	
	Führungsstange / Guide Rod einseitig verstellbar / Adjustable on one side Länge [mm] / Length [mm]:1735 Konusmaß [mm] / Cone Size [mm]:32 Rohr-Ø [mm] / Pipe Ø [mm]:52 mit Zubehör / with accessories mit Kronenmutter / with crown nut	(46) (101) (69) (58) (80) (140) (134)		▲ 30737 01 37235 01	
	1831, 1831 L 1835, 1835 L	04.96 - 10.02 04.96 - 10.02		Achsausführung / Axle Version:739510, 739550 1.VA / 1st FA Baumuster / Type:950.031-032/034-038	(19) (15) (28)
	1831, 1831 L 1835, 1835 L	04.96 - 10.02 04.96 - 10.02		Achsausführung / Axle Version:739510, 739550 1.VA / 1st FA Radstand von [mm] / Wheelbase from [mm]:4500 Radstand bis [mm] / Wheelbase to [mm]:6000 Baumuster / Type:950.003-008	(19) (15) (78) (77) (28)
	1831 K	04.97 - 10.02		Achsausführung / Axle Version:739510, 739550 Baumuster / Type:952.002-003	(19) (28)
	1835 K 1840 K 1843 K 1848 K, 15928 ccm	04.97 - 10.02 04.97 - 10.02 04.97 - 10.02 04.97 - 10.02		Achsausführung / Axle Version:739510, 739550 Baumuster / Type:952.003	(19) (28)
	1840, 1840 L	04.96 - 10.02		Achsausführung / Axle Version:739510, 739550 Baumuster / Type:950.031-032/034-037	(19) (28)
	1840, 1840 L	04.96 - 10.02		Achsausführung / Axle Version:739510, 739550 1.VA / 1st FA Radstand [mm] / Wheelbase [mm]:4800 Radstand [mm] / Wheelbase [mm]:5400 Radstand [mm] / Wheelbase [mm]:5700 Baumuster / Type:950.004/006-007	(19) (15) (76) (76) (76) (28)
	1857 L	04.97 - 10.02		Achsausführung / Axle Version:739510, 739550 Baumuster / Type:954.034	(19) (28)
	1857 LS	04.97 - 10.02		Achsausführung / Axle Version:739510, 739550 Baumuster / Type:954.032-033	(19) (28)
	1832, L, LL 1836, L, LL 1846, L, LL 1848, L, LL, 11946 ccm	04.03 - 04.03 - 04.03 - 04.03 -		Achsausführung / Axle Version:739510, 739550 1.VA / 1st FA Radstand von [mm] / Wheelbase from [mm]:4500 Radstand bis [mm] / Wheelbase to [mm]:6000 Baumuster / Type:930.003-008	(19) (15) (78) (77) (28)
	1832, L, LL 1836, L, LL 1846, L, LL 1848, L, LL, 11946 ccm	04.03 - 04.03 - 04.03 - 04.03 -		Achsausführung / Axle Version:739510, 739550 1.VA / 1st FA Radstand von [mm] / Wheelbase from [mm]:3900 Radstand bis [mm] / Wheelbase to [mm]:6000 Baumuster / Type:930.031-038	(19) (15) (78) (77) (28)
	1832, LS, LLS 1836 LS, LLS, 11946 ccm 1841 LS, LLS 1844 LS, LLS 1846 LS, LLS	04.03 - 04.03 - 04.03 - 04.03 - 04.03 -		Achsausführung / Axle Version:739510, 739550 Baumuster / Type:934.031-033	(19) (28)
	1832 K 1848 K, 11946 ccm	04.03 - 04.03 -		Achsausführung / Axle Version:739510, 739550 1.VA / 1st FA Radstand [mm] / Wheelbase [mm]:3600 Radstand [mm] / Wheelbase [mm]:3900 Baumuster / Type:932.002-003	(19) (15) (76) (76) (28)
	1836 K 1841 L, LL 1844 K 1846 K 1850, 1851 K	04.03 - 04.03 - 04.03 - 04.03 - 04.03 -		Achsausführung / Axle Version:739510, 739550 1.VA / 1st FA Radstand [mm] / Wheelbase [mm]:3900 Baumuster / Type:932.003	(19) (15) (76) (76) (28)
	1841, L, LL	04.03 -		Achsausführung / Axle Version:739510, 739550 1.VA / 1st FA Radstand [mm] / Wheelbase [mm]:4200 Radstand [mm] / Wheelbase [mm]:4800 Radstand [mm] / Wheelbase [mm]:5100 Radstand [mm] / Wheelbase [mm]:5400 Radstand [mm] / Wheelbase [mm]:5700 Baumuster / Type:930.032/034-037	(19) (15) (76) (76) (76) (76) (76) (28)



MERCEDES-BENZ

ACTROS 1824 - 1861 4x2 04.96 -

 6	Spurstange / Rod Assembly Führungsstange / Guide Rod einseitig verstellbar / Adjustable on one side Länge [mm] / Length [mm]:1735 Konusmaß [mm] / Cone Size [mm]:32 Rohr-Ø [mm] / Pipe Ø [mm]:52 mit Zubehör / with accessories mit Kronenmutter / with crown nut	(9) (46) (101) (69) (58) (80) (140) (134)	37332 01 30737 01 37235 01	942 330 00 03 
	1841, L, LL	04.03 -	 Achsausführung / Axle Version:739510, 739550 1.VA / 1st FA Radstand [mm] / Wheelbase [mm]:4800 Radstand [mm] / Wheelbase [mm]:5400 Radstand [mm] / Wheelbase [mm]:5700 Baumuster / Type:930.004/006-007	(19) (15) (76) (76) (76) (28)
	1844, L, LL	04.03 -	 Achsausführung / Axle Version:739510, 739550 1.VA / 1st FA Radstand [mm] / Wheelbase [mm]:4800 Radstand [mm] / Wheelbase [mm]:5400 Baumuster / Type:930.004/006	(19) (15) (76) (76) (28)
	1844, L, LL	04.03 -	 Achsausführung / Axle Version:739510, 739550 1.VA / 1st FA Radstand [mm] / Wheelbase [mm]:4200 Radstand [mm] / Wheelbase [mm]:4800 Radstand [mm] / Wheelbase [mm]:5100 Radstand [mm] / Wheelbase [mm]:5400 Radstand [mm] / Wheelbase [mm]:5700 Baumuster / Type:930.032/034-036/044	(19) (15) (76) (76) (76) (76) (28)
	1850, 1851, L, LL 1854, L	04.03 - 04.03 -	 Achsausführung / Axle Version:739510, 739550 1.VA / 1st FA Radstand [mm] / Wheelbase [mm]:4800 Baumuster / Type:930.004	(19) (15) (76) (28)
	1850, 1851, L, LL 1854, L	04.03 - 04.03 -	 Achsausführung / Axle Version:739510, 739550 1.VA / 1st FA Radstand [mm] / Wheelbase [mm]:4200 Radstand [mm] / Wheelbase [mm]:4800 Radstand [mm] / Wheelbase [mm]:5400 Baumuster / Type:930.032/034/036	(19) (15) (76) (76) (76) (28)
	1848, LS, LLS 1850, 1851 LS, LLS 1854 LS 1860 LS	04.03 - 04.03 - 04.03 - 06.08 -	Achsausführung / Axle Version:739510, 739550 Baumuster / Type:934.032-033	(19) (28)
	1858, L 1860 L, LL	04.03 - 05.05 -	 Achsausführung / Axle Version:739510, 739550 1.VA / 1st FA Radstand [mm] / Wheelbase [mm]:4800 Baumuster / Type:930.034	(19) (15) (76) (28)
	1858 LS	10.02 -	Achsausführung / Axle Version:739510, 739550 Baumuster / Type:934.032	(19) (28)
	1848, L, LL, 15928 ccm 1855, L, LL	04.03 - 06.08 -	 Achsausführung / Axle Version:739510, 739550 1.VA / 1st FA Radstand [mm] / Wheelbase [mm]:4200 Radstand [mm] / Wheelbase [mm]:4800 Radstand [mm] / Wheelbase [mm]:5100 Radstand [mm] / Wheelbase [mm]:5400 Radstand [mm] / Wheelbase [mm]:5700 Baumuster / Type:930.032/034-037	(19) (15) (76) (76) (76) (76) (76) (28)
	1848, L, LL, 15928 ccm 1855, L, LL	04.03 - 06.08 -	 Achsausführung / Axle Version:739510, 739550 1.VA / 1st FA Radstand von [mm] / Wheelbase from [mm]:4500 Radstand bis [mm] / Wheelbase to [mm]:6000 Baumuster / Type:930.003-008	(19) (15) (78) (77) (28)
1831 K 1835 K 1840 K 1848 K, 15928 ccm	04.03 - 04.03 - 04.03 - 04.03 -	 Achsausführung / Axle Version:739.510/550 1.VA / 1st FA Baumuster / Type:932.002-003	(19) (15) (28)	

Pos





Ref.



MERCEDES-BENZ













































ACTROS 1824 - 1861 4x2 04.96 -

 6	<p>Spurstange / Rod Assembly Führungsstange / Guide Rod einseitig verstellbar / Adjustable on one side Länge [mm] / Length [mm]:1735 Konusmaß [mm] / Cone Size [mm]:32 Rohr-Ø [mm] / Pipe Ø [mm]:52 mit Zubehör / with accessories mit Kronenmutter / with crown nut</p>	<p>(9) (46) (101) (69) (58) (80) (140) (134)</p>	<p>37332 01 942 330 00 03 30737 01 37235 01</p> 
	<p>1861 LS</p>	<p>05.05 -</p>	<p>Achsausführung / Axle Version:739.510/550 Baumuster / Type:934.032</p>



MERCEDES-BENZ




































ACTROS 1824 - 1861 4x2 04.96 -

 12	Lenker, Radaufhängung / Track Control Arm		(5)	22053 01 941 330 00 11 © 22090 01	
	Längslenker / Trailing Arm (70) Länge [mm] / Length [mm]:754 (69) Lochabstand 1/Lochabstand 2 / Hole Pitch 1/ Hole Pitch 2:100 (67) Bohrung-Ø 1 / Bohrung-Ø 2 [mm] / Bore Ø 1 / Bore Ø 2 [mm]:17/17 (30) Bohrung-Ø [mm] / Bore Ø [mm]:24,2 (33) Lochanzahl / Number of Holes:3 (68) Rohr-Ø [mm] / Pipe Ø [mm]:40 (80) Molekularlager / Molecular Bearing (71)				
1831, 1831 L	04.96 - 10.02			1.VA / 1st FA (15)	
1835, 1835 L	04.96 - 10.02			Radstand [mm] / Wheelbase [mm]:5400 (76)	
1840, 1840 L	04.96 - 10.02			Radstand [mm] / Wheelbase [mm]:5700 (76)	
1843, 1843 L	04.96 - 10.02			Baumuster / Type:950.044/046-047/056-057 (28)	
				Fahrgestellhöhe niedrig 868 mm / height of chassis low 868 mm (44)	
1831, 1831 L	04.96 - 10.02			1.VA / 1st FA (15)	
1835, 1835 L	04.96 - 10.02			Baumuster / Type:950.031-038 (28)	
1840, 1840 L	04.96 - 10.02				
1843, 1843 L	04.96 - 10.02				
1831 S, 1831 LS	04.96 - 10.02			1.VA / 1st FA (15)	
1835 S, 1835 LS	04.96 - 10.02			Radstand [mm] / Wheelbase [mm]:3600 (76)	
1840 S, 1840 LS	04.96 - 10.02			Radstand [mm] / Wheelbase [mm]:3900 (76)	
1843 S, 1843 LS	04.96 - 10.02			Baumuster / Type:954.042/053/062 (28)	
1846 S, 1846 LS	10.98 -			Fahrgestellhöhe niedrig 868 mm / height of chassis low 868 mm (44)	
1831 S, 1831 LS	04.96 - 10.02			1.VA / 1st FA (15)	
1835 S, 1835 LS	04.96 - 10.02			Radstand [mm] / Wheelbase [mm]:3600 (76)	
1840 S, 1840 LS	04.96 - 10.02			Radstand [mm] / Wheelbase [mm]:3900 (76)	
1843 S, 1843 LS	04.96 - 10.02			Baumuster / Type:954.032-033 (28)	
1846 S, 1846 LS	10.98 -				
1848, 1848 L	04.96 - 10.02			1.VA / 1st FA (15)	
1853, 1853 L	04.96 - 10.02			Baumuster / Type:950.031-038 (28)	
1857 L	04.97 - 10.02				
1848 S, 1848 LS	04.96 - 10.02			1.VA / 1st FA (15)	
1853 S, 1853 LS	04.96 - 10.02			Radstand [mm] / Wheelbase [mm]:3600 (76)	
1857 LS	04.97 - 10.02			Radstand [mm] / Wheelbase [mm]:3900 (76)	
				Baumuster / Type:954.032-033 (28)	
1832, L, LL	04.03 -			1.VA / 1st FA (15)	
1836, L, LL	04.03 -			Radstand [mm] / Wheelbase [mm]:4800 (76)	
1846, L, LL	04.03 -			Radstand [mm] / Wheelbase [mm]:5400 (76)	
				Radstand [mm] / Wheelbase [mm]:5700 (76)	
				Baumuster / Type:930.044/046-047/056-057 (28)	
				Fahrgestellhöhe niedrig 868 mm / height of chassis low 868 mm (44)	
1832, L, LL	04.03 -			1.VA / 1st FA (15)	
1836, L, LL	04.03 -			Baumuster / Type:930.031-038 (28)	
1846, L, LL	04.03 -				
1832, LS, LLS	04.03 -			1.VA / 1st FA (15)	
1836 LS, LLS, 11946 ccm	04.03 -			Baumuster / Type:934.042/053/062 (28)	
1844 LS, LLS	04.03 -			Fahrgestellhöhe niedrig 868 mm / height of chassis low 868 mm (44)	
1846 LS, LLS	04.03 -				
1832, LS, LLS	04.03 -			1.VA / 1st FA (15)	
1836 LS, LLS, 11946 ccm	04.03 -			Baumuster / Type:934.031-033 (28)	
1844 LS, LLS	04.03 -				
1846 LS, LLS	04.03 -				
1841, L, LL	04.03 -			1.VA / 1st FA (15)	
1844, L, LL	04.03 -			Radstand [mm] / Wheelbase [mm]:4200 (76)	
				Radstand [mm] / Wheelbase [mm]:4800 (76)	
				Radstand [mm] / Wheelbase [mm]:5100 (76)	
				Radstand [mm] / Wheelbase [mm]:5400 (76)	
				Radstand [mm] / Wheelbase [mm]:5700 (76)	
				Baumuster / Type:930.032/034-037 (28)	
1841, L, LL	04.03 -			1.VA / 1st FA (15)	
1844, L, LL	04.03 -			Radstand [mm] / Wheelbase [mm]:4800 (76)	
				Radstand [mm] / Wheelbase [mm]:5400 (76)	
				Radstand [mm] / Wheelbase [mm]:5700 (76)	
				Baumuster / Type:930.044/046-047/056-057 (28)	
				Fahrgestellhöhe niedrig 868 mm / height of chassis low 868 mm (44)	



MERCEDES-BENZ

ACTROS 1824 - 1861 4x2 04.96 -

 12	<p>Lenker, Radaufhängung / Track Control Arm Längslenker / Trailing Arm Länge [mm] / Length [mm]:754 Lochabstand 1/Lochabstand 2 / Hole Pitch 1/ Hole Pitch 2:100 Bohrung-Ø 1 / Bohrung-Ø 2 [mm] / Bore Ø 1 / Bore Ø 2 [mm]:17/17 Bohrung-Ø [mm] / Bore Ø [mm]:24,2 Lochanzahl / Number of Holes:3 Rohr-Ø [mm] / Pipe Ø [mm]:40 Molekularlager / Molecular Bearing</p>	<p>(5) (70) (69) (67) (30) (33) (68) (80) (71)</p>	<p>22053 01 941 330 00 11 © 22090 01</p>																																																				
	<table border="1"> <tr> <td style="width: 30%;">1841 LS, LLS</td> <td style="width: 15%;">04.03 -</td> <td style="width: 10%; text-align: center;">  </td> <td style="width: 40%;">1.VA / 1st FA Baumuster / Type:934.031-033</td> <td style="width: 5%; text-align: right;">(15) (28)</td> </tr> <tr> <td>1841 LS, LLS</td> <td>04.03 -</td> <td style="text-align: center;">  </td> <td>1.VA / 1st FA Baumuster / Type:934.053/062 Fahrgerstellhöhe niedrig 868 mm / height of chassis low 868 mm</td> <td style="text-align: right;">(15) (28) (44)</td> </tr> <tr> <td>1850, 1851, L, LL 1854, L</td> <td>04.03 - 04.03 -</td> <td style="text-align: center;">  </td> <td>1.VA / 1st FA Radstand [mm] / Wheelbase [mm]:4200 Radstand [mm] / Wheelbase [mm]:4800 Radstand [mm] / Wheelbase [mm]:5400 Baumuster / Type:930.032/034/036</td> <td style="text-align: right;">(15) (76) (76) (76) (28)</td> </tr> <tr> <td>1850, 1851 LS, LLS 1854 LS 1858 LS 1860 LS</td> <td>04.03 - 04.03 - 10.02 - 06.08 -</td> <td style="text-align: center;">  </td> <td>1.VA / 1st FA Baumuster / Type:934.031-033</td> <td style="text-align: right;">(15) (28)</td> </tr> <tr> <td>1858, L 1860 L, LL</td> <td>04.03 - 05.05 -</td> <td style="text-align: center;">  </td> <td>1.VA / 1st FA Radstand [mm] / Wheelbase [mm]:4800 Baumuster / Type:930.034</td> <td style="text-align: right;">(15) (76) (28)</td> </tr> <tr> <td>1848, L, LL, 11946 ccm</td> <td>04.03 -</td> <td style="text-align: center;">  </td> <td>1.VA / 1st FA Baumuster / Type:930.031-038</td> <td style="text-align: right;">(15) (28)</td> </tr> <tr> <td>1848, L, LL, 11946 ccm</td> <td>04.03 -</td> <td style="text-align: center;">  </td> <td>1.VA / 1st FA Radstand [mm] / Wheelbase [mm]:4800 Radstand [mm] / Wheelbase [mm]:5400 Radstand [mm] / Wheelbase [mm]:5700 Baumuster / Type:930.044/046-047 Fahrgerstellhöhe niedrig 868 mm / height of chassis low 868 mm</td> <td style="text-align: right;">(15) (76) (76) (76) (28) (44)</td> </tr> <tr> <td>1848, LS, LLS</td> <td>04.03 -</td> <td style="text-align: center;">  </td> <td>1.VA / 1st FA Baumuster / Type:934.042/053 Fahrgerstellhöhe niedrig 868 mm / height of chassis low 868 mm</td> <td style="text-align: right;">(15) (28) (44)</td> </tr> <tr> <td>1848, LS, LLS</td> <td>04.03 -</td> <td style="text-align: center;">  </td> <td>1.VA / 1st FA Baumuster / Type:934.031-033</td> <td style="text-align: right;">(15) (28)</td> </tr> <tr> <td>1848, L, LL, 15928 ccm 1855, L, LL</td> <td>04.03 - 06.08 -</td> <td style="text-align: center;">  </td> <td>1.VA / 1st FA Radstand [mm] / Wheelbase [mm]:4200 Radstand [mm] / Wheelbase [mm]:4800 Radstand [mm] / Wheelbase [mm]:5100 Radstand [mm] / Wheelbase [mm]:5400 Radstand [mm] / Wheelbase [mm]:5700 Baumuster / Type:930.032/034-037</td> <td style="text-align: right;">(15) (76) (76) (76) (76) (76) (28)</td> </tr> <tr> <td>1861 LS</td> <td>05.05 -</td> <td style="text-align: center;">  </td> <td>1.VA / 1st FA Baumuster / Type:934.032</td> <td style="text-align: right;">(15) (28)</td> </tr> </table>	1841 LS, LLS	04.03 -		1.VA / 1st FA Baumuster / Type:934.031-033	(15) (28)	1841 LS, LLS	04.03 -		1.VA / 1st FA Baumuster / Type:934.053/062 Fahrgerstellhöhe niedrig 868 mm / height of chassis low 868 mm	(15) (28) (44)	1850, 1851, L, LL 1854, L	04.03 - 04.03 -		1.VA / 1st FA Radstand [mm] / Wheelbase [mm]:4200 Radstand [mm] / Wheelbase [mm]:4800 Radstand [mm] / Wheelbase [mm]:5400 Baumuster / Type:930.032/034/036	(15) (76) (76) (76) (28)	1850, 1851 LS, LLS 1854 LS 1858 LS 1860 LS	04.03 - 04.03 - 10.02 - 06.08 -		1.VA / 1st FA Baumuster / Type:934.031-033	(15) (28)	1858, L 1860 L, LL	04.03 - 05.05 -		1.VA / 1st FA Radstand [mm] / Wheelbase [mm]:4800 Baumuster / Type:930.034	(15) (76) (28)	1848, L, LL, 11946 ccm	04.03 -		1.VA / 1st FA Baumuster / Type:930.031-038	(15) (28)	1848, L, LL, 11946 ccm	04.03 -		1.VA / 1st FA Radstand [mm] / Wheelbase [mm]:4800 Radstand [mm] / Wheelbase [mm]:5400 Radstand [mm] / Wheelbase [mm]:5700 Baumuster / Type:930.044/046-047 Fahrgerstellhöhe niedrig 868 mm / height of chassis low 868 mm	(15) (76) (76) (76) (28) (44)	1848, LS, LLS	04.03 -		1.VA / 1st FA Baumuster / Type:934.042/053 Fahrgerstellhöhe niedrig 868 mm / height of chassis low 868 mm	(15) (28) (44)	1848, LS, LLS	04.03 -		1.VA / 1st FA Baumuster / Type:934.031-033	(15) (28)	1848, L, LL, 15928 ccm 1855, L, LL	04.03 - 06.08 -		1.VA / 1st FA Radstand [mm] / Wheelbase [mm]:4200 Radstand [mm] / Wheelbase [mm]:4800 Radstand [mm] / Wheelbase [mm]:5100 Radstand [mm] / Wheelbase [mm]:5400 Radstand [mm] / Wheelbase [mm]:5700 Baumuster / Type:930.032/034-037	(15) (76) (76) (76) (76) (76) (28)	1861 LS	05.05 -		1.VA / 1st FA Baumuster / Type:934.032
1841 LS, LLS	04.03 -		1.VA / 1st FA Baumuster / Type:934.031-033	(15) (28)																																																			
1841 LS, LLS	04.03 -		1.VA / 1st FA Baumuster / Type:934.053/062 Fahrgerstellhöhe niedrig 868 mm / height of chassis low 868 mm	(15) (28) (44)																																																			
1850, 1851, L, LL 1854, L	04.03 - 04.03 -		1.VA / 1st FA Radstand [mm] / Wheelbase [mm]:4200 Radstand [mm] / Wheelbase [mm]:4800 Radstand [mm] / Wheelbase [mm]:5400 Baumuster / Type:930.032/034/036	(15) (76) (76) (76) (28)																																																			
1850, 1851 LS, LLS 1854 LS 1858 LS 1860 LS	04.03 - 04.03 - 10.02 - 06.08 -		1.VA / 1st FA Baumuster / Type:934.031-033	(15) (28)																																																			
1858, L 1860 L, LL	04.03 - 05.05 -		1.VA / 1st FA Radstand [mm] / Wheelbase [mm]:4800 Baumuster / Type:930.034	(15) (76) (28)																																																			
1848, L, LL, 11946 ccm	04.03 -		1.VA / 1st FA Baumuster / Type:930.031-038	(15) (28)																																																			
1848, L, LL, 11946 ccm	04.03 -		1.VA / 1st FA Radstand [mm] / Wheelbase [mm]:4800 Radstand [mm] / Wheelbase [mm]:5400 Radstand [mm] / Wheelbase [mm]:5700 Baumuster / Type:930.044/046-047 Fahrgerstellhöhe niedrig 868 mm / height of chassis low 868 mm	(15) (76) (76) (76) (28) (44)																																																			
1848, LS, LLS	04.03 -		1.VA / 1st FA Baumuster / Type:934.042/053 Fahrgerstellhöhe niedrig 868 mm / height of chassis low 868 mm	(15) (28) (44)																																																			
1848, LS, LLS	04.03 -		1.VA / 1st FA Baumuster / Type:934.031-033	(15) (28)																																																			
1848, L, LL, 15928 ccm 1855, L, LL	04.03 - 06.08 -		1.VA / 1st FA Radstand [mm] / Wheelbase [mm]:4200 Radstand [mm] / Wheelbase [mm]:4800 Radstand [mm] / Wheelbase [mm]:5100 Radstand [mm] / Wheelbase [mm]:5400 Radstand [mm] / Wheelbase [mm]:5700 Baumuster / Type:930.032/034-037	(15) (76) (76) (76) (76) (76) (28)																																																			
1861 LS	05.05 -		1.VA / 1st FA Baumuster / Type:934.032	(15) (28)																																																			

Pos










Ref.



MERCEDES-BENZ


ACTROS 1824 - 1861 4x2 04.96 -

 12	Lenker, Radaufhängung / Track Control Arm Längslenker / Trailing Arm Länge [mm] / Length [mm]:860 Bohrung-Ø 1 / Bohrung-Ø 2 [mm] / Bore Ø 1 / Bore Ø 2 [mm]:17/17 Lochabstand 1/Lochabstand 2 / Hole Pitch 1/ Hole Pitch 2:100/100	(5) (70) (69) (30) (67)	37619 01 960 330 01 07 
1836 LS 1842 LS 1845 LS 1848 LS 1851 LS	07.11 - 07.11 - 07.11 - 07.11 - 07.11 -		 für / for:539241 02 Baumuster / Type:963.403-406 (102) (28)
1833 L 1840 L 1842 L 1843 L 1845 L 1848 L	07.11 - 07.11 - 07.11 - 07.11 - 07.11 - 07.11 -		 für / for:539241 02 Baumuster / Type:963.005/004/003 (102) (28)
1824 L 1827 L 1830 L 1832 L 1835 L 1851 L	07.11 - 07.11 - 07.11 - 07.11 - 07.11 - 07.11 -		 für / for:539241 02 Baumuster / Type:963.003-004 (102) (28)
1824 LS 1832 LS	07.11 - 07.11 -		 für / for:539241 02 Baumuster / Type:963.403-404/406 (102) (28)
1827 LS 1830 LS 1835 LS 1836 L	07.11 - 07.11 - 07.11 - 07.11 -		 für / for:539241 02 Baumuster / Type:963.403/406 (102) (28)



MERCEDES-BENZ



ACTROS 1824 - 1861 4x2 04.96 -

19	Lenker, Radaufhängung / Track Control Arm Querlenker / Control Arm Länge [mm] / Length [mm]:845 Rohr-Ø [mm] / Pipe Ø [mm]:62 Bohrung-Ø 1 / Bohrung-Ø 2 [mm] / Bore Ø 1 / Bore Ø 2 [mm]:17/17 Lochabstand 1/Lochabstand 2 / Hole Pitch 1/ Hole Pitch 2:100/100 Molekularlager / Molecular Bearing	(5)	22092 01 941 330 00 07 © 22090 01
1831, 1831 L 1835, 1835 L 1840, 1840 L 1843, 1843 L	04.96 - 10.02 04.96 - 10.02 04.96 - 10.02 04.96 - 10.02	(75) (69) (80) (30) (67) (71)	 1.VA / 1st FA (15) Radstand [mm] / Wheelbase [mm]:5400 (76) Radstand [mm] / Wheelbase [mm]:5700 (76) Baumuster / Type:950.044/046-047/056-057 (28) Fahrgestellhöhe niedrig 868 mm / height of chassis low 868 mm (44)
1831, 1831 L 1835, 1835 L 1840, 1840 L 1843, 1843 L	04.96 - 10.02 04.96 - 10.02 04.96 - 10.02 04.96 - 10.02	(75) (69) (80) (30) (67) (71)	1.VA / 1st FA (15) Baumuster / Type:950.031-038 (28)
1831 S, 1831 LS 1835 S, 1835 LS 1840 S, 1840 LS 1843 S, 1843 LS 1846 S, 1846 LS	04.96 - 10.02 04.96 - 10.02 04.96 - 10.02 04.96 - 10.02 10.98 -	(75) (69) (80) (30) (67) (71)	1.VA / 1st FA (15) Radstand [mm] / Wheelbase [mm]:3600 (76) Radstand [mm] / Wheelbase [mm]:3900 (76) Baumuster / Type:954.042/053 (28) Fahrgestellhöhe niedrig 868 mm / height of chassis low 868 mm (44)
1831 S, 1831 LS 1835 S, 1835 LS 1840 S, 1840 LS 1843 S, 1843 LS 1846 S, 1846 LS	04.96 - 10.02 04.96 - 10.02 04.96 - 10.02 04.96 - 10.02 10.98 -	(75) (69) (80) (30) (67) (71)	1.VA / 1st FA (15) Radstand [mm] / Wheelbase [mm]:3600 (76) Radstand [mm] / Wheelbase [mm]:3900 (76) Baumuster / Type:954.032-033 (28)
1848, 1848 L 1853, 1853 L	04.96 - 10.02 04.96 - 10.02	(75) (69) (80) (30) (67) (71)	1.VA / 1st FA (15) Radstand von [mm] / Wheelbase from [mm]:3900 (78) Radstand bis [mm] / Wheelbase to [mm]:6000 (77) Baumuster / Type:950.031-038 (28)
1848 S, 1848 LS 1853 S, 1853 LS	04.96 - 10.02 04.96 - 10.02	(75) (69) (80) (30) (67) (71)	1.VA / 1st FA (15) Radstand [mm] / Wheelbase [mm]:3600 (76) Radstand [mm] / Wheelbase [mm]:3900 (76) Baumuster / Type:954.032-033 (28)
1857 L	04.97 - 10.02	(75) (69) (80) (30) (67) (71)	1.VA / 1st FA (15) Baumuster / Type:950.031-038 (28)
1857 LS	04.97 - 10.02	(75) (69) (80) (30) (67) (71)	1.VA / 1st FA (15) Radstand [mm] / Wheelbase [mm]:3600 (76) Baumuster / Type:954.032 (28)
1832, L, LL 1836, L, LL 1846, L, LL	04.03 - 04.03 - 04.03 -	(75) (69) (80) (30) (67) (71)	1.VA / 1st FA (15) Baumuster / Type:930.031-038 (28)
1832, L, LL 1836, L, LL 1846, L, LL	04.03 - 04.03 - 04.03 -	(75) (69) (80) (30) (67) (71)	1.VA / 1st FA (15) Radstand [mm] / Wheelbase [mm]:4800 (76) Radstand [mm] / Wheelbase [mm]:5400 (76) Radstand [mm] / Wheelbase [mm]:5700 (76) Baumuster / Type:930.044/046-047/056-057 (28) Fahrgestellhöhe niedrig 868 mm / height of chassis low 868 mm (44)
1832, LS, LLS 1836 LS, LLS, 11946 ccm 1844 LS, LLS 1846 LS, LLS 1848, LS, LLS	04.03 - 04.03 - 04.03 - 04.03 - 04.03 -	(75) (69) (80) (30) (67) (71)	1.VA / 1st FA (15) Baumuster / Type:934.031-033 (28)
1832, LS, LLS 1836 LS, LLS, 11946 ccm 1844 LS, LLS 1846 LS, LLS 1848, LS, LLS	04.03 - 04.03 - 04.03 - 04.03 - 04.03 -	(75) (69) (80) (30) (67) (71)	1.VA / 1st FA (15) Baumuster / Type:934.042 (28) Fahrgestellhöhe niedrig 868 mm / height of chassis low 868 mm (44)
1841, L, LL	04.03 -	(75) (69) (80) (30) (67) (71)	1.VA / 1st FA (15) Radstand [mm] / Wheelbase [mm]:4800 (76) Radstand [mm] / Wheelbase [mm]:5400 (76) Radstand [mm] / Wheelbase [mm]:5700 (76) Baumuster / Type:930.044/046-047/056-057 (28) Fahrgestellhöhe niedrig 868 mm / height of chassis low 868 mm (44)



MERCEDES-BENZ













ACTROS 1824 - 1861 4x2 04.96 -

 19	Lenker, Radaufhängung / Track Control Arm		(5) (75) (69) (80) (30) (67) (71)	22092 01 941 330 00 07 © 22090 01	
	Querlenker / Control Arm Länge [mm] / Length [mm]:845 Rohr-Ø [mm] / Pipe Ø [mm]:62 Bohrung-Ø 1 / Bohrung-Ø 2 [mm] / Bore Ø 1 / Bore Ø 2 [mm]:17/17 Lochabstand 1/Lochabstand 2 / Hole Pitch 1/ Hole Pitch 2:100/100 Molekularlager / Molecular Bearing				
1841, L, LL	04.03 -		1.VA / 1st FA Radstand [mm] / Wheelbase [mm]:4200 Radstand [mm] / Wheelbase [mm]:4800 Radstand [mm] / Wheelbase [mm]:5100 Radstand [mm] / Wheelbase [mm]:5400 Radstand [mm] / Wheelbase [mm]:5700 Baumuster / Type:930.032/034-037	(15) (76) (76) (76) (76) (76) (28)	
1841 LS, LLS 1850, 1851 LS, LLS 1854 LS 1858 LS 1860 LS	04.03 - 04.03 - 04.03 - 10.02 - 06.08 -		1.VA / 1st FA Baumuster / Type:934.031-033	(15) (28)	
1844, L, LL	04.03 -		1.VA / 1st FA Radstand [mm] / Wheelbase [mm]:4200 Radstand [mm] / Wheelbase [mm]:4800 Radstand [mm] / Wheelbase [mm]:5100 Radstand [mm] / Wheelbase [mm]:5400 Baumuster / Type:930.032/034-036	(15) (76) (76) (76) (76) (28)	
1844, L, LL	04.03 -		1.VA / 1st FA Radstand [mm] / Wheelbase [mm]:4800 Radstand [mm] / Wheelbase [mm]:5400 Radstand [mm] / Wheelbase [mm]:5700 Baumuster / Type:930.044/046-047/056-057 Fahrgestellhöhe niedrig 868 mm / height of chassis low 868 mm	(15) (76) (76) (76) (28) (44)	
1850, 1851, L, LL 1854, L	04.03 - 04.03 -		1.VA / 1st FA Radstand [mm] / Wheelbase [mm]:4200 Radstand [mm] / Wheelbase [mm]:4800 Radstand [mm] / Wheelbase [mm]:5400 Baumuster / Type:930.032/034/036	(15) (76) (76) (76) (28)	
1858, L 1860 L, LL	04.03 - 05.05 -		1.VA / 1st FA Radstand [mm] / Wheelbase [mm]:4800 Baumuster / Type:930.034	(15) (76) (28)	
1848, L, LL, 11946 ccm	04.03 -		1.VA / 1st FA Radstand [mm] / Wheelbase [mm]:4800 Radstand [mm] / Wheelbase [mm]:5400 Radstand [mm] / Wheelbase [mm]:5700 Baumuster / Type:930.044/046-047 Fahrgestellhöhe niedrig 868 mm / height of chassis low 868 mm	(15) (76) (76) (76) (28) (44)	
1848, L, LL, 11946 ccm	04.03 -		1.VA / 1st FA Baumuster / Type:930.031-038	(15) (28)	
1848, L, LL, 15928 ccm 1855, L, LL	04.03 - 06.08 -		1.VA / 1st FA Radstand [mm] / Wheelbase [mm]:4200 Radstand [mm] / Wheelbase [mm]:4800 Radstand [mm] / Wheelbase [mm]:5100 Radstand [mm] / Wheelbase [mm]:5400 Radstand [mm] / Wheelbase [mm]:5700 Baumuster / Type:930.032/034-037	(15) (76) (76) (76) (76) (76) (28)	
1861 LS	05.05 -		1.VA / 1st FA Baumuster / Type:934.032	(15) (28)	






MERCEDES-BENZ

ACTROS 1824 - 1861 4x2 04.96 -

 8	Lenker, Radaufhängung / Track Control Arm Dreieckslenker (Nfz) / Wishbone (CV) Länge [mm] / Length [mm]:622 Rohr-Ø [mm] / Pipe Ø [mm]:46 Bohrung-Ø 1 / Bohrung-Ø 2 [mm] / Bore Ø 1 / Bore Ø 2 [mm]:25/25/25 Lochabstand 1/Lochabstand 2 / Hole Pitch 1/ Hole Pitch 2:152/130/130 Molekularlager / Molecular Bearing	(5) (38) (69) (80) (30) (67) (71)	21168 01 © 30587 01 © 30589 01	942 350 15 05 
	1831, 1831 L 1835, 1835 L 1840, 1840 L 1843, 1843 L	04.96 - 10.02 04.96 - 10.02 04.96 - 10.02 04.96 - 10.02	 1.HA / 1st RA ->Chass. K 864073 Radstand [mm] / Wheelbase [mm]:5400 Radstand [mm] / Wheelbase [mm]:5700 Baumuster / Type:950.044/046-047/056-057 Fahrgestellhöhe niedrig 868 mm / height of chassis low 868 mm	(14) (76) (76) (28) (44)
	1831, 1831 L 1835, 1835 L 1840, 1840 L 1843, 1843 L	04.96 - 10.02 04.96 - 10.02 04.96 - 10.02 04.96 - 10.02	 1.HA / 1st RA ->Chass. K 864073 Radstand von [mm] / Wheelbase from [mm]:3900 Radstand bis [mm] / Wheelbase to [mm]:6000 Baumuster / Type:950.031-038	(14) (78) (77) (28)
	1831 S, 1831 LS 1835 S, 1835 LS 1840 S, 1840 LS 1843 S, 1843 LS 1846 S, 1846 LS	04.96 - 10.02 04.96 - 10.02 04.96 - 10.02 04.96 - 10.02 10.98 -	 1.HA / 1st RA ->Chass. K 864073 Radstand [mm] / Wheelbase [mm]:3600 Radstand [mm] / Wheelbase [mm]:3900 Baumuster / Type:954.032-033	(14) (76) (76) (28)
	1831 S, 1831 LS 1835 S, 1835 LS 1840 S, 1840 LS 1843 S, 1843 LS 1846 S, 1846 LS	04.96 - 10.02 04.96 - 10.02 04.96 - 10.02 04.96 - 10.02 10.98 -	 1.HA / 1st RA ->Chass. K 864073 Baumuster / Type:954.062 Fahrgestellhöhe niedrig 868 mm / height of chassis low 868 mm	(14) (28) (44)
	1831 S, 1831 LS 1835 S, 1835 LS 1840 S, 1840 LS 1843 S, 1843 LS 1846 S, 1846 LS	04.96 - 10.02 04.96 - 10.02 04.96 - 10.02 04.96 - 10.02 10.98 -	 1.HA / 1st RA ->Chass. K 864073 Radstand [mm] / Wheelbase [mm]:3600 Radstand [mm] / Wheelbase [mm]:3900 Baumuster / Type:954.042/053 Fahrgestellhöhe niedrig 868 mm / height of chassis low 868 mm	(14) (76) (76) (28) (44)
	1848, 1848 L 1853, 1853 L	04.96 - 10.02 04.96 - 10.02	 1.HA / 1st RA ->Chass. K 864073 Radstand [mm] / Wheelbase [mm]:4800 Radstand [mm] / Wheelbase [mm]:5400 Baumuster / Type:950.044/046 Fahrgestellhöhe niedrig 868 mm / height of chassis low 868 mm	(14) (76) (76) (28) (44)
	1848, 1848 L 1853, 1853 L	04.96 - 10.02 04.96 - 10.02	 1.HA / 1st RA ->Chass. K 864073 Radstand von [mm] / Wheelbase from [mm]:3900 Radstand bis [mm] / Wheelbase to [mm]:6000 Baumuster / Type:950.031-038	(14) (78) (77) (28)
	1848 S, 1848 LS 1853 S, 1853 LS	04.96 - 10.02 04.96 - 10.02	 1.HA / 1st RA ->Chass. K 864073 Baumuster / Type:954.032-033	(14) (28)
	1848 S, 1848 LS 1853 S, 1853 LS	04.96 - 10.02 04.96 - 10.02	 1.HA / 1st RA ->Chass. K 864073 Radstand [mm] / Wheelbase [mm]:3600 Radstand [mm] / Wheelbase [mm]:3900 Baumuster / Type:954.032-033	(14) (76) (76) (28)
	1857 L	04.97 - 10.02	 1.HA / 1st RA ->Chass. K 864073 Radstand von [mm] / Wheelbase from [mm]:3900 Radstand bis [mm] / Wheelbase to [mm]:6000 Baumuster / Type:950.031-038	(14) (78) (77) (28)

MERCEDES-BENZ















ACTROS 1824 - 1861 4x2 04.96 -

 8	<p>Lenker, Radaufhängung / Track Control Arm</p> <p>Dreieckslenker (Nfz) / Wishbone (CV)</p> <p>Länge [mm] / Length [mm]:622</p> <p>Rohr-Ø [mm] / Pipe Ø [mm]:46</p> <p>Bohrung-Ø 1 / Bohrung-Ø 2 [mm] / Bore Ø 1 / Bore Ø 2 [mm]:25/25/25</p> <p>Lochabstand 1/Lochabstand 2 / Hole Pitch 1/ Hole Pitch 2:152/130/130</p> <p>Molekularlager / Molecular Bearing</p>	<p>(5)</p> <p>(38)</p> <p>(69)</p> <p>(80)</p> <p>(30)</p> <p>(67)</p> <p>(71)</p>	<p>21168 01 942 350 15 05</p> <p>Ⓜ 30587 01</p> <p>Ⓜ 30589 01</p>	
	<p>1857 LS</p>	<p>04.97 - 10.02</p>	<p></p> <p>1.HA / 1st RA</p> <p>->Chass. K 864073</p> <p>Radstand [mm] / Wheelbase [mm]:3600</p> <p>Baumuster / Type:954.032</p>	<p>(14)</p> <p>(76)</p> <p>(28)</p>



MERCEDES-BENZ















ACTROS 1824 - 1861 4x2 04.96 -

 8	Lenker, Radaufhängung / Track Control Arm Dreieckslenker (Nfz) / Wishbone (CV) Länge [mm] / Length [mm]:622 Rohr-Ø [mm] / Pipe Ø [mm]:46 Bohrung-Ø 1 / Bohrung-Ø 2 [mm] / Bore Ø 1 / Bore Ø 2 [mm]:25/23/23 Lochabstand 1/Lochabstand 2 / Hole Pitch 1/ Hole Pitch 2:152/130/130 Molekularlager / Molecular Bearing		(5) (38) (69) (80) (30) (67) (71)	31887 01 942 350 12 05 © 30588 01	
	1831 S, 1831 LS 1835 S, 1835 LS 1840 S, 1840 LS 1843 S, 1843 LS 1846 S, 1846 LS	04.96 - 10.02 04.96 - 10.02 04.96 - 10.02 04.96 - 10.02 10.98 -		Chass. K 864074-> Radstand [mm] / Wheelbase [mm]:3600 Radstand [mm] / Wheelbase [mm]:3900 Baumuster / Type:954.032-033	(76) (76) (28)
1831 S, 1831 LS 1835 S, 1835 LS 1840 S, 1840 LS 1843 S, 1843 LS 1846 S, 1846 LS	04.96 - 10.02 04.96 - 10.02 04.96 - 10.02 04.96 - 10.02 10.98 -		Chass. K 864074-> Radstand [mm] / Wheelbase [mm]:3600 Baumuster / Type:954.042 Fahrgestellhöhe niedrig 868 mm / height of chassis low 868 mm	(76) (28) (44)	
1848 S, 1848 LS 1853 S, 1853 LS 1857 LS	04.96 - 10.02 04.96 - 10.02 04.97 - 10.02		Chass. K 864074-> Radstand [mm] / Wheelbase [mm]:3600 Radstand [mm] / Wheelbase [mm]:3900 Baumuster / Type:954.032-033	(76) (76) (28)	
1832, LS, LLS 1836 LS, LLS, 11946 ccm 1841 LS, LLS 1844 LS, LLS	04.03 - 04.03 - 04.03 - 04.03 -		Chass. K 864074-> Radstand [mm] / Wheelbase [mm]:3300 Radstand [mm] / Wheelbase [mm]:3600 Radstand [mm] / Wheelbase [mm]:3900 Baumuster / Type:934.031-033	(76) (76) (76) (28)	
1832, LS, LLS 1836 LS, LLS, 11946 ccm 1841 LS, LLS 1844 LS, LLS	04.03 - 04.03 - 04.03 - 04.03 -		Chass. K 864074-> Radstand [mm] / Wheelbase [mm]:3600 Baumuster / Type:934.053 Fahrgestellhöhe niedrig 868 mm / height of chassis low 868 mm	(76) (28) (44)	
1832, LS, LLS 1836 LS, LLS, 11946 ccm 1841 LS, LLS 1844 LS, LLS	04.03 - 04.03 - 04.03 - 04.03 -		Chass. K 864074-> Radstand [mm] / Wheelbase [mm]:3600 Baumuster / Type:934.042/062 Fahrgestellhöhe niedrig 868 mm / height of chassis low 868 mm	(76) (28) (44)	
1846 LS, LLS	04.03 -		Chass. K 864074-> Radstand [mm] / Wheelbase [mm]:3300 Radstand [mm] / Wheelbase [mm]:3600 Radstand [mm] / Wheelbase [mm]:3900 Baumuster / Type:934.031-033	(76) (76) (76) (28)	
1846 LS, LLS	04.03 -		Chass. K 864074-> Radstand [mm] / Wheelbase [mm]:3600 Baumuster / Type:934.053 Fahrgestellhöhe niedrig 868 mm / height of chassis low 868 mm	(76) (28) (44)	
1850, 1851 LS, LLS 1854 LS 1858 LS	04.03 - 04.03 - 10.02 -		Chass. K 864074-> Radstand [mm] / Wheelbase [mm]:3300 Radstand [mm] / Wheelbase [mm]:3600 Radstand [mm] / Wheelbase [mm]:3900 Baumuster / Type:934.031-033	(76) (76) (76) (28)	
1848, LS, LLS	04.03 -		Radstand [mm] / Wheelbase [mm]:3900 Baumuster / Type:934.053 Fahrgestellhöhe niedrig 868 mm / height of chassis low 868 mm	(76) (28) (44)	
1848, LS, LLS	04.03 -		Radstand [mm] / Wheelbase [mm]:3300 Radstand [mm] / Wheelbase [mm]:3600 Radstand [mm] / Wheelbase [mm]:3900 Baumuster / Type:934.031-033	(76) (76) (76) (28)	
1848, LS, LLS	04.03 -		Radstand [mm] / Wheelbase [mm]:3600 Baumuster / Type:934.042/062 Fahrgestellhöhe niedrig 868 mm / height of chassis low 868 mm	(76) (28) (44)	



MERCEDES-BENZ




ACTROS 1824 - 1861 4x2 04.96 -

 13 Stange/Strebe, Stabilisator / Rod/Strut, stabiliser Koppelstange / Coupling Rod Länge [mm] / Length [mm]:260 Konusmaß [mm] / Cone Size [mm]:26 Rohr-Ø [mm] / Pipe Ø [mm]:36 mit Zubehör / with accessories	(11) (60) (69) (58) (80) (140)	37623 01 960 326 29 47 	
	1824 LS 07.11 - 1832 LS 07.11 - 1833 LS 07.11 - 1836 LS 07.11 - 1840 LS 07.11 - 1842 LS 07.11 - 1843 LS 07.11 - 1845 LS 07.11 - 1848 LS 07.11 - 1851 LS 07.11 -	 für / for:541249 13 Baumuster / Type:963.404-405 Einbau am Zusatzstabilisator / Einbau am Zusatzstabilisator	(102) (28) (42)
1840 L 1842 L 1843 L 1845 L 1848 L	07.11 - 07.11 - 07.11 - 07.11 - 07.11 -	 für / for:541249 13 Baumuster / Type:963.005 Einbau am Zusatzstabilisator / Einbau am Zusatzstabilisator	(102) (28) (42)
 Lenker, Radaufhängung / Track Control Arm für Dreieckslenker (Nfz) / for wishbone (CV) Länge [mm] / Length [mm]:532 Rohr-Ø [mm] / Pipe Ø [mm]:46 Bohrung-Ø 1 / Bohrung-Ø 2 [mm] / Bore Ø 1 / Bore Ø 2 [mm]:21/21 Lochabstand 1/Lochabstand 2 / Hole Pitch 1/ Hole Pitch 2:130/130 Molekularlager / Molecular Bearing	(5) (103) (69) (80) (30) (67) (71)	36536 01 960 350 09 06 	
	1824 LS 07.11 - 1827 LS 07.11 - 1830 LS 07.11 - 1832 LS 07.11 - 1833 LS 07.11 - 1835 LS 07.11 - 1836 LS 07.11 - 1840 LS 07.11 - 1842 LS 07.11 - 1843 LS 07.11 - 1845 LS 07.11 - 1848 LS 07.11 - 1851 LS 07.11 -	 für / for:539259 05 Baumuster / Type:963.403	(102) (28)
 Lenker, Radaufhängung / Track Control Arm für Dreieckslenker (Nfz) / for wishbone (CV) Länge [mm] / Length [mm]:532 Rohr-Ø [mm] / Pipe Ø [mm]:46 Bohrung-Ø 1 / Bohrung-Ø 2 [mm] / Bore Ø 1 / Bore Ø 2 [mm]:21/21 Lochabstand 1/Lochabstand 2 / Hole Pitch 1/ Hole Pitch 2:130/130 Molekularlager / Molecular Bearing	(5) (103) (69) (80) (30) (67) (71)	36537 01 960 350 13 06 	
	1824 LS 07.11 - 1827 LS 07.11 - 1830 LS 07.11 - 1832 LS 07.11 - 1842 LS 07.11 - 1851 LS 07.11 -	 für / for:539259 04 Baumuster / Type:963.403-404/406	(102) (28)
1833 L 1840 L 1842 L 1843 L 1845 L 1848 L	07.11 - 07.11 - 07.11 - 07.11 - 07.11 - 07.11 -	 für / for:539259 04 Baumuster / Type:963.003-005	(102) (28)
1833 LS 1836 LS 1840 LS 1843 LS 1845 LS 1848 LS	07.11 - 07.11 - 07.11 - 07.11 - 07.11 - 07.11 -	 für / for:539259 04 Baumuster / Type:963.403-404/406/405	(102) (28)
1824 L 1827 L 1830 L 1835 L 1836 L 1851 L	07.11 - 07.11 - 07.11 - 07.11 - 07.11 - 07.11 -	 für / for:539259 04 Baumuster / Type:963.003-004	(102) (28)
1835 LS	07.11 -	 für / for:539259 04 Baumuster / Type:963.403/406	(102) (28)



MERCEDES-BENZ

ACTROS 1824 - 1861 4x2 04.96 -

<p>Schraube, Spureinstellung / Bolt, wheel alignment DIN/ISO / DIN / ISO: DIN 22mm/ISO 21mm Länge [mm] / Length [mm]: 110 Innengewinde [mm] / Inner Thread [mm]: M30x1,5 mit Rechtsgewinde / with right-hand thread Aussengewinde [mm] / Outer Thread [mm]: M38x1,5 mit Linksgewinde / with left-hand thread</p>	<p>(8) (34) (69) (55) (137) (27) (135)</p>	<p style="text-align: right;">21971 01 000 992 21 39</p> 	
<p>1842 L 07.11 -</p>		<p>an Spurstange / at steering track rod Baumuster / Type: 963.003-004</p>	<p>(99) (28)</p>
<p>1827 LS 1830 LS 1833 L 1833 LS 1835 LS 1836 LS 1840 L 1840 LS 1843 L 1843 LS</p>	<p>07.11 - 07.11 - 07.11 - 07.11 - 07.11 - 07.11 - 07.11 - 07.11 - 07.11 - 07.11 -</p>		
<p>Spurstangenkopf / Tie Rod End für Schubstange / for push rod Länge [mm] / Length [mm]: 115 Gewindemaß / Thread Size: M30x1,5 mit Außengewinde / with external thread für Rechtsgewinde / for right-hand thread Konusmaß [mm] / Cone Size [mm]: 28,6 mit Zubehör / with accessories</p>	<p>(10) (128) (69) (49) (131) (127) (58) (140)</p>	<p style="text-align: right;">27623 01 001 460 48 48</p> 	
<p>1842 L 07.11 -</p>		<p>am Lenkhebel / at steering arm Baumuster / Type: 963.003</p>	<p>(94) (28)</p>
<p>Kugelkopf, Schaltgestänge Ball Head, gearshift linkage Länge [mm] / Length [mm]: 55 Konusmaß [mm] / Cone Size [mm]: 10 Aussengewinde [mm] / Outer Thread [mm]: M14x1,5 mit Rechtsgewinde / with right-hand thread</p>	<p>(3) (69) (58) (27) (137)</p>	<p style="text-align: right;">19465 01 000 996 70 45</p> 	
<p>1831 K 1831, 1831 L 1831 S, 1831 LS 1835, 1835 L 1835 K 1835 S, 1835 LS 1840, 1840 L 1840 K 1840 S, 1840 LS 1843, 1843 L 1843 K 1843 S, 1843 LS 1846 S, 1846 LS 1848, 1848 L 1848 K, 15928 ccm 1848 S, 1848 LS 1853, 1853 L 1853 S, 1853 LS 1857 L 1857 LS</p>	<p>04.97 - 10.02 04.96 - 10.02 04.96 - 10.02 04.96 - 10.02 04.97 - 10.02 04.96 - 10.02 04.96 - 10.02 04.97 - 10.02 04.96 - 10.02 04.96 - 10.02 04.96 - 10.02 04.97 - 10.02 04.96 - 10.02 10.98 - 04.96 - 10.02 04.97 - 10.02 04.96 - 10.02 04.96 - 10.02 04.96 - 10.02 04.97 - 10.02 04.97 - 10.02 04.97 - 10.02</p>		



Pos



Ref.



MERCEDES-BENZ

ACTROS 1824 - 1861		4x2	04.96 -	
Kugelkopf, Schaltgestänge Ball Head, gearshift linkage Länge [mm] / Length [mm]:45 Konusmaß [mm] / Cone Size [mm]:12 Innengewinde [mm] / Inner Thread [mm]:M12 mit Linksgewinde / with left-hand thread Gewindemaß / Thread Size:M10		(3)		21691 01 000 996 67 45 
1831 K 1831, 1831 L 1831 S, 1831 LS 1835, 1835 L 1835 K 1835 S, 1835 LS 1840, 1840 L 1840 K 1840 S, 1840 LS 1843, 1843 L 1843 K 1843 S, 1843 LS 1846 S, 1846 LS 1848, 1848 L 1848 K, 15928 ccm 1848 S, 1848 LS 1853, 1853 L 1853 S, 1853 LS 1857 L 1857 LS	04.97 - 10.02 04.96 - 10.02 04.96 - 10.02 04.96 - 10.02 04.97 - 10.02 04.96 - 10.02 04.96 - 10.02 04.96 - 10.02 04.97 - 10.02 04.96 - 10.02 04.96 - 10.02 04.96 - 10.02 04.97 - 10.02 04.96 - 10.02 10.98 - 04.96 - 10.02 04.97 - 10.02 04.96 - 10.02 04.96 - 10.02 04.96 - 10.02 04.96 - 10.02 04.97 - 10.02 04.97 - 10.02			
Kugelkopf, Schaltgestänge Ball Head, gearshift linkage Länge [mm] / Length [mm]:59 Konusmaß [mm] / Cone Size [mm]:10 Innengewinde [mm] / Inner Thread [mm]:M12 mit Rechtsgewinde / with right-hand thread Gewindemaß / Thread Size:M10		(3)		21696 01 000 996 66 45 
1831 K 1831, 1831 L 1831 S, 1831 LS 1835, 1835 L 1835 K 1835 S, 1835 LS 1840, 1840 L 1840 K 1840 S, 1840 LS 1843, 1843 L 1843 K 1843 S, 1843 LS 1846 S, 1846 LS 1848, 1848 L 1848 K, 15928 ccm 1848 S, 1848 LS 1853, 1853 L 1853 S, 1853 LS 1857 L 1857 LS	04.97 - 10.02 04.96 - 10.02 04.96 - 10.02 04.96 - 10.02 04.97 - 10.02 04.96 - 10.02 04.96 - 10.02 04.96 - 10.02 04.97 - 10.02 04.96 - 10.02 04.96 - 10.02 04.96 - 10.02 10.98 - 04.96 - 10.02 04.97 - 10.02 04.96 - 10.02 04.96 - 10.02 04.96 - 10.02 04.96 - 10.02 04.97 - 10.02 04.97 - 10.02			




MERCEDES-BENZ

ACTROS 1824 - 1861

4x2

04.96 -

	<p>Kugelkopf, Schaltgestänge Ball Head, gearshift linkage Länge [mm] / Length [mm]:55 Konusmaß [mm] / Cone Size [mm]:12 Aussengewinde [mm] / Outer Thread [mm]:M14x1,5 mit Rechtsgewinde / with right-hand thread</p>	<p>(3) (69) (58) (27) (137)</p>	<p>22721 01 000 268 59 89</p> 
	<p>1831 K 1831, 1831 L 1831 S, 1831 LS 1835, 1835 L 1835 K 1835 S, 1835 LS 1840, 1840 L 1840 K 1840 S, 1840 LS 1843, 1843 L 1843 K 1843 S, 1843 LS 1846 S, 1846 LS 1848, 1848 L 1848 K, 15928 ccm 1848 S, 1848 LS 1853, 1853 L 1853 S, 1853 LS 1857 L 1857 LS</p>	<p>04.97 - 10.02 04.96 - 10.02 04.96 - 10.02 04.96 - 10.02 04.97 - 10.02 04.96 - 10.02 04.96 - 10.02 04.96 - 10.02 04.97 - 10.02 04.96 - 10.02 04.96 - 10.02 04.97 - 10.02 04.96 - 10.02 10.98 - 04.96 - 10.02 04.97 - 10.02 04.96 - 10.02 04.96 - 10.02 04.96 - 10.02 04.97 - 10.02 04.96 - 10.02</p>	










MERCEDES-BENZ

ACTROS 1824 - 1861

4x4









04.96 -

 <div style="border: 1px solid black; padding: 2px; display: inline-block;">1</div>	Lenkstange / Centre Rod Assembly Schubstange / Push Rod einseitig verstellbar / Adjustable on one side Länge [mm] / Length [mm]:893 Konusmaß [mm] / Cone Size [mm]:32 Rohr-Ø [mm] / Pipe Ø [mm]:38 mit Zubehör / with accessories	(6) (85) (101) (69) (58) (80) (140)	25361 01 11394 04	002 460 62 05 
	1831 AK 1835 AK 1840 AK 1843 AK 1848 AK, 15928 ccm	04.97 - 10.02 04.97 - 10.02 04.97 - 10.02 04.97 - 10.02 04.97 - 10.02	 Lenkstockhebel zur 1. VA / Pitman Arm to 1st FA Achslast [t] / Axle Load [t]:9 Trommelbremse / Drum Brake Radstand [mm] / Wheelbase [mm]:3600 Radstand [mm] / Wheelbase [mm]:3900 Baumuster / Type:952.072-073	(66) (23) (86) (76) (76) (28)
	1831 AK 1832 AK 1835 AK 1836 AK 1844 AK 1846 AK 1848 AK, 11946 ccm 1850 AK, 1851 AK	04.03 - 04.03 - 04.03 - 04.03 - 04.03 - 04.03 - 04.03 - 04.03 -	 Lenkstockhebel zur 1. VA / Pitman Arm to 1st FA Achslast [t] / Axle Load [t]:9 Trommelbremse / Drum Brake Radstand [mm] / Wheelbase [mm]:3600 Radstand [mm] / Wheelbase [mm]:3900 Baumuster / Type:932.072-073	(66) (23) (86) (76) (76) (28)
	1841 AK 1848 AK, 15928 ccm 1851 A	04.03 - 04.03 - 04.03 -	 Lenkstockhebel zur 1. VA / Pitman Arm to 1st FA Achslast [t] / Axle Load [t]:9 Trommelbremse / Drum Brake Baumuster / Type:932.072-073	(66) (23) (86) (28)
	1836 A	10.02 -	 Lenkstockhebel zur 1. VA / Pitman Arm to 1st FA Achslast [t] / Axle Load [t]:9 Trommelbremse / Drum Brake Baumuster / Type:930.083	(66) (23) (86) (28)
	1846 AK 1850 AK	04.97 - 10.03 10.97 -	 Lenkstockhebel zur 1. VA / Pitman Arm to 1st FA Achslast [t] / Axle Load [t]:9 Trommelbremse / Drum Brake Radstand [mm] / Wheelbase [mm]:3600 Radstand [mm] / Wheelbase [mm]:3900 Baumuster / Type:952.073	(66) (23) (86) (76) (76) (28)



MERCEDES-BENZ







ACTROS 1824 - 1861 4x4 04.96 -

 1	Lenkstange / Centre Rod Assembly Schubstange / Push Rod einseitig verstellbar / Adjustable on one side Länge [mm] / Length [mm]:935 Konusmaß [mm] / Cone Size [mm]:30 Konusmaß [mm] / Cone Size [mm]:32 Rohr-Ø [mm] / Pipe Ø [mm]:38 mit Zubehör / with accessories	(6) (85) (101) (69) (58) (58) (80) (140)	27628 01 002 460 60 05  11394 04	
	1831 AK 04.97 - 10.02 1835 AK 04.97 - 10.02 1840 AK 04.97 - 10.02 1843 AK 04.97 - 10.02 1848 AK, 15928 ccm 04.97 - 10.02	 Lenkstockhebel zur 1. VA / Pitman Arm to 1st FA (66) Scheibenbremse / Disc Brake (83) Radstand [mm] / Wheelbase [mm]:3600 (76) Radstand [mm] / Wheelbase [mm]:3900 (76) Baumuster / Type:952.072-073 (28)		
	1831 AK 04.03 - 1832 AK 04.03 - 1835 AK 04.03 - 1836 AK 04.03 - 1844 AK 04.03 - 1846 AK 04.03 - 1848 AK, 11946 ccm 04.03 - 1850 AK, 1851 AK 04.03 -	 Lenkstockhebel zur 1. VA / Pitman Arm to 1st FA (66) Scheibenbremse / Disc Brake (83) Radstand [mm] / Wheelbase [mm]:3600 (76) Radstand [mm] / Wheelbase [mm]:3900 (76) Baumuster / Type:932.072-073 (28)		
	1841 AK 04.03 - 1848 AK, 15928 ccm 04.03 - 1851 A 04.03 -	 Lenkstockhebel zur 1. VA / Pitman Arm to 1st FA (66) Scheibenbremse / Disc Brake (83) Baumuster / Type:932.072-073 (28)		
	1836 A 10.02 -	 Lenkstockhebel zur 1. VA / Pitman Arm to 1st FA (66) Scheibenbremse / Disc Brake (83) Radstand [mm] / Wheelbase [mm]:4500 (76) Baumuster / Type:930.083 (28)		
	1846 AK 04.97 - 10.03 1850 AK 10.97 -	 Lenkstockhebel zur 1. VA / Pitman Arm to 1st FA (66) Scheibenbremse / Disc Brake (83) Radstand [mm] / Wheelbase [mm]:3600 (76) Radstand [mm] / Wheelbase [mm]:3900 (76) Baumuster / Type:952.073 (28)		



MERCEDES-BENZ











ACTROS 1824 - 1861 4x4 04.96 -

1	Lenkstange / Centre Rod Assembly Schubstange / Push Rod einseitig verstellbar / Adjustable on one side Länge [mm] / Length [mm]:885 Konusmaß [mm] / Cone Size [mm]:30 Konusmaß [mm] / Cone Size [mm]:32 Rohr-Ø [mm] / Pipe Ø [mm]:38 mit Zubehör / with accessories	(6) (85) (101) (69) (58) (58) (80) (140)	27954 01 002 460 51 05  30737 01
1831 AK 1835 AK 1840 AK 1843 AK 1848 AK, 15928 ccm	04.97 - 10.02 04.97 - 10.02 04.97 - 10.02 04.97 - 10.02 04.97 - 10.02	 Lenkstockhebel zur 1. VA / Pitman Arm to 1st FA (66) Trommelbremse / Drum Brake (86) Achslast [t] / Axle Load [t]:7,5 (23) Achslast [t] / Axle Load [t]:9 (23) Radstand [mm] / Wheelbase [mm]:3600 (76) Radstand [mm] / Wheelbase [mm]:3900 (76) Baumuster / Type:952.072-073 (28)	
1831 AK 1832 AK 1835 AK 1836 AK 1844 AK 1846 AK 1848 AK, 11946 ccm 1850 AK, 1851 AK	04.03 - 04.03 - 04.03 - 04.03 - 04.03 - 04.03 - 04.03 - 04.03 -	 Lenkstockhebel zur 1. VA / Pitman Arm to 1st FA (66) Trommelbremse / Drum Brake (86) Achslast [t] / Axle Load [t]:7,5 (23) Achslast [t] / Axle Load [t]:9 (23) Radstand [mm] / Wheelbase [mm]:3600 (76) Radstand [mm] / Wheelbase [mm]:3900 (76) Baumuster / Type:932.072-073 (28)	
1841 AK 1848 AK, 15928 ccm 1851 A	04.03 - 04.03 - 04.03 -	 Lenkstockhebel zur 1. VA / Pitman Arm to 1st FA (66) Trommelbremse / Drum Brake (86) Achslast [t] / Axle Load [t]:7,5 (23) Achslast [t] / Axle Load [t]:9 (23) Baumuster / Type:932.072-073 (28)	
1836 A	10.02 -	Lenkstockhebel zur 1. VA / Pitman Arm to 1st FA (66) Trommelbremse / Drum Brake (86) Achslast [t] / Axle Load [t]:7,5 (23) Achslast [t] / Axle Load [t]:9 (23) Radstand [mm] / Wheelbase [mm]:4500 (76) Baumuster / Type:930.083 (28)	
1846 AK 1850 AK	04.97 - 10.03 10.97 -	 Lenkstockhebel zur 1. VA / Pitman Arm to 1st FA (66) Trommelbremse / Drum Brake (86) Achslast [t] / Axle Load [t]:7,5 (23) Achslast [t] / Axle Load [t]:9 (23) Radstand [mm] / Wheelbase [mm]:3600 (76) Radstand [mm] / Wheelbase [mm]:3900 (76) Baumuster / Type:952.073 (28)	
6	Spurstange / Rod Assembly Führungsstange / Guide Rod einseitig verstellbar / Adjustable on one side Länge [mm] / Length [mm]:1438 Konusmaß [mm] / Cone Size [mm]:30 Rohr-Ø [mm] / Pipe Ø [mm]:58 mit Zubehör / with accessories	(9) (46) (101) (69) (58) (80) (140)	19721 01 346 330 48 03  11505 03
1831 AK 1835 AK 1840 AK 1843 AK 1848 AK, 15928 ccm	04.97 - 10.02 04.97 - 10.02 04.97 - 10.02 04.97 - 10.02 04.97 - 10.02	Achsausführung / Axle Version:730100 (19) Radstand [mm] / Wheelbase [mm]:3600 (76) Radstand [mm] / Wheelbase [mm]:3900 (76) Baumuster / Type:952.072-073 (28) Fahrzeugbreite 2300 mm / vehicle width 2300 mm (45)	
1846 AK 1850 AK	04.97 - 10.03 10.97 -	Achsausführung / Axle Version:730.100 (19) Radstand [mm] / Wheelbase [mm]:3600 (76) Radstand [mm] / Wheelbase [mm]:3900 (76) Baumuster / Type:952.073 (28) Fahrzeugbreite 2300 mm / vehicle width 2300 mm (45)	














MERCEDES-BENZ

ACTROS 1824 - 1861 4x4 04.96 -

 6	Spurstange / Rod Assembly Führungsstange / Guide Rod einseitig verstellbar / Adjustable on one side Länge [mm] / Length [mm]:1588 Konusmaß [mm] / Cone Size [mm]:38 Rohr-Ø [mm] / Pipe Ø [mm]:60 mit Zubehör / with accessories		(9) (46) (101) (69) (58) (80) (140)	20430 01 625 330 12 03 ▲ 19615 01			
	1831 AK	04.97 - 10.02	Achsausführung / Axle Version:730101, 730109 Achslast [t] / Axle Load [t]:9 Baumuster / Type:952.072-073	(19) (23) (28)			
	1835 AK 1840 AK 1843 AK 1848 AK, 15928 ccm	04.97 - 10.02 04.97 - 10.02 04.97 - 10.02 04.97 - 10.02	Achsausführung / Axle Version:730101, 730109 Achslast [t] / Axle Load [t]:9 Baumuster / Type:952.073	(19) (23) (28)			
	1836 AK 1850 AK, 1851 AK	04.03 - 04.03 -	 Achsausführung / Axle Version:730109, 730115 1.VA / 1st FA Radstand [mm] / Wheelbase [mm]:3900 Achslast [t] / Axle Load [t]:9 Baumuster / Type:932.073	(19) (15) (76) (23) (28)			
	1832 AK 1844 AK 1848 AK, 11946 ccm	04.03 - 04.03 - 04.03 -	 Achsausführung / Axle Version:730109, 730115 1.VA / 1st FA Radstand [mm] / Wheelbase [mm]:3600 Radstand [mm] / Wheelbase [mm]:3900 Achslast [t] / Axle Load [t]:9 Baumuster / Type:932.072-073	(19) (15) (76) (76) (23) (28)			
	1846 AK	04.03 -	 Achsausführung / Axle Version:730109, 730115 1.VA / 1st FA Radstand [mm] / Wheelbase [mm]:3600 Achslast [t] / Axle Load [t]:9 Baumuster / Type:932.072	(19) (15) (76) (23) (28)			
	1841 AK 1848 AK, 15928 ccm 1851 A	04.03 - 04.03 - 04.03 -	 Achsausführung / Axle Version:730.109/115 1.VA / 1st FA Achslast [t] / Axle Load [t]:9 Baumuster / Type:932.072	(19) (15) (23) (28)			
	1836 A	10.02 -	 Achsausführung / Axle Version:730109, 730115 1.VA / 1st FA Radstand [mm] / Wheelbase [mm]:4500 Achslast [t] / Axle Load [t]:9 Baumuster / Type:930.083	(19) (15) (76) (23) (28)			
	1846 AK 1850 AK	04.97 - 10.03 10.97 -	Achsausführung / Axle Version:730.101/109 Achslast [t] / Axle Load [t]:9 Baumuster / Type:952.073	(19) (23) (28)			
	1831 AK 1835 AK	04.03 - 04.03 -	 Achsausführung / Axle Version:730.109/115 1.VA / 1st FA Radstand [mm] / Wheelbase [mm]:3600 Radstand [mm] / Wheelbase [mm]:3900 Achslast [t] / Axle Load [t]:9 Baumuster / Type:932.072-073	(19) (15) (76) (76) (23) (28)			
	 6	Spurstange / Rod Assembly Führungsstange / Guide Rod beidseitig verstellbar / Adjustable on both sides Länge [mm] / Length [mm]:1735 Konusmaß [mm] / Cone Size [mm]:32 Rohr-Ø [mm] / Pipe Ø [mm]:50 mit Zubehör / with accessories		(9) (46) (100) (69) (58) (80) (140)		23988 01 941 330 02 03 ▲ 11394 04 ▲ 12280 04	
		1841 A 1844 A 1846 A 1848 A	10.02 - 04.03 - 04.03 - 04.03 -	Achsausführung / Axle Version:739.500 Achslast [t] / Axle Load [t]:7,5 für / for:SKN-V Baumuster / Type:930.003		(19) (23) (102) (28)	



MERCEDES-BENZ

ACTROS 1824 - 1861		4x4	04.96 -		
 6	Spurstange / Rod Assembly Führungsstange / Guide Rod einseitig verstellbar / Adjustable on one side Länge [mm] / Length [mm]:1588 Konusmaß [mm] / Cone Size [mm]:30 Rohr-Ø [mm] / Pipe Ø [mm]:60 mit Zubehör / with accessories	(9)		24315 01 944 330 05 03  23775 01	
	1831 AK	04.97 - 10.02		Achsausführung / Axle Version:730100, 730108 Baumuster / Type:952.072-073	(19) (28)
	1835 AK	04.97 - 10.02		Achsausführung / Axle Version:730100, 730108	(19)
	1840 AK	04.97 - 10.02		Baumuster / Type:952.073	(28)
	1843 AK	04.97 - 10.02			
	1848 AK, 15928 ccm	04.97 - 10.02			
	1836 AK	04.03 -		 Achsausführung / Axle Version:730108	(19)
	1850 AK, 1851 AK	04.03 -		1.VA / 1st FA	(15)
				Radstand [mm] / Wheelbase [mm]:3900	(76)
				Baumuster / Type:932.073	(28)
	1832 AK	04.03 -		 Achsausführung / Axle Version:730108	(19)
	1844 AK	04.03 -		1.VA / 1st FA	(15)
	1846 AK	04.03 -		Radstand [mm] / Wheelbase [mm]:3600	(76)
1848 AK, 11946 ccm	04.03 -		Radstand [mm] / Wheelbase [mm]:3900	(76)	
			Baumuster / Type:932.072-073	(28)	
1841 AK	04.03 -		 Achsausführung / Axle Version:730.108	(19)	
1848 AK, 15928 ccm	04.03 -		1.VA / 1st FA	(15)	
1851 A	04.03 -		Baumuster / Type:932.072-073	(28)	
1836 A	10.02 -		 Achsausführung / Axle Version:730108	(19)	
			1.VA / 1st FA	(15)	
			Radstand [mm] / Wheelbase [mm]:4500	(76)	
			Baumuster / Type:930.083	(28)	
1846 AK	04.97 - 10.03		Achsausführung / Axle Version:730.100/108	(19)	
1850 AK	10.97 -		Baumuster / Type:952.073	(28)	
1831 AK	04.03 -		 Achsausführung / Axle Version:730.108	(19)	
1835 AK	04.03 -		1.VA / 1st FA	(15)	
			Radstand [mm] / Wheelbase [mm]:3600	(76)	
			Radstand [mm] / Wheelbase [mm]:3900	(76)	
			Baumuster / Type:932.072-073	(28)	
 6	Spurstange / Rod Assembly Führungsstange / Guide Rod beidseitig verstellbar / Adjustable on both sides Länge [mm] / Length [mm]:1664 Rohr-Ø [mm] / Pipe Ø [mm]:50 Konusmaß [mm] / Cone Size [mm]:32 mit Zubehör / with accessories	(9)		30478 01 942 330 03 03  11394 04 12280 04	
	1841 A	10.02 -		Achsausführung / Axle Version:739.543	(19)
	1844 A	04.03 -		Achslast [t] / Axle Load [t]:7,5	(23)
	1846 A	04.03 -		Baumuster / Type:930.003	(28)
	1848 A	04.03 -			
 6	Spurstange / Rod Assembly Führungsstange / Guide Rod einseitig verstellbar / Adjustable on one side Länge [mm] / Length [mm]:1735 Konusmaß [mm] / Cone Size [mm]:32 Rohr-Ø [mm] / Pipe Ø [mm]:52 mit Zubehör / with accessories mit Kronenmutter / with crown nut	(9)		37332 01 942 330 00 03  30737 01 37235 01	
	1841 A	10.02 -		Achsausführung / Axle Version:739.510/550	(19)
	1844 A	04.03 -		Achslast [t] / Axle Load [t]:7,5	(23)
	1846 A	04.03 -		Achslast [t] / Axle Load [t]:8,0	(23)
	1848 A	04.03 -		für / for:SKN-L	(102)
				Baumuster / Type:930.003	(28)



MERCEDES-BENZ












ACTROS 1824 - 1861 4x4 04.96 -

	<p>Kugelpfopf, Schaltgestänge Ball Head, gearshift linkage Länge [mm] / Length [mm]:55 Konusmaß [mm] / Cone Size [mm]:10 Aussengewinde [mm] / Outer Thread [mm]:M14x1,5 mit Rechtsgewinde / with right-hand thread</p>	<p>(3) (69) (58) (27) (137)</p>	<p>19465 01 000 996 70 45</p> 
	<p>1831 AK 04.97 - 10.02 1835 AK 04.97 - 10.02 1840 AK 04.97 - 10.02 1843 AK 04.97 - 10.02 1846 AK 04.97 - 10.03 1848 AK, 15928 ccm 04.97 - 10.02 1850 AK 10.97 -</p>		
	<p>Kugelpfopf, Schaltgestänge Ball Head, gearshift linkage Länge [mm] / Length [mm]:45 Konusmaß [mm] / Cone Size [mm]:12 Innengewinde [mm] / Inner Thread [mm]:M12 mit Linksgewinde / with left-hand thread Gewindemaß / Thread Size:M10</p>	<p>(3) (69) (58) (55) (135) (49)</p>	<p>21691 01 000 996 67 45</p> 
	<p>1831 AK 04.97 - 10.02 1835 AK 04.97 - 10.02 1840 AK 04.97 - 10.02 1843 AK 04.97 - 10.02 1846 AK 04.97 - 10.03 1848 AK, 15928 ccm 04.97 - 10.02 1850 AK 10.97 -</p>		
	<p>Kugelpfopf, Schaltgestänge Ball Head, gearshift linkage Länge [mm] / Length [mm]:59 Konusmaß [mm] / Cone Size [mm]:10 Innengewinde [mm] / Inner Thread [mm]:M12 mit Rechtsgewinde / with right-hand thread Gewindemaß / Thread Size:M10</p>	<p>(3) (69) (58) (55) (137) (49)</p>	<p>21696 01 000 996 66 45</p> 
	<p>1831 AK 04.97 - 10.02 1835 AK 04.97 - 10.02 1840 AK 04.97 - 10.02 1843 AK 04.97 - 10.02 1846 AK 04.97 - 10.03 1848 AK, 15928 ccm 04.97 - 10.02 1850 AK 10.97 -</p>		
	<p>Kugelpfopf, Schaltgestänge Ball Head, gearshift linkage Länge [mm] / Length [mm]:55 Konusmaß [mm] / Cone Size [mm]:12 Aussengewinde [mm] / Outer Thread [mm]:M14x1,5 mit Rechtsgewinde / with right-hand thread</p>	<p>(3) (69) (58) (27) (137)</p>	<p>22721 01 000 268 59 89</p> 
	<p>1831 AK 04.97 - 10.02 1835 AK 04.97 - 10.02 1840 AK 04.97 - 10.02 1843 AK 04.97 - 10.02 1848 AK, 15928 ccm 04.97 - 10.02</p>		



MERCEDES-BENZ









ACTROS 2024 - 2055 4x2 04.96 -

 1	Lenkstange / Centre Rod Assembly Schubstange / Push Rod einseitig verstellbar / Adjustable on one side Länge [mm] / Length [mm]:879 Konusmaß [mm] / Cone Size [mm]:30 Rohr-Ø [mm] / Pipe Ø [mm]:42 mit Zubehör / with accessories	(6) (85) (101) (69) (58) (80) (140)	19904 01 001 460 67 05  11505 03
	2031 04.97 - 10.02 2040 09.96 - 10.02	 Lenkstockhebel zur 1. VA / Pitman Arm to 1st FA (66) Scheibenbremse / Disc Brake (83) Radstand [mm] / Wheelbase [mm]:4500 (76) Radstand [mm] / Wheelbase [mm]:4800 (76) Radstand [mm] / Wheelbase [mm]:5400 (76) Baumuster / Type:950.013-014/016 (28)	
	2031 S 04.96 - 10.02 2035 S 04.96 - 10.02 2040 S 04.96 - 10.02 2053 S 04.96 - 10.02	 Lenkstockhebel zur 1. VA / Pitman Arm to 1st FA (66) 1.VA / 1st FA (15) Scheibenbremse / Disc Brake (83) Radstand [mm] / Wheelbase [mm]:4200 (76) Baumuster / Type:954.012 (28)	
	2031 K 04.97 - 10.02	 Lenkstockhebel zur 1. VA / Pitman Arm to 1st FA (66) 1.VA / 1st FA (15) Scheibenbremse / Disc Brake (83) Radstand [mm] / Wheelbase [mm]:3900 (76) Baumuster / Type:952.013 (28)	
 1	Lenkstange / Centre Rod Assembly Schubstange / Push Rod einseitig verstellbar / Adjustable on one side Länge [mm] / Length [mm]:866 Konusmaß [mm] / Cone Size [mm]:30 Rohr-Ø [mm] / Pipe Ø [mm]:38 mit Zubehör / with accessories	(6) (85) (101) (69) (58) (80) (140)	23469 01 001 460 98 05  11505 03
	2031 04.97 - 10.02 2040 09.96 - 10.02	 Lenkstockhebel zur 1. VA / Pitman Arm to 1st FA (66) 1.VA / 1st FA (15) Scheibenbremse / Disc Brake (83) Radstand [mm] / Wheelbase [mm]:4500 (76) Radstand [mm] / Wheelbase [mm]:4800 (76) Radstand [mm] / Wheelbase [mm]:5400 (76) Baumuster / Type:950.013-014/016 (28)	
	2031 S 04.96 - 10.02 2035 S 04.96 - 10.02 2040 S 04.96 - 10.02 2053 S 04.96 - 10.02	 Lenkstockhebel zur 1. VA / Pitman Arm to 1st FA (66) 1.VA / 1st FA (15) Scheibenbremse / Disc Brake (83) Radstand [mm] / Wheelbase [mm]:3600 (76) Baumuster / Type:954.012 (28)	
	2031 K 04.97 - 10.02	 Lenkstockhebel zur 1. VA / Pitman Arm to 1st FA (66) Scheibenbremse / Disc Brake (83) 1.VA / 1st FA (15) Radstand [mm] / Wheelbase [mm]:3900 (76) Baumuster / Type:952.013 (28)	
	2032 04.03 - 2040 10.02 - 2041 04.03 - 2046 04.03 - 2048 06.08 -	 Lenkstockhebel zur 1. VA / Pitman Arm to 1st FA (66) Achsausführung / Axle Version:VL5 (19) Baumuster / Type:930.013-014/016 (28) Gekröpfte Vorderachse / Offset front axle (47)	



MERCEDES-BENZ











ACTROS 2024 - 2055 4x2 04.96 -

 1	Lenkstange / Centre Rod Assembly Schubstange / Push Rod einseitig verstellbar / Adjustable on one side Länge [mm] / Length [mm]:879 Konusmaß [mm] / Cone Size [mm]:28,6 Rohr-Ø [mm] / Pipe Ø [mm]:36 mit Zubehör / with accessories mit Sicherungsmutter / with lock nut	(6) (85) (101) (69) (58) (80) (140) (138)	24243 01 002 460 44 05  23077 01	
	2032 04.03 - 2040 10.02 - 2041 04.03 - 2046 04.03 - 2048 06.08 -	 Lenkstockhebel zur 1. VA / Pitman Arm to 1st FA Trommelbremse / Drum Brake Achsausführung / Axle Version:VL4 Baumuster / Type:930.013-014/016	(66) (86) (19) (28)	
	2032 S 04.03 - 2036 S 04.03 - 2041 S 04.03 - 2044 S 04.03 - 2046 S 04.03 - 2048 S 06.08 - 2050 S 04.03 - 2051 S 06.08 -	 Lenkstockhebel zur 1. VA / Pitman Arm to 1st FA Radstand [mm] / Wheelbase [mm]:3600 1.VA / 1st FA Baumuster / Type:934.012	(66) (76) (15) (28)	
	2054 S 04.03 - 2055 S 06.08 -	 Lenkstockhebel zur 1. VA / Pitman Arm to 1st FA Radstand [mm] / Wheelbase [mm]:3600 1.VA / 1st FA für Fzg. mit zul. Gesamtgewicht [t] / for vehicles with permissible total weight [t]:20 Baumuster / Type:934.012	(66) (76) (15) (121) (28)	
 1	Lenkstange / Centre Rod Assembly Schubstange / Push Rod einseitig verstellbar / Adjustable on one side Länge [mm] / Length [mm]:876 Konusmaß [mm] / Cone Size [mm]:28,6 Rohr-Ø [mm] / Pipe Ø [mm]:40 mit Zubehör / with accessories	(6) (85) (101) (69) (58) (80) (140)	24244 01 002 460 48 05  27623 01	
	2032 K 04.03 - 2036 K 04.03 - 2041 K 04.03 - 2044 K 04.03 - 2046 K 04.03 - 2048 K 04.03 -	 Lenkstockhebel zur 1. VA / Pitman Arm to 1st FA Radstand [mm] / Wheelbase [mm]:3900 Baumuster / Type:932.013	(66) (76) (28)	



MERCEDES-BENZ

ACTROS 2024 - 2055 4x2 04.96 -

1	Lenkstange / Centre Rod Assembly Schubstange / Push Rod einseitig verstellbar / Adjustable on one side Länge [mm] / Length [mm]:893 Konusmaß [mm] / Cone Size [mm]:32 Rohr-Ø [mm] / Pipe Ø [mm]:38 mit Zubehör / with accessories	(6) (85) (101) (69) (58) (80) (140)	25361 01 002 460 62 05  ▲ 11394 04
	2031 04.97 - 10.02 2040 09.96 - 10.02		 Lenkstockhebel zur 1. VA / Pitman Arm to 1st FA (66) Achslast [t] / Axle Load [t]:9 (23) Trommelbremse / Drum Brake (86) Radstand [mm] / Wheelbase [mm]:4500 (76) Radstand [mm] / Wheelbase [mm]:4800 (76) Radstand [mm] / Wheelbase [mm]:5400 (76) Baumuster / Type:950.013-014/016 (28)
	2031 S 04.96 - 10.02 2035 S 04.96 - 10.02 2040 S 04.96 - 10.02 2053 S 04.96 - 10.02		 Lenkstockhebel zur 1. VA / Pitman Arm to 1st FA (66) Achslast [t] / Axle Load [t]:9 (23) Trommelbremse / Drum Brake (86) Radstand [mm] / Wheelbase [mm]:3600 (76) Baumuster / Type:954.012 (28)
	2031 K 04.97 - 10.02		 Lenkstockhebel zur 1. VA / Pitman Arm to 1st FA (66) Achslast VA ab [kg] / Axle Load FA from [kg]:9000 (20) Achslast VA bis [kg] / Axle Load FA to [kg]:9000 (21) Trommelbremse / Drum Brake (86) 1.VA / 1st FA (15) Radstand [mm] / Wheelbase [mm]:3900 (76) Baumuster / Type:952.013 (28)
	2032 04.03 - 2036 04.03 - 2040 10.02 - 2041 04.03 - 2044 04.03 - 2046 04.03 -		 Lenkstockhebel zur 1. VA / Pitman Arm to 1st FA (66) Achslast [t] / Axle Load [t]:9 (23) Trommelbremse / Drum Brake (86) Radstand [mm] / Wheelbase [mm]:4500 (76) Radstand [mm] / Wheelbase [mm]:4800 (76) Radstand [mm] / Wheelbase [mm]:5400 (76) Baumuster / Type:930.013-014/016 (28)
	2032 K 04.03 - 2036 K 04.03 - 2041 K 04.03 - 2044 K 04.03 - 2046 K 04.03 - 2048 K 04.03 -		 Lenkstockhebel zur 1. VA / Pitman Arm to 1st FA (66) Achslast [t] / Axle Load [t]:9 (23) Trommelbremse / Drum Brake (86) Radstand [mm] / Wheelbase [mm]:3900 (76) Baumuster / Type:932.013 (28)
	2032 S 04.03 - 2036 S 04.03 - 2041 S 04.03 - 2044 S 04.03 - 2046 S 04.03 - 2048 S 06.08 - 2050 S 04.03 - 2051 S 06.08 -		 Lenkstockhebel zur 1. VA / Pitman Arm to 1st FA (66) Achslast [t] / Axle Load [t]:9 (23) Trommelbremse / Drum Brake (86) Radstand [mm] / Wheelbase [mm]:3600 (76) Radstand [mm] / Wheelbase [mm]:3900 (76) Baumuster / Type:934.012-013 (28)
	2048 06.08 -		 Lenkstockhebel zur 1. VA / Pitman Arm to 1st FA (66) Achslast [t] / Axle Load [t]:9 (23) Trommelbremse / Drum Brake (86) Radstand [mm] / Wheelbase [mm]:3900 (76) Radstand [mm] / Wheelbase [mm]:4200 (76) Radstand [mm] / Wheelbase [mm]:4800 (76) Baumuster / Type:930.013-014/016 (28)
	2055 S 06.08 -		 Lenkstockhebel zur 1. VA / Pitman Arm to 1st FA (66) Achslast [t] / Axle Load [t]:9 (23) Trommelbremse / Drum Brake (86) Radstand [mm] / Wheelbase [mm]:3600 (76) Radstand [mm] / Wheelbase [mm]:3900 (76) für Fzg. mit zul. Gesamtgewicht [t] / for vehicles with permissible total weight [t]:20 (121) Baumuster / Type:934.012-013 (28)
	2054 S 04.03 -		 Lenkstockhebel zur 1. VA / Pitman Arm to 1st FA (66) Achslast [t] / Axle Load [t]:9 (23) Trommelbremse / Drum Brake (86) Baumuster / Type:934.012 (28)

Pos








Ref.



MERCEDES-BENZ














ACTROS 2024 - 2055 4x2 04.96 -

 1	<p>Lenkstange / Centre Rod Assembly Schubstange / Push Rod einseitig verstellbar / Adjustable on one side Länge [mm] / Length [mm]:895 Konusmaß [mm] / Cone Size [mm]:28,6 Rohr-Ø [mm] / Pipe Ø [mm]:36 mit Zubehör / with accessories mit Sicherungsmutter / with lock nut</p>	<p>(6) (85) (101) (69) (58) (80) (140) (138)</p>	<p>25721 01 002 460 46 05  23077 01</p> 
	<p>2055 S 06.08 -</p>	<p> Lenkstockhebel zur 1. VA / Pitman Arm to 1st FA (66) Trommelbremse / Drum Brake (86) Radstand [mm] / Wheelbase [mm]:3600 (76) Radstand [mm] / Wheelbase [mm]:3900 (76) für Fzg. mit zul. Gesamtgewicht [t] / for vehicles with permissible total weight [t]:20 (121) Baumuster / Type:934.012-013 (28)</p>	
	<p>2054 S 04.03 -</p>	<p> Lenkstockhebel zur 1. VA / Pitman Arm to 1st FA (66) Trommelbremse / Drum Brake (86) Baumuster / Type:934.012 (28)</p>	



MERCEDES-BENZ

ACTROS 2024 - 2055 4x2 04.96 -

 1	Lenkstange / Centre Rod Assembly		(6)		27628 01 002 460 60 05  11394 04
	Schubstange / Push Rod einseitig verstellbar / Adjustable on one side Länge [mm] / Length [mm]:935 Konusmaß [mm] / Cone Size [mm]:30 Konusmaß [mm] / Cone Size [mm]:32 Rohr-Ø [mm] / Pipe Ø [mm]:38 mit Zubehör / with accessories		(85) (101) (69) (58) (58) (80) (140)		
2031	04.97 - 10.02	 Lenkstockhebel zur 1. VA / Pitman Arm to 1st FA Scheibenbremse / Disc Brake Radstand [mm] / Wheelbase [mm]:4500 Radstand [mm] / Wheelbase [mm]:4800 Radstand [mm] / Wheelbase [mm]:5400 Baumuster / Type:950.013-014/016	(66) (83) (76) (76) (76) (28)		
2040	09.96 - 10.02				
2031 S	04.96 - 10.02	 Lenkstockhebel zur 1. VA / Pitman Arm to 1st FA Scheibenbremse / Disc Brake Radstand [mm] / Wheelbase [mm]:3600 Baumuster / Type:954.012	(66) (83) (76) (28)		
2035 S	04.96 - 10.02				
2040 S	04.96 - 10.02				
2053 S	04.96 - 10.02				
2031 K	04.97 - 10.02	 Lenkstockhebel zur 1. VA / Pitman Arm to 1st FA Scheibenbremse / Disc Brake 1.VA / 1st FA Radstand [mm] / Wheelbase [mm]:3900 Baumuster / Type:952.013	(66) (83) (15) (76) (28)		
2032	04.03 -	 Lenkstockhebel zur 1. VA / Pitman Arm to 1st FA Scheibenbremse / Disc Brake Achsausführung / Axle Version:VL4 Baumuster / Type:930.013-014/016	(66) (83) (19) (28)		
2040	10.02 -				
2041	04.03 -				
2046	04.03 -				
2036	04.03 -	 Lenkstockhebel zur 1. VA / Pitman Arm to 1st FA Scheibenbremse / Disc Brake Radstand [mm] / Wheelbase [mm]:4500 Radstand [mm] / Wheelbase [mm]:4800 Radstand [mm] / Wheelbase [mm]:5400 Baumuster / Type:930.013-014/016	(66) (83) (76) (76) (28)		
2044	04.03 -	 Lenkstockhebel zur 1. VA / Pitman Arm to 1st FA Scheibenbremse / Disc Brake Radstand [mm] / Wheelbase [mm]:4800 Baumuster / Type:930.014	(66) (83) (76) (28)		
2032 K	04.03 -	 Lenkstockhebel zur 1. VA / Pitman Arm to 1st FA Scheibenbremse / Disc Brake Radstand [mm] / Wheelbase [mm]:3900 Baumuster / Type:932.013	(66) (83) (76) (76) (28)		
2036 K	04.03 -				
2041 K	04.03 -				
2044 K	04.03 -				
2046 K	04.03 -				
2048 K	04.03 -				
2032 S	04.03 -	 Lenkstockhebel zur 1. VA / Pitman Arm to 1st FA Scheibenbremse / Disc Brake Radstand [mm] / Wheelbase [mm]:3600 Radstand [mm] / Wheelbase [mm]:3900 Baumuster / Type:934.012-013	(66) (83) (76) (76) (28)		
2036 S	04.03 -				
2041 S	04.03 -				
2044 S	04.03 -				
2046 S	04.03 -				
2048 S	06.08 -				
2050 S	04.03 -				
2051 S	06.08 -				
2048	06.08 -				
		 Lenkstockhebel zur 1. VA / Pitman Arm to 1st FA Scheibenbremse / Disc Brake Radstand [mm] / Wheelbase [mm]:3900 Radstand [mm] / Wheelbase [mm]:4200 Radstand [mm] / Wheelbase [mm]:4800 Baumuster / Type:930.013-014/016	(66) (83) (76) (76) (28)		
2048	06.08 -	 Lenkstockhebel zur 1. VA / Pitman Arm to 1st FA Scheibenbremse / Disc Brake Achsausführung / Axle Version:VL4 Baumuster / Type:930.013-014/016	(66) (83) (19) (28)		

Pos









Ref.



MERCEDES-BENZ

ACTROS 2024 - 2055 4x2 04.96 -

1	Lenkstange / Centre Rod Assembly Schubstange / Push Rod einseitig verstellbar / Adjustable on one side Länge [mm] / Length [mm]:935 Konusmaß [mm] / Cone Size [mm]:30 Konusmaß [mm] / Cone Size [mm]:32 Rohr-Ø [mm] / Pipe Ø [mm]:38 mit Zubehör / with accessories	(6) (85) (101) (69) (58) (58) (80) (140)	27628 01 002 460 60 05  ▲ 11394 04
	2055 S 06.08 -	 Lenkstockhebel zur 1. VA / Pitman Arm to 1st FA (66) Scheibenbremse / Disc Brake (83) Radstand [mm] / Wheelbase [mm]:3600 (76) Radstand [mm] / Wheelbase [mm]:3900 (76) für Fzg. mit zul. Gesamtgewicht [t] / for vehicles with permissible total weight [t]:20 (121) Baumuster / Type:934.012-013 (28)	
	2054 S 04.03 -	 Lenkstockhebel zur 1. VA / Pitman Arm to 1st FA (66) Scheibenbremse / Disc Brake (83) Baumuster / Type:934.012 (28)	
1	Lenkstange / Centre Rod Assembly Schubstange / Push Rod einseitig verstellbar / Adjustable on one side Länge [mm] / Length [mm]:776 Rohr-Ø [mm] / Pipe Ø [mm]:42 Konusmaß [mm] / Cone Size [mm]:28,6 mit Sicherungsmutter / with lock nut	(6) (85) (101) (69) (80) (58) (138)	36539 01 003 460 55 05  ▲ 27623 01
	2024 L 07.11 -	 Lenkstockhebel zur 1. VA / Pitman Arm to 1st FA (66) für / for:508063 64 (102) Baumuster / Type:963.002 (28)	
	2027 L 07.11 -		
	2030 L 07.11 -		
	2032 L 07.11 -		
	2033 L 07.11 -		
	2035 L 07.11 -		
	2036 L 07.11 -		
	2040 L 07.11 -		
	2042 L 07.11 -		
	2043 L 07.11 -		
	2045 L 07.11 -		
	2048 L 07.11 -		
	2051 L 07.11 -		
	2024 LS 07.11 -	 Lenkstockhebel zur 1. VA / Pitman Arm to 1st FA (66) für / for:508063 64 (102) Baumuster / Type:963.402 (28)	
	2027 LS 07.11 -		
	2030 LS 07.11 -		
2032 LS 07.11 -			
2033 LS 07.11 -			
2035 LS 07.11 -			
2036 LS 07.11 -			
2040 LS 07.11 -			
2042 LS 07.11 -			
2043 LS 07.11 -			
2045 LS 07.11 -			
2048 LS 07.11 -			
2051 LS 07.11 -			







MERCEDES-BENZ

ACTROS 2024 - 2055

4x2






04.96 -

 1	Lenkstange / Centre Rod Assembly Schubstange / Push Rod einseitig verstellbar / Adjustable on one side Länge [mm] / Length [mm]:801 Konusmaß [mm] / Cone Size [mm]:28,6 Rohr-Ø [mm] / Pipe Ø [mm]:42 mit Sicherungsmutter / with lock nut		(6) (85) (101) (69) (58) (80) (138)	36722 01 003 460 54 05 ▲ 27623 01	
	2024 L 2027 L 2030 L 2032 L 2033 L 2035 L 2036 L 2040 L 2042 L 2043 L 2045 L 2048 L 2051 L	07.11 - 07.11 - 07.11 - 07.11 - 07.11 - 07.11 - 07.11 - 07.11 - 07.11 - 07.11 - 07.11 - 07.11 - 07.11 -	 Lenkstockhebel zur 1. VA / Pitman Arm to 1st FA für / for:508063 65 Baumuster / Type:963.002	(66) (102) (28)	
2024 LS 2027 LS 2030 LS 2032 LS 2033 LS 2035 LS 2036 LS 2040 LS 2042 LS 2043 LS 2045 LS 2048 LS 2051 LS	07.11 - 07.11 - 07.11 - 07.11 - 07.11 - 07.11 - 07.11 - 07.11 - 07.11 - 07.11 - 07.11 - 07.11 - 07.11 -	 Lenkstockhebel zur 1. VA / Pitman Arm to 1st FA für / for:508063 65 Baumuster / Type:963.402	(66) (102) (28)		



MERCEDES-BENZ







ACTROS 2024 - 2055 4x2 04.96 -

 6	Spurstange / Rod Assembly Führungsstange / Guide Rod beidseitig verstellbar / Adjustable on both sides Länge [mm] / Length [mm]:1735 Konusmaß [mm] / Cone Size [mm]:32 Rohr-Ø [mm] / Pipe Ø [mm]:50 mit Zubehör / with accessories		(9) (46) (100) (69) (58) (80) (140)	23988 01 941 330 02 03 11394 04 12280 04	
	2031 K	04.97 - 10.02	Achsausführung / Axle Version:739500 Baumuster / Type:952.013	(19) (28)	
2032	04.03 -	Achsausführung / Axle Version:739.500	(19)	für / for:SKN-V Baumuster / Type:930.013-014/016 (102) (28)	
2040	10.02 -	Achslast [t] / Axle Load [t]:7,5	(23)		
2041	04.03 -		(102)		
2046	04.03 -		(28)		
2048	06.08 -				
2036	04.03 -	 Achsausführung / Axle Version:739500 1.VA / 1st FA Radstand [mm] / Wheelbase [mm]:4500 Radstand [mm] / Wheelbase [mm]:4800 Radstand [mm] / Wheelbase [mm]:5400 Baumuster / Type:930.013-014/016	(19) (15) (76) (76) (76) (28)		
2044	04.03 -	 Achsausführung / Axle Version:739500 1.VA / 1st FA Radstand [mm] / Wheelbase [mm]:4800 Baumuster / Type:930.014	(19) (15) (76) (28)		
2032 K	04.03 -	 Achsausführung / Axle Version:739500 1.VA / 1st FA Radstand [mm] / Wheelbase [mm]:3900 Baumuster / Type:932.013	(19)		
2036 K	04.03 -		(15)		
2041 K	04.03 -		(76)		
2044 K	04.03 -		(28)		
2046 K	04.03 -				
2048 K	04.03 -				
2032 S	04.03 -	Achsausführung / Axle Version:739500	(19)		
2036 S	04.03 -	Baumuster / Type:934.012-013	(28)		
2041 S	04.03 -				
2044 S	04.03 -				
2046 S	04.03 -				
2048 S	06.08 -				
2050 S	04.03 -				
2051 S	06.08 -				
2055 S	06.08 -	Achsausführung / Axle Version:739500 für Fzg. mit zul. Gesamtgewicht [t] / for vehicles with permissible total weight [t]:20 Baumuster / Type:934.012-013	(19) (121) (28)		
2054 S	04.03 -	Achsausführung / Axle Version:739.500 für Fzg. mit zul. Gesamtgewicht [t] / for vehicles with permissible total weight [t]:20 Baumuster / Type:934.012	(19) (121)		



MERCEDES-BENZ






ACTROS 2024 - 2055 4x2 04.96 -

 6	Spurstange / Rod Assembly Führungsstange / Guide Rod beidseitig verstellbar / Adjustable on both sides Länge [mm] / Length [mm]:1625 Konusmaß [mm] / Cone Size [mm]:32 Rohr-Ø [mm] / Pipe Ø [mm]:52 mit Zubehör / with accessories		(9) (46) (100) (69) (58) (80) (140)	23992 01  11394 04 12280 04	949 330 02 03
	2031	04.97 - 10.02	Achsausführung / Axle Version:739570, 739411, 739560 Baumuster / Type:950.013-014/016	(19) (28)	
2031 S	04.96 - 10.02	Achsausführung / Axle Version:739570, 739411, 739560	(19)		
2035 S	04.96 - 10.02	Baumuster / Type:954.012	(28)		
2040 S	04.96 - 10.02				
2053 S	04.96 - 10.02				
2031 K	04.97 - 10.02	Achsausführung / Axle Version:739570, 739411, 739560 Baumuster / Type:952.013	(19) (28)		
2040	09.96 - 10.02	Achsausführung / Axle Version:739570, 739411, 739560 Baumuster / Type:950.014	(19) (28)		
2032	04.03 -	Achsausführung / Axle Version:739.570/411	(19)		
2040	10.02 -	Achslast [t] / Axle Load [t]:9,0	(23)		
2041	04.03 -	Baumuster / Type:930.013-014/016	(28)		
2046	04.03 -				
2036	04.03 -	 Achsausführung / Axle Version:739570, 739411 1.VA / 1st FA Radstand [mm] / Wheelbase [mm]:4500 Radstand [mm] / Wheelbase [mm]:4800 Radstand [mm] / Wheelbase [mm]:5400 Baumuster / Type:930.013-014/016	(19) (15) (76) (76) (76) (28)		
2044	04.03 -	 Achsausführung / Axle Version:739570, 739411 1.VA / 1st FA Radstand [mm] / Wheelbase [mm]:4800 Baumuster / Type:930.014	(19) (15) (76) (28)		
2032 K	04.03 -	 Achsausführung / Axle Version:739570, 739411	(19)		
2036 K	04.03 -	1.VA / 1st FA	(15)		
2041 K	04.03 -	Radstand [mm] / Wheelbase [mm]:3900	(76)		
2044 K	04.03 -	Baumuster / Type:932.013	(28)		
2046 K	04.03 -				
2048 K	04.03 -				
2032 S	04.03 -	Achsausführung / Axle Version:739570, 739411	(19)		
2036 S	04.03 -	Baumuster / Type:934.012-013	(28)		
2041 S	04.03 -				
2044 S	04.03 -				
2046 S	04.03 -				
2048 S	06.08 -				
2050 S	04.03 -				
2051 S	06.08 -				
2048	06.08 -	Achsausführung / Axle Version:739.570/411 Achslast [t] / Axle Load [t]:9,0 Baumuster / Type:930.013-014/016	(19) (23) (28)		
2048	06.08 -	 Achsausführung / Axle Version:739570, 739411 1.VA / 1st FA Radstand [mm] / Wheelbase [mm]:3900 Baumuster / Type:930.013-014/016	(19) (15) (76) (28)		
2055 S	06.08 -	Achsausführung / Axle Version:739570, 739411 für Fzg. mit zul. Gesamtgewicht [t] / for vehicles with permissible total weight [t]:20 Baumuster / Type:934.012-013	(19) (121) (28)		
2054 S	04.03 -	Achsausführung / Axle Version:739.570/411 für Fzg. mit zul. Gesamtgewicht [t] / for vehicles with permissible total weight [t]:20 Baumuster / Type:934.012	(19) (121) (28)		



MERCEDES-BENZ






ACTROS 2024 - 2055 4x2 04.96 -

 6	Spurstange / Rod Assembly Führungsstange / Guide Rod beidseitig verstellbar / Adjustable on both sides Länge [mm] / Length [mm]:1532 Konusmaß [mm] / Cone Size [mm]:32 Rohr-Ø [mm] / Pipe Ø [mm]:50 mit Zubehör / with accessories	(9) (46) (100) (69) (58) (80) (140)	23995 01 949 330 18 03  11394 04 12280 04	
	2031 04.97 - 10.02 Achsausführung / Axle Version:739411 Baumuster / Type:950.013-014/016 (19) (28)	2031 S 04.96 - 10.02 Achsausführung / Axle Version:739411 2035 S 04.96 - 10.02 Baumuster / Type:954.012 (19) 2040 S 04.96 - 10.02 (28) 2053 S 04.96 - 10.02 2031 K 04.97 - 10.02 Achsausführung / Axle Version:739411 Baumuster / Type:952.013 (19) (28)	2040 09.96 - 10.02 Achsausführung / Axle Version:739411 Baumuster / Type:950.014 (19) (28)	2032 04.03 - Achsausführung / Axle Version:739.411/570 (19) 2040 10.02 - Achslast [t] / Axle Load [t]:9,0 (23) 2041 04.03 - Baumuster / Type:930.013-014/016 (28) 2046 04.03 - 2048 06.08 - 2036 04.03 -
2044 04.03 -	 Achsausführung / Axle Version:739411 (19) 1.VA / 1st FA (15) Radstand [mm] / Wheelbase [mm]:4800 (76) Baumuster / Type:930.014 (28)	2032 K 04.03 - 2036 K 04.03 - 2041 K 04.03 - 2044 K 04.03 - 2046 K 04.03 - 2048 K 04.03 - 2032 S 04.03 - 2036 S 04.03 - 2041 S 04.03 - 2044 S 04.03 - 2046 S 04.03 - 2048 S 06.08 - 2050 S 04.03 - 2055 S 06.08 -	 Achsausführung / Axle Version:739411 (19) 1.VA / 1st FA (15) Radstand [mm] / Wheelbase [mm]:3900 (76) Baumuster / Type:932.013 (28)	Achsausführung / Axle Version:739411 (19) Baumuster / Type:934.012-013 (28)
2054 S 04.03 -	Achsausführung / Axle Version:739.411 (19) für Fzg. mit zul. Gesamtgewicht [t] / for vehicles with permissible total (121) weight [t]:20 Baumuster / Type:934.012-013 (28)	Achsausführung / Axle Version:739.411 (19) für Fzg. mit zul. Gesamtgewicht [t] / for vehicles with permissible total (121) weight [t]:20 Baumuster / Type:934.012 (28)		



MERCEDES-BENZ






ACTROS 2024 - 2055 4x2 04.96 -

 6	Spurstange / Rod Assembly Führungsstange / Guide Rod beidseitig verstellbar / Adjustable on both sides Länge [mm] / Length [mm]:1664 Rohr-Ø [mm] / Pipe Ø [mm]:50 Konusmaß [mm] / Cone Size [mm]:32 mit Zubehör / with accessories	(9) (46) (100) (69) (80) (58) (140)	30478 01 942 330 03 03  11394 04  12280 04 
	2031 04.97 - 10.02 Achsausführung / Axle Version:739543 (19) Baumuster / Type:950.013-014/016 (28)	2031 S 04.96 - 10.02 Achsausführung / Axle Version:739543 (19) 2035 S 04.96 - 10.02 Baumuster / Type:954.012 (28) 2040 S 04.96 - 10.02 2053 S 04.96 - 10.02 2031 K 04.97 - 10.02 Achsausführung / Axle Version:739543 (19) Baumuster / Type:952.013 (28)	2040 09.96 - 10.02 Achsausführung / Axle Version:739543 (19) Baumuster / Type:950.014 (28)
2044 04.03 -  Achsausführung / Axle Version:739543 (19) 1.VA / 1st FA (15) Radstand [mm] / Wheelbase [mm]:4800 (76) Baumuster / Type:930.014 (28)	2032 S 04.03 - Achsausführung / Axle Version:739543 (19) 2036 S 04.03 - Baumuster / Type:934.012-013 (28) 2041 S 04.03 - 2044 S 04.03 - 2046 S 04.03 - 2048 S 06.08 - 2050 S 04.03 - 2051 S 06.08 - 2055 S 06.08 - Achsausführung / Axle Version:739543 (19) für Fzg. mit zul. Gesamtgewicht [t] / for vehicles with permissible total (121) weight [t]:20 Baumuster / Type:934.012-013 (28)	2054 S 04.03 - Achsausführung / Axle Version:739.543 (19) für Fzg. mit zul. Gesamtgewicht [t] / for vehicles with permissible total (121) weight [t]:20 Baumuster / Type:934.012 (28)	



MERCEDES-BENZ






ACTROS 2024 - 2055 4x2 04.96 -

 6	Spurstange / Rod Assembly Führungsstange / Guide Rod einseitig verstellbar / Adjustable on one side Länge [mm] / Length [mm]:1687 Konusmaß [mm] / Cone Size [mm]:32 Rohr-Ø [mm] / Pipe Ø [mm]:52 mit Zubehör / with accessories mit Kronenmutter / with crown nut		(9) (46) (101) (69) (58) (80) (140) (134)	37331 01 949 330 16 03 30737 01 37235 01	
	2031	04.97 - 10.02	Achsausführung / Axle Version:739541 Baumuster / Type:950.013-014/016	(19) (28)	
2031 S	04.96 - 10.02	Achsausführung / Axle Version:739541	(19)		
2035 S	04.96 - 10.02	Baumuster / Type:954.012	(28)		
2040 S	04.96 - 10.02				
2053 S	04.96 - 10.02				
2031 K	04.97 - 10.02	Achsausführung / Axle Version:739541 Baumuster / Type:952.013	(19) (28)		
2040	09.96 - 10.02	Achsausführung / Axle Version:739541 Baumuster / Type:950.014	(19) (28)		
2032	04.03 -	Achsausführung / Axle Version:739.541	(19)		
2040	10.02 -	Achslast [t] / Axle Load [t]:7,5	(23)		
2041	04.03 -	Baumuster / Type:930.013-014/016	(28)		
2046	04.03 -				
2048	06.08 -				
2036	04.03 -	 Achsausführung / Axle Version:739541 1.VA / 1st FA Radstand [mm] / Wheelbase [mm]:4500 Radstand [mm] / Wheelbase [mm]:4800 Radstand [mm] / Wheelbase [mm]:5400 Baumuster / Type:930.013-014/016	(19) (15) (76) (76) (76) (28)		
2044	04.03 -	 Achsausführung / Axle Version:739541 1.VA / 1st FA Radstand [mm] / Wheelbase [mm]:4800 Baumuster / Type:930.014	(19) (15) (76) (28)		
2032 K	04.03 -	 Achsausführung / Axle Version:739541 1.VA / 1st FA Radstand [mm] / Wheelbase [mm]:3900 Baumuster / Type:932.013	(19) (15) (76) (28)		
2036 K	04.03 -				
2041 K	04.03 -				
2044 K	04.03 -				
2046 K	04.03 -				
2048 K	04.03 -				
2032 S	04.03 -	Achsausführung / Axle Version:739541	(19)		
2036 S	04.03 -	Baumuster / Type:934.012-013	(28)		
2041 S	04.03 -				
2044 S	04.03 -				
2046 S	04.03 -				
2048 S	06.08 -				
2050 S	04.03 -				
2051 S	06.08 -				
2055 S	06.08 -	Achsausführung / Axle Version:739541 für Fzg. mit zul. Gesamtgewicht [t] / for vehicles with permissible total weight [t]:20 Baumuster / Type:934.012-013	(19) (121) (28)		
2054 S	04.03 -	Achsausführung / Axle Version:739.541 für Fzg. mit zul. Gesamtgewicht [t] / for vehicles with permissible total weight [t]:20 Baumuster / Type:934.012	(19) (121) (28)		



MERCEDES-BENZ









ACTROS 2024 - 2055 4x2 04.96 -

 6	Spurstange / Rod Assembly Führungsstange / Guide Rod einseitig verstellbar / Adjustable on one side Länge [mm] / Length [mm]:1735 Konusmaß [mm] / Cone Size [mm]:32 Rohr-Ø [mm] / Pipe Ø [mm]:52 mit Zubehör / with accessories mit Kronenmutter / with crown nut	(9) (46) (101) (69) (58) (80) (140) (134)	37332 01 942 330 00 03 ▲ 30737 01 37235 01									
	2031 04.97 - 10.02 Achsausführung / Axle Version:739510, 739550 Baumuster / Type:950.013-014/016 (19) (28)	2031 S 04.96 - 10.02 Achsausführung / Axle Version:739510, 739550 (19) 2035 S 04.96 - 10.02 Baumuster / Type:954.012 (28) 2040 S 04.96 - 10.02 2053 S 04.96 - 10.02	2031 K 04.97 - 10.02 Achsausführung / Axle Version:739510, 739550 (19) Baumuster / Type:952.013 (28)	2040 09.96 - 10.02 Achsausführung / Axle Version:739510, 739550 (19) Baumuster / Type:950.014 (28)	2032 04.03 - Achsausführung / Axle Version:739510, 739550 (19) 2041 04.03 - Achslast [t] / Axle Load [t]:7,5 (23) 2046 04.03 - Achslast [t] / Axle Load [t]:8,0 (23) 2048 06.08 - für / for:SKN-L (102) Baumuster / Type:930.013-014/016 (28)	2036 04.03 -  Achsausführung / Axle Version:739510, 739550 (19) 1.VA / 1st FA (15) Radstand [mm] / Wheelbase [mm]:4500 (76) Radstand [mm] / Wheelbase [mm]:4800 (76) Radstand [mm] / Wheelbase [mm]:5400 (76) Baumuster / Type:930.013-014/016 (28)	2044 04.03 -  Achsausführung / Axle Version:739510, 739550 (19) 1.VA / 1st FA (15) Radstand [mm] / Wheelbase [mm]:4800 (76) Baumuster / Type:930.014 (28)	2032 K 04.03 -  2036 K 04.03 - Achsausführung / Axle Version:739510, 739550 (19) 2041 K 04.03 - 1.VA / 1st FA (15) 2044 K 04.03 - Radstand [mm] / Wheelbase [mm]:3900 (76) 2046 K 04.03 - Baumuster / Type:932.013 (28) 2048 K 04.03 -	2032 S 04.03 - Achsausführung / Axle Version:739510, 739550 (19) 2036 S 04.03 - Baumuster / Type:934.012-013 (28) 2041 S 04.03 - 2044 S 04.03 - 2046 S 04.03 - 2048 S 06.08 - 2050 S 04.03 - 2051 S 06.08 -	2055 S 06.08 - Achsausführung / Axle Version:739510, 739550 (19) für Fzg. mit zul. Gesamtgewicht [t] / for vehicles with permissible total (121) weight [t]:20 Baumuster / Type:934.012-013 (28)	2054 S 04.03 - Achsausführung / Axle Version:739.510/550 (19) für Fzg. mit zul. Gesamtgewicht [t] / for vehicles with permissible total (121) weight [t]:20 Baumuster / Type:934.012 (28)	2040 10.02 - Achsausführung / Axle Version:739510, 739550 (19) Achslast [t] / Axle Load [t]:7,5 (23) Achslast [t] / Axle Load [t]:8,0 (23) für / for:SKN-L (102) Baumuster / Type:930.013-014/016 (28)



MERCEDES-BENZ

ACTROS 2024 - 2055 4x2 04.96 -

 12	Lenker, Radaufhängung / Track Control Arm Längslenker / Trailing Arm Länge [mm] / Length [mm]:600 Durchmesser [mm] / Diameter [mm]:72 Bohrung-Ø [mm] / Bore Ø [mm]:24,2		(5) (70) (69) (41) (33)	37618 01 960 330 03 11 
	2024 L 2027 L 2030 L 2032 L 2033 L 2035 L 2036 L 2040 L 2042 L 2043 L 2048 L 2051 L	07.11 - 07.11 - 07.11 - 07.11 - 07.11 - 07.11 - 07.11 - 07.11 - 07.11 - 07.11 - 07.11 - 07.11 -	 längs / Longitudinal für / for:539238 04 Baumuster / Type:963.002	(130) (102) (28)
	2024 LS 2027 LS 2030 LS 2032 LS 2033 LS 2035 LS 2036 LS 2040 LS 2042 LS 2043 LS 2045 LS 2048 LS 2051 LS	07.11 - 07.11 - 07.11 - 07.11 - 07.11 - 07.11 - 07.11 - 07.11 - 07.11 - 07.11 - 07.11 - 07.11 -	 längs / Longitudinal für / for:539238 04 Baumuster / Type:963.402	(130) (102) (28)
 12	Lenker, Radaufhängung / Track Control Arm Längslenker / Trailing Arm Länge [mm] / Length [mm]:860 Bohrung-Ø 1 / Bohrung-Ø 2 [mm] / Bore Ø 1 / Bore Ø 2 [mm]:17/17 Lochabstand 1/Lochabstand 2 / Hole Pitch 1/ Hole Pitch 2:100/100		(5) (70) (69) (30) (67)	37619 01 960 330 01 07 
	2024 L 2027 L 2030 L 2032 L 2033 L 2035 L 2036 L 2040 L 2042 L 2043 L 2045 L 2048 L 2051 L	07.11 - 07.11 - 07.11 - 07.11 - 07.11 - 07.11 - 07.11 - 07.11 - 07.11 - 07.11 - 07.11 - 07.11 -	 für / for:539241 02 Baumuster / Type:963.002	(102) (28)
	2024 LS 2027 LS 2030 LS 2032 LS 2033 LS 2035 LS 2036 LS 2040 LS 2042 LS 2043 LS 2045 LS 2048 LS 2051 LS	07.11 - 07.11 - 07.11 - 07.11 - 07.11 - 07.11 - 07.11 - 07.11 - 07.11 - 07.11 - 07.11 - 07.11 -	 für / for:539241 02 Baumuster / Type:963.402	(102) (28)










Pos



Ref.



MERCEDES-BENZ

ACTROS 2024 - 2055		4x2	04.96 -			
 13	Stange/Strebe, Stabilisator / Rod/Strut, stabiliser		(11)	37622 01	960 326 32 47	
	Koppelstange / Coupling Rod Länge [mm] / Length [mm]:350 Konusmaß [mm] / Cone Size [mm]:26 Rohr-Ø [mm] / Pipe Ø [mm]:36 mit Zubehör / with accessories		(60) (69) (58) (80) (140)			
	2024 L 2027 L 2030 L 2032 L 2033 L 2035 L 2036 L 2040 L 2042 L 2043 L 2045 L 2048 L 2051 L	07.11 - 07.11 - 07.11 - 07.11 - 07.11 - 07.11 - 07.11 - 07.11 - 07.11 - 07.11 - 07.11 - 07.11 - 07.11 -		 für / for:541249 16 Baumuster / Type:963.002 Einbau am Zusatzstabilisator / Einbau am Zusatzstabilisator	(102) (28) (42)	
	2024 LS 2027 LS 2030 LS 2032 LS 2033 LS 2035 LS 2036 LS 2040 LS 2042 LS 2043 LS 2045 LS 2048 LS 2051 LS	07.11 - 07.11 - 07.11 - 07.11 - 07.11 - 07.11 - 07.11 - 07.11 - 07.11 - 07.11 - 07.11 - 07.11 - 07.11 -		 für / for:541249 16 Baumuster / Type:963.402 Einbau am Zusatzstabilisator / Einbau am Zusatzstabilisator	(102) (28) (42)	
	Schraube, Spureinstellung / Bolt, wheel alignment		(8)	21971 01	000 992 21 39	
	DIN/ISO / DIN / ISO:DIN 22mm/ISO 21mm Länge [mm] / Length [mm]:110 Innengewinde [mm] / Inner Thread [mm]:M30x1,5 mit Rechtsgewinde / with right-hand thread Aussengewinde [mm] / Outer Thread [mm]:M38x1,5 mit Linksgewinde / with left-hand thread		(34) (69) (55) (137) (27) (135)			
	2024 LS 2027 LS 2030 LS 2032 LS 2033 LS 2035 LS 2036 LS 2040 LS 2042 LS 2043 LS 2045 LS 2048 LS 2051 LS	07.11 - 07.11 - 07.11 - 07.11 - 07.11 - 07.11 - 07.11 - 07.11 - 07.11 - 07.11 - 07.11 - 07.11 -		Baumuster / Type:963.402		(28)
	Lenker, Radaufhängung / Track Control Arm		(5)	36536 01	960 350 09 06	
	für Dreieckslenker (Nfz) / for wishbone (CV) Länge [mm] / Length [mm]:532 Rohr-Ø [mm] / Pipe Ø [mm]:46 Bohrung-Ø 1 / Bohrung-Ø 2 [mm] / Bore Ø 1 / Bore Ø 2 [mm]:21/21 Lochabstand 1/Lochabstand 2 / Hole Pitch 1/ Hole Pitch 2:130/130 Molekularlager / Molecular Bearing		(103) (69) (80) (30) (67) (71)			
	2024 LS 2027 LS 2030 LS 2032 LS 2033 LS 2035 LS 2036 LS 2040 LS 2042 LS 2043 LS 2045 LS 2048 LS 2051 LS	07.11 - 07.11 - 07.11 - 07.11 - 07.11 - 07.11 - 07.11 - 07.11 - 07.11 - 07.11 - 07.11 - 07.11 -		 für / for:539259 05 Baumuster / Type:963.402	(102) (28)	










MERCEDES-BENZ

ACTROS 2024 - 2055

4x2

04.96 -

	<p>Lenker, Radaufhängung / Track Control Arm für Dreieckslenker (Nfz) / for wishbone (CV) Länge [mm] / Length [mm]:532 Rohr-Ø [mm] / Pipe Ø [mm]:46 Bohrung-Ø 1 / Bohrung-Ø 2 [mm] / Bore Ø 1 / Bore Ø 2 [mm]:21/21 Lochabstand 1/Lochabstand 2 / Hole Pitch 1/ Hole Pitch 2:130/130 Molekularlager / Molecular Bearing</p>	(5) (103) (69) (80) (30) (67) (71)	<p>36537 01 960 350 13 06</p> 
	<p>2024 L 07.11 - 2027 L 07.11 - 2030 L 07.11 - 2032 L 07.11 - 2033 L 07.11 - 2035 L 07.11 - 2036 L 07.11 - 2040 L 07.11 - 2042 L 07.11 - 2043 L 07.11 - 2045 L 07.11 - 2048 L 07.11 - 2051 L 07.11 -</p>	<p> Baumuster / Type:963.002</p>	(28)
	<p>Spurstangenkopf / Tie Rod End für Schubstange / for push rod Länge [mm] / Length [mm]:115 Gewindemaß / Thread Size:M30x1,5 mit Außengewinde / with external thread für Rechtsgewinde / for right-hand thread Konusmaß [mm] / Cone Size [mm]:28,6 mit Zubehör / with accessories</p>	(10) (128) (69) (49) (131) (127) (58) (140)	<p>27623 01 001 460 48 48</p> 
	<p>2024 LS 07.11 - 2027 LS 07.11 - 2030 LS 07.11 - 2032 LS 07.11 - 2033 LS 07.11 - 2035 LS 07.11 - 2036 LS 07.11 - 2040 LS 07.11 - 2042 LS 07.11 - 2043 LS 07.11 - 2045 LS 07.11 - 2048 LS 07.11 - 2051 LS 07.11 -</p>	<p> Lenkstockhebel zur 1. VA / Pitman Arm to 1st FA Baumuster / Type:963.402</p>	(66) (28)
	<p>Kugelkopf, Schaltgestänge Ball Head, gearshift linkage Länge [mm] / Length [mm]:55 Konusmaß [mm] / Cone Size [mm]:10 Aussengewinde [mm] / Outer Thread [mm]:M14x1,5 mit Rechtsgewinde / with right-hand thread</p>	(3) (69) (58) (27) (137)	<p>19465 01 000 996 70 45</p> 
	<p>2031 04.97 - 10.02 2031 K 04.97 - 10.02 2031 S 04.96 - 10.02 2035 S 04.96 - 10.02 2040 09.96 - 10.02 2040 S 04.96 - 10.02 2053 S 04.96 - 10.02</p>		
	<p>Kugelkopf, Schaltgestänge Ball Head, gearshift linkage Länge [mm] / Length [mm]:45 Konusmaß [mm] / Cone Size [mm]:12 Innengewinde [mm] / Inner Thread [mm]:M12 mit Linksgewinde / with left-hand thread Gewindemaß / Thread Size:M10</p>	(3) (69) (58) (55) (135) (49)	<p>21691 01 000 996 67 45</p> 
	<p>2031 04.97 - 10.02 2031 K 04.97 - 10.02 2031 S 04.96 - 10.02 2035 S 04.96 - 10.02 2040 09.96 - 10.02 2040 S 04.96 - 10.02 2053 S 04.96 - 10.02</p>		

Pos





Ref.



MERCEDES-BENZ









ACTROS 2024 - 2055 4x2 04.96 -

	<p>Kugelkopf, Schaltgestänge Ball Head, gearshift linkage Länge [mm] / Length [mm]:59 Konusmaß [mm] / Cone Size [mm]:10 Innengewinde [mm] / Inner Thread [mm]:M12 mit Rechtsgewinde / with right-hand thread Gewindemaß / Thread Size:M10</p>	<p>(3) (69) (58) (55) (137) (49)</p>	<p>21696 01 000 996 66 45</p> 
	<p>2031 04.97 - 10.02 2031 K 04.97 - 10.02 2031 S 04.96 - 10.02 2035 S 04.96 - 10.02 2040 09.96 - 10.02 2040 S 04.96 - 10.02 2053 S 04.96 - 10.02</p>		
	<p>Kugelkopf, Schaltgestänge Ball Head, gearshift linkage Länge [mm] / Length [mm]:55 Konusmaß [mm] / Cone Size [mm]:12 Aussengewinde [mm] / Outer Thread [mm]:M14x1,5 mit Rechtsgewinde / with right-hand thread</p>	<p>(3) (69) (58) (27) (137)</p>	<p>22721 01 000 268 59 89</p> 
	<p>2031 04.97 - 10.02 2031 K 04.97 - 10.02 2031 S 04.96 - 10.02 2035 S 04.96 - 10.02 2040 09.96 - 10.02 2040 S 04.96 - 10.02 2053 S 04.96 - 10.02</p>		



MERCEDES-BENZ

ACTROS 2024 - 2055 4x4 04.96 -

 1	Lenkstange / Centre Rod Assembly Schubstange / Push Rod einseitig verstellbar / Adjustable on one side Länge [mm] / Length [mm]:935 Konusmaß [mm] / Cone Size [mm]:30 Konusmaß [mm] / Cone Size [mm]:32 Rohr-Ø [mm] / Pipe Ø [mm]:38 mit Zubehör / with accessories	(6) (85) (101) (69) (58) (58) (80) (140)	27628 01 002 460 60 05  
	2031 A 04.97 - 10.02 2035 A 04.97 - 10.02	 Lenkstockhebel zur 1. VA / Pitman Arm to 1st FA Scheibenbremse / Disc Brake Radstand [mm] / Wheelbase [mm]:4500 Baumuster / Type:950.083	(66) (83) (76) (28)
	2031 AS 04.96 - 10.02 2040 AS 04.96 - 10.02 2043 AS 04.96 - 10.02 2046 AS 10.96 - 2048 AS, 15928 ccm 04.96 - 10.02 2050 AS 10.96 -	 Lenkstockhebel zur 1. VA / Pitman Arm to 1st FA Scheibenbremse / Disc Brake Radstand [mm] / Wheelbase [mm]:3600 Baumuster / Type:954.082	(66) (83) (76) (28)
	2031 AK 09.96 - 10.02 2040 AK 09.96 - 10.02	 Lenkstockhebel zur 1. VA / Pitman Arm to 1st FA Scheibenbremse / Disc Brake Radstand [mm] / Wheelbase [mm]:3900 Baumuster / Type:952.083	(66) (83) (76) (28)
	2032 A, AE 04.03 - 2036 A, AE 04.03 -	 Lenkstockhebel zur 1. VA / Pitman Arm to 1st FA Scheibenbremse / Disc Brake Radstand [mm] / Wheelbase [mm]:4500 Baumuster / Type:930.083	(66) (83) (76) (28)
	2032 AK 04.03 - 2036 AK 04.03 - 2041 AK 04.03 - 2044 AK 04.03 - 2046 AK 04.03 - 2048 AK 04.03 -	 Lenkstockhebel zur 1. VA / Pitman Arm to 1st FA Scheibenbremse / Disc Brake Radstand [mm] / Wheelbase [mm]:3900 Baumuster / Type:932.083	(66) (83) (76) (28)
	2032 AS 04.03 - 2036 AS 04.03 - 2041 AS 04.03 - 2044 AS 04.03 - 2046 AS 04.03 - 2048 AS, 11946 ccm 04.03 - 2051 AS 04.03 -	Lenkstockhebel zur 1. VA / Pitman Arm to 1st FA Scheibenbremse / Disc Brake Radstand [mm] / Wheelbase [mm]:3600 Baumuster / Type:934.082	(66) (83) (76) (28)







































MERCEDES-BENZ

ACTROS 2024 - 2055

4x4







04.96 -

 1	<p>Lenkstange / Centre Rod Assembly Schubstange / Push Rod einseitig verstellbar / Adjustable on one side Länge [mm] / Length [mm]:885 Konusmaß [mm] / Cone Size [mm]:30 Konusmaß [mm] / Cone Size [mm]:32 Rohr-Ø [mm] / Pipe Ø [mm]:38 mit Zubehör / with accessories</p>	<p>(6) (85) (101) (69) (58) (58) (80) (140)</p>	<p>27954 01 002 460 51 05  30737 01</p>																																																																									
	<table border="1"> <tr> <td>2031 A</td> <td>04.97 - 10.02</td> <td rowspan="2" style="text-align: center; vertical-align: middle;">  </td> <td rowspan="2"> Lenkstockhebel zur 1. VA / Pitman Arm to 1st FA (66) Trommelbremse / Drum Brake (86) Achslast [t] / Axle Load [t]:7,5 (23) Achslast [t] / Axle Load [t]:9 (23) Radstand [mm] / Wheelbase [mm]:4500 (76) Baumuster / Type:950.083 (28) </td> </tr> <tr> <td>2035 A</td> <td>04.97 - 10.02</td> </tr> <tr> <td>2031 AS</td> <td>04.96 - 10.02</td> <td rowspan="2" style="text-align: center; vertical-align: middle;">  </td> <td rowspan="2"> Lenkstockhebel zur 1. VA / Pitman Arm to 1st FA (66) Trommelbremse / Drum Brake (86) Achslast [t] / Axle Load [t]:7,5 (23) Achslast [t] / Axle Load [t]:9 (23) Radstand [mm] / Wheelbase [mm]:3600 (76) Baumuster / Type:954.082 (28) </td> </tr> <tr> <td>2040 AS</td> <td>04.96 - 10.02</td> </tr> <tr> <td>2043 AS</td> <td>04.96 - 10.02</td> <td rowspan="5" style="text-align: center; vertical-align: middle;">  </td> <td rowspan="5"> Lenkstockhebel zur 1. VA / Pitman Arm to 1st FA (66) Trommelbremse / Drum Brake (86) Achslast [t] / Axle Load [t]:7,5 (23) Achslast [t] / Axle Load [t]:9 (23) Radstand [mm] / Wheelbase [mm]:3900 (76) Baumuster / Type:952.083 (28) </td> </tr> <tr> <td>2046 AS</td> <td>10.96 -</td> </tr> <tr> <td>2048 AS, 15928 ccm</td> <td>04.96 - 10.02</td> </tr> <tr> <td>2050 AS</td> <td>10.96 -</td> </tr> <tr> <td>2031 AK</td> <td>09.96 - 10.02</td> </tr> <tr> <td>2040 AK</td> <td>09.96 - 10.02</td> <td rowspan="2" style="text-align: center; vertical-align: middle;">  </td> <td rowspan="2"> Lenkstockhebel zur 1. VA / Pitman Arm to 1st FA (66) Trommelbremse / Drum Brake (86) Achslast [t] / Axle Load [t]:7,5 (23) Achslast [t] / Axle Load [t]:9 (23) Radstand [mm] / Wheelbase [mm]:4500 (76) Baumuster / Type:930.083 (28) </td> </tr> <tr> <td>2032 A, AE</td> <td>04.03 -</td> </tr> <tr> <td>2036 A, AE</td> <td>04.03 -</td> <td rowspan="2" style="text-align: center; vertical-align: middle;">  </td> <td rowspan="2"> Lenkstockhebel zur 1. VA / Pitman Arm to 1st FA (66) Trommelbremse / Drum Brake (86) Achslast [t] / Axle Load [t]:7,5 (23) Achslast [t] / Axle Load [t]:9 (23) Radstand [mm] / Wheelbase [mm]:3900 (76) Baumuster / Type:932.083 (28) </td> </tr> <tr> <td>2032 AK</td> <td>04.03 -</td> </tr> <tr> <td>2036 AK</td> <td>04.03 -</td> <td rowspan="2" style="text-align: center; vertical-align: middle;">  </td> <td rowspan="2"> Lenkstockhebel zur 1. VA / Pitman Arm to 1st FA (66) Trommelbremse / Drum Brake (86) Achslast [t] / Axle Load [t]:7,5 (23) Achslast [t] / Axle Load [t]:9 (23) Radstand [mm] / Wheelbase [mm]:3600 (76) Baumuster / Type:934.082 (28) </td> </tr> <tr> <td>2041 AK</td> <td>04.03 -</td> </tr> <tr> <td>2044 AK</td> <td>04.03 -</td> <td rowspan="2" style="text-align: center; vertical-align: middle;">  </td> <td rowspan="2"> Lenkstockhebel zur 1. VA / Pitman Arm to 1st FA (66) Trommelbremse / Drum Brake (86) Achslast [t] / Axle Load [t]:7,5 (23) Achslast [t] / Axle Load [t]:9 (23) Radstand [mm] / Wheelbase [mm]:3600 (76) Baumuster / Type:934.082 (28) </td> </tr> <tr> <td>2046 AK</td> <td>04.03 -</td> </tr> <tr> <td>2048 AK</td> <td>04.03 -</td> <td rowspan="2" style="text-align: center; vertical-align: middle;">  </td> <td rowspan="2"> Lenkstockhebel zur 1. VA / Pitman Arm to 1st FA (66) Trommelbremse / Drum Brake (86) Achslast [t] / Axle Load [t]:7,5 (23) Achslast [t] / Axle Load [t]:9 (23) Radstand [mm] / Wheelbase [mm]:3600 (76) für Fzg. mit zul. Gesamtgewicht [t] / for vehicles with permissible total weight [t]:20 (121) Baumuster / Type:934.082 (28) </td> </tr> <tr> <td>2032 AS</td> <td>04.03 -</td> </tr> <tr> <td>2036 AS</td> <td>04.03 -</td> <td rowspan="2" style="text-align: center; vertical-align: middle;">  </td> <td rowspan="2"> Lenkstockhebel zur 1. VA / Pitman Arm to 1st FA (66) Trommelbremse / Drum Brake (86) Achslast [t] / Axle Load [t]:7,5 (23) Achslast [t] / Axle Load [t]:9 (23) Radstand [mm] / Wheelbase [mm]:3600 (76) Baumuster / Type:934.082 (28) </td> </tr> <tr> <td>2041 AS</td> <td>04.03 -</td> </tr> <tr> <td>2044 AS</td> <td>04.03 -</td> <td rowspan="2" style="text-align: center; vertical-align: middle;">  </td> <td rowspan="2"> Lenkstockhebel zur 1. VA / Pitman Arm to 1st FA (66) Trommelbremse / Drum Brake (86) Achslast [t] / Axle Load [t]:7,5 (23) Achslast [t] / Axle Load [t]:9 (23) Radstand [mm] / Wheelbase [mm]:3600 (76) Baumuster / Type:934.082 (28) </td> </tr> <tr> <td>2046 AS</td> <td>04.03 -</td> </tr> <tr> <td>2048 AS, 11946 ccm</td> <td>04.03 -</td> <td rowspan="2" style="text-align: center; vertical-align: middle;">  </td> <td rowspan="2"> Lenkstockhebel zur 1. VA / Pitman Arm to 1st FA (66) Trommelbremse / Drum Brake (86) Achslast [t] / Axle Load [t]:7,5 (23) Achslast [t] / Axle Load [t]:9 (23) Radstand [mm] / Wheelbase [mm]:3600 (76) für Fzg. mit zul. Gesamtgewicht [t] / for vehicles with permissible total weight [t]:20 (121) Baumuster / Type:934.082 (28) </td> </tr> <tr> <td>2051 AS</td> <td>04.03 -</td> </tr> <tr> <td>2048 AS, 15928 ccm</td> <td>04.03 -</td> <td style="text-align: center; vertical-align: middle;"> </td> <td> Lenkstockhebel zur 1. VA / Pitman Arm to 1st FA (66) Trommelbremse / Drum Brake (86) Achslast [t] / Axle Load [t]:7,5 (23) Achslast [t] / Axle Load [t]:9 (23) Radstand [mm] / Wheelbase [mm]:3600 (76) für Fzg. mit zul. Gesamtgewicht [t] / for vehicles with permissible total weight [t]:20 (121) Baumuster / Type:934.082 (28) </td> </tr> </table>	2031 A	04.97 - 10.02		Lenkstockhebel zur 1. VA / Pitman Arm to 1st FA (66) Trommelbremse / Drum Brake (86) Achslast [t] / Axle Load [t]:7,5 (23) Achslast [t] / Axle Load [t]:9 (23) Radstand [mm] / Wheelbase [mm]:4500 (76) Baumuster / Type:950.083 (28)	2035 A	04.97 - 10.02	2031 AS	04.96 - 10.02		Lenkstockhebel zur 1. VA / Pitman Arm to 1st FA (66) Trommelbremse / Drum Brake (86) Achslast [t] / Axle Load [t]:7,5 (23) Achslast [t] / Axle Load [t]:9 (23) Radstand [mm] / Wheelbase [mm]:3600 (76) Baumuster / Type:954.082 (28)	2040 AS	04.96 - 10.02	2043 AS	04.96 - 10.02		Lenkstockhebel zur 1. VA / Pitman Arm to 1st FA (66) Trommelbremse / Drum Brake (86) Achslast [t] / Axle Load [t]:7,5 (23) Achslast [t] / Axle Load [t]:9 (23) Radstand [mm] / Wheelbase [mm]:3900 (76) Baumuster / Type:952.083 (28)	2046 AS	10.96 -	2048 AS, 15928 ccm	04.96 - 10.02	2050 AS	10.96 -	2031 AK	09.96 - 10.02	2040 AK	09.96 - 10.02		Lenkstockhebel zur 1. VA / Pitman Arm to 1st FA (66) Trommelbremse / Drum Brake (86) Achslast [t] / Axle Load [t]:7,5 (23) Achslast [t] / Axle Load [t]:9 (23) Radstand [mm] / Wheelbase [mm]:4500 (76) Baumuster / Type:930.083 (28)	2032 A, AE	04.03 -	2036 A, AE	04.03 -		Lenkstockhebel zur 1. VA / Pitman Arm to 1st FA (66) Trommelbremse / Drum Brake (86) Achslast [t] / Axle Load [t]:7,5 (23) Achslast [t] / Axle Load [t]:9 (23) Radstand [mm] / Wheelbase [mm]:3900 (76) Baumuster / Type:932.083 (28)	2032 AK	04.03 -	2036 AK	04.03 -		Lenkstockhebel zur 1. VA / Pitman Arm to 1st FA (66) Trommelbremse / Drum Brake (86) Achslast [t] / Axle Load [t]:7,5 (23) Achslast [t] / Axle Load [t]:9 (23) Radstand [mm] / Wheelbase [mm]:3600 (76) Baumuster / Type:934.082 (28)	2041 AK	04.03 -	2044 AK	04.03 -		Lenkstockhebel zur 1. VA / Pitman Arm to 1st FA (66) Trommelbremse / Drum Brake (86) Achslast [t] / Axle Load [t]:7,5 (23) Achslast [t] / Axle Load [t]:9 (23) Radstand [mm] / Wheelbase [mm]:3600 (76) Baumuster / Type:934.082 (28)	2046 AK	04.03 -	2048 AK	04.03 -		Lenkstockhebel zur 1. VA / Pitman Arm to 1st FA (66) Trommelbremse / Drum Brake (86) Achslast [t] / Axle Load [t]:7,5 (23) Achslast [t] / Axle Load [t]:9 (23) Radstand [mm] / Wheelbase [mm]:3600 (76) für Fzg. mit zul. Gesamtgewicht [t] / for vehicles with permissible total weight [t]:20 (121) Baumuster / Type:934.082 (28)	2032 AS	04.03 -	2036 AS	04.03 -		Lenkstockhebel zur 1. VA / Pitman Arm to 1st FA (66) Trommelbremse / Drum Brake (86) Achslast [t] / Axle Load [t]:7,5 (23) Achslast [t] / Axle Load [t]:9 (23) Radstand [mm] / Wheelbase [mm]:3600 (76) Baumuster / Type:934.082 (28)	2041 AS	04.03 -	2044 AS	04.03 -		Lenkstockhebel zur 1. VA / Pitman Arm to 1st FA (66) Trommelbremse / Drum Brake (86) Achslast [t] / Axle Load [t]:7,5 (23) Achslast [t] / Axle Load [t]:9 (23) Radstand [mm] / Wheelbase [mm]:3600 (76) Baumuster / Type:934.082 (28)	2046 AS	04.03 -	2048 AS, 11946 ccm	04.03 -		Lenkstockhebel zur 1. VA / Pitman Arm to 1st FA (66) Trommelbremse / Drum Brake (86) Achslast [t] / Axle Load [t]:7,5 (23) Achslast [t] / Axle Load [t]:9 (23) Radstand [mm] / Wheelbase [mm]:3600 (76) für Fzg. mit zul. Gesamtgewicht [t] / for vehicles with permissible total weight [t]:20 (121) Baumuster / Type:934.082 (28)	2051 AS	04.03 -	2048 AS, 15928 ccm	04.03 -	
2031 A	04.97 - 10.02		Lenkstockhebel zur 1. VA / Pitman Arm to 1st FA (66) Trommelbremse / Drum Brake (86) Achslast [t] / Axle Load [t]:7,5 (23) Achslast [t] / Axle Load [t]:9 (23) Radstand [mm] / Wheelbase [mm]:4500 (76) Baumuster / Type:950.083 (28)																																																																									
2035 A	04.97 - 10.02																																																																											
2031 AS	04.96 - 10.02		Lenkstockhebel zur 1. VA / Pitman Arm to 1st FA (66) Trommelbremse / Drum Brake (86) Achslast [t] / Axle Load [t]:7,5 (23) Achslast [t] / Axle Load [t]:9 (23) Radstand [mm] / Wheelbase [mm]:3600 (76) Baumuster / Type:954.082 (28)																																																																									
2040 AS	04.96 - 10.02																																																																											
2043 AS	04.96 - 10.02		Lenkstockhebel zur 1. VA / Pitman Arm to 1st FA (66) Trommelbremse / Drum Brake (86) Achslast [t] / Axle Load [t]:7,5 (23) Achslast [t] / Axle Load [t]:9 (23) Radstand [mm] / Wheelbase [mm]:3900 (76) Baumuster / Type:952.083 (28)																																																																									
2046 AS	10.96 -																																																																											
2048 AS, 15928 ccm	04.96 - 10.02																																																																											
2050 AS	10.96 -																																																																											
2031 AK	09.96 - 10.02																																																																											
2040 AK	09.96 - 10.02		Lenkstockhebel zur 1. VA / Pitman Arm to 1st FA (66) Trommelbremse / Drum Brake (86) Achslast [t] / Axle Load [t]:7,5 (23) Achslast [t] / Axle Load [t]:9 (23) Radstand [mm] / Wheelbase [mm]:4500 (76) Baumuster / Type:930.083 (28)																																																																									
2032 A, AE	04.03 -																																																																											
2036 A, AE	04.03 -		Lenkstockhebel zur 1. VA / Pitman Arm to 1st FA (66) Trommelbremse / Drum Brake (86) Achslast [t] / Axle Load [t]:7,5 (23) Achslast [t] / Axle Load [t]:9 (23) Radstand [mm] / Wheelbase [mm]:3900 (76) Baumuster / Type:932.083 (28)																																																																									
2032 AK	04.03 -																																																																											
2036 AK	04.03 -		Lenkstockhebel zur 1. VA / Pitman Arm to 1st FA (66) Trommelbremse / Drum Brake (86) Achslast [t] / Axle Load [t]:7,5 (23) Achslast [t] / Axle Load [t]:9 (23) Radstand [mm] / Wheelbase [mm]:3600 (76) Baumuster / Type:934.082 (28)																																																																									
2041 AK	04.03 -																																																																											
2044 AK	04.03 -		Lenkstockhebel zur 1. VA / Pitman Arm to 1st FA (66) Trommelbremse / Drum Brake (86) Achslast [t] / Axle Load [t]:7,5 (23) Achslast [t] / Axle Load [t]:9 (23) Radstand [mm] / Wheelbase [mm]:3600 (76) Baumuster / Type:934.082 (28)																																																																									
2046 AK	04.03 -																																																																											
2048 AK	04.03 -		Lenkstockhebel zur 1. VA / Pitman Arm to 1st FA (66) Trommelbremse / Drum Brake (86) Achslast [t] / Axle Load [t]:7,5 (23) Achslast [t] / Axle Load [t]:9 (23) Radstand [mm] / Wheelbase [mm]:3600 (76) für Fzg. mit zul. Gesamtgewicht [t] / for vehicles with permissible total weight [t]:20 (121) Baumuster / Type:934.082 (28)																																																																									
2032 AS	04.03 -																																																																											
2036 AS	04.03 -		Lenkstockhebel zur 1. VA / Pitman Arm to 1st FA (66) Trommelbremse / Drum Brake (86) Achslast [t] / Axle Load [t]:7,5 (23) Achslast [t] / Axle Load [t]:9 (23) Radstand [mm] / Wheelbase [mm]:3600 (76) Baumuster / Type:934.082 (28)																																																																									
2041 AS	04.03 -																																																																											
2044 AS	04.03 -		Lenkstockhebel zur 1. VA / Pitman Arm to 1st FA (66) Trommelbremse / Drum Brake (86) Achslast [t] / Axle Load [t]:7,5 (23) Achslast [t] / Axle Load [t]:9 (23) Radstand [mm] / Wheelbase [mm]:3600 (76) Baumuster / Type:934.082 (28)																																																																									
2046 AS	04.03 -																																																																											
2048 AS, 11946 ccm	04.03 -		Lenkstockhebel zur 1. VA / Pitman Arm to 1st FA (66) Trommelbremse / Drum Brake (86) Achslast [t] / Axle Load [t]:7,5 (23) Achslast [t] / Axle Load [t]:9 (23) Radstand [mm] / Wheelbase [mm]:3600 (76) für Fzg. mit zul. Gesamtgewicht [t] / for vehicles with permissible total weight [t]:20 (121) Baumuster / Type:934.082 (28)																																																																									
2051 AS	04.03 -																																																																											
2048 AS, 15928 ccm	04.03 -		Lenkstockhebel zur 1. VA / Pitman Arm to 1st FA (66) Trommelbremse / Drum Brake (86) Achslast [t] / Axle Load [t]:7,5 (23) Achslast [t] / Axle Load [t]:9 (23) Radstand [mm] / Wheelbase [mm]:3600 (76) für Fzg. mit zul. Gesamtgewicht [t] / for vehicles with permissible total weight [t]:20 (121) Baumuster / Type:934.082 (28)																																																																									



MERCEDES-BENZ









ACTROS 2024 - 2055 4x4 04.96 -

 6	Spurstange / Rod Assembly Führungsstange / Guide Rod einseitig verstellbar / Adjustable on one side Länge [mm] / Length [mm]:1438 Konusmaß [mm] / Cone Size [mm]:30 Rohr-Ø [mm] / Pipe Ø [mm]:58 mit Zubehör / with accessories	(9) (46) (101) (69) (58) (80) (140)	19721 01 346 330 48 03 	
	2031 A 2035 A	04.97 - 10.02 04.97 - 10.02	Achsausführung / Axle Version:730100 Radstand [mm] / Wheelbase [mm]:4200 Baumuster / Type:950.083 Fahrzeugbreite 2300 mm / vehicle width 2300 mm	(19) (76) (28) (45)
	2031 AS 2040 AS 2043 AS 2048 AS, 15928 ccm	04.96 - 10.02 04.96 - 10.02 04.96 - 10.02 04.96 - 10.02	Achsausführung / Axle Version:730100 Radstand [mm] / Wheelbase [mm]:3600 Baumuster / Type:954.082 Fahrzeugbreite 2300 mm / vehicle width 2300 mm	(19) (76) (28) (45)
	2031 AK 2040 AK	09.96 - 10.02 09.96 - 10.02	Achsausführung / Axle Version:730100 Radstand [mm] / Wheelbase [mm]:3900 Baumuster / Type:952.083 Fahrzeugbreite 2300 mm / vehicle width 2300 mm	(19) (76) (28) (45)
	2046 AS 2050 AS	10.96 - 10.96 -	Achsausführung / Axle Version:730.100 Radstand [mm] / Wheelbase [mm]:3600 Baumuster / Type:954.082 Fahrzeugbreite 2300 mm / vehicle width 2300 mm	(19) (76) (28) (45)
	 6	Spurstange / Rod Assembly Führungsstange / Guide Rod einseitig verstellbar / Adjustable on one side Länge [mm] / Length [mm]:1588 Konusmaß [mm] / Cone Size [mm]:38 Rohr-Ø [mm] / Pipe Ø [mm]:60 mit Zubehör / with accessories	(9) (46) (101) (69) (58) (80) (140)	20430 01 625 330 12 03 
2031 A 2035 A		04.97 - 10.02 04.97 - 10.02	Achsausführung / Axle Version:730101, 730109 Achslast [t] / Axle Load [t]:9 Baumuster / Type:950.083	(19) (23) (28)
2031 AS 2040 AS 2043 AS 2048 AS, 15928 ccm		04.96 - 10.02 04.96 - 10.02 04.96 - 10.02 04.96 - 10.02	Achsausführung / Axle Version:730109 Achslast [t] / Axle Load [t]:9 Baumuster / Type:954.082	(19) (23) (28)
2031 AK 2040 AK		09.96 - 10.02 09.96 - 10.02	Achsausführung / Axle Version:730101, 730109 Achslast [t] / Axle Load [t]:9 Baumuster / Type:952.083	(19) (23) (28)
2032 A, AE 2036 A, AE		04.03 - 04.03 -	 Achsausführung / Axle Version:730109, 730115 1.VA / 1st FA Radstand [mm] / Wheelbase [mm]:4500 Achslast [t] / Axle Load [t]:9 Baumuster / Type:930.083	(19) (15) (76) (23) (28)
2032 AK 2036 AK 2041 AK 2044 AK 2046 AK 2048 AK		04.03 - 04.03 - 04.03 - 04.03 - 04.03 - 04.03 -	 Achsausführung / Axle Version:730109, 730115 1.VA / 1st FA Radstand [mm] / Wheelbase [mm]:3900 Achslast [t] / Axle Load [t]:9 Baumuster / Type:932.083	(19) (15) (76) (23) (28)
2032 AS 2036 AS 2041 AS 2044 AS 2046 AS 2048 AS, 11946 ccm 2051 AS		04.03 - 04.03 - 04.03 - 04.03 - 04.03 - 04.03 - 04.03 -	Achsausführung / Axle Version:730109, 730115 Achslast [t] / Axle Load [t]:9 Baumuster / Type:934.082	(19) (23) (28)
2046 AS 2050 AS		10.96 - 10.96 -	Achsausführung / Axle Version:730.109 Achslast [t] / Axle Load [t]:9 Baumuster / Type:954.082	(19) (23) (28)



MERCEDES-BENZ

ACTROS 2024 - 2055 4x4 04.96 -

 6	Spurstange / Rod Assembly Führungsstange / Guide Rod einseitig verstellbar / Adjustable on one side Länge [mm] / Length [mm]:1588 Konusmaß [mm] / Cone Size [mm]:30 Rohr-Ø [mm] / Pipe Ø [mm]:58 mit Zubehör / with accessories	(9) (46) (101) (69) (58) (80) (140)	23997 01 944 330 17 03  11505 03	
	2031 A	04.97 - 10.02	Achsausführung / Axle Version:730100, 730108	(19)
	2035 A	04.97 - 10.02	Baumuster / Type:950.083	(28)
	2031 AS	04.96 - 10.02	Achsausführung / Axle Version:730100, 730108	(19)
	2040 AS	04.96 - 10.02	Baumuster / Type:954.082	(28)
	2043 AS	04.96 - 10.02		
	2048 AS, 15928 ccm	04.96 - 10.02		
	2031 AK	09.96 - 10.02	Achsausführung / Axle Version:730100, 730108	(19)
	2040 AK	09.96 - 10.02	Baumuster / Type:952.083	(28)
	2032 A, AE	04.03 -	 Achsausführung / Axle Version:730108 1.VA / 1st FA Radstand [mm] / Wheelbase [mm]:4500 Baumuster / Type:930.083	(19)
	2036 A, AE	04.03 -		(15)
	2032 AK	04.03 -	 Achsausführung / Axle Version:730108 1.VA / 1st FA Radstand [mm] / Wheelbase [mm]:3900 Baumuster / Type:932.083	(76)
	2041 AK	04.03 -		(28)
	2044 AK	04.03 -		
	2046 AK	04.03 -		
2048 AK	04.03 -			
2032 AS	04.03 -	Achsausführung / Axle Version:730108	(19)	
2036 AS	04.03 -	Baumuster / Type:934.082	(28)	
2041 AS	04.03 -			
2044 AS	04.03 -			
2046 AS	04.03 -			
2048 AS, 11946 ccm	04.03 -			
2051 AS	04.03 -			
2046 AS	10.96 -	Achsausführung / Axle Version:730.100/108	(19)	
2050 AS	10.96 -	Baumuster / Type:954.082	(28)	
 6	Spurstange / Rod Assembly Führungsstange / Guide Rod einseitig verstellbar / Adjustable on one side Länge [mm] / Length [mm]:1588 Konusmaß [mm] / Cone Size [mm]:30 Rohr-Ø [mm] / Pipe Ø [mm]:60 mit Zubehör / with accessories	(9) (46) (101) (69) (58) (80) (140)	24315 01 944 330 05 03  23775 01	
	2031 A	04.97 - 10.02	Achsausführung / Axle Version:730100, 730108	(19)
	2035 A	04.97 - 10.02	Baumuster / Type:950.083	(28)
	2031 AS	04.96 - 10.02	Achsausführung / Axle Version:730100, 730108	(19)
	2040 AS	04.96 - 10.02	Baumuster / Type:954.082	(28)
	2043 AS	04.96 - 10.02		
	2048 AS, 15928 ccm	04.96 - 10.02		
	2031 AK	09.96 - 10.02	Achsausführung / Axle Version:730100, 730108	(19)
	2040 AK	09.96 - 10.02	Baumuster / Type:952.083	(28)
	2032 A, AE	04.03 -	 Achsausführung / Axle Version:730108 1.VA / 1st FA Radstand [mm] / Wheelbase [mm]:4500 Baumuster / Type:930.083	(19)
	2036 A, AE	04.03 -		(15)
	2032 AK	04.03 -	 Achsausführung / Axle Version:730108 1.VA / 1st FA Radstand [mm] / Wheelbase [mm]:3900 Baumuster / Type:932.083	(76)
	2041 AK	04.03 -		(28)
	2044 AK	04.03 -		
	2046 AK	04.03 -		
2048 AK	04.03 -			
2032 AS	04.03 -	Achsausführung / Axle Version:730108	(19)	
2036 AS	04.03 -	Baumuster / Type:934.082	(28)	
2041 AS	04.03 -			
2044 AS	04.03 -			
2046 AS	04.03 -			
2048 AS, 11946 ccm	04.03 -			
2051 AS	04.03 -			
2046 AS	10.96 -	Achsausführung / Axle Version:730.100/108	(19)	
2050 AS	10.96 -	Baumuster / Type:954.082	(28)	

Pos







Ref.



MERCEDES-BENZ

ACTROS 2024 - 2055 4x4 04.96 -





	<p>Kugelkopf, Schaltgestänge Ball Head, gearshift linkage Länge [mm] / Length [mm]:55 Konusmaß [mm] / Cone Size [mm]:10 Aussengewinde [mm] / Outer Thread [mm]:M14x1,5 mit Rechtsgewinde / with right-hand thread</p>	<p>(3) (69) (58) (27) (137)</p>	<p>19465 01 000 996 70 45</p> 
	<p>2031 A 04.97 - 10.02 2031 AK 09.96 - 10.02 2031 AS 04.96 - 10.02 2035 A 04.97 - 10.02 2040 AK 09.96 - 10.02 2040 AS 04.96 - 10.02 2043 AS 04.96 - 10.02 2046 AS 10.96 - 2048 AS, 15928 ccm 04.96 - 10.02 2050 AS 10.96 -</p>		
	<p>Kugelkopf, Schaltgestänge Ball Head, gearshift linkage Länge [mm] / Length [mm]:45 Konusmaß [mm] / Cone Size [mm]:12 Innengewinde [mm] / Inner Thread [mm]:M12 mit Linksgewinde / with left-hand thread Gewindemaß / Thread Size:M10</p>	<p>(3) (69) (58) (55) (135) (49)</p>	<p>21691 01 000 996 67 45</p> 
	<p>2031 A 04.97 - 10.02 2031 AK 09.96 - 10.02 2031 AS 04.96 - 10.02 2035 A 04.97 - 10.02 2040 AK 09.96 - 10.02 2040 AS 04.96 - 10.02 2043 AS 04.96 - 10.02 2046 AS 10.96 - 2048 AS, 15928 ccm 04.96 - 10.02 2050 AS 10.96 -</p>		
	<p>Kugelkopf, Schaltgestänge Ball Head, gearshift linkage Länge [mm] / Length [mm]:59 Konusmaß [mm] / Cone Size [mm]:10 Innengewinde [mm] / Inner Thread [mm]:M12 mit Rechtsgewinde / with right-hand thread Gewindemaß / Thread Size:M10</p>	<p>(3) (69) (58) (55) (137) (49)</p>	<p>21696 01 000 996 66 45</p> 
	<p>2031 A 04.97 - 10.02 2031 AK 09.96 - 10.02 2031 AS 04.96 - 10.02 2035 A 04.97 - 10.02 2040 AK 09.96 - 10.02 2040 AS 04.96 - 10.02 2043 AS 04.96 - 10.02 2046 AS 10.96 - 2048 AS, 15928 ccm 04.96 - 10.02 2050 AS 10.96 -</p>		
	<p>Kugelkopf, Schaltgestänge Ball Head, gearshift linkage Länge [mm] / Length [mm]:55 Konusmaß [mm] / Cone Size [mm]:12 Aussengewinde [mm] / Outer Thread [mm]:M14x1,5 mit Rechtsgewinde / with right-hand thread</p>	<p>(3) (69) (58) (27) (137)</p>	<p>22721 01 000 268 59 89</p> 
	<p>2031 A 04.97 - 10.02 2031 AK 09.96 - 10.02 2031 AS 04.96 - 10.02 2035 A 04.97 - 10.02 2040 AK 09.96 - 10.02 2040 AS 04.96 - 10.02 2043 AS 04.96 - 10.02 2046 AS 10.96 - 2048 AS, 15928 ccm 04.96 - 10.02 2050 AS 10.96 -</p>		



MERCEDES-BENZ

ACTROS 2427 - 2460

6x2










1	Lenkstange / Centre Rod Assembly Schubstange / Push Rod einseitig verstellbar / Adjustable on one side Länge [mm] / Length [mm]:776 Rohr-Ø [mm] / Pipe Ø [mm]:42 Konusmaß [mm] / Cone Size [mm]:28,6 mit Sicherungsmutter / with lock nut	(6) (85) (101) (69) (80) (58) (138)	36539 01 003 460 55 05 ▲ 27623 01 
	2427 LS 07.11 - 2430 LS 07.11 - 2432 LS 07.11 - 2433 LS 07.11 - 2436 LS 07.11 - 2440 LS 07.11 - 2442 LS 07.11 - 2443 LS 07.11 - 2445 LS 07.11 - 2448 LS 07.11 - 2451 LS 07.11 -		Lenkstockhebel zur 1. VA / Pitman Arm to 1st FA für / for:508063 64 Baumuster / Type:963.427
6	Spurstange / Rod Assembly Führungsstange / Guide Rod einseitig verstellbar / Adjustable on one side Länge [mm] / Length [mm]:1685 Konusmaß [mm] / Cone Size [mm]:32 Rohr-Ø [mm] / Pipe Ø [mm]:50 mit Zubehör / with accessories	(9) (46) (101) (69) (58) (80) (140)	36540 01 960 330 01 03 21971 01 
	2427 LS 07.11 - 2430 LS 07.11 - 2432 LS 07.11 - 2433 LS 07.11 - 2436 LS 07.11 - 2440 LS 07.11 - 2442 LS 07.11 - 2443 LS 07.11 - 2445 LS 07.11 - 2448 LS 07.11 - 2451 LS 07.11 -		Scheibenbremse / Disc Brake Achsausführung / Axle Version:739.528/573/575 Achslast [t] / Axle Load [t]:7,5 Achslast [t] / Axle Load [t]:8 Achslast [t] / Axle Load [t]:9 für / for:504310 58 Baumuster / Type:963.427
8	Lenker, Radaufhängung / Track Control Arm Dreieckslenker (Nfz) / Wishbone (CV) Länge [mm] / Length [mm]:622 Rohr-Ø [mm] / Pipe Ø [mm]:46 Bohrung-Ø 1 / Bohrung-Ø 2 [mm] / Bore Ø 1 / Bore Ø 2 [mm]:25/23/23 Lochabstand 1/Lochabstand 2 / Hole Pitch 1/ Hole Pitch 2:152/130/130 Molekularlager / Molecular Bearing	(5) (38) (69) (80) (30) (67) (71)	31887 01 942 350 12 05 ® 30588 01 
	2427 LS 07.11 - 2430 LS 07.11 - 2432 LS 07.11 - 2433 LS 07.11 - 2436 LS 07.11 - 2440 LS 07.11 - 2442 LS 07.11 - 2443 LS 07.11 - 2445 LS 07.11 - 2448 LS 07.11 - 2451 LS 07.11 -		Antriebsachse / Drive Axle Baumuster / Type:963.427
	Schraube, Spureinstellung / Bolt, wheel alignment DIN/ISO / DIN / ISO:DIN 22mm/ISO 21mm Länge [mm] / Length [mm]:110 Innengewinde [mm] / Inner Thread [mm]:M30x1,5 mit Rechtsgewinde / with right-hand thread Aussengewinde [mm] / Outer Thread [mm]:M38x1,5 mit Linksgewinde / with left-hand thread	(8) (34) (69) (55) (137) (27) (135)	21971 01 000 992 21 39 
	2427 LS 07.11 - 2430 LS 07.11 - 2432 LS 07.11 - 2433 LS 07.11 - 2436 LS 07.11 - 2440 LS 07.11 - 2442 LS 07.11 - 2443 LS 07.11 - 2445 LS 07.11 - 2448 LS 07.11 - 2451 LS 07.11 -		Baumuster / Type:963.427



MERCEDES-BENZ

ACTROS 2427 - 2460

6x2/4







 1	Lenkstange / Centre Rod Assembly Schubstange / Push Rod einseitig verstellbar / Adjustable on one side Länge [mm] / Length [mm]:866 Konusmaß [mm] / Cone Size [mm]:30 Rohr-Ø [mm] / Pipe Ø [mm]:38 mit Zubehör / with accessories	(6) (85) (101) (69) (58) (80) (140)	23469 01 001 460 98 05  ▲ 11505 03	
	2432 LS, 24 t 06.08 - 2436 LS, 24 t 06.08 - 2441 LS 06.08 - 2444 LS 06.08 - 2446 LS 06.08 - 2448 LS, 24 t 06.08 - 2451 LS, 24 t 06.08 - 2455 LS 06.08 - 2460 LS 06.08 -	Lenkstockhebel zur 1. VA / Pitman Arm to 1st FA Achslast [t] / Axle Load [t]:9,0 Baumuster / Type:934.235 Gekröpfte Vorderachse / Offset front axle	(66) (23) (28) (47)	
 1	Lenkstange / Centre Rod Assembly Schubstange / Push Rod einseitig verstellbar / Adjustable on one side Länge [mm] / Length [mm]:876 Konusmaß [mm] / Cone Size [mm]:28,6 Rohr-Ø [mm] / Pipe Ø [mm]:40 mit Zubehör / with accessories	(6) (85) (101) (69) (58) (80) (140)	24244 01 002 460 48 05  ▲ 27623 01	
	2432 LS, 24 t 06.08 - 2436 LS, 24 t 06.08 - 2441 LS 06.08 - 2444 LS 06.08 - 2446 LS 06.08 - 2448 LS, 24 t 06.08 - 2451 LS, 24 t 06.08 - 2455 LS 06.08 - 2460 LS 06.08 -	 Lenkstockhebel zur 1. VA / Pitman Arm to 1st FA 1.VA / 1st FA Achslast [t] / Axle Load [t]:7,5 Achslast [t] / Axle Load [t]:8,0 Baumuster / Type:934.235	(66) (15) (23) (23) (28)	
 1	Lenkstange / Centre Rod Assembly Schubstange / Push Rod einseitig verstellbar / Adjustable on one side Länge [mm] / Length [mm]:776 Rohr-Ø [mm] / Pipe Ø [mm]:42 Konusmaß [mm] / Cone Size [mm]:28,6 mit Sicherungsmutter / with lock nut	(6) (85) (101) (69) (80) (58) (138)	36539 01 003 460 55 05  ▲ 27623 01	
	2427 LS 07.11 - 2430 LS 07.11 - 2432 LS, 23,3 t 07.11 - 2433 LS 07.11 - 2435 LS 07.11 - 2436 LS, 23,3 t 07.11 - 2440 LS 07.11 - 2442 LS 07.11 - 2443 LS 07.11 - 2445 LS 07.11 - 2448 LS, 23,3 t 07.11 - 2451 LS, 23,3 t 07.11 -	Lenkstockhebel zur 1. VA / Pitman Arm to 1st FA für / for:508063 64 Baumuster / Type:963.427	(66) (102) (28)	
 6	Spurstange / Rod Assembly Führungsstange / Guide Rod beidseitig verstellbar / Adjustable on both sides Länge [mm] / Length [mm]:1625 Konusmaß [mm] / Cone Size [mm]:32 Rohr-Ø [mm] / Pipe Ø [mm]:52 mit Zubehör / with accessories	(9) (46) (100) (69) (58) (80) (140)	23992 01 949 330 02 03  ▲ 11394 04 ▲ 12280 04	
	2432 LS, 24 t 06.08 - 2436 LS, 24 t 06.08 - 2441 LS 06.08 - 2444 LS 06.08 - 2446 LS 06.08 - 2448 LS, 24 t 06.08 - 2451 LS, 24 t 06.08 - 2455 LS 06.08 - 2460 LS 06.08 -	Achsausführung / Axle Version:739.570 Achslast [t] / Axle Load [t]:9,0 Baumuster / Type:934.235	(19) (23) (28)	



MERCEDES-BENZ

ACTROS 2427 - 2460

6x2/4

 6	Spurstange / Rod Assembly Führungsstange / Guide Rod einseitig verstellbar / Adjustable on one side Länge [mm] / Length [mm]:1685 Konusmaß [mm] / Cone Size [mm]:32 Rohr-Ø [mm] / Pipe Ø [mm]:50 mit Zubehör / with accessories	(9) (46) (101) (69) (58) (80) (140)	36540 01 960 330 01 03 21971 01 	
	2427 LS 07.11 - 2430 LS 07.11 - 2432 LS, 23,3 t 07.11 - 2433 LS 07.11 - 2435 LS 07.11 - 2436 LS, 23,3 t 07.11 - 2440 LS 07.11 - 2442 LS 07.11 - 2443 LS 07.11 - 2445 LS 07.11 - 2448 LS, 23,3 t 07.11 - 2451 LS, 23,3 t 07.11 -	Scheibenbremse / Disc Brake Achsausführung / Axle Version:739.528/573/575 Achslast [t] / Axle Load [t]:7,5 Achslast [t] / Axle Load [t]:8 Achslast [t] / Axle Load [t]:9 für / for:504310 58 Baumuster / Type:963.427	(83) (19) (23) (23) (23) (102) (28)	
 6	Spurstange / Rod Assembly Führungsstange / Guide Rod einseitig verstellbar / Adjustable on one side Länge [mm] / Length [mm]:1735 Konusmaß [mm] / Cone Size [mm]:32 Rohr-Ø [mm] / Pipe Ø [mm]:52 mit Zubehör / with accessories mit Kronenmutter / with crown nut	(9) (46) (101) (69) (58) (80) (140) (134)	37332 01 942 330 00 03 30737 01 37235 01 	
	2432 LS, 24 t 06.08 - 2436 LS, 24 t 06.08 - 2441 LS 06.08 - 2444 LS 06.08 - 2446 LS 06.08 - 2448 LS, 24 t 06.08 - 2451 LS, 24 t 06.08 - 2455 LS 06.08 - 2460 LS 06.08 -	Achsausführung / Axle Version:739.510/550 Achslast [t] / Axle Load [t]:7,5 Achslast [t] / Axle Load [t]:8,0 für / for:SKN-L Baumuster / Type:934.235	(19) (23) (23) (102) (28)	
 8	Lenker, Radaufhängung / Track Control Arm Dreieckslenker (Nfz) / Wishbone (CV) Länge [mm] / Length [mm]:622 Rohr-Ø [mm] / Pipe Ø [mm]:46 Bohrung-Ø 1 / Bohrung-Ø 2 [mm] / Bore Ø 1 / Bore Ø 2 [mm]:25/23/23 Lochabstand 1/Lochabstand 2 / Hole Pitch 1/ Hole Pitch 2:152/130/130 Molekularlager / Molecular Bearing	(5) (38) (69) (80) (30) (67) (71)	31887 01 942 350 12 05 30588 01 	
	2432 LS, 24 t 06.08 - 2436 LS, 24 t 06.08 - 2441 LS 06.08 - 2444 LS 06.08 - 2446 LS 06.08 - 2448 LS, 24 t 06.08 - 2451 LS, 24 t 06.08 - 2455 LS 06.08 - 2460 LS 06.08 - 2427 LS 07.11 - 2430 LS 07.11 - 2432 LS, 23,3 t 07.11 - 2433 LS 07.11 - 2435 LS 07.11 - 2436 LS, 23,3 t 07.11 - 2440 LS 07.11 - 2442 LS 07.11 - 2443 LS 07.11 - 2445 LS 07.11 - 2448 LS, 23,3 t 07.11 - 2451 LS, 23,3 t 07.11 -	Antriebsachse / Drive Axle Baumuster / Type:934.235 Antriebsachse / Drive Axle Baumuster / Type:963.427	(25) (28) (25) (28)	

Pos





Ref.



MERCEDES-BENZ

ACTROS 2427 - 2460









6x2/4

	<p>Schraube, Spureinstellung / Bolt, wheel alignment DIN/ISO / DIN / ISO:DIN 22mm/ISO 21mm Länge [mm] / Length [mm]:110 Innengewinde [mm] / Inner Thread [mm]:M30x1,5 mit Rechtsgewinde / with right-hand thread Aussengewinde [mm] / Outer Thread [mm]:M38x1,5 mit Linksgewinde / with left-hand thread</p>	<p>(8) (34) (69) (55) (137) (27) (135)</p>	<p>21971 01 000 992 21 39</p> 																								
	<table border="0"> <tr><td>2427 LS</td><td>07.11 -</td></tr> <tr><td>2430 LS</td><td>07.11 -</td></tr> <tr><td>2432 LS, 23,3 t</td><td>07.11 -</td></tr> <tr><td>2433 LS</td><td>07.11 -</td></tr> <tr><td>2435 LS</td><td>07.11 -</td></tr> <tr><td>2436 LS, 23,3 t</td><td>07.11 -</td></tr> <tr><td>2440 LS</td><td>07.11 -</td></tr> <tr><td>2442 LS</td><td>07.11 -</td></tr> <tr><td>2443 LS</td><td>07.11 -</td></tr> <tr><td>2445 LS</td><td>07.11 -</td></tr> <tr><td>2448 LS, 23,3 t</td><td>07.11 -</td></tr> <tr><td>2451 LS, 23,3 t</td><td>07.11 -</td></tr> </table>	2427 LS	07.11 -	2430 LS	07.11 -	2432 LS, 23,3 t	07.11 -	2433 LS	07.11 -	2435 LS	07.11 -	2436 LS, 23,3 t	07.11 -	2440 LS	07.11 -	2442 LS	07.11 -	2443 LS	07.11 -	2445 LS	07.11 -	2448 LS, 23,3 t	07.11 -	2451 LS, 23,3 t	07.11 -		<p>Baumuster / Type:963.427 (28)</p>
2427 LS	07.11 -																										
2430 LS	07.11 -																										
2432 LS, 23,3 t	07.11 -																										
2433 LS	07.11 -																										
2435 LS	07.11 -																										
2436 LS, 23,3 t	07.11 -																										
2440 LS	07.11 -																										
2442 LS	07.11 -																										
2443 LS	07.11 -																										
2445 LS	07.11 -																										
2448 LS, 23,3 t	07.11 -																										
2451 LS, 23,3 t	07.11 -																										



MERCEDES-BENZ







ACTROS 2527 - 2560 6x2 06.96 -

1	Lenkstange / Centre Rod Assembly Schubstange / Push Rod einseitig verstellbar / Adjustable on one side Länge [mm] / Length [mm]:879 Konusmaß [mm] / Cone Size [mm]:30 Rohr-Ø [mm] / Pipe Ø [mm]:42 mit Zubehör / with accessories	(6) (85) (101) (69) (58) (80) (140)	19904 01 001 460 67 05  11505 03
	2540, 2540 L 09.96 - 10.02 2543, 2543 L 09.96 - 10.02 2548, 2548 L 09.96 - 10.02 2553, 2553 L 09.96 - 10.02		 Lenkstockhebel zur 1. VA / Pitman Arm to 1st FA (66) Scheibenbremse / Disc Brake (83) 1.VA / 1st FA (15) Radstand [mm] / Wheelbase [mm]:4500 (76) Radstand [mm] / Wheelbase [mm]:4800 (76) Radstand [mm] / Wheelbase [mm]:5100 (76) Radstand [mm] / Wheelbase [mm]:6000 (76) Baumuster / Type:950.203-205/208 (28)
	2540, 2540 L 09.96 - 10.02 2543, 2543 L 09.96 - 10.02 2548, 2548 L 09.96 - 10.02 2553, 2553 L 09.96 - 10.02		 Lenkstockhebel zur 1. VA / Pitman Arm to 1st FA (66) Scheibenbremse / Disc Brake (83) Radstand [mm] / Wheelbase [mm]:4500 (76) Radstand [mm] / Wheelbase [mm]:4800 (76) Schleppachse / Tag Axle (84) mit Doppelbereifung / with dual tyres (132) Baumuster / Type:950.113-114 (28)
	2557 L 09.96 - 10.02		 Lenkstockhebel zur 1. VA / Pitman Arm to 1st FA (66) Scheibenbremse / Disc Brake (83) 1.VA / 1st FA (15) Radstand [mm] / Wheelbase [mm]:4500 (76) Radstand [mm] / Wheelbase [mm]:4800 (76) Radstand [mm] / Wheelbase [mm]:5100 (76) Radstand [mm] / Wheelbase [mm]:6000 (76) Baumuster / Type:950.203-205/208 (28)
1	Lenkstange / Centre Rod Assembly Schubstange / Push Rod einseitig verstellbar / Adjustable on one side Länge [mm] / Length [mm]:873 Konusmaß [mm] / Cone Size [mm]:30 Rohr-Ø [mm] / Pipe Ø [mm]:40 mit Zubehör / with accessories	(6) (85) (101) (69) (58) (80) (140)	21412 01 000 460 93 05  11505 03
	2540, 2540 L 09.96 - 10.02 2543, 2543 L 09.96 - 10.02		 Lenkstockhebel zur 1. VA / Pitman Arm to 1st FA (66) 1.VA / 1st FA (15) Scheibenbremse / Disc Brake (83) für / for:508063 03 (102) Baumuster / Type:950.203-205/213-214 (28)
	2548, 2548 L 09.96 - 10.02 2553, 2553 L 09.96 - 10.02		 Lenkstockhebel zur 1. VA / Pitman Arm to 1st FA (66) 1.VA / 1st FA (15) Scheibenbremse / Disc Brake (83) für / for:508063 03 (102) Baumuster / Type:950.203-205 (28)
	2557 L 09.96 - 10.02		 Lenkstockhebel zur 1. VA / Pitman Arm to 1st FA (66) 1.VA / 1st FA (15) Scheibenbremse / Disc Brake (83) für / for:508063 03 (102) Baumuster / Type:950.203 (28)



MERCEDES-BENZ








ACTROS 2527 - 2560 6x2 06.96 -

 1	Lenkstange / Centre Rod Assembly Schubstange / Push Rod einseitig verstellbar / Adjustable on one side Länge [mm] / Length [mm]:866 Konusmaß [mm] / Cone Size [mm]:30 Rohr-Ø [mm] / Pipe Ø [mm]:38 mit Zubehör / with accessories	(6) (85) (101) (69) (58) (80) (140)	23469 01 001 460 98 05 	
	2540, 2540 L 09.96 - 10.02 2543, 2543 L 09.96 - 10.02 2548, 2548 L 09.96 - 10.02 2553, 2553 L 09.96 - 10.02	 Lenkstockhebel zur 1. VA / Pitman Arm to 1st FA 1.VA / 1st FA Scheibenbremse / Disc Brake Radstand [mm] / Wheelbase [mm]:4500 Radstand [mm] / Wheelbase [mm]:4800 Schleppachse / Tag Axle mit Doppelbereifung / with dual tyres Baumuster / Type:950.113-114	(66) (15) (83) (76) (76) (84) (132) (28)	
	2540, 2540 L 09.96 - 10.02 2543, 2543 L 09.96 - 10.02 2548, 2548 L 09.96 - 10.02 2553, 2553 L 09.96 - 10.02	 Lenkstockhebel zur 1. VA / Pitman Arm to 1st FA 1.VA / 1st FA Scheibenbremse / Disc Brake Radstand [mm] / Wheelbase [mm]:4500 Radstand [mm] / Wheelbase [mm]:4800 Radstand [mm] / Wheelbase [mm]:5100 Radstand [mm] / Wheelbase [mm]:6000 Baumuster / Type:950.203-205/208	(66) (15) (83) (76) (76) (76) (76) (28)	
	2557 L 09.96 - 10.02	 Lenkstockhebel zur 1. VA / Pitman Arm to 1st FA 1.VA / 1st FA Scheibenbremse / Disc Brake Radstand [mm] / Wheelbase [mm]:4500 Baumuster / Type:950.203	(66) (15) (83) (76) (28)	
	2554, L 04.03 -	Lenkstockhebel zur 1. VA / Pitman Arm to 1st FA Achsausführung / Axle Version:VL5 Baumuster / Type:930.113 Gekröpfte Vorderachse / Offset front axle	(66) (19) (28) (47)	
	2532 L, 25 t 2541 L 2544 L 2546 L 2550 L 2554 L	01.03 - 01.03 - 01.03 - 01.03 - 01.03 - 01.03 -	Lenkstockhebel zur 1. VA / Pitman Arm to 1st FA Achslast [t] / Axle Load [t]:9,0 Baumuster / Type:930.201/206 Gekröpfte Vorderachse / Offset front axle	(66) (23) (28) (47)



MERCEDES-BENZ










ACTROS 2527 - 2560 6x2 06.96 -

 1	Lenkstange / Centre Rod Assembly Schubstange / Push Rod einseitig verstellbar / Adjustable on one side Länge [mm] / Length [mm]:879 Konusmaß [mm] / Cone Size [mm]:28,6 Rohr-Ø [mm] / Pipe Ø [mm]:36 mit Zubehör / with accessories mit Sicherungsmutter / with lock nut	(6) (85) (101) (69) (58) (80) (140) (138)	24243 01 23077 01	002 460 44 05 
	2540, 2540 L 2543, 2543 L	09.96 - 10.02 09.96 - 10.02	 Lenkstockhebel zur 1. VA / Pitman Arm to 1st FA Radstand [mm] / Wheelbase [mm]:4500 1.VA / 1st FA Baumuster / Type:950.213 Fahrgestellhöhe niedrig 868 mm / height of chassis low 868 mm	(66) (76) (15) (28) (44)
	2540, 2540 L 2543, 2543 L	09.96 - 10.02 09.96 - 10.02	 Lenkstockhebel zur 1. VA / Pitman Arm to 1st FA Radstand [mm] / Wheelbase [mm]:4500 1.VA / 1st FA für Fzg. mit zul. Gesamtgewicht [t] / for vehicles with permissible total weight [t]:26 Schleppachse / Tag Axle mit Doppelbereifung / with dual tyres Baumuster / Type:950.113	(66) (76) (15) (121) (84) (132) (28)
	2548, 2548 L 2553, 2553 L	09.96 - 10.02 09.96 - 10.02	 Lenkstockhebel zur 1. VA / Pitman Arm to 1st FA Radstand [mm] / Wheelbase [mm]:4500 1.VA / 1st FA für Fzg. mit zul. Gesamtgewicht [t] / for vehicles with permissible total weight [t]:26 Schleppachse / Tag Axle mit Doppelbereifung / with dual tyres Baumuster / Type:950.113	(66) (76) (15) (121) (84) (132) (28)
	2554, L	04.03 -	 Lenkstockhebel zur 1. VA / Pitman Arm to 1st FA Achsausführung / Axle Version:VL4 Trommelbremse / Drum Brake Baumuster / Type:930.113	(66) (19) (86) (28)
	2532 L, 25 t 2541 L 2544 L 2546 L 2550 L 2554 L	01.03 - 01.03 - 01.03 - 01.03 - 01.03 - 01.03 -	 Lenkstockhebel zur 1. VA / Pitman Arm to 1st FA Achslast [t] / Axle Load [t]:7,5 Achslast [t] / Axle Load [t]:8,0 Baumuster / Type:930.201/206	(66) (23) (23) (28)



MERCEDES-BENZ





ACTROS 2527 - 2560 6x2 06.96 -

 1	Lenkstange / Centre Rod Assembly Schubstange / Push Rod einseitig verstellbar / Adjustable on one side Länge [mm] / Length [mm]:876 Konusmaß [mm] / Cone Size [mm]:28,6 Rohr-Ø [mm] / Pipe Ø [mm]:40 mit Zubehör / with accessories	(6) (85) (101) (69) (58) (80) (140)	24244 01 27623 01	002 460 48 05 
	2540, 2540 L	09.96 - 10.02	 Lenkstockhebel zur 1. VA / Pitman Arm to 1st FA (66) 1.VA / 1st FA (15) Radstand [mm] / Wheelbase [mm]:4500 (76) Radstand [mm] / Wheelbase [mm]:4800 (76) Radstand [mm] / Wheelbase [mm]:5100 (76) Radstand [mm] / Wheelbase [mm]:6000 (76) Baumuster / Type:950.203-205/208 (28)	
	2540, 2540 L	09.96 - 10.02	 Lenkstockhebel zur 1. VA / Pitman Arm to 1st FA (66) 1.VA / 1st FA (15) Radstand [mm] / Wheelbase [mm]:4500 (76) Radstand [mm] / Wheelbase [mm]:4800 (76) Radstand [mm] / Wheelbase [mm]:6000 (76) Baumuster / Type:950.213-214/218 (28) Fahrgestellhöhe niedrig 868 mm / height of chassis low 868 mm (44)	
	2543, 2543 L	09.96 - 10.02	 Lenkstockhebel zur 1. VA / Pitman Arm to 1st FA (66) 1.VA / 1st FA (15) Radstand [mm] / Wheelbase [mm]:4500 (76) Radstand [mm] / Wheelbase [mm]:4800 (76) Radstand [mm] / Wheelbase [mm]:5100 (76) Radstand [mm] / Wheelbase [mm]:6000 (76) Baumuster / Type:950.203-205/208 (28)	
	2543, 2543 L	09.96 - 10.02	 Lenkstockhebel zur 1. VA / Pitman Arm to 1st FA (66) 1.VA / 1st FA (15) Radstand [mm] / Wheelbase [mm]:4500 (76) Radstand [mm] / Wheelbase [mm]:4800 (76) Baumuster / Type:950.213-214 (28) Fahrgestellhöhe niedrig 868 mm / height of chassis low 868 mm (44)	
	2548, 2548 L 2553, 2553 L	09.96 - 10.02 09.96 - 10.02	 Lenkstockhebel zur 1. VA / Pitman Arm to 1st FA (66) 1.VA / 1st FA (15) Radstand [mm] / Wheelbase [mm]:4500 (76) Radstand [mm] / Wheelbase [mm]:4800 (76) Radstand [mm] / Wheelbase [mm]:5100 (76) Radstand [mm] / Wheelbase [mm]:6000 (76) Baumuster / Type:950.203-205 (28)	
	2557 L	09.96 - 10.02	 Lenkstockhebel zur 1. VA / Pitman Arm to 1st FA (66) 1.VA / 1st FA (15) Radstand [mm] / Wheelbase [mm]:4500 (76) Radstand [mm] / Wheelbase [mm]:4800 (76) Radstand [mm] / Wheelbase [mm]:5100 (76) Radstand [mm] / Wheelbase [mm]:6000 (76) Baumuster / Type:950.203 (28)	
	2532 L, 25 t 2541 L 2544 L 2546 L 2550 L 2554 L	01.03 - 01.03 - 01.03 - 01.03 - 01.03 - 01.03 -	 Lenkstockhebel zur 1. VA / Pitman Arm to 1st FA (66) Achslast [t] / Axle Load [t]:7,5 (23) Achslast [t] / Axle Load [t]:8,0 (23) Baumuster / Type:930.201/206 (28)	









MERCEDES-BENZ

ACTROS 2527 - 2560 6x2 06.96 -

 1	Lenkstange / Centre Rod Assembly Schubstange / Push Rod einseitig verstellbar / Adjustable on one side Länge [mm] / Length [mm]:895 Konusmaß [mm] / Cone Size [mm]:28,6 Rohr-Ø [mm] / Pipe Ø [mm]:36 mit Zubehör / with accessories mit Sicherungsmutter / with lock nut	(6) (85) (101) (69) (58) (80) (140) (138)	25721 01 002 460 46 05 ▲ 23077 01	
	2540, 2540 L 09.96 - 10.02 2543, 2543 L 09.96 - 10.02 2548, 2548 L 09.96 - 10.02 2553, 2553 L 09.96 - 10.02	 Lenkstockhebel zur 1. VA / Pitman Arm to 1st FA (66) Trommelbremse / Drum Brake (86) Radstand [mm] / Wheelbase [mm]:4500 (76) Radstand [mm] / Wheelbase [mm]:4800 (76) Schleppachse / Tag Axle (84) mit Doppelbereifung / with dual tyres (132) Baumuster / Type:950.113-114 (28)		
	2540, 2540 L 09.96 - 10.02 2543, 2543 L 09.96 - 10.02 2548, 2548 L 09.96 - 10.02 2553, 2553 L 09.96 - 10.02	Lenkstockhebel zur 1. VA / Pitman Arm to 1st FA (66) Trommelbremse / Drum Brake (86) Radstand [mm] / Wheelbase [mm]:4500 (76) Radstand [mm] / Wheelbase [mm]:4800 (76) Radstand [mm] / Wheelbase [mm]:5400 (76) für Fzg. mit zul. Gesamtgewicht [t] / for vehicles with permissible total weight [t]:26 (121) Achsausführung / Axle Version:6x4 (19) Baumuster / Type:950.242-244 (28)		
	2557 L 09.96 - 10.02	Lenkstockhebel zur 1. VA / Pitman Arm to 1st FA (66) Trommelbremse / Drum Brake (86) Radstand [mm] / Wheelbase [mm]:4500 (76) Radstand [mm] / Wheelbase [mm]:4800 (76) Radstand [mm] / Wheelbase [mm]:5100 (76) Radstand [mm] / Wheelbase [mm]:6000 (76) Baumuster / Type:950.203 (28)		
	2550, LS 04.03 -	Lenkstockhebel zur 1. VA / Pitman Arm to 1st FA (66) Trommelbremse / Drum Brake (86) Radstand [mm] / Wheelbase [mm]:3900 (76) Achsausführung / Axle Version:6x2/4 (19) Baumuster / Type:934.223 (28)		
	Lenkstange / Centre Rod Assembly Schubstange / Push Rod einseitig verstellbar / Adjustable on one side Länge [mm] / Length [mm]:783 Rohr-Ø [mm] / Pipe Ø [mm]:42 Konusmaß [mm] / Cone Size [mm]:28,6 mit Sicherungsmutter / with lock nut	(6) (85) (101) (69) (80) (58) (138)	36538 01 003 460 53 05 ▲ 27623 01	
2527 L 07.11 - 2530 L 07.11 - 2532 L, 26 t 07.11 - 2533 L 07.11 - 2535 L 07.11 - 2536 L 07.11 - 2540 L 07.11 - 2543 L 07.11 - 2545 L 07.11 - 2548 L 07.11 - 2551 L 07.11 -	Lenkstockhebel zur 1. VA / Pitman Arm to 1st FA (66) nicht für / not for:RH800 (141) für / for:508063 66 (102) Baumuster / Type:963.021 (28)			



MERCEDES-BENZ

ACTROS 2527 - 2560		6x2	06.96 -		
 1	Lenkstange / Centre Rod Assembly Schubstange / Push Rod einseitig verstellbar / Adjustable on one side Länge [mm] / Length [mm]:776 Rohr-Ø [mm] / Pipe Ø [mm]:42 Konusmaß [mm] / Cone Size [mm]:28,6 mit Sicherungsmutter / with lock nut	(6) (85) (101) (69) (80) (58) (138)		36539 01 003 460 55 05  27623 01	
	2527 L 07.11 - 2530 L 07.11 - 2532 L, 26 t 07.11 - 2533 L 07.11 - 2535 L 07.11 - 2536 L 07.11 - 2540 L 07.11 - 2542 L 07.11 - 2543 L 07.11 - 2545 L 07.11 - 2551 L 07.11 -		Lenkstockhebel zur 1. VA / Pitman Arm to 1st FA für / for:508063 64 Baumuster / Type:963.020	(66) (102) (28)	
	2527 LS 07.11 - 2530 LS 07.11 - 2532 LS 07.11 - 2533 LS 07.11 - 2535 LS 07.11 - 2536 LS 07.11 - 2540 LS 07.11 - 2542 LS 07.11 - 2543 LS 07.11 - 2545 LS 07.11 - 2548 LS 07.11 - 2551 LS 07.11 -		Lenkstockhebel zur 1. VA / Pitman Arm to 1st FA für / for:508063 64 Baumuster / Type:963.420	(66) (102) (28)	
 1	Lenkstange / Centre Rod Assembly Schubstange / Push Rod einseitig verstellbar / Adjustable on one side Länge [mm] / Length [mm]:801 Konusmaß [mm] / Cone Size [mm]:28,6 Rohr-Ø [mm] / Pipe Ø [mm]:42 mit Sicherungsmutter / with lock nut	(6) (85) (101) (69) (58) (80) (138)		36722 01 003 460 54 05  27623 01	
	2527 L 07.11 - 2530 L 07.11 - 2532 L, 26 t 07.11 - 2533 L 07.11 - 2535 L 07.11 - 2536 L 07.11 - 2540 L 07.11 - 2542 L 07.11 - 2543 L 07.11 - 2545 L 07.11 - 2551 L 07.11 -		Lenkstockhebel zur 1. VA / Pitman Arm to 1st FA für / for:508063 65 Baumuster / Type:963.020	(66) (102) (28)	
 3	Lenkstange / Centre Rod Assembly Schubstange / Push Rod nicht verstellbar / not adjustable Länge [mm] / Length [mm]:2069 Konusmaß [mm] / Cone Size [mm]:30 Rohr-Ø [mm] / Pipe Ø [mm]:40 mit Zubehör / with accessories	(6) (85) (146) (69) (58) (80) (140)		27441 01 000 460 85 05 	
	2550, LS 04.03 -		am Zwischenhebel / at the intermediate lever vom 1. zum 2. Zwischenhebel / from 1st to 2nd control arm Radstand [mm] / Wheelbase [mm]:3900 Achsausführung / Axle Version:6x2/4 Baumuster / Type:934.223	(97) (151) (76) (19) (28)	











MERCEDES-BENZ

ACTROS 2527 - 2560 6x2 06.96 -

6 Spurstange / Rod Assembly Führungsstange / Guide Rod beidseitig verstellbar / Adjustable on both sides Länge [mm] / Length [mm]:1465 Konusmaß [mm] / Cone Size [mm]:32 Rohr-Ø [mm] / Pipe Ø [mm]:40 mit Zubehör / with accessories	(9)	23989 01 945 330 02 03			
	(46)	▲ 11394 04			
	(100)	▲ 12280 04			
	(69)				
2540, 2540 L	09.96 - 10.02	Achsausführung / Axle Version:739520 Baumuster / Type:950.213-214/218 Fahrgestellhöhe niedrig 868 mm / height of chassis low 868 mm	(19) (28) (44)		
2543, 2543 L	09.96 - 10.02	Achsausführung / Axle Version:739520 Baumuster / Type:950.213-214 Fahrgestellhöhe niedrig 868 mm / height of chassis low 868 mm	(19) (28) (44)		
2550, LS	04.03 -	Achsausführung / Axle Version:739520, 6x2/4 Baumuster / Type:934.223	(19) (28)		
6 Spurstange / Rod Assembly Führungsstange / Guide Rod beidseitig verstellbar / Adjustable on both sides Länge [mm] / Length [mm]:1625 Konusmaß [mm] / Cone Size [mm]:32 Rohr-Ø [mm] / Pipe Ø [mm]:52 mit Zubehör / with accessories	(9)	23992 01 949 330 02 03			
	(46)	▲ 11394 04			
	(100)	▲ 12280 04			
	(69)				
	(58)				
	(80)				
	(140)				
	2540, 2540 L	09.96 - 10.02		Achsausführung / Axle Version:739570	(19)
	2543, 2543 L	09.96 - 10.02		Schleppachse / Tag Axle mit Doppelbereifung / with dual tyres Baumuster / Type:950.113-114/203-205/208	(84) (132) (28)
	2548, 2548 L	09.96 - 10.02		Achsausführung / Axle Version:739570	(19)
2553, 2553 L	09.96 - 10.02	Baumuster / Type:950.113-114/203-205	(28)		
2554, L	04.03 -	Achsausführung / Axle Version:739.570 Achslast [t] / Axle Load [t]:9,0 Baumuster / Type:930.113	(19) (23) (28)		
2532 L, 25 t	01.03 -				
2541 L	01.03 -				
2544 L	01.03 -				
2546 L	01.03 -				
2550 L	01.03 -				
2554 L	01.03 -	Achsausführung / Axle Version:739.570 Achslast [t] / Axle Load [t]:9,0 1.VA / 1st FA Baumuster / Type:930.201/206	(19) (23) (15) (28)		
6 Spurstange / Rod Assembly Führungsstange / Guide Rod beidseitig verstellbar / Adjustable on both sides Länge [mm] / Length [mm]:1664 Rohr-Ø [mm] / Pipe Ø [mm]:50 Konusmaß [mm] / Cone Size [mm]:32 mit Zubehör / with accessories	(9)	30478 01 942 330 03 03			
	(46)	▲ 11394 04			
	(100)	▲ 12280 04			
	(69)				
	(80)				
2540, 2540 L	09.96 - 10.02	Achsausführung / Axle Version:739543	(19)		
2543, 2543 L	09.96 - 10.02	Schleppachse / Tag Axle	(84)		
2548, 2548 L	09.96 - 10.02	mit Doppelbereifung / with dual tyres	(132)		
2553, 2553 L	09.96 - 10.02	Baumuster / Type:950.113-114	(28)		
6 Spurstange / Rod Assembly Führungsstange / Guide Rod einseitig verstellbar / Adjustable on one side Länge [mm] / Length [mm]:1685 Konusmaß [mm] / Cone Size [mm]:32 Rohr-Ø [mm] / Pipe Ø [mm]:50 mit Zubehör / with accessories	(9)	36540 01 960 330 01 03			
	(46)	21971 01			
	(101)				
	(69)				
	(58)				
	(80)				
	(140)				
	2527 L	07.11 -			
	2530 L	07.11 -			
	2532 L, 26 t	07.11 -			
	2533 L	07.11 -			
	2535 L	07.11 -			
	2536 L	07.11 -			
2540 L	07.11 -				
2543 L	07.11 -				
2545 L	07.11 -				
2551 L	07.11 -				
		Achslast [t] / Axle Load [t]:7,5	(23)		
		Achslast [t] / Axle Load [t]:8	(23)		
		Achslast [t] / Axle Load [t]:9	(23)		
		Achsausführung / Axle Version:739.528/573/575	(19)		
		Scheibenbremse / Disc Brake	(83)		
		für / for:504310 58	(102)		
		Baumuster / Type:963.020	(28)		















MERCEDES-BENZ

ACTROS 2527 - 2560		6x2	06.96 -		
 6 Spurstange / Rod Assembly Führungsstange / Guide Rod einseitig verstellbar / Adjustable on one side Länge [mm] / Length [mm]:1685 Konusmaß [mm] / Cone Size [mm]:32 Rohr-Ø [mm] / Pipe Ø [mm]:52 mit Zubehör / with accessories	(9)			36762 01 960 330 04 03 21971 01 	
	(46)	2527 L	07.11 -	 Achslast [t] / Axle Load [t]:8 Achsausführung / Axle Version:739.505 für / for:504310 57 Baumuster / Type:963.020-021	(23)
	(101)	2530 L	07.11 -		(19)
	(69)	2532 L, 26 t	07.11 -		(102)
	(58)	2533 L	07.11 -		(28)
	(80)	2535 L	07.11 -		
	(140)	2536 L	07.11 -		
		2540 L	07.11 -		
		2542 L	07.11 -		
		2543 L	07.11 -		
	2545 L	07.11 -			
	2551 L	07.11 -			
	2548 L	07.11 -	 Achslast [t] / Axle Load [t]:8 Achsausführung / Axle Version:739.505 für / for:504310 57 Baumuster / Type:963.021	(23)	
 6 Spurstange / Rod Assembly Führungsstange / Guide Rod einseitig verstellbar / Adjustable on one side Länge [mm] / Length [mm]:1735 Konusmaß [mm] / Cone Size [mm]:32 Rohr-Ø [mm] / Pipe Ø [mm]:62 mit Zubehör / with accessories mit Kronenmutter / with crown nut	(9)			37329 01 945 330 00 03 24445 01 37235 01 	
	(46)	2540, 2540 L	09.96 - 10.02	Achsausführung / Axle Version:739520	(19)
	(101)	2543, 2543 L	09.96 - 10.02	Baumuster / Type:950.213-214/218	(28)
	(69)	2550, LS	04.03 -	Achsausführung / Axle Version:739520, 6x2/4 Baumuster / Type:934.223	(19)
 6 Spurstange / Rod Assembly Führungsstange / Guide Rod einseitig verstellbar / Adjustable on one side Länge [mm] / Length [mm]:1735 Konusmaß [mm] / Cone Size [mm]:32 Rohr-Ø [mm] / Pipe Ø [mm]:52 mit Zubehör / with accessories mit Kronenmutter / with crown nut	(9)			37332 01 942 330 00 03 30737 01 37235 01 	
	(46)	2540, 2540 L	09.96 - 10.02	Achsausführung / Axle Version:739510, 739550 Schleppachse / Tag Axle mit Doppelbereifung / with dual tyres Baumuster / Type:950.113-114/203-205/208/213-214/218	(19)
	(101)	2543, 2543 L	09.96 - 10.02	Achsausführung / Axle Version:739510, 739550 mit Doppelbereifung / with dual tyres Baumuster / Type:950.113-114/203-205/208/213-214	(84)
	(69)	2548, 2548 L	09.96 - 10.02	Achsausführung / Axle Version:739510, 739550	(132)
	(58)	2553, 2553 L	09.96 - 10.02	mit Doppelbereifung / with dual tyres Baumuster / Type:950.113-114/203-205	(28)
	(80)	2557 L	09.96 - 10.02	Achsausführung / Axle Version:739510, 739550 Baumuster / Type:950.203	(19)
	(140)	2550, LS	04.03 -	Radstand [mm] / Wheelbase [mm]:2550 Achsausführung / Axle Version:739510, 739550, 6x2/4 Baumuster / Type:934.223	(28)
	(134)	2554, L	04.03 -	Achsausführung / Axle Version:739.510/550 Achslast [t] / Axle Load [t]:7,5 Achslast [t] / Axle Load [t]:8,0 für / for:SKN-L Baumuster / Type:930.113	(76)
		2532 L, 25 t	01.03 -	Achslast [t] / Axle Load [t]:7,5	(19)
		2541 L	01.03 -	Achslast [t] / Axle Load [t]:8,0	(23)
		2544 L	01.03 -	für / for:SKN-L	(23)
		2546 L	01.03 -	Baumuster / Type:930.201/206	(102)
		2550 L	01.03 -		(28)
		2554 L	01.03 -		



MERCEDES-BENZ











ACTROS 2527 - 2560 6x2 06.96 -

 12	Lenker, Radaufhängung / Track Control Arm Längslenker / Trailing Arm Länge [mm] / Length [mm]:754 Lochabstand 1/Lochabstand 2 / Hole Pitch 1/ Hole Pitch 2:100 Bohrung-Ø 1 / Bohrung-Ø 2 [mm] / Bore Ø 1 / Bore Ø 2 [mm]:17/17 Bohrung-Ø [mm] / Bore Ø [mm]:24,2 Lochanzahl / Number of Holes:3 Rohr-Ø [mm] / Pipe Ø [mm]:40 Molekularlager / Molecular Bearing	(5) (70) (69) (67) (30) (33) (68) (80) (71)	22053 01 941 330 00 11 © 22090 01	
	2540, 2540 L	09.96 - 10.02	 1.VA / 1st FA (15) Radstand [mm] / Wheelbase [mm]:4500 (76) Radstand [mm] / Wheelbase [mm]:4800 (76) Radstand [mm] / Wheelbase [mm]:6000 (76) Baumuster / Type:950.213-214/218 (28) Fahrgestellhöhe niedrig 868 mm / height of chassis low 868 mm (44)	
	2540, 2540 L	09.96 - 10.02	 1.VA / 1st FA (15) Radstand [mm] / Wheelbase [mm]:4500 (76) Radstand [mm] / Wheelbase [mm]:4800 (76) Radstand [mm] / Wheelbase [mm]:5100 (76) Radstand [mm] / Wheelbase [mm]:6000 (76) Baumuster / Type:950.203-205/208 (28)	
	2543, 2543 L	09.96 - 10.02	 1.VA / 1st FA (15) Radstand [mm] / Wheelbase [mm]:4500 (76) Radstand [mm] / Wheelbase [mm]:4800 (76) Radstand [mm] / Wheelbase [mm]:5100 (76) Radstand [mm] / Wheelbase [mm]:6000 (76) Baumuster / Type:950.203-205/208 (28)	
	2543, 2543 L	09.96 - 10.02	 1.VA / 1st FA (15) Radstand [mm] / Wheelbase [mm]:4500 (76) Radstand [mm] / Wheelbase [mm]:4800 (76) Baumuster / Type:950.213-214 (28) Fahrgestellhöhe niedrig 868 mm / height of chassis low 868 mm (44)	
	2548, 2548 L 2553, 2553 L	09.96 - 10.02 09.96 - 10.02	 1.VA / 1st FA (15) Radstand [mm] / Wheelbase [mm]:4500 (76) Radstand [mm] / Wheelbase [mm]:4800 (76) Radstand [mm] / Wheelbase [mm]:5100 (76) Radstand [mm] / Wheelbase [mm]:6000 (76) Baumuster / Type:950.203-205/208 (28)	
	2557 L	09.96 - 10.02	 1.VA / 1st FA (15) Radstand [mm] / Wheelbase [mm]:4500 (76) Baumuster / Type:950.203 (28)	
	2532 L, 25 t 2541 L 2544 L 2546 L 2550 L 2554 L	01.03 - 01.03 - 01.03 - 01.03 - 01.03 - 01.03 -	 Baumuster / Type:930.201/206 (28)	
 12	Lenker, Radaufhängung / Track Control Arm Längslenker / Trailing Arm Länge [mm] / Length [mm]:600 Durchmesser [mm] / Diameter [mm]:72 Bohrung-Ø [mm] / Bore Ø [mm]:24,2	(5) (70) (69) (41) (33)	37618 01 960 330 03 11	
	2527 L	07.11 -	 längs / Longitudinal (130) für / for:539238 04 (102) Baumuster / Type:963.021/020 (28)	
	2530 L	07.11 -		
	2532 L, 26 t	07.11 -		
	2533 L	07.11 -		
	2535 L	07.11 -		
	2536 L	07.11 -		
	2540 L	07.11 -		
	2542 L	07.11 -		
	2543 L	07.11 -		
	2545 L	07.11 -		
	2548 L	07.11 -		
2551 L	07.11 -			



MERCEDES-BENZ






ACTROS 2527 - 2560 6x2 06.96 -

12	Lenker, Radaufhängung / Track Control Arm Längslenker / Trailing Arm Länge [mm] / Length [mm]:860 Bohrung-Ø 1 / Bohrung-Ø 2 [mm] / Bore Ø 1 / Bore Ø 2 [mm]:17/17 Lochabstand 1/Lochabstand 2 / Hole Pitch 1/ Hole Pitch 2:100/100	(5) (70) (69) (30) (67)	37619 01 960 330 01 07 
	2527 L 07.11 - 2530 L 07.11 - 2532 L, 26 t 07.11 - 2533 L 07.11 - 2535 L 07.11 - 2536 L 07.11 - 2540 L 07.11 - 2542 L 07.11 - 2543 L 07.11 - 2545 L 07.11 - 2548 L 07.11 - 2551 L 07.11 -		 für / for:539241 02 (102) Baumuster / Type:963.020-021 (28)
19	Lenker, Radaufhängung / Track Control Arm Querlenker / Control Arm Länge [mm] / Length [mm]:845 Rohr-Ø [mm] / Pipe Ø [mm]:62 Bohrung-Ø 1 / Bohrung-Ø 2 [mm] / Bore Ø 1 / Bore Ø 2 [mm]:17/17 Lochabstand 1/Lochabstand 2 / Hole Pitch 1/ Hole Pitch 2:100/100 Molekularlager / Molecular Bearing	(5) (75) (69) (80) (30) (67) (71)	22092 01 941 330 00 07 ® 22090 01 
	2540, 2540 L 09.96 - 10.02		 1.VA / 1st FA (15) Radstand [mm] / Wheelbase [mm]:4500 (76) Radstand [mm] / Wheelbase [mm]:4800 (76) Radstand [mm] / Wheelbase [mm]:6000 (76) Baumuster / Type:950.213-214/218 (28) Fahrgestellhöhe niedrig 868 mm / height of chassis low 868 mm (44)
	2540, 2540 L 09.96 - 10.02		 1.VA / 1st FA (15) Radstand [mm] / Wheelbase [mm]:4500 (76) Radstand [mm] / Wheelbase [mm]:4800 (76) Radstand [mm] / Wheelbase [mm]:5100 (76) Radstand [mm] / Wheelbase [mm]:6000 (76) Baumuster / Type:950.203-205/208 (28)
	2543, 2543 L 09.96 - 10.02		 1.VA / 1st FA (15) Radstand [mm] / Wheelbase [mm]:4500 (76) Radstand [mm] / Wheelbase [mm]:4800 (76) Baumuster / Type:950.213-214 (28) Fahrgestellhöhe niedrig 868 mm / height of chassis low 868 mm (44)
	2543, 2543 L 09.96 - 10.02		 1.VA / 1st FA (15) Radstand [mm] / Wheelbase [mm]:4500 (76) Radstand [mm] / Wheelbase [mm]:4800 (76) Radstand [mm] / Wheelbase [mm]:5100 (76) Radstand [mm] / Wheelbase [mm]:6000 (76) Baumuster / Type:950.203-205/208 (28)
	2548, 2548 L 09.96 - 10.02 2553, 2553 L 09.96 - 10.02		 1.VA / 1st FA (15) Radstand [mm] / Wheelbase [mm]:4500 (76) Radstand [mm] / Wheelbase [mm]:4800 (76) Radstand [mm] / Wheelbase [mm]:5100 (76) Radstand [mm] / Wheelbase [mm]:6000 (76) Baumuster / Type:950.203-205/208 (28)
	2557 L 09.96 - 10.02		 1.VA / 1st FA (15) Radstand [mm] / Wheelbase [mm]:4500 (76) Baumuster / Type:950.203 (28)
	2532 L, 25 t 01.03 - 2541 L 01.03 - 2544 L 01.03 - 2546 L 01.03 - 2550 L 01.03 - 2554 L 01.03 -		 Baumuster / Type:930.201/206 (28)



MERCEDES-BENZ










ACTROS 2527 - 2560 6x2 06.96 -

5	Spurstangenkopf / Tie Rod End am Lenkzylinder / at steering cylinder Länge [mm] / Length [mm]:95 Konusmaß [mm] / Cone Size [mm]:30 Gewindemaß / Thread Size:M26x1,5 mit Rechtsgewinde / with right-hand thread Innengewinde / Inner Thread	(10) (95) (69) (58) (49) (137) (54)	19537 01 002 460 09 48 
	2540, 2540 L	09.96 - 10.02	Schleppachse / Tag Axle (84)
	2543, 2543 L	09.96 - 10.02	Baumuster / Type:950.203-205 (28)
	2548, 2548 L	09.96 - 10.02	
	2553, 2553 L	09.96 - 10.02	
	2557 L	09.96 - 10.02	Schleppachse / Tag Axle (84)
			Baumuster / Type:950.203 (28)
	2550, LS	04.03 -	Schleppachse / Tag Axle (84)
			Baumuster / Type:934.223 (28)
7	Spurstange / Rod Assembly Führungsstange / Guide Rod beidseitig verstellbar / Adjustable on both sides Länge [mm] / Length [mm]:1596 Konusmaß [mm] / Cone Size [mm]:32 Rohr-Ø [mm] / Pipe Ø [mm]:50 mit Zubehör / with accessories	(9) (46) (100) (69) (58) (80) (140)	23994 01 949 330 17 03  ▲ 11394 04 ▲ 12280 04
	2540, 2540 L	09.96 - 10.02	Schleppachse / Tag Axle (84)
	2543, 2543 L	09.96 - 10.02	Achsausführung / Axle Version:749109 (19)
	2548, 2548 L	09.96 - 10.02	Radstand [mm] / Wheelbase [mm]:4500 (76)
	2553, 2553 L	09.96 - 10.02	Radstand [mm] / Wheelbase [mm]:4800 (76)
			Radstand [mm] / Wheelbase [mm]:5100 (76)
			Baumuster / Type:950.203-205 (28)
	2557 L	09.96 - 10.02	Schleppachse / Tag Axle (84)
			Achsausführung / Axle Version:749109 (19)
			Radstand [mm] / Wheelbase [mm]:4500 (76)
			Baumuster / Type:950.203 (28)
7	Spurstange / Rod Assembly Schubstange / Push Rod Führungsstange / Guide Rod beidseitig verstellbar / Adjustable on both sides Länge [mm] / Length [mm]:1281 Konusmaß [mm] / Cone Size [mm]:30 Rohr-Ø [mm] / Pipe Ø [mm]:38 mit Zubehör / with accessories	(9) (85) (46) (100) (69) (58) (80) (140)	24311 01 357 460 35 05  ▲ 11505 03 ▲ 11492 03
	2532 L, 25 t	01.03 -	Schleppachse / Tag Axle (84)
	2541 L	01.03 -	Lenkachse / Steering Axle (61)
	2544 L	01.03 -	Achslast [t] / Axle Load [t]:7,5 (23)
	2546 L	01.03 -	Baumuster / Type:930.201/206 (28)
	2550 L	01.03 -	
	2554 L	01.03 -	
10	Lenker, Radaufhängung / Track Control Arm Längslenker / Trailing Arm nicht verstellbar / not adjustable Länge [mm] / Length [mm]:755 Lochabstand 1/Lochabstand 2 / Hole Pitch 1/ Hole Pitch 2:100/100 Bohrung-Ø 1 / Bohrung-Ø 2 [mm] / Bore Ø 1 / Bore Ø 2 [mm]:17/17 Rohr-Ø [mm] / Pipe Ø [mm]:58 Molekularlager / Molecular Bearing	(5) (70) (146) (69) (67) (30) (80) (71)	22054 01 945 330 00 11 © 22090 01 
	2550, LS	04.03 -	Vorlaufachse / Leading Axle (88)
			Radstand [mm] / Wheelbase [mm]:3900 (76)
			Achsausführung / Axle Version:6x2/4 (19)
			Baumuster / Type:934.223 (28)
20	Lenker, Radaufhängung / Track Control Arm Querlenker / Control Arm Länge [mm] / Length [mm]:850 Rohr-Ø [mm] / Pipe Ø [mm]:62 Bohrung-Ø 1 / Bohrung-Ø 2 [mm] / Bore Ø 1 / Bore Ø 2 [mm]:17/17 Lochabstand 1/Lochabstand 2 / Hole Pitch 1/ Hole Pitch 2:100/100 Molekularlager / Molecular Bearing	(5) (75) (69) (80) (30) (67) (71)	22055 01 945 330 00 07 © 22090 01 
	2550, LS	04.03 -	Vorlaufachse / Leading Axle (88)
			Radstand [mm] / Wheelbase [mm]:3900 (76)
			Achsausführung / Axle Version:6X2/4 (19)
			Baumuster / Type:934.223 (28)








MERCEDES-BENZ

ACTROS 2527 - 2560 6x2 06.96 -

 8	Lenker, Radaufhängung / Track Control Arm Dreieckslenker (Nfz) / Wishbone (CV) Länge [mm] / Length [mm]:622 Rohr-Ø [mm] / Pipe Ø [mm]:46 Bohrung-Ø 1 / Bohrung-Ø 2 [mm] / Bore Ø 1 / Bore Ø 2 [mm]:25/25/25 Lochabstand 1/Lochabstand 2 / Hole Pitch 1/ Hole Pitch 2:152/130/130 Molekularlager / Molecular Bearing	(5) (38) (69) (80) (30) (67) (71)	21168 01 942 350 15 05 © 30587 01 © 30589 01	
	2540, 2540 L	09.96 - 10.02	 1.HA / 1st RA (14) ->Chass. K 864073 Radstand [mm] / Wheelbase [mm]:4500 (76) Radstand [mm] / Wheelbase [mm]:4800 (76) Radstand [mm] / Wheelbase [mm]:6000 (76) Baumuster / Type:950.213-214/218 (28) Fahrgestellhöhe niedrig 868 mm / height of chassis low 868 mm (44)	
	2540, 2540 L	09.96 - 10.02	 1.HA / 1st RA (14) ->Chass. K 864073 Radstand [mm] / Wheelbase [mm]:4500 (76) Radstand [mm] / Wheelbase [mm]:4800 (76) Radstand [mm] / Wheelbase [mm]:5400 (76) für Fzg. mit zul. Gesamtgewicht [t] / for vehicles with permissible total weight [t]:26 (121) Achsausführung / Axle Version:6x4 (19) Baumuster / Type:950.242-244 (28)	
	2540, 2540 L	09.96 - 10.02	 1.HA / 1st RA (14) ->Chass. K 864073 Radstand [mm] / Wheelbase [mm]:4500 (76) Radstand [mm] / Wheelbase [mm]:4800 (76) Radstand [mm] / Wheelbase [mm]:5100 (76) Radstand [mm] / Wheelbase [mm]:6000 (76) Baumuster / Type:950.203-205/208 (28)	
	2543, 2543 L	09.96 - 10.02	 1.HA / 1st RA (14) ->Chass. K 864073 Radstand [mm] / Wheelbase [mm]:4500 (76) Radstand [mm] / Wheelbase [mm]:4800 (76) Radstand [mm] / Wheelbase [mm]:5100 (76) Radstand [mm] / Wheelbase [mm]:6000 (76) Baumuster / Type:950.203-205/208 (28)	
	2543, 2543 L	09.96 - 10.02	 1.HA / 1st RA (14) ->Chass. K 864073 Radstand [mm] / Wheelbase [mm]:4500 (76) Radstand [mm] / Wheelbase [mm]:4800 (76) Baumuster / Type:950.213-214 (28) Fahrgestellhöhe niedrig 868 mm / height of chassis low 868 mm (44)	
	2543, 2543 L	09.96 - 10.02	 1.HA / 1st RA (14) ->Chass. K 864073 Radstand [mm] / Wheelbase [mm]:4500 (76) Radstand [mm] / Wheelbase [mm]:4800 (76) Radstand [mm] / Wheelbase [mm]:5400 (76) für Fzg. mit zul. Gesamtgewicht [t] / for vehicles with permissible total weight [t]:26 (121) Achsausführung / Axle Version:6x4 (19) Baumuster / Type:950.242-244 (28)	
	2548, 2548 L 2553, 2553 L	09.96 - 10.02 09.96 - 10.02	 1.HA / 1st RA (14) ->Chass. K 864073 Radstand [mm] / Wheelbase [mm]:4500 (76) Radstand [mm] / Wheelbase [mm]:4800 (76) Radstand [mm] / Wheelbase [mm]:5400 (76) für Fzg. mit zul. Gesamtgewicht [t] / for vehicles with permissible total weight [t]:26 (121) Achsausführung / Axle Version:6x4 (19) Baumuster / Type:950.242-244 (28)	

MERCEDES-BENZ




ACTROS 2527 - 2560 6x2 06.96 -

 8	Lenker, Radaufhängung / Track Control Arm		(5)	21168 01 942 350 15 05 © 30587 01 © 30589 01 
	Dreieckslenker (Nfz) / Wishbone (CV)		(38)	
	Länge [mm] / Length [mm]:622		(69)	
	Rohr-Ø [mm] / Pipe Ø [mm]:46		(80)	
Bohrung-Ø 1 / Bohrung-Ø 2 [mm] / Bore Ø 1 / Bore Ø 2 [mm]:25/25/25		(30)		
Lochabstand 1/Lochabstand 2 / Hole Pitch 1/ Hole Pitch 2:152/130/130		(67)		
Molekularlager / Molecular Bearing		(71)		
2548, 2548 L	09.96 - 10.02		1.HA / 1st RA (14)	
2553, 2553 L	09.96 - 10.02		->Chass. K 864073	
			Radstand [mm] / Wheelbase [mm]:4500 (76)	
			Radstand [mm] / Wheelbase [mm]:4800 (76)	
			Radstand [mm] / Wheelbase [mm]:5100 (76)	
			Radstand [mm] / Wheelbase [mm]:6000 (76)	
			Baumuster / Type:950.203-205/208 (28)	
2557 L	09.96 - 10.02		1.HA / 1st RA (14)	
			->Chass. K 864073	
			Radstand [mm] / Wheelbase [mm]:4500 (76)	
			Baumuster / Type:950.203 (28)	
2532 L, 25 t	01.03 -		Antriebsachse / Drive Axle (25)	
2541 L	01.03 -		Baumuster / Type:930.201/206 (28)	
2544 L	01.03 -			
2546 L	01.03 -			
2550 L	01.03 -			
2554 L	01.03 -			



MERCEDES-BENZ








ACTROS 2527 - 2560 6x2 06.96 -

 8	Lenker, Radaufhängung / Track Control Arm Dreieckslenker (Nfz) / Wishbone (CV) Länge [mm] / Length [mm]:622 Rohr-Ø [mm] / Pipe Ø [mm]:46 Bohrung-Ø 1 / Bohrung-Ø 2 [mm] / Bore Ø 1 / Bore Ø 2 [mm]:23/23/25 Lochabstand 1/Lochabstand 2 / Hole Pitch 1/ Hole Pitch 2:130/130/152 Molekularlager / Molecular Bearing	(5) (38) (69) (80) (30) (67) (71)	23065 01 942 350 16 05 © 30586 01 © 23841 01	
	2540, 2540 L	09.96 - 10.02	Schleppachse / Tag Axle für Fahrzeuge mit Liftachse / for vehicles with lift axle Radstand [mm] / Wheelbase [mm]:4500 Radstand [mm] / Wheelbase [mm]:4800 Radstand [mm] / Wheelbase [mm]:5100 Radstand [mm] / Wheelbase [mm]:6000 Baumuster / Type:950.203-205/208	(84) (107) (76) (76) (76) (76) (28)
	2540, 2540 L	09.96 - 10.02	Schleppachse / Tag Axle für Fahrzeuge mit Liftachse / for vehicles with lift axle Radstand [mm] / Wheelbase [mm]:4500 Radstand [mm] / Wheelbase [mm]:4800 Radstand [mm] / Wheelbase [mm]:5100 Radstand [mm] / Wheelbase [mm]:6000 Baumuster / Type:950.213-214/218 Fahrgestellhöhe niedrig 868 mm / height of chassis low 868 mm	(84) (107) (76) (76) (76) (76) (28) (44)
	2543, 2543 L	09.96 - 10.02	Schleppachse / Tag Axle für Fahrzeuge mit Liftachse / for vehicles with lift axle Radstand [mm] / Wheelbase [mm]:4500 Radstand [mm] / Wheelbase [mm]:4800 Radstand [mm] / Wheelbase [mm]:5100 Baumuster / Type:950.213-214 Fahrgestellhöhe niedrig 868 mm / height of chassis low 868 mm	(84) (107) (76) (76) (76) (28) (44)
	2543, 2543 L	09.96 - 10.02	Schleppachse / Tag Axle für Fahrzeuge mit Liftachse / for vehicles with lift axle Radstand [mm] / Wheelbase [mm]:4500 Radstand [mm] / Wheelbase [mm]:4800 Radstand [mm] / Wheelbase [mm]:5100 Radstand [mm] / Wheelbase [mm]:6000 Baumuster / Type:950.203-205/208	(84) (107) (76) (76) (76) (76) (28)
	2548, 2548 L 2553, 2553 L	09.96 - 10.02 09.96 - 10.02	Schleppachse / Tag Axle für Fahrzeuge mit Liftachse / for vehicles with lift axle Radstand [mm] / Wheelbase [mm]:4500 Radstand [mm] / Wheelbase [mm]:4800 Radstand [mm] / Wheelbase [mm]:5100 Radstand [mm] / Wheelbase [mm]:6000 Baumuster / Type:950.203-205/208	(84) (107) (76) (76) (76) (76) (28)
	2557 L	09.96 - 10.02	Schleppachse / Tag Axle für Fahrzeuge mit Liftachse / for vehicles with lift axle Radstand [mm] / Wheelbase [mm]:4500 Radstand [mm] / Wheelbase [mm]:4800 Radstand [mm] / Wheelbase [mm]:5100 Radstand [mm] / Wheelbase [mm]:6000 Baumuster / Type:950.203	(84) (107) (76) (76) (76) (76) (28)
	2532 L, 25 t 2541 L 2544 L 2546 L 2550 L 2554 L	01.03 - 01.03 - 01.03 - 01.03 - 01.03 - 01.03 -	 Schleppachse / Tag Axle für Fahrzeuge mit Liftachse / for vehicles with lift axle Baumuster / Type:930.201/206	(84) (107) (28)



MERCEDES-BENZ

ACTROS 2527 - 2560 6x2 06.96 -

 8	Lenker, Radaufhängung / Track Control Arm Dreieckslenker (Nfz) / Wishbone (CV) Länge [mm] / Length [mm]:565 Bohrung-Ø 1 / Bohrung-Ø 2 [mm] / Bore Ø 1 / Bore Ø 2 [mm]:25/25/25 Lochabstand 1/Lochabstand 2 / Hole Pitch 1/ Hole Pitch 2:130/130/152 Molekularlager / Molecular Bearing	(5) (38) (69) (30) (67) (71)	23066 01 947 350 05 05 © 34704 01	
	2540, 2540 L 09.96 - 10.02 2543, 2543 L 09.96 - 10.02		1.HA / 1st RA (14) 2.HA / 2nd RA (16) Radstand [mm] / Wheelbase [mm]:4500 (76) Radstand [mm] / Wheelbase [mm]:4800 (76) Baumuster / Type:950.213-214 (28) Fahrgestellhöhe niedrig 868 mm / height of chassis low 868 mm (44)	
	2540, 2540 L 09.96 - 10.02 2543, 2543 L 09.96 - 10.02		1.HA / 1st RA (14) 2.HA / 2nd RA (16) Radstand [mm] / Wheelbase [mm]:4500 (76) Radstand [mm] / Wheelbase [mm]:4800 (76) Radstand [mm] / Wheelbase [mm]:5100 (76) Radstand [mm] / Wheelbase [mm]:6000 (76) Baumuster / Type:950.203-205/208 (28)	
	2548, 2548 L 09.96 - 10.02 2553, 2553 L 09.96 - 10.02 2557 L 09.96 - 10.02		1.HA / 1st RA (14) 2.HA / 2nd RA (16) Radstand [mm] / Wheelbase [mm]:4500 (76) Radstand [mm] / Wheelbase [mm]:4800 (76) Radstand [mm] / Wheelbase [mm]:5100 (76) Radstand [mm] / Wheelbase [mm]:6000 (76) Baumuster / Type:950.203-205/208 (28)	
 8	Lenker, Radaufhängung / Track Control Arm Dreieckslenker (Nfz) / Wishbone (CV) Länge [mm] / Length [mm]:622 Rohr-Ø [mm] / Pipe Ø [mm]:46 Bohrung-Ø 1 / Bohrung-Ø 2 [mm] / Bore Ø 1 / Bore Ø 2 [mm]:25/23/23 Lochabstand 1/Lochabstand 2 / Hole Pitch 1/ Hole Pitch 2:152/130/130 Molekularlager / Molecular Bearing	(5) (38) (69) (80) (30) (67) (71)	31887 01 942 350 12 05 © 30588 01	
	2550, LS 04.03 -		 Radstand [mm] / Wheelbase [mm]:2550 (76) für Fzg. mit zul. Gesamtgewicht [t] / for vehicles with permissible total weight [t]:24 (121) Achsausführung / Axle Version:6X2/4 (19) Baumuster / Type:934.223 (28)	
	2527 L 07.11 - 2530 L 07.11 - 2532 L, 26 t 07.11 - 2533 L 07.11 - 2535 L 07.11 - 2536 L 07.11 - 2540 L 07.11 - 2543 L 07.11 - 2545 L 07.11 - 2551 L 07.11 -		 Antriebsachse / Drive Axle (25) für / for:539148 01 (102) Baumuster / Type:963.020-021 (28)	
	2527 LS 07.11 - 2530 LS 07.11 - 2532 LS 07.11 - 2533 LS 07.11 - 2535 LS 07.11 - 2536 LS 07.11 - 2540 LS 07.11 - 2542 LS 07.11 - 2543 LS 07.11 - 2545 LS 07.11 - 2548 LS 07.11 - 2551 LS 07.11 -		 Antriebsachse / Drive Axle (25) Baumuster / Type:963.420 (28)	

Pos










Ref.



MERCEDES-BENZ

ACTROS 2527 - 2560 6x2 06.96 -

 8	Lenker, Radaufhängung / Track Control Arm Dreieckslenker (Nfz) / Wishbone (CV) Länge [mm] / Length [mm]:568 Rohr-Ø [mm] / Pipe Ø [mm]:46 Bohrung-Ø 1 / Bohrung-Ø 2 [mm] / Bore Ø 1 / Bore Ø 2 [mm]:23/23/25 Lochabstand 1/Lochabstand 2 / Hole Pitch 1/ Hole Pitch 2:130/130/152 Molekularlager / Molecular Bearing	(5) (38) (69) (80) (30) (67) (71)	37620 01 960 350 04 05 
	2527 L 07.11 - 2530 L 07.11 - 2532 L, 26 t 07.11 - 2533 L 07.11 - 2535 L 07.11 - 2536 L 07.11 - 2540 L 07.11 - 2542 L 07.11 - 2543 L 07.11 - 2545 L 07.11 - 2548 L 07.11 - 2551 L 07.11 -	 für / for:539272 02/04 Baumuster / Type:963.020-021	(102) (28)
	2527 LS 07.11 - 2530 LS 07.11 - 2532 LS 07.11 - 2533 LS 07.11 - 2535 LS 07.11 - 2536 LS 07.11 - 2540 LS 07.11 - 2542 LS 07.11 - 2543 LS 07.11 - 2545 LS 07.11 - 2548 LS 07.11 - 2551 LS 07.11 -	 für / for:539272 02/04 Baumuster / Type:963.420	(102) (28)
	Kugelkopf, Schaltgestänge Ball Head, gearshift linkage Länge [mm] / Length [mm]:55 Konusmaß [mm] / Cone Size [mm]:10 Aussengewinde [mm] / Outer Thread [mm]:M14x1,5 mit Rechtsgewinde / with right-hand thread	(3) (69) (58) (27) (137)	19465 01 000 996 70 45 
	2540, 2540 L 09.96 - 10.02 2543, 2543 L 09.96 - 10.02 2548, 2548 L 09.96 - 10.02 2553, 2553 L 09.96 - 10.02 2557 L 09.96 - 10.02		
	Kugelkopf, Schaltgestänge Ball Head, gearshift linkage Länge [mm] / Length [mm]:45 Konusmaß [mm] / Cone Size [mm]:12 Innengewinde [mm] / Inner Thread [mm]:M12 mit Linksgewinde / with left-hand thread Gewindemaß / Thread Size:M10	(3) (69) (58) (55) (135) (49)	21691 01 000 996 67 45 
	2540, 2540 L 09.96 - 10.02 2543, 2543 L 09.96 - 10.02 2548, 2548 L 09.96 - 10.02 2553, 2553 L 09.96 - 10.02 2557 L 09.96 - 10.02		
	Kugelkopf, Schaltgestänge Ball Head, gearshift linkage Länge [mm] / Length [mm]:59 Konusmaß [mm] / Cone Size [mm]:10 Innengewinde [mm] / Inner Thread [mm]:M12 mit Rechtsgewinde / with right-hand thread Gewindemaß / Thread Size:M10	(3) (69) (58) (55) (137) (49)	21696 01 000 996 66 45 
	2540, 2540 L 09.96 - 10.02 2543, 2543 L 09.96 - 10.02 2548, 2548 L 09.96 - 10.02 2553, 2553 L 09.96 - 10.02 2557 L 09.96 - 10.02		




MERCEDES-BENZ

ACTROS 2527 - 2560

6x2













06.96 -

	<p>Kugelkopf, Schaltgestänge Ball Head, gearshift linkage Länge [mm] / Length [mm]:55 Konusmaß [mm] / Cone Size [mm]:12 Aussengewinde [mm] / Outer Thread [mm]:M14x1,5 mit Rechtsgewinde / with right-hand thread</p>	<p>(3) (69) (58) (27) (137)</p>	<p>22721 01 000 268 59 89</p> 
	<p>2540, 2540 L 2543, 2543 L 2548, 2548 L 2553, 2553 L 2557 L</p>	<p>09.96 - 10.02 09.96 - 10.02 09.96 - 10.02 09.96 - 10.02 09.96 - 10.02</p>	



MERCEDES-BENZ



ACTROS 2527 - 2560 6x2/2/4 06.96 -

 1	Lenkstange / Centre Rod Assembly Schubstange / Push Rod einseitig verstellbar / Adjustable on one side Länge [mm] / Length [mm]:879 Konusmaß [mm] / Cone Size [mm]:30 Rohr-Ø [mm] / Pipe Ø [mm]:42 mit Zubehör / with accessories	(6) (85) (101) (69) (58) (80) (140)	19904 01 11505 03		001 460 67 05
	2531, 2531 L	09.96 - 10.02		Lenkstockhebel zur 1. VA / Pitman Arm to 1st FA (66) Scheibenbremse / Disc Brake (83) 1.VA / 1st FA (15) Radstand [mm] / Wheelbase [mm]:4500 (76) Radstand [mm] / Wheelbase [mm]:4800 (76) Radstand [mm] / Wheelbase [mm]:5100 (76) Radstand [mm] / Wheelbase [mm]:6000 (76) Achsausführung / Axle Version:6x2 (19) Baumuster / Type:950.203-205/208 (28)	
	2531, 2531 L	09.96 - 10.02		Lenkstockhebel zur 1. VA / Pitman Arm to 1st FA (66) Scheibenbremse / Disc Brake (83) Radstand [mm] / Wheelbase [mm]:4500 (76) Radstand [mm] / Wheelbase [mm]:4800 (76) Schleppachse / Tag Axle (84) mit Doppelbereifung / with dual tyres (132) Achsausführung / Axle Version:6x2 (19) Baumuster / Type:950.113-114 (28)	
	2535 L	09.96 - 10.02		Lenkstockhebel zur 1. VA / Pitman Arm to 1st FA (66) Scheibenbremse / Disc Brake (83) 1.VA / 1st FA (15) Radstand [mm] / Wheelbase [mm]:3150 (76) Achsausführung / Axle Version:6x2/4 (19) Baumuster / Type:950.223 (28)	
	2535 L	09.96 - 10.02		Lenkstockhebel zur 1. VA / Pitman Arm to 1st FA (66) Scheibenbremse / Disc Brake (83) Radstand [mm] / Wheelbase [mm]:4500 (76) Radstand [mm] / Wheelbase [mm]:4800 (76) Radstand [mm] / Wheelbase [mm]:5100 (76) Radstand [mm] / Wheelbase [mm]:6000 (76) Achsausführung / Axle Version:6x2 (19) Baumuster / Type:950.203-205/223 (28)	
	2535 L	09.96 - 10.02		Lenkstockhebel zur 1. VA / Pitman Arm to 1st FA (66) Scheibenbremse / Disc Brake (83) 1.VA / 1st FA (15) Radstand [mm] / Wheelbase [mm]:4500 (76) Radstand [mm] / Wheelbase [mm]:4800 (76) Radstand [mm] / Wheelbase [mm]:5100 (76) Radstand [mm] / Wheelbase [mm]:6000 (76) Achsausführung / Axle Version:6x2 (19) Baumuster / Type:950.203-205/208 (28)	
	2535 L	09.96 - 10.02		Lenkstockhebel zur 1. VA / Pitman Arm to 1st FA (66) Scheibenbremse / Disc Brake (83) 1.VA / 1st FA (15) Radstand [mm] / Wheelbase [mm]:4500 (76) Radstand [mm] / Wheelbase [mm]:4800 (76) Radstand [mm] / Wheelbase [mm]:5100 (76) Radstand [mm] / Wheelbase [mm]:6000 (76) Achsausführung / Axle Version:6x2 (19) Baumuster / Type:950.203-205/208 (28)	
 1	Lenkstange / Centre Rod Assembly Schubstange / Push Rod einseitig verstellbar / Adjustable on one side Länge [mm] / Length [mm]:873 Konusmaß [mm] / Cone Size [mm]:30 Rohr-Ø [mm] / Pipe Ø [mm]:40 mit Zubehör / with accessories	(6) (85) (101) (69) (58) (80) (140)	21412 01 11505 03		000 460 93 05
	2531, 2531 L	09.96 - 10.02		Lenkstockhebel zur 1. VA / Pitman Arm to 1st FA (66) 1.VA / 1st FA (15) Scheibenbremse / Disc Brake (83) für / for:508063 03 (102) Baumuster / Type:950.203-205 (28)	
2535 L	09.96 - 10.02		Lenkstockhebel zur 1. VA / Pitman Arm to 1st FA (66) 1.VA / 1st FA (15) Scheibenbremse / Disc Brake (83) für / for:508063 03 (102) Baumuster / Type:950.203-205/213-214 (28)		



MERCEDES-BENZ










ACTROS 2527 - 2560 6x2/2/4 06.96 -

1	Lenkstange / Centre Rod Assembly Schubstange / Push Rod einseitig verstellbar / Adjustable on one side Länge [mm] / Length [mm]:866 Konusmaß [mm] / Cone Size [mm]:30 Rohr-Ø [mm] / Pipe Ø [mm]:38 mit Zubehör / with accessories	(6) (85) (101) (69) (58) (80) (140)	23469 01 001 460 98 05  11505 03
	2531, 2531 L 09.96 - 10.02		Lenkstockhebel zur 1. VA / Pitman Arm to 1st FA (66) 1.VA / 1st FA (15) Scheibenbremse / Disc Brake (83) Radstand [mm] / Wheelbase [mm]:4500 (76) Radstand [mm] / Wheelbase [mm]:4800 (76) Schleppachse / Tag Axle (84) mit Doppelbereifung / with dual tyres (132) Achsausführung / Axle Version:6x2 (19) Baumuster / Type:950.113-114 (28)
	2531, 2531 L 09.96 - 10.02		Lenkstockhebel zur 1. VA / Pitman Arm to 1st FA (66) 1.VA / 1st FA (15) Scheibenbremse / Disc Brake (83) Radstand [mm] / Wheelbase [mm]:4500 (76) Radstand [mm] / Wheelbase [mm]:4800 (76) Radstand [mm] / Wheelbase [mm]:5100 (76) Radstand [mm] / Wheelbase [mm]:6000 (76) Achsausführung / Axle Version:6x2 (19) Baumuster / Type:950.203-205/208 (28)
1	Lenkstange / Centre Rod Assembly Schubstange / Push Rod einseitig verstellbar / Adjustable on one side Länge [mm] / Length [mm]:879 Konusmaß [mm] / Cone Size [mm]:28,6 Rohr-Ø [mm] / Pipe Ø [mm]:36 mit Zubehör / with accessories mit Sicherungsmutter / with lock nut	(6) (85) (101) (69) (58) (80) (140) (138)	24243 01 002 460 44 05  23077 01
	2531, 2531 L 09.96 - 10.02		Lenkstockhebel zur 1. VA / Pitman Arm to 1st FA (66) Radstand [mm] / Wheelbase [mm]:4800 (76) 1.VA / 1st FA (15) Achsausführung / Axle Version:6x2 (19) Baumuster / Type:950.114 (28)
	2531, 2531 L 09.96 - 10.02		Lenkstockhebel zur 1. VA / Pitman Arm to 1st FA (66) Radstand [mm] / Wheelbase [mm]:4500 (76) 1.VA / 1st FA (15) für Fzg. mit zul. Gesamtgewicht [t] / for vehicles with permissible total weight [t]:26 (121) Achsausführung / Axle Version:6x2 (19) Schleppachse / Tag Axle (84) mit Doppelbereifung / with dual tyres (132) Baumuster / Type:950.113 (28)
	2535 L 09.96 - 10.02		Lenkstockhebel zur 1. VA / Pitman Arm to 1st FA (66) Radstand [mm] / Wheelbase [mm]:4500 (76) 1.VA / 1st FA (15) Achsausführung / Axle Version:6x2 (19) Baumuster / Type:950.213 (28) Fahrgestellhöhe niedrig 868 mm / height of chassis low 868 mm (44)



MERCEDES-BENZ

ACTROS 2527 - 2560 6x2/2/4 06.96 -

1	Lenkstange / Centre Rod Assembly Schubstange / Push Rod einseitig verstellbar / Adjustable on one side Länge [mm] / Length [mm]:876 Konusmaß [mm] / Cone Size [mm]:28,6 Rohr-Ø [mm] / Pipe Ø [mm]:40 mit Zubehör / with accessories	(6) (85) (101) (69) (58) (80) (140)	24244 01 002 460 48 05  27623 01
	2535 L 09.96 - 10.02		 Lenkstockhebel zur 1. VA / Pitman Arm to 1st FA (66) 1.VA / 1st FA (15) Radstand [mm] / Wheelbase [mm]:4500 (76) Radstand [mm] / Wheelbase [mm]:4800 (76) Radstand [mm] / Wheelbase [mm]:6000 (76) Achsausführung / Axle Version:6x2 (19) Baumuster / Type:950.213-214/218 (28) Fahrgestellhöhe niedrig 868 mm / height of chassis low 868 mm (44)
	2535 L 09.96 - 10.02		 Lenkstockhebel zur 1. VA / Pitman Arm to 1st FA (66) 1.VA / 1st FA (15) Radstand [mm] / Wheelbase [mm]:6000 (76) Achsausführung / Axle Version:6x2/4 (19) Baumuster / Type:950.226 (28)
	2532, L, LL 04.03 - 2536, L, LL 04.03 - 2541, L, LL 04.03 - 2544, L, LL 04.03 - 2548, L, LL 04.03 -		 Lenkstockhebel zur 1. VA / Pitman Arm to 1st FA (66) 1.VA / 1st FA (15) Radstand [mm] / Wheelbase [mm]:4200 (76) Radstand [mm] / Wheelbase [mm]:4500 (76) Radstand [mm] / Wheelbase [mm]:4800 (76) Radstand [mm] / Wheelbase [mm]:5100 (76) Radstand [mm] / Wheelbase [mm]:6000 (76) Achsausführung / Axle Version:6x2 (19) Baumuster / Type:930.202-205/208 (28)
	2532, L, LL 04.03 - 2536, L, LL 04.03 - 2541, L, LL 04.03 - 2544, L, LL 04.03 - 2548, L, LL 04.03 -		 Lenkstockhebel zur 1. VA / Pitman Arm to 1st FA (66) Radstand [mm] / Wheelbase [mm]:4500 (76) Radstand [mm] / Wheelbase [mm]:4800 (76) Radstand [mm] / Wheelbase [mm]:5100 (76) Radstand [mm] / Wheelbase [mm]:6000 (76) Achsausführung / Axle Version:6x2 (19) Baumuster / Type:930.213-215/218 (28) Fahrgestellhöhe niedrig 868 mm / height of chassis low 868 mm (44)
	2546, L, LL 04.03 -		 Lenkstockhebel zur 1. VA / Pitman Arm to 1st FA (66) 1.VA / 1st FA (15) Radstand [mm] / Wheelbase [mm]:4200 (76) Radstand [mm] / Wheelbase [mm]:4500 (76) Radstand [mm] / Wheelbase [mm]:4800 (76) Radstand [mm] / Wheelbase [mm]:5100 (76) Achsausführung / Axle Version:6x2 (19) Baumuster / Type:930.202-205 (28)
	2546, L, LL 04.03 -		 Lenkstockhebel zur 1. VA / Pitman Arm to 1st FA (66) Radstand [mm] / Wheelbase [mm]:4500 (76) Radstand [mm] / Wheelbase [mm]:4800 (76) Radstand [mm] / Wheelbase [mm]:5100 (76) Radstand [mm] / Wheelbase [mm]:6000 (76) Achsausführung / Axle Version:6x2 (19) Baumuster / Type:930.213/215/218 (28) Fahrgestellhöhe niedrig 868 mm / height of chassis low 868 mm (44)
	2546 LS 04.03 - 2548 LS 04.03 -		 Lenkstockhebel zur 1. VA / Pitman Arm to 1st FA (66) 1.VA / 1st FA (15) Radstand [mm] / Wheelbase [mm]:3900 (76) für Fahrzeuge mit starrer Vorlaufachse / for vehicles with rigid leading axle (116) Achsausführung / Axle Version:6x2/2 (19) Baumuster / Type:934.233 (28)
	2551, L, LL 04.03 - 2555, L, LL 04.03 - 2560, L, LL 04.03 -		 Lenkstockhebel zur 1. VA / Pitman Arm to 1st FA (66) 1.VA / 1st FA (15) Radstand von [mm] / Wheelbase from [mm]:3900 (78) Radstand bis [mm] / Wheelbase to [mm]:5400 (77) Radstand [mm] / Wheelbase [mm]:6000 (76) für Fzg. mit zul. Gesamtgewicht [t] / for vehicles with permissible total weight [t]:25 (121) Achsausführung / Axle Version:6x2 (19) Baumuster / Type:930.201-206/208 (28)







MERCEDES-BENZ

ACTROS 2527 - 2560

6x2/2/4





06.96 -

 1	Lenkstange / Centre Rod Assembly Schubstange / Push Rod einseitig verstellbar / Adjustable on one side Länge [mm] / Length [mm]:909 Konusmaß [mm] / Cone Size [mm]:30 Rohr-Ø [mm] / Pipe Ø [mm]:42 mit Zubehör / with accessories	(6) (85) (101) (69) (58) (80) (140)	24303 01 11505 03	001 460 81 05 
	2531, 2531 L	09.96 - 10.02	Lenkstockhebel zur 1. VA / Pitman Arm to 1st FA (66) Scheibenbremse / Disc Brake (83) Radstand [mm] / Wheelbase [mm]:4500 (76) Radstand [mm] / Wheelbase [mm]:4800 (76) Radstand [mm] / Wheelbase [mm]:5400 (76) Achsausführung / Axle Version:6x2/4 (19) Baumuster / Type:950.224-226 (28)	
	2535 L	09.96 - 10.02	Lenkstockhebel zur 1. VA / Pitman Arm to 1st FA (66) Scheibenbremse / Disc Brake (83) Radstand [mm] / Wheelbase [mm]:4500 (76) Radstand [mm] / Wheelbase [mm]:4800 (76) Radstand [mm] / Wheelbase [mm]:5100 (76) Radstand [mm] / Wheelbase [mm]:5400 (76) Achsausführung / Axle Version:6x2/4 (19) Baumuster / Type:950.223-226 (28)	
	2532, L, LL	04.03 -	Lenkstockhebel zur 1. VA / Pitman Arm to 1st FA (66) Scheibenbremse / Disc Brake (83) Radstand [mm] / Wheelbase [mm]:4500 (76) Radstand [mm] / Wheelbase [mm]:4800 (76) Achsausführung / Axle Version:6x2/4 (19) Baumuster / Type:930.223-226 (28)	
	2536, L, LL	04.03 -	 Lenkstockhebel zur 1. VA / Pitman Arm to 1st FA (66) Scheibenbremse / Disc Brake (83) Radstand [mm] / Wheelbase [mm]:4500 (76) Radstand [mm] / Wheelbase [mm]:4800 (76) Schleppachse / Tag Axle (84) mit Doppelbereifung / with dual tyres (132) Achsausführung / Axle Version:6x2 (19) Baumuster / Type:930.113-114 (28)	
	2536, L, LL	04.03 -	Lenkstockhebel zur 1. VA / Pitman Arm to 1st FA (66) Scheibenbremse / Disc Brake (83) Radstand [mm] / Wheelbase [mm]:4500 (76) Radstand [mm] / Wheelbase [mm]:4800 (76) Achsausführung / Axle Version:6x2/4 (19) Baumuster / Type:930.223-226 (28)	
	2551, L, LL 2555, L, LL	04.03 - 04.03 -	Lenkstockhebel zur 1. VA / Pitman Arm to 1st FA (66) Scheibenbremse / Disc Brake (83) Radstand von [mm] / Wheelbase from [mm]:3900 (78) Radstand bis [mm] / Wheelbase to [mm]:5400 (77) Radstand [mm] / Wheelbase [mm]:6000 (76) für Fzg. mit zul. Gesamtgewicht [t] / for vehicles with permissible total weight [t]:25 (121) Achsausführung / Axle Version:6x2 (19) Baumuster / Type:930.201-206/208 (28)	
	2551, L, LL 2555, L, LL	04.03 - 04.03 -	 Lenkstockhebel zur 1. VA / Pitman Arm to 1st FA (66) Scheibenbremse / Disc Brake (83) Radstand [mm] / Wheelbase [mm]:4500 (76) Radstand [mm] / Wheelbase [mm]:4800 (76) Schleppachse / Tag Axle (84) mit Doppelbereifung / with dual tyres (132) für Fzg. mit zul. Gesamtgewicht [t] / for vehicles with permissible total weight [t]:25 (121) Achsausführung / Axle Version:6x2 (19) Baumuster / Type:930.113-114 (28)	
	2560, L, LL	04.03 -	Lenkstockhebel zur 1. VA / Pitman Arm to 1st FA (66) Scheibenbremse / Disc Brake (83) Radstand von [mm] / Wheelbase from [mm]:3900 (78) Radstand bis [mm] / Wheelbase to [mm]:5400 (77) Radstand [mm] / Wheelbase [mm]:6000 (76) für Fzg. mit zul. Gesamtgewicht [t] / for vehicles with permissible total weight [t]:25 (121) Achsausführung / Axle Version:6x2 (19) Baumuster / Type:930.201-206/208 (28)	



MERCEDES-BENZ

ACTROS 2527 - 2560 6x2/2/4 06.96 -

1	<p>Lenkstange / Centre Rod Assembly Schubstange / Push Rod einseitig verstellbar / Adjustable on one side Länge [mm] / Length [mm]:895 Konusmaß [mm] / Cone Size [mm]:28,6 Rohr-Ø [mm] / Pipe Ø [mm]:36 mit Zubehör / with accessories mit Sicherungsmutter / with lock nut</p>	(6) (85) (101) (69) (58) (80) (140) (138)	<p>25721 01 002 460 46 05  23077 01</p>
	2531, 2531 L 09.96 - 10.02		Lenkstockhebel zur 1. VA / Pitman Arm to 1st FA (66) Trommelbremse / Drum Brake (86) Radstand [mm] / Wheelbase [mm]:4500 (76) Radstand [mm] / Wheelbase [mm]:4800 (76) Radstand [mm] / Wheelbase [mm]:5400 (76) für Fzg. mit zul. Gesamtgewicht [t] / for vehicles with permissible total weight [t]:26 (121) Achsausführung / Axle Version:6x4 (19) Baumuster / Type:950.242-244 (28)
	2531, 2531 L 09.96 - 10.02		 Lenkstockhebel zur 1. VA / Pitman Arm to 1st FA (66) Trommelbremse / Drum Brake (86) Radstand [mm] / Wheelbase [mm]:4500 (76) Radstand [mm] / Wheelbase [mm]:4800 (76) Schleppachse / Tag Axle (84) mit Doppelbereifung / with dual tyres (132) Achsausführung / Axle Version:6x2 (19) Baumuster / Type:950.113-114 (28)
	2535 L 09.96 - 10.02		Lenkstockhebel zur 1. VA / Pitman Arm to 1st FA (66) Trommelbremse / Drum Brake (86) Radstand [mm] / Wheelbase [mm]:4500 (76) Radstand [mm] / Wheelbase [mm]:4800 (76) Radstand [mm] / Wheelbase [mm]:5100 (76) Radstand [mm] / Wheelbase [mm]:6000 (76) Achsausführung / Axle Version:6x2 (19) Baumuster / Type:950.203-205 (28)
	2535 L 09.96 - 10.02		Lenkstockhebel zur 1. VA / Pitman Arm to 1st FA (66) Trommelbremse / Drum Brake (86) Radstand [mm] / Wheelbase [mm]:4500 (76) Radstand [mm] / Wheelbase [mm]:4800 (76) Radstand [mm] / Wheelbase [mm]:5100 (76) Radstand [mm] / Wheelbase [mm]:6000 (76) Achsausführung / Axle Version:6x2 (19) Baumuster / Type:950.213-214/218 (28) Fahrgestellhöhe niedrig 868 mm / height of chassis low 868 mm (44)
	2532, L, LL 04.03 - 2536, L, LL 04.03 -		 Lenkstockhebel zur 1. VA / Pitman Arm to 1st FA (66) Trommelbremse / Drum Brake (86) Radstand [mm] / Wheelbase [mm]:4500 (76) Radstand [mm] / Wheelbase [mm]:4800 (76) Schleppachse / Tag Axle (84) mit Doppelbereifung / with dual tyres (132) Achsausführung / Axle Version:6x2 (19) Baumuster / Type:930.113-114 (28)
	2532, L, LL 04.03 - 2536, L, LL 04.03 -		Lenkstockhebel zur 1. VA / Pitman Arm to 1st FA (66) Trommelbremse / Drum Brake (86) Radstand [mm] / Wheelbase [mm]:4500 (76) Radstand [mm] / Wheelbase [mm]:4800 (76) Radstand [mm] / Wheelbase [mm]:5100 (76) Radstand [mm] / Wheelbase [mm]:5400 (76) Achsausführung / Axle Version:6x2/4 (19) Baumuster / Type:930.223-226 (28)
	2532, L, LL 04.03 - 2536, L, LL 04.03 -		Lenkstockhebel zur 1. VA / Pitman Arm to 1st FA (66) Trommelbremse / Drum Brake (86) Radstand [mm] / Wheelbase [mm]:4200 (76) Radstand [mm] / Wheelbase [mm]:4500 (76) Radstand [mm] / Wheelbase [mm]:4800 (76) Radstand [mm] / Wheelbase [mm]:5100 (76) Radstand [mm] / Wheelbase [mm]:6000 (76) Achsausführung / Axle Version:6x2 (19) Baumuster / Type:930.202-205/208 (28)
	2541, L, LL 04.03 - 2544, L, LL 04.03 - 2548, L,LL 04.03 -		 Lenkstockhebel zur 1. VA / Pitman Arm to 1st FA (66) Trommelbremse / Drum Brake (86) Radstand [mm] / Wheelbase [mm]:4500 (76) Radstand [mm] / Wheelbase [mm]:4800 (76) Schleppachse / Tag Axle (84) mit Doppelbereifung / with dual tyres (132) Achsausführung / Axle Version:6x2 (19) Baumuster / Type:930.113-114 (28)







MERCEDES-BENZ

ACTROS 2527 - 2560











6x2/2/4

06.96 -

 1	Lenkstange / Centre Rod Assembly Schubstange / Push Rod einseitig verstellbar / Adjustable on one side Länge [mm] / Length [mm]:895 Konusmaß [mm] / Cone Size [mm]:28,6 Rohr-Ø [mm] / Pipe Ø [mm]:36 mit Zubehör / with accessories mit Sicherungsmutter / with lock nut	(6) (85) (101) (69) (58) (80) (140) (138)	25721 01 23077 01	002 460 46 05 
	2541, L, LL 2544, L, LL 2548, L,LL	04.03 - 04.03 - 04.03 -	Lenkstockhebel zur 1. VA / Pitman Arm to 1st FA Trommelbremse / Drum Brake Radstand [mm] / Wheelbase [mm]:4200 Radstand [mm] / Wheelbase [mm]:4500 Radstand [mm] / Wheelbase [mm]:4800 Radstand [mm] / Wheelbase [mm]:5100 Radstand [mm] / Wheelbase [mm]:6000 Achsausführung / Axle Version:6x2 Baumuster / Type:930.202-205/208	(66) (86) (76) (76) (76) (76) (76) (19) (28)
	2546, L, LL	04.03 -	 Lenkstockhebel zur 1. VA / Pitman Arm to 1st FA Trommelbremse / Drum Brake Radstand [mm] / Wheelbase [mm]:4500 Radstand [mm] / Wheelbase [mm]:4800 Schleppachse / Tag Axle mit Doppelbereifung / with dual tyres Achsausführung / Axle Version:6x2 Baumuster / Type:930.113-114	(66) (86) (76) (76) (84) (132) (19) (28)
	2546, L, LL	04.03 -	Lenkstockhebel zur 1. VA / Pitman Arm to 1st FA Trommelbremse / Drum Brake Radstand [mm] / Wheelbase [mm]:4200 Radstand [mm] / Wheelbase [mm]:4500 Radstand [mm] / Wheelbase [mm]:4800 Radstand [mm] / Wheelbase [mm]:5100 Achsausführung / Axle Version:6x2 Baumuster / Type:930.202-205	(66) (86) (76) (76) (76) (76) (19) (28)
	2532 LS 2536 LS 2541 LS 2544 LS	04.03 - 04.03 - 04.03 - 04.03 -	Lenkstockhebel zur 1. VA / Pitman Arm to 1st FA Trommelbremse / Drum Brake Radstand [mm] / Wheelbase [mm]:3900 Achsausführung / Axle Version:6x2/4 Baumuster / Type:934.223	(66) (86) (76) (19) (28)
	2546 LS 2548 LS	04.03 - 04.03 -	Lenkstockhebel zur 1. VA / Pitman Arm to 1st FA Trommelbremse / Drum Brake Radstand [mm] / Wheelbase [mm]:3900 für Fahrzeuge mit starrer Vorlaufachse / for vehicles with rigid leading axle Achsausführung / Axle Version:6x2/2 Baumuster / Type:934.233	(66) (86) (76) (116) (19) (28)
	2546 LS 2548 LS	04.03 - 04.03 -	Lenkstockhebel zur 1. VA / Pitman Arm to 1st FA Trommelbremse / Drum Brake Radstand [mm] / Wheelbase [mm]:3900 Achsausführung / Axle Version:6x2/4 Baumuster / Type:934.223	(66) (86) (76) (19) (28)
	2551, L, LL 2555, L, LL	04.03 - 04.03 -	 Lenkstockhebel zur 1. VA / Pitman Arm to 1st FA Trommelbremse / Drum Brake Radstand [mm] / Wheelbase [mm]:4500 Radstand [mm] / Wheelbase [mm]:4800 Schleppachse / Tag Axle mit Doppelbereifung / with dual tyres für Fzg. mit zul. Gesamtgewicht [t] / for vehicles with permissible total weight [t]:25 Achsausführung / Axle Version:6x2 Baumuster / Type:930.113-114	(66) (86) (76) (76) (84) (132) (121) (19) (28)
	2551, L, LL 2555, L, LL	04.03 - 04.03 -	Lenkstockhebel zur 1. VA / Pitman Arm to 1st FA Trommelbremse / Drum Brake Radstand von [mm] / Wheelbase from [mm]:3900 Radstand bis [mm] / Wheelbase to [mm]:5400 Radstand [mm] / Wheelbase [mm]:6000 für Fzg. mit zul. Gesamtgewicht [t] / for vehicles with permissible total weight [t]:25 Achsausführung / Axle Version:6x2 Baumuster / Type:930.201-206/208	(66) (86) (78) (77) (76) (121) (19) (28)



MERCEDES-BENZ

ACTROS 2527 - 2560		6x2/2/4	06.96 -	
 1	Lenkstange / Centre Rod Assembly Schubstange / Push Rod einseitig verstellbar / Adjustable on one side Länge [mm] / Length [mm]:895 Konusmaß [mm] / Cone Size [mm]:28,6 Rohr-Ø [mm] / Pipe Ø [mm]:36 mit Zubehör / with accessories mit Sicherungsmutter / with lock nut	(6) (85) (101) (69) (58) (80) (140) (138)		25721 01 002 460 46 05  ↳ 23077 01
	2560, L, LL	04.03 -	Lenkstockhebel zur 1. VA / Pitman Arm to 1st FA Trommelbremse / Drum Brake Radstand von [mm] / Wheelbase from [mm]:3900 Radstand bis [mm] / Wheelbase to [mm]:5400 Radstand [mm] / Wheelbase [mm]:6000 für Fzg. mit zul. Gesamtgewicht [t] / for vehicles with permissible total weight [t]:25 Achsausführung / Axle Version:6x2 Baumuster / Type:930.201-206/208	(66) (86) (78) (77) (76) (121) (19) (28)
 3	Lenkstange / Centre Rod Assembly Schubstange / Push Rod nicht verstellbar / not adjustable Länge [mm] / Length [mm]:954 Konusmaß [mm] / Cone Size [mm]:30 Rohr-Ø [mm] / Pipe Ø [mm]:42 mit Zubehör / with accessories	(6) (85) (146) (69) (58) (80) (140)		24304 01 001 460 86 05 
	2535 L	09.96 - 10.02	am Zwischenhebel / at the intermediate lever Zwischenhebel 1 zum Zwischenlager 2 / Control arm 1 to intermediate bearing 2 Radstand [mm] / Wheelbase [mm]:3150 Achsausführung / Axle Version:6x2/4 Baumuster / Type:950.223	(97) (89) (76) (19) (28)
	2532, L, LL 2536, L, LL	04.03 - 04.03 -	am Zwischenhebel / at the intermediate lever Zwischenhebel 1 zum Zwischenlager 2 / Control arm 1 to intermediate bearing 2 Radstand [mm] / Wheelbase [mm]:3150 Achsausführung / Axle Version:6x2/4 Baumuster / Type:930.223	(97) (89) (76) (19) (28)
 3	Lenkstange / Centre Rod Assembly Schubstange / Push Rod nicht verstellbar / not adjustable Länge [mm] / Length [mm]:1863 Konusmaß [mm] / Cone Size [mm]:30 Rohr-Ø [mm] / Pipe Ø [mm]:42 mit Zubehör / with accessories	(6) (85) (146) (69) (58) (80) (140)		24309 01 002 460 12 05 
	2531, 2531 L 2535 L	09.96 - 10.02 09.96 - 10.02	 am Zwischenhebel / at the intermediate lever Zwischenhebel 2 zum Zwischenhebel 3 / Control arm 2 to control arm 3 Radstand [mm] / Wheelbase [mm]:3150 Radstand [mm] / Wheelbase [mm]:4050 Achsausführung / Axle Version:6x2/4 Baumuster / Type:950.223/226	(97) (90) (76) (76) (19) (28)
	2532, L, LL 2536, L, LL	04.03 - 04.03 -	 am Zwischenhebel / at the intermediate lever Zwischenhebel 2 zum Zwischenhebel 3 / Control arm 2 to control arm 3 Radstand [mm] / Wheelbase [mm]:4050 Achsausführung / Axle Version:6x2/4 Baumuster / Type:930.226	(97) (90) (76) (19) (28)
 3	Lenkstange / Centre Rod Assembly Schubstange / Push Rod nicht verstellbar / not adjustable Länge [mm] / Length [mm]:1255 Konusmaß [mm] / Cone Size [mm]:30 Rohr-Ø [mm] / Pipe Ø [mm]:42 mit Zubehör / with accessories	(6) (85) (146) (69) (58) (80) (140)		24310 01 002 460 13 05 
	2531, 2531 L	09.96 - 10.02	am Zwischenhebel / at the intermediate lever Zwischenhebel 1 zum Zwischenlager 2 / Control arm 1 to intermediate bearing 2 Radstand [mm] / Wheelbase [mm]:3450 Achsausführung / Axle Version:6x2/4 Baumuster / Type:950.224	(97) (89) (76) (19) (28)
	2532, L, LL	04.03 -		
	2535 L	09.96 - 10.02		
	2536, L, LL 2541, L, LL	04.03 - 04.03 -		










MERCEDES-BENZ

ACTROS 2527 - 2560

6x2/2/4












06.96 -

 3	Lenkstange / Centre Rod Assembly Schubstange / Push Rod nicht verstellbar / not adjustable Länge [mm] / Length [mm]:2069 Konusmaß [mm] / Cone Size [mm]:30 Rohr-Ø [mm] / Pipe Ø [mm]:40 mit Zubehör / with accessories	(6) (85) (146) (69) (58) (80) (140)	27441 01 000 460 85 05	
	2531, 2531 L 2535 L	09.96 - 10.02 09.96 - 10.02	am Zwischenhebel / at the intermediate lever vom 1. zum 2. Zwischenhebel / from 1st to 2nd control arm Radstand [mm] / Wheelbase [mm]:4500 Radstand [mm] / Wheelbase [mm]:4800 Radstand [mm] / Wheelbase [mm]:5400 Achsausführung / Axle Version:6x2/4 Baumuster / Type:950.223-224/226	(97) (151) (76) (76) (76) (19) (28)
	2532 LS 2536 LS 2541 LS 2544 LS 2546 LS 2548 LS	04.03 - 04.03 - 04.03 - 04.03 - 04.03 - 04.03 -	am Zwischenhebel / at the intermediate lever vom 1. zum 2. Zwischenhebel / from 1st to 2nd control arm Radstand [mm] / Wheelbase [mm]:3900 Achsausführung / Axle Version:6x2/4 Baumuster / Type:934.223	(97) (151) (76) (19) (28)
 6	Spurstange / Rod Assembly Führungsstange / Guide Rod beidseitig verstellbar / Adjustable on both sides Länge [mm] / Length [mm]:1465 Konusmaß [mm] / Cone Size [mm]:32 Rohr-Ø [mm] / Pipe Ø [mm]:40 mit Zubehör / with accessories	(9) (46) (100) (69) (58) (80) (140)	23989 01 945 330 02 03 ■ 11394 04 ■ 12280 04	
	2535 L	09.96 - 10.02	Achsausführung / Axle Version:739520, 6x2 Baumuster / Type:950.213-214/218/223-226 Fahrgestellhöhe niedrig 868 mm / height of chassis low 868 mm	(19) (28) (44)
	2532, L, LL 2536, L, LL	04.03 - 04.03 -	 1.VA / 1st FA Achsausführung / Axle Version:739520, 6x2 Baumuster / Type:930.213-215/218 Fahrgestellhöhe niedrig 868 mm / height of chassis low 868 mm	(15) (19) (28) (44)
	2532, L, LL 2536, L, LL	04.03 - 04.03 -	 1.VA / 1st FA Achsausführung / Axle Version:739520, 6x2/4 Baumuster / Type:930.223-226	(15) (19) (28)
	2541, L, LL 2544, L, LL 2546, L, LL 2548, L,LL	04.03 - 04.03 - 04.03 - 04.03 -	 1.VA / 1st FA Achsausführung / Axle Version:739520, 6x2 Baumuster / Type:930.213-215/218 Fahrgestellhöhe niedrig 868 mm / height of chassis low 868 mm	(15) (19) (28) (44)
	2532 LS 2536 LS 2541 LS 2544 LS 2546 LS 2548 LS	04.03 - 04.03 - 04.03 - 04.03 - 04.03 - 04.03 -	Achsausführung / Axle Version:739520, 6x2/4 Baumuster / Type:934.223	(19) (19) (28) (28)



MERCEDES-BENZ

ACTROS 2527 - 2560 6x2/2/4 06.96 -

 6	Spurstange / Rod Assembly Führungsstange / Guide Rod beidseitig verstellbar / Adjustable on both sides Länge [mm] / Length [mm]:1625 Konusmaß [mm] / Cone Size [mm]:32 Rohr-Ø [mm] / Pipe Ø [mm]:52 mit Zubehör / with accessories	(9) (46) (100) (69) (58) (80) (140)	23992 01 949 330 02 03  11394 04 12280 04	
	2531, 2531 L	09.96 - 10.02	mit Doppelbereifung / with dual tyres Achsausführung / Axle Version:739570, 6x2 Baumuster / Type:950.114/203-205/208	(132) (19) (28)
	2532, L, LL 2536, L, LL 2541, L, LL 2544, L, LL 2546, L, LL 2548, L,LL	04.03 - 04.03 - 04.03 - 04.03 - 04.03 - 04.03 -	 1.VA / 1st FA Radstand [mm] / Wheelbase [mm]:4500 Radstand [mm] / Wheelbase [mm]:4800 Schleppachse / Tag Axle mit Doppelbereifung / with dual tyres Achsausführung / Axle Version:739570, 6x2 Baumuster / Type:930.113-114	(15) (76) (76) (84) (132) (19) (28)
	2551, L, LL 2555, L, LL	04.03 - 04.03 -	 1.VA / 1st FA Radstand [mm] / Wheelbase [mm]:4500 Radstand [mm] / Wheelbase [mm]:4800 Schleppachse / Tag Axle mit Doppelbereifung / with dual tyres für Fzg. mit zul. Gesamtgewicht [t] / for vehicles with permissible total weight [t]:25 Achsausführung / Axle Version:739570, 6x2 Baumuster / Type:930.113-114	(15) (76) (76) (84) (132) (121) (19) (28)
 6	Spurstange / Rod Assembly Führungsstange / Guide Rod beidseitig verstellbar / Adjustable on both sides Länge [mm] / Length [mm]:1664 Rohr-Ø [mm] / Pipe Ø [mm]:50 Konusmaß [mm] / Cone Size [mm]:32 mit Zubehör / with accessories	(9) (46) (100) (69) (80) (58) (140)	30478 01 942 330 03 03  11394 04 12280 04	
	2531, 2531 L	09.96 - 10.02	Schleppachse / Tag Axle mit Doppelbereifung / with dual tyres Achsausführung / Axle Version:739543, 6x2 Baumuster / Type:950.114	(84) (132) (19) (28)
 6	Spurstange / Rod Assembly Führungsstange / Guide Rod einseitig verstellbar / Adjustable on one side Länge [mm] / Length [mm]:1735 Konusmaß [mm] / Cone Size [mm]:32 Rohr-Ø [mm] / Pipe Ø [mm]:62 mit Zubehör / with accessories mit Kronenmutter / with crown nut	(9) (46) (101) (69) (58) (80) (140) (134)	37329 01 945 330 00 03  24445 01 37235 01	
	2531, 2531 L	09.96 - 10.02	Achsausführung / Axle Version:739520, 6x2/4 Baumuster / Type:950.224-226	(19) (28)
	2535 L	09.96 - 10.02	Achsausführung / Axle Version:739520, 6x2 Baumuster / Type:950.213-214/218/223-226	(19) (28)
	2532, L, LL 2536, L, LL	04.03 - 04.03 -	 1.VA / 1st FA Achsausführung / Axle Version:739520, 6x2 Baumuster / Type:930.213-215/218	(15) (19) (28)
	2532, L, LL 2536, L, LL	04.03 - 04.03 -	 1.VA / 1st FA Achsausführung / Axle Version:739520, 6x2/4 Baumuster / Type:930.223-226	(15) (19) (28)
	2541, L, LL 2544, L, LL 2546, L, LL 2548, L,LL	04.03 - 04.03 - 04.03 - 04.03 -	 1.VA / 1st FA Achsausführung / Axle Version:739520, 6x2 Baumuster / Type:930.213-215/218	(15) (19) (28) (28)
	2532 LS 2536 LS 2541 LS 2544 LS 2546 LS 2548 LS	04.03 - 04.03 - 04.03 - 04.03 - 04.03 - 04.03 -	Achsausführung / Axle Version:739520, 6x2/4 Baumuster / Type:934.223	(19) (28) (28) (28) (28) (28)






MERCEDES-BENZ

ACTROS 2527 - 2560

6x2/2/4










06.96 -

 <div style="border: 1px solid black; padding: 2px; display: inline-block;">6</div>	Spurstange / Rod Assembly Führungsstange / Guide Rod einseitig verstellbar / Adjustable on one side Länge [mm] / Length [mm]:1700 Konusmaß [mm] / Cone Size [mm]:32 Rohr-Ø [mm] / Pipe Ø [mm]:52 mit Zubehör / with accessories mit Kronenmutter / with crown nut	(9) (46) (101) (69) (58) (80) (140) (134)	37330 01 949 330 04 03 30737 01 37235 01 	
	2531, 2531 L	09.96 - 10.02	Achsausführung / Axle Version:739530, 6x2/4 Baumuster / Type:950.224-226	(19) (28)
	2535 L	09.96 - 10.02	Achsausführung / Axle Version:739530, 6x2/4 Baumuster / Type:950.223-226	(19) (28)
	2532, L, LL 2536, L, LL	04.03 - 04.03 -	 1.VA / 1st FA Radstand von [mm] / Wheelbase from [mm]:4500 Radstand bis [mm] / Wheelbase to [mm]:5400 Achsausführung / Axle Version:739530, 6x2/4 Baumuster / Type:930.223-226	(15) (78) (77) (19) (28)



MERCEDES-BENZ

ACTROS 2527 - 2560 6x2/2/4 06.96 -

 6	Spurstange / Rod Assembly Führungsstange / Guide Rod einseitig verstellbar / Adjustable on one side Länge [mm] / Length [mm]:1735 Konusmaß [mm] / Cone Size [mm]:32 Rohr-Ø [mm] / Pipe Ø [mm]:52 mit Zubehör / with accessories mit Kronenmutter / with crown nut	(9) (46) (101) (69) (58) (80) (140) (134)	37332 01 942 330 00 03 30737 01 37235 01	
	2531, 2531 L	09.96 - 10.02	Achsausführung / Axle Version:739510, 739550, 6x2 Baumuster / Type:950.203-205/208	(19) (28)
2531, 2531 L	09.96 - 10.02	Achsausführung / Axle Version:739510, 739550, 6x2/4 Baumuster / Type:950.224-226	(19) (28)	
2531, 2531 L	09.96 - 10.02	Schleppachse / Tag Axle mit Doppelbereifung / with dual tyres Achsausführung / Axle Version:739510, 739550, 6x2 Baumuster / Type:950.114	(84) (132) (19) (28)	
2535 L	09.96 - 10.02	Achsausführung / Axle Version:739510, 739550, 6x2 Baumuster / Type:950.203-205/208/213-214/218/223-226	(19) (28)	
2532, L, LL 2536, L, LL	04.03 - 04.03 -	 1.VA / 1st FA Radstand [mm] / Wheelbase [mm]:4500 Radstand [mm] / Wheelbase [mm]:4800 Schleppachse / Tag Axle mit Doppelbereifung / with dual tyres Achsausführung / Axle Version:739510, 739550, 6x2 Baumuster / Type:930.113-114	(15) (76) (76) (84) (132) (19) (28)	
2532, L, LL 2536, L, LL	04.03 - 04.03 -	 1.VA / 1st FA Radstand von [mm] / Wheelbase from [mm]:4200 Radstand bis [mm] / Wheelbase to [mm]:5100 Radstand [mm] / Wheelbase [mm]:6000 Achsausführung / Axle Version:739510, 739550, 6x2 Baumuster / Type:930.202-205/208	(15) (78) (77) (76) (19) (28)	
2532, L, LL 2536, L, LL	04.03 - 04.03 -	 1.VA / 1st FA Achsausführung / Axle Version:739510, 739550, 6x2 Baumuster / Type:930.213-215/218	(15) (19) (28)	
2532, L, LL 2536, L, LL	04.03 - 04.03 -	 1.VA / 1st FA Radstand von [mm] / Wheelbase from [mm]:4500 Radstand bis [mm] / Wheelbase to [mm]:5400 Achsausführung / Axle Version:739510, 739550, 6x2/4 Baumuster / Type:930.223-226	(15) (78) (77) (19) (28)	
2541, L, LL 2544, L, LL 2546, L, LL 2548, L,LL	04.03 - 04.03 - 04.03 - 04.03 -	 1.VA / 1st FA Radstand [mm] / Wheelbase [mm]:4500 Radstand [mm] / Wheelbase [mm]:4800 Schleppachse / Tag Axle mit Doppelbereifung / with dual tyres Achsausführung / Axle Version:739510, 739550, 6x2 Baumuster / Type:930.113-114	(15) (76) (76) (84) (132) (19) (28)	
2541, L, LL 2544, L, LL 2546, L, LL 2548, L,LL	04.03 - 04.03 - 04.03 - 04.03 -	 1.VA / 1st FA Achsausführung / Axle Version:739510, 739550, 6x2 Baumuster / Type:930.213-215/218	(15) (19) (28)	
2541, L, LL 2544, L, LL 2546, L, LL 2548, L,LL	04.03 - 04.03 - 04.03 - 04.03 -	 1.VA / 1st FA Radstand von [mm] / Wheelbase from [mm]:4200 Radstand bis [mm] / Wheelbase to [mm]:5100 Radstand [mm] / Wheelbase [mm]:6000 Achsausführung / Axle Version:739510, 739550, 6x2 Baumuster / Type:930.202-205/208	(15) (78) (77) (76) (19) (28)	
2532 LS 2536 LS 2541 LS 2544 LS 2546 LS 2548 LS	04.03 - 04.03 - 04.03 - 04.03 - 04.03 - 04.03 -	Radstand [mm] / Wheelbase [mm]:2550 Achsausführung / Axle Version:739510, 739550, 6x2/4 Baumuster / Type:934.223	(76) (19) (28)	








MERCEDES-BENZ

ACTROS 2527 - 2560

6x2/2/4










06.96 -

 6	Spurstange / Rod Assembly Führungsstange / Guide Rod einseitig verstellbar / Adjustable on one side Länge [mm] / Length [mm]:1735 Konusmaß [mm] / Cone Size [mm]:32 Rohr-Ø [mm] / Pipe Ø [mm]:52 mit Zubehör / with accessories mit Kronenmutter / with crown nut	(9) (46) (101) (69) (58) (80) (140) (134)	37332 01 942 330 00 03 30737 01 37235 01 
	2551, L, LL 04.03 - 2555, L, LL 04.03 -	 1.VA / 1st FA (15) Radstand von [mm] / Wheelbase from [mm]:4200 (78) Radstand bis [mm] / Wheelbase to [mm]:5100 (77) Radstand [mm] / Wheelbase [mm]:6000 (76) für Fzg. mit zul. Gesamtgewicht [t] / for vehicles with permissible total weight [t]:25 (121) Achsausführung / Axle Version:739510, 739550, 6x2 (19) Baumuster / Type:930.201-206/208 (28)	
	2551, L, LL 04.03 - 2555, L, LL 04.03 -	 1.VA / 1st FA (15) Radstand [mm] / Wheelbase [mm]:4500 (76) Radstand [mm] / Wheelbase [mm]:4800 (76) Schleppachse / Tag Axle (84) mit Doppelbereifung / with dual tyres (132) für Fzg. mit zul. Gesamtgewicht [t] / for vehicles with permissible total weight [t]:25 (121) Achsausführung / Axle Version:739510, 739550, 6x2 (19) Baumuster / Type:930.113-114 (28)	
	2560, L, LL 04.03 -	 1.VA / 1st FA (15) Radstand von [mm] / Wheelbase from [mm]:4200 (78) Radstand bis [mm] / Wheelbase to [mm]:5100 (77) Radstand [mm] / Wheelbase [mm]:6000 (76) für Fzg. mit zul. Gesamtgewicht [t] / for vehicles with permissible total weight [t]:25 (121) Achsausführung / Axle Version:739510, 739550, 6x2 (19) Baumuster / Type:930.201-206/208 (28)	



MERCEDES-BENZ




ACTROS 2527 - 2560 6x2/2/4 06.96 -

 12	Lenker, Radaufhängung / Track Control Arm Längslenker / Trailing Arm Länge [mm] / Length [mm]:754 Lochabstand 1/Lochabstand 2 / Hole Pitch 1/ Hole Pitch 2:100 Bohrung-Ø 1 / Bohrung-Ø 2 [mm] / Bore Ø 1 / Bore Ø 2 [mm]:17/17 Bohrung-Ø [mm] / Bore Ø [mm]:24,2 Lochanzahl / Number of Holes:3 Rohr-Ø [mm] / Pipe Ø [mm]:40 Molekularlager / Molecular Bearing	(5) (70) (69) (67) (30) (33) (68) (80) (71)	22053 01 941 330 00 11 © 22090 01	
	2531, 2531 L 09.96 - 10.02	 1.VA / 1st FA (15) Radstand [mm] / Wheelbase [mm]:4500 (76) Radstand [mm] / Wheelbase [mm]:4800 (76) Radstand [mm] / Wheelbase [mm]:5100 (76) Radstand [mm] / Wheelbase [mm]:6000 (76) Achsausführung / Axle Version:6x2 (19) Baumuster / Type:950.203-205/208 (28)		
2535 L 09.96 - 10.02	 1.VA / 1st FA (15) Radstand [mm] / Wheelbase [mm]:4500 (76) Radstand [mm] / Wheelbase [mm]:4800 (76) Radstand [mm] / Wheelbase [mm]:5100 (76) Radstand [mm] / Wheelbase [mm]:6000 (76) Achsausführung / Axle Version:6x2 (19) Baumuster / Type:950.203-205/208 (28)			
2535 L 09.96 - 10.02	 1.VA / 1st FA (15) Radstand [mm] / Wheelbase [mm]:4500 (76) Radstand [mm] / Wheelbase [mm]:4800 (76) Radstand [mm] / Wheelbase [mm]:6000 (76) Achsausführung / Axle Version:6x2 (19) Baumuster / Type:950.213-214/218 (28) Fahrgestellhöhe niedrig 868 mm / height of chassis low 868 mm (44)			
2532, L, LL 2536, L, LL 2541, L, LL 2544, L, LL 2548, L,LL	04.03 - 04.03 - 04.03 - 04.03 - 04.03 -	 1.VA / 1st FA (15) Radstand [mm] / Wheelbase [mm]:4200 (76) Radstand [mm] / Wheelbase [mm]:4500 (76) Radstand [mm] / Wheelbase [mm]:4800 (76) Radstand [mm] / Wheelbase [mm]:5100 (76) Radstand [mm] / Wheelbase [mm]:6000 (76) Achsausführung / Axle Version:6x2 (19) Baumuster / Type:930.202-205/208 (28)		
2532, L, LL 2536, L, LL 2541, L, LL 2544, L, LL 2548, L,LL	04.03 - 04.03 - 04.03 - 04.03 - 04.03 -	 1.VA / 1st FA (15) Radstand [mm] / Wheelbase [mm]:4500 (76) Radstand [mm] / Wheelbase [mm]:4800 (76) Radstand [mm] / Wheelbase [mm]:5100 (76) Radstand [mm] / Wheelbase [mm]:6000 (76) Achsausführung / Axle Version:6x2 (19) Baumuster / Type:930.213-215/218 (28) Fahrgestellhöhe niedrig 868 mm / height of chassis low 868 mm (44)		
2546, L, LL	04.03 -	 1.VA / 1st FA (15) Radstand [mm] / Wheelbase [mm]:4500 (76) Radstand [mm] / Wheelbase [mm]:4800 (76) Radstand [mm] / Wheelbase [mm]:5100 (76) Radstand [mm] / Wheelbase [mm]:6000 (76) Achsausführung / Axle Version:6x2 (19) Baumuster / Type:930.213/215/218 (28) Fahrgestellhöhe niedrig 868 mm / height of chassis low 868 mm (44)		
2546, L, LL	04.03 -	 1.VA / 1st FA (15) Radstand [mm] / Wheelbase [mm]:4200 (76) Radstand [mm] / Wheelbase [mm]:4500 (76) Radstand [mm] / Wheelbase [mm]:4800 (76) Radstand [mm] / Wheelbase [mm]:5100 (76) Achsausführung / Axle Version:6x2 (19) Baumuster / Type:930.202-205 (28)		



MERCEDES-BENZ










ACTROS 2527 - 2560 6x2/2/4 06.96 -

 12	<p>Lenker, Radaufhängung / Track Control Arm</p> <p>Längslenker / Trailing Arm (5)</p> <p>Länge [mm] / Length [mm]:754 (70)</p> <p>Lochabstand 1/Lochabstand 2 / Hole Pitch 1/ Hole Pitch 2:100 (69)</p> <p>Bohrung-Ø 1 / Bohrung-Ø 2 [mm] / Bore Ø 1 / Bore Ø 2 [mm]:17/17 (67)</p> <p>Bohrung-Ø [mm] / Bore Ø [mm]:24,2 (30)</p> <p>Lochanzahl / Number of Holes:3 (33)</p> <p>Rohr-Ø [mm] / Pipe Ø [mm]:40 (68)</p> <p>Molekularlager / Molecular Bearing (80)</p>	<p>(71)</p>	<p>22053 01 941 330 00 11</p> <p>© 22090 01</p> 
	<p>2551, L, LL 04.03 -</p> <p>2555, L, LL 04.03 -</p> <p>2560, L, LL 04.03 -</p>	<p></p> <p>1.VA / 1st FA (15)</p> <p>Radstand von [mm] / Wheelbase from [mm]:3900 (78)</p> <p>Radstand bis [mm] / Wheelbase to [mm]:5400 (77)</p> <p>Radstand [mm] / Wheelbase [mm]:6000 (76)</p> <p>für Fzg. mit zul. Gesamtgewicht [t] / for vehicles with permissible total weight [t]:25 (121)</p> <p>Achsausführung / Axle Version:6x2 (19)</p> <p>Baumuster / Type:930.201-206/208 (28)</p>	



MERCEDES-BENZ






ACTROS 2527 - 2560 6x2/2/4 06.96 -

 19	Lenker, Radaufhängung / Track Control Arm Querlenker / Control Arm Länge [mm] / Length [mm]:845 Rohr-Ø [mm] / Pipe Ø [mm]:62 Bohrung-Ø 1 / Bohrung-Ø 2 [mm] / Bore Ø 1 / Bore Ø 2 [mm]:17/17 Lochabstand 1/Lochabstand 2 / Hole Pitch 1/ Hole Pitch 2:100/100 Molekularlager / Molecular Bearing	(5) (75) (69) (80) (30) (67) (71)	22092 01 941 330 00 07 © 22090 01	
	2531, 2531 L 09.96 - 10.02	 1.VA / 1st FA (15) Radstand [mm] / Wheelbase [mm]:4500 (76) Radstand [mm] / Wheelbase [mm]:4800 (76) Radstand [mm] / Wheelbase [mm]:5100 (76) Radstand [mm] / Wheelbase [mm]:6000 (76) Achsausführung / Axle Version:6x2 (19) Baumuster / Type:950.203-205/208 (28)		
2535 L 09.96 - 10.02	 1.VA / 1st FA (15) Radstand [mm] / Wheelbase [mm]:4500 (76) Radstand [mm] / Wheelbase [mm]:4800 (76) Radstand [mm] / Wheelbase [mm]:5100 (76) Radstand [mm] / Wheelbase [mm]:6000 (76) Achsausführung / Axle Version:6x2 (19) Baumuster / Type:950.203-205/208 (28)			
2535 L 09.96 - 10.02	 1.VA / 1st FA (15) Radstand [mm] / Wheelbase [mm]:4500 (76) Radstand [mm] / Wheelbase [mm]:4800 (76) Radstand [mm] / Wheelbase [mm]:6000 (76) Achsausführung / Axle Version:6x2 (19) Baumuster / Type:950.213-214/218 (28) Fahrgestellhöhe niedrig 868 mm / height of chassis low 868 mm (44)			
2532, L, LL 04.03 - 2536, L, LL 04.03 - 2541, L, LL 04.03 - 2544, L, LL 04.03 - 2548, L,LL 04.03 -	 1.VA / 1st FA (15) Radstand [mm] / Wheelbase [mm]:4200 (76) Radstand [mm] / Wheelbase [mm]:4500 (76) Radstand [mm] / Wheelbase [mm]:4800 (76) Radstand [mm] / Wheelbase [mm]:5100 (76) Radstand [mm] / Wheelbase [mm]:6000 (76) Achsausführung / Axle Version:6x2 (19) Baumuster / Type:930.202-205/208 (28)			
2532, L, LL 04.03 - 2536, L, LL 04.03 - 2541, L, LL 04.03 - 2544, L, LL 04.03 - 2548, L,LL 04.03 -	 1.VA / 1st FA (15) Radstand [mm] / Wheelbase [mm]:4500 (76) Radstand [mm] / Wheelbase [mm]:4800 (76) Radstand [mm] / Wheelbase [mm]:5100 (76) Radstand [mm] / Wheelbase [mm]:6000 (76) Achsausführung / Axle Version:6x2 (19) Baumuster / Type:930.213-215/218 (28) Fahrgestellhöhe niedrig 868 mm / height of chassis low 868 mm (44)			
2546, L, LL 04.03 -	 1.VA / 1st FA (15) Radstand [mm] / Wheelbase [mm]:4200 (76) Radstand [mm] / Wheelbase [mm]:4500 (76) Radstand [mm] / Wheelbase [mm]:4800 (76) Radstand [mm] / Wheelbase [mm]:5100 (76) Achsausführung / Axle Version:6x2 (19) Baumuster / Type:930.202-205 (28)			
2546, L, LL 04.03 -	 1.VA / 1st FA (15) Radstand [mm] / Wheelbase [mm]:4500 (76) Radstand [mm] / Wheelbase [mm]:4800 (76) Radstand [mm] / Wheelbase [mm]:5100 (76) Radstand [mm] / Wheelbase [mm]:6000 (76) Achsausführung / Axle Version:6x2 (19) Baumuster / Type:930.213/215/218 (28) Fahrgestellhöhe niedrig 868 mm / height of chassis low 868 mm (44)			





MERCEDES-BENZ

ACTROS 2527 - 2560 **6x2/2/4** **06.96 -**

19	Lenker, Radaufhängung / Track Control Arm Querlenker / Control Arm Länge [mm] / Length [mm]:845 Rohr-Ø [mm] / Pipe Ø [mm]:62 Bohrung-Ø 1 / Bohrung-Ø 2 [mm] / Bore Ø 1 / Bore Ø 2 [mm]:17/17 Lochabstand 1/Lochabstand 2 / Hole Pitch 1/ Hole Pitch 2:100/100 Molekularlager / Molecular Bearing	(5) (75) (69) (80) (30) (67) (71)	22092 01 941 330 00 07 © 22090 01 
	2551, L, LL 04.03 - 2555, L, LL 04.03 - 2560, L, LL 04.03 -		 1.VA / 1st FA (15) Radstand von [mm] / Wheelbase from [mm]:3900 (78) Radstand bis [mm] / Wheelbase to [mm]:5400 (77) Radstand [mm] / Wheelbase [mm]:6000 (76) für Fzg. mit zul. Gesamtgewicht [t] / for vehicles with permissible total weight [t]:25 (121) Achsausführung / Axle Version:6x2 (19) Baumuster / Type: 930.201, 930.202, 930.203, 930.204 (28) Baumuster / Type: 930.205, 930.206, 930.208 (28)
5	Spurstangenkopf / Tie Rod End am Lenkzylinder / at steering cylinder Länge [mm] / Length [mm]:95 Konusmaß [mm] / Cone Size [mm]:30 Gewindemaß / Thread Size:M26x1,5 mit Rechtsgewinde / with right-hand thread Innengewinde / Inner Thread	(10) (95) (69) (58) (49) (137) (54)	19537 01 002 460 09 48 
	2531, 2531 L 09.96 - 10.02 2535 L 09.96 - 10.02 2532, L, LL 04.03 - 2536, L, LL 04.03 - 2541, L, LL 04.03 - 2546, L, LL 04.03 - 2548, L,LL 04.03 - 2544, L, LL 04.03 - 2532 LS 04.03 - 2536 LS 04.03 - 2541 LS 04.03 - 2544 LS 04.03 - 2546 LS 04.03 - 2548 LS 04.03 - 2551, L, LL 04.03 - 2555, L, LL 04.03 - 2560, L, LL 04.03 -		Schleppachse / Tag Axle (84) Baumuster / Type:950.203-205 (28) Schleppachse / Tag Axle (84) Baumuster / Type:930.218/201/204/223-224/215/202/205/225/213 (28) Baumuster / Type:/214/203/206/208/226 (28) Schleppachse / Tag Axle (84) Baumuster / Type:930.218/201/204/215/202/205/213-214/203/208 (28) Schleppachse / Tag Axle (84) Baumuster / Type:934.223 (28) Schleppachse / Tag Axle (84) Baumuster / Type:930.203/202/204-205/201/206 (28) Schleppachse / Tag Axle (84) Baumuster / Type:930.203/202/204-205/201 (28)
7	Spurstange / Rod Assembly Führungsstange / Guide Rod beidseitig verstellbar / Adjustable on both sides Länge [mm] / Length [mm]:1596 Konusmaß [mm] / Cone Size [mm]:32 Rohr-Ø [mm] / Pipe Ø [mm]:50 mit Zubehör / with accessories	(9) (46) (100) (69) (58) (80) (140)	23994 01 949 330 17 03 
	2531, 2531 L 09.96 - 10.02 2535 L 09.96 - 10.02		Schleppachse / Tag Axle (84) Achsausführung / Axle Version:749109, 6x2 (19) Baumuster / Type:950.203-205 (28)
7	Spurstange / Rod Assembly Schubstange / Push Rod Führungsstange / Guide Rod beidseitig verstellbar / Adjustable on both sides Länge [mm] / Length [mm]:1281 Konusmaß [mm] / Cone Size [mm]:30 Rohr-Ø [mm] / Pipe Ø [mm]:38 mit Zubehör / with accessories	(9) (85) (46) (100) (69) (58) (80) (140)	24311 01 357 460 35 05 
	2532, L, LL 04.03 - 2536, L, LL 04.03 - 2541, L, LL 04.03 - 2544, L, LL 04.03 - 2546, L, LL 04.03 - 2548, L,LL 04.03 - 2551, L, LL 04.03 - 2555, L, LL 04.03 - 2560, L, LL 04.03 -		Schleppachse / Tag Axle (84) für Fahrzeuge mit gelenkter Nachlaufachse / for vehicles with hinged trailing axle (114) Baumuster / Type:930.201-205/208/213-215/218 (28) Schleppachse / Tag Axle (84) für Fahrzeuge mit gelenkter Nachlaufachse / for vehicles with hinged trailing axle (114) Baumuster / Type:930.201-205 (28)



MERCEDES-BENZ

ACTROS 2527 - 2560		6x2/2/4	06.96 -	
10	Lenker, Radaufhängung / Track Control Arm	(5)		22054 01 945 330 00 11 © 22090 01
	Längslenker / Trailing Arm	(70)		
	nicht verstellbar / not adjustable	(146)		
	Länge [mm] / Length [mm]:755	(69)		
Lochabstand 1/Lochabstand 2 / Hole Pitch 1/ Hole Pitch 2:100/100	(67)			
Bohrung-Ø 1 / Bohrung-Ø 2 [mm] / Bore Ø 1 / Bore Ø 2 [mm]:17/17	(30)			
Rohr-Ø [mm] / Pipe Ø [mm]:58	(80)			
Molekularlager / Molecular Bearing	(71)			
2531, 2531 L	09.96 - 10.02		▲	Vorlaufachse / Leading Axle (88) Radstand [mm] / Wheelbase [mm]:4500 (76) Radstand [mm] / Wheelbase [mm]:4800 (76) Radstand [mm] / Wheelbase [mm]:5100 (76) Radstand [mm] / Wheelbase [mm]:5400 (76) Achsausführung / Axle Version:6x2/4 (19) Baumuster / Type:950.223-226 (28)
2535 L	09.96 - 10.02			
2532, L, LL	04.03 -		▲	
2536, L, LL	04.03 -			Vorlaufachse / Leading Axle (88) Radstand [mm] / Wheelbase [mm]:4500 (76) Radstand [mm] / Wheelbase [mm]:4800 (76) Radstand [mm] / Wheelbase [mm]:5100 (76) Radstand [mm] / Wheelbase [mm]:5400 (76) Achsausführung / Axle Version:6x2/4 (19) Baumuster / Type:930.223-226 (28)
2532 LS	04.03 -		▲	
2536 LS	04.03 -			
2541 LS	04.03 -			Vorlaufachse / Leading Axle (88) Radstand [mm] / Wheelbase [mm]:3900 (76) Achsausführung / Axle Version:6x2/4 (19) Baumuster / Type:934.223 (28)
2544 LS	04.03 -			
2546 LS	04.03 -			
2548 LS	04.03 -			
20	Lenker, Radaufhängung / Track Control Arm	(5)		22055 01 945 330 00 07 © 22090 01
	Querlenker / Control Arm	(75)		
	Länge [mm] / Length [mm]:850	(69)		
	Rohr-Ø [mm] / Pipe Ø [mm]:62	(80)		
Bohrung-Ø 1 / Bohrung-Ø 2 [mm] / Bore Ø 1 / Bore Ø 2 [mm]:17/17	(30)			
Lochabstand 1/Lochabstand 2 / Hole Pitch 1/ Hole Pitch 2:100/100	(67)			
Molekularlager / Molecular Bearing	(71)			
2531, 2531 L	09.96 - 10.02		≡	Vorlaufachse / Leading Axle (88) Radstand [mm] / Wheelbase [mm]:3150 (76) Radstand [mm] / Wheelbase [mm]:3450 (76) Radstand [mm] / Wheelbase [mm]:3750 (76) Radstand [mm] / Wheelbase [mm]:4050 (76) Achsausführung / Axle Version:6X2/4 (19) Baumuster / Type:950.223-226 (28)
2535 L	09.96 - 10.02			
2532, L, LL	04.03 -		≡	
2536, L, LL	04.03 -			Vorlaufachse / Leading Axle (88) Radstand [mm] / Wheelbase [mm]:3150 (76) Radstand [mm] / Wheelbase [mm]:3450 (76) Radstand [mm] / Wheelbase [mm]:3750 (76) Radstand [mm] / Wheelbase [mm]:4050 (76) Achsausführung / Axle Version:6X2/4 (19) Baumuster / Type:930.223-226 (28)
2532 LS	04.03 -		≡	
2536 LS	04.03 -			
2541 LS	04.03 -			Vorlaufachse / Leading Axle (88) Radstand [mm] / Wheelbase [mm]:3900 (76) Achsausführung / Axle Version:6X2/4 (19) Baumuster / Type:934.223 (28)
2544 LS	04.03 -			
2546 LS	04.03 -			
2548 LS	04.03 -			











MERCEDES-BENZ

ACTROS 2527 - 2560

6x2/2/4



06.96 -

 8	Lenker, Radaufhängung / Track Control Arm Dreieckslenker (Nfz) / Wishbone (CV) Länge [mm] / Length [mm]:622 Rohr-Ø [mm] / Pipe Ø [mm]:46 Bohrung-Ø 1 / Bohrung-Ø 2 [mm] / Bore Ø 1 / Bore Ø 2 [mm]:25/25/25 Lochabstand 1/Lochabstand 2 / Hole Pitch 1/ Hole Pitch 2:152/130/130 Molekularlager / Molecular Bearing	(5) (38) (69) (80) (30) (67) (71)	21168 01 © 30587 01 © 30589 01	942 350 15 05	
	2531, 2531 L	09.96 - 10.02		1.HA / 1st RA (14) ->Chass. K 864073 Radstand [mm] / Wheelbase [mm]:4500 (76) Radstand [mm] / Wheelbase [mm]:4800 (76) Radstand [mm] / Wheelbase [mm]:5400 (76) für Fzg. mit zul. Gesamtgewicht [t] / for vehicles with permissible total weight [t]:26 (121) Achsausführung / Axle Version:6x4 (19) Baumuster / Type:950.242-244 (28)	
	2531, 2531 L	09.96 - 10.02		1.HA / 1st RA (14) ->Chass. K 864073 Radstand [mm] / Wheelbase [mm]:4500 (76) Radstand [mm] / Wheelbase [mm]:4800 (76) Radstand [mm] / Wheelbase [mm]:5100 (76) Radstand [mm] / Wheelbase [mm]:6000 (76) Achsausführung / Axle Version:6x2 (19) Baumuster / Type:950.203-205/208 (28)	
	2531, 2531 L	09.96 - 10.02		1.HA / 1st RA (14) Innengewinde [mm] / Inner Thread [mm]:K 864073 (55) Radstand [mm] / Wheelbase [mm]:3150 (76) Radstand [mm] / Wheelbase [mm]:3450 (76) Radstand [mm] / Wheelbase [mm]:3750 (76) Achsausführung / Axle Version:6X2/4 (19) Baumuster / Type:950.223-226/60/4050 (28)	
	2535 L	09.96 - 10.02		1.HA / 1st RA (14) ->Chass. K 864073 Radstand [mm] / Wheelbase [mm]:4500 (76) Radstand [mm] / Wheelbase [mm]:4800 (76) Radstand [mm] / Wheelbase [mm]:5100 (76) Radstand [mm] / Wheelbase [mm]:6000 (76) Achsausführung / Axle Version:6x2 (19) Baumuster / Type:950.203-205/208 (28)	
	2535 L	09.96 - 10.02		1.HA / 1st RA (14) ->Chass. K 864073 Radstand [mm] / Wheelbase [mm]:4500 (76) Radstand [mm] / Wheelbase [mm]:4800 (76) Radstand [mm] / Wheelbase [mm]:6000 (76) Achsausführung / Axle Version:6x2 (19) Baumuster / Type:950.213-214/218 (28) Fahrgestellhöhe niedrig 868 mm / height of chassis low 868 mm (44)	
	2535 L	09.96 - 10.02		1.HA / 1st RA (14) ->Chass. K 864073 Radstand [mm] / Wheelbase [mm]:3150 (76) Radstand [mm] / Wheelbase [mm]:3450 (76) Radstand [mm] / Wheelbase [mm]:3750 (76) Achsausführung / Axle Version:6X2/4 (19) Baumuster / Type:950.223-226/60/4050 (28)	



MERCEDES-BENZ





ACTROS 2527 - 2560 6x2/2/4 06.96 -

<p> 8</p>	<p>Lenker, Radaufhängung / Track Control Arm Dreieckslenker (Nfz) / Wishbone (CV) Länge [mm] / Length [mm]:622 Rohr-Ø [mm] / Pipe Ø [mm]:46 Bohrung-Ø 1 / Bohrung-Ø 2 [mm] / Bore Ø 1 / Bore Ø 2 [mm]:23/23/25 Lochabstand 1/Lochabstand 2 / Hole Pitch 1/ Hole Pitch 2:130/130/152 Molekularlager / Molecular Bearing</p>	<p>(5) (38) (69) (80) (30) (67) (71)</p>	<p>23065 01 942 350 16 05 © 30586 01 © 23841 01</p> 
	<p>2531, 2531 L 09.96 - 10.02</p>		<p>Schleppachse / Tag Axle für Fahrzeuge mit Liftachse / for vehicles with lift axle Radstand [mm] / Wheelbase [mm]:4500 Radstand [mm] / Wheelbase [mm]:4800 Radstand [mm] / Wheelbase [mm]:5100 Radstand [mm] / Wheelbase [mm]:6000 Achsausführung / Axle Version:6x2 Baumuster / Type:950.203-205/208</p>
	<p>2535 L 09.96 - 10.02</p>		<p>Schleppachse / Tag Axle für Fahrzeuge mit Liftachse / for vehicles with lift axle Radstand [mm] / Wheelbase [mm]:4500 Radstand [mm] / Wheelbase [mm]:4800 Radstand [mm] / Wheelbase [mm]:5100 Radstand [mm] / Wheelbase [mm]:6000 Achsausführung / Axle Version:6x2 Baumuster / Type:950.213-214/218 Fahrgestellhöhe niedrig 868 mm / height of chassis low 868 mm</p>
	<p>2535 L 09.96 - 10.02</p>		<p>Schleppachse / Tag Axle für Fahrzeuge mit Liftachse / for vehicles with lift axle Radstand [mm] / Wheelbase [mm]:4500 Radstand [mm] / Wheelbase [mm]:4800 Radstand [mm] / Wheelbase [mm]:5100 Radstand [mm] / Wheelbase [mm]:6000 Achsausführung / Axle Version:6x2 Baumuster / Type:950.203-205/208</p>
	<p>2532, L, LL 2536, L, LL 2541, L, LL 2548, L,LL</p> <p>04.03 - 04.03 - 04.03 - 04.03 -</p>		<p>Schleppachse / Tag Axle für Fahrzeuge mit Liftachse / for vehicles with lift axle Radstand [mm] / Wheelbase [mm]:4500 Radstand [mm] / Wheelbase [mm]:4800 Radstand [mm] / Wheelbase [mm]:5100 Radstand [mm] / Wheelbase [mm]:6000 Achsausführung / Axle Version:6x2 Baumuster / Type:930.213-215/218 Fahrgestellhöhe niedrig 868 mm / height of chassis low 868 mm</p>
	<p>2532, L, LL 2536, L, LL 2541, L, LL 2548, L,LL</p> <p>04.03 - 04.03 - 04.03 - 04.03 -</p>		<p>Schleppachse / Tag Axle für Fahrzeuge mit Liftachse / for vehicles with lift axle Radstand [mm] / Wheelbase [mm]:4200 Radstand [mm] / Wheelbase [mm]:4500 Radstand [mm] / Wheelbase [mm]:4800 Radstand [mm] / Wheelbase [mm]:5100 Radstand [mm] / Wheelbase [mm]:6000 Achsausführung / Axle Version:6x2 Baumuster / Type:930.202-205/208</p>
	<p>2544, L, LL 04.03 -</p>		<p>Schleppachse / Tag Axle für Fahrzeuge mit Liftachse / for vehicles with lift axle Radstand [mm] / Wheelbase [mm]:4500 Radstand [mm] / Wheelbase [mm]:4800 Radstand [mm] / Wheelbase [mm]:5100 Radstand [mm] / Wheelbase [mm]:6000 Achsausführung / Axle Version:6x2 Baumuster / Type:930.213-214/218 Fahrgestellhöhe niedrig 868 mm / height of chassis low 868 mm</p>
	<p>2544, L, LL 04.03 -</p>		<p>Schleppachse / Tag Axle für Fahrzeuge mit Liftachse / for vehicles with lift axle Radstand [mm] / Wheelbase [mm]:4200 Radstand [mm] / Wheelbase [mm]:4500 Radstand [mm] / Wheelbase [mm]:4800 Radstand [mm] / Wheelbase [mm]:5100 Radstand [mm] / Wheelbase [mm]:6000 Achsausführung / Axle Version:6x2 Baumuster / Type:930.202-205/208</p>
	<p>2546, L, LL 04.03 -</p>		<p>Schleppachse / Tag Axle für Fahrzeuge mit Liftachse / for vehicles with lift axle Radstand [mm] / Wheelbase [mm]:4500 Radstand [mm] / Wheelbase [mm]:4800 Radstand [mm] / Wheelbase [mm]:5100 Radstand [mm] / Wheelbase [mm]:6000 Achsausführung / Axle Version:6x2 Baumuster / Type:930.213/215/218 Fahrgestellhöhe niedrig 868 mm / height of chassis low 868 mm</p>



MERCEDES-BENZ










ACTROS 2527 - 2560 6x2/2/4 06.96 -

 8	Lenker, Radaufhängung / Track Control Arm Dreieckslenker (Nfz) / Wishbone (CV) Länge [mm] / Length [mm]:622 Rohr-Ø [mm] / Pipe Ø [mm]:46 Bohrung-Ø 1 / Bohrung-Ø 2 [mm] / Bore Ø 1 / Bore Ø 2 [mm]:23/23/25 Lochabstand 1/Lochabstand 2 / Hole Pitch 1/ Hole Pitch 2:130/130/152 Molekularlager / Molecular Bearing	(5) (38) (69) (80) (30) (67) (71)	23065 01 942 350 16 05 © 30586 01 © 23841 01	
	2546, L, LL	04.03 -	Schleppachse / Tag Axle für Fahrzeuge mit Liftachse / for vehicles with lift axle Radstand [mm] / Wheelbase [mm]:4200 Radstand [mm] / Wheelbase [mm]:4500 Radstand [mm] / Wheelbase [mm]:4800 Radstand [mm] / Wheelbase [mm]:5100 Achsausführung / Axle Version:6x2 Baumuster / Type:930.202-205	(84) (107) (76) (76) (76) (76) (19) (28)
	2551, L, LL 2555, L, LL 2560, L, LL	04.03 - 04.03 - 04.03 -	Schleppachse / Tag Axle für Fahrzeuge mit Liftachse / for vehicles with lift axle Radstand von [mm] / Wheelbase from [mm]:3900 Radstand bis [mm] / Wheelbase to [mm]:5400 Radstand [mm] / Wheelbase [mm]:6000 für Fzg. mit zul. Gesamtgewicht [t] / for vehicles with permissible total weight [t]:25 Achsausführung / Axle Version:6x2 Baumuster / Type:930.201-206/208	(84) (107) (78) (77) (76) (121) (19) (28)
 8	Lenker, Radaufhängung / Track Control Arm Dreieckslenker (Nfz) / Wishbone (CV) Länge [mm] / Length [mm]:565 Bohrung-Ø 1 / Bohrung-Ø 2 [mm] / Bore Ø 1 / Bore Ø 2 [mm]:25/25/25 Lochabstand 1/Lochabstand 2 / Hole Pitch 1/ Hole Pitch 2:130/130/152 Molekularlager / Molecular Bearing	(5) (38) (69) (30) (67) (71)	23066 01 947 350 05 05 © 34704 01	
	2531, 2531 L	09.96 - 10.02	1.HA / 1st RA 2.HA / 2nd RA Radstand [mm] / Wheelbase [mm]:4500 Radstand [mm] / Wheelbase [mm]:4800 Radstand [mm] / Wheelbase [mm]:5100 Achsausführung / Axle Version:6x2 Baumuster / Type:950.203-205	(14) (16) (76) (76) (76) (19) (28)
	2535 L	09.96 - 10.02	1.HA / 1st RA 2.HA / 2nd RA Radstand [mm] / Wheelbase [mm]:4500 Radstand [mm] / Wheelbase [mm]:4800 Radstand [mm] / Wheelbase [mm]:5100 Radstand [mm] / Wheelbase [mm]:6000 Achsausführung / Axle Version:6x2 Baumuster / Type:950.203-205/208	(14) (16) (76) (76) (76) (76) (19) (28)
	2535 L	09.96 - 10.02	1.HA / 1st RA 2.HA / 2nd RA Radstand [mm] / Wheelbase [mm]:4500 Radstand [mm] / Wheelbase [mm]:4800 Achsausführung / Axle Version:6x2 Baumuster / Type:950.213-214 Fahrgestellhöhe niedrig 868 mm / height of chassis low 868 mm	(14) (16) (76) (76) (19) (28) (44)



MERCEDES-BENZ










ACTROS 2527 - 2560 6x2/2/4 06.96 -

 8	Lenker, Radaufhängung / Track Control Arm Dreieckslenker (Nfz) / Wishbone (CV) Länge [mm] / Length [mm]:622 Rohr-Ø [mm] / Pipe Ø [mm]:46 Bohrung-Ø 1 / Bohrung-Ø 2 [mm] / Bore Ø 1 / Bore Ø 2 [mm]:25/23/23 Lochabstand 1/Lochabstand 2 / Hole Pitch 1/ Hole Pitch 2:152/130/130 Molekularlager / Molecular Bearing	(5) (38) (69) (80) (30) (67) (71)	31887 01 © 30588 01	942 350 12 05		
	2532 LS 04.03 - 2536 LS 04.03 - 2541 LS 04.03 - 2544 LS 04.03 -	 Radstand [mm] / Wheelbase [mm]:2550 für Fzg. mit zul. Gesamtgewicht [t] / for vehicles with permissible total weight [t]:24 Achsausführung / Axle Version:6X2/4 Baumuster / Type:934.223	(76) (121) (19) (28)			
	2546 LS 04.03 - 2548 LS 04.03 -	 Radstand [mm] / Wheelbase [mm]:2550 für Fzg. mit zul. Gesamtgewicht [t] / for vehicles with permissible total weight [t]:24 Achsausführung / Axle Version:6X2/4 Baumuster / Type:934.223	(76) (121) (19) (28)			
	2546 LS 04.03 - 2548 LS 04.03 -	 Radstand [mm] / Wheelbase [mm]:2550 Radstand [mm] / Wheelbase [mm]:2890 für Fzg. mit zul. Gesamtgewicht [t] / for vehicles with permissible total weight [t]:24 Achsausführung / Axle Version:6X2/2 Baumuster / Type:934.233/235	(76) (76) (121) (19) (28)			
	Kugelfkopf, Schaltgestänge Ball Head, gearshift linkage Länge [mm] / Length [mm]:55 Konusmaß [mm] / Cone Size [mm]:10 Aussengewinde [mm] / Outer Thread [mm]:M14x1,5 mit Rechtsgewinde / with right-hand thread	(3) (69) (58) (27) (137)	19465 01	000 996 70 45		
	2531, 2531 L 09.96 - 10.02 2535 L 09.96 - 10.02					
	Kugelfkopf, Schaltgestänge Ball Head, gearshift linkage Länge [mm] / Length [mm]:45 Konusmaß [mm] / Cone Size [mm]:12 Innengewinde [mm] / Inner Thread [mm]:M12 mit Linksgewinde / with left-hand thread Gewindemaß / Thread Size:M10	(3) (69) (58) (55) (135) (49)	21691 01	000 996 67 45		
	2531, 2531 L 09.96 - 10.02 2535 L 09.96 - 10.02					
	Kugelfkopf, Schaltgestänge Ball Head, gearshift linkage Länge [mm] / Length [mm]:59 Konusmaß [mm] / Cone Size [mm]:10 Innengewinde [mm] / Inner Thread [mm]:M12 mit Rechtsgewinde / with right-hand thread Gewindemaß / Thread Size:M10	(3) (69) (58) (55) (137) (49)	21696 01	000 996 66 45		
	2531, 2531 L 09.96 - 10.02 2535 L 09.96 - 10.02					
	Kugelfkopf, Schaltgestänge Ball Head, gearshift linkage Länge [mm] / Length [mm]:55 Konusmaß [mm] / Cone Size [mm]:12 Aussengewinde [mm] / Outer Thread [mm]:M14x1,5 mit Rechtsgewinde / with right-hand thread	(3) (69) (58) (27) (137)	22721 01	000 268 59 89		
	2531, 2531 L 09.96 - 10.02 2535 L 09.96 - 10.02					



MERCEDES-BENZ










ACTROS 2527 - 2560 6x2/4 06.96 -

1	Lenkstange / Centre Rod Assembly Schubstange / Push Rod einseitig verstellbar / Adjustable on one side Länge [mm] / Length [mm]:879 Konusmaß [mm] / Cone Size [mm]:30 Rohr-Ø [mm] / Pipe Ø [mm]:42 mit Zubehör / with accessories	(6) (85) (101) (69) (58) (80) (140)	19904 01 001 460 67 05  11505 03	
	2531 LS 2546 LS, 25 t	09.96 - 10.02 10.97 -	 Lenkstockhebel zur 1. VA / Pitman Arm to 1st FA 1.VA / 1st FA Scheibenbremse / Disc Brake Radstand [mm] / Wheelbase [mm]:3150 Baumuster / Type:954.223	(66) (15) (83) (76) (28)
	2535 LS, 11946 ccm 2540 LS, 11946 ccm 2543 LS, 11946 ccm 2548 LS, 25 t, 15928 ccm 2553 LS	09.96 - 10.02 09.96 - 10.02 09.96 - 10.02 09.96 - 10.02 09.96 - 10.02	 Lenkstockhebel zur 1. VA / Pitman Arm to 1st FA 1.VA / 1st FA Scheibenbremse / Disc Brake Radstand [mm] / Wheelbase [mm]:3150 Baumuster / Type:954.223/233	(66) (15) (83) (76) (28)
1	Lenkstange / Centre Rod Assembly Schubstange / Push Rod einseitig verstellbar / Adjustable on one side Länge [mm] / Length [mm]:866 Konusmaß [mm] / Cone Size [mm]:30 Rohr-Ø [mm] / Pipe Ø [mm]:38 mit Zubehör / with accessories	(6) (85) (101) (69) (58) (80) (140)	23469 01 001 460 98 05  11505 03	
	2531 LS 2546 LS, 25 t	09.96 - 10.02 10.97 -	 Lenkstockhebel zur 1. VA / Pitman Arm to 1st FA 1.VA / 1st FA Scheibenbremse / Disc Brake Radstand [mm] / Wheelbase [mm]:3900 Baumuster / Type:954.223	(66) (15) (83) (76) (28)
	2535 LS, 11946 ccm 2540 LS, 11946 ccm 2543 LS, 11946 ccm 2548 LS, 25 t, 15928 ccm 2553 LS	09.96 - 10.02 09.96 - 10.02 09.96 - 10.02 09.96 - 10.02 09.96 - 10.02	 Lenkstockhebel zur 1. VA / Pitman Arm to 1st FA 1.VA / 1st FA Scheibenbremse / Disc Brake Radstand [mm] / Wheelbase [mm]:3900 Baumuster / Type:954.223	(66) (15) (83) (76) (28)
	2535 LS, 11946 ccm 2540 LS, 11946 ccm 2543 LS, 11946 ccm 2548 LS, 25 t, 15928 ccm 2553 LS	09.96 - 10.02 09.96 - 10.02 09.96 - 10.02 09.96 - 10.02 09.96 - 10.02	 Lenkstockhebel zur 1. VA / Pitman Arm to 1st FA 1.VA / 1st FA Scheibenbremse / Disc Brake Radstand [mm] / Wheelbase [mm]:3900 für Fahrzeuge mit starrer Vorlaufachse / for vehicles with rigid leading axle Achsausführung / Axle Version:6x2/2 Baumuster / Type:954.233	(66) (15) (83) (76) (116) (19) (28)
	2558, L	04.03 -	Lenkstockhebel zur 1. VA / Pitman Arm to 1st FA Achsausführung / Axle Version:VL5 Baumuster / Type:930.203 Gekrüpfte Vorderachse / Offset front axle	(66) (19) (28) (47)
1	Lenkstange / Centre Rod Assembly Schubstange / Push Rod einseitig verstellbar / Adjustable on one side Länge [mm] / Length [mm]:879 Konusmaß [mm] / Cone Size [mm]:28,6 Rohr-Ø [mm] / Pipe Ø [mm]:36 mit Zubehör / with accessories mit Sicherungsmutter / with lock nut	(6) (85) (101) (69) (58) (80) (140) (138)	24243 01 002 460 44 05  23077 01	
	2558, L	04.03 -	 Lenkstockhebel zur 1. VA / Pitman Arm to 1st FA Achsausführung / Axle Version:VL4 Trommelbremse / Drum Brake Baumuster / Type:930.203	(66) (19) (86) (28)











MERCEDES-BENZ

ACTROS 2527 - 2560 6x2/4 06.96 -

 1	Lenkstange / Centre Rod Assembly Schubstange / Push Rod einseitig verstellbar / Adjustable on one side Länge [mm] / Length [mm]:876 Konusmaß [mm] / Cone Size [mm]:28,6 Rohr-Ø [mm] / Pipe Ø [mm]:40 mit Zubehör / with accessories	(6) (85) (101) (69) (58) (80) (140)	24244 01 002 460 48 05 	
	2535 LS, 11946 ccm 2540 LS, 11946 ccm 2543 LS, 11946 ccm 2548 LS, 25 t, 15928 ccm 2553 LS	09.96 - 10.02 09.96 - 10.02 09.96 - 10.02 09.96 - 10.02 09.96 - 10.02	 Lenkstockhebel zur 1. VA / Pitman Arm to 1st FA 1.VA / 1st FA Radstand [mm] / Wheelbase [mm]:3900 Baumuster / Type:954.223	(66) (15) (76) (28)
	2550 LS 2551 LS, 15928 ccm 2554 LS 2555 LS	04.03 - 04.03 - 04.03 - 09.05 -	 Lenkstockhebel zur 1. VA / Pitman Arm to 1st FA 1.VA / 1st FA Radstand [mm] / Wheelbase [mm]:3900 für Fahrzeuge mit starrer Vorlaufachse / for vehicles with rigid leading axle Achsausführung / Axle Version:6x2/2 Baumuster / Type:934.233	(66) (15) (76) (116) (19) (28)
	2548 LS, 26,5 t	06.08 -	 Lenkstockhebel zur 1. VA / Pitman Arm to 1st FA 1.VA / 1st FA Radstand von [mm] / Wheelbase from [mm]:3900 Radstand bis [mm] / Wheelbase to [mm]:5400 Radstand [mm] / Wheelbase [mm]:6000 für Fzg. mit zul. Gesamtgewicht [t] / for vehicles with permissible total weight [t]:25 Achsausführung / Axle Version:6x2 Baumuster / Type:930.202	(66) (15) (78) (77) (76) (121) (19) (28)
	2558, L	04.03 -	 Lenkstockhebel zur 1. VA / Pitman Arm to 1st FA Achsausführung / Axle Version:VL4 Baumuster / Type:930.203	(66) (19) (28)
	2548 L 2553 L	04.03 - 04.03 -	 Lenkstockhebel zur 1. VA / Pitman Arm to 1st FA 1.VA / 1st FA Achsausführung / Axle Version:6x2 Baumuster / Type:930.202-205	(66) (15) (19) (28)
	 1	Lenkstange / Centre Rod Assembly Schubstange / Push Rod einseitig verstellbar / Adjustable on one side Länge [mm] / Length [mm]:909 Konusmaß [mm] / Cone Size [mm]:30 Rohr-Ø [mm] / Pipe Ø [mm]:42 mit Zubehör / with accessories	(6) (85) (101) (69) (58) (80) (140)	24303 01 001 460 81 05 
2548 LS, 26,5 t		06.08 -	Lenkstockhebel zur 1. VA / Pitman Arm to 1st FA Scheibenbremse / Disc Brake Radstand von [mm] / Wheelbase from [mm]:3900 Radstand bis [mm] / Wheelbase to [mm]:5400 Radstand [mm] / Wheelbase [mm]:6000 für Fzg. mit zul. Gesamtgewicht [t] / for vehicles with permissible total weight [t]:25 Achsausführung / Axle Version:6x2 Baumuster / Type:930.202	(66) (83) (78) (77) (76) (121) (19) (28)
2548 L 2553 L		04.03 - 04.03 -	Lenkstockhebel zur 1. VA / Pitman Arm to 1st FA Scheibenbremse / Disc Brake Achsausführung / Axle Version:6x2 Baumuster / Type:930.202-205	(66) (83) (19) (28)





MERCEDES-BENZ

ACTROS 2527 - 2560 6x2/4 06.96 -

 1	Lenkstange / Centre Rod Assembly Schubstange / Push Rod einseitig verstellbar / Adjustable on one side Länge [mm] / Length [mm]:895 Konusmaß [mm] / Cone Size [mm]:28,6 Rohr-Ø [mm] / Pipe Ø [mm]:36 mit Zubehör / with accessories mit Sicherungsmutter / with lock nut	(6) (85) (101) (69) (58) (80) (140) (138)	25721 01 002 460 46 05  23077 01			
	2535 LS, 11946 ccm 2540 LS, 11946 ccm 2543 LS, 11946 ccm 2548 LS, 25 t, 15928 ccm 2553 LS	09.96 - 10.02 09.96 - 10.02 09.96 - 10.02 09.96 - 10.02 09.96 - 10.02	Lenkstockhebel zur 1. VA / Pitman Arm to 1st FA Trommelbremse / Drum Brake Radstand [mm] / Wheelbase [mm]:3900 Baumuster / Type:954.223	(66) (86) (76) (28)		
	2550 LS 2551 LS, 15928 ccm 2554 LS 2555 LS	04.03 - 04.03 - 04.03 - 09.05 -	Lenkstockhebel zur 1. VA / Pitman Arm to 1st FA Trommelbremse / Drum Brake Radstand [mm] / Wheelbase [mm]:3900 für Fahrzeuge mit starrer Vorlaufachse / for vehicles with rigid leading axle Achsausführung / Axle Version:6x2/2 Baumuster / Type:934.233	(66) (86) (76) (116) (19) (28)		
	2550 LS 2551 LS, 15928 ccm 2554 LS 2555 LS	04.03 - 04.03 - 04.03 - 09.05 -	Lenkstockhebel zur 1. VA / Pitman Arm to 1st FA Trommelbremse / Drum Brake Radstand [mm] / Wheelbase [mm]:3900 Baumuster / Type:934.223	(66) (86) (76) (28)		
	2548 LS, 26,5 t	06.08 -	Lenkstockhebel zur 1. VA / Pitman Arm to 1st FA Trommelbremse / Drum Brake Radstand von [mm] / Wheelbase from [mm]:3900 Radstand bis [mm] / Wheelbase to [mm]:5400 Radstand [mm] / Wheelbase [mm]:6000 für Fzg. mit zul. Gesamtgewicht [t] / for vehicles with permissible total weight [t]:25 Achsausführung / Axle Version:6x2 Baumuster / Type:930.202	(66) (86) (78) (77) (76) (121) (19) (28)		
	2548 L 2553 L	04.03 - 04.03 -	Lenkstockhebel zur 1. VA / Pitman Arm to 1st FA Trommelbremse / Drum Brake Achsausführung / Axle Version:6x2 Baumuster / Type:930.202-205	(66) (86) (19) (28)		
	 1	Lenkstange / Centre Rod Assembly Schubstange / Push Rod einseitig verstellbar / Adjustable on one side Länge [mm] / Length [mm]:776 Rohr-Ø [mm] / Pipe Ø [mm]:42 Konusmaß [mm] / Cone Size [mm]:28,6 mit Sicherungsmutter / with lock nut	(6) (85) (101) (69) (80) (58) (138)	36539 01 003 460 55 05  27623 01		
2527 LS 2530 LS 2532 LS, 25 t 2533 LS 2535 LS, 7698 ccm 2536 LS, 25 t 2540 LS, 10677 ccm 2542 LS 2543 LS, 10677 ccm 2545 LS 2548 LS, 25 t, 12809 ccm 2551 LS, 12809 ccm		07.11 - 07.11 - 07.11 - 07.11 - 07.11 - 07.11 - 07.11 - 07.11 - 07.11 - 07.11 - 07.11 - 07.11 -	Lenkstockhebel zur 1. VA / Pitman Arm to 1st FA für / for:508063 64 Baumuster / Type:963.423	(66) (102) (28)		
 3		Lenkstange / Centre Rod Assembly Schubstange / Push Rod nicht verstellbar / not adjustable Länge [mm] / Length [mm]:2069 Konusmaß [mm] / Cone Size [mm]:30 Rohr-Ø [mm] / Pipe Ø [mm]:40 mit Zubehör / with accessories	(6) (85) (146) (69) (58) (80) (140)	27441 01 000 460 85 05		
		2531 LS 2535 LS, 11946 ccm 2540 LS, 11946 ccm 2543 LS, 11946 ccm 2546 LS, 25 t 2548 LS, 25 t, 15928 ccm 2553 LS	09.96 - 10.02 09.96 - 10.02 09.96 - 10.02 09.96 - 10.02 10.97 - 09.96 - 10.02 09.96 - 10.02	am Zwischenhebel / at the intermediate lever vom 1. zum 2. Zwischenhebel / from 1st to 2nd control arm Radstand [mm] / Wheelbase [mm]:3900 Baumuster / Type:954.223	(97) (151) (76) (28)	



MERCEDES-BENZ

ACTROS 2527 - 2560		6x2/4	06.96 -		
6 Spurstange / Rod Assembly Führungsstange / Guide Rod beidseitig verstellbar / Adjustable on both sides Länge [mm] / Length [mm]:1465 Konusmaß [mm] / Cone Size [mm]:32 Rohr-Ø [mm] / Pipe Ø [mm]:40 mit Zubehör / with accessories	(9)		23989 01 945 330 02 03		
	(46)		▲ 11394 04		
	(100)		▲ 12280 04		
	(69)				
	(58)				
	(80)				
	(140)				
2531 LS	09.96 - 10.02	Achsausführung / Axle Version:739520		(19)	
2535 LS, 11946 ccm	09.96 - 10.02	Baumuster / Type:954.223		(28)	
2540 LS, 11946 ccm	09.96 - 10.02				
2543 LS, 11946 ccm	09.96 - 10.02				
2548 LS, 25 t, 15928 ccm	09.96 - 10.02				
2553 LS	09.96 - 10.02				
2551 LS, 15928 ccm	04.03 -	Achsausführung / Axle Version:739520		(19)	
2554 LS	04.03 -	Baumuster / Type:934.223		(28)	
2555 LS	09.05 -				
2550 LS	04.03 -	Achsausführung / Axle Version:739.520		(19)	
		Baumuster / Type:934.223		(28)	
2546 LS, 25 t	10.97 -	Achsausführung / Axle Version:739.520		(19)	
		Baumuster / Type:954.223		(28)	
6 Spurstange / Rod Assembly Führungsstange / Guide Rod beidseitig verstellbar / Adjustable on both sides Länge [mm] / Length [mm]:1625 Konusmaß [mm] / Cone Size [mm]:32 Rohr-Ø [mm] / Pipe Ø [mm]:52 mit Zubehör / with accessories	(9)		23992 01 949 330 02 03		
	(46)		▲ 11394 04		
	(100)		▲ 12280 04		
	(69)				
	(58)				
	(80)				
	(140)				
2558, L	04.03 -	Achsausführung / Axle Version:739.570		(19)	
		Achslast [t] / Axle Load [t]:9,0		(23)	
		Baumuster / Type:930.203		(28)	
6 Spurstange / Rod Assembly Führungsstange / Guide Rod einseitig verstellbar / Adjustable on one side Länge [mm] / Length [mm]:1685 Konusmaß [mm] / Cone Size [mm]:32 Rohr-Ø [mm] / Pipe Ø [mm]:50 mit Zubehör / with accessories	(9)		36540 01 960 330 01 03		
	(46)		21971 01		
	(101)				
	(69)				
	(58)				
	(80)				
	(140)				
	2527 LS	07.11 -	Achsausführung / Axle Version:739.528/573/575		(19)
	2530 LS	07.11 -	Achslast [t] / Axle Load [t]:7,5		(23)
	2532 LS, 25 t	07.11 -	Achslast [t] / Axle Load [t]:8		(23)
	2533 LS	07.11 -	Achslast [t] / Axle Load [t]:9		(23)
	2535 LS, 7698 ccm	07.11 -	für / for:504310 58		(102)
	2536 LS, 25 t	07.11 -	Baumuster / Type:963.423		(28)
	2540 LS, 10677 ccm	07.11 -			
2542 LS	07.11 -				
2543 LS, 10677 ccm	07.11 -				
2545 LS	07.11 -				
2548 LS, 25 t, 12809 ccm	07.11 -				
2551 LS, 12809 ccm	07.11 -				
6 Spurstange / Rod Assembly Führungsstange / Guide Rod einseitig verstellbar / Adjustable on one side Länge [mm] / Length [mm]:1735 Konusmaß [mm] / Cone Size [mm]:32 Rohr-Ø [mm] / Pipe Ø [mm]:62 mit Zubehör / with accessories mit Kronenmutter / with crown nut	(9)		37329 01 945 330 00 03		
	(46)		▲ 24445 01		
	(101)		37235 01		
	(69)				
	(58)				
	(80)				
	(140)				
	(134)				
	2531 LS	09.96 - 10.02	Achsausführung / Axle Version:739520		(19)
	2535 LS, 11946 ccm	09.96 - 10.02	Baumuster / Type:954.223		(28)
	2540 LS, 11946 ccm	09.96 - 10.02			
	2543 LS, 11946 ccm	09.96 - 10.02			
	2548 LS, 25 t, 15928 ccm	09.96 - 10.02			
	2553 LS	09.96 - 10.02			
2551 LS, 15928 ccm	04.03 -	Achsausführung / Axle Version:739520		(19)	
2554 LS	04.03 -	Baumuster / Type:934.223		(28)	
2555 LS	09.05 -				
2550 LS	04.03 -	Achsausführung / Axle Version:739.520		(19)	
		Baumuster / Type:934.223		(28)	
2546 LS, 25 t	10.97 -	Achsausführung / Axle Version:739.520		(19)	
		Baumuster / Type:954.223		(28)	






MERCEDES-BENZ

ACTROS 2527 - 2560










6x2/4

06.96 -

6	Spurstange / Rod Assembly Führungsstange / Guide Rod einseitig verstellbar / Adjustable on one side Länge [mm] / Length [mm]:1735 Konusmaß [mm] / Cone Size [mm]:32 Rohr-Ø [mm] / Pipe Ø [mm]:52 mit Zubehör / with accessories mit Kronenmutter / with crown nut	(9) (46) (101) (69) (58) (80) (140) (134)	37332 01 942 330 00 03 30737 01 37235 01	
2531 LS	09.96 - 10.02	Achsausführung / Axle Version:739510, 739550 Baumuster / Type:954.223	(19) (28)	
2535 LS, 11946 ccm 2540 LS, 11946 ccm 2543 LS, 11946 ccm 2548 LS, 25 t, 15928 ccm 2553 LS	09.96 - 10.02 09.96 - 10.02 09.96 - 10.02 09.96 - 10.02 09.96 - 10.02	Achsausführung / Axle Version:739510, 739550 Baumuster / Type:954.223/233	(19) (28)	
2551 LS, 15928 ccm 2554 LS 2555 LS	04.03 - 04.03 - 09.05 -	Achsausführung / Axle Version:739510, 739550 Baumuster / Type:934.223	(19) (28)	
2548 LS, 26,5 t	06.08 -	 1.VA / 1st FA Radstand von [mm] / Wheelbase from [mm]:4200 Radstand bis [mm] / Wheelbase to [mm]:5100 Radstand [mm] / Wheelbase [mm]:6000 für Fzg. mit zul. Gesamtgewicht [t] / for vehicles with permissible total weight [t]:25 Achsausführung / Axle Version:739510, 739550, 6x2 Baumuster / Type:930.202	(15) (78) (77) (76) (121)	
2550 LS	04.03 -	Achsausführung / Axle Version:739.510/550 Baumuster / Type:934.223	(19) (28)	
2558, L	04.03 -	Achsausführung / Axle Version:739.510/550 Achslast [t] / Axle Load [t]:7,5 Achslast [t] / Axle Load [t]:8,0 für / for:SKN-L Baumuster / Type:930.203	(19) (23) (23) (102) (28)	
2546 LS, 25 t	10.97 -	Achsausführung / Axle Version:739.510/550 Baumuster / Type:954.223	(19) (28)	
2548 L 2553 L	04.03 - 04.03 -	 1.VA / 1st FA Achsausführung / Axle Version:739.510/550, 6x2 Baumuster / Type:930.202-205	(15) (19) (28)	







MERCEDES-BENZ

ACTROS 2527 - 2560 6x2/4 06.96 -

 19	Lenker, Radaufhängung / Track Control Arm		(5)	22092 01 941 330 00 07 © 22090 01	
	Querlenker / Control Arm		(75)		
	Länge [mm] / Length [mm]:845		(69)		
	Rohr-Ø [mm] / Pipe Ø [mm]:62		(80)		
	Bohrung-Ø 1 / Bohrung-Ø 2 [mm] / Bore Ø 1 / Bore Ø 2 [mm]:17/17		(30)		
	Lochabstand 1/Lochabstand 2 / Hole Pitch 1/ Hole Pitch 2:100/100		(67)		
	Molekularlager / Molecular Bearing		(71)		
2535 LS, 11946 ccm 2540 LS, 11946 ccm 2543 LS, 11946 ccm 2548 LS, 25 t, 15928 ccm 2553 LS	09.96 - 10.02 09.96 - 10.02 09.96 - 10.02 09.96 - 10.02 09.96 - 10.02	 1.VA / 1st FA (15) Radstand [mm] / Wheelbase [mm]:3900 (76) für Fahrzeuge mit starrer Vorlaufachse / for vehicles with rigid leading axle (116) Achsausführung / Axle Version:6x2/2 (19) Baumuster / Type:954.233 (28)			
2551 LS, 15928 ccm	04.03 -	 1.VA / 1st FA (15) Radstand [mm] / Wheelbase [mm]:3900 (76) für Fahrzeuge mit starrer Vorlaufachse / for vehicles with rigid leading axle (116) Achsausführung / Axle Version:6x2/2 (19) Baumuster / Type:934.233 (28)			
2548 LS, 26,5 t	06.08 -	 1.VA / 1st FA (15) Radstand von [mm] / Wheelbase from [mm]:3900 (78) Radstand bis [mm] / Wheelbase to [mm]:5400 (77) Radstand [mm] / Wheelbase [mm]:6000 (76) für Fzg. mit zul. Gesamtgewicht [t] / for vehicles with permissible total weight [t]:25 (121) Achsausführung / Axle Version:6x2 (19) Baumuster / Type: 930.202 (28)			
2558, L	04.03 -	 Baumuster / Type:930.203 (28)			
2548 L 2553 L	04.03 - 04.03 -	 1.VA / 1st FA (15) Achsausführung / Axle Version:6x2 (19) Baumuster / Type: 930.202, 930.203, 930.204, 930.205 (28)			
 5	Spurstangenkopf / Tie Rod End		(10)	19537 01 002 460 09 48	
	am Lenkzylinder / at steering cylinder		(95)		
	Länge [mm] / Length [mm]:95		(69)		
	Konusmaß [mm] / Cone Size [mm]:30		(58)		
	Gewindemaß / Thread Size:M26x1,5		(49)		
	mit Rechtsgewinde / with right-hand thread Innengewinde / Inner Thread		(137) (54)		
2551 LS, 15928 ccm 2554 LS 2555 LS	04.03 - 04.03 - 09.05 -	Schleppachse / Tag Axle Baumuster / Type:934.223	(84) (28)		
2548 LS, 26,5 t	06.08 -	Schleppachse / Tag Axle Baumuster / Type:930.202	(84) (28)		
2558, L	04.03 -	Schleppachse / Tag Axle Baumuster / Type:930.203	(84) (28)		
2553 L	04.03 -	Schleppachse / Tag Axle Baumuster / Type:930.203/202/204-205	(84) (28)		














MERCEDES-BENZ

ACTROS 2527 - 2560		6x2/4	06.96 -	
 7	Spurstange / Rod Assembly Schubstange / Push Rod Führungsstange / Guide Rod beidseitig verstellbar / Adjustable on both sides Länge [mm] / Length [mm]:1281 Konusmaß [mm] / Cone Size [mm]:30 Rohr-Ø [mm] / Pipe Ø [mm]:38 mit Zubehör / with accessories	(9) (85) (46) (100) (69) (58) (80) (140)		24311 01 357 460 35 05  ▲ 11505 03 ▲ 11492 03
	2548 LS, 26,5 t	06.08 -	Schleppachse / Tag Axle für Fahrzeuge mit gelenkter Nachlaufachse / for vehicles with hinged trailing axle Baumuster / Type:930.202	(84) (114) (28)
	2548 LS, 26,5 t	06.08 -	Schleppachse / Tag Axle für Fahrzeuge mit gelenkter Nachlaufachse / for vehicles with hinged trailing axle Pritsche/Fahrgestell / Flatbed/Chassis Baumuster / Type:930.202	(84) (114) (74) (28)
	2558, L	04.03 -	Schleppachse / Tag Axle für Fahrzeuge mit gelenkter Nachlaufachse / for vehicles with hinged trailing axle Achsausführung / Axle Version:749.110 Achslast [t] / Axle Load [t]:7,5 Baumuster / Type:930.203	(84) (114) (19) (23) (28)
	2548 L 2553 L	04.03 - 04.03 -	Schleppachse / Tag Axle für Fahrzeuge mit gelenkter Nachlaufachse / for vehicles with hinged trailing axle Baumuster / Type:930.202-205	(84) (114) (28)
 10	Lenker, Radaufhängung / Track Control Arm Längslenker / Trailing Arm nicht verstellbar / not adjustable Länge [mm] / Length [mm]:755 Lochabstand 1/Lochabstand 2 / Hole Pitch 1/ Hole Pitch 2:100/100 Bohrung-Ø 1 / Bohrung-Ø 2 [mm] / Bore Ø 1 / Bore Ø 2 [mm]:17/17 Rohr-Ø [mm] / Pipe Ø [mm]:58 Molekularlager / Molecular Bearing	(5) (70) (146) (69) (67) (30) (80) (71)		22054 01 945 330 00 11 ® 22090 01 
	2531 LS	09.96 - 10.02	▲ Vorlaufachse / Leading Axle Radstand [mm] / Wheelbase [mm]:3900 Baumuster / Type:954.223	(88) (76) (28)
	2535 LS, 11946 ccm	09.96 - 10.02		
	2540 LS, 11946 ccm	09.96 - 10.02		
	2543 LS, 11946 ccm	09.96 - 10.02		
	2546 LS, 25 t	10.97 -		
	2548 LS, 25 t, 15928 ccm	09.96 - 10.02		
2553 LS	09.96 - 10.02			
2550 LS	04.03 -	▲ Vorlaufachse / Leading Axle Radstand [mm] / Wheelbase [mm]:3900 Baumuster / Type:934.223	(88) (76) (28)	
2554 LS	04.03 -			
2555 LS	09.05 -			
 20	Lenker, Radaufhängung / Track Control Arm Querlenker / Control Arm Länge [mm] / Length [mm]:850 Rohr-Ø [mm] / Pipe Ø [mm]:62 Bohrung-Ø 1 / Bohrung-Ø 2 [mm] / Bore Ø 1 / Bore Ø 2 [mm]:17/17 Lochabstand 1/Lochabstand 2 / Hole Pitch 1/ Hole Pitch 2:100/100 Molekularlager / Molecular Bearing	(5) (75) (69) (80) (30) (67) (71)		22055 01 945 330 00 07 ® 22090 01 
	2531 LS	09.96 - 10.02	≡ Vorlaufachse / Leading Axle Radstand [mm] / Wheelbase [mm]:3900 Baumuster / Type:954.223	(88) (76) (28)
	2535 LS, 11946 ccm	09.96 - 10.02		
	2540 LS, 11946 ccm	09.96 - 10.02		
	2543 LS, 11946 ccm	09.96 - 10.02		
	2546 LS, 25 t	10.97 -		
	2548 LS, 25 t, 15928 ccm	09.96 - 10.02		
	2553 LS	09.96 - 10.02		
	2550 LS	04.03 -	≡ Vorlaufachse / Leading Axle Radstand [mm] / Wheelbase [mm]:3900 Baumuster / Type:934.223	(88) (76) (28)
	2551 LS, 15928 ccm	04.03 -		
2554 LS	04.03 -			
2555 LS	09.05 -			



MERCEDES-BENZ










ACTROS 2527 - 2560 6x2/4 06.96 -

 8	Lenker, Radaufhängung / Track Control Arm Dreieckslenker (Nfz) / Wishbone (CV) Länge [mm] / Length [mm]:622 Rohr-Ø [mm] / Pipe Ø [mm]:46 Bohrung-Ø 1 / Bohrung-Ø 2 [mm] / Bore Ø 1 / Bore Ø 2 [mm]:25/25/25 Lochabstand 1/Lochabstand 2 / Hole Pitch 1/ Hole Pitch 2:152/130/130 Molekularlager / Molecular Bearing	(5) (38) (69) (80) (30) (67) (71)	21168 01 942 350 15 05 © 30587 01 © 30589 01		
	2531 LS 2546 LS, 25 t	09.96 - 10.02 10.97 -		Antriebsachse / Drive Axle Radstand [mm] / Wheelbase [mm]:3900 Baumuster / Type:954.223	(25) (76) (28)
	2535 LS, 11946 ccm 2540 LS, 11946 ccm 2543 LS, 11946 ccm 2548 LS, 25 t, 15928 ccm 2553 LS	09.96 - 10.02 09.96 - 10.02 09.96 - 10.02 09.96 - 10.02 09.96 - 10.02		Antriebsachse / Drive Axle Radstand [mm] / Wheelbase [mm]:3900 Baumuster / Type:954.223	(25) (76) (28)
	2535 LS, 11946 ccm 2540 LS, 11946 ccm 2543 LS, 11946 ccm 2548 LS, 25 t, 15928 ccm 2553 LS	09.96 - 10.02 09.96 - 10.02 09.96 - 10.02 09.96 - 10.02 09.96 - 10.02		Antriebsachse / Drive Axle Radstand [mm] / Wheelbase [mm]:3900 für Fahrzeuge mit starrer Vorlaufachse / for vehicles with rigid leading axle Achsausführung / Axle Version:6x2/2 Baumuster / Type:954.233	(25) (76) (116) (19) (28)
	2558, L	04.03 -		Antriebsachse / Drive Axle Baumuster / Type:930.203	(25) (28)
 8	Lenker, Radaufhängung / Track Control Arm Dreieckslenker (Nfz) / Wishbone (CV) Länge [mm] / Length [mm]:622 Rohr-Ø [mm] / Pipe Ø [mm]:46 Bohrung-Ø 1 / Bohrung-Ø 2 [mm] / Bore Ø 1 / Bore Ø 2 [mm]:23/23/25 Lochabstand 1/Lochabstand 2 / Hole Pitch 1/ Hole Pitch 2:130/130/152 Molekularlager / Molecular Bearing	(5) (38) (69) (80) (30) (67) (71)	23065 01 942 350 16 05 © 30586 01 © 23841 01		
	2548 LS, 26,5 t	06.08 -		Schleppachse / Tag Axle für Fahrzeuge mit Liftachse / for vehicles with lift axle Radstand von [mm] / Wheelbase from [mm]:3900 Radstand bis [mm] / Wheelbase to [mm]:5400 Radstand [mm] / Wheelbase [mm]:6000 für Fzg. mit zul. Gesamtgewicht [t] / for vehicles with permissible total weight [t]:25 Achsausführung / Axle Version:6x2 Baumuster / Type:930.202	(84) (107) (78) (77) (76) (121) (19) (28)
	2558, L	04.03 -		Schleppachse / Tag Axle Baumuster / Type:930.203	(84) (28)
	2548 L 2553 L	04.03 - 04.03 -		Schleppachse / Tag Axle für Fahrzeuge mit Liftachse / for vehicles with lift axle Achsausführung / Axle Version:6x2 Baumuster / Type:930.202-205	(84) (107) (19) (28)



MERCEDES-BENZ



ACTROS 2527 - 2560 6x2/4 06.96 -

<p> 8</p>	<p>Lenker, Radaufhängung / Track Control Arm Dreieckslenker (Nfz) / Wishbone (CV) Länge [mm] / Length [mm]:622 Rohr-Ø [mm] / Pipe Ø [mm]:46 Bohrung-Ø 1 / Bohrung-Ø 2 [mm] / Bore Ø 1 / Bore Ø 2 [mm]:25/23/23 Lochabstand 1/Lochabstand 2 / Hole Pitch 1/ Hole Pitch 2:152/130/130 Molekularlager / Molecular Bearing</p>	<p>(5) (38) (69) (80) (30) (67) (71)</p>	<p>31887 01 942 350 12 05 © 30588 01</p> 
	<p>2551 LS, 15928 ccm 04.03 - 2554 LS 04.03 - 2555 LS 09.05 -</p>		<p> Radstand [mm] / Wheelbase [mm]:2550 (76) für Fzg. mit zul. Gesamtgewicht [t] / for vehicles with permissible total weight [t]:24 (121) Achsausführung / Axle Version:6X2/4 (19) Baumuster / Type:934.223 (28)</p>
	<p>2551 LS, 15928 ccm 04.03 - 2554 LS 04.03 - 2555 LS 09.05 -</p>		<p> Radstand [mm] / Wheelbase [mm]:2550 (76) Radstand [mm] / Wheelbase [mm]:2890 (76) für Fzg. mit zul. Gesamtgewicht [t] / for vehicles with permissible total weight [t]:24 (121) Achsausführung / Axle Version:6X2/2 (19) Baumuster / Type:934.233/235 (28)</p>
	<p>2550 LS 04.03 -</p>		<p> für Fzg. mit zul. Gesamtgewicht [t] / for vehicles with permissible total weight [t]:24 (121) Achsausführung / Axle Version:6X2/2 (19) Baumuster / Type:934.233 (28)</p>
	<p>2550 LS 04.03 -</p>		<p> Radstand [mm] / Wheelbase [mm]:2550 (76) für Fzg. mit zul. Gesamtgewicht [t] / for vehicles with permissible total weight [t]:24 (121) Achsausführung / Axle Version:6X2/4 (19) Baumuster / Type:934.223 (28)</p>
	<p>2527 LS 07.11 - 2530 LS 07.11 - 2532 LS, 25 t 07.11 - 2533 LS 07.11 - 2535 LS, 7698 ccm 07.11 - 2536 LS, 25 t 07.11 - 2540 LS, 10677 ccm 07.11 - 2542 LS 07.11 - 2543 LS, 10677 ccm 07.11 - 2545 LS 07.11 - 2548 LS, 25 t, 12809 ccm 07.11 - 2551 LS, 12809 ccm 07.11 -</p>		<p> Antriebsachse / Drive Axle (25) Baumuster / Type:963.423 (28)</p>
	<p>Kugelpopf, Schaltgestänge Ball Head, gearshift linkage Länge [mm] / Length [mm]:55 (69) Konusmaß [mm] / Cone Size [mm]:10 (58) Aussengewinde [mm] / Outer Thread [mm]:M14x1,5 mit Rechtsgewinde / with right-hand thread (27) (137)</p>	<p>(3)</p>	<p>19465 01 000 996 70 45</p> 
	<p>2531 LS 09.96 - 10.02 2535 LS, 11946 ccm 09.96 - 10.02 2540 LS, 11946 ccm 09.96 - 10.02 2543 LS, 11946 ccm 09.96 - 10.02 2546 LS, 25 t 10.97 - 2548 LS, 25 t, 15928 ccm 09.96 - 10.02 2553 LS 09.96 - 10.02</p>		
	<p>Kugelpopf, Schaltgestänge Ball Head, gearshift linkage Länge [mm] / Length [mm]:45 (69) Konusmaß [mm] / Cone Size [mm]:12 (58) Innengewinde [mm] / Inner Thread [mm]:M12 mit Linksgewinde / with left-hand thread (55) Gewindemaß / Thread Size:M10 (135) (49)</p>	<p>(3)</p>	<p>21691 01 000 996 67 45</p> 
	<p>2531 LS 09.96 - 10.02 2535 LS, 11946 ccm 09.96 - 10.02 2540 LS, 11946 ccm 09.96 - 10.02 2543 LS, 11946 ccm 09.96 - 10.02 2546 LS, 25 t 10.97 - 2548 LS, 25 t, 15928 ccm 09.96 - 10.02 2553 LS 09.96 - 10.02</p>		



MERCEDES-BENZ

ACTROS 2527 - 2560 6x2/4 06.96 -






	<p>Kugelkopf, Schaltgestänge Ball Head, gearshift linkage Länge [mm] / Length [mm]:59 (69) Konusmaß [mm] / Cone Size [mm]:10 (58) Innengewinde [mm] / Inner Thread [mm]:M12 (55) mit Rechtsgewinde / with right-hand thread (137) Gewindemaß / Thread Size:M10 (49)</p>	(3)	<p>21696 01 000 996 66 45</p> 
	<p>2531 LS 09.96 - 10.02 2535 LS, 11946 ccm 09.96 - 10.02 2540 LS, 11946 ccm 09.96 - 10.02 2543 LS, 11946 ccm 09.96 - 10.02 2546 LS, 25 t 10.97 - 2548 LS, 25 t, 15928 ccm 09.96 - 10.02 2553 LS 09.96 - 10.02</p>		
	<p>Kugelkopf, Schaltgestänge Ball Head, gearshift linkage Länge [mm] / Length [mm]:55 (69) Konusmaß [mm] / Cone Size [mm]:12 (58) Aussengewinde [mm] / Outer Thread [mm]:M14x1,5 (27) mit Rechtsgewinde / with right-hand thread (137)</p>	(3)	<p>22721 01 000 268 59 89</p> 
	<p>2531 LS 09.96 - 10.02 2535 LS, 11946 ccm 09.96 - 10.02 2540 LS, 11946 ccm 09.96 - 10.02 2543 LS, 11946 ccm 09.96 - 10.02 2546 LS, 25 t 10.97 - 2548 LS, 25 t, 15928 ccm 09.96 - 10.02 2553 LS 09.96 - 10.02</p>		



MERCEDES-BENZ

ACTROS 2527 - 2560

06.96 -











1	Lenkstange / Centre Rod Assembly Schubstange / Push Rod einseitig verstellbar / Adjustable on one side Länge [mm] / Length [mm]:909 Konusmaß [mm] / Cone Size [mm]:30 Rohr-Ø [mm] / Pipe Ø [mm]:42 mit Zubehör / with accessories	(6) (85) (101) (69) (58) (80) (140)	24303 01 001 460 81 05  11505 03
2531			Lenkstockhebel zur 1. VA / Pitman Arm to 1st FA (66) Scheibenbremse / Disc Brake (83) Radstand [mm] / Wheelbase [mm]:3150 (76) Radstand [mm] / Wheelbase [mm]:3450 (76) Radstand [mm] / Wheelbase [mm]:3750 (76) Radstand [mm] / Wheelbase [mm]:4050 (76) Achsausführung / Axle Version:6x2/4 (19) Baumuster / Type:930.224-226 (28)
1	Lenkstange / Centre Rod Assembly Schubstange / Push Rod einseitig verstellbar / Adjustable on one side Länge [mm] / Length [mm]:895 Konusmaß [mm] / Cone Size [mm]:28,6 Rohr-Ø [mm] / Pipe Ø [mm]:36 mit Zubehör / with accessories mit Sicherungsmutter / with lock nut	(6) (85) (101) (69) (58) (80) (140) (138)	25721 01 002 460 46 05  23077 01
2531			 Lenkstockhebel zur 1. VA / Pitman Arm to 1st FA (66) Trommelbremse / Drum Brake (86) Radstand [mm] / Wheelbase [mm]:4500 (76) Radstand [mm] / Wheelbase [mm]:4800 (76) Schleppachse / Tag Axle (84) mit Doppelbereifung / with dual tyres (132) Achsausführung / Axle Version:6x2 (19) Baumuster / Type:930.113-114 (28)
2531			Lenkstockhebel zur 1. VA / Pitman Arm to 1st FA (66) Trommelbremse / Drum Brake (86) Radstand [mm] / Wheelbase [mm]:3150 (76) Radstand [mm] / Wheelbase [mm]:3450 (76) Radstand [mm] / Wheelbase [mm]:3750 (76) Radstand [mm] / Wheelbase [mm]:4050 (76) Achsausführung / Axle Version:6x2/4 (19) Baumuster / Type:930.224-226 (28)
3	Lenkstange / Centre Rod Assembly Schubstange / Push Rod nicht verstellbar / not adjustable Länge [mm] / Length [mm]:1255 Konusmaß [mm] / Cone Size [mm]:30 Rohr-Ø [mm] / Pipe Ø [mm]:42 mit Zubehör / with accessories	(6) (85) (146) (69) (58) (80) (140)	24310 01 002 460 13 05 
2531			 am Zwischenhebel / at the intermediate lever (97) Zwischenhebel 1 zum Zwischenlager 2 / Control arm 1 to intermediate bearing 2 (89) Radstand [mm] / Wheelbase [mm]:3450 (76) Achsausführung / Axle Version:6x2/4 (19) Baumuster / Type:930.224 (28)



MERCEDES-BENZ

ACTROS 2527 - 2560

06.96 -










 6	Spurstange / Rod Assembly Führungsstange / Guide Rod einseitig verstellbar / Adjustable on one side Länge [mm] / Length [mm]:1735 Konusmaß [mm] / Cone Size [mm]:32 Rohr-Ø [mm] / Pipe Ø [mm]:52 mit Zubehör / with accessories mit Kronenmutter / with crown nut	(9) (46) (101) (69) (58) (80) (140) (134)	37332 01 942 330 00 03 30737 01 37235 01 
	2531	 1.VA / 1st FA Achsausführung / Axle Version:739510, 739550, 6x2/4 Baumuster / Type:930.224-226	(15) (19) (28)
	2531	 1.VA / 1st FA Achsausführung / Axle Version:739510, 739550, 6x2 Baumuster / Type:930.213-215	(15) (19) (28)
	2531	 1.VA / 1st FA Radstand [mm] / Wheelbase [mm]:4500 Radstand [mm] / Wheelbase [mm]:4800 Schleppachse / Tag Axle mit Doppelbereifung / with dual tyres Achsausführung / Axle Version:739510, 739550, 6x2 Baumuster / Type:930.113-114	(15) (76) (76) (84) (132) (19) (28)
	2531	 1.VA / 1st FA Radstand von [mm] / Wheelbase from [mm]:4200 Radstand bis [mm] / Wheelbase to [mm]:5100 Radstand [mm] / Wheelbase [mm]:6000 Achsausführung / Axle Version:739510, 739550, 6x2 Baumuster / Type:930.202-205/208	(15) (78) (77) (76) (19) (28)
 12	Lenker, Radaufhängung / Track Control Arm Längslenker / Trailing Arm Länge [mm] / Length [mm]:754 Lochabstand 1/Lochabstand 2 / Hole Pitch 1/ Hole Pitch 2:100 Bohrung-Ø 1 / Bohrung-Ø 2 [mm] / Bore Ø 1 / Bore Ø 2 [mm]:17/17 Bohrung-Ø [mm] / Bore Ø [mm]:24,2 Lochanzahl / Number of Holes:3 Rohr-Ø [mm] / Pipe Ø [mm]:40 Molekularlager / Molecular Bearing	(5) (70) (69) (67) (30) (33) (68) (80) (71)	22053 01 941 330 00 11 © 22090 01 
	2531	 1.VA / 1st FA Radstand [mm] / Wheelbase [mm]:4500 Radstand [mm] / Wheelbase [mm]:4800 Radstand [mm] / Wheelbase [mm]:5100 Radstand [mm] / Wheelbase [mm]:6000 Achsausführung / Axle Version:6x2 Baumuster / Type:930.213-215 Fahrgestellhöhe niedrig 868 mm / height of chassis low 868 mm	(15) (76) (76) (76) (76) (19) (28) (44)
	2531	 1.VA / 1st FA Radstand [mm] / Wheelbase [mm]:4200 Radstand [mm] / Wheelbase [mm]:4500 Radstand [mm] / Wheelbase [mm]:4800 Radstand [mm] / Wheelbase [mm]:5100 Achsausführung / Axle Version:6x2 Baumuster / Type:930.202-204/208	(15) (76) (76) (76) (76) (19) (28)



MERCEDES-BENZ

ACTROS 2527 - 2560

06.96 -






 19	Lenker, Radaufhängung / Track Control Arm Querlenker / Control Arm Länge [mm] / Length [mm]:845 Rohr-Ø [mm] / Pipe Ø [mm]:62 Bohrung-Ø 1 / Bohrung-Ø 2 [mm] / Bore Ø 1 / Bore Ø 2 [mm]:17/17 Lochabstand 1/Lochabstand 2 / Hole Pitch 1/ Hole Pitch 2:100/100 Molekularlager / Molecular Bearing	(5) (75) (69) (80) (30) (67) (71)	22092 01 941 330 00 07 © 22090 01 
	2531		Radstand [mm] / Wheelbase [mm]:4500 (76) Radstand [mm] / Wheelbase [mm]:4800 (76) Radstand [mm] / Wheelbase [mm]:5100 (76) Radstand [mm] / Wheelbase [mm]:6000 (76) Achsausführung / Axle Version:6x2 (19) Baumuster / Type:930.213-215 (28) Fahrgestellhöhe niedrig 868 mm / height of chassis low 868 mm (44)
	2531		 1.VA / 1st FA (15) Radstand [mm] / Wheelbase [mm]:3150 (76) Radstand [mm] / Wheelbase [mm]:3450 (76) Radstand [mm] / Wheelbase [mm]:3750 (76) Radstand [mm] / Wheelbase [mm]:4050 (76) Achsausführung / Axle Version:6x2/4 (19) Baumuster / Type:930.224-226 (28)
	2531		 1.VA / 1st FA (15) Radstand [mm] / Wheelbase [mm]:4200 (76) Radstand [mm] / Wheelbase [mm]:4500 (76) Radstand [mm] / Wheelbase [mm]:4800 (76) Radstand [mm] / Wheelbase [mm]:5100 (76) Radstand [mm] / Wheelbase [mm]:6000 (76) Achsausführung / Axle Version:6x2 (19) Baumuster / Type: 930.202, 930.203, 930.204, 930.205 (28) Baumuster / Type: 930.208 (28)
 7	Spurstange / Rod Assembly Schubstange / Push Rod Führungsstange / Guide Rod beidseitig verstellbar / Adjustable on both sides Länge [mm] / Length [mm]:1281 Konusmaß [mm] / Cone Size [mm]:30 Rohr-Ø [mm] / Pipe Ø [mm]:38 mit Zubehör / with accessories	(9) (85) (46) (100) (69) (58) (80) (140)	24311 01 357 460 35 05 ▲ 11505 03 ▲ 11492 03 
	2531		Schleppachse / Tag Axle (84) für Fahrzeuge mit gelenkter Nachlaufachse / for vehicles with hinged (114) trailing axle Baumuster / Type:930.202-205 (28)
 10	Lenker, Radaufhängung / Track Control Arm Längslenker / Trailing Arm nicht verstellbar / not adjustable Länge [mm] / Length [mm]:755 Lochabstand 1/Lochabstand 2 / Hole Pitch 1/ Hole Pitch 2:100/100 Bohrung-Ø 1 / Bohrung-Ø 2 [mm] / Bore Ø 1 / Bore Ø 2 [mm]:17/17 Rohr-Ø [mm] / Pipe Ø [mm]:58 Molekularlager / Molecular Bearing	(5) (70) (146) (69) (67) (30) (80) (71)	22054 01 945 330 00 11 © 22090 01 
	2531		 Vorlaufachse / Leading Axle (88) Radstand [mm] / Wheelbase [mm]:3150 (76) Radstand [mm] / Wheelbase [mm]:3450 (76) Radstand [mm] / Wheelbase [mm]:3750 (76) Radstand [mm] / Wheelbase [mm]:4050 (76) Achsausführung / Axle Version:6x2/4 (19) Baumuster / Type:930.224-226 (28)



MERCEDES-BENZ

ACTROS 2527 - 2560









06.96 -

 8	Lenker, Radaufhängung / Track Control Arm Dreieckslenker (Nfz) / Wishbone (CV) Länge [mm] / Length [mm]:622 Rohr-Ø [mm] / Pipe Ø [mm]:46 Bohrung-Ø 1 / Bohrung-Ø 2 [mm] / Bore Ø 1 / Bore Ø 2 [mm]:25/25/25 Lochabstand 1/Lochabstand 2 / Hole Pitch 1/ Hole Pitch 2:152/130/130 Molekularlager / Molecular Bearing	(5) (38) (69) (80) (30) (67) (71)	21168 01 942 350 15 05 © 30587 01 © 30589 01		
	2531	 Antriebsachse / Drive Axle ->Chass. K 864073 Radstand [mm] / Wheelbase [mm]:4200 Radstand [mm] / Wheelbase [mm]:4500 Radstand [mm] / Wheelbase [mm]:4800 Radstand [mm] / Wheelbase [mm]:5100 Radstand [mm] / Wheelbase [mm]:6000 Achsausführung / Axle Version:6x2 Baumuster / Type:930.202-205/208	(25) (76) (76) (76) (76) (76) (19) (28)		
 8	Lenker, Radaufhängung / Track Control Arm Dreieckslenker (Nfz) / Wishbone (CV) Länge [mm] / Length [mm]:622 Rohr-Ø [mm] / Pipe Ø [mm]:46 Bohrung-Ø 1 / Bohrung-Ø 2 [mm] / Bore Ø 1 / Bore Ø 2 [mm]:23/23/25 Lochabstand 1/Lochabstand 2 / Hole Pitch 1/ Hole Pitch 2:130/130/152 Molekularlager / Molecular Bearing	(5) (38) (69) (80) (30) (67) (71)	23065 01 942 350 16 05 © 30586 01 © 23841 01		
	2531	Schleppachse / Tag Axle für Fahrzeuge mit Liftachse / for vehicles with lift axle Radstand [mm] / Wheelbase [mm]:4500 Radstand [mm] / Wheelbase [mm]:4800 Radstand [mm] / Wheelbase [mm]:5100 Radstand [mm] / Wheelbase [mm]:6000 Achsausführung / Axle Version:6x2 Baumuster / Type:930.213-215 Fahrgestellhöhe niedrig 868 mm / height of chassis low 868 mm	(84) (107) (76) (76) (76) (76) (19) (28) (44)		
	2531	Schleppachse / Tag Axle für Fahrzeuge mit Liftachse / for vehicles with lift axle Radstand [mm] / Wheelbase [mm]:4200 Radstand [mm] / Wheelbase [mm]:4500 Radstand [mm] / Wheelbase [mm]:4800 Radstand [mm] / Wheelbase [mm]:5100 Radstand [mm] / Wheelbase [mm]:6000 Achsausführung / Axle Version:6x2 Baumuster / Type:930.202-205/208	(84) (107) (76) (76) (76) (76) (19) (28)		



MERCEDES-BENZ

ACTROS 2627 - 2665 **6x2** **04.96 -**

 <div style="border: 1px solid black; padding: 2px; display: inline-block;">1</div>	Lenkstange / Centre Rod Assembly Schubstange / Push Rod einseitig verstellbar / Adjustable on one side Länge [mm] / Length [mm]:866 Konusmaß [mm] / Cone Size [mm]:30 Rohr-Ø [mm] / Pipe Ø [mm]:38 mit Zubehör / with accessories		(6) (85) (101) (69) (58) (80) (140)	23469 01 001 460 98 05  11505 03	
	2631 LS 10.09 - 2632 LS, 11946 ccm 10.09 - 2635 LS, 11946 ccm 10.09 - 2636 LS, 11946 ccm 10.09 - 2640 LS, 11946 ccm 10.09 - 2641 LS 10.09 - 2643 LS, 315-320 kW 10.09 - 2646 LS 10.09 - 2648 LS, 355 kW 10.09 - 2651 LS, 15928 ccm 10.09 - 2653 LS 10.09 - 2655 LS 10.09 -	 Lenkstockhebel zur 1. VA / Pitman Arm to 1st FA Achsausführung / Axle Version:VL5 Baumuster / Type:934.251 Gekröpfte Vorderachse / Offset front axle	(66) (19) (28) (47)		
 <div style="border: 1px solid black; padding: 2px; display: inline-block;">1</div>	Lenkstange / Centre Rod Assembly Schubstange / Push Rod einseitig verstellbar / Adjustable on one side Länge [mm] / Length [mm]:879 Konusmaß [mm] / Cone Size [mm]:28,6 Rohr-Ø [mm] / Pipe Ø [mm]:36 mit Zubehör / with accessories mit Sicherungsmutter / with lock nut		(6) (85) (101) (69) (58) (80) (140) (138)	24243 01 002 460 44 05  23077 01	
	2631 LS 10.09 - 2632 LS, 11946 ccm 10.09 - 2635 LS, 11946 ccm 10.09 - 2636 LS, 11946 ccm 10.09 - 2640 LS, 11946 ccm 10.09 - 2641 LS 10.09 - 2643 LS, 315-320 kW 10.09 - 2646 LS 10.09 - 2648 LS, 355 kW 10.09 - 2651 LS, 15928 ccm 10.09 - 2653 LS 10.09 - 2655 LS 10.09 -	 Lenkstockhebel zur 1. VA / Pitman Arm to 1st FA Trommelbremse / Drum Brake Achsausführung / Axle Version:VL4 Baumuster / Type:934.251	(66) (86) (19) (28)		
 <div style="border: 1px solid black; padding: 2px; display: inline-block;">1</div>	Lenkstange / Centre Rod Assembly Schubstange / Push Rod einseitig verstellbar / Adjustable on one side Länge [mm] / Length [mm]:776 Rohr-Ø [mm] / Pipe Ø [mm]:42 Konusmaß [mm] / Cone Size [mm]:28,6 mit Sicherungsmutter / with lock nut		(6) (85) (101) (69) (80) (58) (138)	36539 01 003 460 55 05  27623 01	
	2627 LS 07.11 - 2630 LS 07.11 - 2632 LS, 7698 ccm 07.11 - 2633 LS 07.11 - 2635 LS, 7698 ccm 07.11 - 2636 LS, 10677 ccm 07.11 - 2640 LS, 10677 ccm 07.11 - 2642 LS 07.11 - 2643 LS, 315 kW 07.11 - 2645 LS 07.11 - 2648 LS, 350 kW 07.11 - 2651 LS, 12809 ccm 07.11 -	Lenkstockhebel zur 1. VA / Pitman Arm to 1st FA für / for:508063 64 Baumuster / Type:963.425	(66) (102) (28)		











MERCEDES-BENZ

ACTROS 2627 - 2665









6x2

04.96 -

 1	Lenkstange / Centre Rod Assembly Schubstange / Push Rod einseitig verstellbar / Adjustable on one side Länge [mm] / Length [mm]:801 Konusmaß [mm] / Cone Size [mm]:28,6 Rohr-Ø [mm] / Pipe Ø [mm]:42 mit Sicherungsmutter / with lock nut	(6) (85) (101) (69) (58) (80) (138)	36722 01 003 460 54 05 ▲ 27623 01 	
	2627 L 07.11 - 2630 L 07.11 - 2632 L 07.11 - 2633 L 07.11 - 2635 L 07.11 - 2636 L 07.11 - 2640 L 07.11 - 2642 L 07.11 - 2643 L 07.11 - 2645 L 07.11 - 2648 L 07.11 - 2651 L 07.11 -	Lenkstockhebel zur 1. VA / Pitman Arm to 1st FA für / for:508063 65 Baumuster / Type:963.024-025	(66) (102) (28)	
 6	Spurstange / Rod Assembly Führungsstange / Guide Rod beidseitig verstellbar / Adjustable on both sides Länge [mm] / Length [mm]:1625 Konusmaß [mm] / Cone Size [mm]:32 Rohr-Ø [mm] / Pipe Ø [mm]:52 mit Zubehör / with accessories	(9) (46) (100) (69) (58) (80) (140)	23992 01 949 330 02 03 ▲ 11394 04 ▲ 12280 04 	
	2631 LS 10.09 - 2632 LS, 11946 ccm 10.09 - 2635 LS, 11946 ccm 10.09 - 2636 LS, 11946 ccm 10.09 - 2640 LS, 11946 ccm 10.09 - 2641 LS 10.09 - 2643 LS, 315-320 kW 10.09 - 2646 LS 10.09 - 2648 LS, 355 kW 10.09 - 2651 LS, 15928 ccm 10.09 - 2653 LS 10.09 - 2655 LS 10.09 -	 Achsausführung / Axle Version:739.570 1.VA / 1st FA Achslast [t] / Axle Load [t]:9,0 Baumuster / Type:934.251	(19) (15) (23) (28)	
 6	Spurstange / Rod Assembly Führungsstange / Guide Rod beidseitig verstellbar / Adjustable on both sides Länge [mm] / Length [mm]:1532 Konusmaß [mm] / Cone Size [mm]:32 Rohr-Ø [mm] / Pipe Ø [mm]:50 mit Zubehör / with accessories	(9) (46) (100) (69) (58) (80) (140)	23995 01 949 330 18 03 ▲ 11394 04 ▲ 12280 04 	
	2631 LS 10.09 - 2632 LS, 11946 ccm 10.09 - 2635 LS, 11946 ccm 10.09 - 2636 LS, 11946 ccm 10.09 - 2640 LS, 11946 ccm 10.09 - 2641 LS 10.09 - 2643 LS, 315-320 kW 10.09 - 2646 LS 10.09 - 2648 LS, 355 kW 10.09 - 2651 LS, 15928 ccm 10.09 - 2653 LS 10.09 - 2655 LS 10.09 -	 1.VA / 1st FA Achsausführung / Axle Version:739.570 Achslast [t] / Axle Load [t]:9,0 Baumuster / Type:934.251	(15) (19) (23) (28)	












MERCEDES-BENZ

ACTROS 2627 - 2665		6x2	04.96 -	
 6	Spurstange / Rod Assembly Führungsstange / Guide Rod einseitig verstellbar / Adjustable on one side Länge [mm] / Length [mm]:1685 Konusmaß [mm] / Cone Size [mm]:32 Rohr-Ø [mm] / Pipe Ø [mm]:50 mit Zubehör / with accessories	(9) (46) (101) (69) (58) (80) (140)	36540 01 960 330 01 03 21971 01 	
	2627 L 07.11 - 2630 L 07.11 - 2632 L 07.11 - 2633 L 07.11 - 2635 L 07.11 - 2636 L 07.11 - 2640 L 07.11 - 2642 L 07.11 - 2643 L 07.11 - 2645 L 07.11 - 2648 L 07.11 - 2651 L 07.11 -	Achslast [t] / Axle Load [t]:7,5 Achslast [t] / Axle Load [t]:8 Achslast [t] / Axle Load [t]:9 Achsausführung / Axle Version:739.528/573/575 für / for:504310 57 Baumuster / Type:963.024-025	(23) (23) (23) (19) (102) (28)	
2627 LS 2630 LS 2632 LS, 7698 ccm 2633 LS 2635 LS, 7698 ccm 2636 LS, 10677 ccm 2640 LS, 10677 ccm 2642 LS 2643 LS, 315 kW 2645 LS 2648 LS, 350 kW 2651 LS, 12809 ccm	Achsausführung / Axle Version:739.528/573/575 für / for:504310 58 Baumuster / Type:963.425	(19) (102) (28)		
 6	Spurstange / Rod Assembly Führungsstange / Guide Rod einseitig verstellbar / Adjustable on one side Länge [mm] / Length [mm]:1685 Konusmaß [mm] / Cone Size [mm]:32 Rohr-Ø [mm] / Pipe Ø [mm]:52 mit Zubehör / with accessories	(9) (46) (101) (69) (58) (80) (140)	36762 01 960 330 04 03 21971 01 	
	2627 L 07.11 - 2630 L 07.11 - 2632 L 07.11 - 2633 L 07.11 - 2635 L 07.11 - 2636 L 07.11 - 2640 L 07.11 - 2642 L 07.11 - 2643 L 07.11 - 2645 L 07.11 - 2648 L 07.11 - 2651 L 07.11 -	Achslast [t] / Axle Load [t]:8 Achsausführung / Axle Version:739.505 für / for:504310 57 Baumuster / Type:963.024-025	(23) (19) (102) (28)	
 6	Spurstange / Rod Assembly Führungsstange / Guide Rod einseitig verstellbar / Adjustable on one side Länge [mm] / Length [mm]:1735 Konusmaß [mm] / Cone Size [mm]:32 Rohr-Ø [mm] / Pipe Ø [mm]:52 mit Zubehör / with accessories mit Kronenmutter / with crown nut	(9) (46) (101) (69) (58) (80) (140) (134)	37332 01 942 330 00 03  30737 01 37235 01 	
	2631 LS 10.09 - 2632 LS, 11946 ccm 10.09 - 2635 LS, 11946 ccm 10.09 - 2636 LS, 11946 ccm 10.09 - 2640 LS, 11946 ccm 10.09 - 2641 LS 10.09 - 2643 LS, 315-320 kW 10.09 - 2646 LS 10.09 - 2648 LS, 355 kW 10.09 - 2651 LS, 15928 ccm 10.09 - 2653 LS 10.09 - 2655 LS 10.09 -	 Achsausführung / Axle Version:739.510/550 1.VA / 1st FA Achslast [t] / Axle Load [t]:7,5 Achslast [t] / Axle Load [t]:8,0 Baumuster / Type:934.251	(19) (15) (23) (23) (28)	



MERCEDES-BENZ








ACTROS 2627 - 2665 6x2 04.96 -

 12	Lenker, Radaufhängung / Track Control Arm Längslenker / Trailing Arm Länge [mm] / Length [mm]:600 Durchmesser [mm] / Diameter [mm]:72 Bohrung-Ø [mm] / Bore Ø [mm]:24,2	(5) (70) (69) (41) (33)	37618 01 960 330 03 11 
	2627 L 07.11 - 2630 L 07.11 - 2632 L 07.11 - 2633 L 07.11 - 2635 L 07.11 - 2636 L 07.11 - 2640 L 07.11 - 2642 L 07.11 - 2643 L 07.11 - 2645 L 07.11 - 2648 L 07.11 - 2651 L 07.11 -	 längs / Longitudinal für / for:539238 04 Baumuster / Type:963.025	(130) (102) (28)
 12	Lenker, Radaufhängung / Track Control Arm Längslenker / Trailing Arm Länge [mm] / Length [mm]:860 Bohrung-Ø 1 / Bohrung-Ø 2 [mm] / Bore Ø 1 / Bore Ø 2 [mm]:17/17 Lochabstand 1/Lochabstand 2 / Hole Pitch 1/ Hole Pitch 2:100/100	(5) (70) (69) (30) (67)	37619 01 960 330 01 07 
	2627 L 07.11 - 2630 L 07.11 - 2632 L 07.11 - 2633 L 07.11 - 2635 L 07.11 - 2636 L 07.11 - 2640 L 07.11 - 2642 L 07.11 - 2643 L 07.11 - 2645 L 07.11 - 2648 L 07.11 - 2651 L 07.11 -	 für / for:539241 02 Baumuster / Type:963.025	(102) (28)
 8	Lenker, Radaufhängung / Track Control Arm Dreieckslenker (Nfz) / Wishbone (CV) Länge [mm] / Length [mm]:622 Rohr-Ø [mm] / Pipe Ø [mm]:46 Bohrung-Ø 1 / Bohrung-Ø 2 [mm] / Bore Ø 1 / Bore Ø 2 [mm]:25/25/25 Lochabstand 1/Lochabstand 2 / Hole Pitch 1/ Hole Pitch 2:152/130/130 Molekularlager / Molecular Bearing	(5) (38) (69) (80) (30) (67) (71)	21168 01 942 350 15 05 ® 30587 01 ® 30589 01 
	2631 LS 10.09 - 2632 LS, 11946 ccm 10.09 - 2635 LS, 11946 ccm 10.09 - 2636 LS, 11946 ccm 10.09 - 2640 LS, 11946 ccm 10.09 - 2641 LS 10.09 - 2643 LS, 315-320 kW 10.09 - 2646 LS 10.09 - 2648 LS, 355 kW 10.09 - 2651 LS, 15928 ccm 10.09 - 2653 LS 10.09 - 2655 LS 10.09 -	 Antriebsachse / Drive Axle Baumuster / Type:934.251	(25) (28)



MERCEDES-BENZ







ACTROS 2627 - 2665 6x2 04.96 -

 8	Lenker, Radaufhängung / Track Control Arm		(5)	31887 01 942 350 12 05 © 30588 01 	
	Dreieckslenker (Nfz) / Wishbone (CV) Länge [mm] / Length [mm]:622 Rohr-Ø [mm] / Pipe Ø [mm]:46 Bohrung-Ø 1 / Bohrung-Ø 2 [mm] / Bore Ø 1 / Bore Ø 2 [mm]:25/23/23 Lochabstand 1/Lochabstand 2 / Hole Pitch 1/ Hole Pitch 2:152/130/130 Molekularlager / Molecular Bearing		(38) (69) (80) (30) (67) (71)		
2627 L 2630 L 2632 L 2633 L 2635 L 2636 L 2640 L 2642 L 2643 L 2645 L 2648 L 2651 L		07.11 - 07.11 - 07.11 - 07.11 - 07.11 - 07.11 - 07.11 - 07.11 - 07.11 - 07.11 - 07.11 -	für / for:539148 01 Baumuster / Type:963.024-025		(102) (28)
2627 LS 2630 LS 2632 LS, 7698 ccm 2633 LS 2635 LS, 7698 ccm 2636 LS, 10677 ccm 2640 LS, 10677 ccm 2642 LS 2643 LS, 315 kW 2645 LS 2648 LS, 350 kW 2651 LS, 12809 ccm		07.11 - 07.11 - 07.11 - 07.11 - 07.11 - 07.11 - 07.11 - 07.11 - 07.11 - 07.11 - 07.11 -	 Antriebsachse / Drive Axle für / for:539148 01 Baumuster / Type:963.425		(25) (102) (28)
 8	Lenker, Radaufhängung / Track Control Arm		(5)	37620 01 960 350 04 05 	
	Dreieckslenker (Nfz) / Wishbone (CV) Länge [mm] / Length [mm]:568 Rohr-Ø [mm] / Pipe Ø [mm]:46 Bohrung-Ø 1 / Bohrung-Ø 2 [mm] / Bore Ø 1 / Bore Ø 2 [mm]:23/23/25 Lochabstand 1/Lochabstand 2 / Hole Pitch 1/ Hole Pitch 2:130/130/152 Molekularlager / Molecular Bearing		(38) (69) (80) (30) (67) (71)		
2627 L 2630 L 2632 L 2633 L 2635 L 2636 L 2640 L 2642 L 2643 L 2645 L 2648 L 2651 L		07.11 - 07.11 - 07.11 - 07.11 - 07.11 - 07.11 - 07.11 - 07.11 - 07.11 - 07.11 - 07.11 -	 für / for:539272 02/04 Baumuster / Type:963.025		(102) (28)
2627 LS 2630 LS 2632 LS, 7698 ccm 2633 LS 2635 LS, 7698 ccm 2636 LS, 10677 ccm 2640 LS, 10677 ccm 2642 LS 2643 LS, 315 kW 2645 LS 2648 LS, 350 kW 2651 LS, 12809 ccm		07.11 - 07.11 - 07.11 - 07.11 - 07.11 - 07.11 - 07.11 - 07.11 - 07.11 - 07.11 - 07.11 -	 für / for:539272 02/04 Baumuster / Type:963.425		(102) (28)









MERCEDES-BENZ

ACTROS 2627 - 2665 6x2/4 04.96 -

 1	Lenkstange / Centre Rod Assembly Schubstange / Push Rod einseitig verstellbar / Adjustable on one side Länge [mm] / Length [mm]:776 Rohr-Ø [mm] / Pipe Ø [mm]:42 Konusmaß [mm] / Cone Size [mm]:28,6 mit Sicherungsmutter / with lock nut	(6) (85) (101) (69) (80) (58) (138)	36539 01 003 460 55 05 ↳ 27623 01 
	2627 LS 07.11 - 2630 LS 07.11 - 2632 LS 07.11 - 2633 LS 07.11 - 2635 LS 07.11 - 2636 LS 07.11 - 2640 LS 07.11 - 2642 LS 07.11 - 2643 LS 07.11 - 2645 LS 07.11 - 2648 LS 07.11 - 2651 LS 07.11 -	Lenkstockhebel zur 1. VA / Pitman Arm to 1st FA für / for:508063 64 Baumuster / Type:963.425	(66) (102) (28)
 1	Lenkstange / Centre Rod Assembly Schubstange / Push Rod einseitig verstellbar / Adjustable on one side Länge [mm] / Length [mm]:801 Konusmaß [mm] / Cone Size [mm]:28,6 Rohr-Ø [mm] / Pipe Ø [mm]:42 mit Sicherungsmutter / with lock nut	(6) (85) (101) (69) (58) (80) (138)	36722 01 003 460 54 05 ↳ 27623 01 
	2651 L 07.11 - 2627 L 07.11 - 2630 L 07.11 - 2632 L 07.11 - 2633 L 07.11 - 2635 L 07.11 - 2636 L 07.11 - 2640 L 07.11 - 2642 L 07.11 - 2643 L 07.11 - 2645 L 07.11 - 2648 L 07.11 -	Lenkstockhebel zur 1. VA / Pitman Arm to 1st FA für / for:508063 65 Baumuster / Type:963.024 Lenkstockhebel zur 1. VA / Pitman Arm to 1st FA für / for:508063 65 Baumuster / Type:963.025	(66) (102) (28) (66) (102) (28)
 6	Spurstange / Rod Assembly Führungsstange / Guide Rod einseitig verstellbar / Adjustable on one side Länge [mm] / Length [mm]:1685 Konusmaß [mm] / Cone Size [mm]:32 Rohr-Ø [mm] / Pipe Ø [mm]:50 mit Zubehör / with accessories	(9) (46) (101) (69) (58) (80) (140)	36540 01 960 330 01 03 21971 01 
	2651 L 07.11 - 2627 L 07.11 - 2630 L 07.11 - 2632 L 07.11 - 2633 L 07.11 - 2635 L 07.11 - 2636 L 07.11 - 2640 L 07.11 - 2642 L 07.11 - 2643 L 07.11 - 2645 L 07.11 - 2648 L 07.11 - 2627 LS 07.11 - 2630 LS 07.11 - 2632 LS 07.11 - 2633 LS 07.11 - 2635 LS 07.11 - 2636 LS 07.11 - 2640 LS 07.11 - 2642 LS 07.11 - 2643 LS 07.11 - 2645 LS 07.11 - 2648 LS 07.11 - 2651 LS 07.11 -	Achslast [t] / Axle Load [t]:7,5 Achslast [t] / Axle Load [t]:8 Achslast [t] / Axle Load [t]:9 Achsausführung / Axle Version:739.528/573/575 für / for:504310 57 Baumuster / Type:963.024 Achslast [t] / Axle Load [t]:7,5 Achslast [t] / Axle Load [t]:8 Achslast [t] / Axle Load [t]:9 Achsausführung / Axle Version:739.528/573/575 für / for:504310 57 Baumuster / Type:963.025 Achslast [t] / Axle Load [t]:7,5 Achslast [t] / Axle Load [t]:8 Achslast [t] / Axle Load [t]:9 Achsausführung / Axle Version:739.528/573/575 für / for:504310 58 Baumuster / Type:963.425	(23) (23) (23) (19) (102) (28) (23) (23) (23) (19) (102) (28) (23) (23) (23) (19) (102) (28)




MERCEDES-BENZ

ACTROS 2627 - 2665		6x2/4	04.96 -	
 6	Spurstange / Rod Assembly Führungsstange / Guide Rod einseitig verstellbar / Adjustable on one side Länge [mm] / Length [mm]:1685 Konusmaß [mm] / Cone Size [mm]:32 Rohr-Ø [mm] / Pipe Ø [mm]:52 mit Zubehör / with accessories	(9) (46) (101) (69) (58) (80) (140)		36762 01 960 330 04 03 21971 01 
	2651 L	07.11 -		Achslast [t] / Axle Load [t]:8 (23) Achsausführung / Axle Version:739.505 (19) für / for:504310 57 (102) Baumuster / Type:963.021 (28)
	2651 L	07.11 -		Achslast [t] / Axle Load [t]:8 (23) Achsausführung / Axle Version:739.505 (19) für / for:504310 57 (102) Baumuster / Type:963.024 (28)
	2627 L	07.11 -		Achslast [t] / Axle Load [t]:8 (23)
	2630 L	07.11 -		Achsausführung / Axle Version:739.505 (19)
	2632 L	07.11 -		für / for:504310 57 (102)
	2633 L	07.11 -		Baumuster / Type:963.025 (28)
	2635 L	07.11 -		
	2636 L	07.11 -		
	2640 L	07.11 -		
2642 L	07.11 -			
2643 L	07.11 -			
2645 L	07.11 -			
2648 L	07.11 -			
 8	Lenker, Radaufhängung / Track Control Arm Dreieckslenker (Nfz) / Wishbone (CV) Länge [mm] / Length [mm]:622 Rohr-Ø [mm] / Pipe Ø [mm]:46 Bohrung-Ø 1 / Bohrung-Ø 2 [mm] / Bore Ø 1 / Bore Ø 2 [mm]:25/23/23 Lochabstand 1/Lochabstand 2 / Hole Pitch 1/ Hole Pitch 2:152/130/130 Molekularlager / Molecular Bearing	(5) (38) (69) (80) (30) (67) (71)		31887 01 942 350 12 05 ® 30588 01 
	2651 L	07.11 -		für / for:539148 01 (102) Baumuster / Type:963.024 (28)
	2627 L	07.11 -		für / for:539148 01 (102)
	2630 L	07.11 -		Baumuster / Type:963.025 (28)
	2632 L	07.11 -		
	2633 L	07.11 -		
	2635 L	07.11 -		
	2636 L	07.11 -		
	2640 L	07.11 -		
	2642 L	07.11 -		
	2643 L	07.11 -		
	2645 L	07.11 -		
	2648 L	07.11 -		
	2627 LS	07.11 -		
	2630 LS	07.11 -		für / for:539148 01 (102)
	2632 LS	07.11 -		Baumuster / Type:963.425 (28)
	2633 LS	07.11 -		
2635 LS	07.11 -			
2636 LS	07.11 -			
2640 LS	07.11 -			
2642 LS	07.11 -			
2643 LS	07.11 -			
2645 LS	07.11 -			
2648 LS	07.11 -			
2651 LS	07.11 -			



MERCEDES-BENZ













ACTROS 2627 - 2665 6x4 04.96 -

1	Lenkstange / Centre Rod Assembly Schubstange / Push Rod einseitig verstellbar / Adjustable on one side Länge [mm] / Length [mm]:879 Konusmaß [mm] / Cone Size [mm]:30 Rohr-Ø [mm] / Pipe Ø [mm]:42 mit Zubehör / with accessories	(6) (85) (101) (69) (58) (80) (140)	19904 01 001 460 67 05  11505 03
	2631, 2631 L 04.96 - 10.02		Lenkstockhebel zur 1. VA / Pitman Arm to 1st FA (66) Scheibenbremse / Disc Brake (83) Radstand [mm] / Wheelbase [mm]:4200 (76) Radstand [mm] / Wheelbase [mm]:4500 (76) Radstand [mm] / Wheelbase [mm]:5100 (76) Baumuster / Type:950.142-143/145 (28)
	2631, 2631 L 04.96 - 10.02		Lenkstockhebel zur 1. VA / Pitman Arm to 1st FA (66) Scheibenbremse / Disc Brake (83) 1.VA / 1st FA (15) Radstand [mm] / Wheelbase [mm]:4200 (76) Radstand [mm] / Wheelbase [mm]:4500 (76) Radstand [mm] / Wheelbase [mm]:4800 (76) Baumuster / Type:950.242-244 (28)
	2631, 2631 L 04.96 - 10.02		Lenkstockhebel zur 1. VA / Pitman Arm to 1st FA (66) Scheibenbremse / Disc Brake (83) 1.VA / 1st FA (15) Radstand [mm] / Wheelbase [mm]:4200 (76) Radstand [mm] / Wheelbase [mm]:4500 (76) Radstand [mm] / Wheelbase [mm]:5100 (76) Baumuster / Type:950.142-143/145 (28)
	2631, 2631 L 04.96 - 10.02		Lenkstockhebel zur 1. VA / Pitman Arm to 1st FA (66) Scheibenbremse / Disc Brake (83) Radstand [mm] / Wheelbase [mm]:4500 (76) Radstand [mm] / Wheelbase [mm]:4800 (76) Radstand [mm] / Wheelbase [mm]:5400 (76) Baumuster / Type:950.242-244 (28)
	2631 K 04.97 - 10.02 2635 K, 2635 LK 04.97 - 10.02		Lenkstockhebel zur 1. VA / Pitman Arm to 1st FA (66) 1.VA / 1st FA (15) Scheibenbremse / Disc Brake (83) Radstand [mm] / Wheelbase [mm]:3300 (76) Radstand [mm] / Wheelbase [mm]:3600 (76) Radstand [mm] / Wheelbase [mm]:3900 (76) Baumuster / Type:952.141-143 (28)
	2631 B 04.97 - 10.02 2635 B 04.97 - 10.02 2640 B 04.97 - 10.02 2643 B 04.97 - 10.02 2646 B 10.97 -		Lenkstockhebel zur 1. VA / Pitman Arm to 1st FA (66) Scheibenbremse / Disc Brake (83) Radstand [mm] / Wheelbase [mm]:3300 (76) Baumuster / Type:953.141 (28)
	2635, 2635 L 04.96 - 10.02 2643, 2643 L 04.96 - 10.02 2648, 2648 L 04.96 - 10.02 2653, 2653 L 04.96 - 10.02		Lenkstockhebel zur 1. VA / Pitman Arm to 1st FA (66) Scheibenbremse / Disc Brake (83) 1.VA / 1st FA (15) Radstand [mm] / Wheelbase [mm]:4200 (76) Radstand [mm] / Wheelbase [mm]:4500 (76) Radstand [mm] / Wheelbase [mm]:4800 (76) Baumuster / Type:950.242-244 (28)
	2635, 2635 L 04.96 - 10.02 2643, 2643 L 04.96 - 10.02 2648, 2648 L 04.96 - 10.02 2653, 2653 L 04.96 - 10.02		Lenkstockhebel zur 1. VA / Pitman Arm to 1st FA (66) Scheibenbremse / Disc Brake (83) 1.VA / 1st FA (15) Radstand [mm] / Wheelbase [mm]:4200 (76) Radstand [mm] / Wheelbase [mm]:4500 (76) Radstand [mm] / Wheelbase [mm]:5100 (76) Baumuster / Type:950.142-143/145 (28)
	2640, 2640 L 04.96 - 10.02		oberer Verteiler / Upper distributor (148) Lenkstockhebel zur 1. VA / Pitman Arm to 1st FA (66) Scheibenbremse / Disc Brake (83) 1.VA / 1st FA (15) Radstand [mm] / Wheelbase [mm]:4200 (76) Radstand [mm] / Wheelbase [mm]:4500 (76) Radstand [mm] / Wheelbase [mm]:5100 (76) Baumuster / Type:950.142-143/145 (28)



MERCEDES-BENZ

ACTROS 2627 - 2665 6x4 04.96 -

 1	Lenkstange / Centre Rod Assembly Schubstange / Push Rod einseitig verstellbar / Adjustable on one side Länge [mm] / Length [mm]:879 Konusmaß [mm] / Cone Size [mm]:30 Rohr-Ø [mm] / Pipe Ø [mm]:42 mit Zubehör / with accessories	(6) (85) (101) (69) (58) (80) (140)	19904 01 001 460 67 05  11505 03	
	2640, 2640 L	04.96 - 10.02	 Lenkstockhebel zur 1. VA / Pitman Arm to 1st FA (66) Scheibenbremse / Disc Brake (83) 1.VA / 1st FA (15) Radstand [mm] / Wheelbase [mm]:4200 (76) Radstand [mm] / Wheelbase [mm]:4500 (76) Radstand [mm] / Wheelbase [mm]:4800 (76) Baumuster / Type:950.242-244 (28)	
	2640 K, 2640 LK 2643 K, 2643 LK 2648 K, 2648 LK, 350 kW 2653 K, 2653 LK	04.97 - 10.02 04.97 - 10.02 04.97 - 10.02 04.97 - 10.02	 Lenkstockhebel zur 1. VA / Pitman Arm to 1st FA (66) 1.VA / 1st FA (15) Scheibenbremse / Disc Brake (83) Radstand [mm] / Wheelbase [mm]:3300 (76) Radstand [mm] / Wheelbase [mm]:3600 (76) Radstand [mm] / Wheelbase [mm]:3900 (76) Baumuster / Type:952.141-143 (28)	
	2640 K, 2640 LK 2643 K, 2643 LK 2648 K, 2648 LK, 350 kW 2653 K, 2653 LK	04.97 - 10.02 04.97 - 10.02 04.97 - 10.02 04.97 - 10.02	 Lenkstockhebel zur 1. VA / Pitman Arm to 1st FA (66) 1.VA / 1st FA (15) Scheibenbremse / Disc Brake (83) Radstand [mm] / Wheelbase [mm]:3300 (76) Radstand [mm] / Wheelbase [mm]:3900 (76) Baumuster / Type:952.241/243 (28)	
	2657 L	04.97 - 10.02	 Lenkstockhebel zur 1. VA / Pitman Arm to 1st FA (66) Scheibenbremse / Disc Brake (83) 1.VA / 1st FA (15) Radstand [mm] / Wheelbase [mm]:4200 (76) Radstand [mm] / Wheelbase [mm]:4500 (76) Radstand [mm] / Wheelbase [mm]:4800 (76) Baumuster / Type:950.242-244 (28)	
	2646 S, 2646 LS 2657 S, 2657 LS	10.97 - 04.97 - 10.02	 Lenkstockhebel zur 1. VA / Pitman Arm to 1st FA (66) 1.VA / 1st FA (15) Scheibenbremse / Disc Brake (83) Radstand [mm] / Wheelbase [mm]:4200 (76) Baumuster / Type:954.241 (28)	
	2648 K, 2648 LK, 355 kW	10.97 -	 Lenkstockhebel zur 1. VA / Pitman Arm to 1st FA (66) 1.VA / 1st FA (15) Scheibenbremse / Disc Brake (83) Baumuster / Type:952.241 (28)	
	2648 K, 2648 LK, 355 kW	10.97 -	 Lenkstockhebel zur 1. VA / Pitman Arm to 1st FA (66) 1.VA / 1st FA (15) Scheibenbremse / Disc Brake (83) Baumuster / Type:952.141-143 (28)	
	 1	Lenkstange / Centre Rod Assembly Schubstange / Push Rod einseitig verstellbar / Adjustable on one side Länge [mm] / Length [mm]:873 Konusmaß [mm] / Cone Size [mm]:30 Rohr-Ø [mm] / Pipe Ø [mm]:40 mit Zubehör / with accessories	(6) (85) (101) (69) (58) (80) (140)	21412 01 000 460 93 05  11505 03
		2640 S, 2640 LS 2643 S, 2643 LS 2646 S, 2646 LS 2648 S, 2648 LS, 350 kW 2648 S, 2648 LS, 355 kW 2650 S, 2650 LS 2653 S, 2653 LS 2657 S, 2657 LS	09.96 - 10.02 04.97 - 10.02 10.97 - 09.96 - 10.02 10.97 - 10.97 - 09.96 - 10.02 04.97 - 10.02	 Lenkstockhebel zur 1. VA / Pitman Arm to 1st FA (66) 1.VA / 1st FA (15) Scheibenbremse / Disc Brake (83) für / for:508063 03 (102) Baumuster / Type:954.241 (28)















MERCEDES-BENZ

ACTROS 2627 - 2665

6x4






04.96 -

 1	Lenkstange / Centre Rod Assembly Schubstange / Push Rod einseitig verstellbar / Adjustable on one side Länge [mm] / Length [mm]:866 Konusmaß [mm] / Cone Size [mm]:30 Rohr-Ø [mm] / Pipe Ø [mm]:38 mit Zubehör / with accessories	(6) (85) (101) (69) (58) (80) (140)	23469 01  001 460 98 05 
	2631, 2631 L 2635, 2635 L 2640, 2640 L 2643, 2643 L 2648, 2648 L 2653, 2653 L	04.96 - 10.02 04.96 - 10.02 04.96 - 10.02 04.96 - 10.02 04.96 - 10.02 04.96 - 10.02	 Lenkstockhebel zur 1. VA / Pitman Arm to 1st FA (66) 1.VA / 1st FA (15) Scheibenbremse / Disc Brake (83) Radstand [mm] / Wheelbase [mm]:4200 (76) Radstand [mm] / Wheelbase [mm]:4500 (76) Radstand [mm] / Wheelbase [mm]:5100 (76) Baumuster / Type:950.142-143/145 (28)
	2631 K 2635 K, 2635 LK	04.97 - 10.02 04.97 - 10.02	 Lenkstockhebel zur 1. VA / Pitman Arm to 1st FA (66) 1.VA / 1st FA (15) Scheibenbremse / Disc Brake (83) Radstand [mm] / Wheelbase [mm]:3300 (76) Radstand [mm] / Wheelbase [mm]:3600 (76) Radstand [mm] / Wheelbase [mm]:3900 (76) Baumuster / Type:952.141-143 (28)
	2631 B 2635 B 2640 B 2643 B 2646 B	04.97 - 10.02 04.97 - 10.02 04.97 - 10.02 04.97 - 10.02 10.97 -	 Lenkstockhebel zur 1. VA / Pitman Arm to 1st FA (66) 1.VA / 1st FA (15) Scheibenbremse / Disc Brake (83) Radstand [mm] / Wheelbase [mm]:3300 (76) Baumuster / Type:953.141 (28)
	2640 S, 2640 LS 2643 S, 2643 LS 2648 S, 2648 LS, 350 kW	09.96 - 10.02 04.97 - 10.02 09.96 - 10.02	 Lenkstockhebel zur 1. VA / Pitman Arm to 1st FA (66) Scheibenbremse / Disc Brake (83) Radstand [mm] / Wheelbase [mm]:3300 (76) Baumuster / Type:954.141 (28)
	2640 S, 2640 LS 2643 S, 2643 LS 2648 S, 2648 LS, 350 kW	09.96 - 10.02 04.97 - 10.02 09.96 - 10.02	 Lenkstockhebel zur 1. VA / Pitman Arm to 1st FA (66) 1.VA / 1st FA (15) Scheibenbremse / Disc Brake (83) Radstand [mm] / Wheelbase [mm]:3300 (76) Baumuster / Type:954.241 (28)
	2640 K, 2640 LK	04.97 - 10.02	 Lenkstockhebel zur 1. VA / Pitman Arm to 1st FA (66) 1.VA / 1st FA (15) Scheibenbremse / Disc Brake (83) Radstand [mm] / Wheelbase [mm]:3300 (76) Radstand [mm] / Wheelbase [mm]:3600 (76) Radstand [mm] / Wheelbase [mm]:3900 (76) Baumuster / Type:952.141-143 (28)
	2640 K, 2640 LK	04.97 - 10.02	 Lenkstockhebel zur 1. VA / Pitman Arm to 1st FA (66) 1.VA / 1st FA (15) Scheibenbremse / Disc Brake (83) Radstand [mm] / Wheelbase [mm]:3300 (76) Radstand [mm] / Wheelbase [mm]:3900 (76) Baumuster / Type:952.241/243 (28)
	2643 K, 2643 LK 2648 K, 2648 LK, 350 kW 2653 K, 2653 LK 2657 K, 2657 LK	04.97 - 10.02 04.97 - 10.02 04.97 - 10.02 04.97 - 10.02	 Lenkstockhebel zur 1. VA / Pitman Arm to 1st FA (66) 1.VA / 1st FA (15) Scheibenbremse / Disc Brake (83) Radstand [mm] / Wheelbase [mm]:3300 (76) Radstand [mm] / Wheelbase [mm]:3600 (76) Radstand [mm] / Wheelbase [mm]:3900 (76) Baumuster / Type:952.141-143 (28)
	2643 K, 2643 LK 2648 K, 2648 LK, 350 kW 2653 K, 2653 LK 2657 K, 2657 LK	04.97 - 10.02 04.97 - 10.02 04.97 - 10.02 04.97 - 10.02	Lenkstockhebel zur 1. VA / Pitman Arm to 1st FA (66) Scheibenbremse / Disc Brake (83) Radstand [mm] / Wheelbase [mm]:3300 (76) Radstand [mm] / Wheelbase [mm]:3900 (76) Baumuster / Type:952.241/243 (28)
	2648 S, 2648 LS, 355 kW 2650 S, 2650 LS 2653 S, 2653 LS	10.97 - 10.97 - 09.96 - 10.02	 Lenkstockhebel zur 1. VA / Pitman Arm to 1st FA (66) Scheibenbremse / Disc Brake (83) Baumuster / Type:954.141/241 (28)



MERCEDES-BENZ















ACTROS 2627 - 2665 6x4 04.96 -

 1	Lenkstange / Centre Rod Assembly Schubstange / Push Rod einseitig verstellbar / Adjustable on one side Länge [mm] / Length [mm]:866 Konusmaß [mm] / Cone Size [mm]:30 Rohr-Ø [mm] / Pipe Ø [mm]:38 mit Zubehör / with accessories		(6) (85) (101) (69) (58) (80) (140)	23469 01 001 460 98 05  11505 03	
	2646 S, 2646 LS 2657 S, 2657 LS	10.97 - 04.97 - 10.02	 Lenkstockhebel zur 1. VA / Pitman Arm to 1st FA (66) 1.VA / 1st FA (15) Scheibenbremse / Disc Brake (83) Radstand [mm] / Wheelbase [mm]:3300 (76) Baumuster / Type:954.241 (28)		
2658 L 2660 L, LL	04.03 - 05.05 -	Lenkstockhebel zur 1. VA / Pitman Arm to 1st FA (66) Achsausführung / Axle Version:VL5 (19) Baumuster / Type:930.243 (28) Gekröpfte Vorderachse / Offset front axle (47)			
2648 K, 2648 LK, 355 kW	10.97 -	 Lenkstockhebel zur 1. VA / Pitman Arm to 1st FA (66) 1.VA / 1st FA (15) Scheibenbremse / Disc Brake (83) Baumuster / Type:952.141-143 (28)			
2648 K, 2648 LK, 355 kW	10.97 -	Lenkstockhebel zur 1. VA / Pitman Arm to 1st FA (66) Scheibenbremse / Disc Brake (83) Baumuster / Type:952.241 (28)			
2631 K, LK 2635 K, LK 2640 K, LK 2643 K, LK	04.03 - 04.03 - 04.03 - 04.03 -	Lenkstockhebel zur 1. VA / Pitman Arm to 1st FA (66) Achsausführung / Axle Version:VL5 (19) Achslast [t] / Axle Load [t]:9,0 (23) Trommelbremse / Drum Brake (86) Baumuster / Type:932.241/142 (28) Gekröpfte Vorderachse / Offset front axle (47)			
2648 K, LK, 350 kW 2653 K, LK	04.03 - 04.03 -	Lenkstockhebel zur 1. VA / Pitman Arm to 1st FA (66) Achsausführung / Axle Version:VL5 (19) Achslast [t] / Axle Load [t]:9,0 (23) Trommelbremse / Drum Brake (86) Baumuster / Type:932.241 (28) Gekröpfte Vorderachse / Offset front axle (47)			



MERCEDES-BENZ

ACTROS 2627 - 2665 6x4 04.96 -

 1	Lenkstange / Centre Rod Assembly Schubstange / Push Rod einseitig verstellbar / Adjustable on one side Länge [mm] / Length [mm]:879 Konusmaß [mm] / Cone Size [mm]:28,6 Rohr-Ø [mm] / Pipe Ø [mm]:36 mit Zubehör / with accessories mit Sicherungsmutter / with lock nut	(6) (85) (101) (69) (58) (80) (140) (138)	24243 01 23077 01	002 460 44 05 
	2635, 2635 L 2657 L	04.96 - 10.02 04.97 - 10.02	 Lenkstockhebel zur 1. VA / Pitman Arm to 1st FA Radstand [mm] / Wheelbase [mm]:4500 1.VA / 1st FA Baumuster / Type:950.243	(66) (76) (15) (28)
2640, 2640 L 2643, 2643 L 2648, 2648 L	04.96 - 10.02 04.96 - 10.02 04.96 - 10.02	 Lenkstockhebel zur 1. VA / Pitman Arm to 1st FA Radstand [mm] / Wheelbase [mm]:4500 1.VA / 1st FA Baumuster / Type:950.143	(66) (76) (15) (28)	
2640 S, 2640 LS 2643 S, 2643 LS 2648 S, 2648 LS, 350 kW	09.96 - 10.02 04.97 - 10.02 09.96 - 10.02	 Lenkstockhebel zur 1. VA / Pitman Arm to 1st FA Radstand [mm] / Wheelbase [mm]:3900 1.VA / 1st FA Baumuster / Type:954.241	(66) (76) (15) (28)	
2640 S, 2640 LS 2643 S, 2643 LS 2648 S, 2648 LS, 350 kW	09.96 - 10.02 04.97 - 10.02 09.96 - 10.02	 Lenkstockhebel zur 1. VA / Pitman Arm to 1st FA Radstand [mm] / Wheelbase [mm]:3300 1.VA / 1st FA Baumuster / Type:954.241	(66) (76) (15) (28)	
2640 S, 2640 LS 2643 S, 2643 LS 2648 S, 2648 LS, 350 kW	09.96 - 10.02 04.97 - 10.02 09.96 - 10.02	 Lenkstockhebel zur 1. VA / Pitman Arm to 1st FA Radstand [mm] / Wheelbase [mm]:3300 1.VA / 1st FA Baumuster / Type:954.141	(66) (76) (15) (28)	
2640 S, 2640 LS 2643 S, 2643 LS 2648 S, 2648 LS, 350 kW	09.96 - 10.02 04.97 - 10.02 09.96 - 10.02	 Lenkstockhebel zur 1. VA / Pitman Arm to 1st FA Radstand [mm] / Wheelbase [mm]:3900 1.VA / 1st FA Baumuster / Type:954.141	(66) (76) (15) (28)	
2653, 2653 L	04.96 - 10.02	 Lenkstockhebel zur 1. VA / Pitman Arm to 1st FA Radstand [mm] / Wheelbase [mm]:4500 1.VA / 1st FA Baumuster / Type:950.143	(66) (76) (15) (28)	
2653, 2653 L	04.96 - 10.02	 Lenkstockhebel zur 1. VA / Pitman Arm to 1st FA Radstand [mm] / Wheelbase [mm]:4500 1.VA / 1st FA Baumuster / Type:950.243	(66) (76) (15) (28)	
2648 S, 2648 LS, 355 kW 2650 S, 2650 LS 2653 S, 2653 LS	10.97 - 10.97 - 09.96 - 10.02	 Lenkstockhebel zur 1. VA / Pitman Arm to 1st FA 1.VA / 1st FA Baumuster / Type:954.241/141	(66) (15) (28)	
2657 S, 2657 LS	04.97 - 10.02	 Lenkstockhebel zur 1. VA / Pitman Arm to 1st FA Radstand [mm] / Wheelbase [mm]:3300 1.VA / 1st FA Baumuster / Type:954.241	(66) (76) (15) (28)	
2657 S, 2657 LS	04.97 - 10.02	 Lenkstockhebel zur 1. VA / Pitman Arm to 1st FA Radstand [mm] / Wheelbase [mm]:3900 1.VA / 1st FA Baumuster / Type:954.241	(66) (76) (15) (28)	
2636, L, LL 2644, L, LL 2646, L, LL	04.03 - 04.03 - 04.03 -	 Lenkstockhebel zur 1. VA / Pitman Arm to 1st FA Radstand [mm] / Wheelbase [mm]:4200 1.VA / 1st FA Baumuster / Type:930.142	(66) (76) (15) (28)	

Pos










Ref.



MERCEDES-BENZ












ACTROS 2627 - 2665 6x4 04.96 -

 <div style="border: 1px solid black; padding: 2px; display: inline-block;">1</div>	Lenkstange / Centre Rod Assembly Schubstange / Push Rod einseitig verstellbar / Adjustable on one side Länge [mm] / Length [mm]:879 Konusmaß [mm] / Cone Size [mm]:28,6 Rohr-Ø [mm] / Pipe Ø [mm]:36 mit Zubehör / with accessories mit Sicherungsmutter / with lock nut		(6) (85) (101) (69) (58) (80) (140) (138)	24243 01 002 460 44 05  23077 01	
	2658 L 2660 L, LL	04.03 - 05.05 -	 Lenkstockhebel zur 1. VA / Pitman Arm to 1st FA Trommelbremse / Drum Brake Achsausführung / Axle Version:VL4 Baumuster / Type:930.243	(66) (86) (19) (28)	
	2646 S, 2646 LS	10.97 -	 Lenkstockhebel zur 1. VA / Pitman Arm to 1st FA 1.VA / 1st FA Baumuster / Type:954.241	(66) (15) (28)	
	2631 K, LK 2635 K, LK 2640 K, LK 2643 K, LK	04.03 - 04.03 - 04.03 - 04.03 -	 Lenkstockhebel zur 1. VA / Pitman Arm to 1st FA Trommelbremse / Drum Brake Baumuster / Type:932.241/142	(66) (86) (28)	
	2648 K, LK, 350 kW 2653 K, LK	04.03 - 04.03 -	 Lenkstockhebel zur 1. VA / Pitman Arm to 1st FA Trommelbremse / Drum Brake Baumuster / Type:932.241	(66) (86) (28)	



MERCEDES-BENZ







































ACTROS 2627 - 2665 6x4 04.96 -

1	Lenkstange / Centre Rod Assembly Schubstange / Push Rod einseitig verstellbar / Adjustable on one side Länge [mm] / Length [mm]:876 Konusmaß [mm] / Cone Size [mm]:28,6 Rohr-Ø [mm] / Pipe Ø [mm]:40 mit Zubehör / with accessories	(6) (85) (101) (69) (58) (80) (140)	24244 01 002 460 48 05  27623 01
2631, 2631 L 2635, 2635 L 2643, 2643 L 2648, 2648 L 2653, 2653 L	04.96 - 10.02 04.96 - 10.02 04.96 - 10.02 04.96 - 10.02 04.96 - 10.02		Lenkstockhebel zur 1. VA / Pitman Arm to 1st FA (66) 1.VA / 1st FA (15) Radstand [mm] / Wheelbase [mm]:4500 (76) Radstand [mm] / Wheelbase [mm]:4800 (76) Radstand [mm] / Wheelbase [mm]:5400 (76) Baumuster / Type:950.242-244 (28)
2631 B 2635 B 2640 B 2643 B 2646 B	04.97 - 10.02 04.97 - 10.02 04.97 - 10.02 04.97 - 10.02 10.97 -		Lenkstockhebel zur 1. VA / Pitman Arm to 1st FA (66) Radstand [mm] / Wheelbase [mm]:3300 (76) Baumuster / Type:953.141 (28)
2640, 2640 L	04.96 - 10.02		Lenkstockhebel zur 1. VA / Pitman Arm to 1st FA (66) 1.VA / 1st FA (15) Radstand [mm] / Wheelbase [mm]:4500 (76) Radstand [mm] / Wheelbase [mm]:4800 (76) Radstand [mm] / Wheelbase [mm]:5400 (76) Baumuster / Type:950.242-243 (28)
2640 S, 2640 LS 2643 S, 2643 LS 2646 S, 2646 LS 2648 S, 2648 LS, 350 kW 2653 S, 2653 LS 2657 S, 2657 LS	09.96 - 10.02 04.97 - 10.02 10.97 - 09.96 - 10.02 09.96 - 10.02 04.97 - 10.02		Lenkstockhebel zur 1. VA / Pitman Arm to 1st FA (66) 1.VA / 1st FA (15) Radstand [mm] / Wheelbase [mm]:3300 (76) Baumuster / Type:954.241 (28)
2657 L	04.97 - 10.02		Lenkstockhebel zur 1. VA / Pitman Arm to 1st FA (66) 1.VA / 1st FA (15) Radstand [mm] / Wheelbase [mm]:4500 (76) Radstand [mm] / Wheelbase [mm]:4800 (76) Radstand [mm] / Wheelbase [mm]:5400 (76) Baumuster / Type:950.242-244 (28)
2658 L 2660 L, LL	04.03 - 05.05 -		Lenkstockhebel zur 1. VA / Pitman Arm to 1st FA (66) Achsausführung / Axle Version:VL4 (19) Baumuster / Type:930.243 (28)
2632 LS, 11946 ccm 2658 LS	04.03 - 04.03 -		Lenkstockhebel zur 1. VA / Pitman Arm to 1st FA (66) 1.VA / 1st FA (15) Radstand [mm] / Wheelbase [mm]:3300 (76) Baumuster / Type:934.241 (28)
2636 LS, 11946 ccm 2641 S, LS 2644 S, LS 2650 S, LS 2654 S, LS	04.03 - 04.03 - 04.03 - 04.03 - 04.03 -		Lenkstockhebel zur 1. VA / Pitman Arm to 1st FA (66) 1.VA / 1st FA (15) Radstand [mm] / Wheelbase [mm]:3900 (76) für Fahrzeuge mit starrer Vorlaufachse / for vehicles with rigid leading axle (116) für Fzg. mit zul. Gesamtgewicht [t] / for vehicles with permissible total weight [t]:25 (121) Achsausführung / Axle Version:6x2/2 (19) Baumuster / Type:934.233 (28)
2636 LS, 11946 ccm 2641 S, LS 2644 S, LS 2650 S, LS 2654 S, LS	04.03 - 04.03 - 04.03 - 04.03 - 04.03 -		Lenkstockhebel zur 1. VA / Pitman Arm to 1st FA (66) 1.VA / 1st FA (15) Radstand [mm] / Wheelbase [mm]:3300 (76) Baumuster / Type:934.241 (28)
2632 K, LK 2636 K, LK 2641 K, LK	04.03 - 04.03 - 04.03 -		Lenkstockhebel zur 1. VA / Pitman Arm to 1st FA (66) 1.VA / 1st FA (15) Radstand [mm] / Wheelbase [mm]:3300 (76) Baumuster / Type:932.241 (28)



MERCEDES-BENZ

ACTROS 2627 - 2665 6x4 04.96 -

 1	<p>Lenkstange / Centre Rod Assembly Schubstange / Push Rod einseitig verstellbar / Adjustable on one side Länge [mm] / Length [mm]:876 Konusmaß [mm] / Cone Size [mm]:28,6 Rohr-Ø [mm] / Pipe Ø [mm]:40 mit Zubehör / with accessories</p>	<p>(6) (85) (101) (69) (58) (80) (140)</p>	<p>24244 01 002 460 48 05  27623 01</p>																																													
	<table border="1"> <tr> <td style="vertical-align: top;"> <p>2632 K, LK 2636 K, LK 2641 K, LK</p> </td> <td style="vertical-align: top;"> <p>04.03 - 04.03 - 04.03 -</p> </td> <td style="vertical-align: top;"> <p> Lenkstockhebel zur 1. VA / Pitman Arm to 1st FA Radstand [mm] / Wheelbase [mm]:3300 Radstand [mm] / Wheelbase [mm]:3600 Radstand [mm] / Wheelbase [mm]:3900 Baumuster / Type:932.141-143</p> </td> <td style="vertical-align: top;"> <p>(66) (76) (76) (76) (28)</p> </td> </tr> <tr> <td style="vertical-align: top;"> <p>2644 K, LK 2646 K, LK 2648 K, LK, 350-355 kW 2650 K, 2651 K, LK</p> </td> <td style="vertical-align: top;"> <p>04.03 - 04.03 - 04.03 - 04.03 -</p> </td> <td style="vertical-align: top;"> <p> Lenkstockhebel zur 1. VA / Pitman Arm to 1st FA 1.VA / 1st FA Radstand [mm] / Wheelbase [mm]:3300 Baumuster / Type:932.241</p> </td> <td style="vertical-align: top;"> <p>(66) (15) (76) (28)</p> </td> </tr> <tr> <td style="vertical-align: top;"> <p>2644 K, LK 2646 K, LK 2648 K, LK, 350-355 kW 2650 K, 2651 K, LK</p> </td> <td style="vertical-align: top;"> <p>04.03 - 04.03 - 04.03 - 04.03 -</p> </td> <td style="vertical-align: top;"> <p> Lenkstockhebel zur 1. VA / Pitman Arm to 1st FA Radstand [mm] / Wheelbase [mm]:3300 Baumuster / Type:932.141</p> </td> <td style="vertical-align: top;"> <p>(66) (76) (28)</p> </td> </tr> <tr> <td style="vertical-align: top;"> <p>2654 K, LK, 2655 K, LK</p> </td> <td style="vertical-align: top;"> <p>04.03 -</p> </td> <td style="vertical-align: top;"> <p> Lenkstockhebel zur 1. VA / Pitman Arm to 1st FA Radstand [mm] / Wheelbase [mm]:3300 Radstand [mm] / Wheelbase [mm]:3600 Baumuster / Type:932.141/143</p> </td> <td style="vertical-align: top;"> <p>(66) (76) (76) (28)</p> </td> </tr> <tr> <td style="vertical-align: top;"> <p>2654 K, LK, 2655 K, LK</p> </td> <td style="vertical-align: top;"> <p>04.03 -</p> </td> <td style="vertical-align: top;"> <p> Lenkstockhebel zur 1. VA / Pitman Arm to 1st FA 1.VA / 1st FA Radstand [mm] / Wheelbase [mm]:3300 Baumuster / Type:932.241</p> </td> <td style="vertical-align: top;"> <p>(66) (15) (76) (28)</p> </td> </tr> <tr> <td style="vertical-align: top;"> <p>2658 K, LK 2660 LK</p> </td> <td style="vertical-align: top;"> <p>04.03 - 04.03 -</p> </td> <td style="vertical-align: top;"> <p> Lenkstockhebel zur 1. VA / Pitman Arm to 1st FA Radstand [mm] / Wheelbase [mm]:3300 Baumuster / Type:932.141</p> </td> <td style="vertical-align: top;"> <p>(66) (76) (28)</p> </td> </tr> <tr> <td style="vertical-align: top;"> <p>2631 B 2632 B 2635 B 2636 B 2640 B 2641 B 2643 B 2644 B 2646 B 2648 B</p> </td> <td style="vertical-align: top;"> <p>04.03 - 04.03 - 04.03 - 04.03 - 04.03 - 04.03 - 04.03 - 04.03 - 04.03 - 04.03 -</p> </td> <td style="vertical-align: top;"> <p> Lenkstockhebel zur 1. VA / Pitman Arm to 1st FA Radstand [mm] / Wheelbase [mm]:3300 Baumuster / Type:933.141</p> </td> <td style="vertical-align: top;"> <p>(66) (76) (28)</p> </td> </tr> <tr> <td style="vertical-align: top;"> <p>2631 LS 2635 LS, 11946 ccm 2640 LS, 11946 ccm 2648 LS, 15928 ccm 2648 S, LS 2651 S, LS 2655 S, LS 2660 S, LS 2665 LS</p> </td> <td style="vertical-align: top;"> <p>10.02 - 10.02 - 10.02 - 10.02 - 04.03 - 04.03 - 04.03 - 06.08 - 04.03 -</p> </td> <td style="vertical-align: top;"> <p> Lenkstockhebel zur 1. VA / Pitman Arm to 1st FA 1.VA / 1st FA Radstand [mm] / Wheelbase [mm]:3300 für Fzg. mit zul. Gesamtgewicht [t] / for vehicles with permissible total weight [t]:26 Baumuster / Type:934.241</p> </td> <td style="vertical-align: top;"> <p>(66) (15) (76) (121) (28)</p> </td> </tr> <tr> <td style="vertical-align: top;"> <p>2648 S, 2648 LS, 355 kW 2650 S, 2650 LS</p> </td> <td style="vertical-align: top;"> <p>10.97 - 10.97 -</p> </td> <td style="vertical-align: top;"> <p> Lenkstockhebel zur 1. VA / Pitman Arm to 1st FA 1.VA / 1st FA Baumuster / Type:954.241</p> </td> <td style="vertical-align: top;"> <p>(66) (15) (28)</p> </td> </tr> <tr> <td style="vertical-align: top;"> <p>2631 K, LK 2635 K, LK 2640 K, LK 2643 K, LK</p> </td> <td style="vertical-align: top;"> <p>04.03 - 04.03 - 04.03 - 04.03 -</p> </td> <td style="vertical-align: top;"> <p> Lenkstockhebel zur 1. VA / Pitman Arm to 1st FA 1.VA / 1st FA Achsausführung / Axle Version:VL4 Baumuster / Type:932.241/142</p> </td> <td style="vertical-align: top;"> <p>(66) (15) (19) (28)</p> </td> </tr> <tr> <td style="vertical-align: top;"> <p>2631 K, LK 2635 K, LK 2640 K, LK 2643 K, LK</p> </td> <td style="vertical-align: top;"> <p>04.03 - 04.03 - 04.03 - 04.03 -</p> </td> <td style="vertical-align: top;"> <p> Lenkstockhebel zur 1. VA / Pitman Arm to 1st FA Baumuster / Type:932.141</p> </td> <td style="vertical-align: top;"> <p>(66) (28)</p> </td> </tr> <tr> <td style="vertical-align: top;"> <p>2648 K, LK, 350 kW 2653 K, LK</p> </td> <td style="vertical-align: top;"> <p>04.03 - 04.03 -</p> </td> <td style="vertical-align: top;"> <p> Lenkstockhebel zur 1. VA / Pitman Arm to 1st FA 1.VA / 1st FA Achsausführung / Axle Version:VL4 Baumuster / Type:932.241</p> </td> <td style="vertical-align: top;"> <p>(66) (15) (19) (28)</p> </td> </tr> </table>	<p>2632 K, LK 2636 K, LK 2641 K, LK</p>	<p>04.03 - 04.03 - 04.03 -</p>	<p> Lenkstockhebel zur 1. VA / Pitman Arm to 1st FA Radstand [mm] / Wheelbase [mm]:3300 Radstand [mm] / Wheelbase [mm]:3600 Radstand [mm] / Wheelbase [mm]:3900 Baumuster / Type:932.141-143</p>	<p>(66) (76) (76) (76) (28)</p>	<p>2644 K, LK 2646 K, LK 2648 K, LK, 350-355 kW 2650 K, 2651 K, LK</p>	<p>04.03 - 04.03 - 04.03 - 04.03 -</p>	<p> Lenkstockhebel zur 1. VA / Pitman Arm to 1st FA 1.VA / 1st FA Radstand [mm] / Wheelbase [mm]:3300 Baumuster / Type:932.241</p>	<p>(66) (15) (76) (28)</p>	<p>2644 K, LK 2646 K, LK 2648 K, LK, 350-355 kW 2650 K, 2651 K, LK</p>	<p>04.03 - 04.03 - 04.03 - 04.03 -</p>	<p> Lenkstockhebel zur 1. VA / Pitman Arm to 1st FA Radstand [mm] / Wheelbase [mm]:3300 Baumuster / Type:932.141</p>	<p>(66) (76) (28)</p>	<p>2654 K, LK, 2655 K, LK</p>	<p>04.03 -</p>	<p> Lenkstockhebel zur 1. VA / Pitman Arm to 1st FA Radstand [mm] / Wheelbase [mm]:3300 Radstand [mm] / Wheelbase [mm]:3600 Baumuster / Type:932.141/143</p>	<p>(66) (76) (76) (28)</p>	<p>2654 K, LK, 2655 K, LK</p>	<p>04.03 -</p>	<p> Lenkstockhebel zur 1. VA / Pitman Arm to 1st FA 1.VA / 1st FA Radstand [mm] / Wheelbase [mm]:3300 Baumuster / Type:932.241</p>	<p>(66) (15) (76) (28)</p>	<p>2658 K, LK 2660 LK</p>	<p>04.03 - 04.03 -</p>	<p> Lenkstockhebel zur 1. VA / Pitman Arm to 1st FA Radstand [mm] / Wheelbase [mm]:3300 Baumuster / Type:932.141</p>	<p>(66) (76) (28)</p>	<p>2631 B 2632 B 2635 B 2636 B 2640 B 2641 B 2643 B 2644 B 2646 B 2648 B</p>	<p>04.03 - 04.03 - 04.03 - 04.03 - 04.03 - 04.03 - 04.03 - 04.03 - 04.03 - 04.03 -</p>	<p> Lenkstockhebel zur 1. VA / Pitman Arm to 1st FA Radstand [mm] / Wheelbase [mm]:3300 Baumuster / Type:933.141</p>	<p>(66) (76) (28)</p>	<p>2631 LS 2635 LS, 11946 ccm 2640 LS, 11946 ccm 2648 LS, 15928 ccm 2648 S, LS 2651 S, LS 2655 S, LS 2660 S, LS 2665 LS</p>	<p>10.02 - 10.02 - 10.02 - 10.02 - 04.03 - 04.03 - 04.03 - 06.08 - 04.03 -</p>	<p> Lenkstockhebel zur 1. VA / Pitman Arm to 1st FA 1.VA / 1st FA Radstand [mm] / Wheelbase [mm]:3300 für Fzg. mit zul. Gesamtgewicht [t] / for vehicles with permissible total weight [t]:26 Baumuster / Type:934.241</p>	<p>(66) (15) (76) (121) (28)</p>	<p>2648 S, 2648 LS, 355 kW 2650 S, 2650 LS</p>	<p>10.97 - 10.97 -</p>	<p> Lenkstockhebel zur 1. VA / Pitman Arm to 1st FA 1.VA / 1st FA Baumuster / Type:954.241</p>	<p>(66) (15) (28)</p>	<p>2631 K, LK 2635 K, LK 2640 K, LK 2643 K, LK</p>	<p>04.03 - 04.03 - 04.03 - 04.03 -</p>	<p> Lenkstockhebel zur 1. VA / Pitman Arm to 1st FA 1.VA / 1st FA Achsausführung / Axle Version:VL4 Baumuster / Type:932.241/142</p>	<p>(66) (15) (19) (28)</p>	<p>2631 K, LK 2635 K, LK 2640 K, LK 2643 K, LK</p>	<p>04.03 - 04.03 - 04.03 - 04.03 -</p>	<p> Lenkstockhebel zur 1. VA / Pitman Arm to 1st FA Baumuster / Type:932.141</p>	<p>(66) (28)</p>	<p>2648 K, LK, 350 kW 2653 K, LK</p>	<p>04.03 - 04.03 -</p>	<p> Lenkstockhebel zur 1. VA / Pitman Arm to 1st FA 1.VA / 1st FA Achsausführung / Axle Version:VL4 Baumuster / Type:932.241</p>
<p>2632 K, LK 2636 K, LK 2641 K, LK</p>	<p>04.03 - 04.03 - 04.03 -</p>	<p> Lenkstockhebel zur 1. VA / Pitman Arm to 1st FA Radstand [mm] / Wheelbase [mm]:3300 Radstand [mm] / Wheelbase [mm]:3600 Radstand [mm] / Wheelbase [mm]:3900 Baumuster / Type:932.141-143</p>	<p>(66) (76) (76) (76) (28)</p>																																													
<p>2644 K, LK 2646 K, LK 2648 K, LK, 350-355 kW 2650 K, 2651 K, LK</p>	<p>04.03 - 04.03 - 04.03 - 04.03 -</p>	<p> Lenkstockhebel zur 1. VA / Pitman Arm to 1st FA 1.VA / 1st FA Radstand [mm] / Wheelbase [mm]:3300 Baumuster / Type:932.241</p>	<p>(66) (15) (76) (28)</p>																																													
<p>2644 K, LK 2646 K, LK 2648 K, LK, 350-355 kW 2650 K, 2651 K, LK</p>	<p>04.03 - 04.03 - 04.03 - 04.03 -</p>	<p> Lenkstockhebel zur 1. VA / Pitman Arm to 1st FA Radstand [mm] / Wheelbase [mm]:3300 Baumuster / Type:932.141</p>	<p>(66) (76) (28)</p>																																													
<p>2654 K, LK, 2655 K, LK</p>	<p>04.03 -</p>	<p> Lenkstockhebel zur 1. VA / Pitman Arm to 1st FA Radstand [mm] / Wheelbase [mm]:3300 Radstand [mm] / Wheelbase [mm]:3600 Baumuster / Type:932.141/143</p>	<p>(66) (76) (76) (28)</p>																																													
<p>2654 K, LK, 2655 K, LK</p>	<p>04.03 -</p>	<p> Lenkstockhebel zur 1. VA / Pitman Arm to 1st FA 1.VA / 1st FA Radstand [mm] / Wheelbase [mm]:3300 Baumuster / Type:932.241</p>	<p>(66) (15) (76) (28)</p>																																													
<p>2658 K, LK 2660 LK</p>	<p>04.03 - 04.03 -</p>	<p> Lenkstockhebel zur 1. VA / Pitman Arm to 1st FA Radstand [mm] / Wheelbase [mm]:3300 Baumuster / Type:932.141</p>	<p>(66) (76) (28)</p>																																													
<p>2631 B 2632 B 2635 B 2636 B 2640 B 2641 B 2643 B 2644 B 2646 B 2648 B</p>	<p>04.03 - 04.03 - 04.03 - 04.03 - 04.03 - 04.03 - 04.03 - 04.03 - 04.03 - 04.03 -</p>	<p> Lenkstockhebel zur 1. VA / Pitman Arm to 1st FA Radstand [mm] / Wheelbase [mm]:3300 Baumuster / Type:933.141</p>	<p>(66) (76) (28)</p>																																													
<p>2631 LS 2635 LS, 11946 ccm 2640 LS, 11946 ccm 2648 LS, 15928 ccm 2648 S, LS 2651 S, LS 2655 S, LS 2660 S, LS 2665 LS</p>	<p>10.02 - 10.02 - 10.02 - 10.02 - 04.03 - 04.03 - 04.03 - 06.08 - 04.03 -</p>	<p> Lenkstockhebel zur 1. VA / Pitman Arm to 1st FA 1.VA / 1st FA Radstand [mm] / Wheelbase [mm]:3300 für Fzg. mit zul. Gesamtgewicht [t] / for vehicles with permissible total weight [t]:26 Baumuster / Type:934.241</p>	<p>(66) (15) (76) (121) (28)</p>																																													
<p>2648 S, 2648 LS, 355 kW 2650 S, 2650 LS</p>	<p>10.97 - 10.97 -</p>	<p> Lenkstockhebel zur 1. VA / Pitman Arm to 1st FA 1.VA / 1st FA Baumuster / Type:954.241</p>	<p>(66) (15) (28)</p>																																													
<p>2631 K, LK 2635 K, LK 2640 K, LK 2643 K, LK</p>	<p>04.03 - 04.03 - 04.03 - 04.03 -</p>	<p> Lenkstockhebel zur 1. VA / Pitman Arm to 1st FA 1.VA / 1st FA Achsausführung / Axle Version:VL4 Baumuster / Type:932.241/142</p>	<p>(66) (15) (19) (28)</p>																																													
<p>2631 K, LK 2635 K, LK 2640 K, LK 2643 K, LK</p>	<p>04.03 - 04.03 - 04.03 - 04.03 -</p>	<p> Lenkstockhebel zur 1. VA / Pitman Arm to 1st FA Baumuster / Type:932.141</p>	<p>(66) (28)</p>																																													
<p>2648 K, LK, 350 kW 2653 K, LK</p>	<p>04.03 - 04.03 -</p>	<p> Lenkstockhebel zur 1. VA / Pitman Arm to 1st FA 1.VA / 1st FA Achsausführung / Axle Version:VL4 Baumuster / Type:932.241</p>	<p>(66) (15) (19) (28)</p>																																													







MERCEDES-BENZ

ACTROS 2627 - 2665

6x4













04.96 -

 1	<p>Lenkstange / Centre Rod Assembly Schubstange / Push Rod einseitig verstellbar / Adjustable on one side Länge [mm] / Length [mm]:876 Konusmaß [mm] / Cone Size [mm]:28,6 Rohr-Ø [mm] / Pipe Ø [mm]:40 mit Zubehör / with accessories</p>	<p>(6) (85) (101) (69) (58) (80) (140)</p>	<p>24244 01 002 460 48 05  27623 01</p> 
	<p>2648 K, LK, 350 kW 04.03 - 2653 K, LK 04.03 -</p>	<p> Lenkstockhebel zur 1. VA / Pitman Arm to 1st FA Baumuster / Type:932.141</p>	<p>(66) (28)</p>



MERCEDES-BENZ















ACTROS 2627 - 2665 6x4 04.96 -

 1	Lenkstange / Centre Rod Assembly Schubstange / Push Rod einseitig verstellbar / Adjustable on one side Länge [mm] / Length [mm]:895 Konusmaß [mm] / Cone Size [mm]:28,6 Rohr-Ø [mm] / Pipe Ø [mm]:36 mit Zubehör / with accessories mit Sicherungsmutter / with lock nut	(6) (85) (101) (69) (58) (80) (140) (138)	25721 01 23077 01	002 460 46 05	
	2631, 2631 L 04.96 - 10.02 2635, 2635 L 04.96 - 10.02 2640, 2640 L 04.96 - 10.02 2643, 2643 L 04.96 - 10.02 2648, 2648 L 04.96 - 10.02		Lenkstockhebel zur 1. VA / Pitman Arm to 1st FA (66) Trommelbremse / Drum Brake (86) 1.VA / 1st FA (15) Radstand [mm] / Wheelbase [mm]:4200 (76) Radstand [mm] / Wheelbase [mm]:4500 (76) Radstand [mm] / Wheelbase [mm]:5100 (76) Baumuster / Type:950.142-143/145 (28)		
2631, 2631 L 04.96 - 10.02 2635, 2635 L 04.96 - 10.02 2640, 2640 L 04.96 - 10.02 2643, 2643 L 04.96 - 10.02 2648, 2648 L 04.96 - 10.02		Lenkstockhebel zur 1. VA / Pitman Arm to 1st FA (66) Trommelbremse / Drum Brake (86) Radstand [mm] / Wheelbase [mm]:4500 (76) Radstand [mm] / Wheelbase [mm]:4800 (76) Radstand [mm] / Wheelbase [mm]:5400 (76) Baumuster / Type:950.242-244 (28)			
2631, 2631 L 04.96 - 10.02 2635, 2635 L 04.96 - 10.02 2640, 2640 L 04.96 - 10.02 2643, 2643 L 04.96 - 10.02 2648, 2648 L 04.96 - 10.02		Lenkstockhebel zur 1. VA / Pitman Arm to 1st FA (66) Trommelbremse / Drum Brake (86) Radstand [mm] / Wheelbase [mm]:4500 (76) Radstand [mm] / Wheelbase [mm]:4800 (76) Radstand [mm] / Wheelbase [mm]:5100 (76) Radstand [mm] / Wheelbase [mm]:6000 (76) für Fzg. mit zul. Gesamtgewicht [t] / for vehicles with permissible total weight [t]:25 (121) Achsausführung / Axle Version:6x2 (19) Baumuster / Type:950.203-205/208 (28)			
2631 K 04.97 - 10.02 2635 K, 2635 LK 04.97 - 10.02		Lenkstockhebel zur 1. VA / Pitman Arm to 1st FA (66) Trommelbremse / Drum Brake (86) 1.VA / 1st FA (15) Radstand [mm] / Wheelbase [mm]:3300 (76) Radstand [mm] / Wheelbase [mm]:3600 (76) Radstand [mm] / Wheelbase [mm]:3900 (76) Baumuster / Type:952.141-143 (28)			
2631 B 04.97 - 10.02 2635 B 04.97 - 10.02 2640 B 04.97 - 10.02 2643 B 04.97 - 10.02 2646 B 10.97 -		Lenkstockhebel zur 1. VA / Pitman Arm to 1st FA (66) Trommelbremse / Drum Brake (86) Radstand [mm] / Wheelbase [mm]:3300 (76) Baumuster / Type:953.141 (28)			
2640 S, 2640 LS 09.96 - 10.02 2643 S, 2643 LS 04.97 - 10.02 2648 S, 2648 LS, 350 kW 09.96 - 10.02 2648 S, 2648 LS, 355 kW 10.97 - 2650 S, 2650 LS 10.97 - 2653 S, 2653 LS 09.96 - 10.02		Lenkstockhebel zur 1. VA / Pitman Arm to 1st FA (66) Trommelbremse / Drum Brake (86) Radstand [mm] / Wheelbase [mm]:3300 (76) Baumuster / Type:954.141 (28)			
2640 S, 2640 LS 09.96 - 10.02 2643 S, 2643 LS 04.97 - 10.02 2648 S, 2648 LS, 350 kW 09.96 - 10.02 2648 S, 2648 LS, 355 kW 10.97 - 2650 S, 2650 LS 10.97 - 2653 S, 2653 LS 09.96 - 10.02		Lenkstockhebel zur 1. VA / Pitman Arm to 1st FA (66) Trommelbremse / Drum Brake (86) Radstand [mm] / Wheelbase [mm]:3300 (76) Baumuster / Type:954.241 (28)			
2640 K, 2640 LK 04.97 - 10.02 2643 K, 2643 LK 04.97 - 10.02 2648 K, 2648 LK, 350 kW 04.97 - 10.02 2653 K, 2653 LK 04.97 - 10.02 2657 K, 2657 LK 04.97 - 10.02		Lenkstockhebel zur 1. VA / Pitman Arm to 1st FA (66) Trommelbremse / Drum Brake (86) Radstand [mm] / Wheelbase [mm]:3300 (76) Radstand [mm] / Wheelbase [mm]:3900 (76) Baumuster / Type:952.241/243 (28)			
2640 K, 2640 LK 04.97 - 10.02 2643 K, 2643 LK 04.97 - 10.02 2648 K, 2648 LK, 350 kW 04.97 - 10.02 2653 K, 2653 LK 04.97 - 10.02 2657 K, 2657 LK 04.97 - 10.02		Lenkstockhebel zur 1. VA / Pitman Arm to 1st FA (66) Trommelbremse / Drum Brake (86) 1.VA / 1st FA (15) Radstand [mm] / Wheelbase [mm]:3300 (76) Radstand [mm] / Wheelbase [mm]:3600 (76) Radstand [mm] / Wheelbase [mm]:3900 (76) Baumuster / Type:952.141-143 (28)			
2653, 2653 L 04.96 - 10.02		Lenkstockhebel zur 1. VA / Pitman Arm to 1st FA (66) Trommelbremse / Drum Brake (86) Radstand [mm] / Wheelbase [mm]:4500 (76) Radstand [mm] / Wheelbase [mm]:4800 (76) Radstand [mm] / Wheelbase [mm]:5400 (76) Baumuster / Type:950.242-244 (28)			



MERCEDES-BENZ














ACTROS 2627 - 2665 6x4 04.96 -

 1	<p>Lenkstange / Centre Rod Assembly Schubstange / Push Rod einseitig verstellbar / Adjustable on one side Länge [mm] / Length [mm]:895 Konusmaß [mm] / Cone Size [mm]:28,6 Rohr-Ø [mm] / Pipe Ø [mm]:36 mit Zubehör / with accessories mit Sicherungsmutter / with lock nut</p>	<p>(6) (85) (101) (69) (58) (80) (140) (138)</p>	<p>25721 01 002 460 46 05  23077 01</p>	
	<p>2653, 2653 L 04.96 - 10.02</p>	<p> Lenkstockhebel zur 1. VA / Pitman Arm to 1st FA (66) Trommelbremse / Drum Brake (86) 1.VA / 1st FA (15) Radstand [mm] / Wheelbase [mm]:4200 (76) Radstand [mm] / Wheelbase [mm]:4500 (76) Radstand [mm] / Wheelbase [mm]:5100 (76) Baumuster / Type:950.142-143/145 (28)</p>		
<p>2657 L 04.97 - 10.02</p>	<p> Lenkstockhebel zur 1. VA / Pitman Arm to 1st FA (66) Trommelbremse / Drum Brake (86) Radstand [mm] / Wheelbase [mm]:4500 (76) Radstand [mm] / Wheelbase [mm]:4800 (76) Radstand [mm] / Wheelbase [mm]:5400 (76) Baumuster / Type:950.242-244 (28)</p>			
<p>2646 S, 2646 LS 2657 S, 2657 LS 10.97 - 04.97 - 10.02</p>	<p> Lenkstockhebel zur 1. VA / Pitman Arm to 1st FA (66) Trommelbremse / Drum Brake (86) Radstand [mm] / Wheelbase [mm]:3300 (76) Baumuster / Type:954.241 (28)</p>			
<p>2632, L, LL 04.03 -</p>	<p> Lenkstockhebel zur 1. VA / Pitman Arm to 1st FA (66) Trommelbremse / Drum Brake (86) Radstand [mm] / Wheelbase [mm]:4200 (76) Radstand [mm] / Wheelbase [mm]:4500 (76) Radstand [mm] / Wheelbase [mm]:5100 (76) Baumuster / Type:930.142-143/145 (28)</p>			
<p>2632, L, LL 04.03 -</p>	<p> Lenkstockhebel zur 1. VA / Pitman Arm to 1st FA (66) Trommelbremse / Drum Brake (86) Radstand [mm] / Wheelbase [mm]:4200 (76) Radstand [mm] / Wheelbase [mm]:4500 (76) Radstand [mm] / Wheelbase [mm]:4800 (76) Baumuster / Type:930.242-244 (28)</p>			
<p>2636, L, LL 2644, L, LL 04.03 - 04.03 -</p>	<p> Lenkstockhebel zur 1. VA / Pitman Arm to 1st FA (66) Trommelbremse / Drum Brake (86) Radstand [mm] / Wheelbase [mm]:4200 (76) Radstand [mm] / Wheelbase [mm]:4500 (76) Radstand [mm] / Wheelbase [mm]:4800 (76) Baumuster / Type:930.242-244 (28)</p>			
<p>2636, L, LL 2644, L, LL 04.03 - 04.03 -</p>	<p> Lenkstockhebel zur 1. VA / Pitman Arm to 1st FA (66) Trommelbremse / Drum Brake (86) Radstand [mm] / Wheelbase [mm]:4200 (76) Radstand [mm] / Wheelbase [mm]:4500 (76) Baumuster / Type:930.142-143 (28)</p>			
<p>2641, L, LL 04.03 -</p>	<p> Lenkstockhebel zur 1. VA / Pitman Arm to 1st FA (66) Trommelbremse / Drum Brake (86) Radstand [mm] / Wheelbase [mm]:4200 (76) Radstand [mm] / Wheelbase [mm]:4500 (76) Radstand [mm] / Wheelbase [mm]:4800 (76) Baumuster / Type:930.242-244 (28)</p>			
<p>2641, L, LL 04.03 -</p>	<p> Lenkstockhebel zur 1. VA / Pitman Arm to 1st FA (66) Trommelbremse / Drum Brake (86) 1.VA / 1st FA (15) Radstand [mm] / Wheelbase [mm]:4500 (76) Baumuster / Type:930.143 (28)</p>			
<p>2646, L, LL 04.03 -</p>	<p> Lenkstockhebel zur 1. VA / Pitman Arm to 1st FA (66) Trommelbremse / Drum Brake (86) Radstand [mm] / Wheelbase [mm]:4200 (76) Radstand [mm] / Wheelbase [mm]:4500 (76) Baumuster / Type:930.142-143 (28)</p>			
<p>2650, L, 2651,L, LL 04.03 -</p>	<p> Lenkstockhebel zur 1. VA / Pitman Arm to 1st FA (66) Trommelbremse / Drum Brake (86) 1.VA / 1st FA (15) Radstand [mm] / Wheelbase [mm]:4500 (76) Radstand [mm] / Wheelbase [mm]:4800 (76) Baumuster / Type:930.243-244 (28)</p>			



MERCEDES-BENZ









ACTROS 2627 - 2665 6x4 04.96 -

 1	Lenkstange / Centre Rod Assembly Schubstange / Push Rod einseitig verstellbar / Adjustable on one side Länge [mm] / Length [mm]:895 Konusmaß [mm] / Cone Size [mm]:28,6 Rohr-Ø [mm] / Pipe Ø [mm]:36 mit Zubehör / with accessories mit Sicherungsmutter / with lock nut		(6) (85) (101) (69) (58) (80) (140) (138)	25721 01 23077 01	002 460 46 05	
	2650, L, 2651,L, LL	04.03 -		Lenkstockhebel zur 1. VA / Pitman Arm to 1st FA Trommelbremse / Drum Brake 1.VA / 1st FA Radstand [mm] / Wheelbase [mm]:4500 Baumuster / Type:930.143	(66) (86) (15) (76) (28)	
2654, L, 2655, L, LL	04.03 -		Lenkstockhebel zur 1. VA / Pitman Arm to 1st FA Trommelbremse / Drum Brake 1.VA / 1st FA Radstand [mm] / Wheelbase [mm]:4500 Baumuster / Type:930.143	(66) (86) (15) (76) (28)		
2658 L	04.03 -		Lenkstockhebel zur 1. VA / Pitman Arm to 1st FA Trommelbremse / Drum Brake 1.VA / 1st FA Radstand [mm] / Wheelbase [mm]:4500 Radstand [mm] / Wheelbase [mm]:4800 Baumuster / Type:930.243-244	(66) (86) (15) (76) (76) (28)		
2632 LS, 11946 ccm	04.03 -		Lenkstockhebel zur 1. VA / Pitman Arm to 1st FA Trommelbremse / Drum Brake Radstand [mm] / Wheelbase [mm]:3300 Baumuster / Type:934.241	(66) (86) (76) (28)		
2632 LS, 11946 ccm	04.03 -		Lenkstockhebel zur 1. VA / Pitman Arm to 1st FA Trommelbremse / Drum Brake Radstand [mm] / Wheelbase [mm]:3900 für Fzg. mit zul. Gesamtgewicht [t] / for vehicles with permissible total weight [t]:25 Achsausführung / Axle Version:6x2/4 Baumuster / Type:934.223	(66) (86) (76) (121) (19) (28)		
2636 LS, 11946 ccm 2641 S, LS 2644 S, LS 2650 S, LS 2654 S, LS	04.03 - 04.03 - 04.03 - 04.03 - 04.03 -		Lenkstockhebel zur 1. VA / Pitman Arm to 1st FA Trommelbremse / Drum Brake Radstand [mm] / Wheelbase [mm]:3300 Baumuster / Type:934.241	(66) (86) (76) (28)		
2636 LS, 11946 ccm 2641 S, LS 2644 S, LS 2650 S, LS 2654 S, LS	04.03 - 04.03 - 04.03 - 04.03 - 04.03 -		Lenkstockhebel zur 1. VA / Pitman Arm to 1st FA Trommelbremse / Drum Brake Radstand [mm] / Wheelbase [mm]:3300 Baumuster / Type:934.141	(66) (86) (76) (28)		
2636 LS, 11946 ccm 2641 S, LS 2644 S, LS 2650 S, LS 2654 S, LS	04.03 - 04.03 - 04.03 - 04.03 - 04.03 -		Lenkstockhebel zur 1. VA / Pitman Arm to 1st FA Trommelbremse / Drum Brake Radstand [mm] / Wheelbase [mm]:3900 für Fahrzeuge mit starrer Vorlaufachse / for vehicles with rigid leading axle für Fzg. mit zul. Gesamtgewicht [t] / for vehicles with permissible total weight [t]:25 Achsausführung / Axle Version:6x2/2 Baumuster / Type:934.233	(66) (86) (76) (116) (121) (19) (28)		
2636 LS, 11946 ccm 2641 S, LS 2644 S, LS 2650 S, LS 2654 S, LS	04.03 - 04.03 - 04.03 - 04.03 - 04.03 -		Lenkstockhebel zur 1. VA / Pitman Arm to 1st FA Trommelbremse / Drum Brake Radstand [mm] / Wheelbase [mm]:3900 für Fzg. mit zul. Gesamtgewicht [t] / for vehicles with permissible total weight [t]:25 Achsausführung / Axle Version:6x2/4 Baumuster / Type:934.223	(66) (86) (76) (121) (19) (28)		
2646 S, LS	04.03 -		Lenkstockhebel zur 1. VA / Pitman Arm to 1st FA Trommelbremse / Drum Brake Radstand [mm] / Wheelbase [mm]:3300 Baumuster / Type:934.141	(66) (86) (76) (28)		
2658 LS	04.03 -		Lenkstockhebel zur 1. VA / Pitman Arm to 1st FA Trommelbremse / Drum Brake Radstand [mm] / Wheelbase [mm]:3300 Baumuster / Type:934.241	(66) (86) (76) (28)		



MERCEDES-BENZ

ACTROS 2627 - 2665 6x4 04.96 -

 1	Lenkstange / Centre Rod Assembly		(6)	25721 01 002 460 46 05  23077 01	
	Schubstange / Push Rod einseitig verstellbar / Adjustable on one side Länge [mm] / Length [mm]:895 Konusmaß [mm] / Cone Size [mm]:28,6 Rohr-Ø [mm] / Pipe Ø [mm]:36 mit Zubehör / with accessories mit Sicherungsmutter / with lock nut		(85) (101) (69) (58) (80) (140) (138)		
2632 K, LK	04.03 -	Lenkstockhebel zur 1. VA / Pitman Arm to 1st FA	(66)		
2636 K, LK	04.03 -	Trommelbremse / Drum Brake	(86)		
2641 K, LK	04.03 -	Radstand [mm] / Wheelbase [mm]:3300	(76)		
2644 K, LK	04.03 -	Baumuster / Type:932.241	(28)		
2646 K, LK	04.03 -				
2648 K, LK, 350-355 kW	04.03 -				
2650 K, 2651 K, LK	04.03 -				
2654 K, LK, 2655 K, LK	04.03 -				
2632 K, LK	04.03 -				
2636 K, LK	04.03 -	Lenkstockhebel zur 1. VA / Pitman Arm to 1st FA	(66)		
2641 K, LK	04.03 -	Trommelbremse / Drum Brake	(86)		
2644 K, LK	04.03 -	Radstand [mm] / Wheelbase [mm]:3300	(76)		
2646 K, LK	04.03 -	Radstand [mm] / Wheelbase [mm]:3600	(76)		
2648 K, LK, 350-355 kW	04.03 -	Radstand [mm] / Wheelbase [mm]:3900	(76)		
2650 K, 2651 K, LK	04.03 -	Baumuster / Type:932.141-143	(28)		
2654 K, LK, 2655 K, LK	04.03 -				
2658 K, LK	04.03 -				
		Lenkstockhebel zur 1. VA / Pitman Arm to 1st FA	(66)		
		Trommelbremse / Drum Brake	(86)		
		Radstand [mm] / Wheelbase [mm]:3300	(76)		
		Radstand [mm] / Wheelbase [mm]:3600	(76)		
		Radstand [mm] / Wheelbase [mm]:3900	(76)		
		Baumuster / Type:932.141-143	(28)		
2631 B	04.03 -				
2632 B	04.03 -	Lenkstockhebel zur 1. VA / Pitman Arm to 1st FA	(66)		
2635 B	04.03 -	Trommelbremse / Drum Brake	(86)		
2636 B	04.03 -	Radstand [mm] / Wheelbase [mm]:3300	(76)		
2640 B	04.03 -	Baumuster / Type:933.141	(28)		
2641 B	04.03 -				
2643 B	04.03 -				
2644 B	04.03 -				
2646 B	04.03 -				
2648 B	04.03 -				
2631 L	04.03 -	Lenkstockhebel zur 1. VA / Pitman Arm to 1st FA	(66)		
2635 L, 11946 ccm	04.03 -	Trommelbremse / Drum Brake	(86)		
2640 L, 11946 ccm	04.03 -	Radstand [mm] / Wheelbase [mm]:4200	(76)		
2643 L, 11946 ccm	04.03 -	Radstand [mm] / Wheelbase [mm]:4500	(76)		
2648 L, LL	04.03 -	Radstand [mm] / Wheelbase [mm]:4800	(76)		
2648 L, 15928 ccm	04.03 -	für Fzg. mit zul. Gesamtgewicht [t] / for vehicles with permissible total weight [t]:26	(121)		
2653 L	04.03 -	Baumuster / Type:930.242-244	(28)		
2648 S, LS	04.03 -	Lenkstockhebel zur 1. VA / Pitman Arm to 1st FA	(66)		
2651 S, LS	04.03 -	Trommelbremse / Drum Brake	(86)		
2655 S, LS	04.03 -	Radstand [mm] / Wheelbase [mm]:3300	(76)		
		für Fzg. mit zul. Gesamtgewicht [t] / for vehicles with permissible total weight [t]:26	(121)		
		Baumuster / Type:934.241	(28)		
2648 S, LS	04.03 -				
2651 S, LS	04.03 -	Lenkstockhebel zur 1. VA / Pitman Arm to 1st FA	(66)		
2655 S, LS	04.03 -	Trommelbremse / Drum Brake	(86)		
		Radstand [mm] / Wheelbase [mm]:3300	(76)		
		für Fzg. mit zul. Gesamtgewicht [t] / for vehicles with permissible total weight [t]:26	(121)		
		Baumuster / Type:934.141	(28)		
2631 LS	10.02 -	Lenkstockhebel zur 1. VA / Pitman Arm to 1st FA	(66)		
2635 LS, 11946 ccm	10.02 -	Trommelbremse / Drum Brake	(86)		
2640 LS, 11946 ccm	10.02 -	Radstand [mm] / Wheelbase [mm]:3300	(76)		
2648 LS, 15928 ccm	10.02 -	für Fzg. mit zul. Gesamtgewicht [t] / for vehicles with permissible total weight [t]:26	(121)		
2660 S, LS	06.08 -				
2665 LS	04.03 -	Baumuster / Type:934.241	(28)		
2648 K, 2648 LK, 355 kW	10.97 -				
		Lenkstockhebel zur 1. VA / Pitman Arm to 1st FA	(66)		
		Trommelbremse / Drum Brake	(86)		
		1.VA / 1st FA	(15)		
		Baumuster / Type:952.141-143	(28)		
2648 K, 2648 LK, 355 kW	10.97 -	Lenkstockhebel zur 1. VA / Pitman Arm to 1st FA	(66)		
		Trommelbremse / Drum Brake	(86)		
		Baumuster / Type:952.241	(28)		

Pos














Ref.







MERCEDES-BENZ

ACTROS 2627 - 2665 6x4 04.96 -

 1	Lenkstange / Centre Rod Assembly Schubstange / Push Rod einseitig verstellbar / Adjustable on one side Länge [mm] / Length [mm]:895 Konusmaß [mm] / Cone Size [mm]:28,6 Rohr-Ø [mm] / Pipe Ø [mm]:36 mit Zubehör / with accessories mit Sicherungsmutter / with lock nut	(6) (85) (101) (69) (58) (80) (140) (138)	25721 01 002 460 46 05  23077 01	
	2631 K, LK 04.03 - 2635 K, LK 04.03 - 2640 K, LK 04.03 - 2643 K, LK 04.03 -		 Lenkstockhebel zur 1. VA / Pitman Arm to 1st FA (66) Trommelbremse / Drum Brake (86) Baumuster / Type:932.141/143 (28)	
	2631 K, LK 04.03 - 2635 K, LK 04.03 - 2640 K, LK 04.03 - 2643 K, LK 04.03 -		Lenkstockhebel zur 1. VA / Pitman Arm to 1st FA (66) Trommelbremse / Drum Brake (86) Achsausführung / Axle Version:VL4 (19) Baumuster / Type:932.241/142 (28)	
	2648 K, LK, 350 kW 04.03 - 2653 K, LK 04.03 -		 Lenkstockhebel zur 1. VA / Pitman Arm to 1st FA (66) Trommelbremse / Drum Brake (86) Baumuster / Type:932.141/143 (28)	
	2648 K, LK, 350 kW 04.03 - 2653 K, LK 04.03 -		Lenkstockhebel zur 1. VA / Pitman Arm to 1st FA (66) Trommelbremse / Drum Brake (86) Achsausführung / Axle Version:VL4 (19) Baumuster / Type:932.241 (28)	
	2660 LK 04.03 -		 Lenkstockhebel zur 1. VA / Pitman Arm to 1st FA (66) Trommelbremse / Drum Brake (86) Baumuster / Type:932.141 (28)	
	2651 L, 15928 ccm 04.03 -		Lenkstockhebel zur 1. VA / Pitman Arm to 1st FA (66) Trommelbremse / Drum Brake (86) Baumuster / Type:930.243-244 (28)	
	 1	Lenkstange / Centre Rod Assembly Schubstange / Push Rod einseitig verstellbar / Adjustable on one side Länge [mm] / Length [mm]:885 Konusmaß [mm] / Cone Size [mm]:30 Konusmaß [mm] / Cone Size [mm]:32 Rohr-Ø [mm] / Pipe Ø [mm]:38 mit Zubehör / with accessories	(6) (85) (101) (69) (58) (80) (140)	27954 01 002 460 51 05  30737 01
2658 L 04.03 - 2660 L, LL 05.05 -			Lenkstockhebel zur 1. VA / Pitman Arm to 1st FA (66) Trommelbremse / Drum Brake (86) Antriebsachse / Drive Axle (25) Achsausführung / Axle Version:VL5 (19) Achslast [t] / Axle Load [t]:7,5 (23) Achslast [t] / Axle Load [t]:9,0 (23) Baumuster / Type:930.243 (28)	
 1	Lenkstange / Centre Rod Assembly Schubstange / Push Rod einseitig verstellbar / Adjustable on one side Länge [mm] / Length [mm]:776 Rohr-Ø [mm] / Pipe Ø [mm]:42 Konusmaß [mm] / Cone Size [mm]:28,6 mit Sicherungsmutter / with lock nut	(6) (85) (101) (69) (80) (58) (138)	36539 01 003 460 55 05  27623 01	
	2627 LS 07.11 - 2630 LS 07.11 - 2632 LS, 7698 ccm 07.11 - 2633 LS 07.11 - 2635 LS, 7698 ccm 07.11 - 2636 LS, 10677 ccm 07.11 - 2640 LS, 10677 ccm 07.11 - 2642 LS 07.11 - 2643 LS 07.11 - 2645 LS 07.11 - 2648 LS, 12809 ccm 07.11 - 2651 LS 07.11 -		Lenkstockhebel zur 1. VA / Pitman Arm to 1st FA (66) für / for:508063 64 (102) Baumuster / Type:963.424 (28)	

MERCEDES-BENZ




ACTROS 2627 - 2665 6x4 04.96 -

 1	<p>Lenkstange / Centre Rod Assembly Schubstange / Push Rod einseitig verstellbar / Adjustable on one side Länge [mm] / Length [mm]:801 Konusmaß [mm] / Cone Size [mm]:28,6 Rohr-Ø [mm] / Pipe Ø [mm]:42 mit Sicherungsmutter / with lock nut</p>	(6) (85) (101) (69) (58) (80) (138)	<p>36722 01 003 460 54 05  27623 01</p>	
 3	<p>Lenkstange / Centre Rod Assembly Schubstange / Push Rod nicht verstellbar / not adjustable Länge [mm] / Length [mm]:2069 Konusmaß [mm] / Cone Size [mm]:30 Rohr-Ø [mm] / Pipe Ø [mm]:40 mit Zubehör / with accessories</p>	(6) (85) (146) (69) (58) (80) (140)	<p>27441 01 000 460 85 05 </p>	
	2627 L 07.11 - 2630 L 07.11 - 2632 L 07.11 - 2633 L 07.11 - 2635 L, 7698 ccm 07.11 - 2636 L 07.11 - 2640 L, 10677 ccm 07.11 - 2642 L 07.11 - 2643 L, 10677 ccm 07.11 - 2645 L 07.11 - 2648 L, 12809 ccm 07.11 - 2651 L, 12809 ccm 07.11 -		Lenkstockhebel zur 1. VA / Pitman Arm to 1st FA für / for:508063 65 Baumuster / Type:963.024	(66) (102) (28)
	2632 LS, 11946 ccm 04.03 - 2636 LS, 11946 ccm 04.03 -		am Zwischenhebel / at the intermediate lever vom 1. zum 2. Zwischenhebel / from 1st to 2nd control arm Radstand [mm] / Wheelbase [mm]:3900 für Fzg. mit zul. Gesamtgewicht [t] / for vehicles with permissible total weight [t]:25 Achsausführung / Axle Version:6x2/4 Baumuster / Type:934.223	(97) (151) (76) (121) (19) (28)



MERCEDES-BENZ



ACTROS 2627 - 2665 6x4 04.96 -

 6	Spurstange / Rod Assembly Führungsstange / Guide Rod beidseitig verstellbar / Adjustable on both sides Länge [mm] / Length [mm]:1735 Konusmaß [mm] / Cone Size [mm]:32 Rohr-Ø [mm] / Pipe Ø [mm]:50 mit Zubehör / with accessories	(9) (46) (100) (69) (58) (80) (140)	23988 01 941 330 02 03  11394 04 12280 04											
	2631 K 04.97 - 10.02 Achsausführung / Axle Version:739500 Baumuster / Type:952.141-143 (19) (28)	2631 B 04.97 - 10.02 Achsausführung / Axle Version:739500 2635 B 04.97 - 10.02 Baumuster / Type:953.141 (19) 2640 B 04.97 - 10.02 (28) 2643 B 04.97 - 10.02 2635 K, 2635 LK 04.97 - 10.02 Achsausführung / Axle Version:739500 Baumuster / Type:952.141/143 (19) (28)	2640 K, 2640 LK 04.97 - 10.02 Achsausführung / Axle Version:739500 2643 K, 2643 LK 04.97 - 10.02 Baumuster / Type:952.141/143/241/243 (19) 2648 K, 2648 LK, 350 kW 04.97 - 10.02 (28) 2653 K, 2653 LK 04.97 - 10.02 2657 K, 2657 LK 04.97 - 10.02 Achsausführung / Axle Version:739500 Baumuster / Type:952.141/241/243 (19) (28)	2641 S, LS 04.03 - Achsausführung / Axle Version:739500 2644 S, LS 04.03 - Baumuster / Type:934.141/241 (19) 2650 S, LS 04.03 - (28) 2654 S, LS 04.03 - 2646 S, LS 04.03 - Achsausführung / Axle Version:739500 Baumuster / Type:934.141 (19) (28)	2632 K, LK 04.03 - Achsausführung / Axle Version:739500 Baumuster / Type:932.141-143/241 (19) (28)	2636 K, LK 04.03 - Achsausführung / Axle Version:739500 2641 K, LK 04.03 - Baumuster / Type:932.141/143/241 (19) 2644 K, LK 04.03 - (28) 2654 K, LK, 2655 K, LK 04.03 - 2646 K, LK 04.03 - Achsausführung / Axle Version:739500 2648 K, LK, 350-355 kW 04.03 - Baumuster / Type:932.141/241 (19) (28) 2650 K, 2651 K, LK 04.03 - Achsausführung / Axle Version:739500 Baumuster / Type:932.141/143 (19) (28)	2658 K, LK 04.03 - Achsausführung / Axle Version:739500 Baumuster / Type:932.141 (19) (28)	2632 B 04.03 - Achsausführung / Axle Version:739500 2636 B 04.03 - Baumuster / Type:933.141 (19) 2641 B 04.03 - (28) 2644 B 04.03 - 2646 B 04.03 - 2648 B 04.03 -	2648 S, LS 04.03 - Achsausführung / Axle Version:739500 2651 S, LS 04.03 - für Fzg. mit zul. Gesamtgewicht [t] / for vehicles with permissible total 2655 S, LS 04.03 - weight [t]:26 (19) (121) Baumuster / Type:934.141 (28)	2646 B 10.97 - Achsausführung / Axle Version:739.500 Baumuster / Type:953.141 (19) (28)	2648 K, 2648 LK, 355 kW 10.97 - Achsausführung / Axle Version:739.500 Baumuster / Type:952.141/143/241 (19) (28)	2631 B 04.03 - Achsausführung / Axle Version:739.500 2635 B 04.03 - Baumuster / Type:933.141 (19) 2640 B 04.03 - (28) 2643 B 04.03 -	2631 K, LK 04.03 - Achsausführung / Axle Version:739.500 (19) 2635 K, LK 04.03 - Achslast [t] / Axle Load [t]:7,5 (23) 2640 K, LK 04.03 - Scheibenbremse / Disc Brake (83) 2643 K, LK 04.03 - für / for:SKN-V (102) Baumuster / Type:932.241/142 (28)	2648 K, LK, 350 kW 04.03 - Achsausführung / Axle Version:739.500 (19) 2653 K, LK 04.03 - Achslast [t] / Axle Load [t]:7,5 (23) Scheibenbremse / Disc Brake (83) für / for:SKN-V (102) Baumuster / Type:932.241 (28)



MERCEDES-BENZ






ACTROS 2627 - 2665 6x4 04.96 -

 6	<p>Spurstange / Rod Assembly Führungsstange / Guide Rod beidseitig verstellbar / Adjustable on both sides Länge [mm] / Length [mm]:1465 Konusmaß [mm] / Cone Size [mm]:32 Rohr-Ø [mm] / Pipe Ø [mm]:40 mit Zubehör / with accessories</p>	<p>(9) (46) (100) (69) (58) (80) (140)</p>	<p>23989 01 945 330 02 03 ▲ 11394 04 ▲ 12280 04</p> 
	<p>2632 LS, 11946 ccm 04.03 - 2636 LS, 11946 ccm 04.03 - 2641 S, LS 04.03 - 2644 S, LS 04.03 - 2650 S, LS 04.03 - 2654 S, LS 04.03 -</p>	<p>für Fzg. mit zul. Gesamtgewicht [t] / for vehicles with permissible total weight [t]:25 Achsausführung / Axle Version:739520, 6x2/4 Baumuster / Type:934.223</p>	<p>(121) (19) (28)</p>



MERCEDES-BENZ






ACTROS 2627 - 2665 6x4 04.96 -

 6	Spurstange / Rod Assembly	(9)	23992 01	949 330 02 03
	Führungsstange / Guide Rod beidseitig verstellbar / Adjustable on both sides Länge [mm] / Length [mm]:1625 Konusmaß [mm] / Cone Size [mm]:32 Rohr-Ø [mm] / Pipe Ø [mm]:52 mit Zubehör / with accessories	(46) (100) (69) (58) (80) (140)		11394 04 12280 04
2631, 2631 L	04.96 - 10.02	Achsausführung / Axle Version:739560 Baumuster / Type:950.242-244	(19) (28)	
2631, 2631 L	04.96 - 10.02	Achsausführung / Axle Version:739570 Baumuster / Type:950.142-143/145/242-244	(19) (28)	
2631 K	04.97 - 10.02	Achsausführung / Axle Version:739570 Baumuster / Type:952.141-143	(19) (28)	
2631 B 2635 B 2640 B 2643 B 2646 B	04.97 - 10.02 04.97 - 10.02 04.97 - 10.02 04.97 - 10.02 10.97 -	Achsausführung / Axle Version:739570 Baumuster / Type:953.141	(19) (28)	
2635, 2635 L	04.96 - 10.02	Achsausführung / Axle Version:739560 Baumuster / Type:950.243-244	(19) (28)	
2635, 2635 L	04.96 - 10.02	Achsausführung / Axle Version:739570 Baumuster / Type:950.142-143/243-244	(19) (28)	
2635 K, 2635 LK	04.97 - 10.02	Achsausführung / Axle Version:739570 Baumuster / Type:952.141/143	(19) (28)	
2640, 2640 L 2643, 2643 L 2648, 2648 L	04.96 - 10.02 04.96 - 10.02 04.96 - 10.02	Achsausführung / Axle Version:739570 Baumuster / Type:950.143/242-244	(19) (28)	
2640, 2640 L 2643, 2643 L 2648, 2648 L	04.96 - 10.02 04.96 - 10.02 04.96 - 10.02	Achsausführung / Axle Version:739560 Baumuster / Type:950.242-244	(19) (28)	
2640 S, 2640 LS 2643 S, 2643 LS 2648 S, 2648 LS, 350 kW 2653 S, 2653 LS	09.96 - 10.02 04.97 - 10.02 09.96 - 10.02 09.96 - 10.02	Achsausführung / Axle Version:739570, 739560 Baumuster / Type:954.141/241	(19) (28)	
2640 K, 2640 LK 2643 K, 2643 LK 2648 K, 2648 LK, 350 kW 2653 K, 2653 LK 2653, 2653 L	04.97 - 10.02 04.97 - 10.02 04.97 - 10.02 04.97 - 10.02 04.96 - 10.02	Achsausführung / Axle Version:739570 Baumuster / Type:952.141/143/241/243	(19) (28)	
2653, 2653 L	04.96 - 10.02	Achsausführung / Axle Version:739570 Baumuster / Type:950.143/243	(19) (28)	
2653, 2653 L	04.96 - 10.02	Achsausführung / Axle Version:739560 Baumuster / Type:950.243	(19) (28)	
2657 L	04.97 - 10.02	Achsausführung / Axle Version:739560 Baumuster / Type:950.243	(19) (28)	
2657 K, 2657 LK	04.97 - 10.02	Achsausführung / Axle Version:739570 Baumuster / Type:952.141/241/243	(19) (28)	
2632, L, LL 2636, L, LL 2641, L, LL 2644, L, LL 2646, L, LL 2650, L, 2651,L, LL 2654, L, 2655, L, LL	04.03 - 04.03 - 04.03 - 04.03 - 04.03 - 04.03 - 04.03 -	 Achsausführung / Axle Version:739570, 739560 1.VA / 1st FA Radstand [mm] / Wheelbase [mm]:4200 Radstand [mm] / Wheelbase [mm]:4500 Radstand [mm] / Wheelbase [mm]:5100 Baumuster / Type:930.142-143/145	(19) (15) (76) (76) (76) (28)	
2632, L, LL 2636, L, LL 2641, L, LL 2644, L, LL 2646, L, LL 2650, L, 2651,L, LL 2654, L, 2655, L, LL	04.03 - 04.03 - 04.03 - 04.03 - 04.03 - 04.03 - 04.03 -	 Achsausführung / Axle Version:739570, 739560 1.VA / 1st FA Radstand von [mm] / Wheelbase from [mm]:4200 Radstand bis [mm] / Wheelbase to [mm]:4800 Baumuster / Type:930.242-244	(19) (15) (78) (77) (28)	
2658 L 2660 L, LL	04.03 - 05.05 -	 Achsausführung / Axle Version:739.560/570 Achslast [t] / Axle Load [t]:9,0 Baumuster / Type:930.243	(19) (23) (28)	
2641 S, LS 2644 S, LS 2650 S, LS 2654 S, LS 2646 S, LS	04.03 - 04.03 - 04.03 - 04.03 - 04.03 -	Achsausführung / Axle Version:739570, 739560 Baumuster / Type:934.141/241	(19) (28)	
2632 K, LK	04.03 -	Achsausführung / Axle Version:739570 Baumuster / Type:932.141-143/241	(19) (28)	
2636 K, LK 2641 K, LK 2644 K, LK 2654 K, LK, 2655 K, LK 2646 K, LK 2648 K, LK, 350-355 kW	04.03 - 04.03 - 04.03 - 04.03 - 04.03 - 04.03 -	Achsausführung / Axle Version:739570 Baumuster / Type:932.141/143/241	(19) (28)	
		Achsausführung / Axle Version:739570 Baumuster / Type:932.141/241	(19) (28)	



MERCEDES-BENZ







ACTROS 2627 - 2665 6x4 04.96 -

6	Spurstange / Rod Assembly Führungsstange / Guide Rod beidseitig verstellbar / Adjustable on both sides Länge [mm] / Length [mm]:1625 Konusmaß [mm] / Cone Size [mm]:32 Rohr-Ø [mm] / Pipe Ø [mm]:52 mit Zubehör / with accessories		(9) (46) (100) (69) (58) (80) (140)	23992 01 949 330 02 03 	
	2650 K, 2651 K, LK	04.03 -	Achsausführung / Axle Version:739570 Baumuster / Type:932.141/143	(19) (28)	
2658 K, LK	04.03 -	Achsausführung / Axle Version:739570 Baumuster / Type:932.141	(19) (28)		
2632 B	04.03 -	Achsausführung / Axle Version:739570	(19)		
2636 B	04.03 -	Baumuster / Type:933.141	(28)		
2641 B	04.03 -				
2644 B	04.03 -				
2646 B	04.03 -				
2648 B	04.03 -				
2648, L, LL	04.03 -	 Achsausführung / Axle Version:739570, 739560 1.VA / 1st FA Radstand von [mm] / Wheelbase from [mm]:4200 Radstand bis [mm] / Wheelbase to [mm]:4800 für Fzg. mit zul. Gesamtgewicht [t] / for vehicles with permissible total weight [t]:26 Baumuster / Type:930.242-244	(19) (15) (78) (77) (121) (28)		
2648 S, LS	04.03 -	Achsausführung / Axle Version:739570, 739560	(19)		
2651 S, LS	04.03 -	für Fzg. mit zul. Gesamtgewicht [t] / for vehicles with permissible total weight [t]:26	(121)		
2655 S, LS	04.03 -	Baumuster / Type:934.141	(28)		
2648 S, 2648 LS, 355 kW	10.97 -	Achsausführung / Axle Version:739.570/560	(19)		
2650 S, 2650 LS	10.97 -	Baumuster / Type:954.141/241	(28)		
2648 K, 2648 LK, 355 kW	10.97 -	Achsausführung / Axle Version:739.570 Baumuster / Type:952.141/143/241	(19) (28)		
2631 B	04.03 -	Achsausführung / Axle Version:739.570	(19)		
2635 B	04.03 -	Baumuster / Type:933.141	(28)		
2640 B	04.03 -				
2643 B	04.03 -				
2631 K, LK	04.03 -	Achsausführung / Axle Version:739.570	(19)		
2635 K, LK	04.03 -	Achslast [t] / Axle Load [t]:9,0	(23)		
2640 K, LK	04.03 -	Trommelbremse / Drum Brake	(86)		
2643 K, LK	04.03 -	Baumuster / Type:932.141/143/241/142	(28)		
2648 K, LK, 350 kW	04.03 -	Achsausführung / Axle Version:739.570	(19)		
2653 K, LK	04.03 -	Achslast [t] / Axle Load [t]:9,0	(23)		
		Trommelbremse / Drum Brake	(86)		
		Baumuster / Type:932.141/143/241	(28)		
2660 LK	04.03 -	Achsausführung / Axle Version:739.570 Baumuster / Type:932.141	(19) (28)		
2631 L	04.03 -				
2635 L, 11946 ccm	04.03 -	 Achsausführung / Axle Version:739.570/560 1.VA / 1st FA	(19) (15)		
2640 L, 11946 ccm	04.03 -	Radstand von [mm] / Wheelbase from [mm]:4200	(78)		
2643 L, 11946 ccm	04.03 -	Radstand bis [mm] / Wheelbase to [mm]:4800	(77)		
2648 L, 15928 ccm	04.03 -	für Fzg. mit zul. Gesamtgewicht [t] / for vehicles with permissible total weight [t]:26	(121)		
2653 L	04.03 -	Baumuster / Type:930.242-244	(28)		
2651 L, 15928 ccm	04.03 -	 Achsausführung / Axle Version:739.570/560 1.VA / 1st FA Baumuster / Type:930.243-244	(19) (15) (28)		



MERCEDES-BENZ





ACTROS 2627 - 2665 6x4 04.96 -

 6	Spurstange / Rod Assembly Führungsstange / Guide Rod beidseitig verstellbar / Adjustable on both sides Länge [mm] / Length [mm]:1664 Rohr-Ø [mm] / Pipe Ø [mm]:50 Konusmaß [mm] / Cone Size [mm]:32 mit Zubehör / with accessories	(9) (46) (100) (69) (80) (58) (140)	30478 01 942 330 03 03  ▲ 11394 04 ▲ 12280 04
	2631, 2631 L 04.96 - 10.02 Achsausführung / Axle Version:739543 Baumuster / Type:950.142-143/145 (19) (28)		
2631 K 04.97 - 10.02 Achsausführung / Axle Version:739543 Baumuster / Type:952.141-143 (19) (28)			
2631 B 04.97 - 10.02 Achsausführung / Axle Version:739543 (19) 2635 B 04.97 - 10.02 Baumuster / Type:953.141 (28) 2640 B 04.97 - 10.02 2643 B 04.97 - 10.02			
2635, 2635 L 04.96 - 10.02 Achsausführung / Axle Version:739543 (19) Baumuster / Type:950.142-143 (28)			
2635 K, 2635 LK 04.97 - 10.02 Achsausführung / Axle Version:739543 (19) Baumuster / Type:952.141/143 (28)			
2640, 2640 L 04.96 - 10.02 Achsausführung / Axle Version:739543 (19) 2643, 2643 L 04.96 - 10.02 Baumuster / Type:950.143 (28) 2648, 2648 L 04.96 - 10.02 2653, 2653 L 04.96 - 10.02			
2640 S, 2640 LS 09.96 - 10.02 Achsausführung / Axle Version:739543 (19) 2643 S, 2643 LS 04.97 - 10.02 Baumuster / Type:954.141 (28) 2648 S, 2648 LS, 350 kW 09.96 - 10.02 2653 S, 2653 LS 09.96 - 10.02			
2640 K, 2640 LK 04.97 - 10.02 Achsausführung / Axle Version:739543 (19) 2643 K, 2643 LK 04.97 - 10.02 Baumuster / Type:952.141/143/241/243 (28) 2648 K, 2648 LK, 350 kW 04.97 - 10.02 2653 K, 2653 LK 04.97 - 10.02			
2657 K, 2657 LK 04.97 - 10.02 Achsausführung / Axle Version:739543 (19) Baumuster / Type:952.141/241/243 (28)			
2632, L, LL 04.03 -  Achsausführung / Axle Version:739543 (19) 1.VA / 1st FA (15) Radstand [mm] / Wheelbase [mm]:4200 (76) Radstand [mm] / Wheelbase [mm]:4500 (76) Radstand [mm] / Wheelbase [mm]:5100 (76) Baumuster / Type:930.142-143/145 (28)			
2636, L, LL 04.03 - 2644, L, LL 04.03 - 2646, L, LL 04.03 -  Achsausführung / Axle Version:739543 (19) 1.VA / 1st FA (15) Radstand [mm] / Wheelbase [mm]:4200 (76) Radstand [mm] / Wheelbase [mm]:4500 (76) Baumuster / Type:930.142-143 (28)			
2641, L, LL 04.03 - 2650, L, 2651,L, LL 04.03 - 2654, L, 2655, L, LL 04.03 -  Achsausführung / Axle Version:739543 (19) 1.VA / 1st FA (15) Radstand [mm] / Wheelbase [mm]:4500 (76) Baumuster / Type:930.143 (28)			
2658 L 04.03 - 2660 L, LL 05.05 -  Achsausführung / Axle Version:739.543 (19) Achslast [t] / Axle Load [t]:7,5 (23) Baumuster / Type:930.243 (28)			
2641 S, LS 04.03 - 2644 S, LS 04.03 - 2646 S, LS 04.03 - 2650 S, LS 04.03 - 2654 S, LS 04.03 - Achsausführung / Axle Version:739543 (19) Baumuster / Type:934.141 (28)			
2632 K, LK 04.03 - Achsausführung / Axle Version:739543 (19) Baumuster / Type:932.141-143/241 (28)			
2636 K, LK 04.03 - 2641 K, LK 04.03 - 2644 K, LK 04.03 - 2654 K, LK, 2655 K, LK 04.03 - Achsausführung / Axle Version:739543 (19) Baumuster / Type:932.141/143/241 (28)			
2646 K, LK 04.03 - 2648 K, LK, 350-355 kW 04.03 - Achsausführung / Axle Version:739543 (19) Baumuster / Type:932.141/241 (28)			
2650 K, 2651 K, LK 04.03 - Achsausführung / Axle Version:739543 (19) Baumuster / Type:932.141/143 (28)			
2658 K, LK 04.03 - Achsausführung / Axle Version:739543 (19) Baumuster / Type:932.141 (28)			



MERCEDES-BENZ





ACTROS 2627 - 2665 6x4 04.96 -

 6	Spurstange / Rod Assembly Führungsstange / Guide Rod beidseitig verstellbar / Adjustable on both sides Länge [mm] / Length [mm]:1664 Rohr-Ø [mm] / Pipe Ø [mm]:50 Konusmaß [mm] / Cone Size [mm]:32 mit Zubehör / with accessories	(9) (46) (100) (69) (80) (58) (140)	30478 01 942 330 03 03  11394 04 12280 04	
	2632 B	04.03 -	Achsausführung / Axle Version:739543	(19)
	2636 B	04.03 -	Baumuster / Type:933.141	(28)
	2641 B	04.03 -		
	2644 B	04.03 -		
	2646 B	04.03 -		
	2648 B	04.03 -		
	2648 S, LS	04.03 -	Achsausführung / Axle Version:739543	(19)
	2651 S, LS	04.03 -	für Fzg. mit zul. Gesamtgewicht [t] / for vehicles with permissible total weight [t]:26	(121)
	2655 S, LS	04.03 -	Baumuster / Type:934.141	(28)
	2648 S, 2648 LS, 355 kW	10.97 -	Achsausführung / Axle Version:739.543	(19)
	2650 S, 2650 LS	10.97 -	Baumuster / Type:954.141	(28)
	2646 B	10.97 -	Achsausführung / Axle Version:739.543	(19)
			Baumuster / Type:953.141	(28)
	2648 K, 2648 LK, 355 kW	10.97 -	Achsausführung / Axle Version:739.543	(19)
		Baumuster / Type:952.141/143/241	(28)	
2631 B	04.03 -	Achsausführung / Axle Version:739.543	(19)	
2635 B	04.03 -	Baumuster / Type:933.141	(28)	
2640 B	04.03 -			
2643 B	04.03 -			
2631 K, LK	04.03 -	Achsausführung / Axle Version:739.543	(19)	
2635 K, LK	04.03 -	Achslast [t] / Axle Load [t]:7,5	(23)	
2640 K, LK	04.03 -	Trommelbremse / Drum Brake	(86)	
2643 K, LK	04.03 -	Baumuster / Type:932.141/143/241/142	(28)	
2648 K, LK, 350 kW	04.03 -	Achsausführung / Axle Version:739.543	(19)	
2653 K, LK	04.03 -	Achslast [t] / Axle Load [t]:7,5	(23)	
		Trommelbremse / Drum Brake	(86)	
		Baumuster / Type:932.141/143/241	(28)	
2660 LK	04.03 -	Achsausführung / Axle Version:739.543	(19)	
		Baumuster / Type:932.141	(28)	
 6	Spurstange / Rod Assembly Führungsstange / Guide Rod einseitig verstellbar / Adjustable on one side Länge [mm] / Length [mm]:1685 Konusmaß [mm] / Cone Size [mm]:32 Rohr-Ø [mm] / Pipe Ø [mm]:50 mit Zubehör / with accessories	(9) (46) (101) (69) (58) (80) (140)	36540 01 960 330 01 03 21971 01 	
	2627 L	07.11 -	Achslast [t] / Axle Load [t]:7,5	(23)
	2630 L	07.11 -	Achslast [t] / Axle Load [t]:8	(23)
	2632 L	07.11 -	Achslast [t] / Axle Load [t]:9	(23)
	2633 L	07.11 -	Achsausführung / Axle Version:739.528/573/575	(19)
	2635 L, 7698 ccm	07.11 -	für / for:504310 57	(102)
	2636 L	07.11 -	Baumuster / Type:963.024	(28)
	2640 L, 10677 ccm	07.11 -		
	2642 L	07.11 -		
	2643 L, 10677 ccm	07.11 -		
	2645 L	07.11 -		
	2648 L, 12809 ccm	07.11 -		
	2651 L, 12809 ccm	07.11 -		
	2627 LS	07.11 -	Achslast [t] / Axle Load [t]:7,5	(23)
	2630 LS	07.11 -	Achslast [t] / Axle Load [t]:8	(23)
	2632 LS, 7698 ccm	07.11 -	Achslast [t] / Axle Load [t]:9	(23)
	2633 LS	07.11 -	Achsausführung / Axle Version:739.528/573/575	(19)
	2635 LS, 7698 ccm	07.11 -	für / for:504310 58	(102)
	2636 LS, 10677 ccm	07.11 -	Baumuster / Type:963.424	(28)
	2640 LS, 10677 ccm	07.11 -		
	2642 LS	07.11 -		
2643 LS	07.11 -			
2645 LS	07.11 -			
2648 LS, 12809 ccm	07.11 -			
2651 LS	07.11 -			



MERCEDES-BENZ



ACTROS 2627 - 2665 6x4 04.96 -

 6	Spurstange / Rod Assembly Führungsstange / Guide Rod einseitig verstellbar / Adjustable on one side Länge [mm] / Length [mm]:1685 Konusmaß [mm] / Cone Size [mm]:32 Rohr-Ø [mm] / Pipe Ø [mm]:52 mit Zubehör / with accessories	(9) (46) (101) (69) (58) (80) (140)	36762 01 960 330 04 03 21971 01 	
	2627 L 07.11 - 2630 L 07.11 - 2632 L 07.11 - 2633 L 07.11 - 2635 L, 7698 ccm 07.11 - 2636 L 07.11 - 2640 L, 10677 ccm 07.11 - 2642 L 07.11 - 2643 L, 10677 ccm 07.11 - 2645 L 07.11 - 2648 L, 12809 ccm 07.11 - 2651 L, 12809 ccm 07.11 -	Achslast [t] / Axle Load [t]:8 (23) Achsausführung / Axle Version:739.505 (19) für / for:504310 57 (102) Baumuster / Type:963.024 (28)		
 6	Spurstange / Rod Assembly Führungsstange / Guide Rod einseitig verstellbar / Adjustable on one side Länge [mm] / Length [mm]:1735 Konusmaß [mm] / Cone Size [mm]:32 Rohr-Ø [mm] / Pipe Ø [mm]:62 mit Zubehör / with accessories mit Kronenmutter / with crown nut	(9) (46) (101) (69) (58) (80) (140) (134)	37329 01 945 330 00 03 	
	2632 LS, 11946 ccm 04.03 - 2636 LS, 11946 ccm 04.03 - 2641 S, LS 04.03 - 2644 S, LS 04.03 - 2650 S, LS 04.03 - 2654 S, LS 04.03 -	für Fzg. mit zul. Gesamtgewicht [t] / for vehicles with permissible total weight [t]:25 (121) Achsausführung / Axle Version:739520, 6x2/4 (19) Baumuster / Type:934.223 (28)		



MERCEDES-BENZ









ACTROS 2627 - 2665 6x4 04.96 -

 6	Spurstange / Rod Assembly Führungsstange / Guide Rod einseitig verstellbar / Adjustable on one side Länge [mm] / Length [mm]:1687 Konusmaß [mm] / Cone Size [mm]:32 Rohr-Ø [mm] / Pipe Ø [mm]:52 mit Zubehör / with accessories mit Kronenmutter / with crown nut	(9) (46) (101) (69) (58) (80) (140) (134)	37331 01 949 330 16 03 30737 01 37235 01	
	2631 K	04.97 - 10.02	Achsausführung / Axle Version:739541 Baumuster / Type:952.141-143	(19) (28)
2635 K, 2635 LK	04.97 - 10.02	Achsausführung / Axle Version:739541	(19)	
2640 K, 2640 LK	04.97 - 10.02	Baumuster / Type:952.141/143	(28)	
2643 K, 2643 LK	04.97 - 10.02			
2648 K, 2648 LK, 350 kW	04.97 - 10.02			
2653 K, 2653 LK	04.97 - 10.02			
2657 K, 2657 LK	04.97 - 10.02	Achsausführung / Axle Version:739541 Baumuster / Type:952.141	(19) (28)	
2641 S, LS	04.03 -	Achsausführung / Axle Version:739541	(19)	
2644 S, LS	04.03 -	Baumuster / Type:934.141	(28)	
2646 S, LS	04.03 -			
2650 S, LS	04.03 -			
2654 S, LS	04.03 -			
2632 K, LK	04.03 -	Achsausführung / Axle Version:739541 Baumuster / Type:932.141-143/241	(19) (28)	
2636 K, LK	04.03 -	Achsausführung / Axle Version:739541	(19)	
2641 K, LK	04.03 -	Baumuster / Type:932.141/143/241	(28)	
2644 K, LK	04.03 -			
2654 K, LK, 2655 K, LK	04.03 -			
2646 K, LK	04.03 -	Achsausführung / Axle Version:739541	(19)	
2648 K, LK, 350-355 kW	04.03 -	Baumuster / Type:932.141/241	(28)	
2650 K, 2651 K, LK	04.03 -	Achsausführung / Axle Version:739541 Baumuster / Type:932.141/143	(19) (28)	
2658 K, LK	04.03 -	Achsausführung / Axle Version:739541 Baumuster / Type:932.141	(19) (28)	
2648 S, LS	04.03 -	Achsausführung / Axle Version:739541	(19)	
2651 S, LS	04.03 -	für Fzg. mit zul. Gesamtgewicht [t] / for vehicles with permissible total weight [t]:26	(121)	
2655 S, LS	04.03 -	Baumuster / Type:934.141	(28)	
2648 K, 2648 LK, 355 kW	10.97 -	Achsausführung / Axle Version:739.541 Baumuster / Type:952.141/143	(19) (28)	
2631 K, LK	04.03 -	Achsausführung / Axle Version:739.541	(19)	
2635 K, LK	04.03 -	Achslast [t] / Axle Load [t]:7,5	(23)	
2640 K, LK	04.03 -	Trommelbremse / Drum Brake	(86)	
2643 K, LK	04.03 -	Baumuster / Type:932.141/143/241/142	(28)	
2648 K, LK, 350 kW	04.03 -	Achsausführung / Axle Version:739.541	(19)	
2653 K, LK	04.03 -	Achslast [t] / Axle Load [t]:7,5	(23)	
		Trommelbremse / Drum Brake	(86)	
		Baumuster / Type:932.141/143/241	(28)	
2660 LK	04.03 -	Achsausführung / Axle Version:739.541 Baumuster / Type:932.141	(19) (28)	



MERCEDES-BENZ









ACTROS 2627 - 2665 6x4 04.96 -

 6	Spurstange / Rod Assembly	(9)	37332 01	942 330 00 03
	Führungsstange / Guide Rod einseitig verstellbar / Adjustable on one side Länge [mm] / Length [mm]:1735 Konusmaß [mm] / Cone Size [mm]:32 Rohr-Ø [mm] / Pipe Ø [mm]:52 mit Zubehör / with accessories mit Kronenmutter / with crown nut	(46) (101) (69) (58) (80) (140) (134)		▲ 30737 01 37235 01
2631, 2631 L	04.96 - 10.02	Achsausführung / Axle Version:739510, 739550 Baumuster / Type:950.142-143/145/242-244	(19) (28)	
2631 K	04.97 - 10.02	Achsausführung / Axle Version:739510, 739550 Baumuster / Type:952.141-143	(19) (28)	
2631 B	04.97 - 10.02	Achsausführung / Axle Version:739510, 739550	(19)	
2635 B	04.97 - 10.02	Baumuster / Type:953.141	(28)	
2640 B	04.97 - 10.02			
2643 B	04.97 - 10.02			
2635, 2635 L	04.96 - 10.02	Achsausführung / Axle Version:739510, 739550 Baumuster / Type:950.142-143/243-244	(19) (28)	
2635 K, 2635 LK	04.97 - 10.02	Achsausführung / Axle Version:739510, 739550 Baumuster / Type:952.141/143	(19) (28)	
2640, 2640 L	04.96 - 10.02	Achsausführung / Axle Version:739510, 739550	(19)	
2643, 2643 L	04.96 - 10.02	Baumuster / Type:950.143/242-244	(28)	
2648, 2648 L	04.96 - 10.02			
2640 S, 2640 LS	09.96 - 10.02	Achsausführung / Axle Version:739510, 739550	(19)	
2653 S, 2653 LS	09.96 - 10.02	Baumuster / Type:954.141/241	(28)	
2640 K, 2640 LK	04.97 - 10.02	Achsausführung / Axle Version:739510, 739550	(19)	
2643 K, 2643 LK	04.97 - 10.02	Baumuster / Type:952.141/143/241/243	(28)	
2648 K, 2648 LK, 350 kW	04.97 - 10.02			
2653 K, 2653 LK	04.97 - 10.02			
2643 S, 2643 LS	04.97 - 10.02	Achsausführung / Axle Version:739510, 739550	(19)	
2648 S, 2648 LS, 350 kW	09.96 - 10.02	Baumuster / Type:954.141	(28)	
2653, 2653 L	04.96 - 10.02	Achsausführung / Axle Version:739510, 739550 Baumuster / Type:950.143/243	(19) (28)	
2657 L	04.97 - 10.02	Achsausführung / Axle Version:739510 Baumuster / Type:950.243	(19) (28)	
2657 K, 2657 LK	04.97 - 10.02	Achsausführung / Axle Version:739510, 739550 Baumuster / Type:952.141/241/243	(19) (28)	
2657 S, 2657 LS	04.97 - 10.02	Achsausführung / Axle Version:739550 Baumuster / Type:954.241	(19) (28)	
2632, L, LL	04.03 -	 Achsausführung / Axle Version:739510, 739550 1.VA / 1st FA Radstand von [mm] / Wheelbase from [mm]:4200 Radstand bis [mm] / Wheelbase to [mm]:4800 Baumuster / Type:930.242-244	(19) (15) (78) (77) (28)	
2632, L, LL	04.03 -	 Achsausführung / Axle Version:739510, 739550 1.VA / 1st FA Radstand [mm] / Wheelbase [mm]:4200 Radstand [mm] / Wheelbase [mm]:4500 Radstand [mm] / Wheelbase [mm]:5100 Baumuster / Type:930.142-143/145	(19) (15) (76) (76) (76) (28)	
2636, L, LL 2644, L, LL	04.03 - 04.03 -	 Achsausführung / Axle Version:739510, 739550 1.VA / 1st FA Radstand von [mm] / Wheelbase from [mm]:4200 Radstand bis [mm] / Wheelbase to [mm]:4800 Baumuster / Type:930.242-244	(19) (15) (78) (77) (28)	
2636, L, LL 2644, L, LL	04.03 - 04.03 -	 Achsausführung / Axle Version:739510, 739550 1.VA / 1st FA Radstand [mm] / Wheelbase [mm]:4200 Radstand [mm] / Wheelbase [mm]:4500 Baumuster / Type:930.142-143	(19) (15) (76) (76) (28)	
2641, L, LL	04.03 -	 Achsausführung / Axle Version:739510, 739550 1.VA / 1st FA Radstand [mm] / Wheelbase [mm]:4500 Baumuster / Type:930.143	(19) (15) (76) (28)	
2641, L, LL	04.03 -	 Achsausführung / Axle Version:739510, 739550 1.VA / 1st FA Radstand von [mm] / Wheelbase from [mm]:4200 Radstand bis [mm] / Wheelbase to [mm]:4800 Baumuster / Type:930.242-244	(19) (15) (78) (77) (28)	



MERCEDES-BENZ





ACTROS 2627 - 2665 6x4 04.96 -

 6	Spurstange / Rod Assembly Führungsstange / Guide Rod einseitig verstellbar / Adjustable on one side Länge [mm] / Length [mm]:1735 Konusmaß [mm] / Cone Size [mm]:32 Rohr-Ø [mm] / Pipe Ø [mm]:52 mit Zubehör / with accessories mit Kronenmutter / with crown nut	(9) (46) (101) (69) (58) (80) (140) (134)	37332 01 30737 01 37235 01	942 330 00 03 
	2646, L, LL 04.03 -	 Achsausführung / Axle Version:739510, 739550 1.VA / 1st FA Radstand [mm] / Wheelbase [mm]:4200 Baumuster / Type:930.142	(19) (15) (76) (28)	
2650, L, 2651,L, LL 04.03 -	 Achsausführung / Axle Version:739510, 739550 1.VA / 1st FA Radstand [mm] / Wheelbase [mm]:4500 Baumuster / Type:930.143	(19) (15) (76) (28)		
2650, L, 2651,L, LL 04.03 -	 Achsausführung / Axle Version:739510, 739550 1.VA / 1st FA Radstand [mm] / Wheelbase [mm]:4500 Radstand [mm] / Wheelbase [mm]:4800 Baumuster / Type:930.243-244	(19) (15) (76) (28)		
2654, L, 2655, L, LL 04.03 -	 Achsausführung / Axle Version:739510, 739550 1.VA / 1st FA Radstand [mm] / Wheelbase [mm]:4500 Baumuster / Type:930.143	(19) (15) (76) (28)		
2658 L 2660 L, LL 04.03 - 05.05 -	 Achslast [t] / Axle Load [t]:7,5 Achsausführung / Axle Version:739.510/550 Achslast [t] / Axle Load [t]:8,0 für / for:SKN-L Baumuster / Type:930.243	(23) (19) (23) (102) (28)		
2632 LS, 11946 ccm 04.03 -	für Fzg. mit zul. Gesamtgewicht [t] / for vehicles with permissible total weight [t]:25 Achsausführung / Axle Version:739510, 739550, 6x2/4 Baumuster / Type:934.223/241	(121) (19) (28)		
2636 LS, 11946 ccm 04.03 -	für Fzg. mit zul. Gesamtgewicht [t] / for vehicles with permissible total weight [t]:25 Achsausführung / Axle Version:739510, 739550, 6x2/4 Baumuster / Type:934.223/233/241	(121) (19) (28)		
2641 S, LS 2644 S, LS 2650 S, LS 2654 S, LS 2646 S, LS 04.03 - 04.03 - 04.03 - 04.03 - 04.03 -	Achsausführung / Axle Version:739510, 739550 Baumuster / Type:934.141/223/233/241	(19) (28)		
2646 S, LS 04.03 -	Achsausführung / Axle Version:739510, 739550 Baumuster / Type:934.141	(19) (28)		
2658 LS 04.03 -	Achsausführung / Axle Version:739510, 739550 Baumuster / Type:934.241	(19) (28)		
2650 K, 2651 K, LK 04.03 -	Achsausführung / Axle Version:739510, 739550 Baumuster / Type:932.141/143	(19) (28)		
2658 K, LK 04.03 -	Achsausführung / Axle Version:739510, 739550 Baumuster / Type:932.141	(19) (28)		
2632 B 2636 B 2641 B 2644 B 2646 B 2648 B 04.03 - 04.03 - 04.03 - 04.03 - 04.03 - 04.03 -	Achsausführung / Axle Version:739510, 739550 Baumuster / Type:933.141	(19) (28)		
2648, L, LL 04.03 -	 Achsausführung / Axle Version:739510, 739550 1.VA / 1st FA Radstand von [mm] / Wheelbase from [mm]:4200 Radstand bis [mm] / Wheelbase to [mm]:4800 für Fzg. mit zul. Gesamtgewicht [t] / for vehicles with permissible total weight [t]:26 Baumuster / Type:930.242-244	(19) (15) (78) (77) (121) (28)		
2648 S, LS 2651 S, LS 2655 S, LS 04.03 - 04.03 - 04.03 -	Achsausführung / Axle Version:739510, 739550 für Fzg. mit zul. Gesamtgewicht [t] / for vehicles with permissible total weight [t]:26 Baumuster / Type:934.241	(19) (121) (28)		



MERCEDES-BENZ

ACTROS 2627 - 2665 6x4 04.96 -

 6	Spurstange / Rod Assembly Führungsstange / Guide Rod einseitig verstellbar / Adjustable on one side Länge [mm] / Length [mm]:1735 Konusmaß [mm] / Cone Size [mm]:32 Rohr-Ø [mm] / Pipe Ø [mm]:52 mit Zubehör / with accessories mit Kronenmutter / with crown nut	(9) (46) (101) (69) (58) (80) (140) (134)	37332 01 942 330 00 03 30737 01 37235 01 
	2648 S, LS 04.03 - 2651 S, LS 04.03 - 2655 S, LS 04.03 -	Achsausführung / Axle Version:739510, 739550 für Fzg. mit zul. Gesamtgewicht [t] / for vehicles with permissible total weight [t]:26 Baumuster / Type:934.141	(19) (121) (28)
2631 LS 2635 LS, 11946 ccm 2640 LS, 11946 ccm 2648 LS, 15928 ccm 2660 S, LS 2665 LS 2646 S, 2646 LS	10.02 - 10.02 - 10.02 - 10.02 - 06.08 - 04.03 - 10.97 -	Achsausführung / Axle Version:739.510/550 für Fzg. mit zul. Gesamtgewicht [t] / for vehicles with permissible total weight [t]:26 Baumuster / Type:934.241	(19) (121) (28)
2648 S, 2648 LS, 355 kW 2650 S, 2650 LS 2646 B	10.97 - 10.97 - 10.97 -	Achsausführung / Axle Version:739.510/550 Baumuster / Type:954.141/241	(19) (28)
2648 K, 2648 LK, 355 kW	10.97 -	Achsausführung / Axle Version:739.510/550 Baumuster / Type:952.141/143/241	(19) (28)
2631 B 2635 B 2640 B 2643 B	04.03 - 04.03 - 04.03 - 04.03 -	Achsausführung / Axle Version:739.510/550 Baumuster / Type:933.141	(19) (28)
2631 K, LK 2635 K, LK 2640 K, LK 2643 K, LK	04.03 - 04.03 - 04.03 - 04.03 -	Achsausführung / Axle Version:739.510/550 Achslast [t] / Axle Load [t]:7,5 Achslast [t] / Axle Load [t]:8,0 für / for:SKN-L Scheibenbremse / Disc Brake Baumuster / Type:932.141/143/241/142	(19) (23) (23) (102) (83) (28)
2648 K, LK, 350 kW 2653 K, LK	04.03 - 04.03 -	Achsausführung / Axle Version:739.510/550 Achslast [t] / Axle Load [t]:7,5 Achslast [t] / Axle Load [t]:8,0 für / for:SKN-L Scheibenbremse / Disc Brake Baumuster / Type:932.141/143/241	(19) (23) (23) (102) (83) (28)
2660 LK	04.03 -	Achsausführung / Axle Version:739.510/550 Baumuster / Type:932.141	(19) (28)
2631 L 2635 L, 11946 ccm 2640 L, 11946 ccm 2643 L, 11946 ccm 2648 L, 15928 ccm 2653 L	04.03 - 04.03 - 04.03 - 04.03 - 04.03 -	 Achsausführung / Axle Version:739.510/550 1.VA / 1st FA Radstand von [mm] / Wheelbase from [mm]:4200 Radstand bis [mm] / Wheelbase to [mm]:4800 für Fzg. mit zul. Gesamtgewicht [t] / for vehicles with permissible total weight [t]:26 Baumuster / Type:930.242-244	(19) (15) (78) (77) (121) (28)
2651 L, 15928 ccm	04.03 -	 Achsausführung / Axle Version:739.510/550 1.VA / 1st FA Baumuster / Type:930.243-244	(19) (15) (28)





























MERCEDES-BENZ

ACTROS 2627 - 2665

6x4








04.96 -

 12	<p>Lenker, Radaufhängung / Track Control Arm</p> <p>Längslenker / Trailing Arm Länge [mm] / Length [mm]:754 Lochabstand 1/Lochabstand 2 / Hole Pitch 1/ Hole Pitch 2:100 Bohrung-Ø 1 / Bohrung-Ø 2 [mm] / Bore Ø 1 / Bore Ø 2 [mm]:17/17 Bohrung-Ø [mm] / Bore Ø [mm]:24,2 Lochanzahl / Number of Holes:3 Rohr-Ø [mm] / Pipe Ø [mm]:40 Molekularlager / Molecular Bearing</p>	<p>(5) (70) (69) (67) (30) (33) (68) (80) (71)</p>	<p>22053 01 941 330 00 11 © 22090 01</p> 																																																																																					
	<table border="1"> <tr> <td>2631, 2631 L</td> <td>04.96 - 10.02</td> <td rowspan="8" style="text-align: center;">  1.VA / 1st FA Radstand [mm] / Wheelbase [mm]:4500 Radstand [mm] / Wheelbase [mm]:4800 Radstand [mm] / Wheelbase [mm]:5400 Baumuster / Type:950.242-244 </td> <td>(15) (76) (76) (76) (28)</td> </tr> <tr> <td>2635, 2635 L</td> <td>04.96 - 10.02</td> </tr> <tr> <td>2640, 2640 L</td> <td>04.96 - 10.02</td> </tr> <tr> <td>2643, 2643 L</td> <td>04.96 - 10.02</td> </tr> <tr> <td>2648, 2648 L</td> <td>04.96 - 10.02</td> </tr> <tr> <td>2653, 2653 L</td> <td>04.96 - 10.02</td> </tr> <tr> <td>2657 L</td> <td>04.97 - 10.02</td> </tr> <tr> <td>2640 S, 2640 LS</td> <td>09.96 - 10.02</td> </tr> <tr> <td>2643 S, 2643 LS</td> <td>04.97 - 10.02</td> <td rowspan="8" style="text-align: center;">  1.VA / 1st FA Radstand [mm] / Wheelbase [mm]:3300 Baumuster / Type:954.241 </td> <td>(15) (76) (28)</td> </tr> <tr> <td>2646 S, 2646 LS</td> <td>10.97 -</td> </tr> <tr> <td>2648 S, 2648 LS, 350 kW</td> <td>09.96 - 10.02</td> </tr> <tr> <td>2648 S, 2648 LS, 355 kW</td> <td>10.97 -</td> </tr> <tr> <td>2650 S, 2650 LS</td> <td>10.97 -</td> </tr> <tr> <td>2653 S, 2653 LS</td> <td>09.96 - 10.02</td> </tr> <tr> <td>2657 S, 2657 LS</td> <td>04.97 - 10.02</td> </tr> <tr> <td>2632, L, LL</td> <td>04.03 -</td> <td rowspan="4" style="text-align: center;">  1.VA / 1st FA Radstand [mm] / Wheelbase [mm]:4200 Radstand [mm] / Wheelbase [mm]:4500 Radstand [mm] / Wheelbase [mm]:4800 Baumuster / Type:930.242-244 </td> <td>(15) (76) (76) (28)</td> </tr> <tr> <td>2636, L, LL</td> <td>04.03 -</td> </tr> <tr> <td>2641, L, LL</td> <td>04.03 -</td> </tr> <tr> <td>2644, L, LL</td> <td>04.03 -</td> </tr> <tr> <td>2650, L, 2651, L, LL</td> <td>04.03 -</td> <td rowspan="2" style="text-align: center;">  1.VA / 1st FA Radstand [mm] / Wheelbase [mm]:4500 Radstand [mm] / Wheelbase [mm]:4800 Baumuster / Type:930.243-244 </td> <td>(15) (76) (28)</td> </tr> <tr> <td>2658 L</td> <td>04.03 -</td> </tr> <tr> <td>2660 L, LL</td> <td>05.05 -</td> <td rowspan="2" style="text-align: center;">  Baumuster / Type:930.243 </td> <td>(28)</td> </tr> <tr> <td>2636 LS, 11946 ccm</td> <td>04.03 -</td> </tr> <tr> <td>2641 S, LS</td> <td>04.03 -</td> <td rowspan="5" style="text-align: center;">  1.VA / 1st FA Radstand [mm] / Wheelbase [mm]:3900 für Fahrzeuge mit starrer Vorlaufachse / for vehicles with rigid leading axle für Fzg. mit zul. Gesamtgewicht [t] / for vehicles with permissible total weight [t]:25 Achsausführung / Axle Version:6x2/2 Baumuster / Type:934.233 </td> <td>(15) (76) (116) (121) (19) (28)</td> </tr> <tr> <td>2644 S, LS</td> <td>04.03 -</td> </tr> <tr> <td>2650 S, LS</td> <td>04.03 -</td> </tr> <tr> <td>2654 S, LS</td> <td>04.03 -</td> </tr> <tr> <td>2631 L</td> <td>04.03 -</td> </tr> <tr> <td>2635 L, 11946 ccm</td> <td>04.03 -</td> <td rowspan="6" style="text-align: center;">  1.VA / 1st FA Radstand [mm] / Wheelbase [mm]:4200 Radstand [mm] / Wheelbase [mm]:4500 Radstand [mm] / Wheelbase [mm]:4800 für Fzg. mit zul. Gesamtgewicht [t] / for vehicles with permissible total weight [t]:26 Baumuster / Type:930.242-244 </td> <td>(15) (76) (76) (76) (121) (28)</td> </tr> <tr> <td>2640 L, 11946 ccm</td> <td>04.03 -</td> </tr> <tr> <td>2643 L, 11946 ccm</td> <td>04.03 -</td> </tr> <tr> <td>2648, L, LL</td> <td>04.03 -</td> </tr> <tr> <td>2648 L, 15928 ccm</td> <td>04.03 -</td> </tr> <tr> <td>2653 L</td> <td>04.03 -</td> </tr> <tr> <td>2651 L, 15928 ccm</td> <td>04.03 -</td> <td rowspan="2" style="text-align: center;">  1.VA / 1st FA Baumuster / Type:930.243-244 </td> <td>(15) (28)</td> </tr> <tr> <td></td> <td></td> </tr> </table>	2631, 2631 L	04.96 - 10.02	 1.VA / 1st FA Radstand [mm] / Wheelbase [mm]:4500 Radstand [mm] / Wheelbase [mm]:4800 Radstand [mm] / Wheelbase [mm]:5400 Baumuster / Type:950.242-244	(15) (76) (76) (76) (28)	2635, 2635 L	04.96 - 10.02	2640, 2640 L	04.96 - 10.02	2643, 2643 L	04.96 - 10.02	2648, 2648 L	04.96 - 10.02	2653, 2653 L	04.96 - 10.02	2657 L	04.97 - 10.02	2640 S, 2640 LS	09.96 - 10.02	2643 S, 2643 LS	04.97 - 10.02	 1.VA / 1st FA Radstand [mm] / Wheelbase [mm]:3300 Baumuster / Type:954.241	(15) (76) (28)	2646 S, 2646 LS	10.97 -	2648 S, 2648 LS, 350 kW	09.96 - 10.02	2648 S, 2648 LS, 355 kW	10.97 -	2650 S, 2650 LS	10.97 -	2653 S, 2653 LS	09.96 - 10.02	2657 S, 2657 LS	04.97 - 10.02	2632, L, LL	04.03 -	 1.VA / 1st FA Radstand [mm] / Wheelbase [mm]:4200 Radstand [mm] / Wheelbase [mm]:4500 Radstand [mm] / Wheelbase [mm]:4800 Baumuster / Type:930.242-244	(15) (76) (76) (28)	2636, L, LL	04.03 -	2641, L, LL	04.03 -	2644, L, LL	04.03 -	2650, L, 2651, L, LL	04.03 -	 1.VA / 1st FA Radstand [mm] / Wheelbase [mm]:4500 Radstand [mm] / Wheelbase [mm]:4800 Baumuster / Type:930.243-244	(15) (76) (28)	2658 L	04.03 -	2660 L, LL	05.05 -	 Baumuster / Type:930.243	(28)	2636 LS, 11946 ccm	04.03 -	2641 S, LS	04.03 -	 1.VA / 1st FA Radstand [mm] / Wheelbase [mm]:3900 für Fahrzeuge mit starrer Vorlaufachse / for vehicles with rigid leading axle für Fzg. mit zul. Gesamtgewicht [t] / for vehicles with permissible total weight [t]:25 Achsausführung / Axle Version:6x2/2 Baumuster / Type:934.233	(15) (76) (116) (121) (19) (28)	2644 S, LS	04.03 -	2650 S, LS	04.03 -	2654 S, LS	04.03 -	2631 L	04.03 -	2635 L, 11946 ccm	04.03 -	 1.VA / 1st FA Radstand [mm] / Wheelbase [mm]:4200 Radstand [mm] / Wheelbase [mm]:4500 Radstand [mm] / Wheelbase [mm]:4800 für Fzg. mit zul. Gesamtgewicht [t] / for vehicles with permissible total weight [t]:26 Baumuster / Type:930.242-244	(15) (76) (76) (76) (121) (28)	2640 L, 11946 ccm	04.03 -	2643 L, 11946 ccm	04.03 -	2648, L, LL	04.03 -	2648 L, 15928 ccm	04.03 -	2653 L	04.03 -	2651 L, 15928 ccm	04.03 -	 1.VA / 1st FA Baumuster / Type:930.243-244	(15) (28)	
2631, 2631 L	04.96 - 10.02	 1.VA / 1st FA Radstand [mm] / Wheelbase [mm]:4500 Radstand [mm] / Wheelbase [mm]:4800 Radstand [mm] / Wheelbase [mm]:5400 Baumuster / Type:950.242-244	(15) (76) (76) (76) (28)																																																																																					
2635, 2635 L	04.96 - 10.02																																																																																							
2640, 2640 L	04.96 - 10.02																																																																																							
2643, 2643 L	04.96 - 10.02																																																																																							
2648, 2648 L	04.96 - 10.02																																																																																							
2653, 2653 L	04.96 - 10.02																																																																																							
2657 L	04.97 - 10.02																																																																																							
2640 S, 2640 LS	09.96 - 10.02																																																																																							
2643 S, 2643 LS	04.97 - 10.02	 1.VA / 1st FA Radstand [mm] / Wheelbase [mm]:3300 Baumuster / Type:954.241	(15) (76) (28)																																																																																					
2646 S, 2646 LS	10.97 -																																																																																							
2648 S, 2648 LS, 350 kW	09.96 - 10.02																																																																																							
2648 S, 2648 LS, 355 kW	10.97 -																																																																																							
2650 S, 2650 LS	10.97 -																																																																																							
2653 S, 2653 LS	09.96 - 10.02																																																																																							
2657 S, 2657 LS	04.97 - 10.02																																																																																							
2632, L, LL	04.03 -		 1.VA / 1st FA Radstand [mm] / Wheelbase [mm]:4200 Radstand [mm] / Wheelbase [mm]:4500 Radstand [mm] / Wheelbase [mm]:4800 Baumuster / Type:930.242-244	(15) (76) (76) (28)																																																																																				
2636, L, LL	04.03 -																																																																																							
2641, L, LL	04.03 -																																																																																							
2644, L, LL	04.03 -																																																																																							
2650, L, 2651, L, LL	04.03 -	 1.VA / 1st FA Radstand [mm] / Wheelbase [mm]:4500 Radstand [mm] / Wheelbase [mm]:4800 Baumuster / Type:930.243-244	(15) (76) (28)																																																																																					
2658 L	04.03 -																																																																																							
2660 L, LL	05.05 -	 Baumuster / Type:930.243	(28)																																																																																					
2636 LS, 11946 ccm	04.03 -																																																																																							
2641 S, LS	04.03 -	 1.VA / 1st FA Radstand [mm] / Wheelbase [mm]:3900 für Fahrzeuge mit starrer Vorlaufachse / for vehicles with rigid leading axle für Fzg. mit zul. Gesamtgewicht [t] / for vehicles with permissible total weight [t]:25 Achsausführung / Axle Version:6x2/2 Baumuster / Type:934.233	(15) (76) (116) (121) (19) (28)																																																																																					
2644 S, LS	04.03 -																																																																																							
2650 S, LS	04.03 -																																																																																							
2654 S, LS	04.03 -																																																																																							
2631 L	04.03 -																																																																																							
2635 L, 11946 ccm	04.03 -	 1.VA / 1st FA Radstand [mm] / Wheelbase [mm]:4200 Radstand [mm] / Wheelbase [mm]:4500 Radstand [mm] / Wheelbase [mm]:4800 für Fzg. mit zul. Gesamtgewicht [t] / for vehicles with permissible total weight [t]:26 Baumuster / Type:930.242-244	(15) (76) (76) (76) (121) (28)																																																																																					
2640 L, 11946 ccm	04.03 -																																																																																							
2643 L, 11946 ccm	04.03 -																																																																																							
2648, L, LL	04.03 -																																																																																							
2648 L, 15928 ccm	04.03 -																																																																																							
2653 L	04.03 -																																																																																							
2651 L, 15928 ccm	04.03 -	 1.VA / 1st FA Baumuster / Type:930.243-244	(15) (28)																																																																																					



MERCEDES-BENZ












ACTROS 2627 - 2665 6x4 04.96 -

 12	<p>Lenker, Radaufhängung / Track Control Arm Längslenker / Trailing Arm Länge [mm] / Length [mm]:600 Durchmesser [mm] / Diameter [mm]:72 Bohrung-Ø [mm] / Bore Ø [mm]:24,2</p>	(5) (70) (69) (41) (33)	<p>37618 01 960 330 03 11</p> 
	2627 L 07.11 - 2630 L 07.11 - 2632 L 07.11 - 2633 L 07.11 - 2635 L, 7698 ccm 07.11 - 2636 L 07.11 - 2640 L, 10677 ccm 07.11 - 2642 L 07.11 - 2643 L, 10677 ccm 07.11 - 2645 L 07.11 - 2648 L, 12809 ccm 07.11 - 2651 L, 12809 ccm 07.11 -		<p> längs / Longitudinal (130) für / for:539238 04 (102) Baumuster / Type:963.024 (28)</p>
	2627 LS 07.11 - 2630 LS 07.11 - 2632 LS, 7698 ccm 07.11 - 2635 LS, 7698 ccm 07.11 - 2636 LS, 10677 ccm 07.11 - 2640 LS, 10677 ccm 07.11 - 2642 LS 07.11 - 2643 LS 07.11 - 2645 LS 07.11 - 2648 LS, 12809 ccm 07.11 - 2651 LS 07.11 -		<p> längs / Longitudinal (130) für / for:539238 04 (102) Baumuster / Type:963.424 (28)</p>
 12	<p>Lenker, Radaufhängung / Track Control Arm Längslenker / Trailing Arm Länge [mm] / Length [mm]:860 Bohrung-Ø 1 / Bohrung-Ø 2 [mm] / Bore Ø 1 / Bore Ø 2 [mm]:17/17 Lochabstand 1/Lochabstand 2 / Hole Pitch 1/ Hole Pitch 2:100/100</p>	(5) (70) (69) (30) (67)	<p>37619 01 960 330 01 07</p> 
	2627 L 07.11 - 2630 L 07.11 - 2632 L 07.11 - 2633 L 07.11 - 2635 L, 7698 ccm 07.11 - 2636 L 07.11 - 2640 L, 10677 ccm 07.11 - 2642 L 07.11 - 2643 L, 10677 ccm 07.11 - 2645 L 07.11 - 2648 L, 12809 ccm 07.11 - 2651 L, 12809 ccm 07.11 -		<p> für / for:539241 02 (102) Baumuster / Type:963.024 (28)</p>



MERCEDES-BENZ

ACTROS 2627 - 2665 6x4 04.96 -

 19	Lenker, Radaufhängung / Track Control Arm Querlenker / Control Arm Länge [mm] / Length [mm]:845 Rohr-Ø [mm] / Pipe Ø [mm]:62 Bohrung-Ø 1 / Bohrung-Ø 2 [mm] / Bore Ø 1 / Bore Ø 2 [mm]:17/17 Lochabstand 1/Lochabstand 2 / Hole Pitch 1/ Hole Pitch 2:100/100 Molekularlager / Molecular Bearing	(5) (75) (69) (80) (30) (67) (71)	22092 01 941 330 00 07 © 22090 01	
	2631, 2631 L 04.96 - 10.02	 1.VA / 1st FA Radstand [mm] / Wheelbase [mm]:4500 Radstand [mm] / Wheelbase [mm]:4800 Radstand [mm] / Wheelbase [mm]:5400 Baumuster / Type:950.242-243/344	(15) (76) (76) (76) (28)	
	2635, 2635 L 2640, 2640 L 2643, 2643 L 2648, 2648 L 2653, 2653 L 2657 L 04.96 - 10.02 04.96 - 10.02 04.96 - 10.02 04.96 - 10.02 04.96 - 10.02 04.97 - 10.02	 1.VA / 1st FA Radstand [mm] / Wheelbase [mm]:4500 Radstand [mm] / Wheelbase [mm]:4800 Radstand [mm] / Wheelbase [mm]:5400 Baumuster / Type:950.242-244	(15) (76) (76) (76) (28)	
	2640 S, 2640 LS 2643 S, 2643 LS 2646 S, 2646 LS 2648 S, 2648 LS, 350 kW 2648 S, 2648 LS, 355 kW 2650 S, 2650 LS 2653 S, 2653 LS 2657 S, 2657 LS 09.96 - 10.02 04.97 - 10.02 10.97 - 09.96 - 10.02 10.97 - 10.97 - 09.96 - 10.02 04.97 - 10.02	 1.VA / 1st FA Radstand [mm] / Wheelbase [mm]:3300 Baumuster / Type:954.241	(15) (76) (28)	
	2632, L, LL 2636, L, LL 2641, L, LL 2644, L, LL 2650, L, 2651,L, LL 04.03 - 04.03 - 04.03 - 04.03 - 04.03 -	 1.VA / 1st FA Radstand [mm] / Wheelbase [mm]:4200 Radstand [mm] / Wheelbase [mm]:4500 Radstand [mm] / Wheelbase [mm]:4800 Baumuster / Type:930.242-244	(15) (76) (76) (76) (28)	
	2658 L 2660 L, LL 04.03 - 05.05 -	 Baumuster / Type:930.243	(28)	
	2636 LS, 11946 ccm 2641 S, LS 2644 S, LS 2650 S, LS 2654 S, LS 04.03 - 04.03 - 04.03 - 04.03 - 04.03 -	 1.VA / 1st FA Radstand [mm] / Wheelbase [mm]:3900 für Fahrzeuge mit starrer Vorlaufachse / for vehicles with rigid leading axle für Fzg. mit zul. Gesamtgewicht [t] / for vehicles with permissible total weight [t]:25 Achsausführung / Axle Version:6x2/2 Baumuster / Type:934.233	(15) (76) (116) (121) (19) (28)	
	2631 L 2635 L, 11946 ccm 2640 L, 11946 ccm 2643 L, 11946 ccm 2648, L, LL 2648 L, 15928 ccm 2653 L 04.03 - 04.03 - 04.03 - 04.03 - 04.03 - 04.03 - 04.03 -	 1.VA / 1st FA Radstand [mm] / Wheelbase [mm]:4200 Radstand [mm] / Wheelbase [mm]:4500 Radstand [mm] / Wheelbase [mm]:4800 für Fzg. mit zul. Gesamtgewicht [t] / for vehicles with permissible total weight [t]:26 Baumuster / Type:930.242-244	(15) (76) (76) (76) (121) (28)	
	2651 L, 15928 ccm 04.03 -	 1.VA / 1st FA Baumuster / Type:930.243-244	(15) (28)	
	 5	Spurstangenkopf / Tie Rod End am Lenkzylinder / at steering cylinder Länge [mm] / Length [mm]:95 Konusmaß [mm] / Cone Size [mm]:30 Gewindemaß / Thread Size:M26x1,5 mit Rechtsgewinde / with right-hand thread Innengewinde / Inner Thread	(10) (95) (69) (58) (49) (137) (54)	19537 01 002 460 09 48
2650 S, LS 2654 S, LS 04.03 - 04.03 -	Schleppachse / Tag Axle Baumuster / Type:934.223	(84) (28)		

Pos






Ref.



MERCEDES-BENZ











ACTROS 2627 - 2665 6x4 04.96 -

 10	<p>Lenker, Radaufhängung / Track Control Arm</p> <p>Längslenker / Trailing Arm nicht verstellbar / not adjustable Länge [mm] / Length [mm]:755 Lochabstand 1/Lochabstand 2 / Hole Pitch 1/ Hole Pitch 2:100/100 Bohrung-Ø 1 / Bohrung-Ø 2 [mm] / Bore Ø 1 / Bore Ø 2 [mm]:17/17 Rohr-Ø [mm] / Pipe Ø [mm]:58 Molekularlager / Molecular Bearing</p>	<p>(5) (70) (146) (69) (67) (30) (80) (71)</p>	<p>22054 01 945 330 00 11 © 22090 01</p> 
	<p>2632 LS, 11946 ccm 04.03 - 2636 LS, 11946 ccm 04.03 - 2641 S, LS 04.03 - 2644 S, LS 04.03 - 2650 S, LS 04.03 - 2654 S, LS 04.03 -</p>	<p> Vorlaufachse / Leading Axle (88) Radstand [mm] / Wheelbase [mm]:3900 (76) für Fzg. mit zul. Gesamtgewicht [t] / for vehicles with permissible total weight [t]:25 (121) Achsausführung / Axle Version:6x2/4 (19) Baumuster / Type:934.223 (28)</p>	



MERCEDES-BENZ









ACTROS 2627 - 2665 6x4 04.96 -

 10	Lenker, Radaufhängung / Track Control Arm Längslenker / Trailing Arm nicht verstellbar / not adjustable Länge [mm] / Length [mm]:565 Rohr-Ø [mm] / Pipe Ø [mm]:52 Bohrung-Ø 1 / Bohrung-Ø 2 [mm] / Bore Ø 1 / Bore Ø 2 [mm]:21/21 Lochabstand 1/Lochabstand 2 / Hole Pitch 1/ Hole Pitch 2:152/152 Molekularlager / Molecular Bearing	(5) (70) (146) (69) (80) (30) (67) (71)	29461 01 © 25158 01 	948 350 24 05
	2631, 2631 L 04.96 - 10.02 2635, 2635 L 04.96 - 10.02 2640, 2640 L 04.96 - 10.02 2643, 2643 L 04.96 - 10.02 2648, 2648 L 04.96 - 10.02 2653, 2653 L 04.96 - 10.02	 Doppelachsaggregat / Tandem-axle Assembly (36) 1.HA / 1st RA (14) 2.HA / 2nd RA (16) Radstand [mm] / Wheelbase [mm]:4200 (76) Radstand [mm] / Wheelbase [mm]:4500 (76) Radstand [mm] / Wheelbase [mm]:5100 (76) Baumuster / Type:950.142-143/145 (28)		
2631 K 04.97 - 10.02 2635 K, 2635 LK 04.97 - 10.02 2640 K, 2640 LK 04.97 - 10.02 2643 K, 2643 LK 04.97 - 10.02 2648 K, 2648 LK, 350 kW 04.97 - 10.02 2653 K, 2653 LK 04.97 - 10.02 2657 K, 2657 LK 04.97 - 10.02	 Doppelachsaggregat / Tandem-axle Assembly (36) 1.HA / 1st RA (14) 2.HA / 2nd RA (16) Radstand [mm] / Wheelbase [mm]:3300 (76) Radstand [mm] / Wheelbase [mm]:3600 (76) Radstand [mm] / Wheelbase [mm]:3900 (76) Baumuster / Type:952.141-143 (28)			
2631 B 04.97 - 10.02 2635 B 04.97 - 10.02 2640 B 04.97 - 10.02 2643 B 04.97 - 10.02 2646 B 10.97 -	 Doppelachsaggregat / Tandem-axle Assembly (36) 1.HA / 1st RA (14) 2.HA / 2nd RA (16) Radstand [mm] / Wheelbase [mm]:3300 (76) Baumuster / Type:953.141 (28)			
2640 S, 2640 LS 09.96 - 10.02 2643 S, 2643 LS 04.97 - 10.02 2648 S, 2648 LS, 350 kW 09.96 - 10.02 2653 S, 2653 LS 09.96 - 10.02	 Doppelachsaggregat / Tandem-axle Assembly (36) 1.HA / 1st RA (14) 2.HA / 2nd RA (16) Radstand [mm] / Wheelbase [mm]:3300 (76) Baumuster / Type:954.141 (28)			
2632, L, LL 04.03 - 2636, L, LL 04.03 - 2641, L, LL 04.03 - 2644, L, LL 04.03 - 2646, L, LL 04.03 - 2650, L, 2651, L, LL 04.03 - 2654, L, 2655, L, LL 04.03 -	 Doppelachsaggregat / Tandem-axle Assembly (36) 1.HA / 1st RA (14) 2.HA / 2nd RA (16) Radstand [mm] / Wheelbase [mm]:4200 (76) Radstand [mm] / Wheelbase [mm]:4500 (76) Radstand [mm] / Wheelbase [mm]:5100 (76) Baumuster / Type:930.142-143/145 (28)			
2641 S, LS 04.03 - 2644 S, LS 04.03 - 2646 S, LS 04.03 - 2650 S, LS 04.03 - 2654 S, LS 04.03 -	 Doppelachsaggregat / Tandem-axle Assembly (36) 1.HA / 1st RA (14) 2.HA / 2nd RA (16) Radstand [mm] / Wheelbase [mm]:3300 (76) Baumuster / Type:934.141 (28)			
2632 K, LK 04.03 - 2636 K, LK 04.03 - 2641 K, LK 04.03 - 2644 K, LK 04.03 - 2646 K, LK 04.03 - 2648 K, LK, 350-355 kW 04.03 - 2650 K, 2651 K, LK 04.03 - 2654 K, LK, 2655 K, LK 04.03 - 2658 K, LK 04.03 -	 Doppelachsaggregat / Tandem-axle Assembly (36) 1.HA / 1st RA (14) 2.HA / 2nd RA (16) Radstand [mm] / Wheelbase [mm]:3300 (76) Radstand [mm] / Wheelbase [mm]:3600 (76) Radstand [mm] / Wheelbase [mm]:3900 (76) Baumuster / Type:932.141-143 (28)			
2631 B 04.03 - 2632 B 04.03 - 2635 B 04.03 - 2636 B 04.03 - 2640 B 04.03 - 2641 B 04.03 - 2643 B 04.03 - 2644 B 04.03 - 2646 B 04.03 - 2648 B 04.03 -	 Doppelachsaggregat / Tandem-axle Assembly (36) 1.HA / 1st RA (14) 2.HA / 2nd RA (16) Radstand [mm] / Wheelbase [mm]:3300 (76) Baumuster / Type:933.141 (28)			



MERCEDES-BENZ

ACTROS 2627 - 2665 6x4 04.96 -

 10	Lenker, Radaufhängung / Track Control Arm		(5)	29461 01 948 350 24 05 © 25158 01	
	Längslenker / Trailing Arm		(70)		
	nicht verstellbar / not adjustable		(146)		
	Länge [mm] / Length [mm]:565		(69)		
	Rohr-Ø [mm] / Pipe Ø [mm]:52		(80)		
	Bohrung-Ø 1 / Bohrung-Ø 2 [mm] / Bore Ø 1 / Bore Ø 2 [mm]:21/21		(30)		
	Lochabstand 1/Lochabstand 2 / Hole Pitch 1/ Hole Pitch 2:152/152		(67)		
	Molekularlager / Molecular Bearing		(71)		
2648 S, LS	04.03 -	 Doppelachsaggregat / Tandem-axle Assembly	(36)		
2651 S, LS	04.03 -		(14)		
2655 S, LS	04.03 -		(16)		
		Radstand [mm] / Wheelbase [mm]:3300	(76)		
		für Fzg. mit zul. Gesamtgewicht [t] / for vehicles with permissible total weight [t]:26	(121)		
		Baumuster / Type:934.141	(28)		
2648 S, 2648 LS, 355 kW	10.97 -	 Doppelachsaggregat / Tandem-axle Assembly	(36)		
2650 S, 2650 LS	10.97 -		(14)		
			Baumuster / Type:954.141	(28)	
2648 K, 2648 LK, 355 kW	10.97 -	 Doppelachsaggregat / Tandem-axle Assembly	(36)		
			(14)		
			Baumuster / Type:952.141-143	(28)	
2631 K, LK	04.03 -	 Doppelachsaggregat / Tandem-axle Assembly	(36)		
2635 K, LK	04.03 -		(14)		
2640 K, LK	04.03 -		(16)		
2643 K, LK	04.03 -		(28)		
2648 K, LK, 350 kW	04.03 -	 Doppelachsaggregat / Tandem-axle Assembly	(36)		
2653 K, LK	04.03 -		(14)		
		Baumuster / Type:932.141/143	(28)		
2660 LK	04.03 -	 Doppelachsaggregat / Tandem-axle Assembly	(36)		
			(14)		
			Baumuster / Type:932.141	(28)	













MERCEDES-BENZ

ACTROS 2627 - 2665

6x4










04.96 -

 8	Lenker, Radaufhängung / Track Control Arm Dreieckslenker (Nfz) / Wishbone (CV) Länge [mm] / Length [mm]:622 Rohr-Ø [mm] / Pipe Ø [mm]:46 Bohrung-Ø 1 / Bohrung-Ø 2 [mm] / Bore Ø 1 / Bore Ø 2 [mm]:25/25/25 Lochabstand 1/Lochabstand 2 / Hole Pitch 1/ Hole Pitch 2:152/130/130 Molekularlager / Molecular Bearing	(5) (38) (69) (80) (30) (67) (71)	21168 01 © 30587 01 © 30589 01	942 350 15 05 
	2631, 2631 L	04.96 - 10.02	 1.HA / 1st RA (14) ->Chass. K 864073 Radstand [mm] / Wheelbase [mm]:4200 (76) Radstand [mm] / Wheelbase [mm]:4500 (76) Radstand [mm] / Wheelbase [mm]:4800 (76) Baumuster / Type:950.242-244 (28)	
	2631, 2631 L	04.96 - 10.02	 1.HA / 1st RA (14) ->Chass. K 864073 Radstand [mm] / Wheelbase [mm]:4500 (76) Radstand [mm] / Wheelbase [mm]:4800 (76) Radstand [mm] / Wheelbase [mm]:5100 (76) Radstand [mm] / Wheelbase [mm]:6000 (76) für Fzg. mit zul. Gesamtgewicht [t] / for vehicles with permissible total weight [t]:25 (121) Achsausführung / Axle Version:6x2 (19) Baumuster / Type:950.203-205/208 (28)	
	2631, 2631 L	04.96 - 10.02	 1.HA / 1st RA (14) ->Chass. K 864073 Radstand [mm] / Wheelbase [mm]:4500 (76) Radstand [mm] / Wheelbase [mm]:4800 (76) Radstand [mm] / Wheelbase [mm]:5400 (76) Baumuster / Type:950.242-244 (28)	
	2635, 2635 L 2640, 2640 L 2643, 2643 L 2648, 2648 L	04.96 - 10.02 04.96 - 10.02 04.96 - 10.02 04.96 - 10.02	 1.HA / 1st RA (14) ->Chass. K 864073 Radstand [mm] / Wheelbase [mm]:4500 (76) Radstand [mm] / Wheelbase [mm]:4800 (76) Radstand [mm] / Wheelbase [mm]:5100 (76) Radstand [mm] / Wheelbase [mm]:6000 (76) für Fzg. mit zul. Gesamtgewicht [t] / for vehicles with permissible total weight [t]:25 (121) Achsausführung / Axle Version:6x2 (19) Baumuster / Type:950.203-205/208 (28)	
	2635, 2635 L 2640, 2640 L 2643, 2643 L 2648, 2648 L	04.96 - 10.02 04.96 - 10.02 04.96 - 10.02 04.96 - 10.02	 1.HA / 1st RA (14) ->Chass. K 864073 Radstand [mm] / Wheelbase [mm]:4200 (76) Radstand [mm] / Wheelbase [mm]:4500 (76) Radstand [mm] / Wheelbase [mm]:4800 (76) Baumuster / Type:950.242-244 (28)	
	2640 S, 2640 LS 2643 S, 2643 LS 2648 S, 2648 LS, 350 kW 2648 S, 2648 LS, 355 kW 2650 S, 2650 LS 2653 S, 2653 LS	09.96 - 10.02 04.97 - 10.02 09.96 - 10.02 10.97 - 10.97 - 09.96 - 10.02	 1.HA / 1st RA (14) ->Chass. K 864073 Radstand [mm] / Wheelbase [mm]:3300 (76) Baumuster / Type:954.241 (28)	
	2640 K, 2640 LK 2643 K, 2643 LK 2648 K, 2648 LK, 350 kW 2653 K, 2653 LK 2657 K, 2657 LK	04.97 - 10.02 04.97 - 10.02 04.97 - 10.02 04.97 - 10.02 04.97 - 10.02	 1.HA / 1st RA (14) ->Chass. K 864073 Radstand [mm] / Wheelbase [mm]:3300 (76) Radstand [mm] / Wheelbase [mm]:3900 (76) Baumuster / Type:952.241/243 (28)	
	2653, 2653 L 2657 L	04.96 - 10.02 04.97 - 10.02	 1.HA / 1st RA (14) ->Chass. K 864073 Radstand [mm] / Wheelbase [mm]:4200 (76) Radstand [mm] / Wheelbase [mm]:4500 (76) Radstand [mm] / Wheelbase [mm]:4800 (76) Baumuster / Type:950.242-244 (28)	



MERCEDES-BENZ









ACTROS 2627 - 2665 6x4 04.96 -

 8	Lenker, Radaufhängung / Track Control Arm Dreieckslenker (Nfz) / Wishbone (CV) Länge [mm] / Length [mm]:622 Rohr-Ø [mm] / Pipe Ø [mm]:46 Bohrung-Ø 1 / Bohrung-Ø 2 [mm] / Bore Ø 1 / Bore Ø 2 [mm]:25/25/25 Lochabstand 1/Lochabstand 2 / Hole Pitch 1/ Hole Pitch 2:152/130/130 Molekularlager / Molecular Bearing	(5) (38) (69) (80) (30) (67) (71)	21168 01 942 350 15 05 © 30587 01 © 30589 01	
	2646 S, 2646 LS 10.97 - 2657 S, 2657 LS 04.97 - 10.02	 Antriebsachse / Drive Axle Radstand [mm] / Wheelbase [mm]:3300 Baumuster / Type:954.241	(25) (76) (28)	
2658 L 04.03 - 2660 L, LL 05.05 -	 Doppelachsaggregat / Tandem-axle Assembly Antriebsachse / Drive Axle Baumuster / Type:930.243	(36) (25) (28)		
2648 K, 2648 LK, 355 kW 10.97 -	 1.HA / 1st RA ->Chass. K 864073 Baumuster / Type:952.241	(14) (28)		
2631 K, LK 04.03 - 2635 K, LK 04.03 - 2640 K, LK 04.03 - 2643 K, LK 04.03 - 2648 K, LK, 350 kW 04.03 - 2653 K, LK 04.03 -	 Doppelachsaggregat / Tandem-axle Assembly 1.HA / 1st RA 2.HA / 2nd RA Baumuster / Type:932.241	(36) (14) (16) (28)		
2627 LS 07.11 - 2630 LS 07.11 - 2632 LS, 7698 ccm 07.11 - 2633 LS 07.11 - 2635 LS, 7698 ccm 07.11 - 2636 LS, 10677 ccm 07.11 - 2640 LS, 10677 ccm 07.11 - 2642 LS 07.11 - 2643 LS 07.11 - 2645 LS 07.11 - 2648 LS, 12809 ccm 07.11 - 2651 LS 07.11 -	 für / for:539148 07 Baumuster / Type:963.424	(102) (28)		
 8	Lenker, Radaufhängung / Track Control Arm Dreieckslenker (Nfz) / Wishbone (CV) Länge [mm] / Length [mm]:565 Bohrung-Ø 1 / Bohrung-Ø 2 [mm] / Bore Ø 1 / Bore Ø 2 [mm]:25/25/25 Lochabstand 1/Lochabstand 2 / Hole Pitch 1/ Hole Pitch 2:130/130/152 Molekularlager / Molecular Bearing	(5) (38) (69) (30) (67) (71)	23066 01 947 350 05 05 © 34704 01	
	2635, 2635 L 04.96 - 10.02 2653, 2653 L 04.96 - 10.02 2657 L 04.97 - 10.02	1.HA / 1st RA 2.HA / 2nd RA Radstand [mm] / Wheelbase [mm]:4500 Radstand [mm] / Wheelbase [mm]:4800 Radstand [mm] / Wheelbase [mm]:5400 Baumuster / Type:950.242-244	(14) (16) (76) (76) (28)	
2640 K, 2640 LK 04.97 - 10.02 2643 K, 2643 LK 04.97 - 10.02 2648 K, 2648 LK, 350 kW 04.97 - 10.02 2653 K, 2653 LK 04.97 - 10.02 2657 K, 2657 LK 04.97 - 10.02	1.HA / 1st RA 2.HA / 2nd RA Radstand [mm] / Wheelbase [mm]:3300 Radstand [mm] / Wheelbase [mm]:3900 Baumuster / Type:952.241/243	(14) (16) (76) (76) (28)		
2632 K, LK 04.03 - 2636 K, LK 04.03 - 2641 K, LK 04.03 - 2644 K, LK 04.03 - 2646 K, LK 04.03 - 2648 K, LK, 350-355 kW 04.03 - 2654 K, LK, 2655 K, LK 04.03 -	1.HA / 1st RA 2.HA / 2nd RA Radstand [mm] / Wheelbase [mm]:3300 Baumuster / Type:932.241	(14) (16) (76) (28)		
2648 K, 2648 LK, 355 kW 10.97 -	1.HA / 1st RA 2.HA / 2nd RA Baumuster / Type:952.241	(14) (16) (28)		
2631 K, LK 04.03 - 2635 K, LK 04.03 - 2640 K, LK 04.03 - 2643 K, LK 04.03 - 2648 K, LK, 350 kW 04.03 - 2653 K, LK 04.03 -	Doppelachsaggregat / Tandem-axle Assembly 1.HA / 1st RA Kipper / Dumptruck Achsausführung / Axle Version:6x4 Baumuster / Type:932.241	(36) (14) (56) (19) (28)		



MERCEDES-BENZ










ACTROS 2627 - 2665 6x4 04.96 -

 8	Lenker, Radaufhängung / Track Control Arm Dreieckslenker (Nfz) / Wishbone (CV) Länge [mm] / Length [mm]:622 Lochabstand 1/Lochabstand 2 / Hole Pitch 1/ Hole Pitch 2:152/130/130 Bohrung-Ø 1 / Bohrung-Ø 2 [mm] / Bore Ø 1 / Bore Ø 2 [mm]:25/25/25 Rohr-Ø [mm] / Pipe Ø [mm]:46 Molekularlager / Molecular Bearing	(5) (38) (69) (67) (30) (80) (71)	23069 02 © 30590 01 © 30589 01	948 350 30 05 
	2631, 2631 L 2635, 2635 L 2640, 2640 L 2643, 2643 L 2648, 2648 L 2653, 2653 L	04.96 - 10.02 04.96 - 10.02 04.96 - 10.02 04.96 - 10.02 04.96 - 10.02 04.96 - 10.02	 Doppelachsaggregat / Tandem-axle Assembly (36) Achsausführung / Axle Version:2x10t, 2x13t (19) 1.HA / 1st RA (14) 2.HA / 2nd RA (16) Scheibenbremse / Disc Brake (83) Radstand [mm] / Wheelbase [mm]:4200 (76) Radstand [mm] / Wheelbase [mm]:4500 (76) Radstand [mm] / Wheelbase [mm]:5100 (76) Baumuster / Type:950.142-143/145 (28)	
	2631 K 2635 K, 2635 LK 2640 K, 2640 LK 2643 K, 2643 LK 2648 K, 2648 LK, 350 kW 2653 K, 2653 LK 2657 K, 2657 LK	04.97 - 10.02 04.97 - 10.02 04.97 - 10.02 04.97 - 10.02 04.97 - 10.02 04.97 - 10.02	 Doppelachsaggregat / Tandem-axle Assembly (36) Achsausführung / Axle Version:2x10t, 2x13t (19) 1.HA / 1st RA (14) 2.HA / 2nd RA (16) Scheibenbremse / Disc Brake (83) Radstand [mm] / Wheelbase [mm]:3300 (76) Radstand [mm] / Wheelbase [mm]:3600 (76) Radstand [mm] / Wheelbase [mm]:3900 (76) Baumuster / Type:952.141-143 (28)	
	2631 B 2635 B 2640 B 2643 B	04.97 - 10.02 04.97 - 10.02 04.97 - 10.02 04.97 - 10.02	 Doppelachsaggregat / Tandem-axle Assembly (36) Achsausführung / Axle Version:2x10t, 2x13t (19) 1.HA / 1st RA (14) 2.HA / 2nd RA (16) Scheibenbremse / Disc Brake (83) Radstand [mm] / Wheelbase [mm]:3300 (76) Radstand [mm] / Wheelbase [mm]:3600 (76) Radstand [mm] / Wheelbase [mm]:3900 (76) Radstand [mm] / Wheelbase [mm]:4500 (76) Baumuster / Type:953.141-143/145 (28)	
	2640 S, 2640 LS 2643 S, 2643 LS 2648 S, 2648 LS, 350 kW 2653 S, 2653 LS	09.96 - 10.02 04.97 - 10.02 09.96 - 10.02 09.96 - 10.02	 Doppelachsaggregat / Tandem-axle Assembly (36) Achsausführung / Axle Version:2x10t, 2x13t (19) 1.HA / 1st RA (14) 2.HA / 2nd RA (16) Scheibenbremse / Disc Brake (83) Radstand [mm] / Wheelbase [mm]:3300 (76) Radstand [mm] / Wheelbase [mm]:3600 (76) Radstand [mm] / Wheelbase [mm]:3900 (76) Baumuster / Type:954.141-143/145 (28)	
	2632, L, LL	04.03 -	 Doppelachsaggregat / Tandem-axle Assembly (36) Achsausführung / Axle Version:2x10t, 2x13t (19) 1.HA / 1st RA (14) 2.HA / 2nd RA (16) Scheibenbremse / Disc Brake (83) Radstand [mm] / Wheelbase [mm]:4200 (76) Radstand [mm] / Wheelbase [mm]:4500 (76) Radstand [mm] / Wheelbase [mm]:5100 (76) Baumuster / Type:930.142-143/145 (28)	
	2636, L, LL 2644, L, LL 2646, L, LL	04.03 - 04.03 - 04.03 -	 Doppelachsaggregat / Tandem-axle Assembly (36) Achsausführung / Axle Version:2x10t, 2x13t (19) 1.HA / 1st RA (14) 2.HA / 2nd RA (16) Scheibenbremse / Disc Brake (83) Radstand [mm] / Wheelbase [mm]:4200 (76) Radstand [mm] / Wheelbase [mm]:4500 (76) Baumuster / Type:930.142-143 (28)	



MERCEDES-BENZ








ACTROS 2627 - 2665 6x4 04.96 -

 8	<p>Lenker, Radaufhängung / Track Control Arm Dreieckslenker (Nfz) / Wishbone (CV) Länge [mm] / Length [mm]:622 Lochabstand 1/Lochabstand 2 / Hole Pitch 1/ Hole Pitch 2:152/130/130 Bohrung-Ø 1 / Bohrung-Ø 2 [mm] / Bore Ø 1 / Bore Ø 2 [mm]:25/25/25 Rohr-Ø [mm] / Pipe Ø [mm]:46 Molekularlager / Molecular Bearing</p>	(5) (38) (69) (67) (30) (80) (71)	<p>23069 02 948 350 30 05 © 30590 01 © 30589 01</p> 
2641, L, LL 04.03 - 2650, L, 2651,L, LL 04.03 - 2654, L, 2655, L, LL 04.03 -		 Doppelachsaggregat / Tandem-axle Assembly (36) Achsausführung / Axle Version:2x10t, 2x13t (19) 1.HA / 1st RA (14) 2.HA / 2nd RA (16) Scheibenbremse / Disc Brake (83) Radstand [mm] / Wheelbase [mm]:4500 (76) Baumuster / Type:930.143 (28)	
2641 S, LS 04.03 - 2644 S, LS 04.03 - 2646 S, LS 04.03 - 2650 S, LS 04.03 - 2654 S, LS 04.03 -		 Doppelachsaggregat / Tandem-axle Assembly (36) Achsausführung / Axle Version:2x10t, 2x13t (19) 1.HA / 1st RA (14) 2.HA / 2nd RA (16) Scheibenbremse / Disc Brake (83) Radstand [mm] / Wheelbase [mm]:3300 (76) Baumuster / Type:934.141 (28)	
2632 K, LK 04.03 - 2636 K, LK 04.03 - 2641 K, LK 04.03 - 2644 K, LK 04.03 - 2646 K, LK 04.03 - 2648 K, LK, 350-355 kW 04.03 - 2650 K, 2651 K, LK 04.03 - 2654 K, LK, 2655 K, LK 04.03 - 2658 K, LK 04.03 -		 Doppelachsaggregat / Tandem-axle Assembly (36) Achsausführung / Axle Version:2x10t, 2x13t (19) 1.HA / 1st RA (14) 2.HA / 2nd RA (16) Scheibenbremse / Disc Brake (83) Radstand [mm] / Wheelbase [mm]:3300 (76) Radstand [mm] / Wheelbase [mm]:3600 (76) Radstand [mm] / Wheelbase [mm]:3900 (76) Radstand [mm] / Wheelbase [mm]:4500 (76) Baumuster / Type:932.141-143/145 (28)	
2632 B 04.03 - 2636 B 04.03 - 2641 B 04.03 - 2644 B 04.03 - 2646 B 04.03 - 2648 B 04.03 -		 Doppelachsaggregat / Tandem-axle Assembly (36) Achsausführung / Axle Version:2x10t, 2x13t (19) 1.HA / 1st RA (14) 2.HA / 2nd RA (16) Scheibenbremse / Disc Brake (83) Radstand [mm] / Wheelbase [mm]:3300 (76) Radstand [mm] / Wheelbase [mm]:3600 (76) Radstand [mm] / Wheelbase [mm]:3900 (76) Radstand [mm] / Wheelbase [mm]:4500 (76) Baumuster / Type:933.141-143/145 (28)	
2648 S, LS 04.03 - 2651 S, LS 04.03 - 2655 S, LS 04.03 -		 Doppelachsaggregat / Tandem-axle Assembly (36) Achsausführung / Axle Version:2x10t, 2x13t (19) 1.HA / 1st RA (14) 2.HA / 2nd RA (16) Scheibenbremse / Disc Brake (83) Radstand [mm] / Wheelbase [mm]:3300 (76) für Fzg. mit zul. Gesamtgewicht [t] / for vehicles with permissible total weight [t]:26 (121) Baumuster / Type:934.141 (28)	
2648 S, 2648 LS, 355 kW 10.97 - 2650 S, 2650 LS 10.97 -		 Doppelachsaggregat / Tandem-axle Assembly (36) Achsausführung / Axle Version:2x10t, 2x13t (19) 1.HA / 1st RA (14) 2.HA / 2nd RA (16) Scheibenbremse / Disc Brake (83) Baumuster / Type:954.141 (28)	
2646 B 10.97 -		 Doppelachsaggregat / Tandem-axle Assembly (36) Achsausführung / Axle Version:2x10t, 2x13t (19) 1.HA / 1st RA (14) 2.HA / 2nd RA (16) Scheibenbremse / Disc Brake (83) Radstand [mm] / Wheelbase [mm]:3300 (76) Radstand [mm] / Wheelbase [mm]:3600 (76) Radstand [mm] / Wheelbase [mm]:3900 (76) Radstand [mm] / Wheelbase [mm]:4500 (76) Baumuster / Type:953.141 (28)	



MERCEDES-BENZ




ACTROS 2627 - 2665 6x4 04.96 -

 8	Lenker, Radaufhängung / Track Control Arm Dreieckslenker (Nfz) / Wishbone (CV) Länge [mm] / Length [mm]:622 Lochabstand 1/Lochabstand 2 / Hole Pitch 1/ Hole Pitch 2:152/130/130 Bohrung-Ø 1 / Bohrung-Ø 2 [mm] / Bore Ø 1 / Bore Ø 2 [mm]:25/25/25 Rohr-Ø [mm] / Pipe Ø [mm]:46 Molekularlager / Molecular Bearing 2648 K, 2648 LK, 355 kW	(5) (38) (69) (67) (30) (80) (71)	23069 02 948 350 30 05 © 30590 01 © 30589 01	
	10.97 -	 Doppelachsaggregat / Tandem-axle Assembly Achsausführung / Axle Version:2x10t, 2x13t 1.HA / 1st RA 2.HA / 2nd RA Scheibenbremse / Disc Brake Baumuster / Type:952.141-143	(36) (19) (14) (16) (83) (28)	
	2631 B 04.03 - 2635 B 04.03 - 2640 B 04.03 - 2643 B 04.03 -	 Doppelachsaggregat / Tandem-axle Assembly Achsausführung / Axle Version:2x10t, 2x13t 1.HA / 1st RA 2.HA / 2nd RA Scheibenbremse / Disc Brake Baumuster / Type:933.141	(36) (19) (14) (16) (83) (28)	
	2631 K, LK 04.03 - 2635 K, LK 04.03 - 2640 K, LK 04.03 - 2643 K, LK 04.03 -	 Doppelachsaggregat / Tandem-axle Assembly Achsausführung / Axle Version:2x10t 1.HA / 1st RA 2.HA / 2nd RA Scheibenbremse / Disc Brake Baumuster / Type:932.141-143	(36) (19) (14) (16) (83) (28)	
	2648 K, LK, 350 kW 04.03 - 2653 K, LK 04.03 -	 Doppelachsaggregat / Tandem-axle Assembly Achsausführung / Axle Version:2x10t, 2x13t 1.HA / 1st RA 2.HA / 2nd RA Scheibenbremse / Disc Brake Baumuster / Type:932.141/143	(36) (19) (14) (16) (83) (28)	
	2660 LK 04.03 -	 Doppelachsaggregat / Tandem-axle Assembly Achsausführung / Axle Version:2x10t, 2x13t 1.HA / 1st RA 2.HA / 2nd RA Scheibenbremse / Disc Brake Baumuster / Type:932.141	(36) (19) (14) (16) (83) (28)	



MERCEDES-BENZ

ACTROS 2627 - 2665 6x4 04.96 -

 8	Lenker, Radaufhängung / Track Control Arm		(5)	31887 01 942 350 12 05 © 30588 01	
	Dreieckslenker (Nfz) / Wishbone (CV) Länge [mm] / Length [mm]:622 Rohr-Ø [mm] / Pipe Ø [mm]:46 Bohrung-Ø 1 / Bohrung-Ø 2 [mm] / Bore Ø 1 / Bore Ø 2 [mm]:25/23/23 Lochabstand 1/Lochabstand 2 / Hole Pitch 1/ Hole Pitch 2:152/130/130 Molekularlager / Molecular Bearing		(38) (69) (80) (30) (67) (71)		
2627 L 2630 L 2632 L 2633 L 2635 L, 7698 ccm 2636 L 2640 L, 10677 ccm 2642 L 2643 L, 10677 ccm 2645 L 2648 L, 12809 ccm 2651 L, 12809 ccm		07.11 - 07.11 - 07.11 - 07.11 - 07.11 - 07.11 - 07.11 - 07.11 - 07.11 - 07.11 - 07.11 -	für / for:539148 01 Baumuster / Type:963.024		(102) (28)
2627 LS 2630 LS 2632 LS, 7698 ccm 2633 LS 2635 LS, 7698 ccm 2636 LS, 10677 ccm 2640 LS, 10677 ccm 2642 LS 2643 LS 2645 LS 2648 LS, 12809 ccm 2651 LS		07.11 - 07.11 - 07.11 - 07.11 - 07.11 - 07.11 - 07.11 - 07.11 - 07.11 - 07.11 - 07.11 -	 für / for:539148 01 Baumuster / Type:963.424		(102) (28)












MERCEDES-BENZ

ACTROS 2627 - 2665





6x4

04.96 -

 8	Lenker, Radaufhängung / Track Control Arm		(5)	34362 01 944 350 04 05 © 30587 01 © 30589 01	
	Dreieckslenker (Nfz) / Wishbone (CV) Länge [mm] / Length [mm]:622 Rohr-Ø [mm] / Pipe Ø [mm]:46 Bohrung-Ø 1 / Bohrung-Ø 2 [mm] / Bore Ø 1 / Bore Ø 2 [mm]:25/25/25 Lochabstand 1/Lochabstand 2 / Hole Pitch 1/ Hole Pitch 2:152/130/130 Molekularlager / Molecular Bearing		(38) (69) (80) (30) (67) (71)		
2632, L, LL	04.03 -	 Aggregat / Unit Achslast [t] / Axle Load [t]:2x10 Trommelbremse / Drum Brake Baumuster / Type:930.142-143/145		(24) (23) (86) (28)	
2636, L, LL	04.03 -				
2641, L, LL	04.03 -				
2644, L, LL	04.03 -				
2646, L, LL	04.03 -				
2648, L, LL	04.03 -				
2650, L, 2651, L, LL	04.03 -				
2654, L, 2655, L, LL	04.03 -				
2641 S, LS	04.03 -		 Aggregat / Unit Achslast [t] / Axle Load [t]:2x10 Trommelbremse / Drum Brake Baumuster / Type:934.141		(24) (23) (86) (28)
2644 S, LS	04.03 -				
2646 S, LS	04.03 -				
2648 S, LS	04.03 -				
2650 S, LS	04.03 -				
2651 S, LS	04.03 -				
2654 S, LS	04.03 -				
2655 S, LS	04.03 -				
2632 K, LK	04.03 -	 Aggregat / Unit Achslast [t] / Axle Load [t]:2x10 Trommelbremse / Drum Brake Baumuster / Type:932.141-143/145		(24) (23) (86) (28)	
2636 K, LK	04.03 -				
2641 K, LK	04.03 -				
2644 K, LK	04.03 -				
2646 K, LK	04.03 -				
2648 K, LK, 350-355 kW	04.03 -				
2650 K, 2651 K, LK	04.03 -				
2654 K, LK, 2655 K, LK	04.03 -				
2658 K, LK	04.03 -				
2631 B	04.03 -	 Aggregat / Unit Achslast [t] / Axle Load [t]:2x10 Trommelbremse / Drum Brake		(24) (23) (86)	
2632 B	04.03 -				
2635 B	04.03 -				
2636 B	04.03 -				
2640 B	04.03 -				
2641 B	04.03 -				
2643 B	04.03 -				
2644 B	04.03 -				
2646 B	04.03 -				
2648 B	04.03 -				
2631 K, LK	04.03 -	 Aggregat / Unit Achslast [t] / Axle Load [t]:2x10 Trommelbremse / Drum Brake Baumuster / Type:932.141-143		(24) (23) (86) (28)	
2635 K, LK	04.03 -				
2640 K, LK	04.03 -				
2643 K, LK	04.03 -				
2648 K, LK, 350 kW	04.03 -	 Aggregat / Unit Achslast [t] / Axle Load [t]:2x10 Trommelbremse / Drum Brake Baumuster / Type:932.141/143		(24) (23) (86) (28)	
2653 K, LK	04.03 -				
2660 LK	04.03 -	 Aggregat / Unit Achslast [t] / Axle Load [t]:2x10 Trommelbremse / Drum Brake Baumuster / Type:932.141		(24) (23) (86) (28)	



MERCEDES-BENZ

ACTROS 2627 - 2665		6x4	04.96 -	
13	Stange/Strebe, Stabilisator / Rod/Strut, stabiliser Koppelstange / Coupling Rod Länge [mm] / Length [mm]:350 Konusmaß [mm] / Cone Size [mm]:26 Rohr-Ø [mm] / Pipe Ø [mm]:36 mit Zubehör / with accessories	(11) (60) (69) (58) (80) (140)		37622 01 960 326 32 47 
	2627 L 07.11 - 2630 L 07.11 - 2632 L 07.11 - 2633 L 07.11 - 2635 L, 7698 ccm 07.11 - 2636 L 07.11 - 2640 L, 10677 ccm 07.11 - 2642 L 07.11 - 2643 L, 10677 ccm 07.11 - 2645 L 07.11 - 2648 L, 12809 ccm 07.11 - 2651 L, 12809 ccm 07.11 -		 für / for:541249 16 Baumuster / Type:963.024 Einbau am Zusatzstabilisator / Einbau am Zusatzstabilisator	(102) (28) (42)
	2627 LS 2630 LS 2632 LS, 7698 ccm 2633 LS 2635 LS, 7698 ccm 2636 LS, 10677 ccm 2640 LS, 10677 ccm 2642 LS 2643 LS 2645 LS 2648 LS, 12809 ccm 2651 LS	07.11 - 07.11 - 07.11 - 07.11 - 07.11 - 07.11 - 07.11 - 07.11 - 07.11 - 07.11 - 07.11 - 07.11 - 07.11 -	 für / for:541249 16 Baumuster / Type:963.424 Einbau am Zusatzstabilisator / Einbau am Zusatzstabilisator	(102) (28) (42)
	Kugelkopf, Schaltgestänge Ball Head, gearshift linkage Länge [mm] / Length [mm]:55 Konusmaß [mm] / Cone Size [mm]:10 Aussengewinde [mm] / Outer Thread [mm]:M14x1,5 mit Rechtsgewinde / with right-hand thread	(3) (69) (58) (27) (137)		19465 01 000 996 70 45 
	2631 B 04.97 - 10.02 2631 K 04.97 - 10.02 2631, 2631 L 04.96 - 10.02 2635 B 04.97 - 10.02 2635 K, 2635 LK 04.97 - 10.02 2635, 2635 L 04.96 - 10.02 2640 B 04.97 - 10.02 2640 K, 2640 LK 04.97 - 10.02 2640, 2640 L 04.96 - 10.02 2640 S, 2640 LS 09.96 - 10.02 2643 B 04.97 - 10.02 2643 K, 2643 LK 04.97 - 10.02 2643, 2643 L 04.96 - 10.02 2643 S, 2643 LS 04.97 - 10.02 2646 B 10.97 - 2646 S, 2646 LS 10.97 - 2648 K, 2648 LK, 350 kW 04.97 - 10.02 2648 K, 2648 LK, 355 kW 10.97 - 2648 S, 2648 LS, 350 kW 09.96 - 10.02 2648 S, 2648 LS, 355 kW 10.97 - 2648, 2648 L 04.96 - 10.02 2650 S, 2650 LS 10.97 - 2653 K, 2653 LK 04.97 - 10.02 2653, 2653 L 04.96 - 10.02 2653 S, 2653 LS 09.96 - 10.02 2657 K, 2657 LK 04.97 - 10.02 2657 L 04.97 - 10.02 2657 S, 2657 LS 04.97 - 10.02			





MERCEDES-BENZ

ACTROS 2627 - 2665

6x4

04.96 -

<p>Kugelpopf, Schaltgestänge Ball Head, gearshift linkage Länge [mm] / Length [mm]:45 Konusmaß [mm] / Cone Size [mm]:12 Innengewinde [mm] / Inner Thread [mm]:M12 mit Linksgewinde / with left-hand thread Gewindemaß / Thread Size:M10</p>	<p>(3) (69) (58) (55) (135) (49)</p>	<p>21691 01 000 996 67 45</p> 
<p>2631 B 04.97 - 10.02 2631 K 04.97 - 10.02 2631, 2631 L 04.96 - 10.02 2635 B 04.97 - 10.02 2635 K, 2635 LK 04.97 - 10.02 2635, 2635 L 04.96 - 10.02 2640 B 04.97 - 10.02 2640 K, 2640 LK 04.97 - 10.02 2640, 2640 L 04.96 - 10.02 2640 S, 2640 LS 09.96 - 10.02 2643 B 04.97 - 10.02 2643 K, 2643 LK 04.97 - 10.02 2643, 2643 L 04.96 - 10.02 2643 S, 2643 LS 04.97 - 10.02 2646 B 10.97 - 2646 S, 2646 LS 10.97 - 2648 K, 2648 LK, 350 kW 04.97 - 10.02 2648 K, 2648 LK, 355 kW 10.97 - 2648 S, 2648 LS, 350 kW 09.96 - 10.02 2648 S, 2648 LS, 355 kW 10.97 - 2648, 2648 L 04.96 - 10.02 2650 S, 2650 LS 10.97 - 2653 K, 2653 LK 04.97 - 10.02 2653, 2653 L 04.96 - 10.02 2653 S, 2653 LS 09.96 - 10.02 2657 K, 2657 LK 04.97 - 10.02 2657 L 04.97 - 10.02 2657 S, 2657 LS 04.97 - 10.02</p>		
<p>Kugelpopf, Schaltgestänge Ball Head, gearshift linkage Länge [mm] / Length [mm]:59 Konusmaß [mm] / Cone Size [mm]:10 Innengewinde [mm] / Inner Thread [mm]:M12 mit Rechtsgewinde / with right-hand thread Gewindemaß / Thread Size:M10</p>	<p>(3) (69) (58) (55) (137) (49)</p>	<p>21696 01 000 996 66 45</p> 
<p>2631 B 04.97 - 10.02 2631 K 04.97 - 10.02 2631, 2631 L 04.96 - 10.02 2635 B 04.97 - 10.02 2635 K, 2635 LK 04.97 - 10.02 2635, 2635 L 04.96 - 10.02 2640 B 04.97 - 10.02 2640 K, 2640 LK 04.97 - 10.02 2640, 2640 L 04.96 - 10.02 2640 S, 2640 LS 09.96 - 10.02 2643 B 04.97 - 10.02 2643 K, 2643 LK 04.97 - 10.02 2643, 2643 L 04.96 - 10.02 2643 S, 2643 LS 04.97 - 10.02 2646 B 10.97 - 2646 S, 2646 LS 10.97 - 2648 K, 2648 LK, 350 kW 04.97 - 10.02 2648 K, 2648 LK, 355 kW 10.97 - 2648 S, 2648 LS, 350 kW 09.96 - 10.02 2648 S, 2648 LS, 355 kW 10.97 - 2648, 2648 L 04.96 - 10.02 2650 S, 2650 LS 10.97 - 2653 K, 2653 LK 04.97 - 10.02 2653, 2653 L 04.96 - 10.02 2653 S, 2653 LS 09.96 - 10.02 2657 K, 2657 LK 04.97 - 10.02 2657 L 04.97 - 10.02 2657 S, 2657 LS 04.97 - 10.02</p>		

Pos



Ref.




MERCEDES-BENZ

ACTROS 2627 - 2665

6x4

04.96 -












	<p>Kugelkopf, Schaltgestänge Ball Head, gearshift linkage Länge [mm] / Length [mm]:55 Konusmaß [mm] / Cone Size [mm]:12 Aussengewinde [mm] / Outer Thread [mm]:M14x1,5 mit Rechtsgewinde / with right-hand thread</p>	<p>(3) (69) (58) (27) (137)</p>	<p>22721 01 000 268 59 89</p> 
	<p>2631 B 2631 K 2631, 2631 L 2635 B 2635 K, 2635 LK 2635, 2635 L 2640 B 2640 K, 2640 LK 2640, 2640 L 2640 S, 2640 LS 2643 B 2643 K, 2643 LK 2643, 2643 L 2643 S, 2643 LS 2646 B 2646 S, 2646 LS 2648 K, 2648 LK, 350 kW 2648 K, 2648 LK, 355 kW 2648 S, 2648 LS, 350 kW 2648 S, 2648 LS, 355 kW 2648, 2648 L 2650 S, 2650 LS 2653 K, 2653 LK 2653, 2653 L 2653 S, 2653 LS 2657 K, 2657 LK 2657 L 2657 S, 2657 LS</p>	<p>04.97 - 10.02 04.97 - 10.02 04.96 - 10.02 04.97 - 10.02 04.97 - 10.02 04.96 - 10.02 04.97 - 10.02 04.97 - 10.02 04.96 - 10.02 09.96 - 10.02 04.97 - 10.02 04.97 - 10.02 04.96 - 10.02 04.97 - 10.02 10.97 - 10.97 - 04.97 - 10.02 10.97 - 09.96 - 10.02 10.97 - 04.96 - 10.02 10.97 - 04.97 - 10.02 04.96 - 10.02 09.96 - 10.02 04.97 - 10.02 04.97 - 10.02 04.97 - 10.02</p>	



MERCEDES-BENZ

ACTROS 2627 - 2665

04.96 -

 1	Lenkstange / Centre Rod Assembly Schubstange / Push Rod einseitig verstellbar / Adjustable on one side Länge [mm] / Length [mm]:879 Konusmaß [mm] / Cone Size [mm]:30 Rohr-Ø [mm] / Pipe Ø [mm]:42 mit Zubehör / with accessories	(6) (85) (101) (69) (58) (80) (140)	19904 01 001 460 67 05  11505 03
	2653 01.96 -	 Lenkstockhebel zur 1. VA / Pitman Arm to 1st FA (66) Scheibenbremse / Disc Brake (83) Radstand [mm] / Wheelbase [mm]:3300 (76) Achsausführung / Axle Version:6x4 (19) Baumuster / Type:954.141 (28)	
	2653 01.96 -	 Lenkstockhebel zur 1. VA / Pitman Arm to 1st FA (66) Scheibenbremse / Disc Brake (83) 1.VA / 1st FA (15) Radstand [mm] / Wheelbase [mm]:4200 (76) Radstand [mm] / Wheelbase [mm]:4500 (76) Radstand [mm] / Wheelbase [mm]:5100 (76) Achsausführung / Axle Version:6x4 (19) Baumuster / Type:950.142-143/145 (28)	
	2653 01.96 -	Lenkstockhebel zur 1. VA / Pitman Arm to 1st FA (66) Scheibenbremse / Disc Brake (83) Radstand [mm] / Wheelbase [mm]:4500 (76) Radstand [mm] / Wheelbase [mm]:4800 (76) Radstand [mm] / Wheelbase [mm]:5400 (76) Achsausführung / Axle Version:6x4 (19) Baumuster / Type:950.242-244 (28)	
 1	Lenkstange / Centre Rod Assembly Schubstange / Push Rod einseitig verstellbar / Adjustable on one side Länge [mm] / Length [mm]:866 Konusmaß [mm] / Cone Size [mm]:30 Rohr-Ø [mm] / Pipe Ø [mm]:38 mit Zubehör / with accessories	(6) (85) (101) (69) (58) (80) (140)	23469 01 001 460 98 05  11505 03
	2653 01.96 -	 Lenkstockhebel zur 1. VA / Pitman Arm to 1st FA (66) Scheibenbremse / Disc Brake (83) Radstand [mm] / Wheelbase [mm]:3300 (76) Achsausführung / Axle Version:6x4 (19) Baumuster / Type:954.141 (28)	
	2653 01.96 -	 Lenkstockhebel zur 1. VA / Pitman Arm to 1st FA (66) 1.VA / 1st FA (15) Scheibenbremse / Disc Brake (83) Radstand [mm] / Wheelbase [mm]:4200 (76) Radstand [mm] / Wheelbase [mm]:4500 (76) Radstand [mm] / Wheelbase [mm]:5100 (76) Achsausführung / Axle Version:6x4 (19) Baumuster / Type:950.142-143/145 (28)	
 1	Lenkstange / Centre Rod Assembly Schubstange / Push Rod einseitig verstellbar / Adjustable on one side Länge [mm] / Length [mm]:879 Konusmaß [mm] / Cone Size [mm]:28,6 Rohr-Ø [mm] / Pipe Ø [mm]:36 mit Zubehör / with accessories mit Sicherungsmutter / with lock nut	(6) (85) (101) (69) (58) (80) (140) (138)	24243 01 002 460 44 05  23077 01
	2653 01.96 -	 Lenkstockhebel zur 1. VA / Pitman Arm to 1st FA (66) Radstand [mm] / Wheelbase [mm]:3300 (76) 1.VA / 1st FA (15) Achsausführung / Axle Version:6x4 (19) Baumuster / Type:954.141 (28)	

Pos













Ref.



MERCEDES-BENZ

ACTROS 2627 - 2665

04.96 -





 1	Lenkstange / Centre Rod Assembly Schubstange / Push Rod einseitig verstellbar / Adjustable on one side Länge [mm] / Length [mm]:876 Konusmaß [mm] / Cone Size [mm]:28,6 Rohr-Ø [mm] / Pipe Ø [mm]:40 mit Zubehör / with accessories	(6) (85) (101) (69) (58) (80) (140)	24244 01 002 460 48 05 ↳ 27623 01	
	2653	01.96 -	 Lenkstockhebel zur 1. VA / Pitman Arm to 1st FA 1.VA / 1st FA Radstand [mm] / Wheelbase [mm]:4500 Radstand [mm] / Wheelbase [mm]:4800 Radstand [mm] / Wheelbase [mm]:5400 Achsausführung / Axle Version:6x4 Baumuster / Type:950.242-244	(66) (15) (76) (76) (76) (19) (28)
	2631		 Lenkstockhebel zur 1. VA / Pitman Arm to 1st FA Radstand [mm] / Wheelbase [mm]:3300 Achsausführung / Axle Version:6x4 Baumuster / Type:932.241	(66) (76) (19) (28)
 1	Lenkstange / Centre Rod Assembly Schubstange / Push Rod einseitig verstellbar / Adjustable on one side Länge [mm] / Length [mm]:895 Konusmaß [mm] / Cone Size [mm]:28,6 Rohr-Ø [mm] / Pipe Ø [mm]:36 mit Zubehör / with accessories mit Sicherungsmutter / with lock nut	(6) (85) (101) (69) (58) (80) (140) (138)	25721 01 002 460 46 05 ↳ 23077 01	
	2653	01.96 -	 Lenkstockhebel zur 1. VA / Pitman Arm to 1st FA Trommelbremse / Drum Brake Radstand [mm] / Wheelbase [mm]:3300 Achsausführung / Axle Version:6x4 Baumuster / Type:954.141	(66) (86) (76) (19) (28)
	2653	01.96 -	Lenkstockhebel zur 1. VA / Pitman Arm to 1st FA Trommelbremse / Drum Brake Radstand [mm] / Wheelbase [mm]:4500 Radstand [mm] / Wheelbase [mm]:4800 Radstand [mm] / Wheelbase [mm]:5400 Achsausführung / Axle Version:6x4 Baumuster / Type:950.242-244	(66) (86) (76) (76) (76) (19) (28)
	2653	01.96 -	 Lenkstockhebel zur 1. VA / Pitman Arm to 1st FA Trommelbremse / Drum Brake 1.VA / 1st FA Radstand [mm] / Wheelbase [mm]:4200 Radstand [mm] / Wheelbase [mm]:4500 Radstand [mm] / Wheelbase [mm]:5100 Achsausführung / Axle Version:6x4 Baumuster / Type:950.142-143/145	(66) (86) (15) (76) (76) (76) (19) (28)
	2631		Lenkstockhebel zur 1. VA / Pitman Arm to 1st FA Trommelbremse / Drum Brake Radstand [mm] / Wheelbase [mm]:3300 Achsausführung / Axle Version:6x4 Baumuster / Type:932.241	(66) (86) (76) (19) (28)
 6	Spurstange / Rod Assembly Führungsstange / Guide Rod einseitig verstellbar / Adjustable on one side Länge [mm] / Length [mm]:1735 Konusmaß [mm] / Cone Size [mm]:32 Rohr-Ø [mm] / Pipe Ø [mm]:52 mit Zubehör / with accessories mit Kronenmutter / with crown nut	(9) (46) (101) (69) (58) (80) (140) (134)	37332 01 942 330 00 03 ↳ 30737 01 ↳ 37235 01	
	2631		Achsausführung / Axle Version:739510, 739550, 6x4 Baumuster / Type:932.241	(19) (28)



MERCEDES-BENZ

ACTROS 2627 - 2665

04.96 -

12	Lenker, Radaufhängung / Track Control Arm Längslenker / Trailing Arm Länge [mm] / Length [mm]:754 Lochabstand 1/Lochabstand 2 / Hole Pitch 1/ Hole Pitch 2:100 Bohrung-Ø 1 / Bohrung-Ø 2 [mm] / Bore Ø 1 / Bore Ø 2 [mm]:17/17 Bohrung-Ø [mm] / Bore Ø [mm]:24,2 Lochanzahl / Number of Holes:3 Rohr-Ø [mm] / Pipe Ø [mm]:40 Molekularlager / Molecular Bearing	(5) (70) (69) (67) (30) (33) (68) (80) (71)	22053 01 941 330 00 11 © 22090 01 
2653 01.96 -		1.VA / 1st FA (15) Radstand [mm] / Wheelbase [mm]:4500 (76) Radstand [mm] / Wheelbase [mm]:4800 (76) Radstand [mm] / Wheelbase [mm]:5400 (76) Achsausführung / Axle Version:6x4 (19) Baumuster / Type:950./243-244 (28)	
19	Lenker, Radaufhängung / Track Control Arm Querlenker / Control Arm Länge [mm] / Length [mm]:845 Rohr-Ø [mm] / Pipe Ø [mm]:62 Bohrung-Ø 1 / Bohrung-Ø 2 [mm] / Bore Ø 1 / Bore Ø 2 [mm]:17/17 Lochabstand 1/Lochabstand 2 / Hole Pitch 1/ Hole Pitch 2:100/100 Molekularlager / Molecular Bearing	(5) (75) (69) (80) (30) (67) (71)	22092 01 941 330 00 07 © 22090 01 
2653 01.96 -		1.VA / 1st FA (15) Radstand [mm] / Wheelbase [mm]:4500 (76) Radstand [mm] / Wheelbase [mm]:4800 (76) Radstand [mm] / Wheelbase [mm]:5400 (76) Baumuster / Type:950.242-244 (28)	
8	Lenker, Radaufhängung / Track Control Arm Dreieckslenker (Nfz) / Wishbone (CV) Länge [mm] / Length [mm]:622 Rohr-Ø [mm] / Pipe Ø [mm]:46 Bohrung-Ø 1 / Bohrung-Ø 2 [mm] / Bore Ø 1 / Bore Ø 2 [mm]:25/25/25 Lochabstand 1/Lochabstand 2 / Hole Pitch 1/ Hole Pitch 2:152/130/130 Molekularlager / Molecular Bearing	(5) (38) (69) (80) (30) (67) (71)	21168 01 942 350 15 05 © 30587 01 © 30589 01 
2631		Antriebsachse / Drive Axle (25) Radstand [mm] / Wheelbase [mm]:3300 (76) Baumuster / Type:932.241 (28)	
8	Lenker, Radaufhängung / Track Control Arm Dreieckslenker (Nfz) / Wishbone (CV) Länge [mm] / Length [mm]:565 Bohrung-Ø 1 / Bohrung-Ø 2 [mm] / Bore Ø 1 / Bore Ø 2 [mm]:25/25/25 Lochabstand 1/Lochabstand 2 / Hole Pitch 1/ Hole Pitch 2:130/130/152 Molekularlager / Molecular Bearing	(5) (38) (69) (30) (67) (71)	23066 01 947 350 05 05 © 34704 01 
2653 01.96 -		1.HA / 1st RA (14) 2.HA / 2nd RA (16) Radstand [mm] / Wheelbase [mm]:4500 (76) Radstand [mm] / Wheelbase [mm]:4800 (76) Radstand [mm] / Wheelbase [mm]:5400 (76) Baumuster / Type:950.242-244 (28)	
2631		1.HA / 1st RA (14) 2.HA / 2nd RA (16) Radstand [mm] / Wheelbase [mm]:3300 (76) Baumuster / Type:932.241 (28)	










Pos



Ref.



MERCEDES-BENZ










ACTROS 2732 - 2748		6x2	
 1	Lenkstange / Centre Rod Assembly Schubstange / Push Rod einseitig verstellbar / Adjustable on one side Länge [mm] / Length [mm]:776 Rohr-Ø [mm] / Pipe Ø [mm]:42 Konusmaß [mm] / Cone Size [mm]:28,6 mit Sicherungsmutter / with lock nut	(6) (85) (101) (69) (80) (58) (138)	36539 01 003 460 55 05 ▲ 27623 01 
	2435 LS	07.11 -	Lenkstockhebel zur 1. VA / Pitman Arm to 1st FA für / for:508063 64 Baumuster / Type:963.427
 6	Spurstange / Rod Assembly Führungsstange / Guide Rod einseitig verstellbar / Adjustable on one side Länge [mm] / Length [mm]:1685 Konusmaß [mm] / Cone Size [mm]:32 Rohr-Ø [mm] / Pipe Ø [mm]:50 mit Zubehör / with accessories	(9) (46) (101) (69) (58) (80) (140)	36540 01 960 330 01 03 21971 01 
	2435 LS	07.11 -	Scheibenbremse / Disc Brake Achsausführung / Axle Version:739.528/573/575 Achslast [t] / Axle Load [t]:7,5 Achslast [t] / Axle Load [t]:8 Achslast [t] / Axle Load [t]:9 für / for:504310 58 Baumuster / Type:963.427
 8	Lenker, Radaufhängung / Track Control Arm Dreieckslenker (Nfz) / Wishbone (CV) Länge [mm] / Length [mm]:622 Rohr-Ø [mm] / Pipe Ø [mm]:46 Bohrung-Ø 1 / Bohrung-Ø 2 [mm] / Bore Ø 1 / Bore Ø 2 [mm]:25/23/23 Lochabstand 1/Lochabstand 2 / Hole Pitch 1/ Hole Pitch 2:152/130/130 Molekularlager / Molecular Bearing	(5) (38) (69) (80) (30) (67) (71)	31887 01 942 350 12 05 © 30588 01 
	2435 LS	07.11 -	 Antriebsachse / Drive Axle Baumuster / Type:963.427
	Schraube, Spureinstellung / Bolt, wheel alignment DIN/ISO / DIN / ISO:DIN 22mm/ISO 21mm Länge [mm] / Length [mm]:110 Innengewinde [mm] / Inner Thread [mm]:M30x1,5 mit Rechtsgewinde / with right-hand thread Aussengewinde [mm] / Outer Thread [mm]:M38x1,5 mit Linksgewinde / with left-hand thread	(8) (34) (69) (55) (137) (27) (135)	21971 01 000 992 21 39 
	2435 LS	07.11 -	Baumuster / Type:963.427



MERCEDES-BENZ

ACTROS 2732 - 2748







6x6

 1	Lenkstange / Centre Rod Assembly Schubstange / Push Rod einseitig verstellbar / Adjustable on one side Länge [mm] / Length [mm]:893 Konusmaß [mm] / Cone Size [mm]:32 Rohr-Ø [mm] / Pipe Ø [mm]:38 mit Zubehör / with accessories	(6) (85) (101) (69) (58) (80) (140)	25361 01 002 460 62 05  11394 04
	2732 AE 06.08 -	Lenkstockhebel zur 1. VA / Pitman Arm to 1st FA	(66)
	2736 AE 06.08 -	Achsausführung / Axle Version:VL4, VL5	(19)
	2741 AE 06.08 -	Trommelbremse / Drum Brake	(86)
	2744 AE 06.08 -	Achslast [t] / Axle Load [t]:9,0	(23)
	2746 AE 06.08 -	Baumuster / Type:930.183	(28)
	2748 AE 06.08 -		
	2732 AKE 06.08 -		
	2736 AKE 06.08 -		
	2741 AKE 06.08 -	Lenkstockhebel zur 1. VA / Pitman Arm to 1st FA	(66)
2744 AKE 06.08 -	Achslast [t] / Axle Load [t]:9	(23)	
2746 AKE 06.08 -	Trommelbremse / Drum Brake	(86)	
2748 AKE 06.08 -	Baumuster / Type:932.183	(28)	
 1	Lenkstange / Centre Rod Assembly Schubstange / Push Rod einseitig verstellbar / Adjustable on one side Länge [mm] / Length [mm]:935 Konusmaß [mm] / Cone Size [mm]:30 Konusmaß [mm] / Cone Size [mm]:32 Rohr-Ø [mm] / Pipe Ø [mm]:38 mit Zubehör / with accessories	(6) (85) (101) (69) (58) (58) (80) (140)	27628 01 002 460 60 05  11394 04
	2732 AE 06.08 -	Lenkstockhebel zur 1. VA / Pitman Arm to 1st FA	(66)
	2736 AE 06.08 -	Achsausführung / Axle Version:VL4	(19)
	2741 AE 06.08 -	Scheibenbremse / Disc Brake	(83)
	2744 AE 06.08 -	Baumuster / Type:930.183	(28)
	2746 AE 06.08 -		
	2748 AE 06.08 -		
	2732 AKE 06.08 -		
	2736 AKE 06.08 -		
	2741 AKE 06.08 -	Lenkstockhebel zur 1. VA / Pitman Arm to 1st FA	(66)
2744 AKE 06.08 -	Scheibenbremse / Disc Brake	(83)	
2746 AKE 06.08 -	Baumuster / Type:932.183	(28)	
2748 AKE 06.08 -			
 1	Lenkstange / Centre Rod Assembly Schubstange / Push Rod einseitig verstellbar / Adjustable on one side Länge [mm] / Length [mm]:885 Konusmaß [mm] / Cone Size [mm]:30 Konusmaß [mm] / Cone Size [mm]:32 Rohr-Ø [mm] / Pipe Ø [mm]:38 mit Zubehör / with accessories	(6) (85) (101) (69) (58) (58) (80) (140)	27954 01 002 460 51 05  30737 01
	2732 AE 06.08 -	Lenkstockhebel zur 1. VA / Pitman Arm to 1st FA	(66)
	2736 AE 06.08 -	Achsausführung / Axle Version:VL5	(19)
	2741 AE 06.08 -	Trommelbremse / Drum Brake	(86)
	2744 AE 06.08 -	Achslast [t] / Axle Load [t]:7,5	(23)
	2746 AE 06.08 -	Achslast [t] / Axle Load [t]:9,0	(23)
	2748 AE 06.08 -	Baumuster / Type:930.183	(28)
	2732 AKE 06.08 -		
	2736 AKE 06.08 -		
	2741 AKE 06.08 -	Lenkstockhebel zur 1. VA / Pitman Arm to 1st FA	(66)
2744 AKE 06.08 -	Trommelbremse / Drum Brake	(86)	
2746 AKE 06.08 -	Achslast [t] / Axle Load [t]:7,5	(23)	
2748 AKE 06.08 -	Achslast [t] / Axle Load [t]:9	(23)	
	Baumuster / Type:932.183	(28)	












MERCEDES-BENZ

ACTROS 2732 - 2748 6x6

 6	Spurstange / Rod Assembly Führungsstange / Guide Rod einseitig verstellbar / Adjustable on one side Länge [mm] / Length [mm]:1588 Konusmaß [mm] / Cone Size [mm]:38 Rohr-Ø [mm] / Pipe Ø [mm]:60 mit Zubehör / with accessories	(9) (46) (101) (69) (58) (80) (140)	20430 01 625 330 12 03  ▲ 19615 01	
	2732 AE	06.08 -	Achsausführung / Axle Version:730.109/115	(19)
	2736 AE	06.08 -	Achslast [t] / Axle Load [t]:9,0	(23)
	2741 AE	06.08 -	Baumuster / Type:930.183	(28)
	2744 AE	06.08 -		
	2746 AE	06.08 -		
	2748 AE	06.08 -		
	2732 AKE	06.08 -	Achsausführung / Axle Version:730.109/115	(19)
	2736 AKE	06.08 -	Achslast [t] / Axle Load [t]:9	(23)
	2741 AKE	06.08 -	Baumuster / Type:932.183	(28)
 6	Spurstange / Rod Assembly Führungsstange / Guide Rod einseitig verstellbar / Adjustable on one side Länge [mm] / Length [mm]:1588 Konusmaß [mm] / Cone Size [mm]:30 Rohr-Ø [mm] / Pipe Ø [mm]:58 mit Zubehör / with accessories	(9) (46) (101) (69) (58) (80) (140)	23997 01 944 330 17 03  ▲ 11505 03	
	2732 AE	06.08 -	Achsausführung / Axle Version:730.108	(19)
	2736 AE	06.08 -	Achslast [t] / Axle Load [t]:7,5	(23)
	2741 AE	06.08 -	Baumuster / Type:930.183	(28)
	2744 AE	06.08 -		
	2746 AE	06.08 -		
	2748 AE	06.08 -		
	2732 AKE	06.08 -	Achsausführung / Axle Version:730.108	(19)
	2736 AKE	06.08 -	Baumuster / Type:932.183	(28)
	2741 AKE	06.08 -		
 6	Spurstange / Rod Assembly Führungsstange / Guide Rod einseitig verstellbar / Adjustable on one side Länge [mm] / Length [mm]:1588 Konusmaß [mm] / Cone Size [mm]:30 Rohr-Ø [mm] / Pipe Ø [mm]:60 mit Zubehör / with accessories	(9) (46) (101) (69) (58) (80) (140)	24315 01 944 330 05 03  ▲ 23775 01	
	2732 AE	06.08 -	Achsausführung / Axle Version:730.108	(19)
	2736 AE	06.08 -	Achslast [t] / Axle Load [t]:7,5	(23)
	2741 AE	06.08 -	Baumuster / Type:930.183	(28)
	2744 AE	06.08 -		
	2746 AE	06.08 -		
	2748 AE	06.08 -		
	2732 AKE	06.08 -	Achsausführung / Axle Version:730.108	(19)
	2736 AKE	06.08 -	Baumuster / Type:932.183	(28)
	2741 AKE	06.08 -		

MERCEDES-BENZ










ACTROS 2732 - 2748 6x6

 10	Lenker, Radaufhängung / Track Control Arm Längslenker / Trailing Arm nicht verstellbar / not adjustable Länge [mm] / Length [mm]:615 Rohr-Ø [mm] / Pipe Ø [mm]:52 Bohrung-Ø 1 / Bohrung-Ø 2 [mm] / Bore Ø 1 / Bore Ø 2 [mm]:21/21 Lochabstand 1/Lochabstand 2 / Hole Pitch 1/ Hole Pitch 2:152/152 Molekularlager / Molecular Bearing	(5) (70) (146) (69) (80) (30) (67) (71)	22989 01 948 350 25 05 © 25158 01 
	2732 AE 06.08 - 2736 AE 06.08 - 2741 AE 06.08 - 2744 AE 06.08 - 2746 AE 06.08 - 2748 AE 06.08 -	▼ Doppelachsaggregat / Tandem-axle Assembly 1.HA / 1st RA 2.HA / 2nd RA Achsabstand [mm] / Centre Distance [mm]:1450 Baumuster / Type:930.183	(36) (14) (16) (18) (28)
	2732 AKE 06.08 - 2736 AKE 06.08 - 2741 AKE 06.08 - 2744 AKE 06.08 - 2746 AKE 06.08 - 2748 AKE 06.08 -	▼  Doppelachsaggregat / Tandem-axle Assembly 1.HA / 1st RA 2.HA / 2nd RA Achsabstand [mm] / Centre Distance [mm]:1450 Baumuster / Type:932.183	(36) (14) (16) (18) (28)
 10	Lenker, Radaufhängung / Track Control Arm Längslenker / Trailing Arm nicht verstellbar / not adjustable Länge [mm] / Length [mm]:565 Rohr-Ø [mm] / Pipe Ø [mm]:52 Bohrung-Ø 1 / Bohrung-Ø 2 [mm] / Bore Ø 1 / Bore Ø 2 [mm]:21/21 Lochabstand 1/Lochabstand 2 / Hole Pitch 1/ Hole Pitch 2:152/152 Molekularlager / Molecular Bearing	(5) (70) (146) (69) (80) (30) (67) (71)	29461 01 948 350 24 05 © 25158 01 
	2732 AE 06.08 - 2736 AE 06.08 - 2741 AE 06.08 - 2744 AE 06.08 - 2746 AE 06.08 - 2748 AE 06.08 -	▼ Doppelachsaggregat / Tandem-axle Assembly 1.HA / 1st RA 2.HA / 2nd RA Baumuster / Type:930.183	(36) (14) (16) (28)
	2732 AKE 06.08 - 2736 AKE 06.08 - 2741 AKE 06.08 - 2744 AKE 06.08 - 2746 AKE 06.08 - 2748 AKE 06.08 -	▼  Doppelachsaggregat / Tandem-axle Assembly 1.HA / 1st RA 2.HA / 2nd RA Baumuster / Type:932.183	(36) (14) (16) (28)
 8	Lenker, Radaufhängung / Track Control Arm Dreieckslenker (Nfz) / Wishbone (CV) Länge [mm] / Length [mm]:622 Lochabstand 1/Lochabstand 2 / Hole Pitch 1/ Hole Pitch 2:152/130/130 Bohrung-Ø 1 / Bohrung-Ø 2 [mm] / Bore Ø 1 / Bore Ø 2 [mm]:25/25/25 Rohr-Ø [mm] / Pipe Ø [mm]:46 Molekularlager / Molecular Bearing	(5) (38) (69) (67) (30) (80) (71)	23069 02 948 350 30 05 © 30590 01 © 30589 01 
	2732 AE 06.08 - 2736 AE 06.08 - 2741 AE 06.08 - 2744 AE 06.08 - 2746 AE 06.08 - 2748 AE 06.08 -	Doppelachsaggregat / Tandem-axle Assembly Achslast [t] / Axle Load [t]:2x13 1.HA / 1st RA 2.HA / 2nd RA Scheibenbremse / Disc Brake Baumuster / Type:930.183	(36) (23) (14) (16) (83) (28)
	2732 AKE 06.08 - 2736 AKE 06.08 - 2741 AKE 06.08 - 2744 AKE 06.08 - 2746 AKE 06.08 - 2748 AKE 06.08 -	 Doppelachsaggregat / Tandem-axle Assembly Achsausführung / Axle Version:2x10t, 2x13t 1.HA / 1st RA 2.HA / 2nd RA Scheibenbremse / Disc Brake Baumuster / Type:932.183	(36) (19) (14) (16) (83) (28)



MERCEDES-BENZ

ACTROS 2732 - 2748 6x6







 8	Lenker, Radaufhängung / Track Control Arm Dreieckslenker (Nfz) / Wishbone (CV) Länge [mm] / Length [mm]:667 Lochabstand 1/Lochabstand 2 / Hole Pitch 1/ Hole Pitch 2:152/130/130 Bohrung-Ø 1 / Bohrung-Ø 2 [mm] / Bore Ø 1 / Bore Ø 2 [mm]:25/23/23 Rohr-Ø [mm] / Pipe Ø [mm]:60 Molekularlager / Molecular Bearing	(5) (38) (69) (67) (30) (80) (71)	25314 01 948 350 23 05 © 28706 01 © 28705 01	
	2732 AE 06.08 - 2736 AE 06.08 - 2741 AE 06.08 - 2744 AE 06.08 - 2746 AE 06.08 - 2748 AE 06.08 -	Doppelachsaggregat / Tandem-axle Assembly Achslast [t] / Axle Load [t]:2x18 1.HA / 1st RA 2.HA / 2nd RA Scheibenbremse / Disc Brake Baumuster / Type:930.183	(36) (23) (14) (16) (83) (28)	
2732 AKE 2736 AKE 2741 AKE 2744 AKE 2746 AKE 2748 AKE	06.08 - 06.08 - 06.08 - 06.08 - 06.08 - 06.08 -	 Doppelachsaggregat / Tandem-axle Assembly Achsausführung / Axle Version:2x18t 1.HA / 1st RA 2.HA / 2nd RA Scheibenbremse / Disc Brake Baumuster / Type:932.183	(36) (19) (14) (16) (83) (28)	
 8	Lenker, Radaufhängung / Track Control Arm Dreieckslenker (Nfz) / Wishbone (CV) Länge [mm] / Length [mm]:621,5 Rohr-Ø [mm] / Pipe Ø [mm]:60 Bohrung-Ø 1 / Bohrung-Ø 2 [mm] / Bore Ø 1 / Bore Ø 2 [mm]:25/23/23 Lochabstand 1/Lochabstand 2 / Hole Pitch 1/ Hole Pitch 2:152/130/130 Molekularlager / Molecular Bearing	(5) (38) (69) (80) (30) (67) (71)	26031 01 948 350 22 05 © 28706 01 © 28705 01	
	2732 AE 06.08 - 2736 AE 06.08 - 2741 AE 06.08 - 2744 AE 06.08 - 2746 AE 06.08 - 2748 AE 06.08 -	Doppelachsaggregat / Tandem-axle Assembly Achslast [t] / Axle Load [t]:2x16 1.HA / 1st RA 2.HA / 2nd RA Scheibenbremse / Disc Brake Baumuster / Type:930.183	(36) (23) (14) (16) (83) (28)	
2732 AKE 2736 AKE 2741 AKE 2744 AKE 2746 AKE 2748 AKE	06.08 - 06.08 - 06.08 - 06.08 - 06.08 - 06.08 -	 Doppelachsaggregat / Tandem-axle Assembly Achsausführung / Axle Version:2x16t 1.HA / 1st RA 2.HA / 2nd RA Scheibenbremse / Disc Brake Baumuster / Type:932.183	(36) (19) (14) (16) (83) (28)	
 8	Lenker, Radaufhängung / Track Control Arm Dreieckslenker (Nfz) / Wishbone (CV) Länge [mm] / Length [mm]:621,5 Rohr-Ø [mm] / Pipe Ø [mm]:60 Bohrung-Ø 1 / Bohrung-Ø 2 [mm] / Bore Ø 1 / Bore Ø 2 [mm]:25/23/23 Lochabstand 1/Lochabstand 2 / Hole Pitch 1/ Hole Pitch 2:152/130/130 Molekularlager / Molecular Bearing	(5) (38) (69) (80) (30) (67) (71)	33736 01 948 350 27 05 © 28706 01 © 28705 01	
	2732 AE 06.08 - 2736 AE 06.08 - 2741 AE 06.08 - 2744 AE 06.08 - 2746 AE 06.08 - 2748 AE 06.08 -	Doppelachsaggregat / Tandem-axle Assembly Achslast [t] / Axle Load [t]:2x16 1.HA / 1st RA 2.HA / 2nd RA Trommelbremse / Drum Brake Baumuster / Type:930.183	(36) (23) (14) (16) (86) (28)	
2732 AKE 2736 AKE 2741 AKE 2744 AKE 2746 AKE 2748 AKE	06.08 - 06.08 - 06.08 - 06.08 - 06.08 - 06.08 -	 Doppelachsaggregat / Tandem-axle Assembly Achsausführung / Axle Version:2x16t 1.HA / 1st RA 2.HA / 2nd RA Trommelbremse / Drum Brake Baumuster / Type:932.183	(36) (19) (14) (16) (86) (28)	



MERCEDES-BENZ

ACTROS 2732 - 2748








6x6

 8	Lenker, Radaufhängung / Track Control Arm Dreieckslenker (Nfz) / Wishbone (CV) Länge [mm] / Length [mm]:667 Rohr-Ø [mm] / Pipe Ø [mm]:60 Bohrung-Ø 1 / Bohrung-Ø 2 [mm] / Bore Ø 1 / Bore Ø 2 [mm]:25/23/23 Lochabstand 1/Lochabstand 2 / Hole Pitch 1/ Hole Pitch 2:152/130/130 Molekularlager / Molecular Bearing	(5) (38) (69) (80) (30) (67) (71)	33737 01 948 350 28 05 © 28706 01 © 28705 01	
	2732 AE 06.08 - 2736 AE 06.08 - 2741 AE 06.08 - 2744 AE 06.08 - 2746 AE 06.08 - 2748 AE 06.08 -	Doppelachsaggregat / Tandem-axle Assembly Achslast [t] / Axle Load [t]:13/18 1.HA / 1st RA 2.HA / 2nd RA Trommelbremse / Drum Brake Baumuster / Type:930.183	(36) (23) (14) (16) (86) (28)	
2732 AKE 2736 AKE 2741 AKE 2744 AKE 2746 AKE 2748 AKE	06.08 - 06.08 - 06.08 - 06.08 - 06.08 - 06.08 -	 Doppelachsaggregat / Tandem-axle Assembly Achsausführung / Axle Version:13t / 18t 1.HA / 1st RA 2.HA / 2nd RA Trommelbremse / Drum Brake Baumuster / Type:932.183	(36) (19) (14) (16) (86) (28)	
 8	Lenker, Radaufhängung / Track Control Arm Dreieckslenker (Nfz) / Wishbone (CV) Länge [mm] / Length [mm]:622 Rohr-Ø [mm] / Pipe Ø [mm]:46 Bohrung-Ø 1 / Bohrung-Ø 2 [mm] / Bore Ø 1 / Bore Ø 2 [mm]:25/25/25 Lochabstand 1/Lochabstand 2 / Hole Pitch 1/ Hole Pitch 2:152/130/130 Molekularlager / Molecular Bearing	(5) (38) (69) (80) (30) (67) (71)	33738 01 948 350 29 05 © 30589 01 © 30590 01	
	2732 AE 06.08 - 2736 AE 06.08 - 2741 AE 06.08 - 2744 AE 06.08 - 2746 AE 06.08 - 2748 AE 06.08 -	Doppelachsaggregat / Tandem-axle Assembly Achslast [t] / Axle Load [t]:2x13 1.HA / 1st RA 2.HA / 2nd RA Trommelbremse / Drum Brake Baumuster / Type:930.183	(36) (23) (14) (16) (86) (28)	
2732 AKE 2736 AKE 2741 AKE 2744 AKE 2746 AKE 2748 AKE	06.08 - 06.08 - 06.08 - 06.08 - 06.08 - 06.08 -	 Doppelachsaggregat / Tandem-axle Assembly Achsausführung / Axle Version:2x13t Trommelbremse / Drum Brake 1.HA / 1st RA 2.HA / 2nd RA Baumuster / Type:932.183	(36) (19) (86) (14) (16) (28)	



MERCEDES-BENZ











ACTROS 3231 - 3339 6x4 06.96 -

 <div style="border: 1px solid black; padding: 2px; display: inline-block;">1</div>	Lenkstange / Centre Rod Assembly Schubstange / Push Rod einseitig verstellbar / Adjustable on one side Länge [mm] / Length [mm]:879 Konusmaß [mm] / Cone Size [mm]:30 Rohr-Ø [mm] / Pipe Ø [mm]:42 mit Zubehör / with accessories	(6) (85) (101) (69) (58) (80) (140)	19904 01 001 460 67 05  	
	3331 3335	04.97 - 10.02 04.97 - 10.02		Lenkstockhebel zur 1. VA / Pitman Arm to 1st FA (66) Scheibenbremse / Disc Brake (83) Radstand [mm] / Wheelbase [mm]:4200 (76) Radstand [mm] / Wheelbase [mm]:4500 (76) für Fzg. mit zul. Gesamtgewicht [t] / for vehicles with permissible total weight [t]:33 (121) Baumuster / Type:950.162-163 (28)
	3331 S 3335 S 3336 S	04.97 - 10.02 04.97 - 10.02 10.97 -		Lenkstockhebel zur 1. VA / Pitman Arm to 1st FA (66) 1.VA / 1st FA (15) Scheibenbremse / Disc Brake (83) Radstand [mm] / Wheelbase [mm]:4200 (76) für Fzg. mit zul. Gesamtgewicht [t] / for vehicles with permissible total weight [t]:33 (121) Baumuster / Type:954.161 (28)
	3331 K 3335 K	04.97 - 10.02 04.97 - 10.02		Lenkstockhebel zur 1. VA / Pitman Arm to 1st FA (66) 1.VA / 1st FA (15) Scheibenbremse / Disc Brake (83) Radstand [mm] / Wheelbase [mm]:3300 (76) Radstand [mm] / Wheelbase [mm]:3600 (76) Radstand [mm] / Wheelbase [mm]:3900 (76) für Fzg. mit zul. Gesamtgewicht [t] / for vehicles with permissible total weight [t]:33 (121) Baumuster / Type:952.161-163 (28)
	3335 B	04.97 - 10.02		Lenkstockhebel zur 1. VA / Pitman Arm to 1st FA (66) Scheibenbremse / Disc Brake (83) Radstand [mm] / Wheelbase [mm]:3300 (76) Radstand [mm] / Wheelbase [mm]:3600 (76) Radstand [mm] / Wheelbase [mm]:3900 (76) für Fzg. mit zul. Gesamtgewicht [t] / for vehicles with permissible total weight [t]:33 (121) Baumuster / Type:953.161-163 (28)



MERCEDES-BENZ









ACTROS 3231 - 3339 6x4 06.96 -

 1	Lenkstange / Centre Rod Assembly Schubstange / Push Rod einseitig verstellbar / Adjustable on one side Länge [mm] / Length [mm]:866 Konusmaß [mm] / Cone Size [mm]:30 Rohr-Ø [mm] / Pipe Ø [mm]:38 mit Zubehör / with accessories	(6) (85) (101) (69) (58) (80) (140)	23469 01 11505 03	001 460 98 05 
	3331 3335	04.97 - 10.02 04.97 - 10.02	 Lenkstockhebel zur 1. VA / Pitman Arm to 1st FA (66) Scheibenbremse / Disc Brake (83) Radstand [mm] / Wheelbase [mm]:4200 (76) Radstand [mm] / Wheelbase [mm]:4500 (76) für Fzg. mit zul. Gesamtgewicht [t] / for vehicles with permissible total weight [t]:33 (121) Baumuster / Type:950.162-163 (28)	
	3331 S 3335 S	04.97 - 10.02 04.97 - 10.02	 Lenkstockhebel zur 1. VA / Pitman Arm to 1st FA (66) 1.VA / 1st FA (15) Scheibenbremse / Disc Brake (83) Radstand [mm] / Wheelbase [mm]:3300 (76) für Fzg. mit zul. Gesamtgewicht [t] / for vehicles with permissible total weight [t]:33 (121) Baumuster / Type:954.161 (28)	
	3331 K 3335 K	04.97 - 10.02 04.97 - 10.02	 Lenkstockhebel zur 1. VA / Pitman Arm to 1st FA (66) 1.VA / 1st FA (15) Scheibenbremse / Disc Brake (83) Radstand [mm] / Wheelbase [mm]:3300 (76) Radstand [mm] / Wheelbase [mm]:3600 (76) Radstand [mm] / Wheelbase [mm]:3900 (76) für Fzg. mit zul. Gesamtgewicht [t] / for vehicles with permissible total weight [t]:33 (121) Baumuster / Type:952.161-163 (28)	
	3331 B 3335 B	04.97 - 10.02 04.97 - 10.02	 Lenkstockhebel zur 1. VA / Pitman Arm to 1st FA (66) 1.VA / 1st FA (15) Scheibenbremse / Disc Brake (83) Radstand [mm] / Wheelbase [mm]:3300 (76) Radstand [mm] / Wheelbase [mm]:3600 (76) Radstand [mm] / Wheelbase [mm]:3900 (76) für Fzg. mit zul. Gesamtgewicht [t] / for vehicles with permissible total weight [t]:33 (121) Baumuster / Type:953.161-163 (28)	
	3336 S	10.97 -	 Lenkstockhebel zur 1. VA / Pitman Arm to 1st FA (66) 1.VA / 1st FA (15) Scheibenbremse / Disc Brake (83) Baumuster / Type:954.161 (28)	
 1	Lenkstange / Centre Rod Assembly Schubstange / Push Rod einseitig verstellbar / Adjustable on one side Länge [mm] / Length [mm]:879 Konusmaß [mm] / Cone Size [mm]:28,6 Rohr-Ø [mm] / Pipe Ø [mm]:36 mit Zubehör / with accessories mit Sicherungsmutter / with lock nut	(6) (85) (101) (69) (58) (80) (140) (138)	24243 01 23077 01	002 460 44 05 
	3331	04.97 - 10.02	 Lenkstockhebel zur 1. VA / Pitman Arm to 1st FA (66) Radstand [mm] / Wheelbase [mm]:4500 (76) 1.VA / 1st FA (15) für Fzg. mit zul. Gesamtgewicht [t] / for vehicles with permissible total weight [t]:26 (121) Baumuster / Type:950.143 (28)	



MERCEDES-BENZ









ACTROS 3231 - 3339 6x4 06.96 -

 <div style="border: 1px solid black; padding: 2px; display: inline-block;">1</div>	<p>Lenkstange / Centre Rod Assembly Schubstange / Push Rod einseitig verstellbar / Adjustable on one side Länge [mm] / Length [mm]:876 Konusmaß [mm] / Cone Size [mm]:28,6 Rohr-Ø [mm] / Pipe Ø [mm]:40 mit Zubehör / with accessories</p>	(6) (85) (101) (69) (58) (80) (140)	<p>24244 01 002 460 48 05  27623 01</p> 
	3331 S 04.97 - 10.02 3335 S 04.97 - 10.02	 <p>Lenkstockhebel zur 1. VA / Pitman Arm to 1st FA (66) Radstand [mm] / Wheelbase [mm]:3300 (76) für Fzg. mit zul. Gesamtgewicht [t] / for vehicles with permissible total weight [t]:33 (121) Baumuster / Type:954.161 (28)</p>	
	3331 K 04.03 - 3335 K 04.03 - 3339 K 04.03 - 3332 K 04.03 - 3336 K 04.03 -	 <p>Lenkstockhebel zur 1. VA / Pitman Arm to 1st FA (66) Radstand [mm] / Wheelbase [mm]:3300 (76) Radstand [mm] / Wheelbase [mm]:3600 (76) Radstand [mm] / Wheelbase [mm]:3900 (76) für Fzg. mit zul. Gesamtgewicht [t] / for vehicles with permissible total weight [t]:33 (121) Baumuster / Type:932.161-163 (28)</p>	
	3332 B 04.03 - 3336 B 04.03 -	 <p>Lenkstockhebel zur 1. VA / Pitman Arm to 1st FA (66) Radstand [mm] / Wheelbase [mm]:3300 (76) Radstand [mm] / Wheelbase [mm]:3600 (76) Radstand [mm] / Wheelbase [mm]:3900 (76) für Fzg. mit zul. Gesamtgewicht [t] / for vehicles with permissible total weight [t]:33 (121) Baumuster / Type:933.161-163 (28)</p>	
	3336 S 10.97 -	 <p>Lenkstockhebel zur 1. VA / Pitman Arm to 1st FA (66) Baumuster / Type:954.161 (28)</p>	
	3331 B 04.03 - 3335 B 04.03 - 3339 B 04.03 -	 <p>Lenkstockhebel zur 1. VA / Pitman Arm to 1st FA (66) Baumuster / Type:933.161-163 (28)</p>	



MERCEDES-BENZ







ACTROS 3231 - 3339 6x4 06.96 -

1	Lenkstange / Centre Rod Assembly	(6)	25361 01 002 460 62 05 11394 04
	Schubstange / Push Rod einseitig verstellbar / Adjustable on one side Länge [mm] / Length [mm]:893 Konusmaß [mm] / Cone Size [mm]:32 Rohr-Ø [mm] / Pipe Ø [mm]:38 mit Zubehör / with accessories	(85) (101) (69) (58) (80) (140)	
3331 3335	04.97 - 10.02 04.97 - 10.02		Lenkstockhebel zur 1. VA / Pitman Arm to 1st FA (66) Achslast [t] / Axle Load [t]:9 (23) Trommelbremse / Drum Brake (86) Radstand [mm] / Wheelbase [mm]:4200 (76) Radstand [mm] / Wheelbase [mm]:4500 (76) für Fzg. mit zul. Gesamtgewicht [t] / for vehicles with permissible total weight [t]:33 (121) Baumuster / Type:950.162-163 (28)
3331 S 3335 S	04.97 - 10.02 04.97 - 10.02		Lenkstockhebel zur 1. VA / Pitman Arm to 1st FA (66) Achslast [t] / Axle Load [t]:9 (23) Trommelbremse / Drum Brake (86) Radstand [mm] / Wheelbase [mm]:3300 (76) für Fzg. mit zul. Gesamtgewicht [t] / for vehicles with permissible total weight [t]:33 (121) Baumuster / Type:954.161 (28)
3331 K 3335 K	04.97 - 10.02 04.97 - 10.02		Lenkstockhebel zur 1. VA / Pitman Arm to 1st FA (66) Achslast VA ab [kg] / Axle Load FA from [kg]:9000 (20) Achslast VA bis [kg] / Axle Load FA to [kg]:9000 (21) Trommelbremse / Drum Brake (86) 1.VA / 1st FA (15) Radstand [mm] / Wheelbase [mm]:3300 (76) Radstand [mm] / Wheelbase [mm]:3600 (76) Radstand [mm] / Wheelbase [mm]:3900 (76) für Fzg. mit zul. Gesamtgewicht [t] / for vehicles with permissible total weight [t]:33 (121) Baumuster / Type:952.161-163 (28)
3331 B 3335 B	04.97 - 10.02 04.97 - 10.02		Lenkstockhebel zur 1. VA / Pitman Arm to 1st FA (66) Achslast [t] / Axle Load [t]:9 (23) Trommelbremse / Drum Brake (86) Radstand [mm] / Wheelbase [mm]:3300 (76) Radstand [mm] / Wheelbase [mm]:3600 (76) Radstand [mm] / Wheelbase [mm]:3900 (76) für Fzg. mit zul. Gesamtgewicht [t] / for vehicles with permissible total weight [t]:33 (121) Baumuster / Type:953.161-163 (28)
3331, 3332 3336	04.03 - 04.03 -		Lenkstockhebel zur 1. VA / Pitman Arm to 1st FA (66) Achslast [t] / Axle Load [t]:9 (23) Trommelbremse / Drum Brake (86) Radstand [mm] / Wheelbase [mm]:4200 (76) Radstand [mm] / Wheelbase [mm]:4500 (76) für Fzg. mit zul. Gesamtgewicht [t] / for vehicles with permissible total weight [t]:33 (121) Baumuster / Type:930.162-163 (28)
3331 K 3335 K 3339 K 3332 K 3336 K	04.03 - 04.03 - 04.03 - 04.03 - 04.03 -		Lenkstockhebel zur 1. VA / Pitman Arm to 1st FA (66) Achslast [t] / Axle Load [t]:9 (23) Trommelbremse / Drum Brake (86) Radstand [mm] / Wheelbase [mm]:3300 (76) Radstand [mm] / Wheelbase [mm]:3600 (76) Radstand [mm] / Wheelbase [mm]:3900 (76) für Fzg. mit zul. Gesamtgewicht [t] / for vehicles with permissible total weight [t]:33 (121) Baumuster / Type:932.161-163 (28)
3331 S, 3332 S 3336 S	04.03 - 04.03 -		Lenkstockhebel zur 1. VA / Pitman Arm to 1st FA (66) Achslast [t] / Axle Load [t]:9 (23) Trommelbremse / Drum Brake (86) Radstand [mm] / Wheelbase [mm]:3300 (76) für Fzg. mit zul. Gesamtgewicht [t] / for vehicles with permissible total weight [t]:33 (121) Baumuster / Type:934.161 (28)



MERCEDES-BENZ











ACTROS 3231 - 3339 6x4 06.96 -

 1	Lenkstange / Centre Rod Assembly Schubstange / Push Rod einseitig verstellbar / Adjustable on one side Länge [mm] / Length [mm]:893 Konusmaß [mm] / Cone Size [mm]:32 Rohr-Ø [mm] / Pipe Ø [mm]:38 mit Zubehör / with accessories		(6) (85) (101) (69) (58) (80) (140)	25361 01 002 460 62 05  11394 04	
	3332 B 3336 B	04.03 - 04.03 -		Lenkstockhebel zur 1. VA / Pitman Arm to 1st FA (66) Achslast [t] / Axle Load [t]:9 (23) Trommelbremse / Drum Brake (86) Radstand [mm] / Wheelbase [mm]:3300 (76) Radstand [mm] / Wheelbase [mm]:3600 (76) Radstand [mm] / Wheelbase [mm]:3900 (76) für Fzg. mit zul. Gesamtgewicht [t] / for vehicles with permissible total weight [t]:33 (121) Baumuster / Type:933.161-163 (28)	
	3336 S	10.97 -		Lenkstockhebel zur 1. VA / Pitman Arm to 1st FA (66) Achslast [t] / Axle Load [t]:9 (23) Trommelbremse / Drum Brake (86) Baumuster / Type:954.161 (28)	
	3331 B 3335 B 3339 B	04.03 - 04.03 - 04.03 -		Lenkstockhebel zur 1. VA / Pitman Arm to 1st FA (66) Achslast [t] / Axle Load [t]:9 (23) Trommelbremse / Drum Brake (86) Baumuster / Type:933.161-163 (28)	



MERCEDES-BENZ

ACTROS 3231 - 3339 6x4 06.96 -

 1	Lenkstange / Centre Rod Assembly Schubstange / Push Rod einseitig verstellbar / Adjustable on one side Länge [mm] / Length [mm]:895 Konusmaß [mm] / Cone Size [mm]:28,6 Rohr-Ø [mm] / Pipe Ø [mm]:36 mit Zubehör / with accessories mit Sicherungsmutter / with lock nut	(6) (85) (101) (69) (58) (80) (140) (138)	25721 01 23077 01	002 460 46 05 
	3331 3335	04.97 - 10.02 04.97 - 10.02	 Lenkstockhebel zur 1. VA / Pitman Arm to 1st FA (66) Trommelbremse / Drum Brake (86) Radstand [mm] / Wheelbase [mm]:4200 (76) Radstand [mm] / Wheelbase [mm]:4500 (76) für Fzg. mit zul. Gesamtgewicht [t] / for vehicles with permissible total weight [t]:33 (121) Baumuster / Type:950.162-163 (28)	
	3331 S 3335 S	04.97 - 10.02 04.97 - 10.02	 Lenkstockhebel zur 1. VA / Pitman Arm to 1st FA (66) Trommelbremse / Drum Brake (86) Radstand [mm] / Wheelbase [mm]:3300 (76) für Fzg. mit zul. Gesamtgewicht [t] / for vehicles with permissible total weight [t]:33 (121) Baumuster / Type:954.161 (28)	
	3331 K 3335 K	04.97 - 10.02 04.97 - 10.02	 Lenkstockhebel zur 1. VA / Pitman Arm to 1st FA (66) Trommelbremse / Drum Brake (86) 1.VA / 1st FA (15) Radstand [mm] / Wheelbase [mm]:3300 (76) Radstand [mm] / Wheelbase [mm]:3600 (76) Radstand [mm] / Wheelbase [mm]:3900 (76) für Fzg. mit zul. Gesamtgewicht [t] / for vehicles with permissible total weight [t]:33 (121) Baumuster / Type:952.161-163 (28)	
	3331 B 3335 B	04.97 - 10.02 04.97 - 10.02	 Lenkstockhebel zur 1. VA / Pitman Arm to 1st FA (66) Trommelbremse / Drum Brake (86) Radstand [mm] / Wheelbase [mm]:3300 (76) Radstand [mm] / Wheelbase [mm]:3600 (76) Radstand [mm] / Wheelbase [mm]:3900 (76) für Fzg. mit zul. Gesamtgewicht [t] / for vehicles with permissible total weight [t]:33 (121) Baumuster / Type:953.161-163 (28)	
	3331, 3332 3336	04.03 - 04.03 -	 Lenkstockhebel zur 1. VA / Pitman Arm to 1st FA (66) Trommelbremse / Drum Brake (86) Radstand [mm] / Wheelbase [mm]:4200 (76) Radstand [mm] / Wheelbase [mm]:4500 (76) für Fzg. mit zul. Gesamtgewicht [t] / for vehicles with permissible total weight [t]:33 (121) Baumuster / Type:930.162-163 (28)	
	3332 K 3336 K	04.03 - 04.03 -	 Lenkstockhebel zur 1. VA / Pitman Arm to 1st FA (66) Trommelbremse / Drum Brake (86) Radstand [mm] / Wheelbase [mm]:3300 (76) Radstand [mm] / Wheelbase [mm]:3600 (76) Radstand [mm] / Wheelbase [mm]:3900 (76) für Fzg. mit zul. Gesamtgewicht [t] / for vehicles with permissible total weight [t]:33 (121) Baumuster / Type:932.161-163 (28)	
	3331 S, 3332 S 3336 S	04.03 - 04.03 -	 Lenkstockhebel zur 1. VA / Pitman Arm to 1st FA (66) Trommelbremse / Drum Brake (86) Radstand [mm] / Wheelbase [mm]:3300 (76) für Fzg. mit zul. Gesamtgewicht [t] / for vehicles with permissible total weight [t]:33 (121) Baumuster / Type:934.161 (28)	
	3331 K 3335 K 3339 K 3332 B 3336 B	04.03 - 04.03 - 04.03 - 04.03 - 04.03 -	 Lenkstockhebel zur 1. VA / Pitman Arm to 1st FA (66) Trommelbremse / Drum Brake (86) Radstand [mm] / Wheelbase [mm]:3300 (76) Radstand [mm] / Wheelbase [mm]:3600 (76) Radstand [mm] / Wheelbase [mm]:3900 (76) für Fzg. mit zul. Gesamtgewicht [t] / for vehicles with permissible total weight [t]:33 (121) Baumuster / Type:933.161-163 (28)	






Pos



Ref.













MERCEDES-BENZ

ACTROS 3231 - 3339		6x4	06.96 -	
 <div style="border: 1px solid black; padding: 2px; display: inline-block; margin-left: 5px;">1</div>	Lenkstange / Centre Rod Assembly Schubstange / Push Rod einseitig verstellbar / Adjustable on one side Länge [mm] / Length [mm]:895 Konusmaß [mm] / Cone Size [mm]:28,6 Rohr-Ø [mm] / Pipe Ø [mm]:36 mit Zubehör / with accessories mit Sicherungsmutter / with lock nut		(6) (85) (101) (69) (58) (80) (140) (138)	25721 01 002 460 46 05  23077 01 
	3336 S	10.97 -	 Lenkstockhebel zur 1. VA / Pitman Arm to 1st FA Trommelbremse / Drum Brake Baumuster / Type:954.161	(66) (86) (28)
	3331 B	04.03 -	 Lenkstockhebel zur 1. VA / Pitman Arm to 1st FA Trommelbremse / Drum Brake Baumuster / Type:933.161-163	(66) (86) (28)
	3335 B	04.03 -		
3339 B	04.03 -			



MERCEDES-BENZ








ACTROS 3231 - 3339 6x4 06.96 -

1	Lenkstange / Centre Rod Assembly Schubstange / Push Rod einseitig verstellbar / Adjustable on one side Länge [mm] / Length [mm]:935 Konusmaß [mm] / Cone Size [mm]:30 Konusmaß [mm] / Cone Size [mm]:32 Rohr-Ø [mm] / Pipe Ø [mm]:38 mit Zubehör / with accessories	(6)	27628 01 002 460 60 05  
3331 3335	04.97 - 10.02 04.97 - 10.02	(85) (101) (69) (58) (58) (80) (140)	 Lenkstockhebel zur 1. VA / Pitman Arm to 1st FA (66) Scheibenbremse / Disc Brake (83) Radstand [mm] / Wheelbase [mm]:4200 (76) Radstand [mm] / Wheelbase [mm]:4500 (76) für Fzg. mit zul. Gesamtgewicht [t] / for vehicles with permissible total weight [t]:33 (121) Baumuster / Type:950.162-163 (28)
3331 S 3335 S	04.97 - 10.02 04.97 - 10.02		 Lenkstockhebel zur 1. VA / Pitman Arm to 1st FA (66) Scheibenbremse / Disc Brake (83) Radstand [mm] / Wheelbase [mm]:3300 (76) für Fzg. mit zul. Gesamtgewicht [t] / for vehicles with permissible total weight [t]:33 (121) Baumuster / Type:954.161 (28)
3331 K 3335 K	04.97 - 10.02 04.97 - 10.02		 Lenkstockhebel zur 1. VA / Pitman Arm to 1st FA (66) Scheibenbremse / Disc Brake (83) 1.VA / 1st FA (15) Radstand [mm] / Wheelbase [mm]:3300 (76) Radstand [mm] / Wheelbase [mm]:3600 (76) Radstand [mm] / Wheelbase [mm]:3900 (76) für Fzg. mit zul. Gesamtgewicht [t] / for vehicles with permissible total weight [t]:33 (121) Baumuster / Type:952.161-163 (28)
3331 B 3335 B	04.97 - 10.02 04.97 - 10.02		 Lenkstockhebel zur 1. VA / Pitman Arm to 1st FA (66) Scheibenbremse / Disc Brake (83) Radstand [mm] / Wheelbase [mm]:3300 (76) Radstand [mm] / Wheelbase [mm]:3600 (76) Radstand [mm] / Wheelbase [mm]:3900 (76) für Fzg. mit zul. Gesamtgewicht [t] / for vehicles with permissible total weight [t]:33 (121) Baumuster / Type:953.161-163 (28)
3331, 3332 3336	04.03 - 04.03 -		 Lenkstockhebel zur 1. VA / Pitman Arm to 1st FA (66) Scheibenbremse / Disc Brake (83) Radstand [mm] / Wheelbase [mm]:4200 (76) Radstand [mm] / Wheelbase [mm]:4500 (76) für Fzg. mit zul. Gesamtgewicht [t] / for vehicles with permissible total weight [t]:33 (121) Baumuster / Type:930.162-163 (28)
3332 K 3336 K	04.03 - 04.03 -		 Lenkstockhebel zur 1. VA / Pitman Arm to 1st FA (66) Scheibenbremse / Disc Brake (83) Radstand [mm] / Wheelbase [mm]:3300 (76) Radstand [mm] / Wheelbase [mm]:3600 (76) Radstand [mm] / Wheelbase [mm]:3900 (76) für Fzg. mit zul. Gesamtgewicht [t] / for vehicles with permissible total weight [t]:33 (121) Baumuster / Type:932.161-163 (28)
3331 S, 3332 S	04.03 -		 Lenkstockhebel zur 1. VA / Pitman Arm to 1st FA (66) Scheibenbremse / Disc Brake (83) Radstand [mm] / Wheelbase [mm]:3600 (76) für Fzg. mit zul. Gesamtgewicht [t] / for vehicles with permissible total weight [t]:33 (121) Achsausführung / Axle Version:6x6 (19) Baumuster / Type:934.182 (28)
3336 S	04.03 -		 Lenkstockhebel zur 1. VA / Pitman Arm to 1st FA (66) Scheibenbremse / Disc Brake (83) Radstand [mm] / Wheelbase [mm]:3300 (76) für Fzg. mit zul. Gesamtgewicht [t] / for vehicles with permissible total weight [t]:33 (121) Baumuster / Type:934.161 (28)



MERCEDES-BENZ

ACTROS 3231 - 3339 6x4 06.96 -

1	Lenkstange / Centre Rod Assembly Schubstange / Push Rod einseitig verstellbar / Adjustable on one side Länge [mm] / Length [mm]:935 Konusmaß [mm] / Cone Size [mm]:30 Konusmaß [mm] / Cone Size [mm]:32 Rohr-Ø [mm] / Pipe Ø [mm]:38 mit Zubehör / with accessories	(6) (85) (101) (69) (58) (58) (80) (140)	27628 01  11394 04	002 460 60 05
	3331 K 04.03 - 3335 K 04.03 - 3339 K 04.03 - 3332 B 04.03 - 3336 B 04.03 -		 Lenkstockhebel zur 1. VA / Pitman Arm to 1st FA (66) Scheibenbremse / Disc Brake (83) Radstand [mm] / Wheelbase [mm]:3300 (76) Radstand [mm] / Wheelbase [mm]:3600 (76) Radstand [mm] / Wheelbase [mm]:3900 (76) für Fzg. mit zul. Gesamtgewicht [t] / for vehicles with permissible total weight [t]:33 (121) Baumuster / Type:933.161-163 (28)	
	3336 S 10.97 -		 Lenkstockhebel zur 1. VA / Pitman Arm to 1st FA (66) Scheibenbremse / Disc Brake (83) Baumuster / Type:954.161 (28)	
	3331 B 04.03 - 3335 B 04.03 - 3339 B 04.03 -		 Lenkstockhebel zur 1. VA / Pitman Arm to 1st FA (66) Scheibenbremse / Disc Brake (83) Baumuster / Type:933.161-163 (28)	
1	Lenkstange / Centre Rod Assembly Schubstange / Push Rod einseitig verstellbar / Adjustable on one side Länge [mm] / Length [mm]:776 Rohr-Ø [mm] / Pipe Ø [mm]:42 Konusmaß [mm] / Cone Size [mm]:28,6 mit Sicherungsmutter / with lock nut	(6) (85) (101) (69) (80) (58) (138)	36539 01  27623 01	003 460 55 05
	3333 L 07.11 - 3333 LS 07.11 - 3336 L 07.11 - 3336 LS 07.11 -		Lenkstockhebel zur 1. VA / Pitman Arm to 1st FA (66) für / for:508063 64 (102) Baumuster / Type:963.426 (28)	
6	Spurstange / Rod Assembly Führungsstange / Guide Rod beidseitig verstellbar / Adjustable on both sides Länge [mm] / Length [mm]:1735 Konusmaß [mm] / Cone Size [mm]:32 Rohr-Ø [mm] / Pipe Ø [mm]:50 mit Zubehör / with accessories	(9) (46) (100) (69) (58) (80) (140)	23988 01  11394 04 12280 04	941 330 02 03
	3331 04.97 - 10.02		Achsausführung / Axle Version:739500 (19) Baumuster / Type:950.162-163 (28)	
	3331 S 04.97 - 10.02 3335 S 04.97 - 10.02		Achsausführung / Axle Version:739500 (19) Baumuster / Type:954.161 (28)	
	3331 K 04.97 - 10.02 3335 K 04.97 - 10.02		Achsausführung / Axle Version:739500 (19) Baumuster / Type:952.161-163 (28)	
	3331 B 04.97 - 10.02 3335 B 04.97 - 10.02		Achsausführung / Axle Version:739500 (19) Baumuster / Type:953.161-163 (28)	
	3335 04.97 - 10.02		Achsausführung / Axle Version:739.500 (19) Baumuster / Type:950.162 (28)	
	3331, 3332, 3336 04.03 - 04.03 -		 Achsausführung / Axle Version:739500 (19) 1.VA / 1st FA (15) Radstand [mm] / Wheelbase [mm]:4200 (76) Radstand [mm] / Wheelbase [mm]:4500 (76) Baumuster / Type:930.162-163 (28)	
	3332 K 04.03 - 3336 K 04.03 -		Achsausführung / Axle Version:739500 (19) Baumuster / Type:932.161-163 (28)	
	3331 S, 3332 S 04.03 - 3336 S 04.03 -		Achsausführung / Axle Version:739500 (19) Baumuster / Type:934.161 (28)	
	3332 B 04.03 - 3336 B 04.03 -		Achsausführung / Axle Version:739500 (19) Baumuster / Type:933.161 (28)	
	3336 S 10.97 -		Achsausführung / Axle Version:739.500 (19) Baumuster / Type:954.161 (28)	
	3331 K 04.03 - 3335 K 04.03 - 3339 K 04.03 -		Achsausführung / Axle Version:739500 (19) für Fzg. mit zul. Gesamtgewicht [t] / for vehicles with permissible total weight [t]:33 (121) Baumuster / Type:932.161-163 (28)	






MERCEDES-BENZ

ACTROS 3231 - 3339

6x4









06.96 -

 6	Spurstange / Rod Assembly Führungsstange / Guide Rod beidseitig verstellbar / Adjustable on both sides Länge [mm] / Length [mm]:1625 Konusmaß [mm] / Cone Size [mm]:32 Rohr-Ø [mm] / Pipe Ø [mm]:52 mit Zubehör / with accessories		(9) (46) (100) (69) (58) (80) (140)	23992 01 949 330 02 03  11394 04 12280 04
	3331	04.97 - 10.02	Achsausführung / Axle Version:739570, 739411, 739560 Baumuster / Type:950.162-163	(19) (28)
3331 S 3335 S	04.97 - 10.02 04.97 - 10.02	Achsausführung / Axle Version:739570, 739411, 739560 Baumuster / Type:954.161	(19) (28)	
3331 K 3335 K	04.97 - 10.02 04.97 - 10.02	Achsausführung / Axle Version:739570, 739411, 739560 Baumuster / Type:952.161-163	(19) (28)	
3331 B 3335 B	04.97 - 10.02 04.97 - 10.02	Achsausführung / Axle Version:739570, 739411, 739560 Baumuster / Type:953.161-163	(19) (28)	
3335	04.97 - 10.02	Achsausführung / Axle Version:739.570/411/560 Baumuster / Type:950.162	(19) (28)	
3331, 3332 3336	04.03 - 04.03 -	 Achsausführung / Axle Version:739570, 739411 1.VA / 1st FA Radstand [mm] / Wheelbase [mm]:4200 Radstand [mm] / Wheelbase [mm]:4500 Baumuster / Type:930.162-163	(19) (15) (76) (76) (28)	
3332 K 3336 K	04.03 - 04.03 -	Achsausführung / Axle Version:739570, 739411 Baumuster / Type:932.161-163	(19) (28)	
3331 S, 3332 S 3336 S	04.03 - 04.03 -	Achsausführung / Axle Version:739570, 739411 Baumuster / Type:934.161	(19) (28)	
3332 B 3336 B	04.03 - 04.03 -	Achsausführung / Axle Version:739570, 739411 Baumuster / Type:933.161	(19) (28)	
3336 S	10.97 -	Achsausführung / Axle Version:739.570/411/560 Baumuster / Type:954.161	(19) (28)	
3331 K 3335 K 3339 K	04.03 - 04.03 - 04.03 -	Achsausführung / Axle Version:739570, 739411 für Fzg. mit zul. Gesamtgewicht [t] / for vehicles with permissible total weight [t]:33 Baumuster / Type:932.161-163	(19) (121) (28)	



MERCEDES-BENZ








ACTROS 3231 - 3339 6x4 06.96 -

 6	Spurstange / Rod Assembly Führungsstange / Guide Rod beidseitig verstellbar / Adjustable on both sides Länge [mm] / Length [mm]:1532 Konusmaß [mm] / Cone Size [mm]:32 Rohr-Ø [mm] / Pipe Ø [mm]:50 mit Zubehör / with accessories	(9) (46) (100) (69) (58) (80) (140)	23995 01 949 330 18 03  11394 04  12280 04	
	3331	04.97 - 10.02	Achsausführung / Axle Version:739411 für Fzg. mit zul. Gesamtgewicht [t] / for vehicles with permissible total weight [t]:33 Baumuster / Type:950.162-163	(19) (121) (28)
	3331 S 3335 S	04.97 - 10.02 04.97 - 10.02	Achsausführung / Axle Version:739411 für Fzg. mit zul. Gesamtgewicht [t] / for vehicles with permissible total weight [t]:33 Baumuster / Type:954.161	(19) (121) (28)
	3331 K 3335 K	04.97 - 10.02 04.97 - 10.02	Achsausführung / Axle Version:739411 für Fzg. mit zul. Gesamtgewicht [t] / for vehicles with permissible total weight [t]:33 Baumuster / Type:952.161-163	(19) (121) (28)
	3331 B 3335 B	04.97 - 10.02 04.97 - 10.02	Achsausführung / Axle Version:739411 für Fzg. mit zul. Gesamtgewicht [t] / for vehicles with permissible total weight [t]:33 Baumuster / Type:953.161-163	(19) (121) (28)
	3335	04.97 - 10.02	Achsausführung / Axle Version:739.411 für Fzg. mit zul. Gesamtgewicht [t] / for vehicles with permissible total weight [t]:33 Baumuster / Type:950.162	(19) (121) (28)
	3331, 3332 3336	04.03 - 04.03 -	 Achsausführung / Axle Version:739411 1.VA / 1st FA Radstand [mm] / Wheelbase [mm]:4200 Radstand [mm] / Wheelbase [mm]:4500 für Fzg. mit zul. Gesamtgewicht [t] / for vehicles with permissible total weight [t]:33 Baumuster / Type:930.162-163	(19) (15) (76) (76) (121) (28)
	3331 K 3335 K 3339 K 3332 K 3336 K	04.03 - 04.03 - 04.03 - 04.03 - 04.03 -	Achsausführung / Axle Version:739411 für Fzg. mit zul. Gesamtgewicht [t] / for vehicles with permissible total weight [t]:33 Baumuster / Type:932.161-163	(19) (121) (28)
	3331 S, 3332 S 3336 S	04.03 - 04.03 -	Achsausführung / Axle Version:739411 für Fzg. mit zul. Gesamtgewicht [t] / for vehicles with permissible total weight [t]:33 Baumuster / Type:934.161	(19) (121) (28)
	3332 B 3336 B	04.03 - 04.03 -	Achsausführung / Axle Version:739411 für Fzg. mit zul. Gesamtgewicht [t] / for vehicles with permissible total weight [t]:33 Baumuster / Type:933.161	(19) (121) (28)
	3336 S	10.97 -	Achsausführung / Axle Version:739.411 für Fzg. mit zul. Gesamtgewicht [t] / for vehicles with permissible total weight [t]:33 Baumuster / Type:954.161	(19) (121) (28)
	3331 B 3335 B 3339 B	04.03 - 04.03 - 04.03 -	Achsausführung / Axle Version:739.411 Baumuster / Type:933.162	(19) (28)
	 6	Spurstange / Rod Assembly Führungsstange / Guide Rod beidseitig verstellbar / Adjustable on both sides Länge [mm] / Length [mm]:1664 Rohr-Ø [mm] / Pipe Ø [mm]:50 Konusmaß [mm] / Cone Size [mm]:32 mit Zubehör / with accessories	(9) (46) (100) (69) (80) (58) (140)	30478 01 942 330 03 03  11394 04  12280 04
3331 K 3335 K		04.97 - 10.02 04.97 - 10.02	Achsausführung / Axle Version:739543 für Fzg. mit zul. Gesamtgewicht [t] / for vehicles with permissible total weight [t]:33 Baumuster / Type:952.161-163	(19) (121) (28)
3331 B 3335 B		04.97 - 10.02 04.97 - 10.02	Achsausführung / Axle Version:739543 für Fzg. mit zul. Gesamtgewicht [t] / for vehicles with permissible total weight [t]:33 Baumuster / Type:953.161-163	(19) (121) (28)
3335		04.97 - 10.02	Achsausführung / Axle Version:739543 für Fzg. mit zul. Gesamtgewicht [t] / for vehicles with permissible total weight [t]:33 Baumuster / Type:950.163	(19) (121) (28)



MERCEDES-BENZ

ACTROS 3231 - 3339 6x4 06.96 -

 6	Spurstange / Rod Assembly Führungsstange / Guide Rod einseitig verstellbar / Adjustable on one side Länge [mm] / Length [mm]:1685 Konusmaß [mm] / Cone Size [mm]:32 Rohr-Ø [mm] / Pipe Ø [mm]:50 mit Zubehör / with accessories	(9) (46) (101) (69) (58) (80) (140)	36540 01 960 330 01 03 21971 01 	
	3333 L 07.11 - 3333 LS 07.11 - 3336 L 07.11 - 3336 LS 07.11 -	Achsausführung / Axle Version:739.528/573/575 (19) Achslast [t] / Axle Load [t]:7,5 (23) Achslast [t] / Axle Load [t]:8 (23) Achslast [t] / Axle Load [t]:9 (23) für / for:504310 58 (102) Baumuster / Type:963.426 (28)		
 6	Spurstange / Rod Assembly Führungsstange / Guide Rod einseitig verstellbar / Adjustable on one side Länge [mm] / Length [mm]:1687 Konusmaß [mm] / Cone Size [mm]:32 Rohr-Ø [mm] / Pipe Ø [mm]:52 mit Zubehör / with accessories mit Kronenmutter / with crown nut	(9) (46) (101) (69) (58) (80) (140) (134)	37331 01 949 330 16 03 	
	3331 04.97 - 10.02	Achsausführung / Axle Version:739541 (19) Baumuster / Type:950.162-163 (28)		
	3331 S 04.97 - 10.02	Achsausführung / Axle Version:739541 (19)		
	3335 S 04.97 - 10.02	Baumuster / Type:954.161 (28)		
	3331 K 04.97 - 10.02	Achsausführung / Axle Version:739541 (19)		
	3335 K 04.97 - 10.02	Baumuster / Type:952.161-163 (28)		
	3331 B 04.97 - 10.02	Achsausführung / Axle Version:739541 (19)		
	3335 B 04.97 - 10.02	Baumuster / Type:953.161-163 (28)		
	3335 04.97 - 10.02	Achsausführung / Axle Version:739.541 (19) Baumuster / Type:950.162 (28)		
	3331, 3332 3336 04.03 - 04.03 -	 Achsausführung / Axle Version:739541 (19) 1.VA / 1st FA (15) Radstand [mm] / Wheelbase [mm]:4200 (76) Radstand [mm] / Wheelbase [mm]:4500 (76) Baumuster / Type:930.162-163 (28)		
	3332 K 04.03 -	Achsausführung / Axle Version:739541 (19)		
	3336 K 04.03 -	Baumuster / Type:932.161-163 (28)		
	3331 S, 3332 S 04.03 -	Achsausführung / Axle Version:739541 (19)		
	3336 S 04.03 -	Baumuster / Type:934.161 (28)		
	3332 B 04.03 -	Achsausführung / Axle Version:739541 (19)		
	3336 B 04.03 -	Baumuster / Type:933.161 (28)		
3336 S 10.97 -	Achsausführung / Axle Version:739.541 (19) Baumuster / Type:954.161 (28)			
3331 B 04.03 -	Achsausführung / Axle Version:739.541 (19)			
3335 B 04.03 -	Baumuster / Type:933.162 (28)			
3339 B 04.03 -				
3331 K 04.03 -	Achsausführung / Axle Version:739541 (19)			
3335 K 04.03 -	für Fzg. mit zul. Gesamtgewicht [t] / for vehicles with permissible total weight [t]:33 (121)			
3339 K 04.03 -	Baumuster / Type:932.161-163 (28)			
 6	Spurstange / Rod Assembly Führungsstange / Guide Rod einseitig verstellbar / Adjustable on one side Länge [mm] / Length [mm]:1735 Konusmaß [mm] / Cone Size [mm]:32 Rohr-Ø [mm] / Pipe Ø [mm]:52 mit Zubehör / with accessories mit Kronenmutter / with crown nut	(9) (46) (101) (69) (58) (80) (140) (134)	37332 01 942 330 00 03 	
	3331 S 04.97 - 10.02	Achsausführung / Axle Version:739550 (19)		
	3335 S 04.97 - 10.02	Baumuster / Type:954.161 (28)		
	3331 K 04.97 - 10.02	Achsausführung / Axle Version:739550 (19)		
	3335 K 04.97 - 10.02	Baumuster / Type:952.161-163 (28)		
	3331 B 04.97 - 10.02	Achsausführung / Axle Version:739550 (19)		
3335 B 04.97 - 10.02	Baumuster / Type:953.161-163 (28)			
3336 S 10.97 -	Achsausführung / Axle Version:739.550 (19) Baumuster / Type:954.161 (28)			







Pos



Ref.











MERCEDES-BENZ

ACTROS 3231 - 3339		6x4	06.96 -		
 <div style="border: 1px solid black; padding: 2px; display: inline-block;">12</div>	Lenker, Radaufhängung / Track Control Arm Längslenker / Trailing Arm Länge [mm] / Length [mm]:600 Durchmesser [mm] / Diameter [mm]:72 Bohrung-Ø [mm] / Bore Ø [mm]:24,2		(5) (70) (69) (41) (33)	37618 01 960 330 03 11 	
	3333 L 07.11 - 3336 L 07.11 -	 längs / Longitudinal für / for:539238 04 Baumuster / Type:963.026		(130) (102) (28)	
 <div style="border: 1px solid black; padding: 2px; display: inline-block;">12</div>	Lenker, Radaufhängung / Track Control Arm Längslenker / Trailing Arm Länge [mm] / Length [mm]:860 Bohrung-Ø 1 / Bohrung-Ø 2 [mm] / Bore Ø 1 / Bore Ø 2 [mm]:17/17 Lochabstand 1/Lochabstand 2 / Hole Pitch 1/ Hole Pitch 2:100/100		(5) (70) (69) (30) (67)	37619 01 960 330 01 07 	
	3333 L 07.11 - 3336 L 07.11 -	 für / for:539241 02/04 Baumuster / Type:963.026		(102) (28)	



MERCEDES-BENZ







ACTROS 3231 - 3339 6x4 06.96 -

 10	Lenker, Radaufhängung / Track Control Arm Längslenker / Trailing Arm nicht verstellbar / not adjustable Länge [mm] / Length [mm]:615 Rohr-Ø [mm] / Pipe Ø [mm]:52 Bohrung-Ø 1 / Bohrung-Ø 2 [mm] / Bore Ø 1 / Bore Ø 2 [mm]:21/21 Lochabstand 1/Lochabstand 2 / Hole Pitch 1/ Hole Pitch 2:152/152 Molekularlager / Molecular Bearing	(5) (70) (146) (69) (80) (30) (67) (71)	22989 01 © 25158 01	948 350 25 05 
	3331 3335	04.97 - 10.02 04.97 - 10.02	 Doppelachsaggregat / Tandem-axle Assembly (36) 1.HA / 1st RA (14) 2.HA / 2nd RA (16) Achsabstand [mm] / Centre Distance [mm]:1450 (18) Radstand [mm] / Wheelbase [mm]:4200 (76) Radstand [mm] / Wheelbase [mm]:4500 (76) für Fzg. mit zul. Gesamtgewicht [t] / for vehicles with permissible total weight [t]:33 (121) Baumuster / Type:950.162-163 (28)	
	3331 S 3335 S	04.97 - 10.02 04.97 - 10.02	 Doppelachsaggregat / Tandem-axle Assembly (36) 1.HA / 1st RA (14) 2.HA / 2nd RA (16) Achsabstand [mm] / Centre Distance [mm]:1450 (18) Radstand [mm] / Wheelbase [mm]:3300 (76) für Fzg. mit zul. Gesamtgewicht [t] / for vehicles with permissible total weight [t]:33 (121) Baumuster / Type:954.161 (28)	
	3331 K 3335 K	04.97 - 10.02 04.97 - 10.02	 Doppelachsaggregat / Tandem-axle Assembly (36) 1.HA / 1st RA (14) 2.HA / 2nd RA (16) Achsabstand [mm] / Centre Distance [mm]:1450 (18) Radstand [mm] / Wheelbase [mm]:3300 (76) Radstand [mm] / Wheelbase [mm]:3600 (76) Radstand [mm] / Wheelbase [mm]:3900 (76) für Fzg. mit zul. Gesamtgewicht [t] / for vehicles with permissible total weight [t]:33 (121) Baumuster / Type:952.161-163 (28)	
	3331 B 3335 B	04.97 - 10.02 04.97 - 10.02	 Doppelachsaggregat / Tandem-axle Assembly (36) 1.HA / 1st RA (14) 2.HA / 2nd RA (16) Radstand [mm] / Wheelbase [mm]:1450 (76) Radstand [mm] / Wheelbase [mm]:3300 (76) Radstand [mm] / Wheelbase [mm]:3600 (76) Radstand [mm] / Wheelbase [mm]:3900 (76) für Fzg. mit zul. Gesamtgewicht [t] / for vehicles with permissible total weight [t]:33 (121) Baumuster / Type:953.161-163 (28)	
	3331, 3332 3336	04.03 - 04.03 -	 Doppelachsaggregat / Tandem-axle Assembly (36) 1.HA / 1st RA (14) 2.HA / 2nd RA (16) Achsabstand [mm] / Centre Distance [mm]:1450 (18) Radstand [mm] / Wheelbase [mm]:4200 (76) Radstand [mm] / Wheelbase [mm]:4500 (76) für Fzg. mit zul. Gesamtgewicht [t] / for vehicles with permissible total weight [t]:33 (121) Baumuster / Type:930.162-163 (28)	
	3332 K 3336 K	04.03 - 04.03 -	 Doppelachsaggregat / Tandem-axle Assembly (36) 1.HA / 1st RA (14) 2.HA / 2nd RA (16) Achsabstand [mm] / Centre Distance [mm]:1450 (18) Radstand [mm] / Wheelbase [mm]:3300 (76) Radstand [mm] / Wheelbase [mm]:3600 (76) Radstand [mm] / Wheelbase [mm]:3900 (76) für Fzg. mit zul. Gesamtgewicht [t] / for vehicles with permissible total weight [t]:33 (121) Baumuster / Type:932.161-163 (28)	



MERCEDES-BENZ










ACTROS 3231 - 3339 6x4 06.96 -

 10	Lenker, Radaufhängung / Track Control Arm		22989 01 948 350 25 05 © 25158 01	
			(5) (70) (146) (69) (80) (30) (67) (71)	
	Längslenker / Trailing Arm nicht verstellbar / not adjustable Länge [mm] / Length [mm]:615 Rohr-Ø [mm] / Pipe Ø [mm]:52 Bohrung-Ø 1 / Bohrung-Ø 2 [mm] / Bore Ø 1 / Bore Ø 2 [mm]:21/21 Lochabstand 1/Lochabstand 2 / Hole Pitch 1/ Hole Pitch 2:152/152 Molekularlager / Molecular Bearing			
	3331 S, 3332 S 3336 S	04.03 - 04.03 -		Doppelachsaggregat / Tandem-axle Assembly (36) 1.HA / 1st RA (14) 2.HA / 2nd RA (16) Achsabstand [mm] / Centre Distance [mm]:1450 (18) Radstand [mm] / Wheelbase [mm]:3300 (76) für Fzg. mit zul. Gesamtgewicht [t] / for vehicles with permissible total weight [t]:33 (121) Baumuster / Type:934.161 (28)
	3331 K 3335 K 3339 K 3332 B 3336 B	04.03 - 04.03 - 04.03 - 04.03 - 04.03 -		Doppelachsaggregat / Tandem-axle Assembly (36) 1.HA / 1st RA (14) 2.HA / 2nd RA (16) Achsabstand [mm] / Centre Distance [mm]:1450 (18) Radstand [mm] / Wheelbase [mm]:3300 (76) Radstand [mm] / Wheelbase [mm]:3600 (76) Radstand [mm] / Wheelbase [mm]:3900 (76) für Fzg. mit zul. Gesamtgewicht [t] / for vehicles with permissible total weight [t]:33 (121) Baumuster / Type:933.161-163 (28)
3336 S	10.97 -		Doppelachsaggregat / Tandem-axle Assembly (36) 1.HA / 1st RA (14) 2.HA / 2nd RA (16) Achsabstand [mm] / Centre Distance [mm]:1450 (18) Baumuster / Type:954.161 (28)	
3331 B 3335 B 3339 B	04.03 - 04.03 - 04.03 -		Doppelachsaggregat / Tandem-axle Assembly (36) 1.HA / 1st RA (14) 2.HA / 2nd RA (16) Achsabstand [mm] / Centre Distance [mm]:1450 (18) Baumuster / Type:933.161-163 (28)	



MERCEDES-BENZ

ACTROS 3231 - 3339 6x4 06.96 -

 10	Lenker, Radaufhängung / Track Control Arm Längslenker / Trailing Arm nicht verstellbar / not adjustable Länge [mm] / Length [mm]:565 Rohr-Ø [mm] / Pipe Ø [mm]:52 Bohrung-Ø 1 / Bohrung-Ø 2 [mm] / Bore Ø 1 / Bore Ø 2 [mm]:21/21 Lochabstand 1/Lochabstand 2 / Hole Pitch 1/ Hole Pitch 2:152/152 Molekularlager / Molecular Bearing	(5) (70) (146) (69) (80) (30) (67) (71)	29461 01 948 350 24 05 © 25158 01 
	3331 04.97 - 10.02 3335 04.97 - 10.02		 Doppelachsaggregat / Tandem-axle Assembly (36) 1.HA / 1st RA (14) 2.HA / 2nd RA (16) Radstand [mm] / Wheelbase [mm]:4200 (76) Radstand [mm] / Wheelbase [mm]:4500 (76) für Fzg. mit zul. Gesamtgewicht [t] / for vehicles with permissible total weight [t]:33 (121) Baumuster / Type:950.162-163 (28)
	3331 S 04.97 - 10.02 3335 S 04.97 - 10.02		 Doppelachsaggregat / Tandem-axle Assembly (36) 1.HA / 1st RA (14) 2.HA / 2nd RA (16) Radstand [mm] / Wheelbase [mm]:3300 (76) für Fzg. mit zul. Gesamtgewicht [t] / for vehicles with permissible total weight [t]:33 (121) Baumuster / Type:954.161 (28)
	3331 K 04.97 - 10.02 3335 K 04.97 - 10.02		 Doppelachsaggregat / Tandem-axle Assembly (36) 1.HA / 1st RA (14) 2.HA / 2nd RA (16) Radstand [mm] / Wheelbase [mm]:3300 (76) Radstand [mm] / Wheelbase [mm]:3600 (76) Radstand [mm] / Wheelbase [mm]:3900 (76) für Fzg. mit zul. Gesamtgewicht [t] / for vehicles with permissible total weight [t]:33 (121) Baumuster / Type:952.161-163 (28)
	3331 B 04.97 - 10.02 3335 B 04.97 - 10.02		 Doppelachsaggregat / Tandem-axle Assembly (36) 1.HA / 1st RA (14) 2.HA / 2nd RA (16) Radstand [mm] / Wheelbase [mm]:3300 (76) Radstand [mm] / Wheelbase [mm]:3600 (76) Radstand [mm] / Wheelbase [mm]:3900 (76) für Fzg. mit zul. Gesamtgewicht [t] / for vehicles with permissible total weight [t]:33 (121) Baumuster / Type:953.161-163 (28)
	3331, 3332 04.03 - 3336 04.03 -		 Doppelachsaggregat / Tandem-axle Assembly (36) 1.HA / 1st RA (14) 2.HA / 2nd RA (16) Radstand [mm] / Wheelbase [mm]:4200 (76) Radstand [mm] / Wheelbase [mm]:4500 (76) für Fzg. mit zul. Gesamtgewicht [t] / for vehicles with permissible total weight [t]:33 (121) Baumuster / Type:930.162-163 (28)
	3332 K 04.03 - 3336 K 04.03 -		 Doppelachsaggregat / Tandem-axle Assembly (36) 1.HA / 1st RA (14) 2.HA / 2nd RA (16) Radstand [mm] / Wheelbase [mm]:3300 (76) Radstand [mm] / Wheelbase [mm]:3600 (76) Radstand [mm] / Wheelbase [mm]:3900 (76) für Fzg. mit zul. Gesamtgewicht [t] / for vehicles with permissible total weight [t]:33 (121) Baumuster / Type:932.161-163 (28)
	3331 S, 3332 S 04.03 - 3336 S 04.03 -		 Doppelachsaggregat / Tandem-axle Assembly (36) 1.HA / 1st RA (14) 2.HA / 2nd RA (16) Radstand [mm] / Wheelbase [mm]:3300 (76) für Fzg. mit zul. Gesamtgewicht [t] / for vehicles with permissible total weight [t]:33 (121) Baumuster / Type:934.161 (28)

Pos








Ref.



MERCEDES-BENZ

ACTROS 3231 - 3339 6x4 06.96 -

 10	Lenker, Radaufhängung / Track Control Arm		(5) (70) (146) (69) (80) (30) (67) (71)	29461 01 948 350 24 05 © 25158 01	
	Längslenker / Trailing Arm nicht verstellbar / not adjustable Länge [mm] / Length [mm]:565 Rohr-Ø [mm] / Pipe Ø [mm]:52 Bohrung-Ø 1 / Bohrung-Ø 2 [mm] / Bore Ø 1 / Bore Ø 2 [mm]:21/21 Lochabstand 1/Lochabstand 2 / Hole Pitch 1/ Hole Pitch 2:152/152 Molekularlager / Molecular Bearing				
	3331 K 3335 K 3339 K 3332 B 3336 B	04.03 - 04.03 - 04.03 - 04.03 - 04.03 -		Doppelachsaggregat / Tandem-axle Assembly 1.HA / 1st RA 2.HA / 2nd RA Radstand [mm] / Wheelbase [mm]:3300 Radstand [mm] / Wheelbase [mm]:3600 Radstand [mm] / Wheelbase [mm]:3900 für Fzg. mit zul. Gesamtgewicht [t] / for vehicles with permissible total weight [t]:33 Baumuster / Type:933.161-163	(36) (14) (16) (76) (76) (76) (121) (28)
	3336 S	10.97 -		Doppelachsaggregat / Tandem-axle Assembly 1.HA / 1st RA 2.HA / 2nd RA Baumuster / Type:954.161	(36) (14) (16) (28)
3331 B 3335 B 3339 B	04.03 - 04.03 - 04.03 -		Doppelachsaggregat / Tandem-axle Assembly 1.HA / 1st RA 2.HA / 2nd RA Baumuster / Type:933.161-163	(36) (14) (16) (28)	










MERCEDES-BENZ

ACTROS 3231 - 3339

6x4








06.96 -

 8	Lenker, Radaufhängung / Track Control Arm Dreieckslenker (Nfz) / Wishbone (CV) Länge [mm] / Length [mm]:622 Lochabstand 1/Lochabstand 2 / Hole Pitch 1/ Hole Pitch 2:152/130/130 Bohrung-Ø 1 / Bohrung-Ø 2 [mm] / Bore Ø 1 / Bore Ø 2 [mm]:25/25/25 Rohr-Ø [mm] / Pipe Ø [mm]:46 Molekularlager / Molecular Bearing	(5) (38) (69) (67) (30) (80) (71)	23069 02 © 30590 01 © 30589 01	948 350 30 05 
	3331 3335	04.97 - 10.02 04.97 - 10.02	 Doppelachsaggregat / Tandem-axle Assembly Achsausführung / Axle Version:2x10t, 2x13t 1.HA / 1st RA 2.HA / 2nd RA Scheibenbremse / Disc Brake Radstand [mm] / Wheelbase [mm]:3900 Radstand [mm] / Wheelbase [mm]:4200 Radstand [mm] / Wheelbase [mm]:4500 für Fzg. mit zul. Gesamtgewicht [t] / for vehicles with permissible total weight [t]:33 Baumuster / Type:950.161-163	(36) (19) (14) (16) (83) (76) (76) (76) (121) (28)
	3331 S 3335 S	04.97 - 10.02 04.97 - 10.02	 Doppelachsaggregat / Tandem-axle Assembly Achsausführung / Axle Version:2x10t, 2x13t 1.HA / 1st RA 2.HA / 2nd RA Scheibenbremse / Disc Brake Radstand [mm] / Wheelbase [mm]:3300 Radstand [mm] / Wheelbase [mm]:3600 Radstand [mm] / Wheelbase [mm]:3900 für Fzg. mit zul. Gesamtgewicht [t] / for vehicles with permissible total weight [t]:33 Baumuster / Type:954.161-163	(36) (19) (14) (16) (83) (76) (76) (76) (121) (28)
	3331 K 3335 K	04.97 - 10.02 04.97 - 10.02	 Doppelachsaggregat / Tandem-axle Assembly Achsausführung / Axle Version:2x10t, 2x13t 1.HA / 1st RA 2.HA / 2nd RA Scheibenbremse / Disc Brake Radstand [mm] / Wheelbase [mm]:3300 Radstand [mm] / Wheelbase [mm]:3600 Radstand [mm] / Wheelbase [mm]:3900 für Fzg. mit zul. Gesamtgewicht [t] / for vehicles with permissible total weight [t]:33 Baumuster / Type:952.161-163	(36) (19) (14) (16) (83) (76) (76) (76) (121) (28)
	3331 B 3335 B	04.97 - 10.02 04.97 - 10.02	 Doppelachsaggregat / Tandem-axle Assembly Achsausführung / Axle Version:2x10t, 2x13t 1.HA / 1st RA 2.HA / 2nd RA Scheibenbremse / Disc Brake Radstand [mm] / Wheelbase [mm]:3300 Radstand [mm] / Wheelbase [mm]:3600 Radstand [mm] / Wheelbase [mm]:3900 für Fzg. mit zul. Gesamtgewicht [t] / for vehicles with permissible total weight [t]:33 Baumuster / Type:953.161-163	(36) (19) (14) (16) (83) (76) (76) (76) (121) (28)
	3331, 3332 3336	04.03 - 04.03 -	 Doppelachsaggregat / Tandem-axle Assembly Achsausführung / Axle Version:2x10t, 2x13t 1.HA / 1st RA 2.HA / 2nd RA Scheibenbremse / Disc Brake Radstand [mm] / Wheelbase [mm]:3900 Radstand [mm] / Wheelbase [mm]:4200 Radstand [mm] / Wheelbase [mm]:4500 für Fzg. mit zul. Gesamtgewicht [t] / for vehicles with permissible total weight [t]:33 Baumuster / Type:930.161-163	(36) (19) (14) (16) (83) (76) (76) (76) (121) (28)



MERCEDES-BENZ

ACTROS 3231 - 3339 6x4 06.96 -

 8	Lenker, Radaufhängung / Track Control Arm Dreieckslenker (Nfz) / Wishbone (CV) Länge [mm] / Length [mm]:622 Lochabstand 1/Lochabstand 2 / Hole Pitch 1/ Hole Pitch 2:152/130/130 Bohrung-Ø 1 / Bohrung-Ø 2 [mm] / Bore Ø 1 / Bore Ø 2 [mm]:25/25/25 Rohr-Ø [mm] / Pipe Ø [mm]:46 Molekularlager / Molecular Bearing	(5) (38) (69) (67) (30) (80) (71)	23069 02 948 350 30 05 © 30590 01 © 30589 01	
	3331 K 04.03 - 3335 K 04.03 - 3339 K 04.03 - 3332 K 04.03 - 3336 K 04.03 -	 Doppelachsaggregat / Tandem-axle Assembly (36) Achsausführung / Axle Version:2x10t, 2x13t (19) 1.HA / 1st RA (14) 2.HA / 2nd RA (16) Scheibenbremse / Disc Brake (83) Radstand [mm] / Wheelbase [mm]:3300 (76) Radstand [mm] / Wheelbase [mm]:3600 (76) Radstand [mm] / Wheelbase [mm]:3900 (76) für Fzg. mit zul. Gesamtgewicht [t] / for vehicles with permissible total weight [t]:33 (121) Baumuster / Type:932.161-163 (28)		
	3331 S, 3332 S 04.03 - 3336 S 04.03 -	 Doppelachsaggregat / Tandem-axle Assembly (36) Achsausführung / Axle Version:2x10t, 2x13t (19) 1.HA / 1st RA (14) 2.HA / 2nd RA (16) Scheibenbremse / Disc Brake (83) Radstand [mm] / Wheelbase [mm]:3300 (76) Radstand [mm] / Wheelbase [mm]:3600 (76) Radstand [mm] / Wheelbase [mm]:3900 (76) für Fzg. mit zul. Gesamtgewicht [t] / for vehicles with permissible total weight [t]:33 (121) Baumuster / Type:934.161-163 (28)		
	3332 B 04.03 - 3336 B 04.03 -	 Doppelachsaggregat / Tandem-axle Assembly (36) Achsausführung / Axle Version:2x10t, 2x13t (19) 1.HA / 1st RA (14) 2.HA / 2nd RA (16) Scheibenbremse / Disc Brake (83) Radstand [mm] / Wheelbase [mm]:3300 (76) Radstand [mm] / Wheelbase [mm]:3600 (76) Radstand [mm] / Wheelbase [mm]:3900 (76) für Fzg. mit zul. Gesamtgewicht [t] / for vehicles with permissible total weight [t]:33 (121) Baumuster / Type:933.161-163 (28)		
	3336 S 10.97 -	 Doppelachsaggregat / Tandem-axle Assembly (36) Achsausführung / Axle Version:2x10t, 2x13t (19) 1.HA / 1st RA (14) 2.HA / 2nd RA (16) Scheibenbremse / Disc Brake (83) Baumuster / Type:954.161 (28)		
	3331 B 04.03 - 3335 B 04.03 - 3339 B 04.03 -	 Doppelachsaggregat / Tandem-axle Assembly (36) Achsausführung / Axle Version:2x10t, 2x13t (19) 1.HA / 1st RA (14) 2.HA / 2nd RA (16) Scheibenbremse / Disc Brake (83) Baumuster / Type:933.161-163 (28)		










MERCEDES-BENZ

ACTROS 3231 - 3339

6x4








06.96 -

 8	Lenker, Radaufhängung / Track Control Arm Dreieckslenker (Nfz) / Wishbone (CV) Länge [mm] / Length [mm]:667 Lochabstand 1/Lochabstand 2 / Hole Pitch 1/ Hole Pitch 2:152/130/130 Bohrung-Ø 1 / Bohrung-Ø 2 [mm] / Bore Ø 1 / Bore Ø 2 [mm]:25/23/23 Rohr-Ø [mm] / Pipe Ø [mm]:60 Molekularlager / Molecular Bearing	(5) (38) (69) (67) (30) (80) (71)	25314 01 © 28706 01 © 28705 01	948 350 23 05 
	3331 3335	04.97 - 10.02 04.97 - 10.02	 Doppelachsaggregat / Tandem-axle Assembly (36) Achsausführung / Axle Version:2x18t (19) 1.HA / 1st RA (14) 2.HA / 2nd RA (16) Scheibenbremse / Disc Brake (83) Radstand [mm] / Wheelbase [mm]:4200 (76) Radstand [mm] / Wheelbase [mm]:4500 (76) für Fzg. mit zul. Gesamtgewicht [t] / for vehicles with permissible total weight [t]:33 (121) Baumuster / Type:950.162-163 (28)	
	3331 S 3335 S	04.97 - 10.02 04.97 - 10.02	 Doppelachsaggregat / Tandem-axle Assembly (36) Achsausführung / Axle Version:2x18t (19) 1.HA / 1st RA (14) 2.HA / 2nd RA (16) Scheibenbremse / Disc Brake (83) Radstand [mm] / Wheelbase [mm]:3300 (76) für Fzg. mit zul. Gesamtgewicht [t] / for vehicles with permissible total weight [t]:33 (121) Baumuster / Type:954.161 (28)	
	3331 K 3335 K	04.97 - 10.02 04.97 - 10.02	 Doppelachsaggregat / Tandem-axle Assembly (36) Achsausführung / Axle Version:2x18t (19) 1.HA / 1st RA (14) 2.HA / 2nd RA (16) Scheibenbremse / Disc Brake (83) Radstand [mm] / Wheelbase [mm]:3300 (76) Radstand [mm] / Wheelbase [mm]:3600 (76) Radstand [mm] / Wheelbase [mm]:3900 (76) für Fzg. mit zul. Gesamtgewicht [t] / for vehicles with permissible total weight [t]:33 (121) Baumuster / Type:952.161-163 (28)	
	3331 B 3335 B	04.97 - 10.02 04.97 - 10.02	 Doppelachsaggregat / Tandem-axle Assembly (36) Achsausführung / Axle Version:2x18t (19) 1.HA / 1st RA (14) 2.HA / 2nd RA (16) Scheibenbremse / Disc Brake (83) Radstand [mm] / Wheelbase [mm]:3300 (76) Radstand [mm] / Wheelbase [mm]:3600 (76) Radstand [mm] / Wheelbase [mm]:3900 (76) für Fzg. mit zul. Gesamtgewicht [t] / for vehicles with permissible total weight [t]:33 (121) Baumuster / Type:953.161-163 (28)	
	3331, 3332 3336	04.03 - 04.03 -	 Doppelachsaggregat / Tandem-axle Assembly (36) Achsausführung / Axle Version:2x18t (19) 1.HA / 1st RA (14) 2.HA / 2nd RA (16) Scheibenbremse / Disc Brake (83) Radstand [mm] / Wheelbase [mm]:4200 (76) Radstand [mm] / Wheelbase [mm]:4500 (76) für Fzg. mit zul. Gesamtgewicht [t] / for vehicles with permissible total weight [t]:33 (121) Baumuster / Type:930.162-163 (28)	



MERCEDES-BENZ

ACTROS 3231 - 3339 6x4 06.96 -

 8	Lenker, Radaufhängung / Track Control Arm Dreieckslenker (Nfz) / Wishbone (CV) Länge [mm] / Length [mm]:667 Lochabstand 1/Lochabstand 2 / Hole Pitch 1/ Hole Pitch 2:152/130/130 Bohrung-Ø 1 / Bohrung-Ø 2 [mm] / Bore Ø 1 / Bore Ø 2 [mm]:25/23/23 Rohr-Ø [mm] / Pipe Ø [mm]:60 Molekularlager / Molecular Bearing	(5) (38) (69) (67) (30) (80) (71)	25314 01 28706 01 28705 01	948 350 23 05 
	3331 K 04.03 - 3335 K 04.03 - 3339 K 04.03 - 3332 K 04.03 - 3336 K 04.03 -	 Doppelachsaggregat / Tandem-axle Assembly (36) Achsausführung / Axle Version:2x18t (19) 1.HA / 1st RA (14) 2.HA / 2nd RA (16) Scheibenbremse / Disc Brake (83) Radstand [mm] / Wheelbase [mm]:3300 (76) Radstand [mm] / Wheelbase [mm]:3600 (76) Radstand [mm] / Wheelbase [mm]:3900 (76) für Fzg. mit zul. Gesamtgewicht [t] / for vehicles with permissible total weight [t]:33 (121) Baumuster / Type:932.161-163 (28)		
	3331 S, 3332 S 04.03 - 3336 S 04.03 -	 Doppelachsaggregat / Tandem-axle Assembly (36) Achsausführung / Axle Version:2x18t (19) 1.HA / 1st RA (14) 2.HA / 2nd RA (16) Scheibenbremse / Disc Brake (83) Radstand [mm] / Wheelbase [mm]:3300 (76) für Fzg. mit zul. Gesamtgewicht [t] / for vehicles with permissible total weight [t]:33 (121) Baumuster / Type:934.161 (28)		
	3332 B 04.03 - 3336 B 04.03 -	 Doppelachsaggregat / Tandem-axle Assembly (36) Achsausführung / Axle Version:2x18t (19) 1.HA / 1st RA (14) 2.HA / 2nd RA (16) Scheibenbremse / Disc Brake (83) Radstand [mm] / Wheelbase [mm]:3300 (76) Radstand [mm] / Wheelbase [mm]:3600 (76) Radstand [mm] / Wheelbase [mm]:3900 (76) für Fzg. mit zul. Gesamtgewicht [t] / for vehicles with permissible total weight [t]:33 (121) Baumuster / Type:933.161-163 (28)		
	3336 S 10.97 -	 Doppelachsaggregat / Tandem-axle Assembly (36) Achsausführung / Axle Version:2x18t (19) 1.HA / 1st RA (14) 2.HA / 2nd RA (16) Scheibenbremse / Disc Brake (83) Baumuster / Type:954.161 (28)		
	3331 B 04.03 - 3335 B 04.03 - 3339 B 04.03 -	 Doppelachsaggregat / Tandem-axle Assembly (36) Achsausführung / Axle Version:2x18t (19) 1.HA / 1st RA (14) 2.HA / 2nd RA (16) Scheibenbremse / Disc Brake (83) Baumuster / Type:933.161-163 (28)		










MERCEDES-BENZ

ACTROS 3231 - 3339

6x4

06.96 -

 8	Lenker, Radaufhängung / Track Control Arm Dreieckslenker (Nfz) / Wishbone (CV) Länge [mm] / Length [mm]:621,5 Rohr-Ø [mm] / Pipe Ø [mm]:60 Bohrung-Ø 1 / Bohrung-Ø 2 [mm] / Bore Ø 1 / Bore Ø 2 [mm]:25/23/23 Lochabstand 1/Lochabstand 2 / Hole Pitch 1/ Hole Pitch 2:152/130/130 Molekularlager / Molecular Bearing	(5) (38) (69) (80) (30) (67) (71)	26031 01 © 28706 01 © 28705 01	948 350 22 05	
	3331 3335	04.97 - 10.02 04.97 - 10.02		Doppelachsaggregat / Tandem-axle Assembly Achsausführung / Axle Version:2x16t 1.HA / 1st RA 2.HA / 2nd RA Scheibenbremse / Disc Brake Radstand [mm] / Wheelbase [mm]:4200 Radstand [mm] / Wheelbase [mm]:4500 für Fzg. mit zul. Gesamtgewicht [t] / for vehicles with permissible total weight [t]:33 Baumuster / Type:950.162-163	(36) (19) (14) (16) (83) (76) (76) (121) (28)
	3331 S 3335 S	04.97 - 10.02 04.97 - 10.02		Doppelachsaggregat / Tandem-axle Assembly Achsausführung / Axle Version:2x16t 1.HA / 1st RA 2.HA / 2nd RA Scheibenbremse / Disc Brake Radstand [mm] / Wheelbase [mm]:3300 für Fzg. mit zul. Gesamtgewicht [t] / for vehicles with permissible total weight [t]:33 Baumuster / Type:954.161	(36) (19) (14) (16) (83) (76) (121) (28)
	3331 K 3335 K	04.97 - 10.02 04.97 - 10.02		Doppelachsaggregat / Tandem-axle Assembly Achsausführung / Axle Version:2x16t 1.HA / 1st RA 2.HA / 2nd RA Scheibenbremse / Disc Brake Radstand [mm] / Wheelbase [mm]:3300 Radstand [mm] / Wheelbase [mm]:3600 Radstand [mm] / Wheelbase [mm]:3900 für Fzg. mit zul. Gesamtgewicht [t] / for vehicles with permissible total weight [t]:33 Baumuster / Type:952.161-163	(36) (19) (14) (16) (83) (76) (76) (76) (121) (28)
	3331 B 3335 B	04.97 - 10.02 04.97 - 10.02		Doppelachsaggregat / Tandem-axle Assembly Achsausführung / Axle Version:2x16t 1.HA / 1st RA 2.HA / 2nd RA Scheibenbremse / Disc Brake Radstand [mm] / Wheelbase [mm]:3300 Radstand [mm] / Wheelbase [mm]:3600 Radstand [mm] / Wheelbase [mm]:3900 für Fzg. mit zul. Gesamtgewicht [t] / for vehicles with permissible total weight [t]:33 Baumuster / Type:953.161-163	(36) (19) (14) (16) (83) (76) (76) (76) (121) (28)
	3331, 3332 3336	04.03 - 04.03 -		Doppelachsaggregat / Tandem-axle Assembly Achsausführung / Axle Version:2x16t 1.HA / 1st RA 2.HA / 2nd RA Scheibenbremse / Disc Brake Radstand [mm] / Wheelbase [mm]:4200 Radstand [mm] / Wheelbase [mm]:4500 für Fzg. mit zul. Gesamtgewicht [t] / for vehicles with permissible total weight [t]:33 Baumuster / Type:930.162-163	(36) (19) (14) (16) (83) (76) (76) (121) (28)










MERCEDES-BENZ

ACTROS 3231 - 3339

6x4








06.96 -

 8	Lenker, Radaufhängung / Track Control Arm Dreieckslenker (Nfz) / Wishbone (CV) Länge [mm] / Length [mm]:621,5 Rohr-Ø [mm] / Pipe Ø [mm]:60 Bohrung-Ø 1 / Bohrung-Ø 2 [mm] / Bore Ø 1 / Bore Ø 2 [mm]:25/23/23 Lochabstand 1/Lochabstand 2 / Hole Pitch 1/ Hole Pitch 2:152/130/130 Molekularlager / Molecular Bearing	(5) (38) (69) (80) (30) (67) (71)	33736 01 948 350 27 05 © 28706 01 © 28705 01	
	3331, 3332 3336	04.03 - 04.03 -	 Doppelachsaggregat / Tandem-axle Assembly (36) Achsausführung / Axle Version:2x16t (19) 1.HA / 1st RA (14) 2.HA / 2nd RA (16) Trommelbremse / Drum Brake (86) Radstand [mm] / Wheelbase [mm]:4200 (76) Radstand [mm] / Wheelbase [mm]:4500 (76) für Fzg. mit zul. Gesamtgewicht [t] / for vehicles with permissible total weight [t]:33 (121) Baumuster / Type:930.162-163 (28)	
	3331 K 3335 K 3339 K 3332 K 3336 K	04.03 - 04.03 - 04.03 - 04.03 - 04.03 -	 Doppelachsaggregat / Tandem-axle Assembly (36) Achsausführung / Axle Version:2x16t (19) 1.HA / 1st RA (14) 2.HA / 2nd RA (16) Trommelbremse / Drum Brake (86) Radstand [mm] / Wheelbase [mm]:3300 (76) Radstand [mm] / Wheelbase [mm]:3600 (76) Radstand [mm] / Wheelbase [mm]:3900 (76) für Fzg. mit zul. Gesamtgewicht [t] / for vehicles with permissible total weight [t]:33 (121) Baumuster / Type:932.161-163 (28)	
	3331 S, 3332 S 3336 S	04.03 - 04.03 -	 Doppelachsaggregat / Tandem-axle Assembly (36) Achsausführung / Axle Version:2x16t (19) 1.HA / 1st RA (14) 2.HA / 2nd RA (16) Trommelbremse / Drum Brake (86) Radstand [mm] / Wheelbase [mm]:3300 (76) für Fzg. mit zul. Gesamtgewicht [t] / for vehicles with permissible total weight [t]:33 (121) Baumuster / Type:934.161 (28)	
	3332 B 3336 B	04.03 - 04.03 -	 Doppelachsaggregat / Tandem-axle Assembly (36) Achsausführung / Axle Version:2x16t (19) 1.HA / 1st RA (14) 2.HA / 2nd RA (16) Trommelbremse / Drum Brake (86) Radstand [mm] / Wheelbase [mm]:3300 (76) Radstand [mm] / Wheelbase [mm]:3600 (76) Radstand [mm] / Wheelbase [mm]:3900 (76) für Fzg. mit zul. Gesamtgewicht [t] / for vehicles with permissible total weight [t]:33 (121) Baumuster / Type:933.161-163 (28)	
	3331 B 3335 B 3339 B	04.03 - 04.03 - 04.03 -	 Doppelachsaggregat / Tandem-axle Assembly (36) Achsausführung / Axle Version:2x16t (19) 1.HA / 1st RA (14) 2.HA / 2nd RA (16) Trommelbremse / Drum Brake (86) Baumuster / Type:933.161-163 (28)	



MERCEDES-BENZ

ACTROS 3231 - 3339 6x4 06.96 -

 8	Lenker, Radaufhängung / Track Control Arm Dreieckslenker (Nfz) / Wishbone (CV) Länge [mm] / Length [mm]:622 Rohr-Ø [mm] / Pipe Ø [mm]:46 Bohrung-Ø 1 / Bohrung-Ø 2 [mm] / Bore Ø 1 / Bore Ø 2 [mm]:25/25/25 Lochabstand 1/Lochabstand 2 / Hole Pitch 1/ Hole Pitch 2:152/130/130 Molekularlager / Molecular Bearing	(5) (38) (69) (80) (30) (67) (71)	33738 01 © 30589 01 © 30590 01	948 350 29 05 
	3331, 3332 3336	04.03 - 04.03 -	 Doppelachsaggregat / Tandem-axle Assembly (36) Achsausführung / Axle Version:2x13t (19) Trommelbremse / Drum Brake (86) 1.HA / 1st RA (14) 2.HA / 2nd RA (16) Radstand [mm] / Wheelbase [mm]:3900 (76) Radstand [mm] / Wheelbase [mm]:4200 (76) Radstand [mm] / Wheelbase [mm]:4500 (76) für Fzg. mit zul. Gesamtgewicht [t] / for vehicles with permissible total weight [t]:33 (121) Baumuster / Type:930.161-163 (28)	
	3332 K 3336 K	04.03 - 04.03 -	 Doppelachsaggregat / Tandem-axle Assembly (36) Achsausführung / Axle Version:2x13t (19) Trommelbremse / Drum Brake (86) 1.HA / 1st RA (14) 2.HA / 2nd RA (16) Radstand [mm] / Wheelbase [mm]:3300 (76) Radstand [mm] / Wheelbase [mm]:3600 (76) Radstand [mm] / Wheelbase [mm]:3900 (76) für Fzg. mit zul. Gesamtgewicht [t] / for vehicles with permissible total weight [t]:33 (121) Baumuster / Type:932.161-163 (28)	
	3331 S, 3332 S 3336 S	04.03 - 04.03 -	 Doppelachsaggregat / Tandem-axle Assembly (36) Achsausführung / Axle Version:2x13t (19) 1.HA / 1st RA (14) 2.HA / 2nd RA (16) Trommelbremse / Drum Brake (86) Radstand [mm] / Wheelbase [mm]:3300 (76) für Fzg. mit zul. Gesamtgewicht [t] / for vehicles with permissible total weight [t]:33 (121) Baumuster / Type:934.161 (28)	
	3331 K 3335 K 3339 K 3332 B 3336 B	04.03 - 04.03 - 04.03 - 04.03 - 04.03 -	 Doppelachsaggregat / Tandem-axle Assembly (36) Achsausführung / Axle Version:2x13t (19) Trommelbremse / Drum Brake (86) 1.HA / 1st RA (14) 2.HA / 2nd RA (16) Radstand [mm] / Wheelbase [mm]:3300 (76) Radstand [mm] / Wheelbase [mm]:3600 (76) Radstand [mm] / Wheelbase [mm]:3900 (76) für Fzg. mit zul. Gesamtgewicht [t] / for vehicles with permissible total weight [t]:33 (121) Baumuster / Type:933.161-163 (28)	
	3331 B 3335 B 3339 B	04.03 - 04.03 - 04.03 -	 Doppelachsaggregat / Tandem-axle Assembly (36) Achsausführung / Axle Version:2x13t (19) Trommelbremse / Drum Brake (86) 1.HA / 1st RA (14) 2.HA / 2nd RA (16) Baumuster / Type:933.161-163 (28)	




MERCEDES-BENZ

ACTROS 3231 - 3339

6x4








06.96 -

	<p>Kugelkopf, Schaltgestänge Ball Head, gearshift linkage Länge [mm] / Length [mm]:55 Konusmaß [mm] / Cone Size [mm]:12 Aussengewinde [mm] / Outer Thread [mm]:M14x1,5 mit Rechtsgewinde / with right-hand thread</p>	<p>(3) (69) (58) (27) (137)</p>	<p>22721 01 000 268 59 89</p> 
	<p>3331 3331 B 3331 K 3331 S 3335 3335 B 3335 K 3335 S 3336 S</p>	<p>04.97 - 10.02 04.97 - 10.02 04.97 - 10.02 04.97 - 10.02 04.97 - 10.02 04.97 - 10.02 04.97 - 10.02 04.97 - 10.02 10.97 -</p>	



MERCEDES-BENZ

ACTROS 3231 - 3339 6x6 06.96 -

 <div style="border: 1px solid black; padding: 2px; display: inline-block;">1</div>	Lenkstange / Centre Rod Assembly Schubstange / Push Rod einseitig verstellbar / Adjustable on one side Länge [mm] / Length [mm]:888 Konusmaß [mm] / Cone Size [mm]:30 Rohr-Ø [mm] / Pipe Ø [mm]:38 mit Zubehör / with accessories	(6) (85) (101) (69) (58) (80) (140)	23476 01 001 460 07 05  11505 03 
	3331 A	04.97 - 10.02	 Lenkstockhebel zur 1. VA / Pitman Arm to 1st FA (66) Trommelbremse / Drum Brake (86) Radstand [mm] / Wheelbase [mm]:4200 (76) Radstand [mm] / Wheelbase [mm]:4500 (76) für Fzg. mit zul. Gesamtgewicht [t] / for vehicles with permissible total weight [t]:33 (121) Baumuster / Type:950.182-183 (28)
	3331 AS	04.97 - 10.02	 Lenkstockhebel zur 1. VA / Pitman Arm to 1st FA (66) 1.VA / 1st FA (15) Trommelbremse / Drum Brake (86) Radstand [mm] / Wheelbase [mm]:3600 (76) für Fzg. mit zul. Gesamtgewicht [t] / for vehicles with permissible total weight [t]:33 (121) Baumuster / Type:954.182 (28)
	3331 AK	04.97 - 10.02	 Lenkstockhebel zur 1. VA / Pitman Arm to 1st FA (66) Trommelbremse / Drum Brake (86) 1.VA / 1st FA (15) Radstand [mm] / Wheelbase [mm]:3600 (76) Radstand [mm] / Wheelbase [mm]:3900 (76) für Fzg. mit zul. Gesamtgewicht [t] / for vehicles with permissible total weight [t]:33 (121) Baumuster / Type:952.182-183 (28)
	3335 AK	10.97 - 10.03	 Lenkstockhebel zur 1. VA / Pitman Arm to 1st FA (66) Trommelbremse / Drum Brake (86) 1.VA / 1st FA (15) Baumuster / Type:952.182-183 (28)













MERCEDES-BENZ

ACTROS 3231 - 3339

6x6

06.96 -

 1	Lenkstange / Centre Rod Assembly Schubstange / Push Rod einseitig verstellbar / Adjustable on one side Länge [mm] / Length [mm]:893 Konusmaß [mm] / Cone Size [mm]:32 Rohr-Ø [mm] / Pipe Ø [mm]:38 mit Zubehör / with accessories	(6) (85) (101) (69) (58) (80) (140)	25361 01 002 460 62 05  11394 04
	3331 A	04.97 - 10.02	 Lenkstockhebel zur 1. VA / Pitman Arm to 1st FA (66) Achslast [t] / Axle Load [t]:9 (23) Trommelbremse / Drum Brake (86) Radstand [mm] / Wheelbase [mm]:4200 (76) Radstand [mm] / Wheelbase [mm]:4500 (76) für Fzg. mit zul. Gesamtgewicht [t] / for vehicles with permissible total weight [t]:33 (121) Baumuster / Type:950.182-183 (28)
	3331 AK	04.97 - 10.02	 Lenkstockhebel zur 1. VA / Pitman Arm to 1st FA (66) Achslast VA ab [kg] / Axle Load FA from [kg]:9000 (20) Achslast VA bis [kg] / Axle Load FA to [kg]:9000 (21) Trommelbremse / Drum Brake (86) 1.VA / 1st FA (15) Radstand [mm] / Wheelbase [mm]:3600 (76) Radstand [mm] / Wheelbase [mm]:3900 (76) für Fzg. mit zul. Gesamtgewicht [t] / for vehicles with permissible total weight [t]:33 (121) Baumuster / Type:952.182-183 (28)
	3331 A, 3332 A 3336 A	04.03 - 04.03 -	 Lenkstockhebel zur 1. VA / Pitman Arm to 1st FA (66) Achslast [t] / Axle Load [t]:9 (23) Trommelbremse / Drum Brake (86) Radstand [mm] / Wheelbase [mm]:4200 (76) Radstand [mm] / Wheelbase [mm]:4500 (76) für Fzg. mit zul. Gesamtgewicht [t] / for vehicles with permissible total weight [t]:33 (121) Baumuster / Type:930.182-183 (28)
	3331 AK, 3332 AK 3332 AK 3336 AK	04.03 - 04.03 - 04.03 -	 Lenkstockhebel zur 1. VA / Pitman Arm to 1st FA (66) Achslast [t] / Axle Load [t]:9 (23) Trommelbremse / Drum Brake (86) Radstand [mm] / Wheelbase [mm]:3300 (76) Radstand [mm] / Wheelbase [mm]:3600 (76) für Fzg. mit zul. Gesamtgewicht [t] / for vehicles with permissible total weight [t]:33 (121) Baumuster / Type:932.182-183 (28)
	3332 AS 3336 AS	04.03 - 04.03 -	 Lenkstockhebel zur 1. VA / Pitman Arm to 1st FA (66) Achslast [t] / Axle Load [t]:9 (23) Trommelbremse / Drum Brake (86) Radstand [mm] / Wheelbase [mm]:3600 (76) für Fzg. mit zul. Gesamtgewicht [t] / for vehicles with permissible total weight [t]:33 (121) Baumuster / Type:934.182 (28)
	3339 AK 3332 AKE	04.03 - 04.03 -	 Lenkstockhebel zur 1. VA / Pitman Arm to 1st FA (66) Antriebsachse / Drive Axle (25) Achslast [t] / Axle Load [t]:9,0 (23) Achsausführung / Axle Version:VL5, VL4 (19) Trommelbremse / Drum Brake (86) Baumuster / Type:932.182-183 (28)
	3336 AKE	04.03 -	 Lenkstockhebel zur 1. VA / Pitman Arm to 1st FA (66) Antriebsachse / Drive Axle (25) Achslast [t] / Axle Load [t]:9,0 (23) Achsausführung / Axle Version:VL5, VL4 (19) Trommelbremse / Drum Brake (86) Baumuster / Type:932.182-183 (28)
	3336 AKE	04.03 -	 Lenkstockhebel zur 1. VA / Pitman Arm to 1st FA (66) Achslast [t] / Axle Load [t]:9 (23) Trommelbremse / Drum Brake (86) Radstand [mm] / Wheelbase [mm]:3300 (76) Radstand [mm] / Wheelbase [mm]:3600 (76) Baumuster / Type:932.182-183 (28)

Pos







Ref.



MERCEDES-BENZ












ACTROS 3231 - 3339 6x6 06.96 -

 1	<p>Lenkstange / Centre Rod Assembly Schubstange / Push Rod einseitig verstellbar / Adjustable on one side Länge [mm] / Length [mm]:893 Konusmaß [mm] / Cone Size [mm]:32 Rohr-Ø [mm] / Pipe Ø [mm]:38 mit Zubehör / with accessories</p>	<p>(6) (85) (101) (69) (58) (80) (140)</p>	<p>25361 01 002 460 62 05  11394 04</p> 
	<p>3335 AK 10.97 - 10.03</p>	 <p>Lenkstockhebel zur 1. VA / Pitman Arm to 1st FA (66) Achslast VA ab [kg] / Axle Load FA from [kg]:9000 (20) Achslast VA bis [kg] / Axle Load FA to [kg]:9000 (21) Trommelbremse / Drum Brake (86) 1.VA / 1st FA (15) Baumuster / Type:952.182-183 (28)</p>	
	<p>3335 A 04.03 - 3339 A 04.03 -</p>	<p>Lenkstockhebel zur 1. VA / Pitman Arm to 1st FA (66) Achsausführung / Axle Version:VL4, VL5 (19) Trommelbremse / Drum Brake (86) Achslast [t] / Axle Load [t]:9,0 (23) Baumuster / Type:930.182-183 (28)</p>	



MERCEDES-BENZ

ACTROS 3231 - 3339 6x6 06.96 -

1	Lenkstange / Centre Rod Assembly Schubstange / Push Rod einseitig verstellbar / Adjustable on one side Länge [mm] / Length [mm]:935 Konusmaß [mm] / Cone Size [mm]:30 Konusmaß [mm] / Cone Size [mm]:32 Rohr-Ø [mm] / Pipe Ø [mm]:38 mit Zubehör / with accessories	(6)	27628 01 002 460 60 05  
3331 A	04.97 - 10.02	(85) (101) (69) (58) (58) (80) (140)	 Lenkstockhebel zur 1. VA / Pitman Arm to 1st FA (66) Scheibenbremse / Disc Brake (83) Radstand [mm] / Wheelbase [mm]:4200 (76) Radstand [mm] / Wheelbase [mm]:4500 (76) für Fzg. mit zul. Gesamtgewicht [t] / for vehicles with permissible total weight [t]:33 (121) Baumuster / Type:950.182-183 (28)
3331 AS	04.97 - 10.02		 Lenkstockhebel zur 1. VA / Pitman Arm to 1st FA (66) Scheibenbremse / Disc Brake (83) Radstand [mm] / Wheelbase [mm]:3600 (76) für Fzg. mit zul. Gesamtgewicht [t] / for vehicles with permissible total weight [t]:33 (121) Baumuster / Type:954.182 (28)
3331 AK	04.97 - 10.02		 Lenkstockhebel zur 1. VA / Pitman Arm to 1st FA (66) Scheibenbremse / Disc Brake (83) 1.VA / 1st FA (15) Radstand [mm] / Wheelbase [mm]:3600 (76) Radstand [mm] / Wheelbase [mm]:3900 (76) für Fzg. mit zul. Gesamtgewicht [t] / for vehicles with permissible total weight [t]:33 (121) Baumuster / Type:952.182-183 (28)
3331 A, 3332 A 3336 A	04.03 - 04.03 -		 Lenkstockhebel zur 1. VA / Pitman Arm to 1st FA (66) Scheibenbremse / Disc Brake (83) Radstand [mm] / Wheelbase [mm]:4200 (76) Radstand [mm] / Wheelbase [mm]:4500 (76) für Fzg. mit zul. Gesamtgewicht [t] / for vehicles with permissible total weight [t]:33 (121) Baumuster / Type:930.182-183 (28)
3331 AK, 3332 AK 3332 AK 3336 AK	04.03 - 04.03 - 04.03 -		 Lenkstockhebel zur 1. VA / Pitman Arm to 1st FA (66) Scheibenbremse / Disc Brake (83) Radstand [mm] / Wheelbase [mm]:3300 (76) Radstand [mm] / Wheelbase [mm]:3600 (76) für Fzg. mit zul. Gesamtgewicht [t] / for vehicles with permissible total weight [t]:33 (121) Baumuster / Type:932.182-183 (28)
3332 AS 3336 AS	04.03 - 04.03 -		 Lenkstockhebel zur 1. VA / Pitman Arm to 1st FA (66) Scheibenbremse / Disc Brake (83) Radstand [mm] / Wheelbase [mm]:3600 (76) für Fzg. mit zul. Gesamtgewicht [t] / for vehicles with permissible total weight [t]:33 (121) Baumuster / Type:934.182 (28)
3339 AK 3332 AKE	04.03 - 04.03 -		 Lenkstockhebel zur 1. VA / Pitman Arm to 1st FA (66) Scheibenbremse / Disc Brake (83) Achsausführung / Axle Version:VL4 (19) Baumuster / Type:932.182-183 (28)
3336 AKE	04.03 -		 Lenkstockhebel zur 1. VA / Pitman Arm to 1st FA (66) Scheibenbremse / Disc Brake (83) Radstand [mm] / Wheelbase [mm]:3300 (76) Radstand [mm] / Wheelbase [mm]:3600 (76) Baumuster / Type:932.182-183 (28)
3336 AKE	04.03 -		 Lenkstockhebel zur 1. VA / Pitman Arm to 1st FA (66) Scheibenbremse / Disc Brake (83) Achsausführung / Axle Version:VL4 (19) Baumuster / Type:932.182-183 (28)

Pos







Ref.



MERCEDES-BENZ












ACTROS 3231 - 3339 6x6 06.96 -

 1	<p>Lenkstange / Centre Rod Assembly Schubstange / Push Rod einseitig verstellbar / Adjustable on one side Länge [mm] / Length [mm]:935 Konusmaß [mm] / Cone Size [mm]:30 Konusmaß [mm] / Cone Size [mm]:32 Rohr-Ø [mm] / Pipe Ø [mm]:38 mit Zubehör / with accessories</p>	<p>(6) (85) (101) (69) (58) (58) (80) (140)</p>	<p>27628 01 002 460 60 05  11394 04</p> 
	<p>3335 AK 10.97 - 10.03</p>	 <p>Lenkstockhebel zur 1. VA / Pitman Arm to 1st FA Scheibenbremse / Disc Brake 1.VA / 1st FA Baumuster / Type:952.182-183</p>	<p>(66) (83) (15) (28)</p>
	<p>3335 A 04.03 - 3339 A 04.03 -</p>	<p>Lenkstockhebel zur 1. VA / Pitman Arm to 1st FA Achsausführung / Axle Version:VL4 Scheibenbremse / Disc Brake Baumuster / Type:930.182-183</p>	<p>(66) (19) (83) (28)</p>



MERCEDES-BENZ






ACTROS 3231 - 3339 6x6 06.96 -

 1	Lenkstange / Centre Rod Assembly Schubstange / Push Rod einseitig verstellbar / Adjustable on one side Länge [mm] / Length [mm]:885 Konusmaß [mm] / Cone Size [mm]:30 Konusmaß [mm] / Cone Size [mm]:32 Rohr-Ø [mm] / Pipe Ø [mm]:38 mit Zubehör / with accessories	(6) (85) (101) (69) (58) (58) (80) (140)	27954 01 002 460 51 05  
	3331 A	04.97 - 10.02	 Lenkstockhebel zur 1. VA / Pitman Arm to 1st FA (66) Trommelbremse / Drum Brake (86) Achslast [t] / Axle Load [t]:7,5 (23) Achslast [t] / Axle Load [t]:9 (23) Radstand [mm] / Wheelbase [mm]:4200 (76) Radstand [mm] / Wheelbase [mm]:4500 (76) für Fzg. mit zul. Gesamtgewicht [t] / for vehicles with permissible total weight [t]:33 (121) Baumuster / Type:950.182-183 (28)
	3331 AS	04.97 - 10.02	 Lenkstockhebel zur 1. VA / Pitman Arm to 1st FA (66) Trommelbremse / Drum Brake (86) Achslast [t] / Axle Load [t]:7,5 (23) Achslast [t] / Axle Load [t]:9 (23) Radstand [mm] / Wheelbase [mm]:3600 (76) für Fzg. mit zul. Gesamtgewicht [t] / for vehicles with permissible total weight [t]:33 (121) Baumuster / Type:954.182 (28)
	3331 AK	04.97 - 10.02	 Lenkstockhebel zur 1. VA / Pitman Arm to 1st FA (66) Trommelbremse / Drum Brake (86) Achslast [t] / Axle Load [t]:7,5 (23) Achslast [t] / Axle Load [t]:9 (23) Radstand [mm] / Wheelbase [mm]:3600 (76) Radstand [mm] / Wheelbase [mm]:3900 (76) für Fzg. mit zul. Gesamtgewicht [t] / for vehicles with permissible total weight [t]:33 (121) Baumuster / Type:952.182-183 (28)
	3331 A, 3332 A 3336 A	04.03 - 04.03 -	 Lenkstockhebel zur 1. VA / Pitman Arm to 1st FA (66) Trommelbremse / Drum Brake (86) Achslast [t] / Axle Load [t]:7,5 (23) Achslast [t] / Axle Load [t]:9 (23) Radstand [mm] / Wheelbase [mm]:4200 (76) Radstand [mm] / Wheelbase [mm]:4500 (76) für Fzg. mit zul. Gesamtgewicht [t] / for vehicles with permissible total weight [t]:33 (121) Baumuster / Type:930.182-183 (28)
	3331 AK, 3332 AK 3332 AK 3336 AK	04.03 - 04.03 - 04.03 -	 Lenkstockhebel zur 1. VA / Pitman Arm to 1st FA (66) Trommelbremse / Drum Brake (86) Achslast [t] / Axle Load [t]:7,5 (23) Achslast [t] / Axle Load [t]:9 (23) Radstand [mm] / Wheelbase [mm]:3600 (76) Radstand [mm] / Wheelbase [mm]:3900 (76) für Fzg. mit zul. Gesamtgewicht [t] / for vehicles with permissible total weight [t]:33 (121) Baumuster / Type:932.182-183 (28)
	3339 AK 3332 AKE	04.03 - 04.03 -	 Lenkstockhebel zur 1. VA / Pitman Arm to 1st FA (66) Trommelbremse / Drum Brake (86) Achsausführung / Axle Version:VL5 (19) Baumuster / Type:932.182-183 (28)
	3336 AKE	04.03 -	 Lenkstockhebel zur 1. VA / Pitman Arm to 1st FA (66) Trommelbremse / Drum Brake (86) Achslast [t] / Axle Load [t]:7,5 (23) Achslast [t] / Axle Load [t]:9 (23) Radstand [mm] / Wheelbase [mm]:3600 (76) Radstand [mm] / Wheelbase [mm]:3900 (76) Baumuster / Type:932.182-183 (28)
	3336 AKE	04.03 -	 Lenkstockhebel zur 1. VA / Pitman Arm to 1st FA (66) Trommelbremse / Drum Brake (86) Achsausführung / Axle Version:VL5 (19) Baumuster / Type:932.182-183 (28)



MERCEDES-BENZ





ACTROS 3231 - 3339 6x6 06.96 -

 1	Lenkstange / Centre Rod Assembly Schubstange / Push Rod einseitig verstellbar / Adjustable on one side Länge [mm] / Length [mm]:885 Konusmaß [mm] / Cone Size [mm]:30 Konusmaß [mm] / Cone Size [mm]:32 Rohr-Ø [mm] / Pipe Ø [mm]:38 mit Zubehör / with accessories	(6) (85) (101) (69) (58) (58) (80) (140)	27954 01 002 460 51 05  30737 01
	3335 AK 10.97 - 10.03	 Lenkstockhebel zur 1. VA / Pitman Arm to 1st FA (66) Trommelbremse / Drum Brake (86) Achslast [t] / Axle Load [t]:7,5 (23) Achslast [t] / Axle Load [t]:9 (23) Baumuster / Type:952.182-183 (28)	
	3335 A 3339 A 04.03 - 04.03 -	Lenkstockhebel zur 1. VA / Pitman Arm to 1st FA (66) Achsausführung / Axle Version:VL5 (19) Trommelbremse / Drum Brake (86) Achslast [t] / Axle Load [t]:7,5 (23) Achslast [t] / Axle Load [t]:9,0 (23) Baumuster / Type:930.182-183 (28)	
 6	Spurstange / Rod Assembly Führungsstange / Guide Rod einseitig verstellbar / Adjustable on one side Länge [mm] / Length [mm]:1438 Konusmaß [mm] / Cone Size [mm]:30 Rohr-Ø [mm] / Pipe Ø [mm]:58 mit Zubehör / with accessories	(9) (46) (101) (69) (58) (80) (140)	19721 01 346 330 48 03  11505 03
	3331 A 04.97 - 10.02	Achsausführung / Axle Version:730100 (19) Radstand [mm] / Wheelbase [mm]:4200 (76) Radstand [mm] / Wheelbase [mm]:4500 (76) für Fzg. mit zul. Gesamtgewicht [t] / for vehicles with permissible total weight [t]:33 (121) Baumuster / Type:950.182-183 (28) Fahrzeugbreite 2300 mm / vehicle width 2300 mm (45)	
	3331 AS 04.97 - 10.02	Achsausführung / Axle Version:730100 (19) Radstand [mm] / Wheelbase [mm]:3600 (76) für Fzg. mit zul. Gesamtgewicht [t] / for vehicles with permissible total weight [t]:33 (121) Baumuster / Type:954.182 (28) Fahrzeugbreite 2300 mm / vehicle width 2300 mm (45)	
	3331 AK 04.97 - 10.02	Achsausführung / Axle Version:730100 (19) Radstand [mm] / Wheelbase [mm]:3600 (76) Radstand [mm] / Wheelbase [mm]:3900 (76) für Fzg. mit zul. Gesamtgewicht [t] / for vehicles with permissible total weight [t]:33 (121) Baumuster / Type:952.182-183 (28) Fahrzeugbreite 2300 mm / vehicle width 2300 mm (45)	
	3335 AK 10.97 - 10.03	Achsausführung / Axle Version:730.100 (19) Baumuster / Type:952.182-183 (28) Fahrzeugbreite 2300 mm / vehicle width 2300 mm (45)	



MERCEDES-BENZ




ACTROS 3231 - 3339 6x6 06.96 -

 6	Spurstange / Rod Assembly Führungsstange / Guide Rod einseitig verstellbar / Adjustable on one side Länge [mm] / Length [mm]:1588 Konusmaß [mm] / Cone Size [mm]:38 Rohr-Ø [mm] / Pipe Ø [mm]:60 mit Zubehör / with accessories	(9)		20430 01	625 330 12 03
		(46) (101) (69) (58) (80) (140)		 19615 01	
3331 A	04.97 - 10.02	Achsausführung / Axle Version:730101, 730109 Achslast [t] / Axle Load [t]:9 für Fzg. mit zul. Gesamtgewicht [t] / for vehicles with permissible total weight [t]:33 Baumuster / Type:950.182-183	(19) (23) (121) (28)		
3331 AS	04.97 - 10.02	Achsausführung / Axle Version:730101, 730109 Achslast [t] / Axle Load [t]:9 für Fzg. mit zul. Gesamtgewicht [t] / for vehicles with permissible total weight [t]:33 Baumuster / Type:954.182	(19) (23) (121) (28)		
3331 AK	04.97 - 10.02	Achsausführung / Axle Version:730101, 730109 Achslast [t] / Axle Load [t]:9 für Fzg. mit zul. Gesamtgewicht [t] / for vehicles with permissible total weight [t]:33 Baumuster / Type:952.182-183	(19) (23) (121) (28)		
3331 A, 3332 A 3336 A	04.03 - 04.03 -	 Achsausführung / Axle Version:730109, 730115 1.VA / 1st FA Radstand [mm] / Wheelbase [mm]:4200 Achslast [t] / Axle Load [t]:9 für Fzg. mit zul. Gesamtgewicht [t] / for vehicles with permissible total weight [t]:33 Baumuster / Type:930.182	(19) (15) (76) (23) (121) (28)		
3331 AK, 3332 AK	04.03 -	Achsausführung / Axle Version:730109, 730115 Achslast [t] / Axle Load [t]:9 für Fzg. mit zul. Gesamtgewicht [t] / for vehicles with permissible total weight [t]:33 Baumuster / Type:932.182-183	(19) (23) (121) (28)		
3332 AK 3336 AK	04.03 - 04.03 -	Achsausführung / Axle Version:730109, 730115 Achslast [t] / Axle Load [t]:9 für Fzg. mit zul. Gesamtgewicht [t] / for vehicles with permissible total weight [t]:33 Baumuster / Type:932.182	(19) (23) (121) (28)		
3332 AS 3336 AS	04.03 - 04.03 -	Achsausführung / Axle Version:730109, 730115 Achslast [t] / Axle Load [t]:9 für Fzg. mit zul. Gesamtgewicht [t] / for vehicles with permissible total weight [t]:33 Baumuster / Type:934.182	(19) (23) (121) (28)		
3339 AK 3332 AKE	04.03 - 04.03 -	Achsausführung / Axle Version:730.109/114 Achslast [t] / Axle Load [t]:9,0 Baumuster / Type:932.182-183	(19) (23) (28)		
3336 AKE	04.03 -	Achsausführung / Axle Version:730109, 730115 Achslast [t] / Axle Load [t]:9 Baumuster / Type:932.183	(19) (23) (28)		
3336 AKE	04.03 -	Achsausführung / Axle Version:730.109/114 Achslast [t] / Axle Load [t]:9,0 Baumuster / Type:932.182-183	(19) (23) (28)		
3335 AK	10.97 - 10.03	Achsausführung / Axle Version:730.101/109 Achslast [t] / Axle Load [t]:9 Baumuster / Type:952.182-183	(19) (23) (28)		
3335 A 3339 A	04.03 - 04.03 -	Achsausführung / Axle Version:730.109/115 Achslast [t] / Axle Load [t]:9,0 Baumuster / Type:930.182-183	(19) (23) (28)		



MERCEDES-BENZ




ACTROS 3231 - 3339 6x6 06.96 -

 6	Spurstange / Rod Assembly Führungsstange / Guide Rod einseitig verstellbar / Adjustable on one side Länge [mm] / Length [mm]:1588 Konusmaß [mm] / Cone Size [mm]:30 Rohr-Ø [mm] / Pipe Ø [mm]:58 mit Zubehör / with accessories	(9) (46) (101) (69) (58) (80) (140)	23997 01 944 330 17 03 ▲ 11505 03		
			3331 A 04.97 - 10.02		Achsausführung / Axle Version:730100, 730108 für Fzg. mit zul. Gesamtgewicht [t] / for vehicles with permissible total weight [t]:33 Baumuster / Type:950.182-183
	3331 AS 04.97 - 10.02			Achsausführung / Axle Version:730100, 730108 für Fzg. mit zul. Gesamtgewicht [t] / for vehicles with permissible total weight [t]:33 Baumuster / Type:954.182	(19) (121) (28)
	3331 AK 04.97 - 10.02			Achsausführung / Axle Version:730100, 730108 für Fzg. mit zul. Gesamtgewicht [t] / for vehicles with permissible total weight [t]:33 Baumuster / Type:952.182-183	(19) (121) (28)
	3331 A, 3332 A 3336 A 04.03 - 04.03 -			 Achsausführung / Axle Version:730108 1.VA / 1st FA Radstand [mm] / Wheelbase [mm]:4200 Radstand [mm] / Wheelbase [mm]:4500 für Fzg. mit zul. Gesamtgewicht [t] / for vehicles with permissible total weight [t]:33 Baumuster / Type:930.182-183	(19) (15) (76) (76) (121) (28)
	3331 AK, 3332 AK 3332 AK 3336 AK 04.03 - 04.03 - 04.03 -			Achsausführung / Axle Version:730108, 730114 für Fzg. mit zul. Gesamtgewicht [t] / for vehicles with permissible total weight [t]:33 Baumuster / Type:932.182	(19) (121) (28)
	3332 AS 3336 AS 04.03 - 04.03 -			Achsausführung / Axle Version:730108 für Fzg. mit zul. Gesamtgewicht [t] / for vehicles with permissible total weight [t]:33 Baumuster / Type:934.182	(19) (121) (28)
	3339 AK 3332 AKE 04.03 - 04.03 -			Achsausführung / Axle Version:730.108/114 Achslast [t] / Axle Load [t]:7,5 Baumuster / Type:932.182-183	(19) (23) (28)
	3336 AKE 04.03 -			Achsausführung / Axle Version:730.108/114 Achslast [t] / Axle Load [t]:7,5 Baumuster / Type:932.182-183	(19) (23) (28)
	3336 AKE 04.03 -			Achsausführung / Axle Version:730108, 730114 Baumuster / Type:932.182	(19) (28)
	3336 AKE 04.03 -			Achsausführung / Axle Version:730108 Baumuster / Type:932.183	(19) (28)
	3335 AK 10.97 - 10.03			Achsausführung / Axle Version:730.100/108 Baumuster / Type:952.182-183	(19) (28)
	3335 A 3339 A 04.03 - 04.03 -			Achsausführung / Axle Version:730.108 Achslast [t] / Axle Load [t]:7,5 Baumuster / Type:930.182-183	(19) (23) (28)



MERCEDES-BENZ










ACTROS 3231 - 3339 6x6 06.96 -

 6	Spurstange / Rod Assembly Führungsstange / Guide Rod einseitig verstellbar / Adjustable on one side Länge [mm] / Length [mm]:1588 Konusmaß [mm] / Cone Size [mm]:30 Rohr-Ø [mm] / Pipe Ø [mm]:60 mit Zubehör / with accessories	(9) (46) (101) (69) (58) (80) (140)	24315 01 23775 01	944 330 05 03	
	3331 A	04.97 - 10.02	Achsausführung / Axle Version:730100, 730108 für Fzg. mit zul. Gesamtgewicht [t] / for vehicles with permissible total weight [t]:33 Baumuster / Type:950.182-183	(19) (121) (28)	
3331 AS	04.97 - 10.02	Achsausführung / Axle Version:730100, 730108 für Fzg. mit zul. Gesamtgewicht [t] / for vehicles with permissible total weight [t]:33 Baumuster / Type:954.182	(19) (121) (28)		
3331 AK	04.97 - 10.02	Achsausführung / Axle Version:730100, 730108 für Fzg. mit zul. Gesamtgewicht [t] / for vehicles with permissible total weight [t]:33 Baumuster / Type:952.182-183	(19) (121) (28)		
3331 A, 3332 A 3336 A	04.03 - 04.03 -	 Achsausführung / Axle Version:730108 1.VA / 1st FA Radstand [mm] / Wheelbase [mm]:4200 Radstand [mm] / Wheelbase [mm]:4500 für Fzg. mit zul. Gesamtgewicht [t] / for vehicles with permissible total weight [t]:33 Baumuster / Type:930.182-183	(19) (15) (76) (76) (121) (28)		
3331 AK, 3332 AK	04.03 -	Achsausführung / Axle Version:730108, 730114 für Fzg. mit zul. Gesamtgewicht [t] / for vehicles with permissible total weight [t]:33 Baumuster / Type:932.182-183	(19) (121) (28)		
3332 AK 3336 AK	04.03 - 04.03 -	Achsausführung / Axle Version:730108, 730114 für Fzg. mit zul. Gesamtgewicht [t] / for vehicles with permissible total weight [t]:33 Baumuster / Type:932.182	(19) (121) (28)		
3332 AS 3336 AS	04.03 - 04.03 -	Achsausführung / Axle Version:730108 für Fzg. mit zul. Gesamtgewicht [t] / for vehicles with permissible total weight [t]:33 Baumuster / Type:934.182	(19) (121) (28)		
3339 AK 3332 AKE	04.03 - 04.03 -	Achsausführung / Axle Version:730.108/114 Achslast [t] / Axle Load [t]:7,5 Baumuster / Type:932.182-183	(19) (23) (28)		
3336 AKE	04.03 -	Achsausführung / Axle Version:730108 Baumuster / Type:932.183	(19) (28)		
3336 AKE	04.03 -	Achsausführung / Axle Version:730.108/114 Achslast [t] / Axle Load [t]:7,5 Baumuster / Type:932.182-183	(19) (23) (28)		
3335 AK	10.97 - 10.03	Achsausführung / Axle Version:730.100/108 Baumuster / Type:952.182-183	(19) (28)		
3335 A 3339 A	04.03 - 04.03 -	Achsausführung / Axle Version:730.108 Achslast [t] / Axle Load [t]:7,5 Baumuster / Type:930.182-183	(19) (23) (28)		



MERCEDES-BENZ







ACTROS 3231 - 3339 6x6 06.96 -

 10	Lenker, Radaufhängung / Track Control Arm Längslenker / Trailing Arm nicht verstellbar / not adjustable Länge [mm] / Length [mm]:615 Rohr-Ø [mm] / Pipe Ø [mm]:52 Bohrung-Ø 1 / Bohrung-Ø 2 [mm] / Bore Ø 1 / Bore Ø 2 [mm]:21/21 Lochabstand 1/Lochabstand 2 / Hole Pitch 1/ Hole Pitch 2:152/152 Molekularlager / Molecular Bearing	(5) (70) (146) (69) (80) (30) (67) (71)	22989 01 © 25158 01	948 350 25 05 
	3331 A	04.97 - 10.02	 Doppelachsaggregat / Tandem-axle Assembly (36) 1.HA / 1st RA (14) 2.HA / 2nd RA (16) Achsabstand [mm] / Centre Distance [mm]:1450 (18) Radstand [mm] / Wheelbase [mm]:4200 (76) Radstand [mm] / Wheelbase [mm]:4500 (76) für Fzg. mit zul. Gesamtgewicht [t] / for vehicles with permissible total weight [t]:33 (121) Baumuster / Type:950.182-183 (28)	
	3331 AS	04.97 - 10.02	 Doppelachsaggregat / Tandem-axle Assembly (36) 1.HA / 1st RA (14) 2.HA / 2nd RA (16) Achsabstand [mm] / Centre Distance [mm]:1450 (18) Radstand [mm] / Wheelbase [mm]:3600 (76) für Fzg. mit zul. Gesamtgewicht [t] / for vehicles with permissible total weight [t]:33 (121) Baumuster / Type:954.182 (28)	
	3331 AK	04.97 - 10.02	 Doppelachsaggregat / Tandem-axle Assembly (36) 1.HA / 1st RA (14) 2.HA / 2nd RA (16) Achsabstand [mm] / Centre Distance [mm]:1450 (18) Radstand [mm] / Wheelbase [mm]:3600 (76) Radstand [mm] / Wheelbase [mm]:3900 (76) für Fzg. mit zul. Gesamtgewicht [t] / for vehicles with permissible total weight [t]:33 (121) Baumuster / Type:952.182-183 (28)	
	3331 A, 3332 A 3336 A	04.03 - 04.03 -	 Doppelachsaggregat / Tandem-axle Assembly (36) 1.HA / 1st RA (14) 2.HA / 2nd RA (16) Achsabstand [mm] / Centre Distance [mm]:1450 (18) Radstand [mm] / Wheelbase [mm]:4200 (76) Radstand [mm] / Wheelbase [mm]:4500 (76) für Fzg. mit zul. Gesamtgewicht [t] / for vehicles with permissible total weight [t]:33 (121) Baumuster / Type:930.182-183 (28)	
	3331 AK, 3332 AK 3332 AK 3336 AK	04.03 - 04.03 - 04.03 -	 Doppelachsaggregat / Tandem-axle Assembly (36) 1.HA / 1st RA (14) 2.HA / 2nd RA (16) Achsabstand [mm] / Centre Distance [mm]:1450 (18) Radstand [mm] / Wheelbase [mm]:3600 (76) Radstand [mm] / Wheelbase [mm]:3900 (76) für Fzg. mit zul. Gesamtgewicht [t] / for vehicles with permissible total weight [t]:33 (121) Baumuster / Type:932.182-183 (28)	
	3332 AS 3336 AS	04.03 - 04.03 -	 Doppelachsaggregat / Tandem-axle Assembly (36) 1.HA / 1st RA (14) 2.HA / 2nd RA (16) Achsabstand [mm] / Centre Distance [mm]:1450 (18) Radstand [mm] / Wheelbase [mm]:3600 (76) für Fzg. mit zul. Gesamtgewicht [t] / for vehicles with permissible total weight [t]:33 (121) Baumuster / Type:934.182 (28)	
	3339 AK 3332 AKE	04.03 - 04.03 -	 Doppelachsaggregat / Tandem-axle Assembly (36) 1.HA / 1st RA (14) 2.HA / 2nd RA (16) Achsabstand [mm] / Centre Distance [mm]:1450 (18) Baumuster / Type:932.182-183 (28)	



MERCEDES-BENZ











ACTROS 3231 - 3339 6x6 06.96 -

 10	Lenker, Radaufhängung / Track Control Arm		22989 01 948 350 25 05 © 25158 01	
	Längslenker / Trailing Arm	(5)		
	nicht verstellbar / not adjustable	(70)		
	Länge [mm] / Length [mm]:615	(146)		
	Rohr-Ø [mm] / Pipe Ø [mm]:52	(69)		
Bohrung-Ø 1 / Bohrung-Ø 2 [mm] / Bore Ø 1 / Bore Ø 2 [mm]:21/21	(80)			
Lochabstand 1/Lochabstand 2 / Hole Pitch 1/ Hole Pitch 2:152/152	(30)			
Molekularlager / Molecular Bearing	(67)			
	(71)			
3336 AKE	04.03 -		Doppelachsaggregat / Tandem-axle Assembly (36) 1.HA / 1st RA (14) 2.HA / 2nd RA (16) Achsabstand [mm] / Centre Distance [mm]:1450 (18) Radstand [mm] / Wheelbase [mm]:3600 (76) Radstand [mm] / Wheelbase [mm]:3900 (76) Baumuster / Type:932.182-183 (28)	
3336 AKE	04.03 -		Doppelachsaggregat / Tandem-axle Assembly (36) 1.HA / 1st RA (14) 2.HA / 2nd RA (16) Achsabstand [mm] / Centre Distance [mm]:1450 (18) Baumuster / Type:932.182-183 (28)	
3335 AK	10.97 - 10.03		Doppelachsaggregat / Tandem-axle Assembly (36) 1.HA / 1st RA (14) 2.HA / 2nd RA (16) Achsabstand [mm] / Centre Distance [mm]:1450 (18) Baumuster / Type:952.182-183 (28)	
3335 A 3339 A	04.03 - 04.03 -		Doppelachsaggregat / Tandem-axle Assembly (36) 1.HA / 1st RA (14) 2.HA / 2nd RA (16) Achsabstand [mm] / Centre Distance [mm]:1450 (18) Baumuster / Type:930.182-183 (28)	



MERCEDES-BENZ






ACTROS 3231 - 3339 6x6 06.96 -

 10	Lenker, Radaufhängung / Track Control Arm Längslenker / Trailing Arm nicht verstellbar / not adjustable Länge [mm] / Length [mm]:565 Rohr-Ø [mm] / Pipe Ø [mm]:52 Bohrung-Ø 1 / Bohrung-Ø 2 [mm] / Bore Ø 1 / Bore Ø 2 [mm]:21/21 Lochabstand 1/Lochabstand 2 / Hole Pitch 1/ Hole Pitch 2:152/152 Molekularlager / Molecular Bearing	(5) (70) (146) (69) (80) (30) (67) (71)	29461 01 948 350 24 05 © 25158 01 
	3331 A	04.97 - 10.02	 Doppelachsaggregat / Tandem-axle Assembly (36) 1.HA / 1st RA (14) 2.HA / 2nd RA (16) Radstand [mm] / Wheelbase [mm]:4200 (76) Radstand [mm] / Wheelbase [mm]:4500 (76) für Fzg. mit zul. Gesamtgewicht [t] / for vehicles with permissible total weight [t]:33 (121) Baumuster / Type:950.182-183 (28)
	3331 AS	04.97 - 10.02	 Doppelachsaggregat / Tandem-axle Assembly (36) 1.HA / 1st RA (14) 2.HA / 2nd RA (16) Radstand [mm] / Wheelbase [mm]:3600 (76) für Fzg. mit zul. Gesamtgewicht [t] / for vehicles with permissible total weight [t]:33 (121) Baumuster / Type:954.182 (28)
	3331 AK	04.97 - 10.02	 Doppelachsaggregat / Tandem-axle Assembly (36) 1.HA / 1st RA (14) 2.HA / 2nd RA (16) Radstand [mm] / Wheelbase [mm]:3600 (76) Radstand [mm] / Wheelbase [mm]:3900 (76) für Fzg. mit zul. Gesamtgewicht [t] / for vehicles with permissible total weight [t]:33 (121) Baumuster / Type:952.182-183 (28)
	3331 A, 3332 A 3336 A	04.03 - 04.03 -	 Doppelachsaggregat / Tandem-axle Assembly (36) 1.HA / 1st RA (14) 2.HA / 2nd RA (16) Radstand [mm] / Wheelbase [mm]:4200 (76) Radstand [mm] / Wheelbase [mm]:4500 (76) für Fzg. mit zul. Gesamtgewicht [t] / for vehicles with permissible total weight [t]:33 (121) Baumuster / Type:930.182-183 (28)
	3331 AK, 3332 AK 3332 AK 3336 AK	04.03 - 04.03 - 04.03 -	 Doppelachsaggregat / Tandem-axle Assembly (36) 1.HA / 1st RA (14) 2.HA / 2nd RA (16) Radstand [mm] / Wheelbase [mm]:3600 (76) Radstand [mm] / Wheelbase [mm]:3900 (76) für Fzg. mit zul. Gesamtgewicht [t] / for vehicles with permissible total weight [t]:33 (121) Baumuster / Type:932.182-183 (28)
	3332 AS 3336 AS	04.03 - 04.03 -	 Doppelachsaggregat / Tandem-axle Assembly (36) 1.HA / 1st RA (14) 2.HA / 2nd RA (16) Radstand [mm] / Wheelbase [mm]:3600 (76) für Fzg. mit zul. Gesamtgewicht [t] / for vehicles with permissible total weight [t]:33 (121) Baumuster / Type:934.182 (28)
	3339 AK 3332 AKE	04.03 - 04.03 -	 Doppelachsaggregat / Tandem-axle Assembly (36) 1.HA / 1st RA (14) 2.HA / 2nd RA (16) Baumuster / Type:932.182-183 (28)
	3336 AKE	04.03 -	 Doppelachsaggregat / Tandem-axle Assembly (36) 1.HA / 1st RA (14) 2.HA / 2nd RA (16) Radstand [mm] / Wheelbase [mm]:3600 (76) Radstand [mm] / Wheelbase [mm]:3900 (76) Baumuster / Type:932.182-183 (28)



MERCEDES-BENZ









ACTROS 3231 - 3339 6x6 06.96 -

 10	<p>Lenker, Radaufhängung / Track Control Arm Längslenker / Trailing Arm nicht verstellbar / not adjustable Länge [mm] / Length [mm]:565 Rohr-Ø [mm] / Pipe Ø [mm]:52 Bohrung-Ø 1 / Bohrung-Ø 2 [mm] / Bore Ø 1 / Bore Ø 2 [mm]:21/21 Lochabstand 1/Lochabstand 2 / Hole Pitch 1/ Hole Pitch 2:152/152 Molekularlager / Molecular Bearing</p>	(5) (70) (146) (69) (80) (30) (67) (71)	29461 01 948 350 24 05 © 25158 01		
	3336 AKE 04.03 -	 Doppelachsaggregat / Tandem-axle Assembly 1.HA / 1st RA 2.HA / 2nd RA Baumuster / Type:932.182-183	(36) (14) (16) (28)		
	3335 AK 10.97 - 10.03	 Doppelachsaggregat / Tandem-axle Assembly 1.HA / 1st RA 2.HA / 2nd RA Baumuster / Type:952.182-183	(36) (14) (16) (28)		
	3335 A 3339 A 04.03 - 04.03 -	 Doppelachsaggregat / Tandem-axle Assembly 1.HA / 1st RA 2.HA / 2nd RA Baumuster / Type:930.182-183	(36) (14) (16) (28)		



MERCEDES-BENZ







ACTROS 3231 - 3339 6x6 06.96 -

 8	<p>Lenker, Radaufhängung / Track Control Arm Dreieckslenker (Nfz) / Wishbone (CV) Länge [mm] / Length [mm]:622 Lochabstand 1/Lochabstand 2 / Hole Pitch 1/ Hole Pitch 2:152/130/130 Bohrung-Ø 1 / Bohrung-Ø 2 [mm] / Bore Ø 1 / Bore Ø 2 [mm]:25/25/25 Rohr-Ø [mm] / Pipe Ø [mm]:46 Molekularlager / Molecular Bearing</p>	(5) (38) (69) (67) (30) (80) (71)	<p>23069 02 948 350 30 05 © 30590 01 © 30589 01</p> 
	3331 A 04.97 - 10.02		 Doppelachsaggregat / Tandem-axle Assembly (36) Achsausführung / Axle Version:2x10t, 2x13t (19) 1.HA / 1st RA (14) 2.HA / 2nd RA (16) Scheibenbremse / Disc Brake (83) Radstand [mm] / Wheelbase [mm]:4200 (76) Radstand [mm] / Wheelbase [mm]:4500 (76) für Fzg. mit zul. Gesamtgewicht [t] / for vehicles with permissible total weight [t]:33 (121) Baumuster / Type:950.182-183 (28)
	3331 AS 04.97 - 10.02		 Doppelachsaggregat / Tandem-axle Assembly (36) Achsausführung / Axle Version:2x10t, 2x13t (19) 1.HA / 1st RA (14) 2.HA / 2nd RA (16) Scheibenbremse / Disc Brake (83) Radstand [mm] / Wheelbase [mm]:3600 (76) Radstand [mm] / Wheelbase [mm]:3900 (76) für Fzg. mit zul. Gesamtgewicht [t] / for vehicles with permissible total weight [t]:33 (121) Baumuster / Type:954.182-183 (28)
	3331 AK 04.97 - 10.02		 Doppelachsaggregat / Tandem-axle Assembly (36) Achsausführung / Axle Version:2x10t, 2x13t (19) 1.HA / 1st RA (14) 2.HA / 2nd RA (16) Scheibenbremse / Disc Brake (83) Radstand [mm] / Wheelbase [mm]:3600 (76) Radstand [mm] / Wheelbase [mm]:3900 (76) für Fzg. mit zul. Gesamtgewicht [t] / for vehicles with permissible total weight [t]:33 (121) Baumuster / Type:952.182-183 (28)
	3331 A, 3332 A 3336 A 04.03 - 04.03 -		 Doppelachsaggregat / Tandem-axle Assembly (36) Achsausführung / Axle Version:2x10t, 2x13t (19) 1.HA / 1st RA (14) 2.HA / 2nd RA (16) Scheibenbremse / Disc Brake (83) Radstand [mm] / Wheelbase [mm]:4200 (76) Radstand [mm] / Wheelbase [mm]:4500 (76) für Fzg. mit zul. Gesamtgewicht [t] / for vehicles with permissible total weight [t]:33 (121) Baumuster / Type:930.182-183 (28)
	3331 AK, 3332 AK 3332 AK 3336 AK 04.03 - 04.03 - 04.03 -		 Doppelachsaggregat / Tandem-axle Assembly (36) Achsausführung / Axle Version:2x10t, 2x13t (19) 1.HA / 1st RA (14) 2.HA / 2nd RA (16) Scheibenbremse / Disc Brake (83) Radstand [mm] / Wheelbase [mm]:3600 (76) Radstand [mm] / Wheelbase [mm]:3900 (76) für Fzg. mit zul. Gesamtgewicht [t] / for vehicles with permissible total weight [t]:33 (121) Baumuster / Type:932.182-183 (28)
	3332 AS 3336 AS 04.03 - 04.03 -		 Doppelachsaggregat / Tandem-axle Assembly (36) Achsausführung / Axle Version:2x10t, 2x13t (19) 1.HA / 1st RA (14) 2.HA / 2nd RA (16) Scheibenbremse / Disc Brake (83) Radstand [mm] / Wheelbase [mm]:3600 (76) Radstand [mm] / Wheelbase [mm]:3900 (76) für Fzg. mit zul. Gesamtgewicht [t] / for vehicles with permissible total weight [t]:33 (121) Baumuster / Type:934.182-183 (28)



MERCEDES-BENZ









ACTROS 3231 - 3339 6x6 06.96 -

 8	Lenker, Radaufhängung / Track Control Arm Dreieckslenker (Nfz) / Wishbone (CV) Länge [mm] / Length [mm]:622 Lochabstand 1/Lochabstand 2 / Hole Pitch 1/ Hole Pitch 2:152/130/130 Bohrung-Ø 1 / Bohrung-Ø 2 [mm] / Bore Ø 1 / Bore Ø 2 [mm]:25/25/25 Rohr-Ø [mm] / Pipe Ø [mm]:46 Molekularlager / Molecular Bearing	(5) (38) (69) (67) (30) (80) (71)	23069 02 948 350 30 05 © 30590 01 © 30589 01	
	3339 AK 04.03 - 3332 AKE 04.03 -	 Doppelachsaggregat / Tandem-axle Assembly (36) Achsausführung / Axle Version:2x10t, 2x13t (19) 1.HA / 1st RA (14) 2.HA / 2nd RA (16) Scheibenbremse / Disc Brake (83) Radstand [mm] / Wheelbase [mm]:3600 (76) Radstand [mm] / Wheelbase [mm]:3900 (76) Baumuster / Type:932.183 (28)		
	3336 AKE 04.03 -	 Doppelachsaggregat / Tandem-axle Assembly (36) Achsausführung / Axle Version:2x13t (19) 1.HA / 1st RA (14) 2.HA / 2nd RA (16) Scheibenbremse / Disc Brake (83) Baumuster / Type:932.182-183 (28)		
	3336 AKE 04.03 -	 Doppelachsaggregat / Tandem-axle Assembly (36) Achsausführung / Axle Version:2x10t, 2x13t (19) 1.HA / 1st RA (14) 2.HA / 2nd RA (16) Scheibenbremse / Disc Brake (83) Radstand [mm] / Wheelbase [mm]:3600 (76) Radstand [mm] / Wheelbase [mm]:3900 (76) Baumuster / Type:932.183 (28)		
	3335 AK 10.97 - 10.03	 Doppelachsaggregat / Tandem-axle Assembly (36) Achsausführung / Axle Version:2x10t, 2x13t (19) 1.HA / 1st RA (14) 2.HA / 2nd RA (16) Scheibenbremse / Disc Brake (83) Baumuster / Type:952.182-183 (28)		
	3335 A 04.03 - 3339 A 04.03 -	Doppelachsaggregat / Tandem-axle Assembly (36) Achslast [t] / Axle Load [t]:2x13 (23) 1.HA / 1st RA (14) 2.HA / 2nd RA (16) Scheibenbremse / Disc Brake (83) Baumuster / Type:930.182-183 (28)		



MERCEDES-BENZ






ACTROS 3231 - 3339 6x6 06.96 -

 8	Lenker, Radaufhängung / Track Control Arm Dreieckslenker (Nfz) / Wishbone (CV) Länge [mm] / Length [mm]:667 Lochabstand 1/Lochabstand 2 / Hole Pitch 1/ Hole Pitch 2:152/130/130 Bohrung-Ø 1 / Bohrung-Ø 2 [mm] / Bore Ø 1 / Bore Ø 2 [mm]:25/23/23 Rohr-Ø [mm] / Pipe Ø [mm]:60 Molekularlager / Molecular Bearing	(5) (38) (69) (67) (30) (80) (71)	25314 01 948 350 23 05 © 28706 01 © 28705 01	
	3331 A	04.97 - 10.02		Doppelachsaggregat / Tandem-axle Assembly (36) Achsausführung / Axle Version:2x18t (19) 1.HA / 1st RA (14) 2.HA / 2nd RA (16) Scheibenbremse / Disc Brake (83) Radstand [mm] / Wheelbase [mm]:4200 (76) Radstand [mm] / Wheelbase [mm]:4500 (76) für Fzg. mit zul. Gesamtgewicht [t] / for vehicles with permissible total weight [t]:33 (121) Baumuster / Type:950.182-183 (28)
	3331 AS	04.97 - 10.02		Doppelachsaggregat / Tandem-axle Assembly (36) Achsausführung / Axle Version:2x18t (19) 1.HA / 1st RA (14) 2.HA / 2nd RA (16) Scheibenbremse / Disc Brake (83) Radstand [mm] / Wheelbase [mm]:3600 (76) für Fzg. mit zul. Gesamtgewicht [t] / for vehicles with permissible total weight [t]:33 (121) Baumuster / Type:954.182 (28)
	3331 AK	04.97 - 10.02		Doppelachsaggregat / Tandem-axle Assembly (36) Achsausführung / Axle Version:2x18t (19) 1.HA / 1st RA (14) 2.HA / 2nd RA (16) Scheibenbremse / Disc Brake (83) Radstand [mm] / Wheelbase [mm]:3600 (76) Radstand [mm] / Wheelbase [mm]:3900 (76) für Fzg. mit zul. Gesamtgewicht [t] / for vehicles with permissible total weight [t]:33 (121) Baumuster / Type:952.182-183 (28)
	3331 A, 3332 A 3336 A	04.03 - 04.03 -		Doppelachsaggregat / Tandem-axle Assembly (36) Achsausführung / Axle Version:2x18t (19) 1.HA / 1st RA (14) 2.HA / 2nd RA (16) Scheibenbremse / Disc Brake (83) Radstand [mm] / Wheelbase [mm]:4200 (76) Radstand [mm] / Wheelbase [mm]:4500 (76) für Fzg. mit zul. Gesamtgewicht [t] / for vehicles with permissible total weight [t]:33 (121) Baumuster / Type:930.182-183 (28)
	3331 AK, 3332 AK 3332 AK 3336 AK	04.03 - 04.03 - 04.03 -		Doppelachsaggregat / Tandem-axle Assembly (36) Achsausführung / Axle Version:2x18t (19) 1.HA / 1st RA (14) 2.HA / 2nd RA (16) Scheibenbremse / Disc Brake (83) Radstand [mm] / Wheelbase [mm]:3300 (76) Radstand [mm] / Wheelbase [mm]:3600 (76) für Fzg. mit zul. Gesamtgewicht [t] / for vehicles with permissible total weight [t]:33 (121) Baumuster / Type:932.182-183 (28)
	3332 AS 3336 AS	04.03 - 04.03 -		Doppelachsaggregat / Tandem-axle Assembly (36) Achsausführung / Axle Version:2x18t (19) 1.HA / 1st RA (14) 2.HA / 2nd RA (16) Scheibenbremse / Disc Brake (83) Radstand [mm] / Wheelbase [mm]:3600 (76) für Fzg. mit zul. Gesamtgewicht [t] / for vehicles with permissible total weight [t]:33 (121) Baumuster / Type:934.182 (28)



MERCEDES-BENZ









ACTROS 3231 - 3339 6x6 06.96 -

 8	Lenker, Radaufhängung / Track Control Arm		(5)	25314 01 948 350 23 05 © 28706 01 © 28705 01	
	Dreieckslenker (Nfz) / Wishbone (CV)		(38)		
	Länge [mm] / Length [mm]:667		(69)		
	Lochabstand 1/Lochabstand 2 / Hole Pitch 1/ Hole Pitch 2:152/130/130		(67)		
Bohrung-Ø 1 / Bohrung-Ø 2 [mm] / Bore Ø 1 / Bore Ø 2 [mm]:25/23/23		(30)			
Rohr-Ø [mm] / Pipe Ø [mm]:60		(80)			
Molekularlager / Molecular Bearing		(71)			
3339 AK	04.03 -				
3332 AKE	04.03 -				
3336 AKE	04.03 -				
		(36)	Doppelachsaggregat / Tandem-axle Assembly Achsausführung / Axle Version:2x18t 1.HA / 1st RA (14) 2.HA / 2nd RA (16) Scheibenbremse / Disc Brake (83) Radstand [mm] / Wheelbase [mm]:3300 (76) Radstand [mm] / Wheelbase [mm]:3600 (76) Baumuster / Type:932.182-183 (28)		
3335 AK	10.97 - 10.03				
		(36)	Doppelachsaggregat / Tandem-axle Assembly Achsausführung / Axle Version:2x18t 1.HA / 1st RA (14) 2.HA / 2nd RA (16) Scheibenbremse / Disc Brake (83) Baumuster / Type:952.182-183 (28)		
3335 A	04.03 -				
3339 A	04.03 -				
		(36)	Doppelachsaggregat / Tandem-axle Assembly Achslast [t] / Axle Load [t]:2x18 (23) 1.HA / 1st RA (14) 2.HA / 2nd RA (16) Scheibenbremse / Disc Brake (83) Baumuster / Type:930.182-183 (28)		










MERCEDES-BENZ

ACTROS 3231 - 3339 6x6 06.96 -

 8	Lenker, Radaufhängung / Track Control Arm Dreieckslenker (Nfz) / Wishbone (CV) Länge [mm] / Length [mm]:621,5 Rohr-Ø [mm] / Pipe Ø [mm]:60 Bohrung-Ø 1 / Bohrung-Ø 2 [mm] / Bore Ø 1 / Bore Ø 2 [mm]:25/23/23 Lochabstand 1/Lochabstand 2 / Hole Pitch 1/ Hole Pitch 2:152/130/130 Molekularlager / Molecular Bearing	(5) (38) (69) (80) (30) (67) (71)	26031 01 948 350 22 05 © 28706 01 © 28705 01	
	3331 A	04.97 - 10.02		Doppelachsaggregat / Tandem-axle Assembly (36) Achsausführung / Axle Version:2x16t (19) 1.HA / 1st RA (14) 2.HA / 2nd RA (16) Scheibenbremse / Disc Brake (83) Radstand [mm] / Wheelbase [mm]:4200 (76) Radstand [mm] / Wheelbase [mm]:4500 (76) für Fzg. mit zul. Gesamtgewicht [t] / for vehicles with permissible total weight [t]:33 (121) Baumuster / Type:950.182-183 (28)
	3331 AS	04.97 - 10.02		Doppelachsaggregat / Tandem-axle Assembly (36) Achsausführung / Axle Version:2x16t (19) 1.HA / 1st RA (14) 2.HA / 2nd RA (16) Scheibenbremse / Disc Brake (83) Radstand [mm] / Wheelbase [mm]:3600 (76) für Fzg. mit zul. Gesamtgewicht [t] / for vehicles with permissible total weight [t]:33 (121) Baumuster / Type:954.182 (28)
	3331 AK	04.97 - 10.02		Doppelachsaggregat / Tandem-axle Assembly (36) Achsausführung / Axle Version:2x16t (19) 1.HA / 1st RA (14) 2.HA / 2nd RA (16) Scheibenbremse / Disc Brake (83) Radstand [mm] / Wheelbase [mm]:3600 (76) Radstand [mm] / Wheelbase [mm]:3900 (76) für Fzg. mit zul. Gesamtgewicht [t] / for vehicles with permissible total weight [t]:33 (121) Baumuster / Type:952.182-183 (28)
	3331 A, 3332 A 3336 A	04.03 - 04.03 -		Doppelachsaggregat / Tandem-axle Assembly (36) Achsausführung / Axle Version:2x16t (19) 1.HA / 1st RA (14) 2.HA / 2nd RA (16) Scheibenbremse / Disc Brake (83) Radstand [mm] / Wheelbase [mm]:4200 (76) Radstand [mm] / Wheelbase [mm]:4500 (76) für Fzg. mit zul. Gesamtgewicht [t] / for vehicles with permissible total weight [t]:33 (121) Baumuster / Type:930.182-183 (28)
	3331 AK, 3332 AK 3332 AK 3336 AK	04.03 - 04.03 - 04.03 -		Doppelachsaggregat / Tandem-axle Assembly (36) Achsausführung / Axle Version:2x16t (19) 1.HA / 1st RA (14) 2.HA / 2nd RA (16) Scheibenbremse / Disc Brake (83) Radstand [mm] / Wheelbase [mm]:3300 (76) Radstand [mm] / Wheelbase [mm]:3600 (76) für Fzg. mit zul. Gesamtgewicht [t] / for vehicles with permissible total weight [t]:33 (121) Baumuster / Type:932.182-183 (28)
	3332 AS 3336 AS	04.03 - 04.03 -		Doppelachsaggregat / Tandem-axle Assembly (36) Achsausführung / Axle Version:2x16t (19) 1.HA / 1st RA (14) 2.HA / 2nd RA (16) Scheibenbremse / Disc Brake (83) Radstand [mm] / Wheelbase [mm]:3600 (76) für Fzg. mit zul. Gesamtgewicht [t] / for vehicles with permissible total weight [t]:33 (121) Baumuster / Type:934.182 (28)

MERCEDES-BENZ







ACTROS 3231 - 3339 6x6 06.96 -

 8	Lenker, Radaufhängung / Track Control Arm		(5)	26031 01 948 350 22 05 © 28706 01 © 28705 01 
	Dreieckslenker (Nfz) / Wishbone (CV)		(38)	
	Länge [mm] / Length [mm]:621,5		(69)	
	Rohr-Ø [mm] / Pipe Ø [mm]:60		(80)	
	Bohrung-Ø 1 / Bohrung-Ø 2 [mm] / Bore Ø 1 / Bore Ø 2 [mm]:25/23/23		(30)	
	Lochabstand 1/Lochabstand 2 / Hole Pitch 1/ Hole Pitch 2:152/130/130		(67)	
Molekularlager / Molecular Bearing		(71)		
3339 AK 3332 AKE	04.03 - 04.03 -		Doppelachsaggregat / Tandem-axle Assembly (36) Achsausführung / Axle Version:2x16t (19) 1.HA / 1st RA (14) 2.HA / 2nd RA (16) Scheibenbremse / Disc Brake (83) Baumuster / Type:932.182-183 (28)	
3336 AKE	04.03 -		Doppelachsaggregat / Tandem-axle Assembly (36) Achsausführung / Axle Version:2x16t (19) 1.HA / 1st RA (14) 2.HA / 2nd RA (16) Scheibenbremse / Disc Brake (83) Baumuster / Type:932.182-183 (28)	
3336 AKE	04.03 -		Doppelachsaggregat / Tandem-axle Assembly (36) Achsausführung / Axle Version:2x16t (19) 1.HA / 1st RA (14) 2.HA / 2nd RA (16) Scheibenbremse / Disc Brake (83) Radstand [mm] / Wheelbase [mm]:3300 (76) Radstand [mm] / Wheelbase [mm]:3600 (76) Baumuster / Type:932.182-183 (28)	
3335 AK	10.97 - 10.03		Doppelachsaggregat / Tandem-axle Assembly (36) Achsausführung / Axle Version:2x16t (19) 1.HA / 1st RA (14) 2.HA / 2nd RA (16) Scheibenbremse / Disc Brake (83) Baumuster / Type:952.182-183 (28)	
3335 A 3339 A	04.03 - 04.03 -		Doppelachsaggregat / Tandem-axle Assembly (36) Achslast [t] / Axle Load [t]:2x16 (23) 1.HA / 1st RA (14) 2.HA / 2nd RA (16) Scheibenbremse / Disc Brake (83) Baumuster / Type:930.182-183 (28)	



MERCEDES-BENZ

ACTROS 3231 - 3339 6x6 06.96 -

 8	Lenker, Radaufhängung / Track Control Arm Dreieckslenker (Nfz) / Wishbone (CV) Länge [mm] / Length [mm]:621,5 Rohr-Ø [mm] / Pipe Ø [mm]:60 Bohrung-Ø 1 / Bohrung-Ø 2 [mm] / Bore Ø 1 / Bore Ø 2 [mm]:25/23/23 Lochabstand 1/Lochabstand 2 / Hole Pitch 1/ Hole Pitch 2:152/130/130 Molekularlager / Molecular Bearing	(5) (38) (69) (80) (30) (67) (71)	33736 01 948 350 27 05 © 28706 01 © 28705 01	
	3331 A, 3332 A 3336 A	04.03 - 04.03 -	 Doppelachsaggregat / Tandem-axle Assembly (36) Achsausführung / Axle Version:2x16t (19) 1.HA / 1st RA (14) 2.HA / 2nd RA (16) Trommelbremse / Drum Brake (86) Radstand [mm] / Wheelbase [mm]:4200 (76) Radstand [mm] / Wheelbase [mm]:4500 (76) für Fzg. mit zul. Gesamtgewicht [t] / for vehicles with permissible total weight [t]:33 (121) Baumuster / Type:930.182-183 (28)	
	3331 AK, 3332 AK 3332 AK 3336 AK	04.03 - 04.03 - 04.03 -	 Doppelachsaggregat / Tandem-axle Assembly (36) Achsausführung / Axle Version:2x16t (19) 1.HA / 1st RA (14) 2.HA / 2nd RA (16) Trommelbremse / Drum Brake (86) Radstand [mm] / Wheelbase [mm]:3300 (76) Radstand [mm] / Wheelbase [mm]:3600 (76) für Fzg. mit zul. Gesamtgewicht [t] / for vehicles with permissible total weight [t]:33 (121) Baumuster / Type:932.182-183 (28)	
	3332 AS 3336 AS	04.03 - 04.03 -	 Doppelachsaggregat / Tandem-axle Assembly (36) Achsausführung / Axle Version:2x16t (19) 1.HA / 1st RA (14) 2.HA / 2nd RA (16) Trommelbremse / Drum Brake (86) Radstand [mm] / Wheelbase [mm]:3600 (76) für Fzg. mit zul. Gesamtgewicht [t] / for vehicles with permissible total weight [t]:33 (121) Baumuster / Type:934.182 (28)	
	3339 AK 3332 AKE 3336 AKE	04.03 - 04.03 - 04.03 -	 Doppelachsaggregat / Tandem-axle Assembly (36) Achsausführung / Axle Version:2x16t (19) 1.HA / 1st RA (14) 2.HA / 2nd RA (16) Trommelbremse / Drum Brake (86) Radstand [mm] / Wheelbase [mm]:3300 (76) Radstand [mm] / Wheelbase [mm]:3600 (76) Baumuster / Type:932.182-183 (28)	
	3335 A 3339 A	04.03 - 04.03 -	Doppelachsaggregat / Tandem-axle Assembly (36) Achslast [t] / Axle Load [t]:2x16 (23) 1.HA / 1st RA (14) 2.HA / 2nd RA (16) Trommelbremse / Drum Brake (86) Baumuster / Type:930.182-183 (28)	









MERCEDES-BENZ

ACTROS 3231 - 3339

6x6









06.96 -

 8	Lenker, Radaufhängung / Track Control Arm Dreieckslenker (Nfz) / Wishbone (CV) Länge [mm] / Length [mm]:667 Rohr-Ø [mm] / Pipe Ø [mm]:60 Bohrung-Ø 1 / Bohrung-Ø 2 [mm] / Bore Ø 1 / Bore Ø 2 [mm]:25/23/23 Lochabstand 1/Lochabstand 2 / Hole Pitch 1/ Hole Pitch 2:152/130/130 Molekularlager / Molecular Bearing	(5) (38) (69) (80) (30) (67) (71)	33737 01 948 350 28 05 © 28706 01 © 28705 01	
	3331 A, 3332 A 3336 A	04.03 - 04.03 -	 Doppelachsaggregat / Tandem-axle Assembly Achsausführung / Axle Version:13t / 18t 1.HA / 1st RA 2.HA / 2nd RA Trommelbremse / Drum Brake Radstand [mm] / Wheelbase [mm]:4200 Radstand [mm] / Wheelbase [mm]:4500 für Fzg. mit zul. Gesamtgewicht [t] / for vehicles with permissible total weight [t]:33 Baumuster / Type:930.182-183	(36) (19) (14) (16) (86) (76) (76) (121) (28)
	3331 AK, 3332 AK 3332 AK 3336 AK	04.03 - 04.03 - 04.03 -	 Doppelachsaggregat / Tandem-axle Assembly Achsausführung / Axle Version:13t / 18t 1.HA / 1st RA 2.HA / 2nd RA Trommelbremse / Drum Brake Radstand [mm] / Wheelbase [mm]:3300 Radstand [mm] / Wheelbase [mm]:3600 für Fzg. mit zul. Gesamtgewicht [t] / for vehicles with permissible total weight [t]:33 Baumuster / Type:932.182-183	(36) (19) (14) (16) (86) (76) (76) (121) (28)
	3332 AS 3336 AS	04.03 - 04.03 -	 Doppelachsaggregat / Tandem-axle Assembly Achsausführung / Axle Version:13t / 18t 1.HA / 1st RA 2.HA / 2nd RA Trommelbremse / Drum Brake Radstand [mm] / Wheelbase [mm]:3600 für Fzg. mit zul. Gesamtgewicht [t] / for vehicles with permissible total weight [t]:33 Baumuster / Type:934.182	(36) (19) (14) (16) (86) (76) (121) (28)
	3339 AK 3332 AKE 3336 AKE	04.03 - 04.03 - 04.03 -	 Doppelachsaggregat / Tandem-axle Assembly Achsausführung / Axle Version:13t / 18t 1.HA / 1st RA 2.HA / 2nd RA Trommelbremse / Drum Brake Radstand [mm] / Wheelbase [mm]:3300 Radstand [mm] / Wheelbase [mm]:3600 Baumuster / Type:932.182-183	(36) (19) (14) (16) (86) (76) (76) (28)
	3335 A 3339 A	04.03 - 04.03 -	Doppelachsaggregat / Tandem-axle Assembly Achslast [t] / Axle Load [t]:13/18 1.HA / 1st RA 2.HA / 2nd RA Trommelbremse / Drum Brake Baumuster / Type:930.182-183	(36) (23) (14) (16) (86) (28)



MERCEDES-BENZ





ACTROS 3231 - 3339 6x6 06.96 -

 8	Lenker, Radaufhängung / Track Control Arm Dreieckslenker (Nfz) / Wishbone (CV) Länge [mm] / Length [mm]:622 Rohr-Ø [mm] / Pipe Ø [mm]:46 Bohrung-Ø 1 / Bohrung-Ø 2 [mm] / Bore Ø 1 / Bore Ø 2 [mm]:25/25/25 Lochabstand 1/Lochabstand 2 / Hole Pitch 1/ Hole Pitch 2:152/130/130 Molekularlager / Molecular Bearing	(5) (38) (69) (80) (30) (67) (71)	33738 01 948 350 29 05 Ⓜ 30589 01 Ⓜ 30590 01	
	3331 A, 3332 A 3336 A	04.03 - 04.03 -	 Doppelachsaggregat / Tandem-axle Assembly (36) Achsausführung / Axle Version:2x13t (19) Trommelbremse / Drum Brake (86) 1.HA / 1st RA (14) 2.HA / 2nd RA (16) Radstand [mm] / Wheelbase [mm]:4200 (76) Radstand [mm] / Wheelbase [mm]:4500 (76) für Fzg. mit zul. Gesamtgewicht [t] / for vehicles with permissible total weight [t]:33 (121) Baumuster / Type:930.182-183 (28)	
	3331 AK, 3332 AK 3332 AK 3336 AK	04.03 - 04.03 - 04.03 -	 Doppelachsaggregat / Tandem-axle Assembly (36) Achsausführung / Axle Version:2x13t (19) Trommelbremse / Drum Brake (86) 1.HA / 1st RA (14) 2.HA / 2nd RA (16) Radstand [mm] / Wheelbase [mm]:3600 (76) Radstand [mm] / Wheelbase [mm]:3900 (76) für Fzg. mit zul. Gesamtgewicht [t] / for vehicles with permissible total weight [t]:33 (121) Baumuster / Type:932.182-183 (28)	
	3332 AS 3336 AS	04.03 - 04.03 -	 Doppelachsaggregat / Tandem-axle Assembly (36) Achsausführung / Axle Version:2x13t (19) 1.HA / 1st RA (14) 2.HA / 2nd RA (16) Trommelbremse / Drum Brake (86) Radstand [mm] / Wheelbase [mm]:3600 (76) für Fzg. mit zul. Gesamtgewicht [t] / for vehicles with permissible total weight [t]:33 (121) Baumuster / Type:934.182 (28)	
	3339 AK 3332 AKE	04.03 - 04.03 -	 Doppelachsaggregat / Tandem-axle Assembly (36) Achsausführung / Axle Version:2x13t (19) Trommelbremse / Drum Brake (86) 1.HA / 1st RA (14) 2.HA / 2nd RA (16) Baumuster / Type:932.182-183 (28)	
	3336 AKE	04.03 -	 Doppelachsaggregat / Tandem-axle Assembly (36) Achsausführung / Axle Version:2x13t (19) Trommelbremse / Drum Brake (86) 1.HA / 1st RA (14) 2.HA / 2nd RA (16) Radstand [mm] / Wheelbase [mm]:3600 (76) Radstand [mm] / Wheelbase [mm]:3900 (76) Baumuster / Type:932.182-183 (28)	
	3336 AKE	04.03 -	 Doppelachsaggregat / Tandem-axle Assembly (36) Achsausführung / Axle Version:2x13t (19) Trommelbremse / Drum Brake (86) 1.HA / 1st RA (14) 2.HA / 2nd RA (16) Baumuster / Type:932.182-183 (28)	
	3335 A 3339 A	04.03 - 04.03 -	Doppelachsaggregat / Tandem-axle Assembly (36) Achslast [t] / Axle Load [t]:2x13 (23) 1.HA / 1st RA (14) 2.HA / 2nd RA (16) Trommelbremse / Drum Brake (86) Baumuster / Type:930.182-183 (28)	









MERCEDES-BENZ

ACTROS 3231 - 3339 6x6 06.96 -

	<p>Kugelkopf, Schaltgestänge Ball Head, gearshift linkage Länge [mm] / Length [mm]:55 Konusmaß [mm] / Cone Size [mm]:10 Aussengewinde [mm] / Outer Thread [mm]:M14x1,5 mit Rechtsgewinde / with right-hand thread</p>	<p>(3) (69) (58) (27) (137)</p>	<p>19465 01 000 996 70 45</p> 
<p>3331 A 3331 AK 3331 AS 3335 AK</p>	<p>04.97 - 10.02 04.97 - 10.02 04.97 - 10.02 10.97 - 10.03</p>		
	<p>Kugelkopf, Schaltgestänge Ball Head, gearshift linkage Länge [mm] / Length [mm]:45 Konusmaß [mm] / Cone Size [mm]:12 Innengewinde [mm] / Inner Thread [mm]:M12 mit Linksgewinde / with left-hand thread Gewindemaß / Thread Size:M10</p>	<p>(3) (69) (58) (55) (135) (49)</p>	<p>21691 01 000 996 67 45</p> 
<p>3331 A 3331 AK 3331 AS 3335 AK</p>	<p>04.97 - 10.02 04.97 - 10.02 04.97 - 10.02 10.97 - 10.03</p>		
	<p>Kugelkopf, Schaltgestänge Ball Head, gearshift linkage Länge [mm] / Length [mm]:59 Konusmaß [mm] / Cone Size [mm]:10 Innengewinde [mm] / Inner Thread [mm]:M12 mit Rechtsgewinde / with right-hand thread Gewindemaß / Thread Size:M10</p>	<p>(3) (69) (58) (55) (137) (49)</p>	<p>21696 01 000 996 66 45</p> 
<p>3331 A 3331 AK 3331 AS 3335 AK</p>	<p>04.97 - 10.02 04.97 - 10.02 04.97 - 10.02 10.97 - 10.03</p>		
	<p>Kugelkopf, Schaltgestänge Ball Head, gearshift linkage Länge [mm] / Length [mm]:55 Konusmaß [mm] / Cone Size [mm]:12 Aussengewinde [mm] / Outer Thread [mm]:M14x1,5 mit Rechtsgewinde / with right-hand thread</p>	<p>(3) (69) (58) (27) (137)</p>	<p>22721 01 000 268 59 89</p> 
<p>3331 A 3331 AK 3331 AS 3335 AK</p>	<p>04.97 - 10.02 04.97 - 10.02 04.97 - 10.02 10.97 - 10.03</p>		


















MERCEDES-BENZ

ACTROS 3231 - 3339		8x2/6	06.96 -	
1	Lenkstange / Centre Rod Assembly Schubstange / Push Rod einseitig verstellbar / Adjustable on one side Länge [mm] / Length [mm]:904 Konusmaß [mm] / Cone Size [mm]:32 Rohr-Ø [mm] / Pipe Ø [mm]:52 mit Zubehör / with accessories	(6) (85) (101) (69) (58) (80) (140)		23470 01 001 460 71 05 
	3241 L	06.08 -	Lenkstockhebel zur 1. VA / Pitman Arm to 1st FA Scheibenbremse / Disc Brake für / for:VL4 Baumuster / Type:930.306	(66) (83) (102) (28)
2	Lenkstange / Centre Rod Assembly Schubstange / Push Rod beidseitig verstellbar / Adjustable on both sides Länge [mm] / Length [mm]:733 Konusmaß [mm] / Cone Size [mm]:32 Rohr-Ø [mm] / Pipe Ø [mm]:36 mit Zubehör / with accessories	(6) (85) (100) (69) (58) (80) (140)		29799 01 001 460 15 05 
	3241 L	06.08 -	Zwischenhebel zur Vorderachse 2 / Control arm to front axle 2 Scheibenbremse / Disc Brake Baumuster / Type:942.314	(92) (83) (28)
3	Lenkstange / Centre Rod Assembly Schubstange / Push Rod nicht verstellbar / not adjustable Länge [mm] / Length [mm]:1095 Konusmaß [mm] / Cone Size [mm]:32 Rohr-Ø [mm] / Pipe Ø [mm]:42 mit Zubehör / with accessories	(6) (85) (146) (69) (58) (80) (140)		25249 01 001 460 13 05 
	3241 L	06.08 -	am Zwischenhebel / at the intermediate lever Zwischenhebel 1 zum Zwischenlager 2 / Control arm 1 to intermediate bearing 2 Scheibenbremse / Disc Brake Baumuster / Type:930.306	(97) (89) (83) (28)
3	Lenkstange / Centre Rod Assembly Schubstange / Push Rod Länge [mm] / Length [mm]:711 Konusmaß [mm] / Cone Size [mm]:32 Rohr-Ø [mm] / Pipe Ø [mm]:42 mit Zubehör / with accessories nicht verstellbar / not adjustable	(6) (85) (69) (58) (80) (140) (146)		25250 01 002 460 04 05 
	3241 L	06.08 -	am Zwischenhebel / at the intermediate lever Lenkstockhebel zum Zwischenhebel / Pitman Arm to 1st control arm Scheibenbremse / Disc Brake Baumuster / Type:930.306	(97) (64) (83) (28)
4	Spurstangenkopf / Tie Rod End am Lenkzylinder / at steering cylinder Länge [mm] / Length [mm]:75 Konusmaß [mm] / Cone Size [mm]:32 Gewindemaß / Thread Size:M26x1,5 mit Rechtsgewinde / with right-hand thread mit Innengewinde / with internal thread mit Zubehör / with accessories	(10) (95) (69) (58) (49) (137) (133) (140)		33397 01 002 460 06 48 
	3241 L	06.08 -	am Lenkzylinder / at steering cylinder Baumuster / Type:930.306	(95) (28)
6	Spurstange / Rod Assembly Führungsstange / Guide Rod beidseitig verstellbar / Adjustable on both sides Länge [mm] / Length [mm]:1625 Konusmaß [mm] / Cone Size [mm]:32 Rohr-Ø [mm] / Pipe Ø [mm]:52 mit Zubehör / with accessories	(9) (46) (100) (69) (58) (80) (140)		23992 01 949 330 02 03 
	3241 L	06.08 -	Achsausführung / Axle Version:739.531 Achslast [t] / Axle Load [t]:7,5 1.VA / 1st FA Baumuster / Type:930.306	(19) (23) (15) (28)



MERCEDES-BENZ

ACTROS 3231 - 3339 **8x2/6** **06.96 -**

 6	Spurstange / Rod Assembly Führungsstange / Guide Rod einseitig verstellbar / Adjustable on one side Länge [mm] / Length [mm]:1700 Konusmaß [mm] / Cone Size [mm]:32 Rohr-Ø [mm] / Pipe Ø [mm]:52 mit Zubehör / with accessories mit Kronenmutter / with crown nut	(9) (46) (101) (69) (58) (80) (140) (134)	37330 01 949 330 04 03 30737 01 37235 01	
	3241 L	06.08 -	Achsausführung / Axle Version:739.530 Achslast [t] / Axle Load [t]:7,5 2.VA / 2nd FA Baumuster / Type:930.306	(19) (23) (17) (28)
 16	Stange/Strebe, Stabilisator / Rod/Strut, stabiliser Koppelstange / Coupling Rod Länge [mm] / Length [mm]:1815 Rohr-Ø [mm] / Pipe Ø [mm]:60 nicht verstellbar / not adjustable ohne Zubehör / without accessories	(11) (60) (69) (80) (146) (149)	30764 01 000 322 07 23	
	3241 L	06.08 -	 Druckstange / Pressure Rod für Fahrzeuge mit Nebenantrieb / for vehicles with PTO für Fahrzeuge mit Retarder / for vehicles with retarder Baumuster / Type:930.306	(39) (109) (110) (28)
 16	Stange/Strebe, Stabilisator / Rod/Strut, stabiliser Koppelstange / Coupling Rod Länge [mm] / Length [mm]:1815 Rohr-Ø [mm] / Pipe Ø [mm]:58 nicht verstellbar / not adjustable ohne Zubehör / without accessories	(11) (60) (69) (80) (146) (149)	30765 01 000 322 06 23	
	3241 L	06.08 -	 Druckstange / Pressure Rod für Fahrzeuge mit Retarder / for vehicles with retarder für Fahrzeuge ohne Nebenantrieb / for vehicles without PTO Baumuster / Type:930.306	(39) (110) (118) (28)
	3241 L	06.08 -	 Druckstange / Pressure Rod für Fahrzeuge ohne Retarder / for vehicles without retarder für Fahrzeuge ohne Nebenantrieb / for vehicles without PTO Baumuster / Type:930.306	(39) (119) (118) (28)
 16	Stange/Strebe, Stabilisator / Rod/Strut, stabiliser Koppelstange / Coupling Rod Länge [mm] / Length [mm]:1815 Rohr-Ø [mm] / Pipe Ø [mm]:80 nicht verstellbar / not adjustable ohne Zubehör / without accessories	(11) (60) (69) (80) (146) (149)	31104 01 000 322 05 23	
	3241 L	06.08 -	 Druckstange / Pressure Rod für Fahrzeuge mit Retarder / for vehicles with retarder für Fahrzeuge mit Nebenantrieb / for vehicles with PTO Baumuster / Type:930.306	(39) (110) (109) (28)
 10	Lenker, Radaufhängung / Track Control Arm Längslenker / Trailing Arm nicht verstellbar / not adjustable Länge [mm] / Length [mm]:565 Rohr-Ø [mm] / Pipe Ø [mm]:52 Bohrung-Ø 1 / Bohrung-Ø 2 [mm] / Bore Ø 1 / Bore Ø 2 [mm]:21/21 Lochabstand 1/Lochabstand 2 / Hole Pitch 1/ Hole Pitch 2:152/152 Molekularlager / Molecular Bearing	(5) (70) (146) (69) (80) (30) (67) (71)	29461 01 948 350 24 05 25158 01	
	3241 L	06.08 -	 Doppelachsaggregat / Tandem-axle Assembly 1.HA / 1st RA 2.HA / 2nd RA Baumuster / Type:930.306	(36) (14) (16) (28)






Pos



Ref.







MERCEDES-BENZ

ACTROS 3231 - 3339		8x2/6	06.96 -	
 8 Lenker, Radaufhängung / Track Control Arm Dreieckslenker (Nfz) / Wishbone (CV) Länge [mm] / Length [mm]:622 Lochabstand 1/Lochabstand 2 / Hole Pitch 1/ Hole Pitch 2:152/130/130 Bohrung-Ø 1 / Bohrung-Ø 2 [mm] / Bore Ø 1 / Bore Ø 2 [mm]:25/25/25 Rohr-Ø [mm] / Pipe Ø [mm]:46 Molekularlager / Molecular Bearing	(5)		23069 02 948 350 30 05 © 30590 01 © 30589 01	
	(38)	06.08 -	▲ Doppelachsaggregat / Tandem-axle Assembly (36) Achslast [t] / Axle Load [t]:2x10 (23) Scheibenbremse / Disc Brake (83) Baumuster / Type:930.306 (28)	
 8 Lenker, Radaufhängung / Track Control Arm Dreieckslenker (Nfz) / Wishbone (CV) Länge [mm] / Length [mm]:622 Rohr-Ø [mm] / Pipe Ø [mm]:46 Bohrung-Ø 1 / Bohrung-Ø 2 [mm] / Bore Ø 1 / Bore Ø 2 [mm]:25/25/25 Lochabstand 1/Lochabstand 2 / Hole Pitch 1/ Hole Pitch 2:152/130/130 Molekularlager / Molecular Bearing	(5)		34362 01 944 350 04 05 © 30587 01 © 30589 01	
	(38)	06.08 -	 Aggregat / Unit (24) Achslast [t] / Axle Load [t]:2x10 (23) Trommelbremse / Drum Brake (86) Baumuster / Type:930.306 (28)	



MERCEDES-BENZ










ACTROS 3231 - 3339 8x4/4 06.96 -

1	<p>Lenkstange / Centre Rod Assembly Schubstange / Push Rod einseitig verstellbar / Adjustable on one side Länge [mm] / Length [mm]:879 Konusmaß [mm] / Cone Size [mm]:30 Rohr-Ø [mm] / Pipe Ø [mm]:42 mit Zubehör / with accessories</p>	(6) (85) (101) (69) (58) (80) (140)	<p>19904 01 001 460 67 05  11505 03</p>
	3250 04.03 -		 Lenkstockhebel zur 1. VA / Pitman Arm to 1st FA (66) Scheibenbremse / Disc Brake (83) Radstand [mm] / Wheelbase [mm]:4200 (76) Radstand [mm] / Wheelbase [mm]:4500 (76) für Fzg. mit zul. Gesamtgewicht [t] / for vehicles with permissible total weight [t]:33 (121) Baumuster / Type:950.162 (28)
1	<p>Lenkstange / Centre Rod Assembly Schubstange / Push Rod einseitig verstellbar / Adjustable on one side Länge [mm] / Length [mm]:866 Konusmaß [mm] / Cone Size [mm]:30 Rohr-Ø [mm] / Pipe Ø [mm]:38 mit Zubehör / with accessories</p>	(6) (85) (101) (69) (58) (80) (140)	<p>23469 01 001 460 98 05  11505 03</p>
	3250 04.03 -		 Lenkstockhebel zur 1. VA / Pitman Arm to 1st FA (66) Scheibenbremse / Disc Brake (83) Radstand [mm] / Wheelbase [mm]:4200 (76) Radstand [mm] / Wheelbase [mm]:4500 (76) für Fzg. mit zul. Gesamtgewicht [t] / for vehicles with permissible total weight [t]:33 (121) Baumuster / Type:950.162 (28)



MERCEDES-BENZ
















ACTROS 3231 - 3339 8x4/4 06.96 -

 1	Lenkstange / Centre Rod Assembly Schubstange / Push Rod einseitig verstellbar / Adjustable on one side Länge [mm] / Length [mm]:904 Konusmaß [mm] / Cone Size [mm]:32 Rohr-Ø [mm] / Pipe Ø [mm]:52 mit Zubehör / with accessories	(6) (85) (101) (69) (58) (80) (140)	23470 01 001 460 71 05  11394 04
	3231 B 04.97 - 10.02 3235 04.97 - 10.02 3235 B 04.97 - 10.02 3240 B 04.97 - 10.02 3243 B 04.97 - 10.02		 Lenkstockhebel zur 1. VA / Pitman Arm to 1st FA (66) Scheibenbremse / Disc Brake (83) Radstand [mm] / Wheelbase [mm]:4200 (76) Radstand [mm] / Wheelbase [mm]:4500 (76) für Fzg. mit zul. Gesamtgewicht [t] / for vehicles with permissible total weight [t]:32 (121) Baumuster / Type:953.304-305 (28)
	3231 K 04.97 - 10.02 3235 K 04.97 - 10.02 3240 K 04.97 - 10.02 3243 K 04.97 - 10.02		 Lenkstockhebel zur 1. VA / Pitman Arm to 1st FA (66) Scheibenbremse / Disc Brake (83) 1.VA / 1st FA (15) Radstand [mm] / Wheelbase [mm]:4200 (76) Radstand [mm] / Wheelbase [mm]:4500 (76) Radstand [mm] / Wheelbase [mm]:5100 (76) für Fzg. mit zul. Gesamtgewicht [t] / for vehicles with permissible total weight [t]:32 (121) Baumuster / Type:952.304-305/307 (28)
	3240 04.97 - 10.02 3243 04.97 - 10.02		 Lenkstockhebel zur 1. VA / Pitman Arm to 1st FA (66) Scheibenbremse / Disc Brake (83) Radstand [mm] / Wheelbase [mm]:4200 (76) Radstand [mm] / Wheelbase [mm]:4500 (76) für Fzg. mit zul. Gesamtgewicht [t] / for vehicles with permissible total weight [t]:32 (121) Baumuster / Type:953.306/305 (28)
	3240 04.97 - 10.02 3243 04.97 - 10.02		 Lenkstockhebel zur 1. VA / Pitman Arm to 1st FA (66) Scheibenbremse / Disc Brake (83) 1.VA / 1st FA (15) Radstand [mm] / Wheelbase [mm]:5400 (76) für Fzg. mit zul. Gesamtgewicht [t] / for vehicles with permissible total weight [t]:32 (121) Baumuster / Type:950.306 (28)
	3240 04.03 - 3241 04.03 - 3241 L 06.08 - 3243 10.02 - 3244 04.03 - 3246 04.03 - 3248, L 04.03 -		Lenkstockhebel zur 1. VA / Pitman Arm to 1st FA (66) Scheibenbremse / Disc Brake (83) für / for:VL4 (102) Baumuster / Type:930.306 (28)
	3231 K, 3232 K 04.03 - 3235 K 04.03 - 3236 K 04.03 - 3240 K 04.03 - 3241 K 04.03 - 3243 K 04.03 - 3244 K 04.03 - 3246 K 04.03 - 3248 K 04.03 - 3336 K 04.03 -		 Lenkstockhebel zur 1. VA / Pitman Arm to 1st FA (66) Scheibenbremse / Disc Brake (83) Radstand [mm] / Wheelbase [mm]:4200 (76) Radstand [mm] / Wheelbase [mm]:4500 (76) Radstand [mm] / Wheelbase [mm]:5100 (76) für Fzg. mit zul. Gesamtgewicht [t] / for vehicles with permissible total weight [t]:32 (121) Baumuster / Type:932.304-305/307 (28)
	3246 B 10.97 -		 Lenkstockhebel zur 1. VA / Pitman Arm to 1st FA (66) Scheibenbremse / Disc Brake (83) Baumuster / Type:953.304-305 (28)
	3246 K 10.97 -		 Lenkstockhebel zur 1. VA / Pitman Arm to 1st FA (66) Scheibenbremse / Disc Brake (83) 1.VA / 1st FA (15) Baumuster / Type:952.304-305 (28)



MERCEDES-BENZ














ACTROS 3231 - 3339 8x4/4 06.96 -

 1	Lenkstange / Centre Rod Assembly Schubstange / Push Rod einseitig verstellbar / Adjustable on one side Länge [mm] / Length [mm]:893 Konusmaß [mm] / Cone Size [mm]:32 Rohr-Ø [mm] / Pipe Ø [mm]:38 mit Zubehör / with accessories	(6) (85) (101) (69) (58) (80) (140)	25361 01 002 460 62 05  11394 04 
	3250 04.03 -	 Lenkstockhebel zur 1. VA / Pitman Arm to 1st FA (66) Achslast [t] / Axle Load [t]:9 (23) Trommelbremse / Drum Brake (86) Radstand [mm] / Wheelbase [mm]:4200 (76) Radstand [mm] / Wheelbase [mm]:4500 (76) für Fzg. mit zul. Gesamtgewicht [t] / for vehicles with permissible total weight [t]:33 (121) Baumuster / Type:950.162 (28)	
	3255 L 02.09 - 3260 L 02.09 -	 Lenkstockhebel zur 1. VA / Pitman Arm to 1st FA (66) Achslast [t] / Axle Load [t]:9 (23) Trommelbremse / Drum Brake (86) Radstand [mm] / Wheelbase [mm]:4200 (76) Radstand [mm] / Wheelbase [mm]:4500 (76) Baumuster / Type:930.162 (28)	
 1	Lenkstange / Centre Rod Assembly Schubstange / Push Rod einseitig verstellbar / Adjustable on one side Länge [mm] / Length [mm]:895 Konusmaß [mm] / Cone Size [mm]:28,6 Rohr-Ø [mm] / Pipe Ø [mm]:36 mit Zubehör / with accessories mit Sicherungsmutter / with lock nut	(6) (85) (101) (69) (58) (80) (140) (138)	25721 01 002 460 46 05  23077 01 
	3250 04.03 -	 Lenkstockhebel zur 1. VA / Pitman Arm to 1st FA (66) Trommelbremse / Drum Brake (86) Radstand [mm] / Wheelbase [mm]:4200 (76) Radstand [mm] / Wheelbase [mm]:4500 (76) für Fzg. mit zul. Gesamtgewicht [t] / for vehicles with permissible total weight [t]:33 (121) Baumuster / Type:950.162 (28)	
	3255 L 02.09 - 3260 L 02.09 -	 Lenkstockhebel zur 1. VA / Pitman Arm to 1st FA (66) Trommelbremse / Drum Brake (86) Radstand [mm] / Wheelbase [mm]:4200 (76) Radstand [mm] / Wheelbase [mm]:4500 (76) Baumuster / Type:930.162 (28)	
 1	Lenkstange / Centre Rod Assembly Schubstange / Push Rod einseitig verstellbar / Adjustable on one side Länge [mm] / Length [mm]:935 Konusmaß [mm] / Cone Size [mm]:30 Konusmaß [mm] / Cone Size [mm]:32 Rohr-Ø [mm] / Pipe Ø [mm]:38 mit Zubehör / with accessories	(6) (85) (101) (69) (58) (58) (80) (140)	27628 01 002 460 60 05  11394 04 
	3250 04.03 -	 Lenkstockhebel zur 1. VA / Pitman Arm to 1st FA (66) Scheibenbremse / Disc Brake (83) Radstand [mm] / Wheelbase [mm]:4200 (76) Radstand [mm] / Wheelbase [mm]:4500 (76) für Fzg. mit zul. Gesamtgewicht [t] / for vehicles with permissible total weight [t]:33 (121) Baumuster / Type:950.162 (28)	
	3255 L 02.09 - 3260 L 02.09 -	 Lenkstockhebel zur 1. VA / Pitman Arm to 1st FA (66) Scheibenbremse / Disc Brake (83) Radstand [mm] / Wheelbase [mm]:4200 (76) Radstand [mm] / Wheelbase [mm]:4500 (76) Baumuster / Type:930.162 (28)	



MERCEDES-BENZ









ACTROS 3231 - 3339 8x4/4 06.96 -

 2	Lenkstange / Centre Rod Assembly Schubstange / Push Rod beidseitig verstellbar / Adjustable on both sides Länge [mm] / Length [mm]:733 Konusmaß [mm] / Cone Size [mm]:32 Rohr-Ø [mm] / Pipe Ø [mm]:36 mit Zubehör / with accessories	(6) (85) (100) (69) (58) (80) (140)	29799 01 001 460 15 05  11394 04  12280 04 
	3231 B 04.97 - 10.02 3235 04.97 - 10.02 3235 B 04.97 - 10.02 3240 B 04.97 - 10.02 3243 B 04.97 - 10.02	 Zwischenhebel zur Vorderachse 2 / Control arm to front axle 2 Radstand [mm] / Wheelbase [mm]:4200 Radstand [mm] / Wheelbase [mm]:4500 für Fzg. mit zul. Gesamtgewicht [t] / for vehicles with permissible total weight [t]:32 Baumuster / Type:953.304-305	(92) (76) (76) (121) (28)
3231 K 04.97 - 10.02 3235 K 04.97 - 10.02 3240 K 04.97 - 10.02 3243 K 04.97 - 10.02	 Zwischenhebel zur Vorderachse 2 / Control arm to front axle 2 1.VA / 1st FA Radstand [mm] / Wheelbase [mm]:4200 Radstand [mm] / Wheelbase [mm]:4500 Radstand [mm] / Wheelbase [mm]:5100 für Fzg. mit zul. Gesamtgewicht [t] / for vehicles with permissible total weight [t]:32 Baumuster / Type:952.304-305/307	(92) (15) (76) (76) (76) (121) (28)	
3240 04.97 - 10.02 3243 04.97 - 10.02	 Zwischenhebel zur Vorderachse 2 / Control arm to front axle 2 Radstand [mm] / Wheelbase [mm]:4200 Radstand [mm] / Wheelbase [mm]:4500 für Fzg. mit zul. Gesamtgewicht [t] / for vehicles with permissible total weight [t]:32 Baumuster / Type:953.304-305	(92) (76) (76) (121) (28)	
3240 04.97 - 10.02 3243 04.97 - 10.02	 Zwischenhebel zur Vorderachse 2 / Control arm to front axle 2 1.VA / 1st FA Radstand [mm] / Wheelbase [mm]:5400 für Fzg. mit zul. Gesamtgewicht [t] / for vehicles with permissible total weight [t]:32 Baumuster / Type:950.306	(92) (15) (76) (121) (28)	
3240 3241 3241 L 3243 3244 3246 3248, L	04.03 - 04.03 - 06.08 - 10.02 - 04.03 - 04.03 - 04.03 -	Zwischenhebel zur Vorderachse 2 / Control arm to front axle 2 Scheibenbremse / Disc Brake Baumuster / Type:942.314	(92) (83) (28)
3231 K, 3232 K 3235 K 3236 K 3240 K 3241 K 3243 K 3244 K 3246 K 3248 K 3336 K	04.03 - 04.03 - 04.03 - 04.03 - 04.03 - 04.03 - 04.03 - 04.03 - 04.03 - 04.03 -	 Zwischenhebel zur Vorderachse 2 / Control arm to front axle 2 Radstand [mm] / Wheelbase [mm]:4200 Radstand [mm] / Wheelbase [mm]:4500 Radstand [mm] / Wheelbase [mm]:5100 für Fzg. mit zul. Gesamtgewicht [t] / for vehicles with permissible total weight [t]:32 Baumuster / Type:932.304-305/307	(92) (76) (76) (76) (76) (121) (28)
3232 B 3236 B 3241 B 3244 B 3246 B 3248 B 3332 B 3336 B	04.03 - 04.03 - 04.03 - 04.03 - 04.03 - 04.03 - 01.03 - 01.03 -	 Zwischenhebel zur Vorderachse 2 / Control arm to front axle 2 Radstand [mm] / Wheelbase [mm]:4200 Radstand [mm] / Wheelbase [mm]:4500 Radstand [mm] / Wheelbase [mm]:5100 für Fzg. mit zul. Gesamtgewicht [t] / for vehicles with permissible total weight [t]:32 Baumuster / Type:933.304-305/307	(92) (76) (76) (76) (76) (121) (28)
3246 B	10.97 -	 Zwischenhebel zur Vorderachse 2 / Control arm to front axle 2 Baumuster / Type:953.304-305	(92) (28)
3246 K	10.97 -	 Zwischenhebel zur Vorderachse 2 / Control arm to front axle 2 1.VA / 1st FA Baumuster / Type:952.304-305	(92) (15) (28)
3231 B 3235 B 3240 B 3243 B	04.03 - 04.03 - 04.03 - 04.03 -	 Zwischenhebel zur Vorderachse 2 / Control arm to front axle 2 Baumuster / Type:933.304-305	(92) (92) (28)








MERCEDES-BENZ

ACTROS 3231 - 3339 8x4/4 06.96 -

				25249 01	001 460 13 05
 3	Lenkstange / Centre Rod Assembly Schubstange / Push Rod nicht verstellbar / not adjustable Länge [mm] / Length [mm]:1095 Konusmaß [mm] / Cone Size [mm]:32 Rohr-Ø [mm] / Pipe Ø [mm]:42 mit Zubehör / with accessories	(6) (85) (146) (69) (58) (80) (140)			
3231 B 3235 3235 B 3240 B 3243 B	04.97 - 10.02 04.97 - 10.02 04.97 - 10.02 04.97 - 10.02 04.97 - 10.02			am Zwischenhebel / at the intermediate lever Zwischenhebel 1 zum Zwischenlager 2 / Control arm 1 to intermediate bearing 2 Scheibenbremse / Disc Brake Radstand [mm] / Wheelbase [mm]:4200 Radstand [mm] / Wheelbase [mm]:4500 für Fzg. mit zul. Gesamtgewicht [t] / for vehicles with permissible total weight [t]:32 Baumuster / Type:953.304-305	(97) (89) (83) (76) (76) (121) (28)
3231 K 3235 K 3240 K 3243 K	04.97 - 10.02 04.97 - 10.02 04.97 - 10.02 04.97 - 10.02			am Zwischenhebel / at the intermediate lever Zwischenhebel 1 zum Zwischenlager 2 / Control arm 1 to intermediate bearing 2 Scheibenbremse / Disc Brake Radstand [mm] / Wheelbase [mm]:4200 Radstand [mm] / Wheelbase [mm]:4500 Radstand [mm] / Wheelbase [mm]:5100 für Fzg. mit zul. Gesamtgewicht [t] / for vehicles with permissible total weight [t]:32 Baumuster / Type:952.304-305/307	(97) (89) (83) (76) (76) (76) (121) (28)
3240 3243	04.97 - 10.02 04.97 - 10.02			am Zwischenhebel / at the intermediate lever Zwischenhebel 1 zum Zwischenlager 2 / Control arm 1 to intermediate bearing 2 Scheibenbremse / Disc Brake Radstand [mm] / Wheelbase [mm]:4200 Radstand [mm] / Wheelbase [mm]:4500 für Fzg. mit zul. Gesamtgewicht [t] / for vehicles with permissible total weight [t]:32 Baumuster / Type:953.304-305	(97) (89) (83) (76) (76) (121) (28)
3240 3243	04.97 - 10.02 04.97 - 10.02			am Zwischenhebel / at the intermediate lever Zwischenhebel 1 zum Zwischenlager 2 / Control arm 1 to intermediate bearing 2 Scheibenbremse / Disc Brake Radstand [mm] / Wheelbase [mm]:5400 für Fzg. mit zul. Gesamtgewicht [t] / for vehicles with permissible total weight [t]:32 Baumuster / Type:950.306	(97) (89) (83) (76) (121) (28)
3240 3241 3241 L 3243 3244 3246 3248, L	04.03 - 04.03 - 06.08 - 10.02 - 04.03 - 04.03 - 04.03 -			am Zwischenhebel / at the intermediate lever Zwischenhebel 1 zum Zwischenlager 2 / Control arm 1 to intermediate bearing 2 Scheibenbremse / Disc Brake Baumuster / Type:930.306	(97) (89) (83) (28)
3231 K, 3232 K 3235 K 3236 K 3240 K 3241 K 3243 K 3244 K 3246 K 3248 K 3336 K	04.03 - 04.03 - 04.03 - 04.03 - 04.03 - 04.03 - 04.03 - 04.03 - 04.03 - 04.03 -			am Zwischenhebel / at the intermediate lever Zwischenhebel 1 zum Zwischenlager 2 / Control arm 1 to intermediate bearing 2 Scheibenbremse / Disc Brake Radstand [mm] / Wheelbase [mm]:4200 Radstand [mm] / Wheelbase [mm]:4500 Radstand [mm] / Wheelbase [mm]:5100 für Fzg. mit zul. Gesamtgewicht [t] / for vehicles with permissible total weight [t]:32 Baumuster / Type:932.304-305/307	(97) (89) (83) (76) (76) (76) (121) (28)
3232 B 3236 B 3241 B 3244 B 3246 B 3248 B 3332 B 3336 B	04.03 - 04.03 - 04.03 - 04.03 - 04.03 - 04.03 - 01.03 - 01.03 -			am Zwischenhebel / at the intermediate lever Zwischenhebel 1 zum Zwischenlager 2 / Control arm 1 to intermediate bearing 2 Scheibenbremse / Disc Brake Radstand [mm] / Wheelbase [mm]:4200 Radstand [mm] / Wheelbase [mm]:4500 Radstand [mm] / Wheelbase [mm]:5100 für Fzg. mit zul. Gesamtgewicht [t] / for vehicles with permissible total weight [t]:32 Baumuster / Type:933.304-305/307	(97) (89) (83) (76) (76) (76) (121) (28)











MERCEDES-BENZ

ACTROS 3231 - 3339		8x4/4	06.96 -	
 3	Lenkstange / Centre Rod Assembly Schubstange / Push Rod nicht verstellbar / not adjustable Länge [mm] / Length [mm]:1095 Konusmaß [mm] / Cone Size [mm]:32 Rohr-Ø [mm] / Pipe Ø [mm]:42 mit Zubehör / with accessories		(6) (85) (146) (69) (58) (80) (140)	25249 01 001 460 13 05 
	3246 B	10.97 -		am Zwischenhebel / at the intermediate lever (97) Zwischenhebel 1 zum Zwischenlager 2 / Control arm 1 to intermediate bearing 2 (89) Scheibenbremse / Disc Brake (83) Baumuster / Type:953.304-305 (28)
	3246 K	10.97 -		am Zwischenhebel / at the intermediate lever (97) Zwischenhebel 1 zum Zwischenlager 2 / Control arm 1 to intermediate bearing 2 (89) Scheibenbremse / Disc Brake (83) Baumuster / Type:952.304-305 (28)
	3231 B 3235 B 3240 B 3243 B	04.03 - 04.03 - 04.03 - 04.03 -		am Zwischenhebel / at the intermediate lever (97) Zwischenhebel 1 zum Zwischenlager 2 / Control arm 1 to intermediate bearing 2 (89) Scheibenbremse / Disc Brake (83) Baumuster / Type:933.304-305 (28)



MERCEDES-BENZ

ACTROS 3231 - 3339 8x4/4 06.96 -

3	Lenkstange / Centre Rod Assembly	(6)	25250 01	002 460 04 05
	Schubstange / Push Rod Länge [mm] / Length [mm]:711 Konusmaß [mm] / Cone Size [mm]:32 Rohr-Ø [mm] / Pipe Ø [mm]:42 mit Zubehör / with accessories nicht verstellbar / not adjustable	(85) (69) (58) (80) (140) (146)		
	3231 B 3235 3235 B 3240 B 3243 B	04.97 - 10.02 04.97 - 10.02 04.97 - 10.02 04.97 - 10.02 04.97 - 10.02	 am Zwischenhebel / at the intermediate lever (97) Lenkstockhebel zum Zwischenhebel / Pitman Arm to 1st control arm (64) Scheibenbremse / Disc Brake (83) Radstand [mm] / Wheelbase [mm]:4200 (76) Radstand [mm] / Wheelbase [mm]:4500 (76) für Fzg. mit zul. Gesamtgewicht [t] / for vehicles with permissible total weight [t]:32 (121) Baumuster / Type:953.304-305 (28)	
	3231 K 3235 K 3240 K 3243 K	04.97 - 10.02 04.97 - 10.02 04.97 - 10.02 04.97 - 10.02	 am Zwischenhebel / at the intermediate lever (97) Lenkstockhebel zum Zwischenhebel / Pitman Arm to 1st control arm (64) Scheibenbremse / Disc Brake (83) Radstand [mm] / Wheelbase [mm]:4200 (76) Radstand [mm] / Wheelbase [mm]:4500 (76) Radstand [mm] / Wheelbase [mm]:5100 (76) für Fzg. mit zul. Gesamtgewicht [t] / for vehicles with permissible total weight [t]:32 (121) Baumuster / Type:952.304-305/307 (28)	
	3240 3243	04.97 - 10.02 04.97 - 10.02	 am Zwischenhebel / at the intermediate lever (97) Lenkstockhebel zum Zwischenhebel / Pitman Arm to 1st control arm (64) Scheibenbremse / Disc Brake (83) Radstand [mm] / Wheelbase [mm]:4200 (76) Radstand [mm] / Wheelbase [mm]:4500 (76) für Fzg. mit zul. Gesamtgewicht [t] / for vehicles with permissible total weight [t]:32 (121) Baumuster / Type:953.304-305 (28)	
	3240 3243	04.97 - 10.02 04.97 - 10.02	 am Zwischenhebel / at the intermediate lever (97) Lenkstockhebel zum Zwischenhebel / Pitman Arm to 1st control arm (64) Scheibenbremse / Disc Brake (83) Radstand [mm] / Wheelbase [mm]:5400 (76) für Fzg. mit zul. Gesamtgewicht [t] / for vehicles with permissible total weight [t]:32 (121) Baumuster / Type:950.306 (28)	
	3240 3241 3241 L 3243 3244 3246 3248, L	04.03 - 04.03 - 06.08 - 10.02 - 04.03 - 04.03 - 04.03 -	am Zwischenhebel / at the intermediate lever (97) Lenkstockhebel zum Zwischenhebel / Pitman Arm to 1st control arm (64) Scheibenbremse / Disc Brake (83) Baumuster / Type:930.306 (28)	
	3231 K, 3232 K 3235 K 3236 K 3240 K 3241 K 3243 K 3244 K 3246 K 3248 K 3336 K	04.03 - 04.03 - 04.03 - 04.03 - 04.03 - 04.03 - 04.03 - 04.03 - 04.03 - 04.03 -	 am Zwischenhebel / at the intermediate lever (97) Lenkstockhebel zum Zwischenhebel / Pitman Arm to 1st control arm (64) Scheibenbremse / Disc Brake (83) Radstand [mm] / Wheelbase [mm]:4200 (76) Radstand [mm] / Wheelbase [mm]:4500 (76) Radstand [mm] / Wheelbase [mm]:5100 (76) für Fzg. mit zul. Gesamtgewicht [t] / for vehicles with permissible total weight [t]:32 (121) Baumuster / Type:932.304-305/307 (28)	
	3232 B 3236 B 3241 B 3244 B 3246 B 3248 B 3332 B 3336 B	04.03 - 04.03 - 04.03 - 04.03 - 04.03 - 04.03 - 01.03 - 01.03 -	 am Zwischenhebel / at the intermediate lever (97) Lenkstockhebel zum Zwischenhebel / Pitman Arm to 1st control arm (64) Scheibenbremse / Disc Brake (83) Radstand [mm] / Wheelbase [mm]:4200 (76) Radstand [mm] / Wheelbase [mm]:4500 (76) Radstand [mm] / Wheelbase [mm]:5100 (76) für Fzg. mit zul. Gesamtgewicht [t] / for vehicles with permissible total weight [t]:32 (121) Baumuster / Type:933.304-305/307 (28)	
	3246 B	10.97 -	 am Zwischenhebel / at the intermediate lever (97) Lenkstockhebel zum Zwischenhebel / Pitman Arm to 1st control arm (64) Scheibenbremse / Disc Brake (83) Baumuster / Type:953.304-305 (28)	





Pos



Ref.














MERCEDES-BENZ

ACTROS 3231 - 3339		8x4/4	06.96 -		
 3	Lenkstange / Centre Rod Assembly Schubstange / Push Rod Länge [mm] / Length [mm]:711 Konusmaß [mm] / Cone Size [mm]:32 Rohr-Ø [mm] / Pipe Ø [mm]:42 mit Zubehör / with accessories nicht verstellbar / not adjustable		(6) (85) (69) (58) (80) (140) (146)	25250 01 002 460 04 05	
	3246 K	10.97 -			am Zwischenhebel / at the intermediate lever (97) Lenkstockhebel zum Zwischenhebel / Pitman Arm to 1st control arm (64) Scheibenbremse / Disc Brake (83) Baumuster / Type:952.304-305 (28)
	3231 B 3235 B 3240 B 3243 B	04.03 - 04.03 - 04.03 - 04.03 -			am Zwischenhebel / at the intermediate lever (97) Lenkstockhebel zum Zwischenhebel / Pitman Arm to 1st control arm (64) Scheibenbremse / Disc Brake (83) Baumuster / Type:933.304-305 (28)



MERCEDES-BENZ

ACTROS 3231 - 3339 8x4/4 06.96 -

 4	Spurstangenkopf / Tie Rod End am Lenkzylinder / at steering cylinder Länge [mm] / Length [mm]:75 Konusmaß [mm] / Cone Size [mm]:32 Gewindemaß / Thread Size:M26x1,5 mit Rechtsgewinde / with right-hand thread mit Innengewinde / with internal thread mit Zubehör / with accessories	(10) (95) (69) (58) (49) (137) (133) (140)	 33397 01 002 460 06 48
3231 B 3235 B 3240 B 3243 B	04.97 - 10.02 04.97 - 10.02 04.97 - 10.02 04.97 - 10.02	 am Lenkzylinder / at steering cylinder (95) Baumuster / Type:953.304 (28) Radstand [mm] / Wheelbase [mm]:4200 (76) für Fzg. mit zul. Gesamtgewicht [t] / for vehicles with permissible total weight [t]:32 (121)	
3235 K	04.97 - 10.02	 am Lenkzylinder / at steering cylinder (95) Baumuster / Type:952.304-305/307 (28) Radstand [mm] / Wheelbase [mm]:4200 (76) Radstand [mm] / Wheelbase [mm]:4500 (76) Radstand [mm] / Wheelbase [mm]:5100 (76) für Fzg. mit zul. Gesamtgewicht [t] / for vehicles with permissible total weight [t]:32 (121)	
3231 K	04.97 - 10.02	 am Lenkzylinder / at steering cylinder (95) Baumuster / Type:952.304 (28) Radstand [mm] / Wheelbase [mm]:4200 (76) für Fzg. mit zul. Gesamtgewicht [t] / for vehicles with permissible total weight [t]:32 (121)	
3240 3243	04.97 - 10.02 04.97 - 10.02	 am Lenkzylinder / at steering cylinder (95) Baumuster / Type:953.305 (28) Radstand [mm] / Wheelbase [mm]:5400 (76) Radstand [mm] / Wheelbase [mm]:4500 (76) für Fzg. mit zul. Gesamtgewicht [t] / for vehicles with permissible total weight [t]:32 (121)	
3240 K 3243 K	04.97 - 10.02 04.97 - 10.02	 am Lenkzylinder / at steering cylinder (95) Baumuster / Type:952.304-305 (28) Radstand [mm] / Wheelbase [mm]:4200 (76) Radstand [mm] / Wheelbase [mm]:4500 (76) für Fzg. mit zul. Gesamtgewicht [t] / for vehicles with permissible total weight [t]:32 (121)	
3235	04.97 - 10.02	 am Lenkzylinder / at steering cylinder (95) Baumuster / Type:953.305 (28) Radstand [mm] / Wheelbase [mm]:4500 (76) für Fzg. mit zul. Gesamtgewicht [t] / for vehicles with permissible total weight [t]:32 (121)	
3240 3241 3241 L 3243 3244 3246 3248, L	04.03 - 04.03 - 06.08 - 10.02 - 04.03 - 04.03 - 04.03 -	am Lenkzylinder / at steering cylinder (95) Baumuster / Type:930.306 (28)	
3231 K, 3232 K 3336 K	04.03 - 04.03 -	 am Lenkzylinder / at steering cylinder (95) Baumuster / Type:932.304-305/307 (28) Radstand [mm] / Wheelbase [mm]:4200 (76) Radstand [mm] / Wheelbase [mm]:4500 (76) Radstand [mm] / Wheelbase [mm]:5100 (76) für Fzg. mit zul. Gesamtgewicht [t] / for vehicles with permissible total weight [t]:32 (121)	
3246 B	10.97 -	 am Lenkzylinder / at steering cylinder (95) Baumuster / Type:953.304 (28)	
3246 K	10.97 -	 am Lenkzylinder / at steering cylinder (95) Baumuster / Type:952.304-305 (28)	






Pos



Ref.






MERCEDES-BENZ

ACTROS 3231 - 3339		8x4/4	06.96 -		
 6	Spurstange / Rod Assembly Führungsstange / Guide Rod beidseitig verstellbar / Adjustable on both sides Länge [mm] / Length [mm]:1735 Konusmaß [mm] / Cone Size [mm]:32 Rohr-Ø [mm] / Pipe Ø [mm]:50 mit Zubehör / with accessories		(9) (46) (100) (69) (58) (80) (140)	23988 01 941 330 02 03  11394 04  12280 04	
	3250	04.03 -	Achsausführung / Axle Version:739.500 Baumuster / Type:950.162		(19) (28)
	3255 L 3260 L	02.09 - 02.09 -	 Achsausführung / Axle Version:739500 1.VA / 1st FA Radstand [mm] / Wheelbase [mm]:4200 Radstand [mm] / Wheelbase [mm]:4500 Baumuster / Type:930.162		(19) (15) (76) (76) (28)










MERCEDES-BENZ

ACTROS 3231 - 3339 8x4/4 06.96 -

 6	Spurstange / Rod Assembly Führungsstange / Guide Rod beidseitig verstellbar / Adjustable on both sides Länge [mm] / Length [mm]:1625 Konusmaß [mm] / Cone Size [mm]:32 Rohr-Ø [mm] / Pipe Ø [mm]:52 mit Zubehör / with accessories	(9) (46) (100) (69) (58) (80) (140)	23992 01  11394 04 12280 04	949 330 02 03
	3231 B 04.97 - 10.02 Achsausführung / Axle Version:739531, 739542 (19) 3243 B 04.97 - 10.02 Baumuster / Type:953.304 (28) 3235 K 04.97 - 10.02 Achsausführung / Axle Version:739542 (19) Baumuster / Type:952.304-305/307 (28) 3235 B 04.97 - 10.02 Achsausführung / Axle Version:739531, 739542 (19) für Fzg. mit zul. Gesamtgewicht [t] / for vehicles with permissible total (121) weight [t]:32 Baumuster / Type:953.304 (28) 3235 04.97 - 10.02 Achsausführung / Axle Version:739531 (19) 3240 B 04.97 - 10.02 Baumuster / Type:953.305 (28) 3231 K 04.97 - 10.02 Achsausführung / Axle Version:739542 (19) Baumuster / Type:952.304 (28) 3240 04.97 - 10.02 Achsausführung / Axle Version:739531, 739542 (19) 3243 04.97 - 10.02 für Fzg. mit zul. Gesamtgewicht [t] / for vehicles with permissible total (121) weight [t]:32 Baumuster / Type:950.306 (28) 3240 04.97 - 10.02 Achsausführung / Axle Version:739531 (19) 3243 04.97 - 10.02 Baumuster / Type:953.305 (28) 3240 K 04.97 - 10.02 Achsausführung / Axle Version:739542 (19) 3243 K 04.97 - 10.02 Baumuster / Type:952.304-305 (28) 3240 04.03 - Achsausführung / Axle Version:739.531 (19) 3241 04.03 - Achslast [t] / Axle Load [t]:7,5 (23) 3241 L 06.08 - 1.VA / 1st FA (15) 3243 10.02 - Baumuster / Type:930.306 (28) 3244 04.03 - 3246 04.03 - 3248, L 04.03 - 3231 K, 3232 K 04.03 - Achsausführung / Axle Version:739531, 739542 (19) 3235 K 04.03 - Baumuster / Type:932.304-305/307 (28) 3240 K 04.03 - 3241 K 04.03 - 3243 K 04.03 - 3244 K 04.03 - 3246 K 04.03 - 3248 K 04.03 - 3236 K 04.03 - Achsausführung / Axle Version:739531, 739542 (19) 3336 K 04.03 - für Fzg. mit zul. Gesamtgewicht [t] / for vehicles with permissible total (121) weight [t]:32 Baumuster / Type:932.304-305/307 (28) 3232 B 04.03 - Achsausführung / Axle Version:739531 (19) 3236 B 04.03 - Baumuster / Type:933.304-305/307 (28) 3241 B 04.03 - 3244 B 04.03 - 3246 B 04.03 - 3248 B 04.03 - 3250 04.03 - Achsausführung / Axle Version:739.570/411/560 (19) Baumuster / Type:950.162 (28) 3255 L 02.09 - 3260 L 02.09 -  Achsausführung / Axle Version:739570, 739411 (19) 1.VA / 1st FA (15) Radstand [mm] / Wheelbase [mm]:4200 (76) Radstand [mm] / Wheelbase [mm]:4500 (76) Baumuster / Type:930.162 (28) 3246 B 10.97 - Achsausführung / Axle Version:739.531/542 (19) Baumuster / Type:953.304 (28) 3246 K 10.97 - Achsausführung / Axle Version:739.542 (19) Baumuster / Type:952.304-305 (28) 3231 B 04.03 - Achsausführung / Axle Version:739.531 (19) 3235 B 04.03 - Baumuster / Type:933.304-305 (28) 3240 B 04.03 - 3243 B 04.03 - 3332 B 01.03 - Achsausführung / Axle Version:739531 (19) 3336 B 01.03 - für Fzg. mit zul. Gesamtgewicht [t] / for vehicles with permissible total (121) weight [t]:32 Baumuster / Type:933.304-305 (28)			






MERCEDES-BENZ

ACTROS 3231 - 3339		8x4/4	06.96 -	
 6 Spurstange / Rod Assembly Führungsstange / Guide Rod beidseitig verstellbar / Adjustable on both sides Länge [mm] / Length [mm]:1596 Konusmaß [mm] / Cone Size [mm]:32 Rohr-Ø [mm] / Pipe Ø [mm]:50 mit Zubehör / with accessories		(9)	23994 01	949 330 17 03
		(46)	▲ 11394 04	
		(100)	▲ 12280 04	
		(69)		
		(58)		
		(80)		
		(140)		
	3231 B	04.97 - 10.02	Achsausführung / Axle Version:739542	(19)
	3235 B	04.97 - 10.02	für Fzg. mit zul. Gesamtgewicht [t] / for vehicles with permissible total weight [t]:32	(121)
	3240 B	04.97 - 10.02	Baumuster / Type:953.304	(28)
	3243 B	04.97 - 10.02	Achsausführung / Axle Version:739542	(19)
	3235 K	04.97 - 10.02	für Fzg. mit zul. Gesamtgewicht [t] / for vehicles with permissible total weight [t]:32	(121)
			Baumuster / Type:952.304-305/307	(28)
3231 K	04.97 - 10.02	Achsausführung / Axle Version:739542	(19)	
		für Fzg. mit zul. Gesamtgewicht [t] / for vehicles with permissible total weight [t]:32	(121)	
		Baumuster / Type:952.304	(28)	
3240	04.97 - 10.02	Achsausführung / Axle Version:739542	(19)	
3243	04.97 - 10.02	für Fzg. mit zul. Gesamtgewicht [t] / for vehicles with permissible total weight [t]:32	(121)	
		Baumuster / Type:950.306	(28)	
3240 K	04.97 - 10.02	Achsausführung / Axle Version:739542	(19)	
3243 K	04.97 - 10.02	für Fzg. mit zul. Gesamtgewicht [t] / for vehicles with permissible total weight [t]:32	(121)	
		Baumuster / Type:952.304-305	(28)	
3231 K, 3232 K	04.03 -	Achsausführung / Axle Version:739542	(19)	
3235 K	04.03 -	für Fzg. mit zul. Gesamtgewicht [t] / for vehicles with permissible total weight [t]:32	(121)	
3236 K	04.03 -	Baumuster / Type:932.304-305/307	(28)	
3240 K	04.03 -			
3241 K	04.03 -			
3243 K	04.03 -			
3244 K	04.03 -			
3246 K	04.03 -			
3248 K	04.03 -			
3336 K	04.03 -			
3246 B	10.97 -	Achsausführung / Axle Version:739.542	(19)	
		für Fzg. mit zul. Gesamtgewicht [t] / for vehicles with permissible total weight [t]:32	(121)	
		Baumuster / Type:953.304	(28)	
3246 K	10.97 -	Achsausführung / Axle Version:739.542	(19)	
		Baumuster / Type:952.304-305	(28)	
 6 Spurstange / Rod Assembly Führungsstange / Guide Rod beidseitig verstellbar / Adjustable on both sides Länge [mm] / Length [mm]:1532 Konusmaß [mm] / Cone Size [mm]:32 Rohr-Ø [mm] / Pipe Ø [mm]:50 mit Zubehör / with accessories		(9)	23995 01	949 330 18 03
		(46)	▲ 11394 04	
		(100)	▲ 12280 04	
		(69)		
	(58)			
	(80)			
	(140)			
3250	04.03 -	Achsausführung / Axle Version:739.411	(19)	
		für Fzg. mit zul. Gesamtgewicht [t] / for vehicles with permissible total weight [t]:33	(121)	
		Baumuster / Type:950.162	(28)	
3255 L	02.09 -		(19)	
3260 L	02.09 -	Achsausführung / Axle Version:739411	(15)	
		1.VA / 1st FA	(76)	
		Radstand [mm] / Wheelbase [mm]:4200	(76)	
		Radstand [mm] / Wheelbase [mm]:4500	(28)	
		Baumuster / Type:930.162	(28)	
 6 Spurstange / Rod Assembly Führungsstange / Guide Rod beidseitig verstellbar / Adjustable on both sides Länge [mm] / Length [mm]:1664 Rohr-Ø [mm] / Pipe Ø [mm]:50 Konusmaß [mm] / Cone Size [mm]:32 mit Zubehör / with accessories		(9)	30478 01	942 330 03 03
		(46)	▲ 11394 04	
	(100)	▲ 12280 04		
	(69)			
	(80)			
	(58)			
	(140)			
3250	04.03 -	Achsausführung / Axle Version:739.543	(19)	
		für Fzg. mit zul. Gesamtgewicht [t] / for vehicles with permissible total weight [t]:33	(121)	
		Baumuster / Type:950.163	(28)	



MERCEDES-BENZ




ACTROS 3231 - 3339 **8x4/4** **06.96 -**

 6	<p>Spurstange / Rod Assembly Führungsstange / Guide Rod einseitig verstellbar / Adjustable on one side Länge [mm] / Length [mm]:1700 Konusmaß [mm] / Cone Size [mm]:32 Rohr-Ø [mm] / Pipe Ø [mm]:52 mit Zubehör / with accessories mit Kronenmutter / with crown nut</p>	(9) (46) (101) (69) (58) (80) (140) (134)	<p style="text-align: right;">37330 01 949 330 04 03</p> <p style="text-align: right;">  30737 01 37235 01 </p> <div style="text-align: right;">  </div>	
	3231 B	04.97 - 10.02	Achsausführung / Axle Version:739530 für Fzg. mit zul. Gesamtgewicht [t] / for vehicles with permissible total weight [t]:32 Baumuster / Type:953.304	(19) (121) (28)
	3240 B	04.97 - 10.02		
	3243 B	04.97 - 10.02		
	3235 B	04.97 - 10.02	Achsausführung / Axle Version:739530 Baumuster / Type:953.304	(19) (28)
	3235	04.97 - 10.02	Achsausführung / Axle Version:739530 für Fzg. mit zul. Gesamtgewicht [t] / for vehicles with permissible total weight [t]:32 Baumuster / Type:953.305	(19) (121) (28)
	3240	04.03 -	Achsausführung / Axle Version:739.530	(19)
	3241	04.03 -	Achslast [t] / Axle Load [t]:7,5	(23)
	3241 L	06.08 -	2.VA / 2nd FA	(17)
	3243	10.02 -	Baumuster / Type:930.306	(28)
	3244	04.03 -		
	3246	04.03 -		
	3248, L	04.03 -		
	3231 K, 3232 K	04.03 -	Achsausführung / Axle Version:739530	(19)
	3235 K	04.03 -	für Fzg. mit zul. Gesamtgewicht [t] / for vehicles with permissible total weight [t]:32	(121)
	3240 K	04.03 -	Baumuster / Type:932.304-305/307	(28)
	3241 K	04.03 -		
	3243 K	04.03 -		
	3244 K	04.03 -		
	3246 K	04.03 -		
	3248 K	04.03 -		
	3336 K	04.03 -		
	3236 K	04.03 -	Achsausführung / Axle Version:739530 Baumuster / Type:932.304-305/307	(19) (28)
	3232 B	04.03 -	Achsausführung / Axle Version:739530	(19)
	3236 B	04.03 -	für Fzg. mit zul. Gesamtgewicht [t] / for vehicles with permissible total weight [t]:32	(121)
	3241 B	04.03 -	Baumuster / Type:933.304-305/307	(28)
	3244 B	04.03 -		
	3246 B	04.03 -		
	3248 B	04.03 -		
	3246 B	10.97 -	Achsausführung / Axle Version:739.530 für Fzg. mit zul. Gesamtgewicht [t] / for vehicles with permissible total weight [t]:32 Baumuster / Type:953.304	(19) (121) (28)
	3231 B	04.03 -	Achsausführung / Axle Version:739.530	(19)
	3235 B	04.03 -	Baumuster / Type:933.304-305	(28)
	3240 B	04.03 -		
	3243 B	04.03 -		
	3332 B	01.03 -	Achsausführung / Axle Version:739530	(19)
	3336 B	01.03 -	für Fzg. mit zul. Gesamtgewicht [t] / for vehicles with permissible total weight [t]:32 Baumuster / Type:933.304-305	(121) (28)



MERCEDES-BENZ


ACTROS 3231 - 3339 8x4/4 06.96 -

 6	Spurstange / Rod Assembly		(9)	37331 01 949 330 16 03 ▲ 30737 01 37235 01
	Führungsstange / Guide Rod einseitig verstellbar / Adjustable on one side Länge [mm] / Length [mm]:1687 Konusmaß [mm] / Cone Size [mm]:32 Rohr-Ø [mm] / Pipe Ø [mm]:52 mit Zubehör / with accessories mit Kronenmutter / with crown nut		(46) (101) (69) (58) (80) (140) (134)	
3231 B	04.97 - 10.02	Achsausführung / Axle Version:739541	(19)	
3235 B	04.97 - 10.02	Baumuster / Type:953.304	(28)	
3240 B	04.97 - 10.02			
3243 B	04.97 - 10.02			
3235 K	04.97 - 10.02	Achsausführung / Axle Version:739541	(19)	
		Baumuster / Type:952.304-305/307	(28)	
3231 K	04.97 - 10.02	Achsausführung / Axle Version:739541	(19)	
		Baumuster / Type:952.304	(28)	
3240	04.97 - 10.02	Achsausführung / Axle Version:739541	(19)	
3243	04.97 - 10.02	Baumuster / Type:950.306	(28)	
3240 K	04.97 - 10.02	Achsausführung / Axle Version:739541	(19)	
3243 K	04.97 - 10.02	Baumuster / Type:952.304-305	(28)	
3231 K, 3232 K	04.03 -	Achsausführung / Axle Version:739541	(19)	
3235 K	04.03 -	Baumuster / Type:932.304-305/307	(28)	
3236 K	04.03 -			
3240 K	04.03 -			
3241 K	04.03 -			
3243 K	04.03 -			
3244 K	04.03 -			
3246 K	04.03 -			
3248 K	04.03 -			
3336 K	04.03 -	Achsausführung / Axle Version:739541 für Fzg. mit zul. Gesamtgewicht [t] / for vehicles with permissible total weight [t]:32	(19)	
		Baumuster / Type:932.304-305/307	(28)	
3250	04.03 -	Achsausführung / Axle Version:739.541	(19)	
		Baumuster / Type:950.162	(28)	
3255 L	02.09 -	 Achsausführung / Axle Version:739541 1.VA / 1st FA Radstand [mm] / Wheelbase [mm]:4200 Radstand [mm] / Wheelbase [mm]:4500 Baumuster / Type:930.162	(19)	
3260 L	02.09 -		(15)	
			(76)	
			(76)	
			(28)	
3246 B	10.97 -	Achsausführung / Axle Version:739.541	(19)	
		Baumuster / Type:953.304	(28)	
3246 K	10.97 -	Achsausführung / Axle Version:739.541	(19)	
		Baumuster / Type:952.304-305	(28)	



MERCEDES-BENZ








ACTROS 3231 - 3339 8x4/4 06.96 -

16	Stange/Strebe, Stabilisator / Rod/Strut, stabiliser Koppelstange / Coupling Rod Länge [mm] / Length [mm]:1815 Rohr-Ø [mm] / Pipe Ø [mm]:60 nicht verstellbar / not adjustable ohne Zubehör / without accessories	(11) (60) (69) (80) (146) (149)	30764 01 000 322 07 23	
	3231 B 04.97 - 10.02		☛	
	3235 04.97 - 10.02			
	3235 B 04.97 - 10.02		☛	Druckstange / Pressure Rod (39) für Fahrzeuge mit Nebenantrieb / for vehicles with PTO (109)
	3240 B 04.97 - 10.02			
	3243 B 04.97 - 10.02		☛	für Fahrzeuge ohne Retarder / for vehicles without retarder (119)
	3246 B 10.97 -			
	3246 B 10.97 -		Baumuster / Type:953.304-305 (28)	
	3231 B 04.97 - 10.02		☛	
	3235 04.97 - 10.02			
	3235 B 04.97 - 10.02		☛	Druckstange / Pressure Rod (39) für Fahrzeuge mit Nebenantrieb / for vehicles with PTO (109)
	3240 B 04.97 - 10.02			
	3243 B 04.97 - 10.02		☛	für Fahrzeuge mit Retarder / for vehicles with retarder (110)
	3246 B 10.97 -			
	3246 B 10.97 -		Baumuster / Type:953.304-305 (28)	
	3231 K 04.97 - 10.02		☛	
	3235 K 04.97 - 10.02			
	3240 K 04.97 - 10.02		☛	Druckstange / Pressure Rod (39) für Fahrzeuge mit Nebenantrieb / for vehicles with PTO (109)
	3243 K 04.97 - 10.02			
	3243 K 04.97 - 10.02		☛	für Fahrzeuge ohne Retarder / for vehicles without retarder (119)
			Baumuster / Type:952.304-305/307 (28)	
	3231 K 04.97 - 10.02		☛	
	3235 K 04.97 - 10.02			
	3240 K 04.97 - 10.02		☛	Druckstange / Pressure Rod (39) für Fahrzeuge mit Nebenantrieb / for vehicles with PTO (109)
	3243 K 04.97 - 10.02			
	3243 K 04.97 - 10.02		☛	für Fahrzeuge mit Retarder / for vehicles with retarder (110)
			Baumuster / Type:952.304-305/307 (28)	
	3240 04.97 - 10.02		☛	
	3243 04.97 - 10.02			
	3243 04.97 - 10.02		☛	Druckstange / Pressure Rod (39) für Fahrzeuge mit Nebenantrieb / for vehicles with PTO (109)
			☛	für Fahrzeuge ohne Retarder / for vehicles without retarder (119)
			Baumuster / Type:950.306 (28)	
	3240 04.97 - 10.02		☛	
	3243 04.97 - 10.02			
	3243 04.97 - 10.02		☛	Druckstange / Pressure Rod (39) für Fahrzeuge mit Nebenantrieb / for vehicles with PTO (109)
			☛	für Fahrzeuge mit Retarder / for vehicles with retarder (110)
			Baumuster / Type:950.306 (28)	
	3241 04.03 -		☛	
	3244 04.03 -			
	3246 04.03 -		☛	Druckstange / Pressure Rod (39) für Fahrzeuge mit Nebenantrieb / for vehicles with PTO (109)
	3248, L 04.03 -			
	3248, L 04.03 -		☛	für Fahrzeuge ohne Retarder / for vehicles without retarder (119)
			Baumuster / Type:930.306 (28)	
	3241 04.03 -		☛	
	3244 04.03 -			
	3246 04.03 -		☛	Druckstange / Pressure Rod (39) für Fahrzeuge mit Nebenantrieb / for vehicles with PTO (109)
	3248, L 04.03 -			
	3248, L 04.03 -		☛	für Fahrzeuge mit Retarder / for vehicles with retarder (110)
			Baumuster / Type:930.306 (28)	
	3231 K, 3232 K 04.03 -		☛	
	3336 K 04.03 -			
	3336 K 04.03 -		☛	Druckstange / Pressure Rod (39) für Fahrzeuge mit Nebenantrieb / for vehicles with PTO (109)
			☛	für Fahrzeuge ohne Retarder / for vehicles without retarder (119)
			Baumuster / Type:932.304-305/307 (28)	
	3231 K, 3232 K 04.03 -		☛	
	3336 K 04.03 -			
	3336 K 04.03 -		☛	Druckstange / Pressure Rod (39) für Fahrzeuge mit Nebenantrieb / for vehicles with PTO (109)
			☛	für Fahrzeuge mit Retarder / for vehicles with retarder (110)
			Baumuster / Type:932.304-305/307 (28)	
	3232 B 04.03 -		☛	
	3236 B 04.03 -			
	3241 B 04.03 -		☛	Druckstange / Pressure Rod (39) für Fahrzeuge mit Nebenantrieb / for vehicles with PTO (109)
	3244 B 04.03 -			
	3246 B 04.03 -		☛	für Fahrzeuge ohne Retarder / for vehicles without retarder (119)
	3248 B 04.03 -			
	3248 B 04.03 -		☛	Baumuster / Type:933.304-305/307 (28)
	3232 B 04.03 -		☛	
	3236 B 04.03 -			
	3241 B 04.03 -		☛	Druckstange / Pressure Rod (39) für Fahrzeuge mit Nebenantrieb / for vehicles with PTO (109)
	3244 B 04.03 -			
	3246 B 04.03 -		☛	für Fahrzeuge mit Retarder / for vehicles with retarder (110)
	3248 B 04.03 -			
	3248 B 04.03 -		☛	Baumuster / Type:933.304-305/307 (28)



MERCEDES-BENZ


ACTROS 3231 - 3339 8x4/4 06.96 -

 16	Stange/Strebe, Stabilisator / Rod/Strut, stabiliser		(11)	30764 01	000 322 07 23
	Koppelstange / Coupling Rod Länge [mm] / Length [mm]:1815 Rohr-Ø [mm] / Pipe Ø [mm]:60 nicht verstellbar / not adjustable ohne Zubehör / without accessories		(60)		
			(69)		
			(80)		
			(146)		
			(149)		
	3240	04.03 -	 Druckstange / Pressure Rod für Fahrzeuge mit Nebenantrieb / for vehicles with PTO für Fahrzeuge mit Retarder / for vehicles with retarder Baumuster / Type:930.306		
3241 L	06.08 -	(109)			
3243	10.02 -	(110)			
3246 K	10.97 -	 Druckstange / Pressure Rod für Fahrzeuge mit Nebenantrieb / for vehicles with PTO für Fahrzeuge mit Retarder / for vehicles with retarder Baumuster / Type:952.304-305	(28)		
			(39)		
			(110)		
3246 K	10.97 -	 Druckstange / Pressure Rod für Fahrzeuge mit Nebenantrieb / for vehicles with PTO für Fahrzeuge ohne Retarder / for vehicles without retarder Baumuster / Type:952.304-305	(28)		
			(39)		
			(119)		
3231 B	04.03 -	 Druckstange / Pressure Rod für Fahrzeuge mit Nebenantrieb / for vehicles with PTO für Fahrzeuge mit Retarder / for vehicles with retarder Baumuster / Type:933.304-305	(28)		
3235 B	04.03 -		(39)		
3240 B	04.03 -		(109)		
3243 B	04.03 -		(110)		
3231 B	04.03 -	 Druckstange / Pressure Rod für Fahrzeuge mit Nebenantrieb / for vehicles with PTO für Fahrzeuge ohne Retarder / for vehicles without retarder Baumuster / Type:933.304-305	(28)		
3235 B	04.03 -		(39)		
3240 B	04.03 -		(109)		
3243 B	04.03 -		(119)		



MERCEDES-BENZ

















ACTROS 3231 - 3339 8x4/4 06.96 -

16	Stange/Strebe, Stabilisator / Rod/Strut, stabiliser Koppelstange / Coupling Rod Länge [mm] / Length [mm]:1815 Rohr-Ø [mm] / Pipe Ø [mm]:58 nicht verstellbar / not adjustable ohne Zubehör / without accessories	(11) (60) (69) (80) (146) (149)	30765 01 000 322 06 23 
3231 B	04.97 - 10.02	☞	Druckstange / Pressure Rod (39) für Fahrzeuge ohne Retarder / for vehicles without retarder (119) für Fahrzeuge mit Nebenantrieb / for vehicles with PTO (109) Baumuster / Type:953.304-305 (28)
3235	04.97 - 10.02		
3235 B	04.97 - 10.02	☞	Druckstange / Pressure Rod (39) für Fahrzeuge mit Retarder / for vehicles with retarder (110) für Fahrzeuge ohne Nebenantrieb / for vehicles without PTO (118) Baumuster / Type:953.304-305 (28)
3240 B	04.97 - 10.02		
3243 B	04.97 - 10.02	☞☞	Druckstange / Pressure Rod (39) für Fahrzeuge ohne Retarder / for vehicles without retarder (119) für Fahrzeuge ohne Nebenantrieb / for vehicles without PTO (118) Baumuster / Type:953.304-305 (28)
3246 B	10.97 -		
3231 B	04.97 - 10.02	☞	Druckstange / Pressure Rod (39) für Fahrzeuge ohne Retarder / for vehicles without retarder (119) für Fahrzeuge mit Nebenantrieb / for vehicles with PTO (109) Baumuster / Type:952.304-305/307 (28)
3235	04.97 - 10.02		
3235 B	04.97 - 10.02	☞☞	Druckstange / Pressure Rod (39) für Fahrzeuge ohne Retarder / for vehicles without retarder (119) für Fahrzeuge ohne Nebenantrieb / for vehicles without PTO (118) Baumuster / Type:952.304-305/307 (28)
3240 B	04.97 - 10.02		
3243 B	04.97 - 10.02	☞☞	Druckstange / Pressure Rod (39) für Fahrzeuge ohne Retarder / for vehicles without retarder (119) für Fahrzeuge ohne Nebenantrieb / for vehicles without PTO (118) Baumuster / Type:952.304-305/307 (28)
3246 B	10.97 -		
3231 K	04.97 - 10.02	☞	Druckstange / Pressure Rod (39) für Fahrzeuge ohne Retarder / for vehicles without retarder (119) für Fahrzeuge mit Nebenantrieb / for vehicles with PTO (109) Baumuster / Type:952.304-305/307 (28)
3235 K	04.97 - 10.02		
3240 K	04.97 - 10.02	☞☞	Druckstange / Pressure Rod (39) für Fahrzeuge ohne Retarder / for vehicles without retarder (119) für Fahrzeuge ohne Nebenantrieb / for vehicles without PTO (118) Baumuster / Type:952.304-305/307 (28)
3243 K	04.97 - 10.02		
3231 K	04.97 - 10.02	☞	Druckstange / Pressure Rod (39) für Fahrzeuge mit Retarder / for vehicles with retarder (110) für Fahrzeuge ohne Nebenantrieb / for vehicles without PTO (118) Baumuster / Type:952.304-305/307 (28)
3235 K	04.97 - 10.02		
3240 K	04.97 - 10.02	☞☞	Druckstange / Pressure Rod (39) für Fahrzeuge ohne Retarder / for vehicles without retarder (119) für Fahrzeuge ohne Nebenantrieb / for vehicles without PTO (118) Baumuster / Type:950.306 (28)
3243 K	04.97 - 10.02		
3240	04.97 - 10.02	☞	Druckstange / Pressure Rod (39) für Fahrzeuge ohne Retarder / for vehicles without retarder (119) für Fahrzeuge mit Nebenantrieb / for vehicles with PTO (109) Baumuster / Type:950.306 (28)
3243	04.97 - 10.02		
3240	04.97 - 10.02	☞	Druckstange / Pressure Rod (39) für Fahrzeuge mit Retarder / for vehicles with retarder (110) für Fahrzeuge ohne Nebenantrieb / for vehicles without PTO (118) Baumuster / Type:950.306 (28)
3243	04.97 - 10.02		
3241	04.03 -	☞☞	Druckstange / Pressure Rod (39) für Fahrzeuge mit Retarder / for vehicles with retarder (110) für Fahrzeuge ohne Nebenantrieb / for vehicles without PTO (118) Baumuster / Type:930.306 (28)
3241	04.03 -	☞	Druckstange / Pressure Rod (39) für Fahrzeuge mit Retarder / for vehicles with retarder (110) für Fahrzeuge ohne Nebenantrieb / for vehicles without PTO (118) Baumuster / Type:930.306 (28)
3241	04.03 -	☞☞	Druckstange / Pressure Rod (39) für Fahrzeuge ohne Retarder / for vehicles without retarder (119) für Fahrzeuge ohne Nebenantrieb / for vehicles without PTO (118) Baumuster / Type:930.306 (28)



MERCEDES-BENZ

ACTROS 3231 - 3339 8x4/4 06.96 -

 16	Stange/Strebe, Stabilisator / Rod/Strut, stabiliser Koppelstange / Coupling Rod Länge [mm] / Length [mm]:1815 Rohr-Ø [mm] / Pipe Ø [mm]:58 nicht verstellbar / not adjustable ohne Zubehör / without accessories	(11) (60) (69) (80) (146) (149)	30765 01 000 322 06 23 
	3241	04.03 -	 Druckstange / Pressure Rod für Fahrzeuge ohne Retarder / for vehicles without retarder für Fahrzeuge mit Nebenantrieb / for vehicles with PTO Baumuster / Type:930.306
	3231 K, 3232 K 3336 K	04.03 - 04.03 -	  Druckstange / Pressure Rod für Fahrzeuge ohne Retarder / for vehicles without retarder für Fahrzeuge ohne Nebenantrieb / for vehicles without PTO Baumuster / Type:932.304-305/307
	3231 K, 3232 K 3336 K	04.03 - 04.03 -	 Druckstange / Pressure Rod für Fahrzeuge ohne Retarder / for vehicles without retarder für Fahrzeuge mit Nebenantrieb / for vehicles with PTO Baumuster / Type:932.304-305/307
	3231 K, 3232 K 3336 K	04.03 - 04.03 -	 Druckstange / Pressure Rod für Fahrzeuge mit Retarder / for vehicles with retarder für Fahrzeuge ohne Nebenantrieb / for vehicles without PTO Baumuster / Type:932.304-305/307
	3240 3241 L 3243 3244 3246 3248, L	04.03 - 06.08 - 10.02 - 04.03 - 04.03 - 04.03 -	  Druckstange / Pressure Rod für Fahrzeuge mit Retarder / for vehicles with retarder für Fahrzeuge ohne Nebenantrieb / for vehicles without PTO Baumuster / Type:930.306
	3240 3241 L 3243 3244 3246 3248, L	04.03 - 06.08 - 10.02 - 04.03 - 04.03 - 04.03 -	  Druckstange / Pressure Rod für Fahrzeuge ohne Retarder / for vehicles without retarder für Fahrzeuge ohne Nebenantrieb / for vehicles without PTO Baumuster / Type:930.306
	3231 B 3232 B 3235 B 3236 B 3240 B 3241 B 3243 B 3244 B 3246 B 3248 B	04.03 - 04.03 - 04.03 - 04.03 - 04.03 - 04.03 - 04.03 - 04.03 - 04.03 - 04.03 -	  Druckstange / Pressure Rod für Fahrzeuge ohne Retarder / for vehicles without retarder für Fahrzeuge ohne Nebenantrieb / for vehicles without PTO Baumuster / Type:933.304-305
	3231 B 3232 B 3235 B 3236 B 3240 B 3241 B 3243 B 3244 B 3246 B 3248 B	04.03 - 04.03 - 04.03 - 04.03 - 04.03 - 04.03 - 04.03 - 04.03 - 04.03 - 04.03 -	 Druckstange / Pressure Rod für Fahrzeuge ohne Retarder / for vehicles without retarder für Fahrzeuge mit Nebenantrieb / for vehicles with PTO Baumuster / Type:933.304-305
	3231 B 3232 B 3235 B 3236 B 3240 B 3241 B 3243 B 3244 B 3246 B 3248 B	04.03 - 04.03 - 04.03 - 04.03 - 04.03 - 04.03 - 04.03 - 04.03 - 04.03 - 04.03 -	 Druckstange / Pressure Rod für Fahrzeuge mit Retarder / for vehicles with retarder für Fahrzeuge ohne Nebenantrieb / for vehicles without PTO Baumuster / Type:933.304-305
	3246 K	10.97 -	 Druckstange / Pressure Rod für Fahrzeuge ohne Retarder / for vehicles without retarder für Fahrzeuge mit Nebenantrieb / for vehicles with PTO Baumuster / Type:952.304-305







MERCEDES-BENZ

ACTROS 3231 - 3339

8x4/4


06.96 -

 16	Stange/Strebe, Stabilisator / Rod/Strut, stabiliser		30765 01 000 322 06 23
	Koppelstange / Coupling Rod Länge [mm] / Length [mm]:1815 Rohr-Ø [mm] / Pipe Ø [mm]:58 nicht verstellbar / not adjustable ohne Zubehör / without accessories		
	(11) (60) (69) (80) (146) (149)		
3246 K	10.97 -		Druckstange / Pressure Rod (39) für Fahrzeuge ohne Retarder / for vehicles without retarder (119) für Fahrzeuge ohne Nebenantrieb / for vehicles without PTO (118) Baumuster / Type:952.304-305 (28)
3246 K	10.97 -		Druckstange / Pressure Rod (39) für Fahrzeuge mit Retarder / for vehicles with retarder (110) für Fahrzeuge ohne Nebenantrieb / for vehicles without PTO (118) Baumuster / Type:952.304-305 (28)



MERCEDES-BENZ













ACTROS 3231 - 3339 8x4/4 06.96 -

16	Stange/Strebe, Stabilisator / Rod/Strut, stabiliser Koppelstange / Coupling Rod Länge [mm] / Length [mm]:1815 Rohr-Ø [mm] / Pipe Ø [mm]:80 nicht verstellbar / not adjustable ohne Zubehör / without accessories	(11) (60) (69) (80) (146) (149)	31104 01 000 322 05 23		
	3231 B	04.97 - 10.02	☞	Druckstange / Pressure Rod für Fahrzeuge mit Retarder / for vehicles with retarder für Fahrzeuge mit Nebenantrieb / for vehicles with PTO Baumuster / Type:953.304-305	(39)
	3235	04.97 - 10.02			(110)
	3235 B	04.97 - 10.02	☞	Druckstange / Pressure Rod für Fahrzeuge mit Retarder / for vehicles with retarder für Fahrzeuge mit Nebenantrieb / for vehicles with PTO Baumuster / Type:953.304-305	(109)
	3240 B	04.97 - 10.02			(28)
	3243 B	04.97 - 10.02	☞	Druckstange / Pressure Rod für Fahrzeuge mit Retarder / for vehicles with retarder für Fahrzeuge ohne Nebenantrieb / for vehicles without PTO Baumuster / Type:953.304-305	(39)
	3246 B	10.97 -			(110)
	3243 B	04.97 - 10.02	☞	Druckstange / Pressure Rod für Fahrzeuge mit Retarder / for vehicles with retarder für Fahrzeuge ohne Nebenantrieb / for vehicles without PTO Baumuster / Type:953.304-305	(118)
	3246 B	10.97 -			(28)
	3231 K	04.97 - 10.02	☞	Druckstange / Pressure Rod für Fahrzeuge mit Retarder / for vehicles with retarder für Fahrzeuge ohne Nebenantrieb / for vehicles without PTO Baumuster / Type:952.304-305/307	(39)
	3235 K	04.97 - 10.02			(110)
	3243 K	04.97 - 10.02	☞	Druckstange / Pressure Rod für Fahrzeuge mit Retarder / for vehicles with retarder für Fahrzeuge ohne Nebenantrieb / for vehicles without PTO Baumuster / Type:952.304-305/307	(118)
					(28)
	3231 K	04.97 - 10.02	☞	Druckstange / Pressure Rod für Fahrzeuge mit Retarder / for vehicles with retarder für Fahrzeuge mit Nebenantrieb / for vehicles with PTO Baumuster / Type:952.304-305/307	(39)
	3235 K	04.97 - 10.02			(110)
	3243 K	04.97 - 10.02	☞	Druckstange / Pressure Rod für Fahrzeuge mit Retarder / for vehicles with retarder für Fahrzeuge mit Nebenantrieb / for vehicles with PTO Baumuster / Type:952.304-305/307	(109)
					(28)
	3240	04.97 - 10.02	☞	Druckstange / Pressure Rod für Fahrzeuge mit Retarder / for vehicles with retarder für Fahrzeuge mit Nebenantrieb / for vehicles with PTO Baumuster / Type:950.306	(39)
	3243	04.97 - 10.02			(110)
			☞	Druckstange / Pressure Rod für Fahrzeuge mit Retarder / for vehicles with retarder für Fahrzeuge ohne Nebenantrieb / for vehicles without PTO Baumuster / Type:950.306	(109)
					(28)
	3240	04.97 - 10.02	☞	Druckstange / Pressure Rod für Fahrzeuge mit Retarder / for vehicles with retarder für Fahrzeuge ohne Nebenantrieb / for vehicles without PTO Baumuster / Type:950.306	(39)
	3243	04.97 - 10.02			(110)
			☞	Druckstange / Pressure Rod für Fahrzeuge mit Retarder / for vehicles with retarder für Fahrzeuge ohne Nebenantrieb / for vehicles without PTO Baumuster / Type:950.306	(118)
					(28)
	3240 K	04.97 - 10.02	☞	Druckstange / Pressure Rod für Fahrzeuge mit Retarder / for vehicles with retarder für Fahrzeuge ohne Nebenantrieb / for vehicles without PTO Baumuster / Type:952.304-305/307	(39)
					(110)
			☞	Druckstange / Pressure Rod für Fahrzeuge mit Retarder / for vehicles with retarder für Fahrzeuge ohne Nebenantrieb / for vehicles without PTO Baumuster / Type:952.304-305/307	(118)
					(28)
	3241	04.03 -	☞	Druckstange / Pressure Rod für Fahrzeuge mit Retarder / for vehicles with retarder für Fahrzeuge ohne Nebenantrieb / for vehicles without PTO Baumuster / Type:930.306	(39)
					(110)
			☞	Druckstange / Pressure Rod für Fahrzeuge mit Retarder / for vehicles with retarder für Fahrzeuge ohne Nebenantrieb / for vehicles without PTO Baumuster / Type:930.306	(118)
					(28)
	3241	04.03 -	☞	Druckstange / Pressure Rod für Fahrzeuge mit Retarder / for vehicles with retarder für Fahrzeuge mit Nebenantrieb / for vehicles with PTO Baumuster / Type:930.306	(39)
					(110)
			☞	Druckstange / Pressure Rod für Fahrzeuge mit Retarder / for vehicles with retarder für Fahrzeuge mit Nebenantrieb / for vehicles with PTO Baumuster / Type:930.306	(109)
					(28)
	3231 K, 3232 K	04.03 -	☞	Druckstange / Pressure Rod für Fahrzeuge mit Retarder / for vehicles with retarder für Fahrzeuge ohne Nebenantrieb / for vehicles without PTO Baumuster / Type:932.304-305/307	(39)
	3336 K	04.03 -			(110)
			☞	Druckstange / Pressure Rod für Fahrzeuge mit Retarder / for vehicles with retarder für Fahrzeuge ohne Nebenantrieb / for vehicles without PTO Baumuster / Type:932.304-305/307	(118)
					(28)
	3231 K, 3232 K	04.03 -	☞	Druckstange / Pressure Rod für Fahrzeuge mit Retarder / for vehicles with retarder für Fahrzeuge mit Nebenantrieb / for vehicles with PTO Baumuster / Type:932.304-305/307	(39)
	3336 K	04.03 -			(110)
			☞	Druckstange / Pressure Rod für Fahrzeuge mit Retarder / for vehicles with retarder für Fahrzeuge mit Nebenantrieb / for vehicles with PTO Baumuster / Type:932.304-305/307	(109)
					(28)
	3240	04.03 -	☞	Druckstange / Pressure Rod für Fahrzeuge mit Retarder / for vehicles with retarder für Fahrzeuge mit Nebenantrieb / for vehicles with PTO Baumuster / Type:930.306	(39)
	3241 L	06.08 -			(110)
	3243	10.02 -	☞	Druckstange / Pressure Rod für Fahrzeuge mit Retarder / for vehicles with retarder für Fahrzeuge mit Nebenantrieb / for vehicles with PTO Baumuster / Type:930.306	(109)
	3244	04.03 -			(28)
	3246	04.03 -	☞	Druckstange / Pressure Rod für Fahrzeuge mit Retarder / for vehicles with retarder für Fahrzeuge mit Nebenantrieb / for vehicles with PTO Baumuster / Type:930.306	(39)
	3248, L	04.03 -			(110)



MERCEDES-BENZ










ACTROS 3231 - 3339 8x4/4 06.96 -

 16	Stange/Strebe, Stabilisator / Rod/Strut, stabiliser Koppelstange / Coupling Rod Länge [mm] / Length [mm]:1815 Rohr-Ø [mm] / Pipe Ø [mm]:80 nicht verstellbar / not adjustable ohne Zubehör / without accessories	(11) (60) (69) (80) (146) (149)	31104 01 000 322 05 23 		
	3232 B 04.03 - 3236 B 04.03 - 3241 B 04.03 - 3244 B 04.03 - 3246 B 04.03 - 3248 B 04.03 -		 Druckstange / Pressure Rod für Fahrzeuge mit Retarder / for vehicles with retarder für Fahrzeuge mit Nebenantrieb / for vehicles with PTO Baumuster / Type:933.304-305/307	(39) (110) (109) (28)	
	3232 B 04.03 - 3236 B 04.03 - 3241 B 04.03 - 3244 B 04.03 - 3246 B 04.03 - 3248 B 04.03 -		 Druckstange / Pressure Rod für Fahrzeuge mit Retarder / for vehicles with retarder für Fahrzeuge ohne Nebenantrieb / for vehicles without PTO Baumuster / Type:933.304-305/307	(39) (110) (118) (28)	
	3246 K 10.97 -		 Druckstange / Pressure Rod für Fahrzeuge mit Retarder / for vehicles with retarder für Fahrzeuge mit Nebenantrieb / for vehicles with PTO Baumuster / Type:952.304-305	(39) (110) (109) (28)	
	3246 K 10.97 -		 Druckstange / Pressure Rod für Fahrzeuge mit Retarder / for vehicles with retarder für Fahrzeuge ohne Nebenantrieb / for vehicles without PTO Baumuster / Type:952.304-305	(39) (110) (118) (28)	
	3231 B 04.03 - 3235 B 04.03 - 3240 B 04.03 - 3243 B 04.03 -		 Druckstange / Pressure Rod für Fahrzeuge mit Retarder / for vehicles with retarder für Fahrzeuge ohne Nebenantrieb / for vehicles without PTO Baumuster / Type:933.304-305	(39) (110) (118) (28)	
	3231 B 04.03 - 3235 B 04.03 - 3240 B 04.03 - 3243 B 04.03 -		 Druckstange / Pressure Rod für Fahrzeuge mit Retarder / for vehicles with retarder für Fahrzeuge mit Nebenantrieb / for vehicles with PTO Baumuster / Type:933.304-305	(39) (110) (109) (28)	
	 10	Lenker, Radaufhängung / Track Control Arm Längslenker / Trailing Arm nicht verstellbar / not adjustable Länge [mm] / Length [mm]:615 Rohr-Ø [mm] / Pipe Ø [mm]:52 Bohrung-Ø 1 / Bohrung-Ø 2 [mm] / Bore Ø 1 / Bore Ø 2 [mm]:21/21 Lochabstand 1/Lochabstand 2 / Hole Pitch 1/ Hole Pitch 2:152/152 Molekularlager / Molecular Bearing	(5) (70) (146) (69) (80) (30) (67) (71)	22989 01 948 350 25 05 ® 25158 01 	
		3250 04.03 -		 Doppelachsaggregat / Tandem-axle Assembly 1.HA / 1st RA 2.HA / 2nd RA Achsabstand [mm] / Centre Distance [mm]:1450 Radstand [mm] / Wheelbase [mm]:4200 Radstand [mm] / Wheelbase [mm]:4500 für Fzg. mit zul. Gesamtgewicht [t] / for vehicles with permissible total weight [t]:33 Baumuster / Type:950.162	(36) (14) (16) (18) (76) (76) (121) (28)
		3255 L 02.09 - 3260 L 02.09 -		 Doppelachsaggregat / Tandem-axle Assembly 1.HA / 1st RA 2.HA / 2nd RA Achsabstand [mm] / Centre Distance [mm]:1450 Radstand [mm] / Wheelbase [mm]:4200 Radstand [mm] / Wheelbase [mm]:4500 Baumuster / Type:930.162	(36) (14) (16) (18) (76) (76) (28)



MERCEDES-BENZ









ACTROS 3231 - 3339 8x4/4 06.96 -

10	Lenker, Radaufhängung / Track Control Arm	(5)	29461 01	948 350 24 05
	Längslenker / Trailing Arm nicht verstellbar / not adjustable Länge [mm] / Length [mm]:565 Rohr-Ø [mm] / Pipe Ø [mm]:52 Bohrung-Ø 1 / Bohrung-Ø 2 [mm] / Bore Ø 1 / Bore Ø 2 [mm]:21/21 Lochabstand 1/Lochabstand 2 / Hole Pitch 1/ Hole Pitch 2:152/152 Molekularlager / Molecular Bearing	(70) (146) (69) (80) (30) (67) (71)		© 25158 01
3231 B	04.97 - 10.02		Doppelachsaggregat / Tandem-axle Assembly	(36)
3235	04.97 - 10.02		1.HA / 1st RA	(14)
3235 B	04.97 - 10.02		2.HA / 2nd RA	(16)
3240	04.97 - 10.02		Radstand [mm] / Wheelbase [mm]:4500	(76)
3240 B	04.97 - 10.02		Radstand [mm] / Wheelbase [mm]:4800	(76)
3243	04.97 - 10.02		für Fzg. mit zul. Gesamtgewicht [t] / for vehicles with permissible total weight [t]:32	(121)
3243 B	04.97 - 10.02		Baumuster / Type:953.304-305	(28)
3231 K	04.97 - 10.02		Doppelachsaggregat / Tandem-axle Assembly	(36)
3235 K	04.97 - 10.02		1.HA / 1st RA	(14)
3240 K	04.97 - 10.02		2.HA / 2nd RA	(16)
3243 K	04.97 - 10.02		Radstand [mm] / Wheelbase [mm]:3300	(76)
			Radstand [mm] / Wheelbase [mm]:3600	(76)
			Radstand [mm] / Wheelbase [mm]:3900	(76)
			für Fzg. mit zul. Gesamtgewicht [t] / for vehicles with permissible total weight [t]:32	(121)
			Baumuster / Type:952.304-305/307	(28)
3240	04.03 -		Doppelachsaggregat / Tandem-axle Assembly	(36)
3241	04.03 -		1.HA / 1st RA	(14)
3241 L	06.08 -		2.HA / 2nd RA	(16)
3243	10.02 -		Baumuster / Type:930.306	(28)
3244	04.03 -			
3246	04.03 -			
3248, L	04.03 -			
3231 K, 3232 K	04.03 -		Doppelachsaggregat / Tandem-axle Assembly	(36)
3336 K	04.03 -		1.HA / 1st RA	(14)
			2.HA / 2nd RA	(16)
			Radstand [mm] / Wheelbase [mm]:4200	(76)
			Radstand [mm] / Wheelbase [mm]:4500	(76)
			Radstand [mm] / Wheelbase [mm]:4800	(76)
			Radstand [mm] / Wheelbase [mm]:5100	(76)
			für Fzg. mit zul. Gesamtgewicht [t] / for vehicles with permissible total weight [t]:32	(121)
			Baumuster / Type:932.304-307	(28)
3235 K	04.03 -		Doppelachsaggregat / Tandem-axle Assembly	(36)
3236 K	04.03 -		1.HA / 1st RA	(14)
3240 K	04.03 -		2.HA / 2nd RA	(16)
3241 K	04.03 -		Radstand [mm] / Wheelbase [mm]:4200	(76)
3243 K	04.03 -		Radstand [mm] / Wheelbase [mm]:4500	(76)
3244 K	04.03 -		Radstand [mm] / Wheelbase [mm]:5100	(76)
3246 K	04.03 -		für Fzg. mit zul. Gesamtgewicht [t] / for vehicles with permissible total weight [t]:32	(121)
3248 K	04.03 -		Baumuster / Type:932.304-305/307	(28)
3250	04.03 -		Doppelachsaggregat / Tandem-axle Assembly	(36)
			1.HA / 1st RA	(14)
			2.HA / 2nd RA	(16)
			Baumuster / Type:950.162	(28)
3255 L	02.09 -		Doppelachsaggregat / Tandem-axle Assembly	(36)
3260 L	02.09 -		1.HA / 1st RA	(14)
			2.HA / 2nd RA	(16)
			Radstand [mm] / Wheelbase [mm]:4200	(76)
			Radstand [mm] / Wheelbase [mm]:4500	(76)
			Baumuster / Type:930.162	(28)
3246 B	10.97 -		Doppelachsaggregat / Tandem-axle Assembly	(36)
			1.HA / 1st RA	(14)
			2.HA / 2nd RA	(16)
			Baumuster / Type:953.304-305	(28)



MERCEDES-BENZ










ACTROS 3231 - 3339 8x4/4 06.96 -

 8	<p>Lenker, Radaufhängung / Track Control Arm Dreieckslenker (Nfz) / Wishbone (CV) Länge [mm] / Length [mm]:622 Lochabstand 1/Lochabstand 2 / Hole Pitch 1/ Hole Pitch 2:152/130/130 Bohrung-Ø 1 / Bohrung-Ø 2 [mm] / Bore Ø 1 / Bore Ø 2 [mm]:25/25/25 Rohr-Ø [mm] / Pipe Ø [mm]:46 Molekularlager / Molecular Bearing</p>	(5) (38) (69) (67) (30) (80) (71)	<p>23069 02 948 350 30 05 © 30590 01 © 30589 01</p> 
	3231 B 04.97 - 10.02 3235 04.97 - 10.02 3235 B 04.97 - 10.02 3240 B 04.97 - 10.02 3243 B 04.97 - 10.02		 <p>Doppelachsaggregat / Tandem-axle Assembly (36) Achsausführung / Axle Version:2x10t, 2x13t (19) 1.HA / 1st RA (14) 2.HA / 2nd RA (16) Scheibenbremse / Disc Brake (83) Radstand [mm] / Wheelbase [mm]:4200 (76) Radstand [mm] / Wheelbase [mm]:4500 (76) Radstand [mm] / Wheelbase [mm]:4800 (76) Radstand [mm] / Wheelbase [mm]:5100 (76) für Fzg. mit zul. Gesamtgewicht [t] / for vehicles with permissible total weight [t]:32 (121) Baumuster / Type:953.304-307 (28)</p>
	3231 K 04.97 - 10.02 3235 K 04.97 - 10.02 3240 K 04.97 - 10.02 3243 K 04.97 - 10.02		 <p>Doppelachsaggregat / Tandem-axle Assembly (36) Achsausführung / Axle Version:2x10t, 2x13t (19) 1.HA / 1st RA (14) 2.HA / 2nd RA (16) Scheibenbremse / Disc Brake (83) Radstand [mm] / Wheelbase [mm]:4200 (76) Radstand [mm] / Wheelbase [mm]:4500 (76) Radstand [mm] / Wheelbase [mm]:5100 (76) für Fzg. mit zul. Gesamtgewicht [t] / for vehicles with permissible total weight [t]:32 (121) Baumuster / Type:952.304-305/307 (28)</p>
	3240 04.97 - 10.02 3243 04.97 - 10.02		 <p>Doppelachsaggregat / Tandem-axle Assembly (36) Achsausführung / Axle Version:2x10t, 2x13t (19) 1.HA / 1st RA (14) 2.HA / 2nd RA (16) Scheibenbremse / Disc Brake (83) Radstand [mm] / Wheelbase [mm]:4200 (76) Radstand [mm] / Wheelbase [mm]:4500 (76) Radstand [mm] / Wheelbase [mm]:4800 (76) Radstand [mm] / Wheelbase [mm]:5100 (76) für Fzg. mit zul. Gesamtgewicht [t] / for vehicles with permissible total weight [t]:32 (121) Baumuster / Type:953.304-307 (28)</p>
	3240 04.97 - 10.02 3243 04.97 - 10.02		 <p>Doppelachsaggregat / Tandem-axle Assembly (36) Achsausführung / Axle Version:2x10t, 2x13t (19) 1.HA / 1st RA (14) 2.HA / 2nd RA (16) Scheibenbremse / Disc Brake (83) Radstand [mm] / Wheelbase [mm]:5400 (76) für Fzg. mit zul. Gesamtgewicht [t] / for vehicles with permissible total weight [t]:32 (121) Baumuster / Type:950.306 (28)</p>
	3240 04.03 - 3241 04.03 - 3241 L 06.08 - 3243 10.02 - 3246 04.03 - 3248, L 04.03 -		 <p>Doppelachsaggregat / Tandem-axle Assembly (36) Achslast [t] / Axle Load [t]:2x10 (23) Scheibenbremse / Disc Brake (83) Baumuster / Type:930.306 (28)</p>
	3231 K, 3232 K 3336 K 04.03 - 04.03 -		 <p>Doppelachsaggregat / Tandem-axle Assembly (36) Achsausführung / Axle Version:2x10t, 2x13t (19) 1.HA / 1st RA (14) 2.HA / 2nd RA (16) Scheibenbremse / Disc Brake (83) Radstand [mm] / Wheelbase [mm]:4200 (76) Radstand [mm] / Wheelbase [mm]:4500 (76) Radstand [mm] / Wheelbase [mm]:4800 (76) Radstand [mm] / Wheelbase [mm]:5100 (76) für Fzg. mit zul. Gesamtgewicht [t] / for vehicles with permissible total weight [t]:32 (121) Baumuster / Type:932.304-307 (28)</p>












MERCEDES-BENZ

ACTROS 3231 - 3339 8x4/4 06.96 -

 8	Lenker, Radaufhängung / Track Control Arm		(5)	23069 02 948 350 30 05 © 30590 01 © 30589 01	
	Dreieckslenker (Nfz) / Wishbone (CV)		(38)		
Länge [mm] / Length [mm]:622		04.03 -	(69)		
Lochabstand 1/Lochabstand 2 / Hole Pitch 1/ Hole Pitch 2:152/130/130		04.03 -	(67)		
Bohrung-Ø 1 / Bohrung-Ø 2 [mm] / Bore Ø 1 / Bore Ø 2 [mm]:25/25/25		04.03 -	(30)		
Rohr-Ø [mm] / Pipe Ø [mm]:46		04.03 -	(80)		
Molekularlager / Molecular Bearing		04.03 -	(71)		
3235 K	04.03 -	 Doppelachsaggregat / Tandem-axle Assembly Achsausführung / Axle Version:2x10t, 2x13t 1.HA / 1st RA 2.HA / 2nd RA Scheibenbremse / Disc Brake Radstand [mm] / Wheelbase [mm]:4200 Radstand [mm] / Wheelbase [mm]:4500 Radstand [mm] / Wheelbase [mm]:5100 für Fzg. mit zul. Gesamtgewicht [t] / for vehicles with permissible total weight [t]:32 Baumuster / Type:932.304-305/307	(36)		
3236 K	04.03 -		(19)		
3240 K	04.03 -		(14)		
3241 K	04.03 -		(16)		
3243 K	04.03 -		(83)		
3244 K	04.03 -		(76)		
3246 K	04.03 -		(76)		
3248 K	04.03 -		(121)		
3244	04.03 -	 Doppelachsaggregat / Tandem-axle Assembly Achsausführung / Axle Version:2x10t, 2x13t 1.HA / 1st RA 2.HA / 2nd RA Scheibenbremse / Disc Brake Radstand [mm] / Wheelbase [mm]:5100 für Fzg. mit zul. Gesamtgewicht [t] / for vehicles with permissible total weight [t]:32 Baumuster / Type:930.306	(36)		
			(19)		
			(14)		
3244	04.03 -	 Doppelachsaggregat / Tandem-axle Assembly Achslast [t] / Axle Load [t]:2x10 Scheibenbremse / Disc Brake Baumuster / Type:930.306	(36)		
			(23)		
			(83)		
			(28)		
3232 B	04.03 -	 Doppelachsaggregat / Tandem-axle Assembly Achsausführung / Axle Version:2x10t, 2x13t 1.HA / 1st RA 2.HA / 2nd RA Scheibenbremse / Disc Brake Radstand [mm] / Wheelbase [mm]:4200 Radstand [mm] / Wheelbase [mm]:4500 Radstand [mm] / Wheelbase [mm]:5100 für Fzg. mit zul. Gesamtgewicht [t] / for vehicles with permissible total weight [t]:32 Baumuster / Type:933.304-305/307	(36)		
3236 B	04.03 -		(19)		
3241 B	04.03 -		(14)		
3244 B	04.03 -		(16)		
3246 B	04.03 -		(83)		
3248 B	04.03 -		(76)		
			(76)		
			(121)		
3250	04.03 -	 Doppelachsaggregat / Tandem-axle Assembly Achsausführung / Axle Version:2x10t, 2x13t 1.HA / 1st RA 2.HA / 2nd RA Scheibenbremse / Disc Brake Baumuster / Type:950.162	(36)		
			(19)		
			(14)		
			(16)		
			(83)		
3255 L	02.09 -	 Doppelachsaggregat / Tandem-axle Assembly Achsausführung / Axle Version:2x10t, 2x13t 1.HA / 1st RA 2.HA / 2nd RA Scheibenbremse / Disc Brake Radstand [mm] / Wheelbase [mm]:3900 Radstand [mm] / Wheelbase [mm]:4200 Radstand [mm] / Wheelbase [mm]:4500 Baumuster / Type:930.162	(36)		
3260 L	02.09 -		(19)		
			(14)		
			(16)		
			(83)		
			(76)		
			(76)		
			(28)		
3246 B	10.97 -	 Doppelachsaggregat / Tandem-axle Assembly Achsausführung / Axle Version:2x10t, 2x13t 1.HA / 1st RA 2.HA / 2nd RA Scheibenbremse / Disc Brake Baumuster / Type:953.304-305	(36)		
			(19)		
			(14)		
			(16)		
			(83)		



MERCEDES-BENZ

ACTROS 3231 - 3339		8x4/4	06.96 -		
 8	Lenker, Radaufhängung / Track Control Arm Dreieckslenker (Nfz) / Wishbone (CV) Länge [mm] / Length [mm]:621,5 Rohr-Ø [mm] / Pipe Ø [mm]:60 Bohrung-Ø 1 / Bohrung-Ø 2 [mm] / Bore Ø 1 / Bore Ø 2 [mm]:25/23/23 Lochabstand 1/Lochabstand 2 / Hole Pitch 1/ Hole Pitch 2:152/130/130 Molekularlager / Molecular Bearing	(5) (38) (69) (80) (30) (67) (71)		26031 01 948 350 22 05 ® 28706 01 ® 28705 01	
	3250	04.03 -	 Doppelachsaggregat / Tandem-axle Assembly Achsausführung / Axle Version:2x16t 1.HA / 1st RA 2.HA / 2nd RA Scheibenbremse / Disc Brake Baumuster / Type:950.162	(36) (19) (14) (16) (83) (28)	
	3255 L 3260 L	02.09 - 02.09 -	 Doppelachsaggregat / Tandem-axle Assembly Achsausführung / Axle Version:2x16t 1.HA / 1st RA 2.HA / 2nd RA Scheibenbremse / Disc Brake Radstand [mm] / Wheelbase [mm]:4200 Radstand [mm] / Wheelbase [mm]:4500 Baumuster / Type:930.162	(36) (19) (14) (16) (83) (76) (76) (28)	
 8	Lenker, Radaufhängung / Track Control Arm Dreieckslenker (Nfz) / Wishbone (CV) Länge [mm] / Length [mm]:621,5 Rohr-Ø [mm] / Pipe Ø [mm]:60 Bohrung-Ø 1 / Bohrung-Ø 2 [mm] / Bore Ø 1 / Bore Ø 2 [mm]:25/23/23 Lochabstand 1/Lochabstand 2 / Hole Pitch 1/ Hole Pitch 2:152/130/130 Molekularlager / Molecular Bearing	(5) (38) (69) (80) (30) (67) (71)		33736 01 948 350 27 05 ® 28706 01 ® 28705 01	
	3255 L 3260 L	02.09 - 02.09 -	 Doppelachsaggregat / Tandem-axle Assembly Achsausführung / Axle Version:2x16t 1.HA / 1st RA 2.HA / 2nd RA Trommelbremse / Drum Brake Radstand [mm] / Wheelbase [mm]:4200 Radstand [mm] / Wheelbase [mm]:4500 Baumuster / Type:930.162	(36) (19) (14) (16) (86) (76) (76) (28)	
	 8	Lenker, Radaufhängung / Track Control Arm Dreieckslenker (Nfz) / Wishbone (CV) Länge [mm] / Length [mm]:667 Rohr-Ø [mm] / Pipe Ø [mm]:60 Bohrung-Ø 1 / Bohrung-Ø 2 [mm] / Bore Ø 1 / Bore Ø 2 [mm]:25/23/23 Lochabstand 1/Lochabstand 2 / Hole Pitch 1/ Hole Pitch 2:152/130/130 Molekularlager / Molecular Bearing	(5) (38) (69) (80) (30) (67) (71)		33737 01 948 350 28 05 ® 28706 01 ® 28705 01
3255 L 3260 L		02.09 - 02.09 -	 Doppelachsaggregat / Tandem-axle Assembly Achsausführung / Axle Version:13t / 18t 1.HA / 1st RA 2.HA / 2nd RA Trommelbremse / Drum Brake Radstand [mm] / Wheelbase [mm]:4200 Radstand [mm] / Wheelbase [mm]:4500 Baumuster / Type:930.162	(36) (19) (14) (16) (86) (76) (76) (28)	

Pos










Ref.



MERCEDES-BENZ

ACTROS 3231 - 3339 8x4/4 06.96 -

 8	Lenker, Radaufhängung / Track Control Arm Dreieckslenker (Nfz) / Wishbone (CV) Länge [mm] / Length [mm]:622 Rohr-Ø [mm] / Pipe Ø [mm]:46 Bohrung-Ø 1 / Bohrung-Ø 2 [mm] / Bore Ø 1 / Bore Ø 2 [mm]:25/25/25 Lochabstand 1/Lochabstand 2 / Hole Pitch 1/ Hole Pitch 2:152/130/130 Molekularlager / Molecular Bearing	(5) (38) (69) (80) (30) (67) (71)	33738 01 948 350 29 05 Ⓜ 30589 01 Ⓜ 30590 01	
	3255 L 02.09 - 3260 L 02.09 -	 Doppelachsaggregat / Tandem-axle Assembly Achsausführung / Axle Version:2x13t Trommelbremse / Drum Brake 1.HA / 1st RA 2.HA / 2nd RA Radstand [mm] / Wheelbase [mm]:3900 Radstand [mm] / Wheelbase [mm]:4200 Radstand [mm] / Wheelbase [mm]:4500 Baumuster / Type:930.162	(36) (19) (86) (14) (16) (76) (76) (76) (28)	
 8	Lenker, Radaufhängung / Track Control Arm Dreieckslenker (Nfz) / Wishbone (CV) Länge [mm] / Length [mm]:622 Rohr-Ø [mm] / Pipe Ø [mm]:46 Bohrung-Ø 1 / Bohrung-Ø 2 [mm] / Bore Ø 1 / Bore Ø 2 [mm]:25/25/25 Lochabstand 1/Lochabstand 2 / Hole Pitch 1/ Hole Pitch 2:152/130/130 Molekularlager / Molecular Bearing	(5) (38) (69) (80) (30) (67) (71)	34362 01 944 350 04 05 Ⓜ 30587 01 Ⓜ 30589 01	
	3240 04.03 - 3241 04.03 - 3241 L 06.08 - 3243 10.02 - 3244 04.03 - 3246 04.03 - 3248, L 04.03 -	 Aggregat / Unit Achslast [t] / Axle Load [t]:2x10 Trommelbremse / Drum Brake Baumuster / Type:930.306	(24) (23) (86) (28)	
3231 B 04.03 - 3231 K, 3232 K 04.03 - 3232 B 04.03 - 3235 B 04.03 - 3235 K 04.03 - 3236 B 04.03 - 3236 K 04.03 - 3240 B 04.03 - 3240 K 04.03 - 3241 B 04.03 - 3241 K 04.03 - 3243 B 04.03 - 3243 K 04.03 - 3244 B 04.03 - 3244 K 04.03 - 3246 B 04.03 - 3246 K 04.03 - 3248 B 04.03 - 3248 K 04.03 - 3332 B 01.03 - 3336 B 01.03 - 3336 K 04.03 -	 Aggregat / Unit Achslast [t] / Axle Load [t]:2x10 Trommelbremse / Drum Brake	(24) (23) (86)		






MERCEDES-BENZ

ACTROS 3231 - 3339

8x4/4

06.96 -

	<p>Kugelkopf, Schaltgestänge Ball Head, gearshift linkage Länge [mm] / Length [mm]:55 Konusmaß [mm] / Cone Size [mm]:10 Aussengewinde [mm] / Outer Thread [mm]:M14x1,5 mit Rechtsgewinde / with right-hand thread</p>	<p>(3) (69) (58) (27) (137)</p>	<p>19465 01 000 996 70 45</p> 
	<p>3231 B 04.97 - 10.02 3231 K 04.97 - 10.02 3235 04.97 - 10.02 3235 B 04.97 - 10.02 3235 K 04.97 - 10.02 3240 04.97 - 10.02 3240 B 04.97 - 10.02 3240 K 04.97 - 10.02 3243 04.97 - 10.02 3243 B 04.97 - 10.02 3243 K 04.97 - 10.02 3246 B 10.97 - 3246 K 10.97 - 3250 04.03 -</p>		
	<p>Kugelkopf, Schaltgestänge Ball Head, gearshift linkage Länge [mm] / Length [mm]:45 Konusmaß [mm] / Cone Size [mm]:12 Innengewinde [mm] / Inner Thread [mm]:M12 mit Linksgewinde / with left-hand thread Gewindemaß / Thread Size:M10</p>	<p>(3) (69) (58) (55) (135) (49)</p>	<p>21691 01 000 996 67 45</p> 
	<p>3231 B 04.97 - 10.02 3231 K 04.97 - 10.02 3235 04.97 - 10.02 3235 B 04.97 - 10.02 3235 K 04.97 - 10.02 3240 04.97 - 10.02 3240 B 04.97 - 10.02 3240 K 04.97 - 10.02 3243 04.97 - 10.02 3243 B 04.97 - 10.02 3243 K 04.97 - 10.02 3246 B 10.97 - 3246 K 10.97 - 3250 04.03 -</p>		
	<p>Kugelkopf, Schaltgestänge Ball Head, gearshift linkage Länge [mm] / Length [mm]:59 Konusmaß [mm] / Cone Size [mm]:10 Innengewinde [mm] / Inner Thread [mm]:M12 mit Rechtsgewinde / with right-hand thread Gewindemaß / Thread Size:M10</p>	<p>(3) (69) (58) (55) (137) (49)</p>	<p>21696 01 000 996 66 45</p> 
	<p>3231 B 04.97 - 10.02 3231 K 04.97 - 10.02 3235 04.97 - 10.02 3235 B 04.97 - 10.02 3235 K 04.97 - 10.02 3240 04.97 - 10.02 3240 B 04.97 - 10.02 3240 K 04.97 - 10.02 3243 04.97 - 10.02 3243 B 04.97 - 10.02 3243 K 04.97 - 10.02 3246 B 10.97 - 3246 K 10.97 - 3250 04.03 -</p>		

Pos



Ref.




MERCEDES-BENZ

ACTROS 3231 - 3339

8x4/4

06.96 -









	<p>Kugelkopf, Schaltgestänge Ball Head, gearshift linkage Länge [mm] / Length [mm]:55 Konusmaß [mm] / Cone Size [mm]:12 Aussengewinde [mm] / Outer Thread [mm]:M14x1,5 mit Rechtsgewinde / with right-hand thread</p>	<p>(3) (69) (58) (27) (137)</p>	<p>22721 01 000 268 59 89</p> 
	<p>3231 B 3231 K 3235 3235 B 3235 K 3240 3240 B 3240 K 3243 3243 B 3243 K 3246 B 3246 K 3250</p>	<p>04.97 - 10.02 04.97 - 10.02 04.97 - 10.02 04.97 - 10.02 04.97 - 10.02 04.97 - 10.02 04.97 - 10.02 04.97 - 10.02 04.97 - 10.02 04.97 - 10.02 04.97 - 10.02 10.97 - 10.97 - 04.03 -</p>	



MERCEDES-BENZ

ACTROS 3231 - 3339

06.96 -











1	Lenkstange / Centre Rod Assembly Schubstange / Push Rod einseitig verstellbar / Adjustable on one side Länge [mm] / Length [mm]:904 Konusmaß [mm] / Cone Size [mm]:32 Rohr-Ø [mm] / Pipe Ø [mm]:52 mit Zubehör / with accessories	(6) (85) (101) (69) (58) (80) (140)	23470 01 001 460 71 05  11394 04
	3231		 Lenkstockhebel zur 1. VA / Pitman Arm to 1st FA (66) Scheibenbremse / Disc Brake (83) Radstand [mm] / Wheelbase [mm]:4200 (76) Radstand [mm] / Wheelbase [mm]:4500 (76) Radstand [mm] / Wheelbase [mm]:5100 (76) für Fzg. mit zul. Gesamtgewicht [t] / for vehicles with permissible total weight [t]:32 (121) Achsausführung / Axle Version:8x4/4 (19) Baumuster / Type:932.304-305/307 (28)
1	Lenkstange / Centre Rod Assembly Schubstange / Push Rod einseitig verstellbar / Adjustable on one side Länge [mm] / Length [mm]:876 Konusmaß [mm] / Cone Size [mm]:28,6 Rohr-Ø [mm] / Pipe Ø [mm]:40 mit Zubehör / with accessories	(6) (85) (101) (69) (58) (80) (140)	24244 01 002 460 48 05  27623 01
	3331		 Lenkstockhebel zur 1. VA / Pitman Arm to 1st FA (66) Radstand [mm] / Wheelbase [mm]:3300 (76) Radstand [mm] / Wheelbase [mm]:3600 (76) Radstand [mm] / Wheelbase [mm]:3900 (76) für Fzg. mit zul. Gesamtgewicht [t] / for vehicles with permissible total weight [t]:33 (121) Achsausführung / Axle Version:6x4 (19) Baumuster / Type:932.161-163 (28)
	3331		 Lenkstockhebel zur 1. VA / Pitman Arm to 1st FA (66) Radstand [mm] / Wheelbase [mm]:4200 (76) Radstand [mm] / Wheelbase [mm]:4500 (76) für Fzg. mit zul. Gesamtgewicht [t] / for vehicles with permissible total weight [t]:33 (121) Achsausführung / Axle Version:6x4 (19) Baumuster / Type:930.162-163 (28)
1	Lenkstange / Centre Rod Assembly Schubstange / Push Rod einseitig verstellbar / Adjustable on one side Länge [mm] / Length [mm]:895 Konusmaß [mm] / Cone Size [mm]:28,6 Rohr-Ø [mm] / Pipe Ø [mm]:36 mit Zubehör / with accessories mit Sicherungsmutter / with lock nut	(6) (85) (101) (69) (58) (80) (140) (138)	25721 01 002 460 46 05  23077 01
	3331		 Lenkstockhebel zur 1. VA / Pitman Arm to 1st FA (66) Trommelbremse / Drum Brake (86) Radstand [mm] / Wheelbase [mm]:3300 (76) Radstand [mm] / Wheelbase [mm]:3600 (76) Radstand [mm] / Wheelbase [mm]:3900 (76) für Fzg. mit zul. Gesamtgewicht [t] / for vehicles with permissible total weight [t]:33 (121) Achsausführung / Axle Version:6x4 (19) Baumuster / Type:932.161-163 (28)
	3331		 Lenkstockhebel zur 1. VA / Pitman Arm to 1st FA (66) Trommelbremse / Drum Brake (86) Radstand [mm] / Wheelbase [mm]:4200 (76) Radstand [mm] / Wheelbase [mm]:4500 (76) für Fzg. mit zul. Gesamtgewicht [t] / for vehicles with permissible total weight [t]:33 (121) Achsausführung / Axle Version:6x4 (19) Baumuster / Type:930.162-163 (28)



MERCEDES-BENZ

ACTROS 3231 - 3339

06.96 -









 1	Lenkstange / Centre Rod Assembly Schubstange / Push Rod einseitig verstellbar / Adjustable on one side Länge [mm] / Length [mm]:935 Konusmaß [mm] / Cone Size [mm]:30 Konusmaß [mm] / Cone Size [mm]:32 Rohr-Ø [mm] / Pipe Ø [mm]:38 mit Zubehör / with accessories	(6) (85) (101) (69) (58) (58) (80) (140)	29728 01 002 460 60 05  11394 04
	3331	 Lenkstockhebel zur 1. VA / Pitman Arm to 1st FA (66) Scheibenbremse / Disc Brake (83) Radstand [mm] / Wheelbase [mm]:3300 (76) Radstand [mm] / Wheelbase [mm]:3600 (76) für Fzg. mit zul. Gesamtgewicht [t] / for vehicles with permissible total weight [t]:33 (121) Achsausführung / Axle Version:6x6 (19) Baumuster / Type:932.182-183 (28)	
	3331	 Lenkstockhebel zur 1. VA / Pitman Arm to 1st FA (66) Scheibenbremse / Disc Brake (83) Radstand [mm] / Wheelbase [mm]:3300 (76) Radstand [mm] / Wheelbase [mm]:3600 (76) Radstand [mm] / Wheelbase [mm]:3900 (76) für Fzg. mit zul. Gesamtgewicht [t] / for vehicles with permissible total weight [t]:33 (121) Achsausführung / Axle Version:6x4 (19) Baumuster / Type:932.161-163 (28)	
 2	Lenkstange / Centre Rod Assembly Schubstange / Push Rod beidseitig verstellbar / Adjustable on both sides Länge [mm] / Length [mm]:733 Konusmaß [mm] / Cone Size [mm]:32 Rohr-Ø [mm] / Pipe Ø [mm]:36 mit Zubehör / with accessories	(6) (85) (100) (69) (58) (80) (140)	29799 01 001 460 15 05  11394 04 12280 04
	3231	 Zwischenhebel zur Vorderachse 2 / Control arm to front axle 2 (92) Radstand [mm] / Wheelbase [mm]:4200 (76) Radstand [mm] / Wheelbase [mm]:4500 (76) Radstand [mm] / Wheelbase [mm]:5100 (76) für Fzg. mit zul. Gesamtgewicht [t] / for vehicles with permissible total weight [t]:32 (121) Achsausführung / Axle Version:8x4/4 (19) Baumuster / Type:932.304-305/307 (28)	
 3	Lenkstange / Centre Rod Assembly Schubstange / Push Rod nicht verstellbar / not adjustable Länge [mm] / Length [mm]:1095 Konusmaß [mm] / Cone Size [mm]:32 Rohr-Ø [mm] / Pipe Ø [mm]:42 mit Zubehör / with accessories	(6) (85) (146) (69) (58) (80) (140)	25249 01 001 460 13 05 
	3231	 am Zwischenhebel / at the intermediate lever (97) Zwischenhebel 1 zum Zwischenlager 2 / Control arm 1 to intermediate bearing 2 (89) Scheibenbremse / Disc Brake (83) Radstand [mm] / Wheelbase [mm]:4200 (76) Radstand [mm] / Wheelbase [mm]:4500 (76) Radstand [mm] / Wheelbase [mm]:5100 (76) für Fzg. mit zul. Gesamtgewicht [t] / for vehicles with permissible total weight [t]:32 (121) Achsausführung / Axle Version:8x4/4 (19) Baumuster / Type:932.304-305/307 (28)	



MERCEDES-BENZ

ACTROS 3231 - 3339

06.96 -





 8	Lenker, Radaufhängung / Track Control Arm Dreieckslenker (Nfz) / Wishbone (CV) Länge [mm] / Length [mm]:621,5 Rohr-Ø [mm] / Pipe Ø [mm]:60 Bohrung-Ø 1 / Bohrung-Ø 2 [mm] / Bore Ø 1 / Bore Ø 2 [mm]:25/23/23 Lochabstand 1/Lochabstand 2 / Hole Pitch 1/ Hole Pitch 2:152/130/130 Molekularlager / Molecular Bearing	(5) (38) (69) (80) (30) (67) (71)	26031 01 948 350 22 05 © 28706 01 © 28705 01	
	3331	 Doppelachsaggregat / Tandem-axle Assembly 1.HA / 1st RA 2.HA / 2nd RA Scheibenbremse / Disc Brake Radstand [mm] / Wheelbase [mm]:3300 Radstand [mm] / Wheelbase [mm]:3600 für Fzg. mit zul. Gesamtgewicht [t] / for vehicles with permissible total weight [t]:33 Achsausführung / Axle Version:2x16t, 6x6 Baumuster / Type:932.182-183	(36) (14) (16) (83) (76) (76) (121) (19) (28)	
	3331	 Doppelachsaggregat / Tandem-axle Assembly 1.HA / 1st RA 2.HA / 2nd RA Scheibenbremse / Disc Brake Radstand [mm] / Wheelbase [mm]:3300 Radstand [mm] / Wheelbase [mm]:3600 Radstand [mm] / Wheelbase [mm]:3900 für Fzg. mit zul. Gesamtgewicht [t] / for vehicles with permissible total weight [t]:33 Achsausführung / Axle Version:2x16t, 6x4 Baumuster / Type:932.161-163	(36) (14) (16) (83) (76) (76) (121) (19) (28)	
 8	Lenker, Radaufhängung / Track Control Arm Dreieckslenker (Nfz) / Wishbone (CV) Länge [mm] / Length [mm]:621,5 Rohr-Ø [mm] / Pipe Ø [mm]:60 Bohrung-Ø 1 / Bohrung-Ø 2 [mm] / Bore Ø 1 / Bore Ø 2 [mm]:25/23/23 Lochabstand 1/Lochabstand 2 / Hole Pitch 1/ Hole Pitch 2:152/130/130 Molekularlager / Molecular Bearing	(5) (38) (69) (80) (30) (67) (71)	33736 01 948 350 27 05 © 28706 01 © 28705 01	
	3331	 Doppelachsaggregat / Tandem-axle Assembly 1.HA / 1st RA 2.HA / 2nd RA Trommelbremse / Drum Brake Radstand [mm] / Wheelbase [mm]:3300 Radstand [mm] / Wheelbase [mm]:3600 für Fzg. mit zul. Gesamtgewicht [t] / for vehicles with permissible total weight [t]:33 Achsausführung / Axle Version:2x16t, 6x6 Baumuster / Type:932.182-183	(36) (14) (16) (86) (76) (76) (121) (19) (28)	
	3331	 Doppelachsaggregat / Tandem-axle Assembly 1.HA / 1st RA 2.HA / 2nd RA Trommelbremse / Drum Brake Radstand [mm] / Wheelbase [mm]:3300 Radstand [mm] / Wheelbase [mm]:3600 Radstand [mm] / Wheelbase [mm]:3900 für Fzg. mit zul. Gesamtgewicht [t] / for vehicles with permissible total weight [t]:33 Achsausführung / Axle Version:2x16t, 6x4 Baumuster / Type:932.161-163	(36) (14) (16) (86) (76) (76) (121) (19) (28)	



MERCEDES-BENZ

ACTROS 3231 - 3339

06.96 -

 8	<p>Lenker, Radaufhängung / Track Control Arm</p> <p>Dreieckslenker (Nfz) / Wishbone (CV) (5)</p> <p>Länge [mm] / Length [mm]:667 (38)</p> <p>Rohr-Ø [mm] / Pipe Ø [mm]:60 (69)</p> <p>Bohrung-Ø 1 / Bohrung-Ø 2 [mm] / Bore Ø 1 / Bore Ø 2 [mm]:25/23/23 (80)</p> <p>Lochabstand 1/Lochabstand 2 / Hole Pitch 1/ Hole Pitch 2:152/130/130 (30)</p> <p>Molekularlager / Molecular Bearing (67)</p>	<p>33737 01 948 350 28 05</p> <p>Ⓜ 28706 01</p> <p>Ⓜ 28705 01</p> 
3331		 <p>Doppelachsaggregat / Tandem-axle Assembly (36)</p> <p>1.HA / 1st RA (14)</p> <p>2.HA / 2nd RA (16)</p> <p>Trommelbremse / Drum Brake (86)</p> <p>Radstand [mm] / Wheelbase [mm]:3300 (76)</p> <p>Radstand [mm] / Wheelbase [mm]:3600 (76)</p> <p>für Fzg. mit zul. Gesamtgewicht [t] / for vehicles with permissible total weight [t]:33 (121)</p> <p>Achsausführung / Axle Version:13t / 18t, 6x6 (19)</p> <p>Baumuster / Type:932.182-183 (28)</p>
3331		 <p>Doppelachsaggregat / Tandem-axle Assembly (36)</p> <p>1.HA / 1st RA (14)</p> <p>2.HA / 2nd RA (16)</p> <p>Trommelbremse / Drum Brake (86)</p> <p>Radstand [mm] / Wheelbase [mm]:3300 (76)</p> <p>Radstand [mm] / Wheelbase [mm]:3600 (76)</p> <p>Radstand [mm] / Wheelbase [mm]:3900 (76)</p> <p>für Fzg. mit zul. Gesamtgewicht [t] / for vehicles with permissible total weight [t]:33 (121)</p> <p>Achsausführung / Axle Version:13t / 18t, 6x4 (19)</p> <p>Baumuster / Type:932.161-163 (28)</p>












MERCEDES-BENZ

ACTROS 3340 - 3550

6x4












06.96 -

 1	Lenkstange / Centre Rod Assembly Schubstange / Push Rod einseitig verstellbar / Adjustable on one side Länge [mm] / Length [mm]:879 Konusmaß [mm] / Cone Size [mm]:30 Rohr-Ø [mm] / Pipe Ø [mm]:42 mit Zubehör / with accessories	(6) (85) (101) (69) (58) (80) (140)	19904 01 11505 03		001 460 67 05
	3340 3343 3346 3348, 15928 ccm 3353 3357	04.97 - 10.02 04.97 - 10.02 04.97 - 10.02 04.97 - 10.02 04.97 - 10.02 04.97 - 10.02	 Lenkstockhebel zur 1. VA / Pitman Arm to 1st FA Scheibenbremse / Disc Brake Radstand [mm] / Wheelbase [mm]:4200 Radstand [mm] / Wheelbase [mm]:4500 Baumuster / Type:950.162-163	(66) (83) (76) (76) (28)	
3340 S 3343 S 3348 S, 15928 ccm 3353 S 3357 S	04.97 - 10.02 04.97 - 10.02 04.97 - 10.02 04.97 - 10.02 04.97 - 10.02	 Lenkstockhebel zur 1. VA / Pitman Arm to 1st FA 1.VA / 1st FA Scheibenbremse / Disc Brake Radstand [mm] / Wheelbase [mm]:4200 Baumuster / Type:954.161	(66) (15) (83) (76) (28)		
3340 K	04.97 - 10.02	 Lenkstockhebel zur 1. VA / Pitman Arm to 1st FA 1.VA / 1st FA Scheibenbremse / Disc Brake Radstand [mm] / Wheelbase [mm]:3300 Radstand [mm] / Wheelbase [mm]:3600 Radstand [mm] / Wheelbase [mm]:3900 Baumuster / Type:952.161-163	(66) (15) (83) (76) (76) (28)		
3340 B	04.97 - 10.02	 Lenkstockhebel zur 1. VA / Pitman Arm to 1st FA Scheibenbremse / Disc Brake Radstand [mm] / Wheelbase [mm]:3300 Radstand [mm] / Wheelbase [mm]:3600 Radstand [mm] / Wheelbase [mm]:3900 Baumuster / Type:953.161-163	(66) (83) (76) (76) (76) (28)		
3343 K 3348 K, 15928 ccm	04.97 - 10.02 04.97 - 10.02	 Lenkstockhebel zur 1. VA / Pitman Arm to 1st FA 1.VA / 1st FA Scheibenbremse / Disc Brake Radstand [mm] / Wheelbase [mm]:3300 Radstand [mm] / Wheelbase [mm]:3600 Radstand [mm] / Wheelbase [mm]:3900 Baumuster / Type:952.161/163	(66) (15) (83) (76) (76) (28)		
3341 S 3346 S 3350 S	10.97 - 10.97 - 10.97 -	 Lenkstockhebel zur 1. VA / Pitman Arm to 1st FA 1.VA / 1st FA Scheibenbremse / Disc Brake Radstand [mm] / Wheelbase [mm]:4200 für Fzg. mit zul. Gesamtgewicht [t] / for vehicles with permissible total weight [t]:33 Baumuster / Type:954.161	(66) (15) (83) (76) (121) (28)		
3346 K 3350 K	10.97 - 10.97 -	 Lenkstockhebel zur 1. VA / Pitman Arm to 1st FA 1.VA / 1st FA Scheibenbremse / Disc Brake Baumuster / Type:952.161/163	(66) (15) (83) (28)		



MERCEDES-BENZ









ACTROS 3340 - 3550 6x4 06.96 -

 1	Lenkstange / Centre Rod Assembly Schubstange / Push Rod einseitig verstellbar / Adjustable on one side Länge [mm] / Length [mm]:866 Konusmaß [mm] / Cone Size [mm]:30 Rohr-Ø [mm] / Pipe Ø [mm]:38 mit Zubehör / with accessories	(6) (85) (101) (69) (58) (80) (140)	23469 01 001 460 98 05  11505 03
	3340 04.97 - 10.02 3343 04.97 - 10.02 3346 04.97 - 10.02 3348, 15928 ccm 04.97 - 10.02 3353 04.97 - 10.02 3357 04.97 - 10.02	 Lenkstockhebel zur 1. VA / Pitman Arm to 1st FA (66) Scheibenbremse / Disc Brake (83) Radstand [mm] / Wheelbase [mm]:4200 (76) Radstand [mm] / Wheelbase [mm]:4500 (76) Baumuster / Type:950.162-163 (28)	
	3340 S 04.97 - 10.02 3343 S 04.97 - 10.02 3348 S, 15928 ccm 04.97 - 10.02 3353 S 04.97 - 10.02 3357 S 04.97 - 10.02	 Lenkstockhebel zur 1. VA / Pitman Arm to 1st FA (66) 1.VA / 1st FA (15) Scheibenbremse / Disc Brake (83) Radstand [mm] / Wheelbase [mm]:3300 (76) Baumuster / Type:954.161 (28)	
	3340 K 04.97 - 10.02 3343 K 04.97 - 10.02 3348 K, 15928 ccm 04.97 - 10.02	 Lenkstockhebel zur 1. VA / Pitman Arm to 1st FA (66) 1.VA / 1st FA (15) Scheibenbremse / Disc Brake (83) Radstand [mm] / Wheelbase [mm]:3300 (76) Radstand [mm] / Wheelbase [mm]:3600 (76) Radstand [mm] / Wheelbase [mm]:3900 (76) Baumuster / Type:952.161-163 (28)	
	3340 B 04.97 - 10.02	 Lenkstockhebel zur 1. VA / Pitman Arm to 1st FA (66) 1.VA / 1st FA (15) Scheibenbremse / Disc Brake (83) Radstand [mm] / Wheelbase [mm]:3300 (76) Radstand [mm] / Wheelbase [mm]:3600 (76) Radstand [mm] / Wheelbase [mm]:3900 (76) Baumuster / Type:953.161-163 (28)	
	3350 S 06.09 -	 Lenkstockhebel zur 1. VA / Pitman Arm to 1st FA (66) Achsausführung / Axle Version:VL5 (19) Baumuster / Type:934.251 (28) Gekröpfte Vorderachse / Offset front axle (47)	
	3341 S 10.97 - 3346 S 10.97 - 3350 S 10.97 -	 Lenkstockhebel zur 1. VA / Pitman Arm to 1st FA (66) 1.VA / 1st FA (15) Scheibenbremse / Disc Brake (83) Baumuster / Type:954.161 (28)	
	3346 K 10.97 - 3350 K 10.97 -	 Lenkstockhebel zur 1. VA / Pitman Arm to 1st FA (66) 1.VA / 1st FA (15) Scheibenbremse / Disc Brake (83) Baumuster / Type:952.161/163 (28)	
	 1	Lenkstange / Centre Rod Assembly Schubstange / Push Rod einseitig verstellbar / Adjustable on one side Länge [mm] / Length [mm]:879 Konusmaß [mm] / Cone Size [mm]:28,6 Rohr-Ø [mm] / Pipe Ø [mm]:36 mit Zubehör / with accessories mit Sicherungsmutter / with lock nut	(6) (85) (101) (69) (58) (80) (140) (138)
3350 S 06.09 -		 Lenkstockhebel zur 1. VA / Pitman Arm to 1st FA (66) Trommelbremse / Drum Brake (86) Achsausführung / Axle Version:VL4 (19) Baumuster / Type:934.251 (28)	



MERCEDES-BENZ












ACTROS 3340 - 3550 6x4 06.96 -

 1	Lenkstange / Centre Rod Assembly Schubstange / Push Rod einseitig verstellbar / Adjustable on one side Länge [mm] / Length [mm]:876 Konusmaß [mm] / Cone Size [mm]:28,6 Rohr-Ø [mm] / Pipe Ø [mm]:40 mit Zubehör / with accessories	(6) (85) (101) (69) (58) (80) (140)	24244 01 002 460 48 05  27623 01		
	3340 S 04.97 - 10.02 3343 S 04.97 - 10.02 3348 S, 15928 ccm 04.97 - 10.02 3353 S 04.97 - 10.02 3357 S 04.97 - 10.02		Lenkstockhebel zur 1. VA / Pitman Arm to 1st FA Radstand [mm] / Wheelbase [mm]:3300 Baumuster / Type:954.161	(66) (76) (28)	
	3341 B 3344 B 3346 B 3348 B	04.03 - 04.03 - 04.03 - 04.03 -		Lenkstockhebel zur 1. VA / Pitman Arm to 1st FA Radstand [mm] / Wheelbase [mm]:3300 Radstand [mm] / Wheelbase [mm]:3600 Radstand [mm] / Wheelbase [mm]:3900 Baumuster / Type:933.161-163	(66) (76) (76) (76) (28)
	3341 K 3343 K 3344 K 3346 K 3348 K, 11946 ccm 3348 K, 15928 ccm 3351 K	04.03 - 04.03 - 04.03 - 04.03 - 04.03 - 04.03 -		Lenkstockhebel zur 1. VA / Pitman Arm to 1st FA Radstand [mm] / Wheelbase [mm]:3300 Radstand [mm] / Wheelbase [mm]:3600 Radstand [mm] / Wheelbase [mm]:3900 für Fzg. mit zul. Gesamtgewicht [t] / for vehicles with permissible total weight [t]:33 Baumuster / Type:932.161-163	(66) (76) (76) (76) (121) (28)
	3341 S 3346 S 3350 S	10.97 - 10.97 - 10.97 -		Lenkstockhebel zur 1. VA / Pitman Arm to 1st FA Baumuster / Type:954.161	(66) (28)
	3343 B	04.03 -		Lenkstockhebel zur 1. VA / Pitman Arm to 1st FA Baumuster / Type:933.161-163	(66) (28)



MERCEDES-BENZ









ACTROS 3340 - 3550 6x4 06.96 -

 1	Lenkstange / Centre Rod Assembly Schubstange / Push Rod einseitig verstellbar / Adjustable on one side Länge [mm] / Length [mm]:893 Konusmaß [mm] / Cone Size [mm]:32 Rohr-Ø [mm] / Pipe Ø [mm]:38 mit Zubehör / with accessories	(6) (85) (101) (69) (58) (80) (140)	25361 01 002 460 62 05 
	3340 3343 3346 3348, 15928 ccm 3353 3357	04.97 - 10.02 04.97 - 10.02 04.97 - 10.02 04.97 - 10.02 04.97 - 10.02 04.97 - 10.02	 Lenkstockhebel zur 1. VA / Pitman Arm to 1st FA (66) Achslast [t] / Axle Load [t]:9 (23) Trommelbremse / Drum Brake (86) Radstand [mm] / Wheelbase [mm]:4200 (76) Radstand [mm] / Wheelbase [mm]:4500 (76) Baumuster / Type:950.162-163 (28)
	3340 S 3343 S 3348 S, 15928 ccm 3353 S	04.97 - 10.02 04.97 - 10.02 04.97 - 10.02 04.97 - 10.02	 Lenkstockhebel zur 1. VA / Pitman Arm to 1st FA (66) Achslast [t] / Axle Load [t]:9 (23) Trommelbremse / Drum Brake (86) Radstand [mm] / Wheelbase [mm]:3300 (76) Baumuster / Type:954.161 (28)
	3340 K 3343 K 3348 K, 15928 ccm	04.97 - 10.02 04.97 - 10.02 04.97 - 10.02	 Lenkstockhebel zur 1. VA / Pitman Arm to 1st FA (66) Achslast VA ab [kg] / Axle Load FA from [kg]:9000 (20) Achslast VA bis [kg] / Axle Load FA to [kg]:9000 (21) Trommelbremse / Drum Brake (86) 1.VA / 1st FA (15) Radstand [mm] / Wheelbase [mm]:3300 (76) Radstand [mm] / Wheelbase [mm]:3600 (76) Radstand [mm] / Wheelbase [mm]:3900 (76) Baumuster / Type:952.161-163 (28)
	3340 B	04.97 - 10.02	 Lenkstockhebel zur 1. VA / Pitman Arm to 1st FA (66) Achslast [t] / Axle Load [t]:9 (23) Trommelbremse / Drum Brake (86) Radstand [mm] / Wheelbase [mm]:3300 (76) Radstand [mm] / Wheelbase [mm]:3600 (76) Radstand [mm] / Wheelbase [mm]:3900 (76) Baumuster / Type:953.161-163 (28)
	3357 S	04.97 - 10.02	 Lenkstockhebel zur 1. VA / Pitman Arm to 1st FA (66) Achslast [t] / Axle Load [t]:9 (23) Trommelbremse / Drum Brake (86) Radstand [mm] / Wheelbase [mm]:3600 (76) Achsausführung / Axle Version:6x6 (19) Baumuster / Type:954.182 (28)
	3341 3344 3346 3348, 15928 ccm 3350, 3351 3354, 3355	04.03 - 04.03 - 04.03 - 04.03 - 04.03 - 04.03 -	 Lenkstockhebel zur 1. VA / Pitman Arm to 1st FA (66) Achslast [t] / Axle Load [t]:9 (23) Trommelbremse / Drum Brake (86) Radstand [mm] / Wheelbase [mm]:4200 (76) Radstand [mm] / Wheelbase [mm]:4500 (76) Baumuster / Type:930.162-163 (28)
	3341 S 3344 S 3346 S 3348 S, 15928 ccm 3351 S 3355 S	04.03 - 04.03 - 04.03 - 04.03 - 04.03 - 04.03 -	 Lenkstockhebel zur 1. VA / Pitman Arm to 1st FA (66) Achslast [t] / Axle Load [t]:9 (23) Trommelbremse / Drum Brake (86) Radstand [mm] / Wheelbase [mm]:3300 (76) Baumuster / Type:934.161 (28)
	3341 B 3344 B 3346 B 3348 B	04.03 - 04.03 - 04.03 - 04.03 -	 Lenkstockhebel zur 1. VA / Pitman Arm to 1st FA (66) Achslast [t] / Axle Load [t]:9 (23) Trommelbremse / Drum Brake (86) Radstand [mm] / Wheelbase [mm]:3300 (76) Radstand [mm] / Wheelbase [mm]:3600 (76) Radstand [mm] / Wheelbase [mm]:3900 (76) Baumuster / Type:933.161-163 (28)
	3348, 11946 ccm 3358 3360	04.03 - 04.03 - 04.03 -	 Lenkstockhebel zur 1. VA / Pitman Arm to 1st FA (66) Achslast [t] / Axle Load [t]:9 (23) Trommelbremse / Drum Brake (86) Radstand [mm] / Wheelbase [mm]:4200 (76) Radstand [mm] / Wheelbase [mm]:4500 (76) Baumuster / Type:930.162 (28)



MERCEDES-BENZ













ACTROS 3340 - 3550 6x4 06.96 -

 <div style="border: 1px solid black; padding: 2px; display: inline-block;">1</div>	Lenkstange / Centre Rod Assembly Schubstange / Push Rod einseitig verstellbar / Adjustable on one side Länge [mm] / Length [mm]:893 Konusmaß [mm] / Cone Size [mm]:32 Rohr-Ø [mm] / Pipe Ø [mm]:38 mit Zubehör / with accessories	(6) (85) (101) (69) (58) (80) (140)	25361 01 002 460 62 05  11394 04	
	3348 S, 11946 ccm 3550 S	04.03 - 06.09 -		Lenkstockhebel zur 1. VA / Pitman Arm to 1st FA (66) Achslast [t] / Axle Load [t]:9 (23) Trommelbremse / Drum Brake (86) Radstand [mm] / Wheelbase [mm]:3300 (76) für Fzg. mit zul. Gesamtgewicht [t] / for vehicles with permissible total weight [t]:33 (121) Baumuster / Type:934.161 (28)
	3341 K 3343 K 3344 K 3346 K 3348 K, 11946 ccm 3348 K, 15928 ccm 3351 K	04.03 - 04.03 - 04.03 - 04.03 - 04.03 - 04.03 -		Lenkstockhebel zur 1. VA / Pitman Arm to 1st FA (66) Achslast [t] / Axle Load [t]:9 (23) Trommelbremse / Drum Brake (86) Radstand [mm] / Wheelbase [mm]:3300 (76) Radstand [mm] / Wheelbase [mm]:3600 (76) Radstand [mm] / Wheelbase [mm]:3900 (76) für Fzg. mit zul. Gesamtgewicht [t] / for vehicles with permissible total weight [t]:33 (121) Baumuster / Type:932.161-163 (28)
	3341 S 3346 S 3350 S	10.97 - 10.97 - 10.97 -		Lenkstockhebel zur 1. VA / Pitman Arm to 1st FA (66) Achslast [t] / Axle Load [t]:9 (23) Trommelbremse / Drum Brake (86) Baumuster / Type:954.161 (28)
	3346 K 3350 K	10.97 - 10.97 -		Lenkstockhebel zur 1. VA / Pitman Arm to 1st FA (66) Achslast VA ab [kg] / Axle Load FA from [kg]:9000 (20) Achslast VA bis [kg] / Axle Load FA to [kg]:9000 (21) Trommelbremse / Drum Brake (86) 1.VA / 1st FA (15) Baumuster / Type:952.161/163 (28)
	3343 B	04.03 -		Lenkstockhebel zur 1. VA / Pitman Arm to 1st FA (66) Achslast [t] / Axle Load [t]:9 (23) Trommelbremse / Drum Brake (86) Baumuster / Type:933.161-163 (28)



MERCEDES-BENZ









ACTROS 3340 - 3550 6x4 06.96 -

 1	Lenkstange / Centre Rod Assembly Schubstange / Push Rod einseitig verstellbar / Adjustable on one side Länge [mm] / Length [mm]:895 Konusmaß [mm] / Cone Size [mm]:28,6 Rohr-Ø [mm] / Pipe Ø [mm]:36 mit Zubehör / with accessories mit Sicherungsmutter / with lock nut	(6) (85) (101) (69) (58) (80) (140) (138)	25721 01  23077 01	002 460 46 05 
	3340 3343 3346 3348, 15928 ccm 3353 3357	04.97 - 10.02 04.97 - 10.02 04.97 - 10.02 04.97 - 10.02 04.97 - 10.02 04.97 - 10.02	 Lenkstockhebel zur 1. VA / Pitman Arm to 1st FA Trommelbremse / Drum Brake Radstand [mm] / Wheelbase [mm]:4200 Radstand [mm] / Wheelbase [mm]:4500 Baumuster / Type:950.162-163	(66) (86) (76) (76) (28)
	3340 S 3343 S 3348 S, 15928 ccm 3353 S 3357 S	04.97 - 10.02 04.97 - 10.02 04.97 - 10.02 04.97 - 10.02 04.97 - 10.02	 Lenkstockhebel zur 1. VA / Pitman Arm to 1st FA Trommelbremse / Drum Brake Radstand [mm] / Wheelbase [mm]:3300 Baumuster / Type:954.161	(66) (86) (76) (28)
	3340 K 3343 K 3348 K, 15928 ccm	04.97 - 10.02 04.97 - 10.02 04.97 - 10.02	 Lenkstockhebel zur 1. VA / Pitman Arm to 1st FA Trommelbremse / Drum Brake 1.VA / 1st FA Radstand [mm] / Wheelbase [mm]:3300 Radstand [mm] / Wheelbase [mm]:3600 Radstand [mm] / Wheelbase [mm]:3900 Baumuster / Type:952.161-163	(66) (86) (15) (76) (76) (28)
	3340 B	04.97 - 10.02	 Lenkstockhebel zur 1. VA / Pitman Arm to 1st FA Trommelbremse / Drum Brake Radstand [mm] / Wheelbase [mm]:3300 Radstand [mm] / Wheelbase [mm]:3600 Radstand [mm] / Wheelbase [mm]:3900 Baumuster / Type:953.161-163	(66) (86) (76) (76) (76) (28)
	3341 3344 3346 3348, 15928 ccm 3350, 3351 3354, 3355	04.03 - 04.03 - 04.03 - 04.03 - 04.03 - 04.03 -	 Lenkstockhebel zur 1. VA / Pitman Arm to 1st FA Trommelbremse / Drum Brake Radstand [mm] / Wheelbase [mm]:4200 Radstand [mm] / Wheelbase [mm]:4500 Baumuster / Type:930.162-163	(66) (86) (76) (76) (28)
	3341 S 3344 S 3346 S 3348 S, 15928 ccm 3351 S 3355 S	04.03 - 04.03 - 04.03 - 04.03 - 04.03 - 04.03 -	 Lenkstockhebel zur 1. VA / Pitman Arm to 1st FA Trommelbremse / Drum Brake Radstand [mm] / Wheelbase [mm]:3300 Baumuster / Type:934.161	(66) (86) (76) (28)
	3341 B 3344 B 3346 B 3348 B	04.03 - 04.03 - 04.03 - 04.03 -	 Lenkstockhebel zur 1. VA / Pitman Arm to 1st FA Trommelbremse / Drum Brake Radstand [mm] / Wheelbase [mm]:3300 Radstand [mm] / Wheelbase [mm]:3600 Radstand [mm] / Wheelbase [mm]:3900 Baumuster / Type:933.161-163	(66) (86) (76) (76) (28)
	3348, 11946 ccm 3358 3360	04.03 - 04.03 - 04.03 -	 Lenkstockhebel zur 1. VA / Pitman Arm to 1st FA Trommelbremse / Drum Brake Radstand [mm] / Wheelbase [mm]:4200 Radstand [mm] / Wheelbase [mm]:4500 Baumuster / Type:930.162	(66) (86) (76) (76) (28)
	3348 S, 11946 ccm 3550 S	04.03 - 06.09 -	 Lenkstockhebel zur 1. VA / Pitman Arm to 1st FA Trommelbremse / Drum Brake Radstand [mm] / Wheelbase [mm]:3300 für Fzg. mit zul. Gesamtgewicht [t] / for vehicles with permissible total weight [t]:33 Baumuster / Type:934.161	(66) (86) (76) (121) (28)



MERCEDES-BENZ












ACTROS 3340 - 3550 6x4 06.96 -

 <div style="border: 1px solid black; padding: 2px; display: inline-block;">1</div>	Lenkstange / Centre Rod Assembly Schubstange / Push Rod einseitig verstellbar / Adjustable on one side Länge [mm] / Length [mm]:895 Konusmaß [mm] / Cone Size [mm]:28,6 Rohr-Ø [mm] / Pipe Ø [mm]:36 mit Zubehör / with accessories mit Sicherungsmutter / with lock nut		(6) (85) (101) (69) (58) (80) (140) (138)	25721 01 002 460 46 05  23077 01	
	3341 K 3344 K 3346 K 3348 K, 15928 ccm 3351 K	04.03 - 04.03 - 04.03 - 04.03 - 04.03 -	 Lenkstockhebel zur 1. VA / Pitman Arm to 1st FA Trommelbremse / Drum Brake Radstand [mm] / Wheelbase [mm]:3300 Radstand [mm] / Wheelbase [mm]:3600 Radstand [mm] / Wheelbase [mm]:3900 für Fzg. mit zul. Gesamtgewicht [t] / for vehicles with permissible total weight [t]:33 Baumuster / Type:932.161-163	(66) (86) (76) (76) (76) (121) (28)	
	3343 K 3348 K, 11946 ccm	04.03 - 04.03 -	 Lenkstockhebel zur 1. VA / Pitman Arm to 1st FA Trommelbremse / Drum Brake Radstand [mm] / Wheelbase [mm]:3300 Radstand [mm] / Wheelbase [mm]:3600 Radstand [mm] / Wheelbase [mm]:3900 für Fzg. mit zul. Gesamtgewicht [t] / for vehicles with permissible total weight [t]:33 Baumuster / Type:933.161-163	(66) (86) (76) (76) (76) (121) (28)	
	3341 S 3346 S 3350 S	10.97 - 10.97 - 10.97 -	 Lenkstockhebel zur 1. VA / Pitman Arm to 1st FA Trommelbremse / Drum Brake Baumuster / Type:954.161	(66) (86) (28)	
	3346 K 3350 K	10.97 - 10.97 -	 Lenkstockhebel zur 1. VA / Pitman Arm to 1st FA Trommelbremse / Drum Brake 1.VA / 1st FA Baumuster / Type:952.161/163	(66) (86) (15) (28)	
	3343 B	04.03 -	 Lenkstockhebel zur 1. VA / Pitman Arm to 1st FA Trommelbremse / Drum Brake Baumuster / Type:933.161-163	(66) (86) (28)	



MERCEDES-BENZ








ACTROS 3340 - 3550 6x4 06.96 -

 1	Lenkstange / Centre Rod Assembly Schubstange / Push Rod einseitig verstellbar / Adjustable on one side Länge [mm] / Length [mm]:935 Konusmaß [mm] / Cone Size [mm]:30 Konusmaß [mm] / Cone Size [mm]:32 Rohr-Ø [mm] / Pipe Ø [mm]:38 mit Zubehör / with accessories	(6) (85) (101) (69) (58) (58) (80) (140)	27628 01 002 460 60 05 
	3340 3343 3346 3348, 15928 ccm 3353 3357	04.97 - 10.02 04.97 - 10.02 04.97 - 10.02 04.97 - 10.02 04.97 - 10.02 04.97 - 10.02	 Lenkstockhebel zur 1. VA / Pitman Arm to 1st FA (66) Scheibenbremse / Disc Brake (83) Radstand [mm] / Wheelbase [mm]:4200 (76) Radstand [mm] / Wheelbase [mm]:4500 (76) Baumuster / Type:950.162-163 (28)
	3340 S 3343 S 3348 S, 15928 ccm 3353 S 3357 S	04.97 - 10.02 04.97 - 10.02 04.97 - 10.02 04.97 - 10.02 04.97 - 10.02	 Lenkstockhebel zur 1. VA / Pitman Arm to 1st FA (66) Scheibenbremse / Disc Brake (83) Radstand [mm] / Wheelbase [mm]:3300 (76) Baumuster / Type:954.161 (28)
	3340 K 3343 K 3348 K, 15928 ccm	04.97 - 10.02 04.97 - 10.02 04.97 - 10.02	 Lenkstockhebel zur 1. VA / Pitman Arm to 1st FA (66) Scheibenbremse / Disc Brake (83) 1.VA / 1st FA (15) Radstand [mm] / Wheelbase [mm]:3300 (76) Radstand [mm] / Wheelbase [mm]:3600 (76) Radstand [mm] / Wheelbase [mm]:3900 (76) Baumuster / Type:952.161-163 (28)
	3340 B	04.97 - 10.02	 Lenkstockhebel zur 1. VA / Pitman Arm to 1st FA (66) Scheibenbremse / Disc Brake (83) Radstand [mm] / Wheelbase [mm]:3300 (76) Radstand [mm] / Wheelbase [mm]:3600 (76) Radstand [mm] / Wheelbase [mm]:3900 (76) Baumuster / Type:953.161-163 (28)
	3341 3344 3346 3348, 15928 ccm 3350, 3351 3354, 3355	04.03 - 04.03 - 04.03 - 04.03 - 04.03 - 04.03 -	 Lenkstockhebel zur 1. VA / Pitman Arm to 1st FA (66) Scheibenbremse / Disc Brake (83) Radstand [mm] / Wheelbase [mm]:4200 (76) Radstand [mm] / Wheelbase [mm]:4500 (76) Baumuster / Type:930.162-163 (28)
	3341 S 3344 S 3346 S 3348 S, 15928 ccm 3351 S 3355 S	04.03 - 04.03 - 04.03 - 04.03 - 04.03 - 04.03 -	 Lenkstockhebel zur 1. VA / Pitman Arm to 1st FA (66) Scheibenbremse / Disc Brake (83) Radstand [mm] / Wheelbase [mm]:3300 (76) Baumuster / Type:934.161 (28)
	3341 B 3344 B 3346 B 3348 B	04.03 - 04.03 - 04.03 - 04.03 -	 Lenkstockhebel zur 1. VA / Pitman Arm to 1st FA (66) Scheibenbremse / Disc Brake (83) Radstand [mm] / Wheelbase [mm]:3300 (76) Radstand [mm] / Wheelbase [mm]:3600 (76) Radstand [mm] / Wheelbase [mm]:3900 (76) Baumuster / Type:933.161-163 (28)
	3348, 11946 ccm 3358 3360	04.03 - 04.03 - 04.03 -	 Lenkstockhebel zur 1. VA / Pitman Arm to 1st FA (66) Scheibenbremse / Disc Brake (83) Radstand [mm] / Wheelbase [mm]:4200 (76) Radstand [mm] / Wheelbase [mm]:4500 (76) Baumuster / Type:930.162 (28)
	3348 S, 11946 ccm 3550 S	04.03 - 06.09 -	 Lenkstockhebel zur 1. VA / Pitman Arm to 1st FA (66) Scheibenbremse / Disc Brake (83) Radstand [mm] / Wheelbase [mm]:3300 (76) für Fzg. mit zul. Gesamtgewicht [t] / for vehicles with permissible total weight [t]:33 (121) Baumuster / Type:934.161 (28)



MERCEDES-BENZ





ACTROS 3340 - 3550 6x4 06.96 -

1 Lenkstange / Centre Rod Assembly Schubstange / Push Rod einseitig verstellbar / Adjustable on one side Länge [mm] / Length [mm]:935 Konusmaß [mm] / Cone Size [mm]:30 Konusmaß [mm] / Cone Size [mm]:32 Rohr-Ø [mm] / Pipe Ø [mm]:38 mit Zubehör / with accessories	(6)	27628 01	002 460 60 05	
	(85)		▲ 11394 04	
	(101)			
	(69)			
	(58)			
	(58)			
	(80)			
(140)				
3341 K	04.03 -			
3344 K	04.03 -			
3346 K	04.03 -			
3348 K, 15928 ccm	04.03 -			
3351 K	04.03 -			
		Lenkstockhebel zur 1. VA / Pitman Arm to 1st FA (66)		
		Scheibenbremse / Disc Brake (83)		
		Radstand [mm] / Wheelbase [mm]:3300 (76)		
		Radstand [mm] / Wheelbase [mm]:3600 (76)		
		Radstand [mm] / Wheelbase [mm]:3900 (76)		
		für Fzg. mit zul. Gesamtgewicht [t] / for vehicles with permissible total weight [t]:33 (121)		
		Baumuster / Type:932.161-163 (28)		
3343 K	04.03 -			
3348 K, 11946 ccm	04.03 -			
		Lenkstockhebel zur 1. VA / Pitman Arm to 1st FA (66)		
		Scheibenbremse / Disc Brake (83)		
		Radstand [mm] / Wheelbase [mm]:3300 (76)		
		Radstand [mm] / Wheelbase [mm]:3600 (76)		
		Radstand [mm] / Wheelbase [mm]:3900 (76)		
		für Fzg. mit zul. Gesamtgewicht [t] / for vehicles with permissible total weight [t]:33 (121)		
		Baumuster / Type:933.161-163 (28)		
3341 S	10.97 -			
3346 S	10.97 -			
3350 S	10.97 -			
		Lenkstockhebel zur 1. VA / Pitman Arm to 1st FA (66)		
		Scheibenbremse / Disc Brake (83)		
		Baumuster / Type:954.161 (28)		
3346 K	10.97 -			
3350 K	10.97 -			
		Lenkstockhebel zur 1. VA / Pitman Arm to 1st FA (66)		
		Scheibenbremse / Disc Brake (83)		
		1.VA / 1st FA (15)		
		Baumuster / Type:952.161/163 (28)		
3343 B	04.03 -			
		Lenkstockhebel zur 1. VA / Pitman Arm to 1st FA (66)		
		Scheibenbremse / Disc Brake (83)		
		Baumuster / Type:933.161-163 (28)		
1 Lenkstange / Centre Rod Assembly Schubstange / Push Rod einseitig verstellbar / Adjustable on one side Länge [mm] / Length [mm]:776 Rohr-Ø [mm] / Pipe Ø [mm]:42 Konusmaß [mm] / Cone Size [mm]:28,6 mit Sicherungsmutter / with lock nut	(6)	36539 01	003 460 55 05	
	(85)		▲ 27623 01	
	(101)			
	(69)			
	(80)			
	(58)			
	(138)			
	3340 L	07.11 -		
	3340 LS	07.11 -		
	3342 L	07.11 -		
	3342 LS	07.11 -		
	3343 L	07.11 -		
	3343 LS	07.11 -		
	3345 L	07.11 -		
3345 LS	07.11 -			
3348 L	07.11 -			
3348 LS	07.11 -			
3351 L	07.11 -			
3351 LS	07.11 -			
		Lenkstockhebel zur 1. VA / Pitman Arm to 1st FA (66)		
		für / for:508063 64 (102)		
		Baumuster / Type:963.426 (28)		



MERCEDES-BENZ







ACTROS 3340 - 3550 6x4 06.96 -

 6	Spurstange / Rod Assembly Führungsstange / Guide Rod beidseitig verstellbar / Adjustable on both sides Länge [mm] / Length [mm]:1735 Konusmaß [mm] / Cone Size [mm]:32 Rohr-Ø [mm] / Pipe Ø [mm]:50 mit Zubehör / with accessories		(9) (46) (100) (69) (58) (80) (140)	23988 01 941 330 02 03 ▲ 11394 04 ▲ 12280 04	
	3340	04.97 - 10.02	Achsausführung / Axle Version:739500	(19)	
3346	04.97 - 10.02	Baumuster / Type:950.163	(28)		
3340 S	04.97 - 10.02	Achsausführung / Axle Version:739500	(19)		
3343 S	04.97 - 10.02	Baumuster / Type:954.161	(28)		
3348 S, 15928 ccm	04.97 - 10.02				
3353 S	04.97 - 10.02				
3357 S	04.97 - 10.02				
3340 K	04.97 - 10.02	Achsausführung / Axle Version:739500	(19)		
		Baumuster / Type:952.161-163	(28)		
3340 B	04.97 - 10.02	Achsausführung / Axle Version:739500	(19)		
		Baumuster / Type:953.161-163	(28)		
3343	04.97 - 10.02	Achsausführung / Axle Version:739500	(19)		
3348, 15928 ccm	04.97 - 10.02	Baumuster / Type:950.162-163	(28)		
3353	04.97 - 10.02				
3343 K	04.97 - 10.02	Achsausführung / Axle Version:739500	(19)		
3348 K, 15928 ccm	04.97 - 10.02	Baumuster / Type:952.161/163	(28)		
3357	04.97 - 10.02	Achsausführung / Axle Version:739500	(19)		
		Baumuster / Type:950.162	(28)		
3341	04.03 -	 Achsausführung / Axle Version:739500 1.VA / 1st FA Radstand [mm] / Wheelbase [mm]:4200 Radstand [mm] / Wheelbase [mm]:4500 Baumuster / Type:930.162-163	(19)		
3344	04.03 -		(15)		
3346	04.03 -		(76)		
3348, 15928 ccm	04.03 -		(76)		
3350, 3351	04.03 -		(28)		
3354, 3355	04.03 -		(28)		
3341 S	04.03 -	Achsausführung / Axle Version:739500	(19)		
3344 S	04.03 -	Baumuster / Type:934.161	(28)		
3346 S	04.03 -				
3348 S, 15928 ccm	04.03 -				
3351 S	04.03 -				
3355 S	04.03 -				
3341 B	04.03 -	Achsausführung / Axle Version:739500	(19)		
3344 B	04.03 -	Baumuster / Type:933.161	(28)		
3346 B	04.03 -				
3348, 11946 ccm	04.03 -	 Achsausführung / Axle Version:739500 1.VA / 1st FA Radstand [mm] / Wheelbase [mm]:4200 Radstand [mm] / Wheelbase [mm]:4500 Baumuster / Type:930.162	(19)		
3358	04.03 -		(15)		
3360	04.03 -		(76)		
3348 S, 11946 ccm	04.03 -	Achsausführung / Axle Version:739500	(19)		
3550 S	06.09 -	für Fzg. mit zul. Gesamtgewicht [t] / for vehicles with permissible total weight [t]:33 Baumuster / Type:934.161	(121) (28)		
3341 K	04.03 -	Achsausführung / Axle Version:739500	(19)		
3343 K	04.03 -	für Fzg. mit zul. Gesamtgewicht [t] / for vehicles with permissible total weight [t]:33	(121)		
3344 K	04.03 -	Baumuster / Type:932.161-163	(28)		
3346 K	04.03 -				
3348 K, 11946 ccm	04.03 -				
3348 K, 15928 ccm	04.03 -				
3351 K	04.03 -				
3341 S	10.97 -	Achsausführung / Axle Version:739.500	(19)		
3346 S	10.97 -	Baumuster / Type:954.161	(28)		
3350 S	10.97 -				
3346 K	10.97 -	Achsausführung / Axle Version:739.500	(19)		
3350 K	10.97 -	Baumuster / Type:952.161/163	(28)		



MERCEDES-BENZ






ACTROS 3340 - 3550 6x4 06.96 -

 6 Spurstange / Rod Assembly Führungsstange / Guide Rod beidseitig verstellbar / Adjustable on both sides Länge [mm] / Length [mm]:1625 Konusmaß [mm] / Cone Size [mm]:32 Rohr-Ø [mm] / Pipe Ø [mm]:52 mit Zubehör / with accessories		(9) (46) (100) (69) (58) (80) (140)	23992 01  11394 04  12280 04	949 330 02 03
3340	04.97 - 10.02	Achsausführung / Axle Version:739570, 739411, 739560	(19)	
3346	04.97 - 10.02	Baumuster / Type:950.163	(28)	
3340 S	04.97 - 10.02	Achsausführung / Axle Version:739570, 739411, 739560	(19)	
3343 S	04.97 - 10.02	Baumuster / Type:954.161	(28)	
3348 S, 15928 ccm	04.97 - 10.02			
3353 S	04.97 - 10.02			
3357 S	04.97 - 10.02			
3340 K	04.97 - 10.02	Achsausführung / Axle Version:739570, 739411, 739560	(19)	
		Baumuster / Type:952.161-163	(28)	
3340 B	04.97 - 10.02	Achsausführung / Axle Version:739570, 739411, 739560	(19)	
		Baumuster / Type:953.161-163	(28)	
3343	04.97 - 10.02	Achsausführung / Axle Version:739570, 739411, 739560	(19)	
3348, 15928 ccm	04.97 - 10.02	Baumuster / Type:950.162-163	(28)	
3353	04.97 - 10.02			
3343 K	04.97 - 10.02	Achsausführung / Axle Version:739570, 739411, 739560	(19)	
3348 K, 15928 ccm	04.97 - 10.02	Baumuster / Type:952.161/163	(28)	
3357	04.97 - 10.02	Achsausführung / Axle Version:739570, 739411, 739560	(19)	
		Baumuster / Type:950.162	(28)	
3341	04.03 -	 Achsausführung / Axle Version:739570, 739411 1.VA / 1st FA Radstand [mm] / Wheelbase [mm]:4200 Radstand [mm] / Wheelbase [mm]:4500 Baumuster / Type:930.162-163	(19)	
3344	04.03 -		(15)	
3346	04.03 -		(76)	
3348, 15928 ccm	04.03 -		(76)	
3350, 3351	04.03 -		(28)	
3354, 3355	04.03 -		(28)	
3341 S	04.03 -	Achsausführung / Axle Version:739570, 739411	(19)	
3344 S	04.03 -	Baumuster / Type:934.161	(28)	
3346 S	04.03 -			
3348 S, 15928 ccm	04.03 -			
3351 S	04.03 -			
3355 S	04.03 -			
3341 B	04.03 -	Achsausführung / Axle Version:739570, 739411	(19)	
3344 B	04.03 -	Baumuster / Type:933.161	(28)	
3346 B	04.03 -			
3348, 11946 ccm	04.03 -	 Achsausführung / Axle Version:739570, 739411 1.VA / 1st FA Radstand [mm] / Wheelbase [mm]:4200 Radstand [mm] / Wheelbase [mm]:4500 Baumuster / Type:930.162	(19)	
3358	04.03 -		(15)	
3360	04.03 -		(76)	
3348 S, 11946 ccm	04.03 -	Achsausführung / Axle Version:739570, 739411	(19)	
3550 S	06.09 -	für Fzg. mit zul. Gesamtgewicht [t] / for vehicles with permissible total weight [t]:33	(121)	
		Baumuster / Type:934.161	(28)	
3341 K	04.03 -	Achsausführung / Axle Version:739570, 739411	(19)	
3343 K	04.03 -	für Fzg. mit zul. Gesamtgewicht [t] / for vehicles with permissible total weight [t]:33	(121)	
3344 K	04.03 -	Baumuster / Type:932.161-163	(28)	
3346 K	04.03 -			
3348 K, 11946 ccm	04.03 -			
3348 K, 15928 ccm	04.03 -			
3351 K	04.03 -			
3350 S	06.09 -	 Achsausführung / Axle Version:739.570 1.VA / 1st FA Achslast [t] / Axle Load [t]:9,0 Baumuster / Type:934.251	(19)	
			(15)	
			(23)	
			(28)	
3341 S	10.97 -	Achsausführung / Axle Version:739.570/411/560	(19)	
3346 S	10.97 -	Baumuster / Type:954.161	(28)	
3350 S	10.97 -			
3346 K	10.97 -	Achsausführung / Axle Version:739.570/411/560	(19)	
3350 K	10.97 -	Baumuster / Type:952.161/163	(28)	



MERCEDES-BENZ



ACTROS 3340 - 3550 6x4 06.96 -

 6	Spurstange / Rod Assembly Führungsstange / Guide Rod beidseitig verstellbar / Adjustable on both sides Länge [mm] / Length [mm]:1532 Konusmaß [mm] / Cone Size [mm]:32 Rohr-Ø [mm] / Pipe Ø [mm]:50 mit Zubehör / with accessories		(9) (46) (100) (69) (58) (80) (140)	23995 01 949 330 18 03 📍 11394 04 📍 12280 04	
	3340	04.97 - 10.02	Achsausführung / Axle Version:739411	(19)	
3346	04.97 - 10.02	Baumuster / Type:950.163	(28)		
3340 S	04.97 - 10.02	Achsausführung / Axle Version:739411	(19)		
3343 S	04.97 - 10.02	Baumuster / Type:954.161	(28)		
3348 S, 15928 ccm	04.97 - 10.02				
3353 S	04.97 - 10.02				
3357 S	04.97 - 10.02				
3340 K	04.97 - 10.02	Achsausführung / Axle Version:739411	(19)		
		Baumuster / Type:952.161-163	(28)		
3340 B	04.97 - 10.02	Achsausführung / Axle Version:739411	(19)		
		Baumuster / Type:953.161-163	(28)		
3343	04.97 - 10.02	Achsausführung / Axle Version:739411	(19)		
3348, 15928 ccm	04.97 - 10.02	Baumuster / Type:950.162-163	(28)		
3353	04.97 - 10.02				
3343 K	04.97 - 10.02	Achsausführung / Axle Version:739411	(19)		
3348 K, 15928 ccm	04.97 - 10.02	Baumuster / Type:952.161/163	(28)		
3357	04.97 - 10.02	Achsausführung / Axle Version:739411	(19)		
		Baumuster / Type:950.162	(28)		
3341	04.03 -	 Achsausführung / Axle Version:739411 1.VA / 1st FA Radstand [mm] / Wheelbase [mm]:4200 Radstand [mm] / Wheelbase [mm]:4500 Baumuster / Type:930.162-163	(19)		
3344	04.03 -		(15)		
3346	04.03 -		(76)		
3348, 15928 ccm	04.03 -		(76)		
3350, 3351	04.03 -		(28)		
3354, 3355	04.03 -				
3341 S	04.03 -	Achsausführung / Axle Version:739411	(19)		
3344 S	04.03 -	Baumuster / Type:934.161	(28)		
3346 S	04.03 -				
3348 S, 15928 ccm	04.03 -				
3351 S	04.03 -				
3355 S	04.03 -				
3341 B	04.03 -	Achsausführung / Axle Version:739411	(19)		
3344 B	04.03 -	Baumuster / Type:933.161	(28)		
3346 B	04.03 -				
3348 B	04.03 -	Achsausführung / Axle Version:739411	(19)		
		Baumuster / Type:933.162	(28)		
3348, 11946 ccm	04.03 -	 Achsausführung / Axle Version:739411 1.VA / 1st FA Radstand [mm] / Wheelbase [mm]:4200 Radstand [mm] / Wheelbase [mm]:4500 Baumuster / Type:930.162	(19)		
3358	04.03 -		(15)		
3360	04.03 -		(76)		
3348 S, 11946 ccm	04.03 -	Achsausführung / Axle Version:739411	(19)		
3550 S	06.09 -	für Fzg. mit zul. Gesamtgewicht [t] / for vehicles with permissible total weight [t]:33	(121)		
		Baumuster / Type:934.161	(28)		
3341 K	04.03 -	Achsausführung / Axle Version:739411	(19)		
3343 K	04.03 -	für Fzg. mit zul. Gesamtgewicht [t] / for vehicles with permissible total weight [t]:33	(121)		
3344 K	04.03 -				
3346 K	04.03 -	Baumuster / Type:932.161-163	(28)		
3348 K, 11946 ccm	04.03 -				
3348 K, 15928 ccm	04.03 -				
3351 K	04.03 -				
3350 S	06.09 -	 1.VA / 1st FA Achsausführung / Axle Version:739.570 Achslast [t] / Axle Load [t]:9,0 Baumuster / Type:934.251	(15) (19) (23) (28)		
3341 S	10.97 -	Achsausführung / Axle Version:739.411	(19)		
3346 S	10.97 -	für Fzg. mit zul. Gesamtgewicht [t] / for vehicles with permissible total weight [t]:33	(121)		
3350 S	10.97 -	Baumuster / Type:954.161	(28)		
3346 K	10.97 -	Achsausführung / Axle Version:739.411	(19)		
3350 K	10.97 -	Baumuster / Type:952.161/163	(28)		
3343 B	04.03 -	Achsausführung / Axle Version:739.411	(19)		
		Baumuster / Type:933.162	(28)		












MERCEDES-BENZ

ACTROS 3340 - 3550 6x4 06.96 -

6	Spurstange / Rod Assembly Führungsstange / Guide Rod beidseitig verstellbar / Adjustable on both sides Länge [mm] / Length [mm]:1664 Rohr-Ø [mm] / Pipe Ø [mm]:50 Konusmaß [mm] / Cone Size [mm]:32 mit Zubehör / with accessories	(9) (46) (100) (69) (80) (58) (140)	30478 01 942 330 03 03 ▲ 11394 04 ▲ 12280 04	
	3340 K	04.97 - 10.02	Achsausführung / Axle Version:739543 Baumuster / Type:952.161-163	(19) (28)
	3340 B	04.97 - 10.02	Achsausführung / Axle Version:739543 Baumuster / Type:953.161-163	(19) (28)
	3343	04.97 - 10.02	Achsausführung / Axle Version:739543	(19)
	3346	04.97 - 10.02	Baumuster / Type:950.163	(28)
	3348, 15928 ccm	04.97 - 10.02		
	3353	04.97 - 10.02		
	3357	04.97 - 10.02		
3343 K	04.97 - 10.02	Achsausführung / Axle Version:739543	(19)	
3348 K, 15928 ccm	04.97 - 10.02	Baumuster / Type:952.161/163	(28)	
3346 K	10.97 -	Achsausführung / Axle Version:739.543	(19)	
3350 K	10.97 -	Baumuster / Type:952.161/163	(28)	
6	Spurstange / Rod Assembly Führungsstange / Guide Rod einseitig verstellbar / Adjustable on one side Länge [mm] / Length [mm]:1685 Konusmaß [mm] / Cone Size [mm]:32 Rohr-Ø [mm] / Pipe Ø [mm]:50 mit Zubehör / with accessories	(9) (46) (101) (69) (58) (80) (140)	36540 01 960 330 01 03 21971 01	
	3340 L	07.11 -	Achsausführung / Axle Version:739.528/573/575	(19)
	3340 LS	07.11 -	Achslast [t] / Axle Load [t]:7,5	(23)
	3342 L	07.11 -	Achslast [t] / Axle Load [t]:8	(23)
	3342 LS	07.11 -	Achslast [t] / Axle Load [t]:9	(23)
	3343 L	07.11 -	für / for:504310 58	(102)
	3343 LS	07.11 -	Baumuster / Type:963.426	(28)
	3345 L	07.11 -		
	3345 LS	07.11 -		
	3348 L	07.11 -		
	3348 LS	07.11 -		
	3351 L	07.11 -		
	3351 LS	07.11 -		

MERCEDES-BENZ











ACTROS 3340 - 3550 6x4 06.96 -

 6	Spurstange / Rod Assembly Führungsstange / Guide Rod einseitig verstellbar / Adjustable on one side Länge [mm] / Length [mm]:1735 Konusmaß [mm] / Cone Size [mm]:32 Rohr-Ø [mm] / Pipe Ø [mm]:52 mit Zubehör / with accessories mit Kronenmutter / with crown nut	(9) (46) (101) (69) (58) (80) (140) (134)	37332 01 942 330 00 03  30737 01 37235 01	
	3340	04.97 - 10.02	Achsausführung / Axle Version:739550	(19)
	3346	04.97 - 10.02	Baumuster / Type:950.163	(28)
	3340 S	04.97 - 10.02	Achsausführung / Axle Version:739550	(19)
	3343 S	04.97 - 10.02	Baumuster / Type:954.161	(28)
	3348 S, 15928 ccm	04.97 - 10.02		
	3353 S	04.97 - 10.02		
	3357 S	04.97 - 10.02		
	3340 K	04.97 - 10.02	Achsausführung / Axle Version:739550	(19)
			Baumuster / Type:952.161-163	(28)
	3340 B	04.97 - 10.02	Achsausführung / Axle Version:739550	(19)
			Baumuster / Type:953.161-163	(28)
	3343 K	04.97 - 10.02	Achsausführung / Axle Version:739550	(19)
3348 K, 15928 ccm	04.97 - 10.02	Baumuster / Type:952.161/163	(28)	
3350 S	06.09 -	 Achsausführung / Axle Version:739.510/550 1.VA / 1st FA Achslast [t] / Axle Load [t]:7,5 Achslast [t] / Axle Load [t]:8,0 Baumuster / Type:934.251	(19) (15) (23) (23) (28)	
3341 S	10.97 -	Achsausführung / Axle Version:739.550	(19)	
3346 S	10.97 -	Baumuster / Type:954.161	(28)	
3350 S	10.97 -			
3346 K	10.97 -	Achsausführung / Axle Version:739.550	(19)	
3350 K	10.97 -	Baumuster / Type:952.161/163	(28)	
 12	Lenker, Radaufhängung / Track Control Arm Längslenker / Trailing Arm Länge [mm] / Length [mm]:600 Durchmesser [mm] / Diameter [mm]:72 Bohrung-Ø [mm] / Bore Ø [mm]:24,2	(5) (70) (69) (41) (33)	37618 01 960 330 03 11 	
	3340 L	07.11 -		
	3342 L	07.11 -		(130)
	3343 L	07.11 -	längs / Longitudinal	(102)
	3348 L	07.11 -	für / for:539238 04	(28)
	3351 L	07.11 -	Baumuster / Type:963.026	
 12	Lenker, Radaufhängung / Track Control Arm Längslenker / Trailing Arm Länge [mm] / Length [mm]:860 Bohrung-Ø 1 / Bohrung-Ø 2 [mm] / Bore Ø 1 / Bore Ø 2 [mm]:17/17 Lochabstand 1/Lochabstand 2 / Hole Pitch 1/ Hole Pitch 2:100/100	(5) (70) (69) (30) (67)	37619 01 960 330 01 07 	
	3340 L	07.11 -		
	3342 L	07.11 -		(102)
	3343 L	07.11 -	für / for:539241 02/04	(28)
	3345 L	07.11 -	Baumuster / Type:963.026	
	3348 L	07.11 -		
	3351 L	07.11 -		



MERCEDES-BENZ









ACTROS 3340 - 3550 6x4 06.96 -

 10	Lenker, Radaufhängung / Track Control Arm Längslenker / Trailing Arm nicht verstellbar / not adjustable Länge [mm] / Length [mm]:615 Rohr-Ø [mm] / Pipe Ø [mm]:52 Bohrung-Ø 1 / Bohrung-Ø 2 [mm] / Bore Ø 1 / Bore Ø 2 [mm]:21/21 Lochabstand 1/Lochabstand 2 / Hole Pitch 1/ Hole Pitch 2:152/152 Molekularlager / Molecular Bearing	(5) (70) (146) (69) (80) (30) (67) (71)	22989 01 948 350 25 05 © 25158 01 
	3340 3343 3346 3348, 15928 ccm 3353 3357	04.97 - 10.02 04.97 - 10.02 04.97 - 10.02 04.97 - 10.02 04.97 - 10.02	 Doppelachsaggregat / Tandem-axle Assembly (36) 1.HA / 1st RA (14) 2.HA / 2nd RA (16) Achsabstand [mm] / Centre Distance [mm]:1450 (18) Radstand [mm] / Wheelbase [mm]:4200 (76) Radstand [mm] / Wheelbase [mm]:4500 (76) Baumuster / Type:950.162-163 (28)
	3340 S 3343 S 3348 S, 15928 ccm 3353 S 3357 S	04.97 - 10.02 04.97 - 10.02 04.97 - 10.02 04.97 - 10.02 04.97 - 10.02	 Doppelachsaggregat / Tandem-axle Assembly (36) 1.HA / 1st RA (14) 2.HA / 2nd RA (16) Achsabstand [mm] / Centre Distance [mm]:1450 (18) Radstand [mm] / Wheelbase [mm]:3300 (76) Baumuster / Type:954.161 (28)
	3340 K 3343 K 3348 K, 15928 ccm	04.97 - 10.02 04.97 - 10.02 04.97 - 10.02	 Doppelachsaggregat / Tandem-axle Assembly (36) 1.HA / 1st RA (14) 2.HA / 2nd RA (16) Achsabstand [mm] / Centre Distance [mm]:1450 (18) Radstand [mm] / Wheelbase [mm]:3300 (76) Radstand [mm] / Wheelbase [mm]:3600 (76) Radstand [mm] / Wheelbase [mm]:3900 (76) Baumuster / Type:952.161-163 (28)
	3340 B	04.97 - 10.02	 Doppelachsaggregat / Tandem-axle Assembly (36) 1.HA / 1st RA (14) 2.HA / 2nd RA (16) Radstand [mm] / Wheelbase [mm]:1450 (76) Radstand [mm] / Wheelbase [mm]:3300 (76) Radstand [mm] / Wheelbase [mm]:3600 (76) Radstand [mm] / Wheelbase [mm]:3900 (76) Baumuster / Type:953.161-163 (28)
	3341 3344 3346 3348, 15928 ccm 3350, 3351 3354, 3355	04.03 - 04.03 - 04.03 - 04.03 - 04.03 - 04.03 -	 Doppelachsaggregat / Tandem-axle Assembly (36) 1.HA / 1st RA (14) 2.HA / 2nd RA (16) Achsabstand [mm] / Centre Distance [mm]:1450 (18) Radstand [mm] / Wheelbase [mm]:4200 (76) Radstand [mm] / Wheelbase [mm]:4500 (76) Baumuster / Type:930.162-163 (28)
	3341 S 3344 S 3346 S 3348 S, 15928 ccm 3351 S 3355 S	04.03 - 04.03 - 04.03 - 04.03 - 04.03 - 04.03 -	 Doppelachsaggregat / Tandem-axle Assembly (36) 1.HA / 1st RA (14) 2.HA / 2nd RA (16) Achsabstand [mm] / Centre Distance [mm]:1450 (18) Radstand [mm] / Wheelbase [mm]:3300 (76) Baumuster / Type:934.161 (28)
	3341 B 3344 B 3346 B 3348 B	04.03 - 04.03 - 04.03 - 04.03 -	 Doppelachsaggregat / Tandem-axle Assembly (36) 1.HA / 1st RA (14) 2.HA / 2nd RA (16) Achsabstand [mm] / Centre Distance [mm]:1450 (18) Radstand [mm] / Wheelbase [mm]:3300 (76) Radstand [mm] / Wheelbase [mm]:3600 (76) Radstand [mm] / Wheelbase [mm]:3900 (76) Baumuster / Type:933.161-163 (28)
	3348, 11946 ccm 3358 3360	04.03 - 04.03 - 04.03 -	 Doppelachsaggregat / Tandem-axle Assembly (36) 1.HA / 1st RA (14) 2.HA / 2nd RA (16) Achsabstand [mm] / Centre Distance [mm]:1450 (18) Radstand [mm] / Wheelbase [mm]:4200 (76) Radstand [mm] / Wheelbase [mm]:4500 (76) Baumuster / Type:930.162 (28)



MERCEDES-BENZ


ACTROS 3340 - 3550 6x4 06.96 -

 10	Lenker, Radaufhängung / Track Control Arm Längslenker / Trailing Arm nicht verstellbar / not adjustable Länge [mm] / Length [mm]:615 Rohr-Ø [mm] / Pipe Ø [mm]:52 Bohrung-Ø 1 / Bohrung-Ø 2 [mm] / Bore Ø 1 / Bore Ø 2 [mm]:21/21 Lochabstand 1/Lochabstand 2 / Hole Pitch 1/ Hole Pitch 2:152/152 Molekularlager / Molecular Bearing	(5) (70) (146) (69) (80) (30) (67) (71)	22989 01 948 350 25 05 © 25158 01 
3348 S, 11946 ccm 04.03 - 3550 S 06.09 -		 Doppelachsaggregat / Tandem-axle Assembly (36) 1.HA / 1st RA (14) 2.HA / 2nd RA (16) Achsabstand [mm] / Centre Distance [mm]:1450 (18) Radstand [mm] / Wheelbase [mm]:3300 (76) für Fzg. mit zul. Gesamtgewicht [t] / for vehicles with permissible total weight [t]:33 (121) Baumuster / Type:934.161 (28)	
3341 K 04.03 - 3344 K 04.03 - 3346 K 04.03 - 3348 K, 15928 ccm 04.03 - 3351 K 04.03 -		 Doppelachsaggregat / Tandem-axle Assembly (36) 1.HA / 1st RA (14) 2.HA / 2nd RA (16) Achsabstand [mm] / Centre Distance [mm]:1450 (18) Radstand [mm] / Wheelbase [mm]:3300 (76) Radstand [mm] / Wheelbase [mm]:3600 (76) Radstand [mm] / Wheelbase [mm]:3900 (76) für Fzg. mit zul. Gesamtgewicht [t] / for vehicles with permissible total weight [t]:33 (121) Baumuster / Type:932.161-163 (28)	
3343 K 04.03 - 3348 K, 11946 ccm 04.03 -		 Doppelachsaggregat / Tandem-axle Assembly (36) 1.HA / 1st RA (14) 2.HA / 2nd RA (16) Achsabstand [mm] / Centre Distance [mm]:1450 (18) Radstand [mm] / Wheelbase [mm]:3300 (76) Radstand [mm] / Wheelbase [mm]:3600 (76) Radstand [mm] / Wheelbase [mm]:3900 (76) für Fzg. mit zul. Gesamtgewicht [t] / for vehicles with permissible total weight [t]:33 (121) Baumuster / Type:933.161-163 (28)	
3341 S 10.97 - 3346 S 10.97 - 3350 S 10.97 -		 Doppelachsaggregat / Tandem-axle Assembly (36) 1.HA / 1st RA (14) 2.HA / 2nd RA (16) Achsabstand [mm] / Centre Distance [mm]:1450 (18) Baumuster / Type:954.161 (28)	
3346 K 10.97 - 3350 K 10.97 -		 Doppelachsaggregat / Tandem-axle Assembly (36) 1.HA / 1st RA (14) 2.HA / 2nd RA (16) Achsabstand [mm] / Centre Distance [mm]:1450 (18) Baumuster / Type:952.161/163 (28)	
3343 B 04.03 -		 Doppelachsaggregat / Tandem-axle Assembly (36) 1.HA / 1st RA (14) 2.HA / 2nd RA (16) Achsabstand [mm] / Centre Distance [mm]:1450 (18) Baumuster / Type:933.161-163 (28)	



MERCEDES-BENZ









ACTROS 3340 - 3550 6x4 06.96 -

10	Lenker, Radaufhängung / Track Control Arm Längslenker / Trailing Arm nicht verstellbar / not adjustable Länge [mm] / Length [mm]:565 Rohr-Ø [mm] / Pipe Ø [mm]:52 Bohrung-Ø 1 / Bohrung-Ø 2 [mm] / Bore Ø 1 / Bore Ø 2 [mm]:21/21 Lochabstand 1/Lochabstand 2 / Hole Pitch 1/ Hole Pitch 2:152/152 Molekularlager / Molecular Bearing	(5) (70) (146) (69) (80) (30) (67) (71)	29461 01 948 350 24 05 © 25158 01 
	3340 3343 3346 3348, 15928 ccm 3353 3357	04.97 - 10.02 04.97 - 10.02 04.97 - 10.02 04.97 - 10.02 04.97 - 10.02 04.97 - 10.02	 Doppelachsaggregat / Tandem-axle Assembly (36) 1.HA / 1st RA (14) 2.HA / 2nd RA (16) Radstand [mm] / Wheelbase [mm]:4200 (76) Radstand [mm] / Wheelbase [mm]:4500 (76) Baumuster / Type:950.162-163 (28)
	3340 S 3343 S 3348 S, 15928 ccm 3353 S 3357 S	04.97 - 10.02 04.97 - 10.02 04.97 - 10.02 04.97 - 10.02 04.97 - 10.02	 Doppelachsaggregat / Tandem-axle Assembly (36) 1.HA / 1st RA (14) 2.HA / 2nd RA (16) Radstand [mm] / Wheelbase [mm]:3300 (76) Baumuster / Type:954.161 (28)
	3340 K 3343 K 3348 K, 15928 ccm	04.97 - 10.02 04.97 - 10.02 04.97 - 10.02	 Doppelachsaggregat / Tandem-axle Assembly (36) 1.HA / 1st RA (14) 2.HA / 2nd RA (16) Radstand [mm] / Wheelbase [mm]:3300 (76) Radstand [mm] / Wheelbase [mm]:3600 (76) Radstand [mm] / Wheelbase [mm]:3900 (76) Baumuster / Type:952.161-163 (28)
	3340 B	04.97 - 10.02	 Doppelachsaggregat / Tandem-axle Assembly (36) 1.HA / 1st RA (14) 2.HA / 2nd RA (16) Radstand [mm] / Wheelbase [mm]:3300 (76) Radstand [mm] / Wheelbase [mm]:3600 (76) Radstand [mm] / Wheelbase [mm]:3900 (76) Baumuster / Type:953.161-163 (28)
	3341 3344 3346 3348, 15928 ccm 3350, 3351 3354, 3355	04.03 - 04.03 - 04.03 - 04.03 - 04.03 - 04.03 -	 Doppelachsaggregat / Tandem-axle Assembly (36) 1.HA / 1st RA (14) 2.HA / 2nd RA (16) Radstand [mm] / Wheelbase [mm]:4200 (76) Radstand [mm] / Wheelbase [mm]:4500 (76) Baumuster / Type:930.162-163 (28)
	3341 S 3344 S 3346 S 3348 S, 15928 ccm 3351 S 3355 S	04.03 - 04.03 - 04.03 - 04.03 - 04.03 - 04.03 -	 Doppelachsaggregat / Tandem-axle Assembly (36) 1.HA / 1st RA (14) 2.HA / 2nd RA (16) Radstand [mm] / Wheelbase [mm]:3300 (76) Baumuster / Type:934.161 (28)
	3341 B 3344 B 3346 B 3348 B	04.03 - 04.03 - 04.03 - 04.03 -	 Doppelachsaggregat / Tandem-axle Assembly (36) 1.HA / 1st RA (14) 2.HA / 2nd RA (16) Radstand [mm] / Wheelbase [mm]:3300 (76) Radstand [mm] / Wheelbase [mm]:3600 (76) Radstand [mm] / Wheelbase [mm]:3900 (76) Baumuster / Type:933.161-163 (28)
	3348, 11946 ccm 3358 3360	04.03 - 04.03 - 04.03 -	 Doppelachsaggregat / Tandem-axle Assembly (36) 1.HA / 1st RA (14) 2.HA / 2nd RA (16) Radstand [mm] / Wheelbase [mm]:4200 (76) Radstand [mm] / Wheelbase [mm]:4500 (76) Baumuster / Type:930.162 (28)
	3348 S, 11946 ccm 3550 S	04.03 - 06.09 -	 Doppelachsaggregat / Tandem-axle Assembly (36) 1.HA / 1st RA (14) 2.HA / 2nd RA (16) Radstand [mm] / Wheelbase [mm]:3300 (76) für Fzg. mit zul. Gesamtgewicht [t] / for vehicles with permissible total weight [t]:33 (121) Baumuster / Type:934.161 (28)



MERCEDES-BENZ









ACTROS 3340 - 3550 6x4 06.96 -

 8	<p>Lenker, Radaufhängung / Track Control Arm Dreieckslenker (Nfz) / Wishbone (CV) Länge [mm] / Length [mm]:622 Lochabstand 1/Lochabstand 2 / Hole Pitch 1/ Hole Pitch 2:152/130/130 Bohrung-Ø 1 / Bohrung-Ø 2 [mm] / Bore Ø 1 / Bore Ø 2 [mm]:25/25/25 Rohr-Ø [mm] / Pipe Ø [mm]:46 Molekularlager / Molecular Bearing</p>	(5) (38) (69) (67) (30) (80) (71)	<p>23069 02 948 350 30 05 © 30590 01 © 30589 01</p> 
	3340 04.97 - 10.02 3346 04.97 - 10.02		 Doppelachsaggregat / Tandem-axle Assembly (36) Achsausführung / Axle Version:2x10t, 2x13t (19) 1.HA / 1st RA (14) 2.HA / 2nd RA (16) Scheibenbremse / Disc Brake (83) Radstand [mm] / Wheelbase [mm]:3900 (76) Radstand [mm] / Wheelbase [mm]:4200 (76) Radstand [mm] / Wheelbase [mm]:4500 (76) Baumuster / Type:950.161/163 (28)
	3340 S 04.97 - 10.02 3343 S 04.97 - 10.02 3348 S, 15928 ccm 04.97 - 10.02 3353 S 04.97 - 10.02 3357 S 04.97 - 10.02		 Doppelachsaggregat / Tandem-axle Assembly (36) Achsausführung / Axle Version:2x10t, 2x13t (19) 1.HA / 1st RA (14) 2.HA / 2nd RA (16) Scheibenbremse / Disc Brake (83) Radstand [mm] / Wheelbase [mm]:3300 (76) Radstand [mm] / Wheelbase [mm]:3600 (76) Radstand [mm] / Wheelbase [mm]:3900 (76) Baumuster / Type:954.161-163 (28)
	3340 K 04.97 - 10.02 3343 K 04.97 - 10.02 3348 K, 15928 ccm 04.97 - 10.02		 Doppelachsaggregat / Tandem-axle Assembly (36) Achsausführung / Axle Version:2x10t, 2x13t (19) 1.HA / 1st RA (14) 2.HA / 2nd RA (16) Scheibenbremse / Disc Brake (83) Radstand [mm] / Wheelbase [mm]:3300 (76) Radstand [mm] / Wheelbase [mm]:3600 (76) Radstand [mm] / Wheelbase [mm]:3900 (76) Baumuster / Type:952.161-163 (28)
	3340 B 04.97 - 10.02		 Doppelachsaggregat / Tandem-axle Assembly (36) Achsausführung / Axle Version:2x10t, 2x13t (19) 1.HA / 1st RA (14) 2.HA / 2nd RA (16) Scheibenbremse / Disc Brake (83) Radstand [mm] / Wheelbase [mm]:3300 (76) Radstand [mm] / Wheelbase [mm]:3600 (76) Radstand [mm] / Wheelbase [mm]:3900 (76) Baumuster / Type:953.161-163 (28)
	3343 04.97 - 10.02 3348, 15928 ccm 04.97 - 10.02 3353 04.97 - 10.02 3357 04.97 - 10.02		 Doppelachsaggregat / Tandem-axle Assembly (36) Achsausführung / Axle Version:2x10t, 2x13t (19) 1.HA / 1st RA (14) 2.HA / 2nd RA (16) Scheibenbremse / Disc Brake (83) Radstand [mm] / Wheelbase [mm]:3900 (76) Radstand [mm] / Wheelbase [mm]:4200 (76) Radstand [mm] / Wheelbase [mm]:4500 (76) Baumuster / Type:950.161-163 (28)
	3341 04.03 - 3344 04.03 - 3346 04.03 - 3348, 15928 ccm 04.03 - 3350, 3351 04.03 - 3354, 3355 04.03 -		 Doppelachsaggregat / Tandem-axle Assembly (36) Achsausführung / Axle Version:2x10t, 2x13t (19) 1.HA / 1st RA (14) 2.HA / 2nd RA (16) Scheibenbremse / Disc Brake (83) Radstand [mm] / Wheelbase [mm]:3900 (76) Radstand [mm] / Wheelbase [mm]:4200 (76) Radstand [mm] / Wheelbase [mm]:4500 (76) Baumuster / Type:930.161-163 (28)



MERCEDES-BENZ

ACTROS 3340 - 3550 6x4 06.96 -

 8	Lenker, Radaufhängung / Track Control Arm		(5)	23069 02 948 350 30 05 © 30590 01 © 30589 01	
	Dreieckslenker (Nfz) / Wishbone (CV) Länge [mm] / Length [mm]:622 Lochabstand 1/Lochabstand 2 / Hole Pitch 1/ Hole Pitch 2:152/130/130 Bohrung-Ø 1 / Bohrung-Ø 2 [mm] / Bore Ø 1 / Bore Ø 2 [mm]:25/25/25 Rohr-Ø [mm] / Pipe Ø [mm]:46 Molekularlager / Molecular Bearing		(38) (69) (67) (30) (80) (71)		
3341 S	04.03 -		Doppelachsaggregat / Tandem-axle Assembly Achsausführung / Axle Version:2x10t, 2x13t 1.HA / 1st RA 2.HA / 2nd RA Scheibenbremse / Disc Brake Radstand [mm] / Wheelbase [mm]:3300 Radstand [mm] / Wheelbase [mm]:3600 Radstand [mm] / Wheelbase [mm]:3900 Baumuster / Type:934.161-163	(36)	
3344 S	04.03 -			(19)	
3346 S	04.03 -			(14)	
3348 S, 15928 ccm	04.03 -			(16)	
3351 S	04.03 -			(83)	
3355 S	04.03 -			(76)	
				(76)	
3341 B	04.03 -		Doppelachsaggregat / Tandem-axle Assembly Achsausführung / Axle Version:2x10t, 2x13t 1.HA / 1st RA 2.HA / 2nd RA Scheibenbremse / Disc Brake Radstand [mm] / Wheelbase [mm]:3300 Radstand [mm] / Wheelbase [mm]:3600 Radstand [mm] / Wheelbase [mm]:3900 Baumuster / Type:933.161-163	(36)	
3344 B	04.03 -			(19)	
3346 B	04.03 -			(14)	
3348 B	04.03 -			(16)	
				(83)	
				(76)	
				(76)	
3348, 11946 ccm	04.03 -		Doppelachsaggregat / Tandem-axle Assembly Achsausführung / Axle Version:2x10t, 2x13t 1.HA / 1st RA 2.HA / 2nd RA Scheibenbremse / Disc Brake Radstand [mm] / Wheelbase [mm]:3900 Radstand [mm] / Wheelbase [mm]:4200 Radstand [mm] / Wheelbase [mm]:4500 Baumuster / Type:930.162	(36)	
3358	04.03 -			(19)	
3360	04.03 -			(14)	
				(16)	
				(83)	
				(76)	
				(76)	
3348 S, 11946 ccm	04.03 -		Doppelachsaggregat / Tandem-axle Assembly Achsausführung / Axle Version:2x10t, 2x13t 1.HA / 1st RA 2.HA / 2nd RA Scheibenbremse / Disc Brake Radstand [mm] / Wheelbase [mm]:3300 Radstand [mm] / Wheelbase [mm]:3600 Radstand [mm] / Wheelbase [mm]:3900 für Fzg. mit zul. Gesamtgewicht [t] / for vehicles with permissible total weight [t]:33 Baumuster / Type:934.161-163	(36)	
3550 S	06.09 -			(19)	
				(14)	
				(16)	
				(83)	
				(76)	
				(76)	
3341 K	04.03 -		Doppelachsaggregat / Tandem-axle Assembly Achsausführung / Axle Version:2x10t, 2x13t 1.HA / 1st RA 2.HA / 2nd RA Scheibenbremse / Disc Brake Radstand [mm] / Wheelbase [mm]:3300 Radstand [mm] / Wheelbase [mm]:3600 Radstand [mm] / Wheelbase [mm]:3900 für Fzg. mit zul. Gesamtgewicht [t] / for vehicles with permissible total weight [t]:33 Baumuster / Type:932.161-163	(36)	
3343 K	04.03 -			(19)	
3344 K	04.03 -			(14)	
3346 K	04.03 -			(16)	
3348 K, 11946 ccm	04.03 -			(83)	
3348 K, 15928 ccm	04.03 -			(76)	
3351 K	04.03 -			(76)	
		(121)			
		(28)			
3341 S	10.97 -		Doppelachsaggregat / Tandem-axle Assembly Achsausführung / Axle Version:2x10t, 2x13t 1.HA / 1st RA 2.HA / 2nd RA Scheibenbremse / Disc Brake Baumuster / Type:954.161	(36)	
3346 S	10.97 -			(19)	
3350 S	10.97 -			(14)	

Pos







Ref.



MERCEDES-BENZ









ACTROS 3340 - 3550 6x4 06.96 -

 8	<p>Lenker, Radaufhängung / Track Control Arm</p> <p>Dreieckslenker (Nfz) / Wishbone (CV) (5)</p> <p>Länge [mm] / Length [mm]:622 (38)</p> <p>Lochabstand 1/Lochabstand 2 / Hole Pitch 1/ Hole Pitch (69)</p> <p>2:152/130/130 (67)</p> <p>Bohrung-Ø 1 / Bohrung-Ø 2 [mm] / Bore Ø 1 / Bore Ø 2 [mm]:25/25/25 (30)</p> <p>Rohr-Ø [mm] / Pipe Ø [mm]:46 (80)</p> <p>Molekularlager / Molecular Bearing (71)</p>		<p>23069 02 948 350 30 05</p> <p>Ⓜ 30590 01</p> <p>Ⓜ 30589 01</p>	
	<p>3346 K 10.97 -</p> <p>3350 K 10.97 -</p>		<p></p> <p>Doppelachsaggregat / Tandem-axle Assembly (36)</p> <p>Achsausführung / Axle Version:2x10t, 2x13t (19)</p> <p>1.HA / 1st RA (14)</p> <p>2.HA / 2nd RA (16)</p> <p>Scheibenbremse / Disc Brake (83)</p> <p>Baumuster / Type:952.161/163 (28)</p>	
	<p>3343 B 04.03 -</p>		<p></p> <p>Doppelachsaggregat / Tandem-axle Assembly (36)</p> <p>Achsausführung / Axle Version:2x10t, 2x13t (19)</p> <p>1.HA / 1st RA (14)</p> <p>2.HA / 2nd RA (16)</p> <p>Scheibenbremse / Disc Brake (83)</p> <p>Baumuster / Type:933.161-163 (28)</p>	



MERCEDES-BENZ









ACTROS 3340 - 3550 6x4 06.96 -

8	Lenker, Radaufhängung / Track Control Arm Dreieckslenker (Nfz) / Wishbone (CV) Länge [mm] / Length [mm]:667 Lochabstand 1/Lochabstand 2 / Hole Pitch 1/ Hole Pitch 2:152/130/130 Bohrung-Ø 1 / Bohrung-Ø 2 [mm] / Bore Ø 1 / Bore Ø 2 [mm]:25/23/23 Rohr-Ø [mm] / Pipe Ø [mm]:60 Molekularlager / Molecular Bearing		(5) (38) (69) (67) (30) (80) (71)	25314 01 © 28706 01 © 28705 01	948 350 23 05 
	3340 3343 3346 3348, 15928 ccm 3353 3357	04.97 - 10.02 04.97 - 10.02 04.97 - 10.02 04.97 - 10.02 04.97 - 10.02	 Doppelachsaggregat / Tandem-axle Assembly Achsausführung / Axle Version:2x18t 1.HA / 1st RA 2.HA / 2nd RA Scheibenbremse / Disc Brake Radstand [mm] / Wheelbase [mm]:4200 Radstand [mm] / Wheelbase [mm]:4500 Baumuster / Type:950.162-163	(36) (19) (14) (16) (83) (76) (76) (28)	
3340 S 3343 S 3348 S, 15928 ccm 3353 S 3357 S	04.97 - 10.02 04.97 - 10.02 04.97 - 10.02 04.97 - 10.02 04.97 - 10.02	 Doppelachsaggregat / Tandem-axle Assembly Achsausführung / Axle Version:2x18t 1.HA / 1st RA 2.HA / 2nd RA Scheibenbremse / Disc Brake Radstand [mm] / Wheelbase [mm]:3300 Baumuster / Type:954.161	(36) (19) (14) (16) (83) (76) (28)		
3340 K 3343 K 3348 K, 15928 ccm	04.97 - 10.02 04.97 - 10.02 04.97 - 10.02	 Doppelachsaggregat / Tandem-axle Assembly Achsausführung / Axle Version:2x18t 1.HA / 1st RA 2.HA / 2nd RA Scheibenbremse / Disc Brake Radstand [mm] / Wheelbase [mm]:3300 Radstand [mm] / Wheelbase [mm]:3600 Radstand [mm] / Wheelbase [mm]:3900 Baumuster / Type:952.161-163	(36) (19) (14) (16) (83) (76) (76) (28)		
3340 B	04.97 - 10.02	 Doppelachsaggregat / Tandem-axle Assembly Achsausführung / Axle Version:2x18t 1.HA / 1st RA 2.HA / 2nd RA Scheibenbremse / Disc Brake Radstand [mm] / Wheelbase [mm]:3300 Radstand [mm] / Wheelbase [mm]:3600 Radstand [mm] / Wheelbase [mm]:3900 Baumuster / Type:953.161-163	(36) (19) (14) (16) (83) (76) (76) (28)		
3341 3344 3346 3348, 15928 ccm 3350, 3351 3354, 3355	04.03 - 04.03 - 04.03 - 04.03 - 04.03 - 04.03 -	 Doppelachsaggregat / Tandem-axle Assembly Achsausführung / Axle Version:2x18t 1.HA / 1st RA 2.HA / 2nd RA Scheibenbremse / Disc Brake Radstand [mm] / Wheelbase [mm]:4200 Radstand [mm] / Wheelbase [mm]:4500 Baumuster / Type:930.162-163	(36) (19) (14) (16) (83) (76) (76) (28)		
3341 S 3344 S 3346 S 3348 S, 15928 ccm 3351 S 3355 S	04.03 - 04.03 - 04.03 - 04.03 - 04.03 - 04.03 -	 Doppelachsaggregat / Tandem-axle Assembly Achsausführung / Axle Version:2x18t 1.HA / 1st RA 2.HA / 2nd RA Scheibenbremse / Disc Brake Radstand [mm] / Wheelbase [mm]:3300 Baumuster / Type:934.161	(36) (19) (14) (16) (83) (76) (28)		
3341 B 3344 B 3346 B 3348 B	04.03 - 04.03 - 04.03 - 04.03 -	 Doppelachsaggregat / Tandem-axle Assembly Achsausführung / Axle Version:2x18t 1.HA / 1st RA 2.HA / 2nd RA Scheibenbremse / Disc Brake Radstand [mm] / Wheelbase [mm]:3300 Radstand [mm] / Wheelbase [mm]:3600 Radstand [mm] / Wheelbase [mm]:3900 Baumuster / Type:933.161-163	(36) (19) (14) (16) (83) (76) (76) (28)		



MERCEDES-BENZ










ACTROS 3340 - 3550 6x4 06.96 -

 8	Lenker, Radaufhängung / Track Control Arm Dreieckslenker (Nfz) / Wishbone (CV) Länge [mm] / Length [mm]:667 Lochabstand 1/Lochabstand 2 / Hole Pitch 1/ Hole Pitch 2:152/130/130 Bohrung-Ø 1 / Bohrung-Ø 2 [mm] / Bore Ø 1 / Bore Ø 2 [mm]:25/23/23 Rohr-Ø [mm] / Pipe Ø [mm]:60 Molekularlager / Molecular Bearing	(5) (38) (69) (67) (30) (80) (71)	25314 01 © 28706 01 © 28705 01	948 350 23 05	
	3348, 11946 ccm 3358 3360	04.03 - 04.03 - 04.03 -		Doppelachsaggregat / Tandem-axle Assembly Achsausführung / Axle Version:2x18t 1.HA / 1st RA 2.HA / 2nd RA Scheibenbremse / Disc Brake Radstand [mm] / Wheelbase [mm]:4200 Radstand [mm] / Wheelbase [mm]:4500 Baumuster / Type:930.162	(36) (19) (14) (16) (83) (76) (76) (28)
	3348 S, 11946 ccm 3550 S	04.03 - 06.09 -		Doppelachsaggregat / Tandem-axle Assembly Achsausführung / Axle Version:2x18t 1.HA / 1st RA 2.HA / 2nd RA Scheibenbremse / Disc Brake Radstand [mm] / Wheelbase [mm]:3300 für Fzg. mit zul. Gesamtgewicht [t] / for vehicles with permissible total weight [t]:33 Baumuster / Type:934.161	(36) (19) (14) (16) (83) (76) (121) (28)
	3341 K 3343 K 3344 K 3346 K 3348 K, 11946 ccm 3348 K, 15928 ccm 3351 K	04.03 - 04.03 - 04.03 - 04.03 - 04.03 - 04.03 -		Doppelachsaggregat / Tandem-axle Assembly Achsausführung / Axle Version:2x18t 1.HA / 1st RA 2.HA / 2nd RA Scheibenbremse / Disc Brake Radstand [mm] / Wheelbase [mm]:3300 Radstand [mm] / Wheelbase [mm]:3600 Radstand [mm] / Wheelbase [mm]:3900 für Fzg. mit zul. Gesamtgewicht [t] / for vehicles with permissible total weight [t]:33 Baumuster / Type:932.161-163	(36) (19) (14) (16) (83) (76) (76) (121) (28)
	3341 S 3346 S 3350 S	10.97 - 10.97 - 10.97 -		Doppelachsaggregat / Tandem-axle Assembly Achsausführung / Axle Version:2x18t 1.HA / 1st RA 2.HA / 2nd RA Scheibenbremse / Disc Brake Baumuster / Type:954.161	(36) (19) (14) (16) (83) (28)
	3346 K 3350 K	10.97 - 10.97 -		Doppelachsaggregat / Tandem-axle Assembly Achsausführung / Axle Version:2x18t 1.HA / 1st RA 2.HA / 2nd RA Scheibenbremse / Disc Brake Baumuster / Type:952.161/163	(36) (19) (14) (16) (83) (28)
	3343 B	04.03 -		Doppelachsaggregat / Tandem-axle Assembly Achsausführung / Axle Version:2x18t 1.HA / 1st RA 2.HA / 2nd RA Scheibenbremse / Disc Brake Baumuster / Type:933.161-163	(36) (19) (14) (16) (83) (28)



MERCEDES-BENZ










ACTROS 3340 - 3550 6x4 06.96 -

 8	Lenker, Radaufhängung / Track Control Arm		(5)	26031 01 948 350 22 05 © 28706 01 © 28705 01	
	Dreieckslenker (Nfz) / Wishbone (CV)		(38)		
	Länge [mm] / Length [mm]:621,5		(69)		
	Rohr-Ø [mm] / Pipe Ø [mm]:60		(80)		
	Bohrung-Ø 1 / Bohrung-Ø 2 [mm] / Bore Ø 1 / Bore Ø 2 [mm]:25/23/23		(30)		
	Lochabstand 1/Lochabstand 2 / Hole Pitch 1/ Hole Pitch 2:152/130/130		(67)		
	Molekularlager / Molecular Bearing		(71)		
	3340	04.97 - 10.02		Doppelachsaggregat / Tandem-axle Assembly	(36)
	3343	04.97 - 10.02		Achsausführung / Axle Version:2x16t	(19)
	3346	04.97 - 10.02		1.HA / 1st RA	(14)
	3348, 15928 ccm	04.97 - 10.02		2.HA / 2nd RA	(16)
	3353	04.97 - 10.02		Scheibenbremse / Disc Brake	(83)
	3357	04.97 - 10.02		Radstand [mm] / Wheelbase [mm]:4200	(76)
				Radstand [mm] / Wheelbase [mm]:4500	(76)
				Baumuster / Type:950.162-163	(28)
	3340 S	04.97 - 10.02		Doppelachsaggregat / Tandem-axle Assembly	(36)
	3343 S	04.97 - 10.02		Achsausführung / Axle Version:2x16t	(19)
	3348 S, 15928 ccm	04.97 - 10.02		1.HA / 1st RA	(14)
	3353 S	04.97 - 10.02		2.HA / 2nd RA	(16)
	3357 S	04.97 - 10.02		Scheibenbremse / Disc Brake	(83)
				Radstand [mm] / Wheelbase [mm]:3300	(76)
				Baumuster / Type:954.161	(28)
	3340 K	04.97 - 10.02		Doppelachsaggregat / Tandem-axle Assembly	(36)
	3343 K	04.97 - 10.02		Achsausführung / Axle Version:2x16t	(19)
	3348 K, 15928 ccm	04.97 - 10.02		1.HA / 1st RA	(14)
				2.HA / 2nd RA	(16)
				Scheibenbremse / Disc Brake	(83)
				Radstand [mm] / Wheelbase [mm]:3300	(76)
				Radstand [mm] / Wheelbase [mm]:3600	(76)
				Radstand [mm] / Wheelbase [mm]:3900	(76)
				Baumuster / Type:952.161-163	(28)
	3340 B	04.97 - 10.02		Doppelachsaggregat / Tandem-axle Assembly	(36)
				Achsausführung / Axle Version:2x16t	(19)
				1.HA / 1st RA	(14)
				2.HA / 2nd RA	(16)
				Scheibenbremse / Disc Brake	(83)
				Radstand [mm] / Wheelbase [mm]:3300	(76)
				Radstand [mm] / Wheelbase [mm]:3600	(76)
				Radstand [mm] / Wheelbase [mm]:3900	(76)
				Baumuster / Type:953.161-163	(28)
	3341	04.03 -		Doppelachsaggregat / Tandem-axle Assembly	(36)
	3344	04.03 -		Achsausführung / Axle Version:2x16t	(19)
	3346	04.03 -		1.HA / 1st RA	(14)
	3348, 15928 ccm	04.03 -		2.HA / 2nd RA	(16)
	3350, 3351	04.03 -		Scheibenbremse / Disc Brake	(83)
	3354, 3355	04.03 -		Radstand [mm] / Wheelbase [mm]:4200	(76)
				Radstand [mm] / Wheelbase [mm]:4500	(76)
				Baumuster / Type:930.162-163	(28)
	3341 S	04.03 -		Doppelachsaggregat / Tandem-axle Assembly	(36)
	3344 S	04.03 -		Achsausführung / Axle Version:2x16t	(19)
	3346 S	04.03 -		1.HA / 1st RA	(14)
	3348 S, 15928 ccm	04.03 -		2.HA / 2nd RA	(16)
	3351 S	04.03 -		Scheibenbremse / Disc Brake	(83)
	3355 S	04.03 -		Radstand [mm] / Wheelbase [mm]:3300	(76)
				Baumuster / Type:934.161	(28)
	3341 B	04.03 -		Doppelachsaggregat / Tandem-axle Assembly	(36)
	3344 B	04.03 -		Achsausführung / Axle Version:2x16t	(19)
	3346 B	04.03 -		1.HA / 1st RA	(14)
	3348 B	04.03 -		2.HA / 2nd RA	(16)
				Scheibenbremse / Disc Brake	(83)
				Radstand [mm] / Wheelbase [mm]:3300	(76)
				Radstand [mm] / Wheelbase [mm]:3600	(76)
				Radstand [mm] / Wheelbase [mm]:3900	(76)
				Baumuster / Type:933.161-163	(28)



MERCEDES-BENZ










ACTROS 3340 - 3550 6x4 06.96 -

 8	<p>Lenker, Radaufhängung / Track Control Arm Dreieckslenker (Nfz) / Wishbone (CV) Länge [mm] / Length [mm]:621,5 Rohr-Ø [mm] / Pipe Ø [mm]:60 Bohrung-Ø 1 / Bohrung-Ø 2 [mm] / Bore Ø 1 / Bore Ø 2 [mm]:25/23/23 Lochabstand 1/Lochabstand 2 / Hole Pitch 1/ Hole Pitch 2:152/130/130 Molekularlager / Molecular Bearing</p>	(5) (38) (69) (80) (30) (67) (71)	<p>26031 01 948 350 22 05 © 28706 01 © 28705 01</p> 
	3348, 11946 ccm 3358 3360	04.03 - 04.03 - 04.03 -	 Doppelachsaggregat / Tandem-axle Assembly (36) Achsausführung / Axle Version:2x16t (19) 1.HA / 1st RA (14) 2.HA / 2nd RA (16) Scheibenbremse / Disc Brake (83) Radstand [mm] / Wheelbase [mm]:4200 (76) Radstand [mm] / Wheelbase [mm]:4500 (76) Baumuster / Type:930.162 (28)
	3348 S, 11946 ccm 3550 S	04.03 - 06.09 -	 Doppelachsaggregat / Tandem-axle Assembly (36) Achsausführung / Axle Version:2x16t (19) 1.HA / 1st RA (14) 2.HA / 2nd RA (16) Scheibenbremse / Disc Brake (83) Radstand [mm] / Wheelbase [mm]:3300 (76) für Fzg. mit zul. Gesamtgewicht [t] / for vehicles with permissible total weight [t]:33 (121) Baumuster / Type:934.161 (28)
	3341 K 3344 K 3346 K 3348 K, 15928 ccm 3351 K	04.03 - 04.03 - 04.03 - 04.03 - 04.03 -	 Doppelachsaggregat / Tandem-axle Assembly (36) Achsausführung / Axle Version:2x16t (19) 1.HA / 1st RA (14) 2.HA / 2nd RA (16) Scheibenbremse / Disc Brake (83) Radstand [mm] / Wheelbase [mm]:3300 (76) Radstand [mm] / Wheelbase [mm]:3600 (76) Radstand [mm] / Wheelbase [mm]:3900 (76) für Fzg. mit zul. Gesamtgewicht [t] / for vehicles with permissible total weight [t]:33 (121) Baumuster / Type:932.161-163 (28)
	3343 K 3348 K, 11946 ccm	04.03 - 04.03 -	 Doppelachsaggregat / Tandem-axle Assembly (36) Achsausführung / Axle Version:2x16t (19) 1.HA / 1st RA (14) 2.HA / 2nd RA (16) Scheibenbremse / Disc Brake (83) Radstand [mm] / Wheelbase [mm]:3300 (76) Radstand [mm] / Wheelbase [mm]:3600 (76) Radstand [mm] / Wheelbase [mm]:3900 (76) für Fzg. mit zul. Gesamtgewicht [t] / for vehicles with permissible total weight [t]:33 (121) Baumuster / Type:933.161-163 (28)
	3341 S 3346 S 3350 S	10.97 - 10.97 - 10.97 -	 Doppelachsaggregat / Tandem-axle Assembly (36) Achsausführung / Axle Version:2x16t (19) 1.HA / 1st RA (14) 2.HA / 2nd RA (16) Scheibenbremse / Disc Brake (83) Baumuster / Type:954.161 (28)
	3346 K 3350 K	10.97 - 10.97 -	 Doppelachsaggregat / Tandem-axle Assembly (36) Achsausführung / Axle Version:2x16t (19) 1.HA / 1st RA (14) 2.HA / 2nd RA (16) Scheibenbremse / Disc Brake (83) Baumuster / Type:952.161/163 (28)
	3343 B	04.03 -	 Doppelachsaggregat / Tandem-axle Assembly (36) Achsausführung / Axle Version:2x16t (19) 1.HA / 1st RA (14) 2.HA / 2nd RA (16) Scheibenbremse / Disc Brake (83) Baumuster / Type:933.161-163 (28)



MERCEDES-BENZ










ACTROS 3340 - 3550 6x4 06.96 -

 8	<p>Lenker, Radaufhängung / Track Control Arm Dreieckslenker (Nfz) / Wishbone (CV) Länge [mm] / Length [mm]:621,5 Rohr-Ø [mm] / Pipe Ø [mm]:60 Bohrung-Ø 1 / Bohrung-Ø 2 [mm] / Bore Ø 1 / Bore Ø 2 [mm]:25/23/23 Lochabstand 1/Lochabstand 2 / Hole Pitch 1/ Hole Pitch 2:152/130/130 Molekularlager / Molecular Bearing</p>	(5) (38) (69) (80) (30) (67) (71)		<p>33736 01 948 350 27 05 © 28706 01 © 28705 01</p> 
	3341 04.03 - 3344 04.03 - 3346 04.03 - 3348, 15928 ccm 04.03 - 3350, 3351 04.03 - 3354, 3355 04.03 -		 Doppelachsaggregat / Tandem-axle Assembly (36) Achsausführung / Axle Version:2x16t (19) 1.HA / 1st RA (14) 2.HA / 2nd RA (16) Trommelbremse / Drum Brake (86) Radstand [mm] / Wheelbase [mm]:4200 (76) Radstand [mm] / Wheelbase [mm]:4500 (76) Baumuster / Type:930.162-163 (28)	
	3341 S 04.03 - 3344 S 04.03 - 3346 S 04.03 - 3348 S, 15928 ccm 04.03 - 3351 S 04.03 - 3355 S 04.03 -		 Doppelachsaggregat / Tandem-axle Assembly (36) Achsausführung / Axle Version:2x16t (19) 1.HA / 1st RA (14) 2.HA / 2nd RA (16) Trommelbremse / Drum Brake (86) Radstand [mm] / Wheelbase [mm]:3300 (76) Baumuster / Type:934.161 (28)	
	3341 B 04.03 - 3344 B 04.03 - 3346 B 04.03 - 3348 B 04.03 -		 Doppelachsaggregat / Tandem-axle Assembly (36) Achsausführung / Axle Version:2x16t (19) 1.HA / 1st RA (14) 2.HA / 2nd RA (16) Trommelbremse / Drum Brake (86) Radstand [mm] / Wheelbase [mm]:3300 (76) Radstand [mm] / Wheelbase [mm]:3600 (76) Radstand [mm] / Wheelbase [mm]:3900 (76) Baumuster / Type:933.161-163 (28)	
	3348, 11946 ccm 04.03 - 3358 04.03 - 3360 04.03 -		 Doppelachsaggregat / Tandem-axle Assembly (36) Achsausführung / Axle Version:2x16t (19) 1.HA / 1st RA (14) 2.HA / 2nd RA (16) Trommelbremse / Drum Brake (86) Radstand [mm] / Wheelbase [mm]:4200 (76) Radstand [mm] / Wheelbase [mm]:4500 (76) Baumuster / Type:930.162 (28)	
	3348 S, 11946 ccm 04.03 - 3550 S 06.09 -		 Doppelachsaggregat / Tandem-axle Assembly (36) Achsausführung / Axle Version:2x16t (19) 1.HA / 1st RA (14) 2.HA / 2nd RA (16) Trommelbremse / Drum Brake (86) Radstand [mm] / Wheelbase [mm]:3300 (76) für Fzg. mit zul. Gesamtgewicht [t] / for vehicles with permissible total weight [t]:33 (121) Baumuster / Type:934.161 (28)	
	3341 K 04.03 - 3343 K 04.03 - 3344 K 04.03 - 3346 K 04.03 - 3348 K, 11946 ccm 04.03 - 3348 K, 15928 ccm 04.03 - 3351 K 04.03 -		 Doppelachsaggregat / Tandem-axle Assembly (36) Achsausführung / Axle Version:2x16t (19) 1.HA / 1st RA (14) 2.HA / 2nd RA (16) Trommelbremse / Drum Brake (86) Radstand [mm] / Wheelbase [mm]:3300 (76) Radstand [mm] / Wheelbase [mm]:3600 (76) Radstand [mm] / Wheelbase [mm]:3900 (76) für Fzg. mit zul. Gesamtgewicht [t] / for vehicles with permissible total weight [t]:33 (121) Baumuster / Type:932.161-163 (28)	
	3343 B 04.03 -		 Doppelachsaggregat / Tandem-axle Assembly (36) Achsausführung / Axle Version:2x16t (19) 1.HA / 1st RA (14) 2.HA / 2nd RA (16) Trommelbremse / Drum Brake (86) Baumuster / Type:933.161-163 (28)	



MERCEDES-BENZ









ACTROS 3340 - 3550 6x4 06.96 -

	Lenker, Radaufhängung / Track Control Arm		(5)	33737 01 948 350 28 05 ® 28706 01 ® 28705 01	
	Dreieckslenker (Nfz) / Wishbone (CV) Länge [mm] / Length [mm]:667 Rohr-Ø [mm] / Pipe Ø [mm]:60 Bohrung-Ø 1 / Bohrung-Ø 2 [mm] / Bore Ø 1 / Bore Ø 2 [mm]:25/23/23 Lochabstand 1/Lochabstand 2 / Hole Pitch 1/ Hole Pitch 2:152/130/130 Molekularlager / Molecular Bearing		(38) (69) (80) (30) (67) (71)		
3341	04.03 -	 Doppelachsaggregat / Tandem-axle Assembly Achsausführung / Axle Version:13t / 18t 1.HA / 1st RA 2.HA / 2nd RA Trommelbremse / Drum Brake Radstand [mm] / Wheelbase [mm]:4200 Radstand [mm] / Wheelbase [mm]:4500 Baumuster / Type:930.162-163	(36)		
3344	04.03 -		(19)		
3346	04.03 -		(14)		
3348, 15928 ccm	04.03 -		(16)		
3350, 3351	04.03 -		(86)		
3354, 3355	04.03 -	(76)			
			(76)		
			(28)		
3341 S	04.03 -	 Doppelachsaggregat / Tandem-axle Assembly Achsausführung / Axle Version:13t / 18t 1.HA / 1st RA 2.HA / 2nd RA Trommelbremse / Drum Brake Radstand [mm] / Wheelbase [mm]:3300 Baumuster / Type:934.161	(36)		
3344 S	04.03 -		(19)		
3346 S	04.03 -		(14)		
3348 S, 15928 ccm	04.03 -		(16)		
3351 S	04.03 -		(86)		
3355 S	04.03 -	(76)			
			(28)		
3341 B	04.03 -	 Doppelachsaggregat / Tandem-axle Assembly Achsausführung / Axle Version:13t / 18t 1.HA / 1st RA 2.HA / 2nd RA Trommelbremse / Drum Brake Radstand [mm] / Wheelbase [mm]:3300 Radstand [mm] / Wheelbase [mm]:3600 Radstand [mm] / Wheelbase [mm]:3900 Baumuster / Type:933.161-163	(36)		
3344 B	04.03 -		(19)		
3346 B	04.03 -		(14)		
3348 B	04.03 -		(16)		
			(86)		
			(76)		
			(76)		
			(28)		
3348, 11946 ccm	04.03 -	 Doppelachsaggregat / Tandem-axle Assembly Achsausführung / Axle Version:13t / 18t 1.HA / 1st RA 2.HA / 2nd RA Trommelbremse / Drum Brake Radstand [mm] / Wheelbase [mm]:4200 Radstand [mm] / Wheelbase [mm]:4500 Baumuster / Type:930.162	(36)		
3358	04.03 -		(19)		
3360	04.03 -		(14)		
			(16)		
			(86)		
			(76)		
			(76)		
			(28)		
3348 S, 11946 ccm	04.03 -	 Doppelachsaggregat / Tandem-axle Assembly Achsausführung / Axle Version:13t / 18t 1.HA / 1st RA 2.HA / 2nd RA Trommelbremse / Drum Brake Radstand [mm] / Wheelbase [mm]:3300 für Fzg. mit zul. Gesamtgewicht [t] / for vehicles with permissible total weight [t]:33 Baumuster / Type:934.161	(36)		
3550 S	06.09 -		(19)		
			(14)		
			(16)		
			(86)		
			(76)		
			(76)		
			(121)		
			(28)		
3341 K	04.03 -	 Doppelachsaggregat / Tandem-axle Assembly Achsausführung / Axle Version:13t / 18t 1.HA / 1st RA 2.HA / 2nd RA Trommelbremse / Drum Brake Radstand [mm] / Wheelbase [mm]:3300 Radstand [mm] / Wheelbase [mm]:3600 Radstand [mm] / Wheelbase [mm]:3900 für Fzg. mit zul. Gesamtgewicht [t] / for vehicles with permissible total weight [t]:33 Baumuster / Type:932.161-163	(36)		
3343 K	04.03 -		(19)		
3344 K	04.03 -		(14)		
3346 K	04.03 -		(16)		
3348 K, 11946 ccm	04.03 -		(86)		
3348 K, 15928 ccm	04.03 -		(76)		
3351 K	04.03 -		(76)		
			(121)		
			(28)		
3343 B	04.03 -	 Doppelachsaggregat / Tandem-axle Assembly Achsausführung / Axle Version:13t / 18t 1.HA / 1st RA 2.HA / 2nd RA Trommelbremse / Drum Brake Baumuster / Type:933.161-163	(36)		
			(19)		
			(14)		
			(16)		
			(86)		
			(86)		
			(28)		



MERCEDES-BENZ

ACTROS 3340 - 3550 6x4 06.96 -

 8	<p>Lenker, Radaufhängung / Track Control Arm Dreieckslenker (Nfz) / Wishbone (CV) Länge [mm] / Length [mm]:622 Rohr-Ø [mm] / Pipe Ø [mm]:46 Bohrung-Ø 1 / Bohrung-Ø 2 [mm] / Bore Ø 1 / Bore Ø 2 [mm]:25/25/25 Lochabstand 1/Lochabstand 2 / Hole Pitch 1/ Hole Pitch 2:152/130/130 Molekularlager / Molecular Bearing</p>	(5) (38) (69) (80) (30) (67) (71)	<p>33738 01 948 350 29 05 © 30589 01 © 30590 01</p> 
	3341 04.03 - 3344 04.03 - 3346 04.03 - 3348, 15928 ccm 04.03 - 3350, 3351 04.03 - 3354, 3355 04.03 -		 Doppelachsaggregat / Tandem-axle Assembly (36) Achsausführung / Axle Version:2x13t (19) Trommelbremse / Drum Brake (86) 1.HA / 1st RA (14) 2.HA / 2nd RA (16) Radstand [mm] / Wheelbase [mm]:3900 (76) Radstand [mm] / Wheelbase [mm]:4200 (76) Radstand [mm] / Wheelbase [mm]:4500 (76) Baumuster / Type:930.161-163 (28)
	3341 S 04.03 - 3344 S 04.03 - 3346 S 04.03 - 3348 S, 15928 ccm 04.03 - 3351 S 04.03 - 3355 S 04.03 -		 Doppelachsaggregat / Tandem-axle Assembly (36) Achsausführung / Axle Version:2x13t (19) 1.HA / 1st RA (14) 2.HA / 2nd RA (16) Trommelbremse / Drum Brake (86) Radstand [mm] / Wheelbase [mm]:3300 (76) Baumuster / Type:934.161 (28)
	3341 B 04.03 - 3344 B 04.03 - 3346 B 04.03 - 3348 B 04.03 -		 Doppelachsaggregat / Tandem-axle Assembly (36) Achsausführung / Axle Version:2x13t (19) Trommelbremse / Drum Brake (86) 1.HA / 1st RA (14) 2.HA / 2nd RA (16) Radstand [mm] / Wheelbase [mm]:3300 (76) Radstand [mm] / Wheelbase [mm]:3600 (76) Radstand [mm] / Wheelbase [mm]:3900 (76) Baumuster / Type:933.161-163 (28)
	3348, 11946 ccm 04.03 - 3358 04.03 - 3360 04.03 -		 Doppelachsaggregat / Tandem-axle Assembly (36) Achsausführung / Axle Version:2x13t (19) Trommelbremse / Drum Brake (86) 1.HA / 1st RA (14) 2.HA / 2nd RA (16) Radstand [mm] / Wheelbase [mm]:3900 (76) Radstand [mm] / Wheelbase [mm]:4200 (76) Radstand [mm] / Wheelbase [mm]:4500 (76) Baumuster / Type:930.162 (28)
	3348 S, 11946 ccm 04.03 - 3550 S 06.09 -		 Doppelachsaggregat / Tandem-axle Assembly (36) Achsausführung / Axle Version:2x13t (19) 1.HA / 1st RA (14) 2.HA / 2nd RA (16) Trommelbremse / Drum Brake (86) Radstand [mm] / Wheelbase [mm]:3300 (76) für Fzg. mit zul. Gesamtgewicht [t] / for vehicles with permissible total weight [t]:33 (121) Baumuster / Type:934.161 (28)
	3341 K 04.03 - 3344 K 04.03 - 3346 K 04.03 - 3348 K, 15928 ccm 04.03 - 3351 K 04.03 -		 Doppelachsaggregat / Tandem-axle Assembly (36) Achsausführung / Axle Version:2x13t (19) Trommelbremse / Drum Brake (86) 1.HA / 1st RA (14) 2.HA / 2nd RA (16) Radstand [mm] / Wheelbase [mm]:3300 (76) Radstand [mm] / Wheelbase [mm]:3600 (76) Radstand [mm] / Wheelbase [mm]:3900 (76) für Fzg. mit zul. Gesamtgewicht [t] / for vehicles with permissible total weight [t]:33 (121) Baumuster / Type:932.161-163 (28)

MERCEDES-BENZ

ACTROS 3340 - 3550 6x4 06.96 -

8	Lenker, Radaufhängung / Track Control Arm Dreieckslenker (Nfz) / Wishbone (CV) Länge [mm] / Length [mm]:622 Rohr-Ø [mm] / Pipe Ø [mm]:46 Bohrung-Ø 1 / Bohrung-Ø 2 [mm] / Bore Ø 1 / Bore Ø 2 [mm]:25/25/25 Lochabstand 1/Lochabstand 2 / Hole Pitch 1/ Hole Pitch 2:152/130/130 Molekularlager / Molecular Bearing	(5) (38) (69) (80) (30) (67) (71)	33738 01 948 350 29 05 © 30589 01 © 30590 01			
	3343 K 04.03 - 3348 K, 11946 ccm 04.03 -		Doppelachsaggregat / Tandem-axle Assembly (36) Achsausführung / Axle Version:2x13t (19) Trommelbremse / Drum Brake (86) 1.HA / 1st RA (14) 2.HA / 2nd RA (16) Radstand [mm] / Wheelbase [mm]:3300 (76) Radstand [mm] / Wheelbase [mm]:3600 (76) Radstand [mm] / Wheelbase [mm]:3900 (76) für Fzg. mit zul. Gesamtgewicht [t] / for vehicles with permissible total weight [t]:33 (121) Baumuster / Type:933.161-163 (28)			
	3343 B 04.03 -		Doppelachsaggregat / Tandem-axle Assembly (36) Achsausführung / Axle Version:2x13t (19) Trommelbremse / Drum Brake (86) 1.HA / 1st RA (14) 2.HA / 2nd RA (16) Baumuster / Type:933.161-163 (28)			
13	Stange/Strebe, Stabilisator / Rod/Strut, stabiliser Koppelstange / Coupling Rod Länge [mm] / Length [mm]:350 Konusmaß [mm] / Cone Size [mm]:26 Rohr-Ø [mm] / Pipe Ø [mm]:36 mit Zubehör / with accessories	(11) (60) (69) (58) (80) (140)	37622 01 960 326 32 47			
	3340 L 07.11 - 3342 L 07.11 - 3343 L 07.11 - 3345 L 07.11 - 3348 L 07.11 - 3351 L 07.11 -		für / for:541249 16 (102) Baumuster / Type:963.026 (28) Einbau am Zusatzstabilisator / Einbau am Zusatzstabilisator (42)			
	3340 LS 07.11 - 3342 LS 07.11 - 3343 LS 07.11 - 3345 LS 07.11 - 3348 LS 07.11 - 3351 LS 07.11 -		für / for:541249 16 (102) Baumuster / Type:963.426 (28) Einbau am Zusatzstabilisator / Einbau am Zusatzstabilisator (42)			
	Kugelkopf, Schaltgestänge Ball Head, gearshift linkage Länge [mm] / Length [mm]:55 Konusmaß [mm] / Cone Size [mm]:10 Aussengewinde [mm] / Outer Thread [mm]:M14x1,5 mit Rechtsgewinde / with right-hand thread			(3) (69) (58) (27) (137)	19465 01 000 996 70 45	
	3340 04.97 - 10.02 3340 B 04.97 - 10.02 3340 K 04.97 - 10.02 3340 S 04.97 - 10.02 3341 S 10.97 - 3343 04.97 - 10.02 3343 K 04.97 - 10.02 3343 S 04.97 - 10.02 3346 04.97 - 10.02 3346 K 10.97 - 3346 S 10.97 - 3348, 15928 ccm 04.97 - 10.02 3348 K, 15928 ccm 04.97 - 10.02 3348 S, 15928 ccm 04.97 - 10.02 3350 K 10.97 - 3350 S 10.97 - 3353 04.97 - 10.02 3353 S 04.97 - 10.02 3357 04.97 - 10.02 3357 S 04.97 - 10.02					

Pos





Ref.



MERCEDES-BENZ

ACTROS 3340 - 3550 6x4 06.96 -

<p>Kugelpopf, Schaltgestänge Ball Head, gearshift linkage Länge [mm] / Length [mm]:45 Konusmaß [mm] / Cone Size [mm]:12 Innengewinde [mm] / Inner Thread [mm]:M12 mit Linksgewinde / with left-hand thread Gewindemaß / Thread Size:M10</p>	<p>(3) (69) (58) (55) (135) (49)</p>	<p>21691 01 000 996 67 45</p> 
<p>3340 3340 B 3340 K 3340 S 3341 S 3343 3343 K 3343 S 3346 3346 K 3346 S 3348, 15928 ccm 3348 K, 15928 ccm 3348 S, 15928 ccm 3350 K 3350 S 3353 3353 S 3357 3357 S</p>	<p>04.97 - 10.02 04.97 - 10.02 04.97 - 10.02 04.97 - 10.02 10.97 - 04.97 - 10.02 04.97 - 10.02 04.97 - 10.02 04.97 - 10.02 10.97 - 10.97 - 04.97 - 10.02 04.97 - 10.02 04.97 - 10.02 10.97 - 10.97 - 04.97 - 10.02 04.97 - 10.02 04.97 - 10.02 04.97 - 10.02</p>	<p>21696 01 000 996 66 45</p> 




MERCEDES-BENZ

ACTROS 3340 - 3550

6x4

06.96 -

	<p>Kugelkopf, Schaltgestänge Ball Head, gearshift linkage Länge [mm] / Length [mm]:55 Konusmaß [mm] / Cone Size [mm]:12 Aussengewinde [mm] / Outer Thread [mm]:M14x1,5 mit Rechtsgewinde / with right-hand thread</p>	<p>(3) (69) (58) (27) (137)</p>	<p>22721 01 000 268 59 89</p> 
	<p>3340 3340 B 3340 K 3340 S 3341 S 3343 3343 K 3343 S 3346 3346 K 3346 S 3348, 15928 ccm 3348 K, 15928 ccm 3348 S, 15928 ccm 3350 K 3350 S 3353 3353 S 3357 3357 S</p>	<p>04.97 - 10.02 04.97 - 10.02 04.97 - 10.02 04.97 - 10.02 10.97 - 04.97 - 10.02 04.97 - 10.02 04.97 - 10.02 04.97 - 10.02 10.97 - 10.97 - 10.97 - 04.97 - 10.02 04.97 - 10.02 04.97 - 10.02 10.97 - 10.97 - 04.97 - 10.02 04.97 - 10.02 04.97 - 10.02 04.97 - 10.02</p>	

Pos












Ref.



MERCEDES-BENZ











ACTROS 3340 - 3550 6x6 06.96 -

 <div style="border: 1px solid black; padding: 2px; display: inline-block;">1</div>	Lenkstange / Centre Rod Assembly Schubstange / Push Rod einseitig verstellbar / Adjustable on one side Länge [mm] / Length [mm]:888 Konusmaß [mm] / Cone Size [mm]:30 Rohr-Ø [mm] / Pipe Ø [mm]:38 mit Zubehör / with accessories	(6) (85) (101) (69) (58) (80) (140)	23476 01 001 460 07 05 	
	3340 A 04.97 - 10.02	 Lenkstockhebel zur 1. VA / Pitman Arm to 1st FA (66) Trommelbremse / Drum Brake (86) Radstand [mm] / Wheelbase [mm]:4200 (76) Radstand [mm] / Wheelbase [mm]:4500 (76) Baumuster / Type:950.182-183 (28)		
	3340 AS 04.97 - 10.02 3343 AS 04.97 - 10.02 3348 AS, 15928 ccm 04.97 - 10.02 3353 AS 04.97 - 10.02	 Lenkstockhebel zur 1. VA / Pitman Arm to 1st FA (66) 1.VA / 1st FA (15) Trommelbremse / Drum Brake (86) Radstand [mm] / Wheelbase [mm]:3600 (76) Baumuster / Type:954.182 (28)		
	3340 AK 04.97 - 10.02 3343 AK 04.97 - 10.02 3348 AK, 15928 ccm 04.97 - 10.02	 Lenkstockhebel zur 1. VA / Pitman Arm to 1st FA (66) Trommelbremse / Drum Brake (86) 1.VA / 1st FA (15) Radstand [mm] / Wheelbase [mm]:3600 (76) Radstand [mm] / Wheelbase [mm]:3900 (76) Baumuster / Type:952.182-183 (28)		
	3346 AS 10.97 - 3350 AS 10.97 -	 Lenkstockhebel zur 1. VA / Pitman Arm to 1st FA (66) 1.VA / 1st FA (15) Trommelbremse / Drum Brake (86) Baumuster / Type:954.182 (28)		
	3346 AK 10.97 -	 Lenkstockhebel zur 1. VA / Pitman Arm to 1st FA (66) Trommelbremse / Drum Brake (86) 1.VA / 1st FA (15) Baumuster / Type:952.182-183 (28)		
	3350 AK 10.97 -	 Lenkstockhebel zur 1. VA / Pitman Arm to 1st FA (66) Trommelbremse / Drum Brake (86) 1.VA / 1st FA (15) Baumuster / Type:952.182 (28)		



MERCEDES-BENZ










ACTROS 3340 - 3550 6x6 06.96 -

 1	Lenkstange / Centre Rod Assembly Schubstange / Push Rod einseitig verstellbar / Adjustable on one side Länge [mm] / Length [mm]:893 Konusmaß [mm] / Cone Size [mm]:32 Rohr-Ø [mm] / Pipe Ø [mm]:38 mit Zubehör / with accessories	(6) (85) (101) (69) (58) (80) (140)	25361 01 11394 04	002 460 62 05 
	3340 A 04.97 - 10.02	 Lenkstockhebel zur 1. VA / Pitman Arm to 1st FA Achslast [t] / Axle Load [t]:9 Trommelbremse / Drum Brake Radstand [mm] / Wheelbase [mm]:4200 Radstand [mm] / Wheelbase [mm]:4500 Baumuster / Type:950.182-183	(66) (23) (86) (76) (76) (28)	
3340 AS 3343 AS 3348 AS, 15928 ccm 3353 AS 04.97 - 10.02 04.97 - 10.02 04.97 - 10.02 04.97 - 10.02	 Lenkstockhebel zur 1. VA / Pitman Arm to 1st FA Achslast [t] / Axle Load [t]:9 Trommelbremse / Drum Brake Radstand [mm] / Wheelbase [mm]:3600 Baumuster / Type:954.182	(66) (23) (86) (76) (28)		
3340 AK 3343 AK 3348 AK, 15928 ccm 04.97 - 10.02 04.97 - 10.02 04.97 - 10.02	 Lenkstockhebel zur 1. VA / Pitman Arm to 1st FA Achslast VA ab [kg] / Axle Load FA from [kg]:9000 Achslast VA bis [kg] / Axle Load FA to [kg]:9000 Trommelbremse / Drum Brake 1.VA / 1st FA Radstand [mm] / Wheelbase [mm]:3600 Radstand [mm] / Wheelbase [mm]:3900 Baumuster / Type:952.182-183	(66) (20) (21) (86) (15) (76) (76) (28)		
3344 A 04.03 -	 Lenkstockhebel zur 1. VA / Pitman Arm to 1st FA Achslast [t] / Axle Load [t]:9 Trommelbremse / Drum Brake Radstand [mm] / Wheelbase [mm]:4200 Radstand [mm] / Wheelbase [mm]:4500 Baumuster / Type:930.182-183	(66) (23) (86) (76) (76) (28)		
3341 AK 3344 AK 3346 AK 3348 AK, 11946 ccm 3351 AK 04.03 - 04.03 - 04.03 - 04.03 - 04.03 -	 Lenkstockhebel zur 1. VA / Pitman Arm to 1st FA Achslast [t] / Axle Load [t]:9 Trommelbremse / Drum Brake Radstand [mm] / Wheelbase [mm]:3300 Radstand [mm] / Wheelbase [mm]:3600 Baumuster / Type:932.182-183	(66) (23) (86) (76) (76) (28)		
3341 AS 3344 AS 3346 AS 3348 AS, 11946 ccm 3351 AS 3355 AS 04.03 - 04.03 - 04.03 - 04.03 - 04.03 - 04.03 -	 Lenkstockhebel zur 1. VA / Pitman Arm to 1st FA Achslast [t] / Axle Load [t]:9 Trommelbremse / Drum Brake Radstand [mm] / Wheelbase [mm]:3600 Baumuster / Type:934.182	(66) (23) (86) (76) (28)		
3341 AKE 3343 AK 3348 AK, 15928 ccm 04.03 - 04.03 - 04.03 -	 Lenkstockhebel zur 1. VA / Pitman Arm to 1st FA Antriebsachse / Drive Axle Achslast [t] / Axle Load [t]:9,0 Achsausführung / Axle Version:VL5, VL4 Trommelbremse / Drum Brake Baumuster / Type:932.182-183	(66) (25) (23) (19) (86) (28)		
3341 A 3346 A 3351 A 3355 A 3360 A 04.03 - 04.03 - 06.08 - 04.03 - 04.03 -	Lenkstockhebel zur 1. VA / Pitman Arm to 1st FA Achsausführung / Axle Version:VL4, VL5 Trommelbremse / Drum Brake Achslast [t] / Axle Load [t]:9,0 Baumuster / Type:930.182-183	(66) (19) (86) (23) (28)		
3344 AKE 3346 AKE 3348 AKE 04.03 - 04.03 - 04.03 -	 Lenkstockhebel zur 1. VA / Pitman Arm to 1st FA Achslast [t] / Axle Load [t]:9 Trommelbremse / Drum Brake Radstand [mm] / Wheelbase [mm]:3300 Radstand [mm] / Wheelbase [mm]:3600 Baumuster / Type:932.182-183	(66) (23) (86) (76) (76) (28)		



MERCEDES-BENZ














ACTROS 3340 - 3550 6x6 06.96 -

 <div style="border: 1px solid black; padding: 2px; display: inline-block;">1</div>	Lenkstange / Centre Rod Assembly Schubstange / Push Rod einseitig verstellbar / Adjustable on one side Länge [mm] / Length [mm]:893 Konusmaß [mm] / Cone Size [mm]:32 Rohr-Ø [mm] / Pipe Ø [mm]:38 mit Zubehör / with accessories	(6) (85) (101) (69) (58) (80) (140)	25361 01 002 460 62 05  11394 04	
	3344 AKE 04.03 - 3346 AKE 04.03 - 3348 AKE 04.03 -	 Lenkstockhebel zur 1. VA / Pitman Arm to 1st FA (66) Antriebsachse / Drive Axle (25) Achslast [t] / Axle Load [t]:9,0 (23) Achsausführung / Axle Version:VL5, VL4 (19) Trommelbremse / Drum Brake (86) Baumuster / Type:932.182-183 (28)		
	3346 AS 10.97 - 3350 AS 10.97 -	 Lenkstockhebel zur 1. VA / Pitman Arm to 1st FA (66) Achslast [t] / Axle Load [t]:9 (23) Trommelbremse / Drum Brake (86) Baumuster / Type:954.182 (28)		
	3346 AK 10.97 -	 Lenkstockhebel zur 1. VA / Pitman Arm to 1st FA (66) Achslast VA ab [kg] / Axle Load FA from [kg]:9000 (20) Achslast VA bis [kg] / Axle Load FA to [kg]:9000 (21) Trommelbremse / Drum Brake (86) 1.VA / 1st FA (15) Baumuster / Type:952.182-183 (28)		
	3350 AK 10.97 -	 Lenkstockhebel zur 1. VA / Pitman Arm to 1st FA (66) Achslast VA ab [kg] / Axle Load FA from [kg]:9000 (20) Achslast VA bis [kg] / Axle Load FA to [kg]:9000 (21) Trommelbremse / Drum Brake (86) 1.VA / 1st FA (15) Baumuster / Type:952.182 (28)		
	3355 AK 04.03 - 3360 AK 04.03 -	 Lenkstockhebel zur 1. VA / Pitman Arm to 1st FA (66) Achslast [t] / Axle Load [t]:9 (23) Trommelbremse / Drum Brake (86) Baumuster / Type:932.183 (28)		
	3365 A 04.03 -	 Lenkstockhebel zur 1. VA / Pitman Arm to 1st FA (66) Achsausführung / Axle Version:VL4, VL5 (19) Trommelbremse / Drum Brake (86) Achslast [t] / Axle Load [t]:9,0 (23) Baumuster / Type:930.182 (28)		



MERCEDES-BENZ








ACTROS 3340 - 3550 6x6 06.96 -

1	Lenkstange / Centre Rod Assembly Schubstange / Push Rod einseitig verstellbar / Adjustable on one side Länge [mm] / Length [mm]:935 Konusmaß [mm] / Cone Size [mm]:30 Konusmaß [mm] / Cone Size [mm]:32 Rohr-Ø [mm] / Pipe Ø [mm]:38 mit Zubehör / with accessories	(6) (85) (101) (69) (58) (58) (80) (140)	27628 01 002 460 60 05  11394 04	
3340 A	04.97 - 10.02		 Lenkstockhebel zur 1. VA / Pitman Arm to 1st FA (66) Scheibenbremse / Disc Brake (83) Radstand [mm] / Wheelbase [mm]:4200 (76) Radstand [mm] / Wheelbase [mm]:4500 (76) Baumuster / Type:950.182-183 (28)	
3340 AS 3343 AS 3348 AS, 15928 ccm 3353 AS	04.97 - 10.02 04.97 - 10.02 04.97 - 10.02 04.97 - 10.02		 Lenkstockhebel zur 1. VA / Pitman Arm to 1st FA (66) Scheibenbremse / Disc Brake (83) Radstand [mm] / Wheelbase [mm]:3600 (76) Baumuster / Type:954.182 (28)	
3340 AK 3343 AK 3348 AK, 15928 ccm	04.97 - 10.02 04.97 - 10.02 04.97 - 10.02		 Lenkstockhebel zur 1. VA / Pitman Arm to 1st FA (66) Scheibenbremse / Disc Brake (83) 1.VA / 1st FA (15) Radstand [mm] / Wheelbase [mm]:3600 (76) Radstand [mm] / Wheelbase [mm]:3900 (76) Baumuster / Type:952.182-183 (28)	
3344 A	04.03 -		 Lenkstockhebel zur 1. VA / Pitman Arm to 1st FA (66) Scheibenbremse / Disc Brake (83) Radstand [mm] / Wheelbase [mm]:4200 (76) Radstand [mm] / Wheelbase [mm]:4500 (76) Baumuster / Type:930.182-183 (28)	
3341 AK 3344 AK 3346 AK 3348 AK, 11946 ccm 3351 AK	04.03 - 04.03 - 04.03 - 04.03 - 04.03 -		 Lenkstockhebel zur 1. VA / Pitman Arm to 1st FA (66) Scheibenbremse / Disc Brake (83) Radstand [mm] / Wheelbase [mm]:3300 (76) Radstand [mm] / Wheelbase [mm]:3600 (76) Baumuster / Type:932.182-183 (28)	
3341 AS 3344 AS 3346 AS 3348 AS, 11946 ccm 3351 AS 3355 AS	04.03 - 04.03 - 04.03 - 04.03 - 04.03 - 04.03 -		 Lenkstockhebel zur 1. VA / Pitman Arm to 1st FA (66) Scheibenbremse / Disc Brake (83) Radstand [mm] / Wheelbase [mm]:3600 (76) Baumuster / Type:934.182 (28)	
3341 AKE 3343 AK 3348 AK, 15928 ccm	04.03 - 04.03 - 04.03 -		 Lenkstockhebel zur 1. VA / Pitman Arm to 1st FA (66) Scheibenbremse / Disc Brake (83) Achsausführung / Axle Version:VL4 (19) Baumuster / Type:932.182-183 (28)	
3341 A 3346 A 3351 A 3355 A 3360 A	04.03 - 04.03 - 06.08 - 04.03 - 04.03 -		 Lenkstockhebel zur 1. VA / Pitman Arm to 1st FA (66) Achsausführung / Axle Version:VL4 (19) Scheibenbremse / Disc Brake (83) Baumuster / Type:930.182-183 (28)	
3344 AKE 3346 AKE 3348 AKE	04.03 - 04.03 - 04.03 -		 Lenkstockhebel zur 1. VA / Pitman Arm to 1st FA (66) Scheibenbremse / Disc Brake (83) Achsausführung / Axle Version:VL4 (19) Baumuster / Type:932.182-183 (28)	
3344 AKE 3346 AKE 3348 AKE	04.03 - 04.03 - 04.03 -		 Lenkstockhebel zur 1. VA / Pitman Arm to 1st FA (66) Scheibenbremse / Disc Brake (83) Radstand [mm] / Wheelbase [mm]:3300 (76) Radstand [mm] / Wheelbase [mm]:3600 (76) Baumuster / Type:932.182-183 (28)	
3346 AS 3350 AS	10.97 - 10.97 -		 Lenkstockhebel zur 1. VA / Pitman Arm to 1st FA (66) Scheibenbremse / Disc Brake (83) Baumuster / Type:954.182 (28)	



MERCEDES-BENZ











ACTROS 3340 - 3550 6x6 06.96 -

 <div style="border: 1px solid black; padding: 2px; display: inline-block;">1</div>	Lenkstange / Centre Rod Assembly Schubstange / Push Rod einseitig verstellbar / Adjustable on one side Länge [mm] / Length [mm]:935 Konusmaß [mm] / Cone Size [mm]:30 Konusmaß [mm] / Cone Size [mm]:32 Rohr-Ø [mm] / Pipe Ø [mm]:38 mit Zubehör / with accessories	(6) (85) (101) (69) (58) (58) (80) (140)	27628 01 002 460 60 05  11394 04	
	3346 AK	10.97 -	 Lenkstockhebel zur 1. VA / Pitman Arm to 1st FA (66) Scheibenbremse / Disc Brake (83) 1.VA / 1st FA (15) Baumuster / Type:952.182-183 (28)	
	3350 AK	10.97 -	 Lenkstockhebel zur 1. VA / Pitman Arm to 1st FA (66) Scheibenbremse / Disc Brake (83) 1.VA / 1st FA (15) Baumuster / Type:952.182 (28)	
	3355 AK 3360 AK	04.03 - 04.03 -	 Lenkstockhebel zur 1. VA / Pitman Arm to 1st FA (66) Scheibenbremse / Disc Brake (83) Baumuster / Type:932.183 (28)	
	3365 A	04.03 -	 Lenkstockhebel zur 1. VA / Pitman Arm to 1st FA (66) Achsausführung / Axle Version:VL4 (19) Scheibenbremse / Disc Brake (83) Baumuster / Type:930.182 (28)	



MERCEDES-BENZ










ACTROS 3340 - 3550 6x6 06.96 -

1	Lenkstange / Centre Rod Assembly	(6)	27954 01	002 460 51 05
	Schubstange / Push Rod einseitig verstellbar / Adjustable on one side Länge [mm] / Length [mm]:885 Konusmaß [mm] / Cone Size [mm]:30 Konusmaß [mm] / Cone Size [mm]:32 Rohr-Ø [mm] / Pipe Ø [mm]:38 mit Zubehör / with accessories	(85) (101) (69) (58) (58) (80) (140)		▲ 30737 01
	3340 A	04.97 - 10.02		Lenkstockhebel zur 1. VA / Pitman Arm to 1st FA (66) Trommelbremse / Drum Brake (86) Achslast [t] / Axle Load [t]:7,5 (23) Achslast [t] / Axle Load [t]:9 (23) Radstand [mm] / Wheelbase [mm]:4200 (76) Radstand [mm] / Wheelbase [mm]:4500 (76) Baumuster / Type:950.182-183 (28)
	3340 AS 3343 AS 3348 AS, 15928 ccm 3353 AS	04.97 - 10.02 04.97 - 10.02 04.97 - 10.02 04.97 - 10.02		Lenkstockhebel zur 1. VA / Pitman Arm to 1st FA (66) Trommelbremse / Drum Brake (86) Achslast [t] / Axle Load [t]:7,5 (23) Achslast [t] / Axle Load [t]:9 (23) Radstand [mm] / Wheelbase [mm]:3600 (76) Baumuster / Type:954.182 (28)
	3340 AK 3343 AK 3348 AK, 15928 ccm	04.97 - 10.02 04.97 - 10.02 04.97 - 10.02		Lenkstockhebel zur 1. VA / Pitman Arm to 1st FA (66) Trommelbremse / Drum Brake (86) Achslast [t] / Axle Load [t]:7,5 (23) Achslast [t] / Axle Load [t]:9 (23) Radstand [mm] / Wheelbase [mm]:3600 (76) Radstand [mm] / Wheelbase [mm]:3900 (76) Baumuster / Type:952.182-183 (28)
	3344 A	04.03 -		Lenkstockhebel zur 1. VA / Pitman Arm to 1st FA (66) Trommelbremse / Drum Brake (86) Achslast [t] / Axle Load [t]:7,5 (23) Achslast [t] / Axle Load [t]:9 (23) Radstand [mm] / Wheelbase [mm]:4200 (76) Radstand [mm] / Wheelbase [mm]:4500 (76) Baumuster / Type:930.182-183 (28)
	3341 AK 3344 AK 3346 AK 3348 AK, 11946 ccm 3351 AK	04.03 - 04.03 - 04.03 - 04.03 - 04.03 -		Lenkstockhebel zur 1. VA / Pitman Arm to 1st FA (66) Trommelbremse / Drum Brake (86) Achslast [t] / Axle Load [t]:7,5 (23) Achslast [t] / Axle Load [t]:9 (23) Radstand [mm] / Wheelbase [mm]:3600 (76) Radstand [mm] / Wheelbase [mm]:3900 (76) Baumuster / Type:932.182-183 (28)
	3341 AKE 3343 AK 3348 AK, 15928 ccm	04.03 - 04.03 - 04.03 -		Lenkstockhebel zur 1. VA / Pitman Arm to 1st FA (66) Trommelbremse / Drum Brake (86) Achsausführung / Axle Version:VL5 (19) Baumuster / Type:932.182-183 (28)
	3341 A 3346 A 3351 A 3355 A 3360 A	04.03 - 04.03 - 06.08 - 04.03 - 04.03 -		Lenkstockhebel zur 1. VA / Pitman Arm to 1st FA (66) Achsausführung / Axle Version:VL5 (19) Trommelbremse / Drum Brake (86) Achslast [t] / Axle Load [t]:7,5 (23) Achslast [t] / Axle Load [t]:9,0 (23) Baumuster / Type:930.182-183 (28)
	3344 AKE 3346 AKE 3348 AKE	04.03 - 04.03 - 04.03 -		Lenkstockhebel zur 1. VA / Pitman Arm to 1st FA (66) Trommelbremse / Drum Brake (86) Achslast [t] / Axle Load [t]:7,5 (23) Achslast [t] / Axle Load [t]:9 (23) Radstand [mm] / Wheelbase [mm]:3600 (76) Radstand [mm] / Wheelbase [mm]:3900 (76) Baumuster / Type:932.182-183 (28)
	3344 AKE 3346 AKE 3348 AKE	04.03 - 04.03 - 04.03 -		Lenkstockhebel zur 1. VA / Pitman Arm to 1st FA (66) Trommelbremse / Drum Brake (86) Achsausführung / Axle Version:VL5 (19) Baumuster / Type:932.182-183 (28)



MERCEDES-BENZ




ACTROS 3340 - 3550 6x6 06.96 -

 1	Lenkstange / Centre Rod Assembly Schubstange / Push Rod einseitig verstellbar / Adjustable on one side Länge [mm] / Length [mm]:885 Konusmaß [mm] / Cone Size [mm]:30 Konusmaß [mm] / Cone Size [mm]:32 Rohr-Ø [mm] / Pipe Ø [mm]:38 mit Zubehör / with accessories	(6) (85) (101) (69) (58) (58) (80) (140)	27954 01 002 460 51 05  30737 01	
	3346 AS 3350 AS	10.97 - 10.97 -	 Lenkstockhebel zur 1. VA / Pitman Arm to 1st FA Trommelbremse / Drum Brake Achslast [t] / Axle Load [t]:7,5 Achslast [t] / Axle Load [t]:9 Baumuster / Type:954.182	(66) (86) (23) (23) (28)
	3346 AK	10.97 -	 Lenkstockhebel zur 1. VA / Pitman Arm to 1st FA Trommelbremse / Drum Brake Achslast [t] / Axle Load [t]:7,5 Achslast [t] / Axle Load [t]:9 Baumuster / Type:952.182-183	(66) (86) (23) (23) (28)
	3350 AK	10.97 -	 Lenkstockhebel zur 1. VA / Pitman Arm to 1st FA Trommelbremse / Drum Brake Achslast [t] / Axle Load [t]:7,5 Achslast [t] / Axle Load [t]:9 Baumuster / Type:952.182	(66) (86) (23) (23) (28)
	3355 AK 3360 AK	04.03 - 04.03 -	 Lenkstockhebel zur 1. VA / Pitman Arm to 1st FA Trommelbremse / Drum Brake Achslast [t] / Axle Load [t]:7,5 Achslast [t] / Axle Load [t]:9 Baumuster / Type:932.183	(66) (86) (23) (23) (28)
	3365 A	04.03 -	 Lenkstockhebel zur 1. VA / Pitman Arm to 1st FA Achsausführung / Axle Version:VL5 Trommelbremse / Drum Brake Achslast [t] / Axle Load [t]:7,5 Achslast [t] / Axle Load [t]:9,0 Baumuster / Type:930.182	(66) (19) (86) (23) (23) (28)
	 6	Spurstange / Rod Assembly Führungsstange / Guide Rod einseitig verstellbar / Adjustable on one side Länge [mm] / Length [mm]:1438 Konusmaß [mm] / Cone Size [mm]:30 Rohr-Ø [mm] / Pipe Ø [mm]:58 mit Zubehör / with accessories	(9) (46) (101) (69) (58) (80) (140)	19721 01 346 330 48 03  11505 03
3340 A		04.97 - 10.02	Achsausführung / Axle Version:730100 Radstand [mm] / Wheelbase [mm]:4500 Baumuster / Type:950.182-183 Fahrzeugbreite 2300 mm / vehicle width 2300 mm	(19) (76) (28) (45)
3340 AS 3343 AS 3348 AS, 15928 ccm 3353 AS		04.97 - 10.02 04.97 - 10.02 04.97 - 10.02 04.97 - 10.02	Achsausführung / Axle Version:730100 Radstand [mm] / Wheelbase [mm]:3600 Baumuster / Type:954.182 Fahrzeugbreite 2300 mm / vehicle width 2300 mm	(19) (76) (28) (45)
3340 AK 3343 AK 3348 AK, 15928 ccm		04.97 - 10.02 04.97 - 10.02 04.97 - 10.02	Achsausführung / Axle Version:730100 Radstand [mm] / Wheelbase [mm]:3600 Radstand [mm] / Wheelbase [mm]:3900 Baumuster / Type:952.182-183 Fahrzeugbreite 2300 mm / vehicle width 2300 mm	(19) (76) (76) (28) (45)
3346 AS 3350 AS		10.97 - 10.97 -	Achsausführung / Axle Version:730.100 Radstand [mm] / Wheelbase [mm]:3600 Baumuster / Type:954.182 Fahrzeugbreite 2300 mm / vehicle width 2300 mm	(19) (76) (28) (45)
3346 AK		10.97 -	Achsausführung / Axle Version:730.100 Baumuster / Type:952.182-183 Fahrzeugbreite 2300 mm / vehicle width 2300 mm	(19) (28) (45)
3350 AK		10.97 -	Achsausführung / Axle Version:730.100 Baumuster / Type:952.182 Fahrzeugbreite 2300 mm / vehicle width 2300 mm	(19) (28) (45)



MERCEDES-BENZ




ACTROS 3340 - 3550 6x6 06.96 -

 6	Spurstange / Rod Assembly Führungsstange / Guide Rod einseitig verstellbar / Adjustable on one side Länge [mm] / Length [mm]:1588 Konusmaß [mm] / Cone Size [mm]:38 Rohr-Ø [mm] / Pipe Ø [mm]:60 mit Zubehör / with accessories	(9) (46) (101) (69) (58) (80) (140)	20430 01 19615 01	625 330 12 03 
	3340 A 04.97 - 10.02	Achsausführung / Axle Version:730101, 730109 Achslast [t] / Axle Load [t]:9 Baumuster / Type:950.182-183	(19) (23) (28)	
3340 AS 3343 AS 3348 AS, 15928 ccm 3353 AS	04.97 - 10.02 04.97 - 10.02 04.97 - 10.02 04.97 - 10.02	Achsausführung / Axle Version:730101, 730109 Achslast [t] / Axle Load [t]:9 Baumuster / Type:954.182	(19) (23) (28)	
3340 AK 3343 AK	04.97 - 10.02 04.97 - 10.02	Achsausführung / Axle Version:730101, 730109 Achslast [t] / Axle Load [t]:9 Baumuster / Type:952.182-183	(19) (23) (28)	
3348 AK, 15928 ccm	04.97 - 10.02	Achsausführung / Axle Version:730101, 730109 Achslast [t] / Axle Load [t]:9 Baumuster / Type:952.182	(19) (23) (28)	
3344 A	04.03 -	 Achsausführung / Axle Version:730109, 730115 1.VA / 1st FA Radstand [mm] / Wheelbase [mm]:4200 Achslast [t] / Axle Load [t]:9 Baumuster / Type:930.182	(19) (15) (76) (23) (28)	
3341 AK 3344 AK 3348 AK, 11946 ccm 3351 AK	04.03 - 04.03 - 04.03 - 04.03 -	Achsausführung / Axle Version:730109, 730115 Achslast [t] / Axle Load [t]:9 Baumuster / Type:932.182	(19) (23) (28)	
3346 AK	04.03 -	Achsausführung / Axle Version:730109, 730115 Achslast [t] / Axle Load [t]:9 Baumuster / Type:932.183	(19) (23) (28)	
3341 AS 3344 AS 3346 AS 3348 AS, 11946 ccm 3351 AS 3355 AS	04.03 - 04.03 - 04.03 - 04.03 - 04.03 - 04.03 -	Achsausführung / Axle Version:730109, 730115 Achslast [t] / Axle Load [t]:9 Baumuster / Type:934.182	(19) (23) (28)	
3341 AKE 3343 AK 3348 AK, 15928 ccm	04.03 - 04.03 - 04.03 -	Achsausführung / Axle Version:730.109/114 Achslast [t] / Axle Load [t]:9,0 Baumuster / Type:932.182-183	(19) (23) (28)	
3341 A 3346 A 3351 A 3355 A 3360 A	04.03 - 04.03 - 06.08 - 04.03 - 04.03 -	Achsausführung / Axle Version:730.109/115 Achslast [t] / Axle Load [t]:9,0 Baumuster / Type:930.182-183	(19) (23) (28)	
3344 AKE 3346 AKE 3348 AKE	04.03 - 04.03 - 04.03 -	Achsausführung / Axle Version:730.109/114 Achslast [t] / Axle Load [t]:9,0 Baumuster / Type:932.182-183	(19) (23) (28)	
3344 AKE 3346 AKE 3348 AKE	04.03 - 04.03 - 04.03 -	Achsausführung / Axle Version:730109, 730115 Achslast [t] / Axle Load [t]:9 Baumuster / Type:932.183	(19) (23) (28)	
3346 AS 3350 AS	10.97 - 10.97 -	Achsausführung / Axle Version:730.101/109 Achslast [t] / Axle Load [t]:9 Baumuster / Type:954.182	(19) (23) (28)	
3346 AK	10.97 -	Achsausführung / Axle Version:730.101/109 Achslast [t] / Axle Load [t]:9 Baumuster / Type:952.182-183	(19) (23) (28)	
3350 AK	10.97 -	Achsausführung / Axle Version:730.101/109 Achslast [t] / Axle Load [t]:9 Baumuster / Type:952.182	(19) (23) (28)	
3355 AK 3360 AK	04.03 - 04.03 -	Achsausführung / Axle Version:730.109/115 Achslast [t] / Axle Load [t]:9 Baumuster / Type:932.183	(19) (23) (28)	
3365 A	04.03 -	Achsausführung / Axle Version:730.109/115 Achslast [t] / Axle Load [t]:9,0 Baumuster / Type:930.182	(19) (23) (28)	



MERCEDES-BENZ




ACTROS 3340 - 3550 6x6 06.96 -

 6	Spurstange / Rod Assembly Führungsstange / Guide Rod einseitig verstellbar / Adjustable on one side Länge [mm] / Length [mm]:1588 Konusmaß [mm] / Cone Size [mm]:30 Rohr-Ø [mm] / Pipe Ø [mm]:58 mit Zubehör / with accessories	(9) (46) (101) (69) (58) (80) (140)	23997 01 944 330 17 03  11505 03
	3340 A 04.97 - 10.02	Achsausführung / Axle Version:730100, 730108 Baumuster / Type:950.182-183	(19) (28)
3340 AS 3343 AS 3348 AS, 15928 ccm 3353 AS	04.97 - 10.02 04.97 - 10.02 04.97 - 10.02 04.97 - 10.02	Achsausführung / Axle Version:730100, 730108 Baumuster / Type:954.182	(19) (28)
3340 AK 3343 AK 3348 AK, 15928 ccm	04.97 - 10.02 04.97 - 10.02 04.97 - 10.02	Achsausführung / Axle Version:730100, 730108 Baumuster / Type:952.182-183	(19) (28)
3344 A	04.03 -	 Achsausführung / Axle Version:730108 1.VA / 1st FA Radstand [mm] / Wheelbase [mm]:4200 Radstand [mm] / Wheelbase [mm]:4500 Baumuster / Type:930.182-183	(19) (15) (76) (76) (28)
3341 AK 3344 AK 3348 AK, 11946 ccm 3351 AK 3346 AK	04.03 - 04.03 - 04.03 - 04.03 - 04.03 -	Achsausführung / Axle Version:730108, 730114 Baumuster / Type:932.182	(19) (28)
3346 AK	04.03 -	Achsausführung / Axle Version:730108, 730114 Baumuster / Type:932.182	(19) (28)
3341 AS 3344 AS 3346 AS 3348 AS, 11946 ccm 3351 AS 3355 AS	04.03 - 04.03 - 04.03 - 04.03 - 04.03 - 04.03 -	Achsausführung / Axle Version:730108 Baumuster / Type:934.182	(19) (28)
3341 AKE 3343 AK 3348 AK, 15928 ccm	04.03 - 04.03 - 04.03 -	Achsausführung / Axle Version:730.108/114 Achslast [t] / Axle Load [t]:7,5 Baumuster / Type:932.182-183	(19) (23) (28)
3341 A 3346 A 3351 A 3355 A 3360 A	04.03 - 04.03 - 06.08 - 04.03 - 04.03 -	Achsausführung / Axle Version:730.108 Achslast [t] / Axle Load [t]:7,5 Baumuster / Type:930.182-183	(19) (23) (28)
3344 AKE 3346 AKE 3348 AKE	04.03 - 04.03 - 04.03 -	Achsausführung / Axle Version:730108, 730114 Baumuster / Type:932.182	(19) (28)
3344 AKE 3346 AKE 3348 AKE	04.03 - 04.03 - 04.03 -	Achsausführung / Axle Version:730108 Baumuster / Type:932.183	(19) (28)
3344 AKE 3346 AKE 3348 AKE	04.03 - 04.03 - 04.03 -	Achsausführung / Axle Version:730.108/114 Achslast [t] / Axle Load [t]:7,5 Baumuster / Type:932.182-183	(19) (23) (28)
3346 AS 3350 AS	10.97 - 10.97 -	Achsausführung / Axle Version:730.100/108 Baumuster / Type:954.182	(19) (28)
3346 AK	10.97 -	Achsausführung / Axle Version:730.100/108 Baumuster / Type:952.182-183	(19) (28)
3350 AK	10.97 -	Achsausführung / Axle Version:730.100/108 Baumuster / Type:952.182	(19) (28)
3355 AK 3360 AK	04.03 - 04.03 -	Achsausführung / Axle Version:730.108 Baumuster / Type:932.183	(19) (28)
3365 A	04.03 -	Achsausführung / Axle Version:730.108 Achslast [t] / Axle Load [t]:7,5 Baumuster / Type:930.182	(19) (23) (28)



MERCEDES-BENZ












ACTROS 3340 - 3550 6x6 06.96 -

 6	Spurstange / Rod Assembly Führungsstange / Guide Rod einseitig verstellbar / Adjustable on one side Länge [mm] / Length [mm]:1588 Konusmaß [mm] / Cone Size [mm]:30 Rohr-Ø [mm] / Pipe Ø [mm]:60 mit Zubehör / with accessories	(9) (46) (101) (69) (58) (80) (140)	24315 01 23775 01	944 330 05 03 
	3340 A 04.97 - 10.02	Achsausführung / Axle Version:730100, 730108 Baumuster / Type:950.182-183	(19) (28)	
3340 AS 3343 AS 3348 AS, 15928 ccm 3353 AS	04.97 - 10.02 04.97 - 10.02 04.97 - 10.02 04.97 - 10.02	Achsausführung / Axle Version:730100, 730108 Baumuster / Type:954.182	(19) (28)	
3340 AK 3343 AK 3348 AK, 15928 ccm	04.97 - 10.02 04.97 - 10.02 04.97 - 10.02	Achsausführung / Axle Version:730100, 730108 Baumuster / Type:952.182-183	(19) (28)	
3344 A 04.03 -	 Achsausführung / Axle Version:730108 1.VA / 1st FA Radstand [mm] / Wheelbase [mm]:4200 Radstand [mm] / Wheelbase [mm]:4500 Baumuster / Type:930.182-183	(19) (15) (76) (76) (28)		
3341 AK 3344 AK 3348 AK, 11946 ccm 3351 AK 3346 AK	04.03 - 04.03 - 04.03 - 04.03 - 04.03 -	Achsausführung / Axle Version:730108, 730114 Baumuster / Type:932.182	(19) (28)	
3341 AS 3344 AS 3346 AS 3348 AS, 11946 ccm 3351 AS 3355 AS	04.03 - 04.03 - 04.03 - 04.03 - 04.03 - 04.03 -	Achsausführung / Axle Version:730108 Baumuster / Type:934.182	(19) (28)	
3341 AKE 3343 AK 3348 AK, 15928 ccm	04.03 - 04.03 - 04.03 -	Achsausführung / Axle Version:730.108/114 Achslast [t] / Axle Load [t]:7,5 Baumuster / Type:932.182-183	(19) (23) (28)	
3341 A 3346 A 3351 A 3355 A 3360 A	04.03 - 04.03 - 06.08 - 04.03 - 04.03 -	Achsausführung / Axle Version:730.108 Achslast [t] / Axle Load [t]:7,5 Baumuster / Type:930.182-183	(19) (23) (28)	
3344 AKE 3346 AKE 3348 AKE	04.03 - 04.03 - 04.03 -	Achsausführung / Axle Version:730.108/114 Achslast [t] / Axle Load [t]:7,5 Baumuster / Type:932.182-183	(19) (23) (28)	
3344 AKE 3346 AKE 3348 AKE	04.03 - 04.03 - 04.03 -	Achsausführung / Axle Version:730108 Baumuster / Type:932.183	(19) (28)	
3346 AS 3350 AS	10.97 - 10.97 -	Achsausführung / Axle Version:730.100/108 Baumuster / Type:954.182	(19) (28)	
3346 AK	10.97 -	Achsausführung / Axle Version:730.100/108 Baumuster / Type:952.182-183	(19) (28)	
3350 AK	10.97 -	Achsausführung / Axle Version:730.100/108 Baumuster / Type:952.182	(19) (28)	
3355 AK 3360 AK	04.03 - 04.03 -	Achsausführung / Axle Version:730.108 Baumuster / Type:932.183	(19) (28)	
3365 A	04.03 -	Achsausführung / Axle Version:730.108 Achslast [t] / Axle Load [t]:7,5 Baumuster / Type:930.182	(19) (23) (28)	



MERCEDES-BENZ







ACTROS 3340 - 3550 6x6 06.96 -

 10	<p>Lenker, Radaufhängung / Track Control Arm Längslenker / Trailing Arm nicht verstellbar / not adjustable Länge [mm] / Length [mm]:615 Rohr-Ø [mm] / Pipe Ø [mm]:52 Bohrung-Ø 1 / Bohrung-Ø 2 [mm] / Bore Ø 1 / Bore Ø 2 [mm]:21/21 Lochabstand 1/Lochabstand 2 / Hole Pitch 1/ Hole Pitch 2:152/152 Molekularlager / Molecular Bearing</p>	(5) (70) (146) (69) (80) (30) (67) (71)	<p>22989 01 948 350 25 05 © 25158 01</p> 
	3340 A 04.97 - 10.02		 Doppelachsaggregat / Tandem-axle Assembly (36) 1.HA / 1st RA (14) 2.HA / 2nd RA (16) Achsabstand [mm] / Centre Distance [mm]:1450 (18) Radstand [mm] / Wheelbase [mm]:4200 (76) Radstand [mm] / Wheelbase [mm]:4500 (76) Baumuster / Type:950.182-183 (28)
	3340 AS 04.97 - 10.02 3343 AS 04.97 - 10.02 3348 AS, 15928 ccm 04.97 - 10.02 3353 AS 04.97 - 10.02		 Doppelachsaggregat / Tandem-axle Assembly (36) 1.HA / 1st RA (14) 2.HA / 2nd RA (16) Achsabstand [mm] / Centre Distance [mm]:1450 (18) Radstand [mm] / Wheelbase [mm]:3600 (76) Baumuster / Type:954.182 (28)
	3340 AK 04.97 - 10.02 3343 AK 04.97 - 10.02 3348 AK, 15928 ccm 04.97 - 10.02		 Doppelachsaggregat / Tandem-axle Assembly (36) 1.HA / 1st RA (14) 2.HA / 2nd RA (16) Achsabstand [mm] / Centre Distance [mm]:1450 (18) Radstand [mm] / Wheelbase [mm]:3600 (76) Radstand [mm] / Wheelbase [mm]:3900 (76) Baumuster / Type:952.182-183 (28)
	3344 A 04.03 -		 Doppelachsaggregat / Tandem-axle Assembly (36) 1.HA / 1st RA (14) 2.HA / 2nd RA (16) Achsabstand [mm] / Centre Distance [mm]:1450 (18) Radstand [mm] / Wheelbase [mm]:4200 (76) Radstand [mm] / Wheelbase [mm]:4500 (76) Baumuster / Type:930.182-183 (28)
	3341 AK 04.03 - 3344 AK 04.03 - 3344 AKE 04.03 - 3346 AK 04.03 - 3346 AKE 04.03 - 3348 AK, 11946 ccm 04.03 - 3348 AKE 04.03 - 3351 AK 04.03 -		 Doppelachsaggregat / Tandem-axle Assembly (36) 1.HA / 1st RA (14) 2.HA / 2nd RA (16) Achsabstand [mm] / Centre Distance [mm]:1450 (18) Radstand [mm] / Wheelbase [mm]:3600 (76) Radstand [mm] / Wheelbase [mm]:3900 (76) Baumuster / Type:932.182-183 (28)
	3341 AS 04.03 - 3344 AS 04.03 - 3346 AS 04.03 - 3348 AS, 11946 ccm 04.03 - 3351 AS 04.03 - 3355 AS 04.03 -		 Doppelachsaggregat / Tandem-axle Assembly (36) 1.HA / 1st RA (14) 2.HA / 2nd RA (16) Achsabstand [mm] / Centre Distance [mm]:1450 (18) Radstand [mm] / Wheelbase [mm]:3600 (76) Baumuster / Type:934.182 (28)
	3341 AKE 04.03 - 3343 AK 04.03 - 3348 AK, 15928 ccm 04.03 -		 Doppelachsaggregat / Tandem-axle Assembly (36) 1.HA / 1st RA (14) 2.HA / 2nd RA (16) Achsabstand [mm] / Centre Distance [mm]:1450 (18) Baumuster / Type:932.182-183 (28)
	3341 A 04.03 - 3346 A 04.03 - 3351 A 06.08 - 3355 A 04.03 - 3360 A 04.03 -		 Doppelachsaggregat / Tandem-axle Assembly (36) 1.HA / 1st RA (14) 2.HA / 2nd RA (16) Achsabstand [mm] / Centre Distance [mm]:1450 (18) Baumuster / Type:930.182-183 (28)
	3346 AS 10.97 - 3350 AS 10.97 -		 Doppelachsaggregat / Tandem-axle Assembly (36) 1.HA / 1st RA (14) 2.HA / 2nd RA (16) Achsabstand [mm] / Centre Distance [mm]:1450 (18) Baumuster / Type:954.182 (28)



MERCEDES-BENZ













ACTROS 3340 - 3550 6x6 06.96 -

 10	Lenker, Radaufhängung / Track Control Arm		(5)	22989 01 948 350 25 05 © 25158 01	
	Längslenker / Trailing Arm		(70)		
	nicht verstellbar / not adjustable		(146)		
	Länge [mm] / Length [mm]:615		(69)		
	Rohr-Ø [mm] / Pipe Ø [mm]:52		(80)		
Bohrung-Ø 1 / Bohrung-Ø 2 [mm] / Bore Ø 1 / Bore Ø 2 [mm]:21/21		(30)			
Lochabstand 1/Lochabstand 2 / Hole Pitch 1/ Hole Pitch 2:152/152		(67)			
Molekularlager / Molecular Bearing		(71)			
3346 AK	10.97 -		Doppelachsaggregat / Tandem-axle Assembly (36) 1.HA / 1st RA (14) 2.HA / 2nd RA (16) Achsabstand [mm] / Centre Distance [mm]:1450 (18) Baumuster / Type:952.182-183 (28)		
3350 AK	10.97 -		Doppelachsaggregat / Tandem-axle Assembly (36) 1.HA / 1st RA (14) 2.HA / 2nd RA (16) Achsabstand [mm] / Centre Distance [mm]:1450 (18) Baumuster / Type:952.182 (28)		
3355 AK 3360 AK	04.03 - 04.03 -		Doppelachsaggregat / Tandem-axle Assembly (36) 1.HA / 1st RA (14) 2.HA / 2nd RA (16) Achsabstand [mm] / Centre Distance [mm]:1450 (18) Baumuster / Type:932.183 (28)		
3365 A	04.03 -		Doppelachsaggregat / Tandem-axle Assembly (36) 1.HA / 1st RA (14) 2.HA / 2nd RA (16) Achsabstand [mm] / Centre Distance [mm]:1450 (18) Baumuster / Type:930.182 (28)		



MERCEDES-BENZ






ACTROS 3340 - 3550 6x6 06.96 -

 10	Lenker, Radaufhängung / Track Control Arm		(5) (70) (146) (69) (80) (30) (67) (71)	29461 01 948 350 24 05 © 25158 01	
	Längslenker / Trailing Arm nicht verstellbar / not adjustable Länge [mm] / Length [mm]:565 Rohr-Ø [mm] / Pipe Ø [mm]:52 Bohrung-Ø 1 / Bohrung-Ø 2 [mm] / Bore Ø 1 / Bore Ø 2 [mm]:21/21 Lochabstand 1/Lochabstand 2 / Hole Pitch 1/ Hole Pitch 2:152/152 Molekularlager / Molecular Bearing				
	3340 A	04.97 - 10.02		 Doppelachsaggregat / Tandem-axle Assembly (36) 1.HA / 1st RA (14) 2.HA / 2nd RA (16) Radstand [mm] / Wheelbase [mm]:4200 (76) Radstand [mm] / Wheelbase [mm]:4500 (76) Baumuster / Type:950.182-183 (28)	
	3340 AS 3343 AS 3348 AS, 15928 ccm 3353 AS	04.97 - 10.02 04.97 - 10.02 04.97 - 10.02 04.97 - 10.02		 Doppelachsaggregat / Tandem-axle Assembly (36) 1.HA / 1st RA (14) 2.HA / 2nd RA (16) Radstand [mm] / Wheelbase [mm]:3600 (76) Baumuster / Type:954.182 (28)	
	3340 AK 3343 AK 3348 AK, 15928 ccm	04.97 - 10.02 04.97 - 10.02 04.97 - 10.02		 Doppelachsaggregat / Tandem-axle Assembly (36) 1.HA / 1st RA (14) 2.HA / 2nd RA (16) Radstand [mm] / Wheelbase [mm]:3600 (76) Radstand [mm] / Wheelbase [mm]:3900 (76) Baumuster / Type:952.182-183 (28)	
	3344 A	04.03 -		 Doppelachsaggregat / Tandem-axle Assembly (36) 1.HA / 1st RA (14) 2.HA / 2nd RA (16) Radstand [mm] / Wheelbase [mm]:4200 (76) Radstand [mm] / Wheelbase [mm]:4500 (76) Baumuster / Type:930.182-183 (28)	
	3341 AK 3344 AK 3344 AKE 3346 AK 3346 AKE 3348 AK, 11946 ccm 3348 AKE 3351 AK	04.03 - 04.03 - 04.03 - 04.03 - 04.03 - 04.03 - 04.03 - 04.03 -		 Doppelachsaggregat / Tandem-axle Assembly (36) 1.HA / 1st RA (14) 2.HA / 2nd RA (16) Radstand [mm] / Wheelbase [mm]:3600 (76) Radstand [mm] / Wheelbase [mm]:3900 (76) Baumuster / Type:932.182-183 (28)	
	3341 AS 3344 AS 3346 AS 3348 AS, 11946 ccm 3351 AS 3355 AS	04.03 - 04.03 - 04.03 - 04.03 - 04.03 - 04.03 -		 Doppelachsaggregat / Tandem-axle Assembly (36) 1.HA / 1st RA (14) 2.HA / 2nd RA (16) Radstand [mm] / Wheelbase [mm]:3600 (76) Baumuster / Type:934.182 (28)	
	3341 AKE 3343 AK 3348 AK, 15928 ccm	04.03 - 04.03 - 04.03 -		 Doppelachsaggregat / Tandem-axle Assembly (36) 1.HA / 1st RA (14) 2.HA / 2nd RA (16) Baumuster / Type:932.182-183 (28)	
	3341 A 3346 A 3351 A 3355 A 3360 A	04.03 - 04.03 - 06.08 - 04.03 - 04.03 -		 Doppelachsaggregat / Tandem-axle Assembly (36) 1.HA / 1st RA (14) 2.HA / 2nd RA (16) Baumuster / Type:930.182-183 (28)	
	3346 AS 3350 AS	10.97 - 10.97 -		 Doppelachsaggregat / Tandem-axle Assembly (36) 1.HA / 1st RA (14) 2.HA / 2nd RA (16) Baumuster / Type:954.182 (28)	
	3346 AK	10.97 -		 Doppelachsaggregat / Tandem-axle Assembly (36) 1.HA / 1st RA (14) 2.HA / 2nd RA (16) Baumuster / Type:952.182-183 (28)	



MERCEDES-BENZ










ACTROS 3340 - 3550 6x6 06.96 -

 10	Lenker, Radaufhängung / Track Control Arm		(5)	29461 01 948 350 24 05 © 25158 01	
	Längslenker / Trailing Arm		(70)		
	nicht verstellbar / not adjustable		(146)		
	Länge [mm] / Length [mm]:565		(69)		
Rohr-Ø [mm] / Pipe Ø [mm]:52		(80)			
Bohrung-Ø 1 / Bohrung-Ø 2 [mm] / Bore Ø 1 / Bore Ø 2 [mm]:21/21		(30)			
Lochabstand 1/Lochabstand 2 / Hole Pitch 1/ Hole Pitch 2:152/152		(67)			
Molekularlager / Molecular Bearing		(71)			
3350 AK	10.97 -			Doppelachsaggregat / Tandem-axle Assembly (36) 1.HA / 1st RA (14) 2.HA / 2nd RA (16) Baumuster / Type:952.182 (28)	
3355 AK 3360 AK	04.03 - 04.03 -			Doppelachsaggregat / Tandem-axle Assembly (36) 1.HA / 1st RA (14) 2.HA / 2nd RA (16) Baumuster / Type:932.183 (28)	
3365 A	04.03 -			Doppelachsaggregat / Tandem-axle Assembly (36) 1.HA / 1st RA (14) 2.HA / 2nd RA (16) Baumuster / Type:930.182 (28)	



MERCEDES-BENZ








ACTROS 3340 - 3550 6x6 06.96 -

 8	<p>Lenker, Radaufhängung / Track Control Arm Dreieckslenker (Nfz) / Wishbone (CV) Länge [mm] / Length [mm]:622 Lochabstand 1/Lochabstand 2 / Hole Pitch 1/ Hole Pitch 2:152/130/130 Bohrung-Ø 1 / Bohrung-Ø 2 [mm] / Bore Ø 1 / Bore Ø 2 [mm]:25/25/25 Rohr-Ø [mm] / Pipe Ø [mm]:46 Molekularlager / Molecular Bearing</p>	(5) (38) (69) (67) (30) (80) (71)	<p>23069 02 948 350 30 05 Ⓜ 30590 01 Ⓜ 30589 01</p> 
	3340 A 04.97 - 10.02		Doppelachsaggregat / Tandem-axle Assembly (36) Achsausführung / Axle Version:2x10t, 2x13t (19) 1.HA / 1st RA (14) 2.HA / 2nd RA (16) Scheibenbremse / Disc Brake (83) Radstand [mm] / Wheelbase [mm]:4200 (76) Radstand [mm] / Wheelbase [mm]:4500 (76) Baumuster / Type:950.182-183 (28)
	3340 AS 04.97 - 10.02 3343 AS 04.97 - 10.02 3348 AS, 15928 ccm 04.97 - 10.02 3353 AS 04.97 - 10.02		Doppelachsaggregat / Tandem-axle Assembly (36) Achsausführung / Axle Version:2x10t, 2x13t (19) 1.HA / 1st RA (14) 2.HA / 2nd RA (16) Scheibenbremse / Disc Brake (83) Radstand [mm] / Wheelbase [mm]:3600 (76) Radstand [mm] / Wheelbase [mm]:3900 (76) Baumuster / Type:954.182-183 (28)
	3340 AK 04.97 - 10.02 3343 AK 04.97 - 10.02 3348 AK, 15928 ccm 04.97 - 10.02		Doppelachsaggregat / Tandem-axle Assembly (36) Achsausführung / Axle Version:2x10t, 2x13t (19) 1.HA / 1st RA (14) 2.HA / 2nd RA (16) Scheibenbremse / Disc Brake (83) Radstand [mm] / Wheelbase [mm]:3600 (76) Radstand [mm] / Wheelbase [mm]:3900 (76) Baumuster / Type:952.182-183 (28)
	3344 A 04.03 -		Doppelachsaggregat / Tandem-axle Assembly (36) Achsausführung / Axle Version:2x10t, 2x13t (19) 1.HA / 1st RA (14) 2.HA / 2nd RA (16) Scheibenbremse / Disc Brake (83) Radstand [mm] / Wheelbase [mm]:4200 (76) Radstand [mm] / Wheelbase [mm]:4500 (76) Baumuster / Type:930.182-183 (28)
	3341 AK 04.03 - 3344 AK 04.03 - 3344 AKE 04.03 - 3346 AKE 04.03 - 3348 AK, 11946 ccm 04.03 - 3348 AKE 04.03 - 3351 AK 04.03 -		Doppelachsaggregat / Tandem-axle Assembly (36) Achsausführung / Axle Version:2x10t, 2x13t (19) 1.HA / 1st RA (14) 2.HA / 2nd RA (16) Scheibenbremse / Disc Brake (83) Radstand [mm] / Wheelbase [mm]:3600 (76) Radstand [mm] / Wheelbase [mm]:3900 (76) Baumuster / Type:932.182-183 (28)
	3341 AKE 04.03 - 3343 AK 04.03 - 3346 AK 04.03 -		Doppelachsaggregat / Tandem-axle Assembly (36) Achsausführung / Axle Version:2x10t, 2x13t (19) 1.HA / 1st RA (14) 2.HA / 2nd RA (16) Scheibenbremse / Disc Brake (83) Radstand [mm] / Wheelbase [mm]:3600 (76) Radstand [mm] / Wheelbase [mm]:3900 (76) Baumuster / Type:932.183 (28)
	3341 AS 04.03 - 3344 AS 04.03 - 3346 AS 04.03 - 3348 AS, 11946 ccm 04.03 - 3351 AS 04.03 - 3355 AS 04.03 -		Doppelachsaggregat / Tandem-axle Assembly (36) Achsausführung / Axle Version:2x10t, 2x13t (19) 1.HA / 1st RA (14) 2.HA / 2nd RA (16) Scheibenbremse / Disc Brake (83) Radstand [mm] / Wheelbase [mm]:3600 (76) Radstand [mm] / Wheelbase [mm]:3900 (76) Baumuster / Type:934.182-183 (28)



MERCEDES-BENZ










ACTROS 3340 - 3550 6x6 06.96 -

 8	Lenker, Radaufhängung / Track Control Arm Dreieckslenker (Nfz) / Wishbone (CV) Länge [mm] / Length [mm]:622 Lochabstand 1/Lochabstand 2 / Hole Pitch 1/ Hole Pitch 2:152/130/130 Bohrung-Ø 1 / Bohrung-Ø 2 [mm] / Bore Ø 1 / Bore Ø 2 [mm]:25/25/25 Rohr-Ø [mm] / Pipe Ø [mm]:46 Molekularlager / Molecular Bearing 3348 AK, 15928 ccm	(5) (38) (69) (67) (30) (80) (71)	23069 02 © 30590 01 © 30589 01	948 350 30 05 
	3348 AK, 15928 ccm	04.03 -	 Doppelachsaggregat / Tandem-axle Assembly Achsausführung / Axle Version:2x13t 1.HA / 1st RA 2.HA / 2nd RA Scheibenbremse / Disc Brake Baumuster / Type:932.182-183	(36) (19) (14) (16) (83) (28)
3341 A 3346 A 3351 A 3355 A 3360 A	04.03 - 04.03 - 06.08 - 04.03 - 04.03 -	Doppelachsaggregat / Tandem-axle Assembly Achslast [t] / Axle Load [t]:2x13 1.HA / 1st RA 2.HA / 2nd RA Scheibenbremse / Disc Brake Baumuster / Type:930.182-183	(36) (23) (14) (16) (83) (28)	
3346 AS 3350 AS	10.97 - 10.97 -	 Doppelachsaggregat / Tandem-axle Assembly Achsausführung / Axle Version:2x10t, 2x13t 1.HA / 1st RA 2.HA / 2nd RA Scheibenbremse / Disc Brake Baumuster / Type:954.182	(36) (19) (14) (16) (83) (28)	
3346 AK	10.97 -	 Doppelachsaggregat / Tandem-axle Assembly Achsausführung / Axle Version:2x10t, 2x13t 1.HA / 1st RA 2.HA / 2nd RA Scheibenbremse / Disc Brake Baumuster / Type:952.182-183	(36) (19) (14) (16) (83) (28)	
3350 AK	10.97 -	 Doppelachsaggregat / Tandem-axle Assembly Achsausführung / Axle Version:2x10t, 2x13t 1.HA / 1st RA 2.HA / 2nd RA Scheibenbremse / Disc Brake Baumuster / Type:952.182	(36) (19) (14) (16) (83) (28)	
3355 AK 3360 AK	04.03 - 04.03 -	 Doppelachsaggregat / Tandem-axle Assembly Achsausführung / Axle Version:2x10t, 2x13t 1.HA / 1st RA 2.HA / 2nd RA Scheibenbremse / Disc Brake Baumuster / Type:932.183	(36) (19) (14) (16) (83) (28)	
3365 A	04.03 -	Doppelachsaggregat / Tandem-axle Assembly Achslast [t] / Axle Load [t]:2x13 1.HA / 1st RA 2.HA / 2nd RA Scheibenbremse / Disc Brake Baumuster / Type:930.182	(36) (23) (14) (16) (83) (28)	



MERCEDES-BENZ







ACTROS 3340 - 3550 6x6 06.96 -

	<p>Lenker, Radaufhängung / Track Control Arm Dreieckslenker (Nfz) / Wishbone (CV) Länge [mm] / Length [mm]:667 Lochabstand 1/Lochabstand 2 / Hole Pitch 1/ Hole Pitch 2:152/130/130 Bohrung-Ø 1 / Bohrung-Ø 2 [mm] / Bore Ø 1 / Bore Ø 2 [mm]:25/23/23 Rohr-Ø [mm] / Pipe Ø [mm]:60 Molekularlager / Molecular Bearing</p>	(5) (38) (69) (67) (30) (80) (71)	<p>25314 01 948 350 23 05 © 28706 01 © 28705 01</p> 
	3340 A 04.97 - 10.02		 Doppelachsaggregat / Tandem-axle Assembly (36) Achsausführung / Axle Version:2x18t (19) 1.HA / 1st RA (14) 2.HA / 2nd RA (16) Scheibenbremse / Disc Brake (83) Radstand [mm] / Wheelbase [mm]:4200 (76) Radstand [mm] / Wheelbase [mm]:4500 (76) Baumuster / Type:950.182-183 (28)
	3340 AS 04.97 - 10.02 3343 AS 04.97 - 10.02 3348 AS, 15928 ccm 04.97 - 10.02 3353 AS 04.97 - 10.02		 Doppelachsaggregat / Tandem-axle Assembly (36) Achsausführung / Axle Version:2x18t (19) 1.HA / 1st RA (14) 2.HA / 2nd RA (16) Scheibenbremse / Disc Brake (83) Radstand [mm] / Wheelbase [mm]:3600 (76) Baumuster / Type:954.182 (28)
	3340 AK 04.97 - 10.02 3343 AK 04.97 - 10.02 3348 AK, 15928 ccm 04.97 - 10.02		 Doppelachsaggregat / Tandem-axle Assembly (36) Achsausführung / Axle Version:2x18t (19) 1.HA / 1st RA (14) 2.HA / 2nd RA (16) Scheibenbremse / Disc Brake (83) Radstand [mm] / Wheelbase [mm]:3600 (76) Radstand [mm] / Wheelbase [mm]:3900 (76) Baumuster / Type:952.182-183 (28)
	3344 A 04.03 -		 Doppelachsaggregat / Tandem-axle Assembly (36) Achsausführung / Axle Version:2x18t (19) 1.HA / 1st RA (14) 2.HA / 2nd RA (16) Scheibenbremse / Disc Brake (83) Radstand [mm] / Wheelbase [mm]:4200 (76) Radstand [mm] / Wheelbase [mm]:4500 (76) Baumuster / Type:930.182-183 (28)
	3341 AK 04.03 - 3341 AKE 04.03 - 3343 AK 04.03 - 3344 AK 04.03 - 3344 AKE 04.03 - 3346 AK 04.03 - 3346 AKE 04.03 - 3348 AK, 11946 ccm 04.03 - 3348 AKE 04.03 - 3351 AK 04.03 -		 Doppelachsaggregat / Tandem-axle Assembly (36) Achsausführung / Axle Version:2x18t (19) 1.HA / 1st RA (14) 2.HA / 2nd RA (16) Scheibenbremse / Disc Brake (83) Radstand [mm] / Wheelbase [mm]:3300 (76) Radstand [mm] / Wheelbase [mm]:3600 (76) Baumuster / Type:932.182-183 (28)
	3341 AS 04.03 - 3344 AS 04.03 - 3346 AS 04.03 - 3348 AS, 11946 ccm 04.03 - 3351 AS 04.03 - 3355 AS 04.03 -		 Doppelachsaggregat / Tandem-axle Assembly (36) Achsausführung / Axle Version:2x18t (19) 1.HA / 1st RA (14) 2.HA / 2nd RA (16) Scheibenbremse / Disc Brake (83) Radstand [mm] / Wheelbase [mm]:3600 (76) Baumuster / Type:934.182 (28)
	3348 AK, 15928 ccm 04.03 -		 Doppelachsaggregat / Tandem-axle Assembly (36) Achsausführung / Axle Version:2x18t (19) 1.HA / 1st RA (14) 2.HA / 2nd RA (16) Scheibenbremse / Disc Brake (83) Baumuster / Type:932.182-183 (28)
	3341 A 04.03 - 3346 A 04.03 - 3351 A 06.08 - 3355 A 04.03 - 3360 A 04.03 -		Doppelachsaggregat / Tandem-axle Assembly (36) Achslast [t] / Axle Load [t]:2x18 (23) 1.HA / 1st RA (14) 2.HA / 2nd RA (16) Scheibenbremse / Disc Brake (83) Baumuster / Type:930.182-183 (28)



MERCEDES-BENZ










ACTROS 3340 - 3550 6x6 06.96 -

 8	<p>Lenker, Radaufhängung / Track Control Arm Dreieckslenker (Nfz) / Wishbone (CV) Länge [mm] / Length [mm]:667 Lochabstand 1/Lochabstand 2 / Hole Pitch 1/ Hole Pitch 2:152/130/130 Bohrung-Ø 1 / Bohrung-Ø 2 [mm] / Bore Ø 1 / Bore Ø 2 [mm]:25/23/23 Rohr-Ø [mm] / Pipe Ø [mm]:60 Molekularlager / Molecular Bearing</p>	(5) (38) (69) (67) (30) (80) (71)	<p>25314 01 948 350 23 05 © 28706 01 © 28705 01</p>	
	3346 AS 10.97 - 3350 AS 10.97 -			 Doppelachsaggregat / Tandem-axle Assembly (36) Achsausführung / Axle Version:2x18t (19) 1.HA / 1st RA (14) 2.HA / 2nd RA (16) Scheibenbremse / Disc Brake (83) Baumuster / Type:954.182 (28)
	3346 AK 10.97 -			 Doppelachsaggregat / Tandem-axle Assembly (36) Achsausführung / Axle Version:2x18t (19) 1.HA / 1st RA (14) 2.HA / 2nd RA (16) Scheibenbremse / Disc Brake (83) Baumuster / Type:952.182-183 (28)
	3350 AK 10.97 -			 Doppelachsaggregat / Tandem-axle Assembly (36) Achsausführung / Axle Version:2x18t (19) 1.HA / 1st RA (14) 2.HA / 2nd RA (16) Scheibenbremse / Disc Brake (83) Baumuster / Type:952.182 (28)
	3355 AK 04.03 - 3360 AK 04.03 -			 Doppelachsaggregat / Tandem-axle Assembly (36) Achsausführung / Axle Version:2x18t (19) 1.HA / 1st RA (14) 2.HA / 2nd RA (16) Scheibenbremse / Disc Brake (83) Baumuster / Type:932.183 (28)
	3365 A 04.03 -			Doppelachsaggregat / Tandem-axle Assembly (36) Achslast [t] / Axle Load [t]:2x18 (23) 1.HA / 1st RA (14) 2.HA / 2nd RA (16) Scheibenbremse / Disc Brake (83) Baumuster / Type:930.182 (28)



MERCEDES-BENZ










ACTROS 3340 - 3550 6x6 06.96 -

	<p>Lenker, Radaufhängung / Track Control Arm Dreieckslenker (Nfz) / Wishbone (CV) Länge [mm] / Length [mm]:621,5 Rohr-Ø [mm] / Pipe Ø [mm]:60 Bohrung-Ø 1 / Bohrung-Ø 2 [mm] / Bore Ø 1 / Bore Ø 2 [mm]:25/23/23 Lochabstand 1/Lochabstand 2 / Hole Pitch 1/ Hole Pitch 2:152/130/130 Molekularlager / Molecular Bearing</p>	<p>(5) (38) (69) (80) (30) (67) (71)</p>	<p>26031 01 948 350 22 05 © 28706 01 © 28705 01</p>	
	<p>3340 A 04.97 - 10.02</p>	<p> Doppelachsaggregat / Tandem-axle Assembly Achsausführung / Axle Version:2x16t 1.HA / 1st RA 2.HA / 2nd RA Scheibenbremse / Disc Brake Radstand [mm] / Wheelbase [mm]:4200 Radstand [mm] / Wheelbase [mm]:4500 Baumuster / Type:950.182-183</p>	<p>(36) (19) (14) (16) (83) (76) (76) (28)</p>	
<p>3340 AS 3343 AS 3348 AS, 15928 ccm 3353 AS</p>	<p>04.97 - 10.02 04.97 - 10.02 04.97 - 10.02 04.97 - 10.02</p>	<p> Doppelachsaggregat / Tandem-axle Assembly Achsausführung / Axle Version:2x16t 1.HA / 1st RA 2.HA / 2nd RA Scheibenbremse / Disc Brake Radstand [mm] / Wheelbase [mm]:3600 Baumuster / Type:954.182</p>	<p>(36) (19) (14) (16) (83) (76) (28)</p>	
<p>3340 AK 3343 AK 3348 AK, 15928 ccm</p>	<p>04.97 - 10.02 04.97 - 10.02 04.97 - 10.02</p>	<p> Doppelachsaggregat / Tandem-axle Assembly Achsausführung / Axle Version:2x16t 1.HA / 1st RA 2.HA / 2nd RA Scheibenbremse / Disc Brake Radstand [mm] / Wheelbase [mm]:3600 Radstand [mm] / Wheelbase [mm]:3900 Baumuster / Type:952.182-183</p>	<p>(36) (19) (14) (16) (83) (76) (76) (28)</p>	
<p>3344 A</p>	<p>04.03 -</p>	<p> Doppelachsaggregat / Tandem-axle Assembly Achsausführung / Axle Version:2x16t 1.HA / 1st RA 2.HA / 2nd RA Scheibenbremse / Disc Brake Radstand [mm] / Wheelbase [mm]:4200 Radstand [mm] / Wheelbase [mm]:4500 Baumuster / Type:930.182-183</p>	<p>(36) (19) (14) (16) (83) (76) (76) (28)</p>	
<p>3341 AK 3344 AK 3344 AKE 3346 AK 3346 AKE 3348 AK, 11946 ccm 3348 AKE 3351 AK</p>	<p>04.03 - 04.03 - 04.03 - 04.03 - 04.03 - 04.03 - 04.03 - 04.03 -</p>	<p> Doppelachsaggregat / Tandem-axle Assembly Achsausführung / Axle Version:2x16t 1.HA / 1st RA 2.HA / 2nd RA Scheibenbremse / Disc Brake Radstand [mm] / Wheelbase [mm]:3300 Radstand [mm] / Wheelbase [mm]:3600 Baumuster / Type:932.182-183</p>	<p>(36) (19) (14) (16) (83) (76) (76) (28)</p>	
<p>3341 AS 3344 AS 3346 AS 3348 AS, 11946 ccm 3351 AS 3355 AS</p>	<p>04.03 - 04.03 - 04.03 - 04.03 - 04.03 - 04.03 -</p>	<p> Doppelachsaggregat / Tandem-axle Assembly Achsausführung / Axle Version:2x16t 1.HA / 1st RA 2.HA / 2nd RA Scheibenbremse / Disc Brake Radstand [mm] / Wheelbase [mm]:3600 Baumuster / Type:934.182</p>	<p>(36) (19) (14) (16) (83) (76) (28)</p>	
<p>3341 AKE 3343 AK 3348 AK, 15928 ccm</p>	<p>04.03 - 04.03 - 04.03 -</p>	<p> Doppelachsaggregat / Tandem-axle Assembly Achsausführung / Axle Version:2x16t 1.HA / 1st RA 2.HA / 2nd RA Scheibenbremse / Disc Brake Baumuster / Type:932.182-183</p>	<p>(36) (19) (14) (16) (83) (28)</p>	
<p>3341 A 3346 A 3351 A 3355 A 3360 A</p>	<p>04.03 - 04.03 - 06.08 - 04.03 - 04.03 -</p>	<p>Doppelachsaggregat / Tandem-axle Assembly Achslast [t] / Axle Load [t]:2x16 1.HA / 1st RA 2.HA / 2nd RA Scheibenbremse / Disc Brake Baumuster / Type:930.182-183</p>	<p>(36) (23) (14) (16) (83) (28)</p>	



MERCEDES-BENZ










ACTROS 3340 - 3550 6x6 06.96 -

 8	<p>Lenker, Radaufhängung / Track Control Arm Dreieckslenker (Nfz) / Wishbone (CV) Länge [mm] / Length [mm]:621,5 Rohr-Ø [mm] / Pipe Ø [mm]:60 Bohrung-Ø 1 / Bohrung-Ø 2 [mm] / Bore Ø 1 / Bore Ø 2 [mm]:25/23/23 Lochabstand 1/Lochabstand 2 / Hole Pitch 1/ Hole Pitch 2:152/130/130 Molekularlager / Molecular Bearing</p>	<p>(5) (38) (69) (80) (30) (67) (71)</p>	<p>33736 01 948 350 27 05 © 28706 01 © 28705 01</p>	
	<p>3344 A 04.03 -</p>	<p> Doppelachsaggregat / Tandem-axle Assembly Achsausführung / Axle Version:2x16t 1.HA / 1st RA 2.HA / 2nd RA Trommelbremse / Drum Brake Radstand [mm] / Wheelbase [mm]:4200 Radstand [mm] / Wheelbase [mm]:4500 Baumuster / Type:930.182-183</p>	<p>(36) (19) (14) (16) (86) (76) (76) (28)</p>	
<p>3341 AK 04.03 - 3341 AKE 04.03 - 3343 AK 04.03 - 3344 AK 04.03 - 3344 AKE 04.03 - 3346 AK 04.03 - 3346 AKE 04.03 - 3348 AK, 11946 ccm 04.03 - 3348 AKE 04.03 - 3351 AK 04.03 -</p>	<p> Doppelachsaggregat / Tandem-axle Assembly Achsausführung / Axle Version:2x16t 1.HA / 1st RA 2.HA / 2nd RA Trommelbremse / Drum Brake Radstand [mm] / Wheelbase [mm]:3300 Radstand [mm] / Wheelbase [mm]:3600 Baumuster / Type:932.182-183</p>	<p>(36) (19) (14) (16) (86) (76) (76) (28)</p>		
<p>3341 AS 04.03 - 3344 AS 04.03 - 3346 AS 04.03 - 3348 AS, 11946 ccm 04.03 - 3351 AS 04.03 - 3355 AS 04.03 -</p>	<p> Doppelachsaggregat / Tandem-axle Assembly Achsausführung / Axle Version:2x16t 1.HA / 1st RA 2.HA / 2nd RA Trommelbremse / Drum Brake Radstand [mm] / Wheelbase [mm]:3600 Baumuster / Type:934.182</p>	<p>(36) (19) (14) (16) (86) (76) (28)</p>		
<p>3348 AK, 15928 ccm 04.03 -</p>	<p> Doppelachsaggregat / Tandem-axle Assembly Achsausführung / Axle Version:2x16t 1.HA / 1st RA 2.HA / 2nd RA Trommelbremse / Drum Brake Baumuster / Type:932.182-183</p>	<p>(36) (19) (14) (16) (86) (28)</p>		
<p>3341 A 04.03 - 3346 A 04.03 - 3351 A 06.08 - 3355 A 04.03 - 3360 A 04.03 -</p>	<p> Doppelachsaggregat / Tandem-axle Assembly Achslast [t] / Axle Load [t]:2x16 1.HA / 1st RA 2.HA / 2nd RA Trommelbremse / Drum Brake Baumuster / Type:930.182-183</p>	<p>(36) (23) (14) (16) (86) (28)</p>		
<p>3355 AK 04.03 - 3360 AK 04.03 -</p>	<p> Doppelachsaggregat / Tandem-axle Assembly Achsausführung / Axle Version:2x16t 1.HA / 1st RA 2.HA / 2nd RA Trommelbremse / Drum Brake Baumuster / Type:932.183</p>	<p>(36) (19) (14) (16) (86) (28)</p>		
<p>3365 A 04.03 -</p>	<p> Doppelachsaggregat / Tandem-axle Assembly Achslast [t] / Axle Load [t]:2x16 1.HA / 1st RA 2.HA / 2nd RA Trommelbremse / Drum Brake Baumuster / Type:930.182</p>	<p>(36) (23) (14) (16) (86) (28)</p>		



MERCEDES-BENZ








ACTROS 3340 - 3550 6x6 06.96 -

 8	Lenker, Radaufhängung / Track Control Arm		(5)	33737 01 948 350 28 05 © 28706 01 © 28705 01	
	Dreieckslenker (Nfz) / Wishbone (CV) Länge [mm] / Length [mm]:667 Rohr-Ø [mm] / Pipe Ø [mm]:60 Bohrung-Ø 1 / Bohrung-Ø 2 [mm] / Bore Ø 1 / Bore Ø 2 [mm]:25/23/23 Lochabstand 1/Lochabstand 2 / Hole Pitch 1/ Hole Pitch 2:152/130/130 Molekularlager / Molecular Bearing		(38) (69) (80) (30) (67) (71)		
	3344 A	04.03 -			Doppelachsaggregat / Tandem-axle Assembly (36) Achsausführung / Axle Version:13t / 18t (19) 1.HA / 1st RA (14) 2.HA / 2nd RA (16) Trommelbremse / Drum Brake (86) Radstand [mm] / Wheelbase [mm]:4200 (76) Radstand [mm] / Wheelbase [mm]:4500 (76) Baumuster / Type:930.182-183 (28)
	3341 AK 3341 AKE 3343 AK 3344 AK 3344 AKE 3346 AK 3346 AKE 3348 AK, 11946 ccm 3348 AKE 3351 AK	04.03 - 04.03 - 04.03 - 04.03 - 04.03 - 04.03 - 04.03 - 04.03 - 04.03 - 04.03 -			Doppelachsaggregat / Tandem-axle Assembly (36) Achsausführung / Axle Version:13t / 18t (19) 1.HA / 1st RA (14) 2.HA / 2nd RA (16) Trommelbremse / Drum Brake (86) Radstand [mm] / Wheelbase [mm]:3300 (76) Radstand [mm] / Wheelbase [mm]:3600 (76) Baumuster / Type:932.182-183 (28)
	3341 AS 3344 AS 3346 AS 3348 AS, 11946 ccm 3351 AS 3355 AS	04.03 - 04.03 - 04.03 - 04.03 - 04.03 - 04.03 -			Doppelachsaggregat / Tandem-axle Assembly (36) Achsausführung / Axle Version:13t / 18t (19) 1.HA / 1st RA (14) 2.HA / 2nd RA (16) Trommelbremse / Drum Brake (86) Radstand [mm] / Wheelbase [mm]:3600 (76) Baumuster / Type:934.182 (28)
	3348 AK, 15928 ccm	04.03 -			Doppelachsaggregat / Tandem-axle Assembly (36) Achsausführung / Axle Version:13t / 18t (19) 1.HA / 1st RA (14) 2.HA / 2nd RA (16) Trommelbremse / Drum Brake (86) Baumuster / Type:932.182-183 (28)
	3341 A 3346 A 3351 A 3355 A 3360 A	04.03 - 04.03 - 06.08 - 04.03 - 04.03 -			Doppelachsaggregat / Tandem-axle Assembly (36) Achslast [t] / Axle Load [t]:13/18 (23) 1.HA / 1st RA (14) 2.HA / 2nd RA (16) Trommelbremse / Drum Brake (86) Baumuster / Type:930.182-183 (28)
	3355 AK 3360 AK	04.03 - 04.03 -			Doppelachsaggregat / Tandem-axle Assembly (36) Achsausführung / Axle Version:13t / 18t (19) 1.HA / 1st RA (14) 2.HA / 2nd RA (16) Trommelbremse / Drum Brake (86) Baumuster / Type:932.183 (28)
	3365 A	04.03 -			Doppelachsaggregat / Tandem-axle Assembly (36) Achslast [t] / Axle Load [t]:13/18 (23) 1.HA / 1st RA (14) 2.HA / 2nd RA (16) Trommelbremse / Drum Brake (86) Baumuster / Type:930.182 (28)



MERCEDES-BENZ




ACTROS 3340 - 3550 6x6 06.96 -

 8	Lenker, Radaufhängung / Track Control Arm		(5)	33738 01 948 350 29 05 © 30589 01 © 30590 01	
	Dreieckslenker (Nfz) / Wishbone (CV) Länge [mm] / Length [mm]:622 Rohr-Ø [mm] / Pipe Ø [mm]:46 Bohrung-Ø 1 / Bohrung-Ø 2 [mm] / Bore Ø 1 / Bore Ø 2 [mm]:25/25/25 Lochabstand 1/Lochabstand 2 / Hole Pitch 1/ Hole Pitch 2:152/130/130 Molekularlager / Molecular Bearing		(38) (69) (80) (30) (67) (71)		
	3344 A	04.03 -			Doppelachsaggregat / Tandem-axle Assembly (36) Achsausführung / Axle Version:2x13t (19) Trommelbremse / Drum Brake (86) 1.HA / 1st RA (14) 2.HA / 2nd RA (16) Radstand [mm] / Wheelbase [mm]:4200 (76) Radstand [mm] / Wheelbase [mm]:4500 (76) Baumuster / Type:930.182-183 (28)
	3341 AK 3344 AK 3344 AKE 3346 AK 3346 AKE 3348 AK, 11946 ccm 3348 AKE 3351 AK	04.03 - 04.03 - 04.03 - 04.03 - 04.03 - 04.03 - 04.03 - 04.03 -			Doppelachsaggregat / Tandem-axle Assembly (36) Achsausführung / Axle Version:2x13t (19) Trommelbremse / Drum Brake (86) 1.HA / 1st RA (14) 2.HA / 2nd RA (16) Radstand [mm] / Wheelbase [mm]:3600 (76) Radstand [mm] / Wheelbase [mm]:3900 (76) Baumuster / Type:932.182-183 (28)
	3341 AS 3344 AS 3346 AS 3348 AS, 11946 ccm 3351 AS 3355 AS	04.03 - 04.03 - 04.03 - 04.03 - 04.03 - 04.03 -			Doppelachsaggregat / Tandem-axle Assembly (36) Achsausführung / Axle Version:2x13t (19) 1.HA / 1st RA (14) 2.HA / 2nd RA (16) Trommelbremse / Drum Brake (86) Radstand [mm] / Wheelbase [mm]:3600 (76) Baumuster / Type:934.182 (28)
	3341 AKE 3343 AK 3348 AK, 15928 ccm	04.03 - 04.03 - 04.03 -			Doppelachsaggregat / Tandem-axle Assembly (36) Achsausführung / Axle Version:2x13t (19) Trommelbremse / Drum Brake (86) 1.HA / 1st RA (14) 2.HA / 2nd RA (16) Baumuster / Type:932.182-183 (28)
	3341 A 3346 A 3351 A 3355 A 3360 A	04.03 - 04.03 - 06.08 - 04.03 - 04.03 -			Doppelachsaggregat / Tandem-axle Assembly (36) Achslast [t] / Axle Load [t]:2x13 (23) 1.HA / 1st RA (14) 2.HA / 2nd RA (16) Trommelbremse / Drum Brake (86) Baumuster / Type:930.182-183 (28)
	3355 AK 3360 AK	04.03 - 04.03 -			Doppelachsaggregat / Tandem-axle Assembly (36) Achsausführung / Axle Version:2x13t (19) Trommelbremse / Drum Brake (86) 1.HA / 1st RA (14) 2.HA / 2nd RA (16) Baumuster / Type:932.183 (28)
	3365 A	04.03 -			Doppelachsaggregat / Tandem-axle Assembly (36) Achslast [t] / Axle Load [t]:2x13 (23) 1.HA / 1st RA (14) 2.HA / 2nd RA (16) Trommelbremse / Drum Brake (86) Baumuster / Type:930.182 (28)



MERCEDES-BENZ

ACTROS 3340 - 3550 6x6 06.96 -

<p>Kugelkopf, Schaltgestänge Ball Head, gearshift linkage Länge [mm] / Length [mm]:55 Konusmaß [mm] / Cone Size [mm]:10 Aussengewinde [mm] / Outer Thread [mm]:M14x1,5 mit Rechtsgewinde / with right-hand thread</p>	<p>(3) (69) (58) (27) (137)</p>	<p>19465 01 000 996 70 45</p> 
<p>3340 A 04.97 - 10.02 3340 AK 04.97 - 10.02 3340 AS 04.97 - 10.02 3343 AK 04.97 - 10.02 3343 AS 04.97 - 10.02 3346 AK 10.97 - 3346 AS 10.97 - 3348 AK, 15928 ccm 04.97 - 10.02 3348 AS, 15928 ccm 04.97 - 10.02 3350 AK 10.97 - 3350 AS 10.97 - 3353 AS 04.97 - 10.02</p>		
<p>Kugelkopf, Schaltgestänge Ball Head, gearshift linkage Länge [mm] / Length [mm]:45 Konusmaß [mm] / Cone Size [mm]:12 Innengewinde [mm] / Inner Thread [mm]:M12 mit Linksgewinde / with left-hand thread Gewindemaß / Thread Size:M10</p>	<p>(3) (69) (58) (55) (135) (49)</p>	<p>21691 01 000 996 67 45</p> 
<p>3340 A 04.97 - 10.02 3340 AK 04.97 - 10.02 3340 AS 04.97 - 10.02 3343 AK 04.97 - 10.02 3343 AS 04.97 - 10.02 3346 AK 10.97 - 3346 AS 10.97 - 3348 AK, 15928 ccm 04.97 - 10.02 3348 AS, 15928 ccm 04.97 - 10.02 3350 AK 10.97 - 3350 AS 10.97 - 3353 AS 04.97 - 10.02</p>		
<p>Kugelkopf, Schaltgestänge Ball Head, gearshift linkage Länge [mm] / Length [mm]:59 Konusmaß [mm] / Cone Size [mm]:10 Innengewinde [mm] / Inner Thread [mm]:M12 mit Rechtsgewinde / with right-hand thread Gewindemaß / Thread Size:M10</p>	<p>(3) (69) (58) (55) (137) (49)</p>	<p>21696 01 000 996 66 45</p> 
<p>3340 A 04.97 - 10.02 3340 AK 04.97 - 10.02 3340 AS 04.97 - 10.02 3343 AK 04.97 - 10.02 3343 AS 04.97 - 10.02 3346 AK 10.97 - 3346 AS 10.97 - 3348 AK, 15928 ccm 04.97 - 10.02 3348 AS, 15928 ccm 04.97 - 10.02 3350 AK 10.97 - 3350 AS 10.97 - 3353 AS 04.97 - 10.02</p>		

Pos



Ref.




MERCEDES-BENZ

ACTROS 3340 - 3550












6x6

06.96 -

	<p>Kugelkopf, Schaltgestänge Ball Head, gearshift linkage Länge [mm] / Length [mm]:55 Konusmaß [mm] / Cone Size [mm]:12 Aussengewinde [mm] / Outer Thread [mm]:M14x1,5 mit Rechtsgewinde / with right-hand thread</p>	<p>(3) (69) (58) (27) (137)</p>	<p>22721 01 000 268 59 89</p> 
	<p>3340 A 3340 AK 3340 AS 3343 AK 3343 AS 3346 AK 3346 AS 3348 AK, 15928 ccm 3348 AS, 15928 ccm 3350 AK 3350 AS 3353 AS</p>	<p>04.97 - 10.02 04.97 - 10.02 04.97 - 10.02 04.97 - 10.02 04.97 - 10.02 10.97 - 10.97 - 04.97 - 10.02 04.97 - 10.02 10.97 - 10.97 - 04.97 - 10.02</p>	





MERCEDES-BENZ

ACTROS 3340 - 3550 8x4/4 06.96 -

 1	Lenkstange / Centre Rod Assembly Schubstange / Push Rod einseitig verstellbar / Adjustable on one side Länge [mm] / Length [mm]:904 Konusmaß [mm] / Cone Size [mm]:32 Rohr-Ø [mm] / Pipe Ø [mm]:52 mit Zubehör / with accessories	(6) (85) (101) (69) (58) (80) (140)	23470 01 001 460 71 05  11394 04
	3340 B 04.97 - 10.02 3343 B 04.97 - 10.02	 Lenkstockhebel zur 1. VA / Pitman Arm to 1st FA (66) Scheibenbremse / Disc Brake (83) Radstand [mm] / Wheelbase [mm]:4200 (76) Radstand [mm] / Wheelbase [mm]:4500 (76) für Fzg. mit zul. Gesamtgewicht [t] / for vehicles with permissible total weight [t]:32 (121) Baumuster / Type:953.304-305 (28)	
 2	Lenkstange / Centre Rod Assembly Schubstange / Push Rod beidseitig verstellbar / Adjustable on both sides Länge [mm] / Length [mm]:733 Konusmaß [mm] / Cone Size [mm]:32 Rohr-Ø [mm] / Pipe Ø [mm]:36 mit Zubehör / with accessories	(6) (85) (100) (69) (58) (80) (140)	29799 01 001 460 15 05  11394 04 12280 04
	3340 B 04.97 - 10.02 3343 B 04.97 - 10.02	 Zwischenhebel zur Vorderachse 2 / Control arm to front axle 2 (92) Radstand [mm] / Wheelbase [mm]:4200 (76) Radstand [mm] / Wheelbase [mm]:4500 (76) für Fzg. mit zul. Gesamtgewicht [t] / for vehicles with permissible total weight [t]:32 (121) Baumuster / Type:953.304-305 (28)	
	3341 B 01.03 - 3344 B 01.03 - 3346 B 01.03 -	 Zwischenhebel zur Vorderachse 2 / Control arm to front axle 2 (92) Radstand [mm] / Wheelbase [mm]:4200 (76) Radstand [mm] / Wheelbase [mm]:4500 (76) Radstand [mm] / Wheelbase [mm]:5100 (76) für Fzg. mit zul. Gesamtgewicht [t] / for vehicles with permissible total weight [t]:32 (121) Baumuster / Type:933.304-305/307 (28)	
 3	Lenkstange / Centre Rod Assembly Schubstange / Push Rod nicht verstellbar / not adjustable Länge [mm] / Length [mm]:1095 Konusmaß [mm] / Cone Size [mm]:32 Rohr-Ø [mm] / Pipe Ø [mm]:42 mit Zubehör / with accessories	(6) (85) (146) (69) (58) (80) (140)	25249 01 001 460 13 05 
	3340 B 04.97 - 10.02 3343 B 04.97 - 10.02	 am Zwischenhebel / at the intermediate lever (97) Zwischenhebel 1 zum Zwischenlager 2 / Control arm 1 to intermediate bearing 2 (89) Scheibenbremse / Disc Brake (83) Radstand [mm] / Wheelbase [mm]:4200 (76) Radstand [mm] / Wheelbase [mm]:4500 (76) für Fzg. mit zul. Gesamtgewicht [t] / for vehicles with permissible total weight [t]:32 (121) Baumuster / Type:953.304-305 (28)	
	3341 B 01.03 - 3344 B 01.03 - 3346 B 01.03 -	 am Zwischenhebel / at the intermediate lever (97) Zwischenhebel 1 zum Zwischenlager 2 / Control arm 1 to intermediate bearing 2 (89) Scheibenbremse / Disc Brake (83) Radstand [mm] / Wheelbase [mm]:4200 (76) Radstand [mm] / Wheelbase [mm]:4500 (76) Radstand [mm] / Wheelbase [mm]:5100 (76) für Fzg. mit zul. Gesamtgewicht [t] / for vehicles with permissible total weight [t]:32 (121) Baumuster / Type:933.304-305/307 (28)	













MERCEDES-BENZ

ACTROS 3340 - 3550		8x4/4	06.96 -		
Kugelkopf, Schaltgestänge Ball Head, gearshift linkage Länge [mm] / Length [mm]:55 Konusmaß [mm] / Cone Size [mm]:10 Aussengewinde [mm] / Outer Thread [mm]:M14x1,5 mit Rechtsgewinde / with right-hand thread	(3)			19465 01 000 996 70 45 	
	(69)	3340 B	04.97 - 10.02		
	(58)	3343 B	04.97 - 10.02		
	(27)				
	(137)				
Kugelkopf, Schaltgestänge Ball Head, gearshift linkage Länge [mm] / Length [mm]:45 Konusmaß [mm] / Cone Size [mm]:12 Innengewinde [mm] / Inner Thread [mm]:M12 mit Linksgewinde / with left-hand thread Gewindemaß / Thread Size:M10	(3)			21691 01 000 996 67 45 	
	(69)	3340 B	04.97 - 10.02		
	(58)	3343 B	04.97 - 10.02		
	(55)				
	(135)				
	(49)				
Kugelkopf, Schaltgestänge Ball Head, gearshift linkage Länge [mm] / Length [mm]:59 Konusmaß [mm] / Cone Size [mm]:10 Innengewinde [mm] / Inner Thread [mm]:M12 mit Rechtsgewinde / with right-hand thread Gewindemaß / Thread Size:M10	(3)			21696 01 000 996 66 45 	
	(69)	3340 B	04.97 - 10.02		
	(58)	3343 B	04.97 - 10.02		
	(55)				
	(137)				
	(49)				
Kugelkopf, Schaltgestänge Ball Head, gearshift linkage Länge [mm] / Length [mm]:55 Konusmaß [mm] / Cone Size [mm]:12 Aussengewinde [mm] / Outer Thread [mm]:M14x1,5 mit Rechtsgewinde / with right-hand thread	(3)			22721 01 000 268 59 89 	
	(69)	3340 B	04.97 - 10.02		
	(58)	3343 B	04.97 - 10.02		
	(27)				
	(137)				



MERCEDES-BENZ

ACTROS 4036 - 4841 8x4/4 06.96 -

 1	Lenkstange / Centre Rod Assembly Schubstange / Push Rod einseitig verstellbar / Adjustable on one side Länge [mm] / Length [mm]:904 Konusmaß [mm] / Cone Size [mm]:32 Rohr-Ø [mm] / Pipe Ø [mm]:52 mit Zubehör / with accessories	(6) (85) (101) (69) (58) (80) (140)	23470 01 001 460 71 05  11394 04
	4140 K, 290 kW 4148 K, 15928 ccm	04.97 - 10.02 04.97 - 10.02	 Lenkstockhebel zur 1. VA / Pitman Arm to 1st FA (66) Scheibenbremse / Disc Brake (83) 1.VA / 1st FA (15) Radstand [mm] / Wheelbase [mm]:4200 (76) Radstand [mm] / Wheelbase [mm]:4500 (76) Radstand [mm] / Wheelbase [mm]:5100 (76) Baumuster / Type:952.314-315/317 (28)
	4143 K 4146 K	04.97 - 10.02 10.97 -	 Lenkstockhebel zur 1. VA / Pitman Arm to 1st FA (66) Scheibenbremse / Disc Brake (83) 1.VA / 1st FA (15) Baumuster / Type:952.314-315/317 (28)
	4140 B	04.97 - 10.02	 Lenkstockhebel zur 1. VA / Pitman Arm to 1st FA (66) Scheibenbremse / Disc Brake (83) Radstand [mm] / Wheelbase [mm]:4200 (76) Radstand [mm] / Wheelbase [mm]:5100 (76) Baumuster / Type:953.314/317 (28)
	4140 K, 290-300 kW	04.03 -	 Lenkstockhebel zur 1. VA / Pitman Arm to 1st FA (66) Scheibenbremse / Disc Brake (83) Radstand [mm] / Wheelbase [mm]:4200 (76) Radstand [mm] / Wheelbase [mm]:4500 (76) Radstand [mm] / Wheelbase [mm]:5100 (76) Baumuster / Type:932.314-315/317 (28)
	4144 K, 315-320 kW 4148 K, 11946 ccm 4148 K, 15928 ccm 4150 K 4151 K 4155 K 4160 K	04.03 - 04.03 - 04.03 - 04.03 - 05.05 - 04.03 - 04.03 -	 Lenkstockhebel zur 1. VA / Pitman Arm to 1st FA (66) Scheibenbremse / Disc Brake (83) Radstand [mm] / Wheelbase [mm]:4500 (76) Baumuster / Type:932.315 (28)
	4141 B 4144 B 4146 B 4148 B	04.03 - 04.03 - 04.03 - 04.03 -	 Lenkstockhebel zur 1. VA / Pitman Arm to 1st FA (66) Scheibenbremse / Disc Brake (83) Radstand [mm] / Wheelbase [mm]:4200 (76) Radstand [mm] / Wheelbase [mm]:4500 (76) Radstand [mm] / Wheelbase [mm]:5100 (76) für Fzg. mit zul. Gesamtgewicht [t] / for vehicles with permissible total weight [t]:41 (121) Baumuster / Type:933.314/317/319 (28)
	4140 B 4143 B	04.03 - 04.03 -	 Lenkstockhebel zur 1. VA / Pitman Arm to 1st FA (66) Scheibenbremse / Disc Brake (83) Baumuster / Type:933.314/317 (28)
	4141	06.08 -	Lenkstockhebel zur 1. VA / Pitman Arm to 1st FA (66) Scheibenbremse / Disc Brake (83) Baumuster / Type:930.319 (28)
	4141 L	01.03 -	 Lenkstockhebel zur 1. VA / Pitman Arm to 1st FA (66) Scheibenbremse / Disc Brake (83) Radstand [mm] / Wheelbase [mm]:6300 (76) Baumuster / Type:930.319 (28)












MERCEDES-BENZ

ACTROS 4036 - 4841

8x4/4








06.96 -

 1	Lenkstange / Centre Rod Assembly Schubstange / Push Rod einseitig verstellbar / Adjustable on one side Länge [mm] / Length [mm]:883 Konusmaß [mm] / Cone Size [mm]:32 Rohr-Ø [mm] / Pipe Ø [mm]:38 mit Zubehör / with accessories	(6) (85) (101) (69) (58) (80) (140)	25500 01 11394 04	002 460 86 05 
	4140 K, 290 kW 4148 K, 15928 ccm	04.97 - 10.02 04.97 - 10.02	 Lenkstockhebel zur 1. VA / Pitman Arm to 1st FA 1.VA / 1st FA Radstand [mm] / Wheelbase [mm]:4200 Radstand [mm] / Wheelbase [mm]:4500 Radstand [mm] / Wheelbase [mm]:5100 Baumuster / Type:952.314-315/317	(66) (15) (76) (76) (76) (28)
4143 K 4146 K	04.97 - 10.02 10.97 -	 Lenkstockhebel zur 1. VA / Pitman Arm to 1st FA 1.VA / 1st FA Baumuster / Type:952.314-315/317	(66) (15) (28)	
4140 B	04.97 - 10.02	 Lenkstockhebel zur 1. VA / Pitman Arm to 1st FA Radstand [mm] / Wheelbase [mm]:4200 Radstand [mm] / Wheelbase [mm]:5100 Baumuster / Type:953.314/317	(66) (76) (76) (28)	
4140 K, 290-300 kW 4141 K 4144 K, 320 kW 4144 K, 315-320 kW 4146 K 4148 K, 11946 ccm 4151 K	04.03 - 04.03 - 04.03 - 04.03 - 04.03 - 04.03 - 05.05 -	 Lenkstockhebel zur 1. VA / Pitman Arm to 1st FA Radstand [mm] / Wheelbase [mm]:4200 Radstand [mm] / Wheelbase [mm]:4500 Radstand [mm] / Wheelbase [mm]:5100 Baumuster / Type:932.314-315/317	(66) (76) (76) (76) (76) (28)	
4141 B 4144 B 4146 B 4148 B	04.03 - 04.03 - 04.03 - 04.03 -	 Lenkstockhebel zur 1. VA / Pitman Arm to 1st FA Radstand [mm] / Wheelbase [mm]:4200 Radstand [mm] / Wheelbase [mm]:4500 Radstand [mm] / Wheelbase [mm]:5100 für Fzg. mit zul. Gesamtgewicht [t] / for vehicles with permissible total weight [t]:41 Baumuster / Type:933.314/317/319	(66) (76) (76) (76) (121) (28)	
4148 K, 15928 ccm 4150 K 4155 K 4160 K	04.03 - 04.03 - 04.03 - 04.03 -	 Lenkstockhebel zur 1. VA / Pitman Arm to 1st FA Baumuster / Type:932.315	(66) (28)	
4140 B 4143 B	04.03 - 04.03 -	 Lenkstockhebel zur 1. VA / Pitman Arm to 1st FA Baumuster / Type:933.314/317	(66) (28)	



MERCEDES-BENZ

ACTROS 4036 - 4841 8x4/4 06.96 -

 1	Lenkstange / Centre Rod Assembly Schubstange / Push Rod einseitig verstellbar / Adjustable on one side Länge [mm] / Length [mm]:953 Konusmaß [mm] / Cone Size [mm]:32 Rohr-Ø [mm] / Pipe Ø [mm]:42 mit Zubehör / with accessories mit Sicherungsmutter / with lock nut	(6) (85) (101) (69) (58) (80) (140) (138)	31149 01 002 460 93 05 	
	4140 B 04.97 - 10.02 4140 K, 290 kW 04.97 - 10.02 4140 K, 290-300 kW 04.03 - 4141 K 04.03 - 4144 K, 320 kW 04.03 - 4144 K, 315-320 kW 04.03 - 4146 K 04.03 - 4148 K, 15928 ccm 04.97 - 10.02 4148 K, 11946 ccm 04.03 - 4151 K 05.05 -		Lenkstockhebel zur 1. VA / Pitman Arm to 1st FA Radstand [mm] / Wheelbase [mm]:4200 Radstand [mm] / Wheelbase [mm]:4500 Radstand [mm] / Wheelbase [mm]:5100 Baumuster / Type:932.314-315/317	(66) (76) (76) (76) (28)
	4143 K 04.97 - 10.02 4146 K 10.97 -		Lenkstockhebel zur 1. VA / Pitman Arm to 1st FA Baumuster / Type:932.314-315/317	(66) (28)
	4141 B 04.03 - 4144 B 04.03 - 4146 B 04.03 - 4148 B 04.03 -		Lenkstockhebel zur 1. VA / Pitman Arm to 1st FA Radstand [mm] / Wheelbase [mm]:4200 Radstand [mm] / Wheelbase [mm]:4500 Radstand [mm] / Wheelbase [mm]:5100 für Fzg. mit zul. Gesamtgewicht [t] / for vehicles with permissible total weight [t]:41 Baumuster / Type:933.314/317/319	(66) (76) (76) (76) (121) (28)
	4148 K, 15928 ccm 04.03 - 4150 K 04.03 - 4155 K 04.03 - 4160 K 04.03 -		Lenkstockhebel zur 1. VA / Pitman Arm to 1st FA Baumuster / Type:932.315	(66) (28)
	4140 B 04.03 - 4143 B 04.03 -		Lenkstockhebel zur 1. VA / Pitman Arm to 1st FA Baumuster / Type:933.314/317	(66) (28)











MERCEDES-BENZ

ACTROS 4036 - 4841

8x4/4











06.96 -

 2	Lenkstange / Centre Rod Assembly Schubstange / Push Rod einseitig verstellbar / Adjustable on one side Länge [mm] / Length [mm]:716 Konusmaß [mm] / Cone Size [mm]:32 Rohr-Ø [mm] / Pipe Ø [mm]:38 mit Zubehör / with accessories	(6) (85) (101) (69) (58) (80) (140)	25499 01 11394 04	002 460 88 05 
	4140 K, 290 kW 4148 K, 15928 ccm	04.97 - 10.02 04.97 - 10.02		Zwischenhebel zur Vorderachse 2 / Control arm to front axle 2 (92) Trommelbremse / Drum Brake (86) Radstand [mm] / Wheelbase [mm]:4200 (76) Radstand [mm] / Wheelbase [mm]:4500 (76) Radstand [mm] / Wheelbase [mm]:5100 (76) Baumuster / Type:952.314-315/317 (28)
4143 K 4146 K	04.97 - 10.02 10.97 -		Zwischenhebel zur Vorderachse 2 / Control arm to front axle 2 (92) Trommelbremse / Drum Brake (86) Baumuster / Type:952.314-315/317 (28)	
4140 K, 290-300 kW 4141 K 4144 K, 320 kW 4144 K, 315-320 kW 4146 K 4148 K, 11946 ccm 4151 K	04.03 - 04.03 - 04.03 - 04.03 - 04.03 - 04.03 - 05.05 -		Zwischenhebel zur Vorderachse 2 / Control arm to front axle 2 (92) Trommelbremse / Drum Brake (86) Radstand [mm] / Wheelbase [mm]:4200 (76) Radstand [mm] / Wheelbase [mm]:4500 (76) Radstand [mm] / Wheelbase [mm]:5100 (76) Baumuster / Type:932.314-315/317 (28)	
4141 B 4144 B 4146 B 4148 B	04.03 - 04.03 - 04.03 - 04.03 -		Zwischenhebel zur Vorderachse 2 / Control arm to front axle 2 (92) Trommelbremse / Drum Brake (86) Radstand [mm] / Wheelbase [mm]:4200 (76) Radstand [mm] / Wheelbase [mm]:4500 (76) Radstand [mm] / Wheelbase [mm]:5100 (76) für Fzg. mit zul. Gesamtgewicht [t] / for vehicles with permissible total weight [t]:41 (121) Baumuster / Type:933.314/317/319 (28)	
4148 K, 15928 ccm 4150 K 4155 K 4160 K	04.03 - 04.03 - 04.03 - 04.03 -		Zwischenhebel zur Vorderachse 2 / Control arm to front axle 2 (92) Trommelbremse / Drum Brake (86) Baumuster / Type:932.315 (28)	
4140 B 4143 B	04.03 - 04.03 -		Zwischenhebel zur Vorderachse 2 / Control arm to front axle 2 (92) Trommelbremse / Drum Brake (86) Baumuster / Type:933.314/317 (28)	



MERCEDES-BENZ











ACTROS 4036 - 4841 8x4/4 06.96 -

 2	Lenkstange / Centre Rod Assembly Schubstange / Push Rod beidseitig verstellbar / Adjustable on both sides Länge [mm] / Length [mm]:733 Konusmaß [mm] / Cone Size [mm]:32 Rohr-Ø [mm] / Pipe Ø [mm]:36 mit Zubehör / with accessories	(6) (85) (100) (69) (58) (80) (140)	29799 01 001 460 15 05 ▲ 11394 04 ▲ 12280 04	
	4140 K, 290 kW 4148 K, 15928 ccm	04.97 - 10.02 04.97 - 10.02	 Zwischenhebel zur Vorderachse 2 / Control arm to front axle 2 1.VA / 1st FA Radstand [mm] / Wheelbase [mm]:4200 Radstand [mm] / Wheelbase [mm]:4500 Radstand [mm] / Wheelbase [mm]:5100 Baumuster / Type:952.314-315/317	(92) (15) (76) (76) (76) (28)
4143 K 4146 K	04.97 - 10.02 10.97 -	 Zwischenhebel zur Vorderachse 2 / Control arm to front axle 2 1.VA / 1st FA Baumuster / Type:952.314-315/317	(92) (15) (28)	
4140 B	04.97 - 10.02	 Zwischenhebel zur Vorderachse 2 / Control arm to front axle 2 Scheibenbremse / Disc Brake Baumuster / Type:953.314/317	(92) (83) (28)	
4140 K, 290-300 kW	04.03 -	 Zwischenhebel zur Vorderachse 2 / Control arm to front axle 2 Radstand [mm] / Wheelbase [mm]:4200 Radstand [mm] / Wheelbase [mm]:4500 Radstand [mm] / Wheelbase [mm]:5100 Baumuster / Type:932.314-315/317	(92) (76) (76) (76) (28)	
4144 K, 315-320 kW 4148 K, 11946 ccm 4148 K, 15928 ccm 4150 K 4151 K 4155 K 4160 K	04.03 - 04.03 - 04.03 - 04.03 - 05.05 - 04.03 - 04.03 -	 Zwischenhebel zur Vorderachse 2 / Control arm to front axle 2 Radstand [mm] / Wheelbase [mm]:4500 Baumuster / Type:932.315	(92) (76) (76) (28)	
4141 K 4144 K, 320 kW 4146 K	04.03 - 04.03 - 04.03 -	 Zwischenhebel zur Vorderachse 2 / Control arm to front axle 2 Radstand [mm] / Wheelbase [mm]:4200 Baumuster / Type:932.314	(92) (76) (28)	
4141 B 4144 B 4146 B 4148 B	04.03 - 04.03 - 04.03 - 04.03 -	 Zwischenhebel zur Vorderachse 2 / Control arm to front axle 2 Radstand [mm] / Wheelbase [mm]:4200 Radstand [mm] / Wheelbase [mm]:4500 Radstand [mm] / Wheelbase [mm]:5100 für Fzg. mit zul. Gesamtgewicht [t] / for vehicles with permissible total weight [t]:41 Baumuster / Type:933.314/317/319	(92) (76) (76) (76) (121) (28)	
4140 B 4143 B	04.03 - 04.03 -	 Zwischenhebel zur Vorderachse 2 / Control arm to front axle 2 Baumuster / Type:933.314/317	(92) (28)	
4141	06.08 -	Zwischenhebel zur Vorderachse 2 / Control arm to front axle 2 Scheibenbremse / Disc Brake Baumuster / Type:930.319	(92) (83) (28)	



MERCEDES-BENZ

ACTROS 4036 - 4841 8x4/4 06.96 -

 3	Lenkstange / Centre Rod Assembly Schubstange / Push Rod nicht verstellbar / not adjustable Länge [mm] / Length [mm]:1095 Konusmaß [mm] / Cone Size [mm]:32 Rohr-Ø [mm] / Pipe Ø [mm]:42 mit Zubehör / with accessories	(6) (85) (146) (69) (58) (80) (140)		25249 01 001 460 13 05
	4140 K, 290 kW 4148 K, 15928 ccm	04.97 - 10.02 04.97 - 10.02		am Zwischenhebel / at the intermediate lever (97) Zwischenhebel 1 zum Zwischenlager 2 / Control arm 1 to intermediate bearing 2 (89) Scheibenbremse / Disc Brake (83) Radstand [mm] / Wheelbase [mm]:4200 (76) Radstand [mm] / Wheelbase [mm]:4500 (76) Radstand [mm] / Wheelbase [mm]:5100 (76) Baumuster / Type:952.314-315/317 (28)
	4143 K 4146 K	04.97 - 10.02 10.97 -		am Zwischenhebel / at the intermediate lever (97) Zwischenhebel 1 zum Zwischenlager 2 / Control arm 1 to intermediate bearing 2 (89) Scheibenbremse / Disc Brake (83) Baumuster / Type:952.314-315/317 (28)
	4140 B	04.97 - 10.02		am Zwischenhebel / at the intermediate lever (97) Zwischenhebel 1 zum Zwischenlager 2 / Control arm 1 to intermediate bearing 2 (89) Scheibenbremse / Disc Brake (83) Radstand [mm] / Wheelbase [mm]:4200 (76) Radstand [mm] / Wheelbase [mm]:5100 (76) Baumuster / Type:953.314/317 (28)
	4140 K, 290-300 kW	04.03 -		am Zwischenhebel / at the intermediate lever (97) Zwischenhebel 1 zum Zwischenlager 2 / Control arm 1 to intermediate bearing 2 (89) Scheibenbremse / Disc Brake (83) Radstand [mm] / Wheelbase [mm]:4200 (76) Radstand [mm] / Wheelbase [mm]:4500 (76) Radstand [mm] / Wheelbase [mm]:5100 (76) Baumuster / Type:932.314-315/317 (28)
	4144 K, 315-320 kW 4148 K, 11946 ccm 4148 K, 15928 ccm 4150 K 4151 K 4155 K 4160 K	04.03 - 04.03 - 04.03 - 04.03 - 05.05 - 04.03 - 04.03 -		am Zwischenhebel / at the intermediate lever (97) Zwischenhebel 1 zum Zwischenlager 2 / Control arm 1 to intermediate bearing 2 (89) Scheibenbremse / Disc Brake (83) Radstand [mm] / Wheelbase [mm]:4500 (76) Baumuster / Type:932.315 (28)
	4141 K 4144 K, 320 kW 4146 K	04.03 - 04.03 - 04.03 -		am Zwischenhebel / at the intermediate lever (97) Zwischenhebel 1 zum Zwischenlager 2 / Control arm 1 to intermediate bearing 2 (89) Scheibenbremse / Disc Brake (83) Radstand [mm] / Wheelbase [mm]:4200 (76) Baumuster / Type:932.314 (28)
	4141 B 4144 B 4146 B 4148 B	04.03 - 04.03 - 04.03 - 04.03 -		am Zwischenhebel / at the intermediate lever (97) Zwischenhebel 1 zum Zwischenlager 2 / Control arm 1 to intermediate bearing 2 (89) Scheibenbremse / Disc Brake (83) Radstand [mm] / Wheelbase [mm]:4200 (76) Radstand [mm] / Wheelbase [mm]:4500 (76) Radstand [mm] / Wheelbase [mm]:5100 (76) für Fzg. mit zul. Gesamtgewicht [t] / for vehicles with permissible total weight [t]:41 (121) Baumuster / Type:933.314/317/319 (28)
	4140 B 4143 B	04.03 - 04.03 -		am Zwischenhebel / at the intermediate lever (97) Zwischenhebel 1 zum Zwischenlager 2 / Control arm 1 to intermediate bearing 2 (89) Scheibenbremse / Disc Brake (83) Baumuster / Type:933.314/317 (28)

Pos






Ref.



MERCEDES-BENZ










ACTROS 4036 - 4841 8x4/4 06.96 -

 3	<p>Lenkstange / Centre Rod Assembly Schubstange / Push Rod nicht verstellbar / not adjustable Länge [mm] / Length [mm]:1095 Konusmaß [mm] / Cone Size [mm]:32 Rohr-Ø [mm] / Pipe Ø [mm]:42 mit Zubehör / with accessories</p>	<p>(6) (85) (146) (69) (58) (80) (140)</p>	<p>25249 01 001 460 13 05</p> 
	<p>4141 06.08 -</p>	<p>am Zwischenhebel / at the intermediate lever (97) Zwischenhebel 1 zum Zwischenlager 2 / Control arm 1 to intermediate bearing 2 (89) Scheibenbremse / Disc Brake (83) Baumuster / Type:930.319 (28)</p>	
	<p>4141 L 01.03 -</p>	<p> (97) am Zwischenhebel / at the intermediate lever (97) Zwischenhebel 1 zum Zwischenlager 2 / Control arm 1 to intermediate bearing 2 (89) Scheibenbremse / Disc Brake (83) Radstand [mm] / Wheelbase [mm]:6300 (76) Baumuster / Type:930.319 (28)</p>	



MERCEDES-BENZ










ACTROS 4036 - 4841 8x4/4 06.96 -

3	Lenkstange / Centre Rod Assembly Schubstange / Push Rod Länge [mm] / Length [mm]:711 Konusmaß [mm] / Cone Size [mm]:32 Rohr-Ø [mm] / Pipe Ø [mm]:42 mit Zubehör / with accessories nicht verstellbar / not adjustable	(6) (85) (69) (58) (80) (140) (146)	25250 01 002 460 04 05 
4140 K, 290 kW 4148 K, 15928 ccm	04.97 - 10.02 04.97 - 10.02	 am Zwischenhebel / at the intermediate lever (97) Lenkstockhebel zum Zwischenhebel / Pitman Arm to 1st control arm (64) Scheibenbremse / Disc Brake (83) Radstand [mm] / Wheelbase [mm]:4200 (76) Radstand [mm] / Wheelbase [mm]:4500 (76) Radstand [mm] / Wheelbase [mm]:5100 (76) Baumuster / Type:952.314-315/317 (28)	
4143 K 4146 K	04.97 - 10.02 10.97 -	 am Zwischenhebel / at the intermediate lever (97) Lenkstockhebel zum Zwischenhebel / Pitman Arm to 1st control arm (64) Scheibenbremse / Disc Brake (83) Baumuster / Type:952.314-315/317 (28)	
4140 B	04.97 - 10.02	 am Zwischenhebel / at the intermediate lever (97) Lenkstockhebel zum Zwischenhebel / Pitman Arm to 1st control arm (64) Scheibenbremse / Disc Brake (83) Radstand [mm] / Wheelbase [mm]:4200 (76) Radstand [mm] / Wheelbase [mm]:5100 (76) Baumuster / Type:953.314/317 (28)	
4140 K, 290-300 kW 4141 K 4144 K, 320 kW 4144 K, 315-320 kW 4146 K 4148 K, 11946 ccm 4151 K	04.03 - 04.03 - 04.03 - 04.03 - 04.03 - 04.03 - 05.05 -	 am Zwischenhebel / at the intermediate lever (97) Lenkstockhebel zum Zwischenhebel / Pitman Arm to 1st control arm (64) Scheibenbremse / Disc Brake (83) Radstand [mm] / Wheelbase [mm]:4200 (76) Radstand [mm] / Wheelbase [mm]:4500 (76) Radstand [mm] / Wheelbase [mm]:5100 (76) Baumuster / Type:932.314-315/317 (28)	
4141 B 4144 B 4146 B 4148 B	04.03 - 04.03 - 04.03 - 04.03 -	 am Zwischenhebel / at the intermediate lever (97) Lenkstockhebel zum Zwischenhebel / Pitman Arm to 1st control arm (64) Scheibenbremse / Disc Brake (83) Radstand [mm] / Wheelbase [mm]:4200 (76) Radstand [mm] / Wheelbase [mm]:4500 (76) Radstand [mm] / Wheelbase [mm]:5100 (76) für Fzg. mit zul. Gesamtgewicht [t] / for vehicles with permissible total weight [t]:41 (121) Baumuster / Type:933.314/317/319 (28)	
4148 K, 15928 ccm 4150 K 4155 K 4160 K	04.03 - 04.03 - 04.03 - 04.03 -	 am Zwischenhebel / at the intermediate lever (97) Lenkstockhebel zum Zwischenhebel / Pitman Arm to 1st control arm (64) Scheibenbremse / Disc Brake (83) Baumuster / Type:932.315 (28)	
4140 B 4143 B	04.03 - 04.03 -	 am Zwischenhebel / at the intermediate lever (97) Lenkstockhebel zum Zwischenhebel / Pitman Arm to 1st control arm (64) Scheibenbremse / Disc Brake (83) Baumuster / Type:933.314/317 (28)	
4141 L	01.03 -	 am Zwischenhebel / at the intermediate lever (97) Lenkstockhebel zum Zwischenhebel / Pitman Arm to 1st control arm (64) Scheibenbremse / Disc Brake (83) Radstand [mm] / Wheelbase [mm]:6300 (76) Baumuster / Type:930.319 (28)	



MERCEDES-BENZ



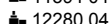


ACTROS 4036 - 4841 8x4/4 06.96 -

 4	Spurstangenkopf / Tie Rod End		(10)	33397 01 002 460 06 48	
	am Lenkzylinder / at steering cylinder Länge [mm] / Length [mm]:75 Konusmaß [mm] / Cone Size [mm]:32 Gewindemaß / Thread Size:M26x1,5 mit Rechtsgewinde / with right-hand thread mit Innengewinde / with internal thread mit Zubehör / with accessories		(95) (69) (58) (49) (137) (133) (140)		
	4140 K, 290 kW 4143 K 4146 K	04.97 - 10.02 04.97 - 10.02 10.97 -		am Lenkzylinder / at steering cylinder Baumuster / Type:952.314-315/317 Radstand [mm] / Wheelbase [mm]:4200 Radstand [mm] / Wheelbase [mm]:4500 Radstand [mm] / Wheelbase [mm]:5100 für Fzg. mit zul. Gesamtgewicht [t] / for vehicles with permissible total weight [t]:41	(95) (28) (76) (76) (76) (121)
	4148 K, 15928 ccm	04.97 - 10.02		am Lenkzylinder / at steering cylinder Baumuster / Type:952.314-315 Radstand [mm] / Wheelbase [mm]:4200 Radstand [mm] / Wheelbase [mm]:4500 für Fzg. mit zul. Gesamtgewicht [t] / for vehicles with permissible total weight [t]:41	(95) (28) (76) (76) (121)
	4140 B	04.97 - 10.02		am Lenkzylinder / at steering cylinder Baumuster / Type:953.314/317 Radstand [mm] / Wheelbase [mm]:4200 Radstand [mm] / Wheelbase [mm]:5100 für Fzg. mit zul. Gesamtgewicht [t] / for vehicles with permissible total weight [t]:41	(95) (28) (76) (76) (121)
	4140 K, 290-300 kW	04.03 -		am Lenkzylinder / at steering cylinder Baumuster / Type:932.314-315/317 Radstand [mm] / Wheelbase [mm]:4200 Radstand [mm] / Wheelbase [mm]:4500 Radstand [mm] / Wheelbase [mm]:4800 für Fzg. mit zul. Gesamtgewicht [t] / for vehicles with permissible total weight [t]:41	(95) (28) (76) (76) (76) (121)
	4144 K, 315-320 kW 4148 K, 15928 ccm 4150 K 4151 K 4155 K 4160 K	04.03 - 04.03 - 04.03 - 05.05 - 04.03 - 04.03 -		am Lenkzylinder / at steering cylinder Baumuster / Type:932.315 Radstand [mm] / Wheelbase [mm]:4500 für Fzg. mit zul. Gesamtgewicht [t] / for vehicles with permissible total weight [t]:41	(95) (28) (76) (121)
	4141 K 4144 K, 320 kW 4146 K	04.03 - 04.03 - 04.03 -		am Lenkzylinder / at steering cylinder Baumuster / Type:932.314 Radstand [mm] / Wheelbase [mm]:4200 für Fzg. mit zul. Gesamtgewicht [t] / for vehicles with permissible total weight [t]:41	(95) (28) (76) (121)
	4148 K, 11946 ccm	04.03 -		am Lenkzylinder / at steering cylinder Baumuster / Type:932.315 Radstand [mm] / Wheelbase [mm]:4500	(95) (28) (76) (76)
	4141	06.08 -		am Lenkzylinder / at steering cylinder Baumuster / Type:930.319	(95) (28)



MERCEDES-BENZ




ACTROS 4036 - 4841 **8x4/4** **06.96 -**

 <div style="border: 1px solid black; display: inline-block; padding: 2px;">6</div>	<p>Spurstange / Rod Assembly Führungsstange / Guide Rod beidseitig verstellbar / Adjustable on both sides Länge [mm] / Length [mm]:1625 Konusmaß [mm] / Cone Size [mm]:32 Rohr-Ø [mm] / Pipe Ø [mm]:52 mit Zubehör / with accessories</p>	<p>(9) (46) (100) (69) (58) (80) (140)</p>	<p>23992 01 949 330 02 03  11394 04  12280 04</p>	
4140 K, 290 kW	04.97 - 10.02	Achsausführung / Axle Version:739411, 739542 Baumuster / Type:952.314-315/317	(19) (28)	
4143 K	04.97 - 10.02	Achsausführung / Axle Version:739.411/542	(19)	
4146 K	10.97 -	Baumuster / Type:952.314-315/317	(28)	
4148 K, 15928 ccm	04.97 - 10.02	Achsausführung / Axle Version:739411, 739542 Baumuster / Type:952.314-315	(19) (28)	
4140 B	04.97 - 10.02	Achsausführung / Axle Version:739411, 739542 Baumuster / Type:953.314/317	(19) (28)	
4140 K, 290-300 kW	04.03 -	Achsausführung / Axle Version:739411, 739542, 739531 Baumuster / Type:932.314-315/317	(19) (28)	
4144 K, 315-320 kW	04.03 -	Achsausführung / Axle Version:739411, 739542, 739531	(19)	
4148 K, 11946 ccm	04.03 -	Baumuster / Type:932.315	(28)	
4151 K	05.05 -			
4141 K	04.03 -	Achsausführung / Axle Version:739411, 739542, 739531	(19)	
4144 K, 320 kW	04.03 -	Baumuster / Type:932.314	(28)	
4146 K	04.03 -			
4141 B	04.03 -	Achsausführung / Axle Version:739411, 739542, 739531	(19)	
4144 B	04.03 -	für Fzg. mit zul. Gesamtgewicht [t] / for vehicles with permissible total weight [t]:41	(121)	
4146 B	04.03 -	Baumuster / Type:933.314/317/319	(28)	
4148 B	04.03 -			
4148 K, 15928 ccm	04.03 -	Achsausführung / Axle Version:739.411/542/531	(19)	
4150 K	04.03 -	Baumuster / Type:932.315	(28)	
4155 K	04.03 -			
4160 K	04.03 -			
4140 B	04.03 -	Achsausführung / Axle Version:739.411/542/531	(19)	
4143 B	04.03 -	für Fzg. mit zul. Gesamtgewicht [t] / for vehicles with permissible total weight [t]:41 Baumuster / Type:933.314/317	(121) (28)	
4141	06.08 -	1.VA / 1st FA Achsausführung / Axle Version:739.542 Achslast [t] / Axle Load [t]:7,5 Baumuster / Type:930.319	(15) (19) (23) (28)	
4141	06.08 -	2.VA / 2nd FA Achsausführung / Axle Version:739.411 Achslast [t] / Axle Load [t]:9,0 Baumuster / Type:930.319	(17) (19) (23) (28)	
4141 L	01.03 -	 Achsausführung / Axle Version:739542 1.VA / 1st FA Radstand [mm] / Wheelbase [mm]:6300 Baumuster / Type:930.319	(19) (15) (76) (28)	



MERCEDES-BENZ



ACTROS 4036 - 4841 8x4/4 06.96 -

 6	<p>Spurstange / Rod Assembly Führungsstange / Guide Rod beidseitig verstellbar / Adjustable on both sides Länge [mm] / Length [mm]:1596 Konusmaß [mm] / Cone Size [mm]:32 Rohr-Ø [mm] / Pipe Ø [mm]:50 mit Zubehör / with accessories</p>	(9) (46) (100) (69) (58) (80) (140)	<p>23994 01 949 330 17 03 ▲ 11394 04 ▲ 12280 04</p>	
	4140 K, 290 kW 4143 K 4146 K 4148 K, 15928 ccm 4140 B 4140 K, 290-300 kW 4144 K, 315-320 kW 4148 K, 11946 ccm 4151 K 4141 K 4144 K, 320 kW 4146 K 4141 B 4144 B 4146 B 4148 B 4148 K, 15928 ccm 4150 K 4155 K 4160 K 4140 B 4143 B 4141 4141 L	04.97 - 10.02 04.97 - 10.02 10.97 - 04.97 - 10.02 04.97 - 10.02 04.03 - 04.03 - 04.03 - 04.03 - 04.03 - 04.03 - 04.03 - 04.03 - 04.03 - 04.03 - 04.03 - 04.03 - 04.03 - 06.08 - 01.03 -	Achsausführung / Axle Version:739542 Baumuster / Type:952.314-315/317 Achsausführung / Axle Version:739.542 Baumuster / Type:952.314-315/317 Achsausführung / Axle Version:739542 Baumuster / Type:952.314-315 Achsausführung / Axle Version:739542 Baumuster / Type:953.314/317 Achsausführung / Axle Version:739542 Baumuster / Type:932.314-315/317 Achsausführung / Axle Version:739542 Baumuster / Type:932.315 Achsausführung / Axle Version:739542 Baumuster / Type:932.314 Achsausführung / Axle Version:739542 für Fzg. mit zul. Gesamtgewicht [t] / for vehicles with permissible total weight [t]:41 Baumuster / Type:933.314/317/319 Achsausführung / Axle Version:739.542 Baumuster / Type:932.315 Achsausführung / Axle Version:739.542 für Fzg. mit zul. Gesamtgewicht [t] / for vehicles with permissible total weight [t]:41 Baumuster / Type:933.314/317 1.VA / 1st FA Achsausführung / Axle Version:739.542 Achslast [t] / Axle Load [t]:7,5 Baumuster / Type:930.319  Achsausführung / Axle Version:739542 1.VA / 1st FA Radstand [mm] / Wheelbase [mm]:6300 Baumuster / Type:930.319	(19) (28) (19) (28) (19) (28) (19) (28) (19) (28) (19) (28) (19) (28) (19) (28) (19) (28) (19) (28) (19) (28) (19) (28) (15) (19) (23) (28) (19) (15) (76) (28)



MERCEDES-BENZ











ACTROS 4036 - 4841 8x4/4 06.96 -

6	Spurstange / Rod Assembly Führungsstange / Guide Rod beidseitig verstellbar / Adjustable on both sides Länge [mm] / Length [mm]:1532 Konusmaß [mm] / Cone Size [mm]:32 Rohr-Ø [mm] / Pipe Ø [mm]:50 mit Zubehör / with accessories	(9) (46) (100) (69) (58) (80) (140)	23995 01 949 330 18 03  11394 04 12280 04		
	4140 K, 290 kW	04.97 - 10.02	Achsausführung / Axle Version:739411, 739410 Baumuster / Type:952.314-315/317	(19) (28)	
	4143 K 4146 K	04.97 - 10.02 10.97 -	Achsausführung / Axle Version:739.411/410 Baumuster / Type:952.314-315/317	(19) (28)	
	4148 K, 15928 ccm	04.97 - 10.02	Achsausführung / Axle Version:739411, 739410 Baumuster / Type:952.314-315	(19) (28)	
	4140 B	04.97 - 10.02	Achsausführung / Axle Version:739411, 739410 Baumuster / Type:953.314/317	(19) (28)	
	4140 K, 290-300 kW	04.03 -	Achsausführung / Axle Version:739411, 739410 Baumuster / Type:932.314-315/317	(19) (28)	
	4144 K, 315-320 kW 4148 K, 11946 ccm 4151 K	04.03 - 04.03 - 05.05 -	Achsausführung / Axle Version:739411, 739410 Baumuster / Type:932.315	(19) (28)	
	4141 K 4144 K, 320 kW 4146 K	04.03 - 04.03 - 04.03 -	Achsausführung / Axle Version:739411, 739410 Baumuster / Type:932.314	(19) (28)	
	4141 B 4144 B 4146 B 4148 B	04.03 - 04.03 - 04.03 - 04.03 -	für Fzg. mit zul. Gesamtgewicht [t] / for vehicles with permissible total weight [t]:33 Achsausführung / Axle Version:739411, 739410, 6x4 Baumuster / Type:933.314/317/319	(121) (19) (28)	
	4148 K, 15928 ccm 4150 K 4155 K 4160 K	04.03 - 04.03 - 04.03 - 04.03 -	Achsausführung / Axle Version:739.411/410 Baumuster / Type:932.315	(19) (28)	
	4140 B 4143 B	04.03 - 04.03 -	für Fzg. mit zul. Gesamtgewicht [t] / for vehicles with permissible total weight [t]:33 Achsausführung / Axle Version:739.411/410, 6x4 Baumuster / Type:933.314/317	(121) (19) (28)	
	4141	06.08 -	2.VA / 2nd FA Achsausführung / Axle Version:739.410-411 Achslast [t] / Axle Load [t]:9,0 Baumuster / Type:930.319	(17) (19) (23) (28)	
	6	Spurstange / Rod Assembly Führungsstange / Guide Rod einseitig verstellbar / Adjustable on one side Länge [mm] / Length [mm]:1700 Konusmaß [mm] / Cone Size [mm]:32 Rohr-Ø [mm] / Pipe Ø [mm]:52 mit Zubehör / with accessories mit Kronenmutter / with crown nut	(9) (46) (101) (69) (58) (80) (140) (134)	37330 01 949 330 04 03  30737 01 37235 01	
		4140 B	04.97 - 10.02	Achsausführung / Axle Version:739530 Baumuster / Type:953.314/317	(19) (28)
		4140 K, 290-300 kW	04.03 -	Achsausführung / Axle Version:739530 Baumuster / Type:932.314-315/317	(19) (28)
4144 K, 315-320 kW 4148 K, 11946 ccm 4151 K		04.03 - 04.03 - 05.05 -	Achsausführung / Axle Version:739530 Baumuster / Type:932.315	(19) (28)	
4141 K 4144 K, 320 kW 4146 K		04.03 - 04.03 - 04.03 -	Achsausführung / Axle Version:739530 Baumuster / Type:932.314	(19) (28)	
4141 B 4144 B 4146 B 4148 B		04.03 - 04.03 - 04.03 - 04.03 -	Achsausführung / Axle Version:739530 für Fzg. mit zul. Gesamtgewicht [t] / for vehicles with permissible total weight [t]:41 Baumuster / Type:933.314/317/319	(19) (121) (28)	
4148 K, 15928 ccm 4150 K 4155 K 4160 K		04.03 - 04.03 - 04.03 - 04.03 -	Achsausführung / Axle Version:739.530 Baumuster / Type:932.315	(19) (28)	
4140 B 4143 B		04.03 - 04.03 -	Achsausführung / Axle Version:739.530 Baumuster / Type:933.314/317	(19) (28)	



MERCEDES-BENZ

ACTROS 4036 - 4841 8x4/4 06.96 -

 6	Spurstange / Rod Assembly Führungsstange / Guide Rod einseitig verstellbar / Adjustable on one side Länge [mm] / Length [mm]:1687 Konusmaß [mm] / Cone Size [mm]:32 Rohr-Ø [mm] / Pipe Ø [mm]:52 mit Zubehör / with accessories mit Kronenmutter / with crown nut	(9) (46) (101) (69) (58) (80) (140) (134)	37331 01 949 330 16 03 30737 01 37235 01		
	4140 K, 290 kW	04.97 - 10.02	Achsausführung / Axle Version:739541 Baumuster / Type:952.314-315/317	(19) (28)	
	4143 K 4146 K	04.97 - 10.02 10.97 -	Achsausführung / Axle Version:739.541 Baumuster / Type:952.314-315/317	(19) (28)	
	4148 K, 15928 ccm	04.97 - 10.02	Achsausführung / Axle Version:739541 Baumuster / Type:952.314-315	(19) (28)	
	4140 B	04.97 - 10.02	Achsausführung / Axle Version:739541 Baumuster / Type:953.314/317	(19) (28)	
	4140 K, 290-300 kW	04.03 -	Achsausführung / Axle Version:739541 Baumuster / Type:932.314-315/317	(19) (28)	
	4144 K, 315-320 kW 4148 K, 11946 ccm 4151 K	04.03 - 04.03 - 05.05 -	Achsausführung / Axle Version:739541 Baumuster / Type:932.315	(19) (28)	
	4141 K 4144 K, 320 kW 4146 K	04.03 - 04.03 - 04.03 -	Achsausführung / Axle Version:739541 Baumuster / Type:932.314	(19) (28)	
	4141 B 4144 B 4146 B 4148 B	04.03 - 04.03 - 04.03 - 04.03 -	Achsausführung / Axle Version:739541 für Fzg. mit zul. Gesamtgewicht [t] / for vehicles with permissible total weight [t]:41 Baumuster / Type:933.314/317/319	(19) (121) (28)	
	4148 K, 15928 ccm 4150 K 4155 K 4160 K	04.03 - 04.03 - 04.03 - 04.03 -	Achsausführung / Axle Version:739.541 Baumuster / Type:932.315	(19) (28)	
	4140 B 4143 B	04.03 - 04.03 -	Achsausführung / Axle Version:739.541 für Fzg. mit zul. Gesamtgewicht [t] / for vehicles with permissible total weight [t]:41 Baumuster / Type:933.314/317	(19) (121) (28)	
	4141	06.08 -	1.VA / 1st FA Achsausführung / Axle Version:739.541 Achslast [t] / Axle Load [t]:7,5 Baumuster / Type:930.319	(15) (19) (23) (28)	
	4141 L	01.03 -	 Achsausführung / Axle Version:739541 1.VA / 1st FA Radstand [mm] / Wheelbase [mm]:6300 Baumuster / Type:930.319	(19) (15) (76) (28)	
	 14	Stange/Strebe, Stabilisator / Rod/Strut, stabiliser Koppelstange / Coupling Rod Länge [mm] / Length [mm]:1815 Rohr-Ø [mm] / Pipe Ø [mm]:60 nicht verstellbar / not adjustable ohne Zubehör / without accessories	(11) (60) (69) (80) (146) (149)	30764 01 000 322 07 23	
		4141	06.08 -	 für Fahrzeuge mit Retarder / for vehicles with retarder für Fahrzeuge mit Nebenantrieb / for vehicles with PTO Baumuster / Type:930.319	(110) (109) (28)
 14	Stange/Strebe, Stabilisator / Rod/Strut, stabiliser Koppelstange / Coupling Rod Länge [mm] / Length [mm]:1815 Rohr-Ø [mm] / Pipe Ø [mm]:58 nicht verstellbar / not adjustable ohne Zubehör / without accessories	(11) (60) (69) (80) (146) (149)	30765 01 000 322 06 23		
	4141	06.08 -	 für Fahrzeuge mit Nebenantrieb / for vehicles with PTO Baumuster / Type:930.319	(109) (28)	
	4141	06.08 -	 für Fahrzeuge ohne Retarder / for vehicles without retarder für Fahrzeuge ohne Nebenantrieb / for vehicles without PTO Baumuster / Type:930.319	(119) (118) (28)	




MERCEDES-BENZ

ACTROS 4036 - 4841

8x4/4

06.96 -

16	Stange/Strebe, Stabilisator / Rod/Strut, stabiliser Koppelstange / Coupling Rod Länge [mm] / Length [mm]:1815 Rohr-Ø [mm] / Pipe Ø [mm]:60 nicht verstellbar / not adjustable ohne Zubehör / without accessories	(11) (60) (69) (80) (146) (149)	30764 01 000 322 07 23	
4140 K, 290 kW 4143 K 4146 K 4148 K, 15928 ccm	04.97 - 10.02 04.97 - 10.02 10.97 - 04.97 - 10.02		Druckstange / Pressure Rod (39) für Fahrzeuge mit Nebenantrieb / for vehicles with PTO (109) für Fahrzeuge ohne Retarder / for vehicles without retarder (119) Baumuster / Type:952.314-315/317 (28)	
4140 K, 290 kW 4143 K 4146 K 4148 K, 15928 ccm	04.97 - 10.02 04.97 - 10.02 10.97 - 04.97 - 10.02		Druckstange / Pressure Rod (39) für Fahrzeuge mit Nebenantrieb / for vehicles with PTO (109) für Fahrzeuge mit Retarder / for vehicles with retarder (110) Baumuster / Type:952.314-315/317 (28)	
4140 B	04.97 - 10.02		Druckstange / Pressure Rod (39) für Fahrzeuge mit Nebenantrieb / for vehicles with PTO (109) für Fahrzeuge ohne Retarder / for vehicles without retarder (119) Baumuster / Type:953.314/317 (28)	
4140 B	04.97 - 10.02		Druckstange / Pressure Rod (39) für Fahrzeuge mit Nebenantrieb / for vehicles with PTO (109) für Fahrzeuge mit Retarder / for vehicles with retarder (110) Baumuster / Type:953.314/317 (28)	
4140 K, 290-300 kW 4141 K 4144 K, 320 kW 4144 K, 315-320 kW 4146 K 4148 K, 11946 ccm 4151 K	04.03 - 04.03 - 04.03 - 04.03 - 04.03 - 04.03 - 05.05 -		Druckstange / Pressure Rod (39) für Fahrzeuge mit Nebenantrieb / for vehicles with PTO (109) für Fahrzeuge mit Retarder / for vehicles with retarder (110) Baumuster / Type:932.314-315/317 (28)	
4140 K, 290-300 kW 4141 K 4144 K, 320 kW 4144 K, 315-320 kW 4146 K 4148 K, 11946 ccm 4151 K	04.03 - 04.03 - 04.03 - 04.03 - 04.03 - 04.03 - 05.05 -		Druckstange / Pressure Rod (39) für Fahrzeuge mit Nebenantrieb / for vehicles with PTO (109) für Fahrzeuge ohne Retarder / for vehicles without retarder (119) Baumuster / Type:932.314-315/317 (28)	
4141 B 4144 B 4146 B 4148 B	04.03 - 04.03 - 04.03 - 04.03 -		Druckstange / Pressure Rod (39) für Fahrzeuge mit Nebenantrieb / for vehicles with PTO (109) für Fahrzeuge ohne Retarder / for vehicles without retarder (119) Baumuster / Type:933.314/317/319 (28)	
4141 B 4144 B 4146 B 4148 B	04.03 - 04.03 - 04.03 - 04.03 -		Druckstange / Pressure Rod (39) für Fahrzeuge mit Nebenantrieb / for vehicles with PTO (109) für Fahrzeuge mit Retarder / for vehicles with retarder (110) Baumuster / Type:933.314/317/319 (28)	
4148 K, 15928 ccm 4150 K 4155 K 4160 K	04.03 - 04.03 - 04.03 - 04.03 -		Druckstange / Pressure Rod (39) für Fahrzeuge mit Nebenantrieb / for vehicles with PTO (109) für Fahrzeuge ohne Retarder / for vehicles without retarder (119) Baumuster / Type:932.315 (28)	
4148 K, 15928 ccm 4150 K 4155 K 4160 K	04.03 - 04.03 - 04.03 - 04.03 -		Druckstange / Pressure Rod (39) für Fahrzeuge mit Nebenantrieb / for vehicles with PTO (109) für Fahrzeuge mit Retarder / for vehicles with retarder (110) Baumuster / Type:932.315 (28)	
4140 B 4143 B	04.03 - 04.03 -		Druckstange / Pressure Rod (39) für Fahrzeuge mit Nebenantrieb / for vehicles with PTO (109) für Fahrzeuge ohne Retarder / for vehicles without retarder (119) Baumuster / Type:933.314/317 (28)	
4140 B 4143 B	04.03 - 04.03 -		Druckstange / Pressure Rod (39) für Fahrzeuge mit Nebenantrieb / for vehicles with PTO (109) für Fahrzeuge mit Retarder / for vehicles with retarder (110) Baumuster / Type:933.314/317 (28)	

Pos





Ref.



MERCEDES-BENZ


ACTROS 4036 - 4841 8x4/4 06.96 -

 16	<p>Stange/Strebe, Stabilisator / Rod/Strut, stabiliser</p> <p>Koppelstange / Coupling Rod Länge [mm] / Length [mm]:1815 Rohr-Ø [mm] / Pipe Ø [mm]:60 nicht verstellbar / not adjustable ohne Zubehör / without accessories</p>	(11) (60) (69) (80) (146) (149)	30764 01 000 322 07 23 	
	4141 L 01.03 -			⌚ Druckstange / Pressure Rod (39) für Fahrzeuge mit Nebenantrieb / for vehicles with PTO (109) für Fahrzeuge mit Retarder / for vehicles with retarder (110) Baumuster / Type:930.319 (28)
	4141 L 01.03 -			⌚ Druckstange / Pressure Rod (39) für Fahrzeuge mit Nebenantrieb / for vehicles with PTO (109) für Fahrzeuge ohne Retarder / for vehicles without retarder (119) Baumuster / Type:930.306 (28)



MERCEDES-BENZ

ACTROS 4036 - 4841 8x4/4 06.96 -

16	Stange/Strebe, Stabilisator / Rod/Strut, stabiliser	(11)	30765 01 000 322 06 23
	Koppelstange / Coupling Rod Länge [mm] / Length [mm]:1815 Rohr-Ø [mm] / Pipe Ø [mm]:58 nicht verstellbar / not adjustable ohne Zubehör / without accessories	(60) (69) (80) (146) (149)	
	4140 K, 290 kW 4143 K 4146 K 4148 K, 15928 ccm	04.97 - 10.02 04.97 - 10.02 10.97 - 04.97 - 10.02	☞ Druckstange / Pressure Rod für Fahrzeuge ohne Retarder / for vehicles without retarder für Fahrzeuge mit Nebenantrieb / for vehicles with PTO Baumuster / Type:952.314-315/317
	4140 K, 290 kW 4143 K 4146 K 4148 K, 15928 ccm	04.97 - 10.02 04.97 - 10.02 10.97 - 04.97 - 10.02	☞ Druckstange / Pressure Rod für Fahrzeuge mit Retarder / for vehicles with retarder für Fahrzeuge ohne Nebenantrieb / for vehicles without PTO Baumuster / Type:952.314-315/317
	4140 K, 290 kW 4143 K 4146 K 4148 K, 15928 ccm	04.97 - 10.02 04.97 - 10.02 10.97 - 04.97 - 10.02	☞☞ Druckstange / Pressure Rod für Fahrzeuge ohne Retarder / for vehicles without retarder für Fahrzeuge ohne Nebenantrieb / for vehicles without PTO Baumuster / Type:952.314-315/317
	4140 B	04.97 - 10.02	☞ Druckstange / Pressure Rod für Fahrzeuge ohne Retarder / for vehicles without retarder für Fahrzeuge mit Nebenantrieb / for vehicles with PTO Baumuster / Type:953.314/317
	4140 B	04.97 - 10.02	☞☞ Druckstange / Pressure Rod für Fahrzeuge ohne Retarder / for vehicles without retarder für Fahrzeuge ohne Nebenantrieb / for vehicles without PTO Baumuster / Type:953.314/317
	4140 B	04.97 - 10.02	☞ Druckstange / Pressure Rod für Fahrzeuge mit Retarder / for vehicles with retarder für Fahrzeuge ohne Nebenantrieb / for vehicles without PTO Baumuster / Type:953.314/317
	4140 K, 290-300 kW 4141 K 4144 K, 320 kW 4144 K, 315-320 kW 4146 K 4148 K, 11946 ccm 4151 K	04.03 - 04.03 - 04.03 - 04.03 - 04.03 - 04.03 - 05.05 -	☞ Druckstange / Pressure Rod für Fahrzeuge ohne Retarder / for vehicles without retarder für Fahrzeuge mit Nebenantrieb / for vehicles with PTO Baumuster / Type:932.314-315/317
	4140 K, 290-300 kW 4141 K 4144 K, 320 kW 4144 K, 315-320 kW 4146 K 4148 K, 11946 ccm 4151 K	04.03 - 04.03 - 04.03 - 04.03 - 04.03 - 04.03 - 05.05 -	☞ Druckstange / Pressure Rod für Fahrzeuge mit Retarder / for vehicles with retarder für Fahrzeuge ohne Nebenantrieb / for vehicles without PTO Baumuster / Type:932.314-315/317
	4140 K, 290-300 kW 4141 K 4144 K, 320 kW 4144 K, 315-320 kW 4146 K 4148 K, 11946 ccm 4151 K	04.03 - 04.03 - 04.03 - 04.03 - 04.03 - 04.03 - 05.05 -	☞☞ Druckstange / Pressure Rod für Fahrzeuge ohne Retarder / for vehicles without retarder für Fahrzeuge ohne Nebenantrieb / for vehicles without PTO Baumuster / Type:932.314-315/317
	4140 B 4141 B 4143 B 4144 B 4146 B 4148 B	04.03 - 04.03 - 04.03 - 04.03 - 04.03 - 04.03 -	☞☞ Druckstange / Pressure Rod für Fahrzeuge ohne Retarder / for vehicles without retarder für Fahrzeuge ohne Nebenantrieb / for vehicles without PTO Baumuster / Type:933.314/317
	4140 B 4141 B 4143 B 4144 B 4146 B 4148 B	04.03 - 04.03 - 04.03 - 04.03 - 04.03 - 04.03 -	☞ Druckstange / Pressure Rod für Fahrzeuge ohne Retarder / for vehicles without retarder für Fahrzeuge mit Nebenantrieb / for vehicles with PTO Baumuster / Type:933.314/317
	4140 B 4141 B 4143 B 4144 B 4146 B 4148 B	04.03 - 04.03 - 04.03 - 04.03 - 04.03 - 04.03 -	☞ Druckstange / Pressure Rod für Fahrzeuge mit Retarder / for vehicles with retarder für Fahrzeuge ohne Nebenantrieb / for vehicles without PTO Baumuster / Type:933.314/317

Pos








Ref.



MERCEDES-BENZ


ACTROS 4036 - 4841 8x4/4 06.96 -

 16	Stange/Strebe, Stabilisator / Rod/Strut, stabiliser Koppelstange / Coupling Rod Länge [mm] / Length [mm]:1815 Rohr-Ø [mm] / Pipe Ø [mm]:58 nicht verstellbar / not adjustable ohne Zubehör / without accessories	(11) (60) (69) (80) (146) (149)	30765 01 000 322 06 23 
	4148 K, 15928 ccm 04.03 - 4150 K 04.03 - 4155 K 04.03 - 4160 K 04.03 -	 Druckstange / Pressure Rod für Fahrzeuge mit Retarder / for vehicles with retarder für Fahrzeuge ohne Nebenantrieb / for vehicles without PTO Baumuster / Type:932.315	(39) (110) (118) (28)
	4148 K, 15928 ccm 04.03 - 4150 K 04.03 - 4155 K 04.03 - 4160 K 04.03 -	 Druckstange / Pressure Rod für Fahrzeuge ohne Retarder / for vehicles without retarder für Fahrzeuge mit Nebenantrieb / for vehicles with PTO Baumuster / Type:932.315	(39) (119) (109) (28)
	4148 K, 15928 ccm 04.03 - 4150 K 04.03 - 4155 K 04.03 - 4160 K 04.03 -	 Druckstange / Pressure Rod für Fahrzeuge ohne Retarder / for vehicles without retarder für Fahrzeuge ohne Nebenantrieb / for vehicles without PTO Baumuster / Type:932.315	(39) (119) (118) (28)



MERCEDES-BENZ










ACTROS 4036 - 4841 8x4/4 06.96 -

16	Stange/Strebe, Stabilisator / Rod/Strut, stabiliser Koppelstange / Coupling Rod Länge [mm] / Length [mm]:1815 Rohr-Ø [mm] / Pipe Ø [mm]:80 nicht verstellbar / not adjustable ohne Zubehör / without accessories	(11) (60) (69) (80) (146) (149)	31104 01  000 322 05 23
4140 K, 290 kW 4143 K 4146 K 4148 K, 15928 ccm	04.97 - 10.02 04.97 - 10.02 10.97 - 04.97 - 10.02	☞ Druckstange / Pressure Rod für Fahrzeuge mit Retarder / for vehicles with retarder für Fahrzeuge mit Nebenantrieb / for vehicles with PTO Baumuster / Type:952.314-315/317	(39) (110) (109) (28)
4140 K, 290 kW 4143 K 4146 K 4148 K, 15928 ccm	04.97 - 10.02 04.97 - 10.02 10.97 - 04.97 - 10.02	☞ Druckstange / Pressure Rod für Fahrzeuge mit Retarder / for vehicles with retarder für Fahrzeuge ohne Nebenantrieb / for vehicles without PTO Baumuster / Type:952.314-315/317	(39) (110) (118) (28)
4140 B	04.97 - 10.02	☞ Druckstange / Pressure Rod für Fahrzeuge mit Retarder / for vehicles with retarder für Fahrzeuge ohne Nebenantrieb / for vehicles without PTO Baumuster / Type:953.314/317	(39) (110) (118) (28)
4140 B	04.97 - 10.02	☞ Druckstange / Pressure Rod für Fahrzeuge mit Retarder / for vehicles with retarder für Fahrzeuge mit Nebenantrieb / for vehicles with PTO Baumuster / Type:953.314/317	(39) (110) (109) (28)
4140 K, 290-300 kW 4141 K 4144 K, 320 kW 4144 K, 315-320 kW 4146 K 4148 K, 11946 ccm 4151 K	04.03 - 04.03 - 04.03 - 04.03 - 04.03 - 04.03 - 05.05 -	☞ Druckstange / Pressure Rod für Fahrzeuge mit Retarder / for vehicles with retarder für Fahrzeuge mit Nebenantrieb / for vehicles with PTO Baumuster / Type:932.314-315/317	(39) (110) (109) (28)
4140 K, 290-300 kW 4141 K 4144 K, 320 kW 4144 K, 315-320 kW 4146 K 4148 K, 11946 ccm 4151 K	04.03 - 04.03 - 04.03 - 04.03 - 04.03 - 04.03 - 05.05 -	☞ Druckstange / Pressure Rod für Fahrzeuge mit Retarder / for vehicles with retarder für Fahrzeuge ohne Nebenantrieb / for vehicles without PTO Baumuster / Type:932.314-315/317	(39) (110) (118) (28)
4141 B 4144 B 4146 B 4148 B	04.03 - 04.03 - 04.03 - 04.03 -	☞ Druckstange / Pressure Rod für Fahrzeuge mit Retarder / for vehicles with retarder für Fahrzeuge mit Nebenantrieb / for vehicles with PTO Baumuster / Type:933.314/317/319	(39) (110) (109) (28)
4141 B 4144 B 4146 B 4148 B	04.03 - 04.03 - 04.03 - 04.03 -	☞ Druckstange / Pressure Rod für Fahrzeuge mit Retarder / for vehicles with retarder für Fahrzeuge ohne Nebenantrieb / for vehicles without PTO Baumuster / Type:933.314/317/319	(39) (110) (118) (28)
4148 K, 15928 ccm 4150 K 4155 K 4160 K	04.03 - 04.03 - 04.03 - 04.03 -	☞ Druckstange / Pressure Rod für Fahrzeuge mit Retarder / for vehicles with retarder für Fahrzeuge ohne Nebenantrieb / for vehicles without PTO Baumuster / Type:932.315	(39) (110) (118) (28)
4148 K, 15928 ccm 4150 K 4155 K 4160 K	04.03 - 04.03 - 04.03 - 04.03 -	☞ Druckstange / Pressure Rod für Fahrzeuge mit Retarder / for vehicles with retarder für Fahrzeuge mit Nebenantrieb / for vehicles with PTO Baumuster / Type:932.315	(39) (110) (109) (28)
4140 B 4143 B	04.03 - 04.03 -	☞ Druckstange / Pressure Rod für Fahrzeuge mit Retarder / for vehicles with retarder für Fahrzeuge ohne Nebenantrieb / for vehicles without PTO Baumuster / Type:933.314/317	(39) (110) (118) (28)
4140 B 4143 B	04.03 - 04.03 -	☞ Druckstange / Pressure Rod für Fahrzeuge mit Retarder / for vehicles with retarder für Fahrzeuge mit Nebenantrieb / for vehicles with PTO Baumuster / Type:933.314/317	(39) (110) (109) (28)














MERCEDES-BENZ

ACTROS 4036 - 4841 8x4/4 06.96 -

 10	<p>Lenker, Radaufhängung / Track Control Arm Längslenker / Trailing Arm nicht verstellbar / not adjustable Länge [mm] / Length [mm]:615 Rohr-Ø [mm] / Pipe Ø [mm]:52 Bohrung-Ø 1 / Bohrung-Ø 2 [mm] / Bore Ø 1 / Bore Ø 2 [mm]:21/21 Lochabstand 1/Lochabstand 2 / Hole Pitch 1/ Hole Pitch 2:152/152 Molekularlager / Molecular Bearing</p>	(5) (70) (146) (69) (80) (30) (67) (71)	<p>22989 01 948 350 25 05 © 25158 01</p> 
	4140 K, 290 kW 4143 K 4146 K 4148 K, 15928 ccm	04.97 - 10.02 04.97 - 10.02 10.97 - 04.97 - 10.02	 Doppelachsaggregat / Tandem-axle Assembly (36) 1.HA / 1st RA (14) 2.HA / 2nd RA (16) Achsabstand [mm] / Centre Distance [mm]:1450 (18) Radstand [mm] / Wheelbase [mm]:4200 (76) Radstand [mm] / Wheelbase [mm]:4500 (76) Radstand [mm] / Wheelbase [mm]:5100 (76) Baumuster / Type:952.314-315/317 (28)
	4140 B	04.97 - 10.02	 Doppelachsaggregat / Tandem-axle Assembly (36) 1.HA / 1st RA (14) 2.HA / 2nd RA (16) Radstand [mm] / Wheelbase [mm]:1450 (76) Radstand [mm] / Wheelbase [mm]:4200 (76) Radstand [mm] / Wheelbase [mm]:4500 (76) Radstand [mm] / Wheelbase [mm]:5100 (76) Baumuster / Type:953.314/317 (28)
	4140 K, 290-300 kW 4141 K 4144 K, 320 kW 4144 K, 315-320 kW 4146 K 4148 K, 11946 ccm 4151 K	04.03 - 04.03 - 04.03 - 04.03 - 04.03 - 04.03 - 05.05 -	 Doppelachsaggregat / Tandem-axle Assembly (36) 1.HA / 1st RA (14) 2.HA / 2nd RA (16) Achsabstand [mm] / Centre Distance [mm]:1450 (18) Radstand [mm] / Wheelbase [mm]:4200 (76) Radstand [mm] / Wheelbase [mm]:4500 (76) Radstand [mm] / Wheelbase [mm]:5100 (76) Baumuster / Type:932.314-315/317 (28)
	4141 B 4144 B 4146 B 4148 B	04.03 - 04.03 - 04.03 - 04.03 -	 Doppelachsaggregat / Tandem-axle Assembly (36) 1.HA / 1st RA (14) 2.HA / 2nd RA (16) Achsabstand [mm] / Centre Distance [mm]:1450 (18) Radstand [mm] / Wheelbase [mm]:4200 (76) Radstand [mm] / Wheelbase [mm]:5100 (76) Radstand [mm] / Wheelbase [mm]:5800 (76) für Fzg. mit zul. Gesamtgewicht [t] / for vehicles with permissible total weight [t]:41 (121) Baumuster / Type:933.314/317/319 (28)
	4148 K, 15928 ccm 4150 K 4155 K 4160 K	04.03 - 04.03 - 04.03 - 04.03 -	 Doppelachsaggregat / Tandem-axle Assembly (36) 1.HA / 1st RA (14) 2.HA / 2nd RA (16) Achsabstand [mm] / Centre Distance [mm]:1450 (18) Baumuster / Type:932.315 (28)
	4140 B 4143 B	04.03 - 04.03 -	 Doppelachsaggregat / Tandem-axle Assembly (36) 1.HA / 1st RA (14) 2.HA / 2nd RA (16) Achsabstand [mm] / Centre Distance [mm]:1450 (18) Baumuster / Type:933.314/317 (28)
	4141 L	01.03 -	 Doppelachsaggregat / Tandem-axle Assembly (36) 1.HA / 1st RA (14) 2.HA / 2nd RA (16) Radstand [mm] / Wheelbase [mm]:1450 (76) Radstand [mm] / Wheelbase [mm]:6300 (76) Baumuster / Type:930.319 (28)

MERCEDES-BENZ









ACTROS 4036 - 4841 **8x4/4** **06.96 -**

 10	Lenker, Radaufhängung / Track Control Arm	(5)	29461 01 948 350 24 05
	Längslenker / Trailing Arm nicht verstellbar / not adjustable Länge [mm] / Length [mm]:565 Rohr-Ø [mm] / Pipe Ø [mm]:52 Bohrung-Ø 1 / Bohrung-Ø 2 [mm] / Bore Ø 1 / Bore Ø 2 [mm]:21/21 Lochabstand 1/Lochabstand 2 / Hole Pitch 1/ Hole Pitch 2:152/152 Molekularlager / Molecular Bearing	(70) (146) (69) (80) (30) (67) (71)	
	4140 K, 290 kW 4148 K, 15928 ccm	04.97 - 10.02 04.97 - 10.02	 Doppelachsaggregat / Tandem-axle Assembly (36) 1.HA / 1st RA (14) 2.HA / 2nd RA (16) Radstand [mm] / Wheelbase [mm]:4200 (76) Radstand [mm] / Wheelbase [mm]:4500 (76) Radstand [mm] / Wheelbase [mm]:5100 (76) Baumuster / Type:952.314-315/317 (28)
	4143 K 4146 K	04.97 - 10.02 10.97 -	 Doppelachsaggregat / Tandem-axle Assembly (36) 1.HA / 1st RA (14) 2.HA / 2nd RA (16) Baumuster / Type:952.314-315/317 (28)
	4140 B	04.97 - 10.02	 Doppelachsaggregat / Tandem-axle Assembly (36) 1.HA / 1st RA (14) 2.HA / 2nd RA (16) Radstand [mm] / Wheelbase [mm]:4200 (76) Radstand [mm] / Wheelbase [mm]:4500 (76) Radstand [mm] / Wheelbase [mm]:5100 (76) Baumuster / Type:953.314/317 (28)
	4140 K, 290-300 kW 4141 K 4144 K, 320 kW 4144 K, 315-320 kW 4146 K 4148 K, 11946 ccm 4151 K	04.03 - 04.03 - 04.03 - 04.03 - 04.03 - 04.03 - 05.05 -	 Doppelachsaggregat / Tandem-axle Assembly (36) 1.HA / 1st RA (14) 2.HA / 2nd RA (16) Radstand [mm] / Wheelbase [mm]:4200 (76) Radstand [mm] / Wheelbase [mm]:4500 (76) Radstand [mm] / Wheelbase [mm]:5100 (76) Baumuster / Type:932.314-315/317 (28)
	4141 B 4144 B 4146 B 4148 B	04.03 - 04.03 - 04.03 - 04.03 -	 Doppelachsaggregat / Tandem-axle Assembly (36) 1.HA / 1st RA (14) 2.HA / 2nd RA (16) Radstand [mm] / Wheelbase [mm]:4200 (76) Radstand [mm] / Wheelbase [mm]:5100 (76) Radstand [mm] / Wheelbase [mm]:5800 (76) für Fzg. mit zul. Gesamtgewicht [t] / for vehicles with permissible total weight [t]:41 (121) Baumuster / Type:933.314/317/319 (28)
	4148 K, 15928 ccm 4150 K 4155 K 4160 K	04.03 - 04.03 - 04.03 - 04.03 -	 Doppelachsaggregat / Tandem-axle Assembly (36) 1.HA / 1st RA (14) 2.HA / 2nd RA (16) Baumuster / Type:932.315 (28)
	4140 B 4143 B	04.03 - 04.03 -	 Doppelachsaggregat / Tandem-axle Assembly (36) 1.HA / 1st RA (14) 2.HA / 2nd RA (16) Baumuster / Type:933.314/317 (28)
	4141	06.08 -	 Doppelachsaggregat / Tandem-axle Assembly (36) 1.HA / 1st RA (14) 2.HA / 2nd RA (16) Baumuster / Type:930.319 (28)
	4141 L	01.03 -	 Doppelachsaggregat / Tandem-axle Assembly (36) 1.HA / 1st RA (14) 2.HA / 2nd RA (16) Radstand [mm] / Wheelbase [mm]:6300 (76) Baumuster / Type:930.319 (28)



MERCEDES-BENZ






ACTROS 4036 - 4841 8x4/4 06.96 -

 8	<p>Lenker, Radaufhängung / Track Control Arm Dreieckslenker (Nfz) / Wishbone (CV) Länge [mm] / Length [mm]:622 Lochabstand 1/Lochabstand 2 / Hole Pitch 1/ Hole Pitch 2:152/130/130 Bohrung-Ø 1 / Bohrung-Ø 2 [mm] / Bore Ø 1 / Bore Ø 2 [mm]:25/25/25 Rohr-Ø [mm] / Pipe Ø [mm]:46 Molekularlager / Molecular Bearing</p>	(5) (38) (69) (67) (30) (80) (71)	<p>23069 02 948 350 30 05 © 30590 01 © 30589 01</p> 
	4140 K, 290 kW 4148 K, 15928 ccm	04.97 - 10.02 04.97 - 10.02	 Doppelachsaggregat / Tandem-axle Assembly (36) Achsausführung / Axle Version:2x10t, 2x13t (19) 1.HA / 1st RA (14) 2.HA / 2nd RA (16) Scheibenbremse / Disc Brake (83) Radstand [mm] / Wheelbase [mm]:4200 (76) Radstand [mm] / Wheelbase [mm]:4500 (76) Radstand [mm] / Wheelbase [mm]:5100 (76) Baumuster / Type:952.314-315/317 (28)
	4143 K 4146 K	04.97 - 10.02 10.97 -	 Doppelachsaggregat / Tandem-axle Assembly (36) Achsausführung / Axle Version:2x10t, 2x13t (19) 1.HA / 1st RA (14) 2.HA / 2nd RA (16) Scheibenbremse / Disc Brake (83) Baumuster / Type:952.314-315/317 (28)
	4140 B	04.97 - 10.02	 Doppelachsaggregat / Tandem-axle Assembly (36) Achsausführung / Axle Version:2x10t, 2x13t (19) 1.HA / 1st RA (14) 2.HA / 2nd RA (16) Scheibenbremse / Disc Brake (83) Radstand [mm] / Wheelbase [mm]:4200 (76) Radstand [mm] / Wheelbase [mm]:4500 (76) Radstand [mm] / Wheelbase [mm]:5100 (76) Baumuster / Type:953.314-315/317 (28)
	4140 K, 290-300 kW 4144 K, 320 kW 4144 K, 315-320 kW 4146 K 4148 K, 11946 ccm 4151 K	04.03 - 04.03 - 04.03 - 04.03 - 04.03 - 05.05 -	 Doppelachsaggregat / Tandem-axle Assembly (36) Achsausführung / Axle Version:2x10t, 2x13t (19) 1.HA / 1st RA (14) 2.HA / 2nd RA (16) Scheibenbremse / Disc Brake (83) Radstand [mm] / Wheelbase [mm]:4200 (76) Radstand [mm] / Wheelbase [mm]:4500 (76) Radstand [mm] / Wheelbase [mm]:5100 (76) Radstand [mm] / Wheelbase [mm]:5800 (76) Baumuster / Type:932.314-315/317/319 (28)
	4141 K	04.03 -	 Doppelachsaggregat / Tandem-axle Assembly (36) Achsausführung / Axle Version:2x10t, 2x13t (19) 1.HA / 1st RA (14) 2.HA / 2nd RA (16) Scheibenbremse / Disc Brake (83) Radstand [mm] / Wheelbase [mm]:4200 (76) Radstand [mm] / Wheelbase [mm]:4500 (76) Radstand [mm] / Wheelbase [mm]:5100 (76) Radstand [mm] / Wheelbase [mm]:5800 (76) Baumuster / Type:932.314-315/317 (28)
	4141 B 4144 B 4146 B 4148 B	04.03 - 04.03 - 04.03 - 04.03 -	 Doppelachsaggregat / Tandem-axle Assembly (36) Achsausführung / Axle Version:2x10t, 2x13t (19) 1.HA / 1st RA (14) 2.HA / 2nd RA (16) Scheibenbremse / Disc Brake (83) Radstand [mm] / Wheelbase [mm]:4200 (76) Radstand [mm] / Wheelbase [mm]:4500 (76) Radstand [mm] / Wheelbase [mm]:4800 (76) Radstand [mm] / Wheelbase [mm]:5100 (76) für Fzg. mit zul. Gesamtgewicht [t] / for vehicles with permissible total weight [t]:41 (121) Baumuster / Type:933.314-315/317/319 (28)



MERCEDES-BENZ










ACTROS 4036 - 4841 8x4/4 06.96 -

 8	Lenker, Radaufhängung / Track Control Arm		(5)	23069 02 948 350 30 05 © 30590 01 © 30589 01	
	Dreieckslenker (Nfz) / Wishbone (CV)		(38)		
	Länge [mm] / Length [mm]:622		(69)		
	Lochabstand 1/Lochabstand 2 / Hole Pitch 1/ Hole Pitch 2:152/130/130		(67)		
Bohrung-Ø 1 / Bohrung-Ø 2 [mm] / Bore Ø 1 / Bore Ø 2 [mm]:25/25/25		(30)			
Rohr-Ø [mm] / Pipe Ø [mm]:46		(80)			
Molekularlager / Molecular Bearing		(71)			
4148 K, 15928 ccm		04.03 -			
4150 K		04.03 -			
4155 K		04.03 -			
4160 K		04.03 -			
			Doppelachsaggregat / Tandem-axle Assembly (36) Achsausführung / Axle Version:2x10t, 2x13t (19) 1.HA / 1st RA (14) 2.HA / 2nd RA (16) Scheibenbremse / Disc Brake (83) Baumuster / Type:932.315 (28)		
4140 B		04.03 -			
4143 B		04.03 -			
			Doppelachsaggregat / Tandem-axle Assembly (36) Achsausführung / Axle Version:2x10t, 2x13t (19) 1.HA / 1st RA (14) 2.HA / 2nd RA (16) Scheibenbremse / Disc Brake (83) Baumuster / Type:933.314/317 (28)		
4141 L		01.03 -			
			Doppelachsaggregat / Tandem-axle Assembly (36) Achsausführung / Axle Version:2x10t, 2x13t (19) 1.HA / 1st RA (14) 2.HA / 2nd RA (16) Scheibenbremse / Disc Brake (83) Radstand [mm] / Wheelbase [mm]:6300 (76) Baumuster / Type:930.319 (28)		



MERCEDES-BENZ

ACTROS 4036 - 4841 8x4/4 06.96 -

 8	<p>Lenker, Radaufhängung / Track Control Arm Dreieckslenker (Nfz) / Wishbone (CV) Länge [mm] / Length [mm]:667 Lochabstand 1/Lochabstand 2 / Hole Pitch 1/ Hole Pitch 2:152/130/130 Bohrung-Ø 1 / Bohrung-Ø 2 [mm] / Bore Ø 1 / Bore Ø 2 [mm]:25/23/23 Rohr-Ø [mm] / Pipe Ø [mm]:60 Molekularlager / Molecular Bearing</p>	(5) (38) (69) (67) (30) (80) (71)	<p>25314 01 948 350 23 05 © 28706 01 © 28705 01</p> 
	4140 K, 290 kW 4148 K, 15928 ccm	04.97 - 10.02 04.97 - 10.02	 Doppelachsaggregat / Tandem-axle Assembly (36) Achsausführung / Axle Version:2x18t (19) 1.HA / 1st RA (14) 2.HA / 2nd RA (16) Scheibenbremse / Disc Brake (83) Radstand [mm] / Wheelbase [mm]:4200 (76) Radstand [mm] / Wheelbase [mm]:4500 (76) Radstand [mm] / Wheelbase [mm]:5100 (76) Baumuster / Type:952.314-315/317 (28)
	4143 K 4146 K	04.97 - 10.02 10.97 -	 Doppelachsaggregat / Tandem-axle Assembly (36) Achsausführung / Axle Version:2x18t (19) 1.HA / 1st RA (14) 2.HA / 2nd RA (16) Scheibenbremse / Disc Brake (83) Baumuster / Type:952.314-315/317 (28)
	4140 B	04.97 - 10.02	 Doppelachsaggregat / Tandem-axle Assembly (36) Achsausführung / Axle Version:2x18t (19) 1.HA / 1st RA (14) 2.HA / 2nd RA (16) Scheibenbremse / Disc Brake (83) Radstand [mm] / Wheelbase [mm]:4200 (76) Radstand [mm] / Wheelbase [mm]:5100 (76) Baumuster / Type:953.314/317 (28)
	4140 K, 290-300 kW	04.03 -	 Doppelachsaggregat / Tandem-axle Assembly (36) Achsausführung / Axle Version:2x18t (19) 1.HA / 1st RA (14) 2.HA / 2nd RA (16) Scheibenbremse / Disc Brake (83) Radstand [mm] / Wheelbase [mm]:4200 (76) Radstand [mm] / Wheelbase [mm]:4500 (76) Radstand [mm] / Wheelbase [mm]:5100 (76) Baumuster / Type:932.314-315/317 (28)
	4144 K, 315-320 kW 4148 K, 11946 ccm 4148 K, 15928 ccm 4150 K 4151 K 4155 K 4160 K	04.03 - 04.03 - 04.03 - 04.03 - 05.05 - 04.03 - 04.03 -	 Doppelachsaggregat / Tandem-axle Assembly (36) Achsausführung / Axle Version:2x18t (19) 1.HA / 1st RA (14) 2.HA / 2nd RA (16) Scheibenbremse / Disc Brake (83) Radstand [mm] / Wheelbase [mm]:4500 (76) Baumuster / Type:932.315 (28)
	4141 K 4144 K, 320 kW 4146 K	04.03 - 04.03 - 04.03 -	 Doppelachsaggregat / Tandem-axle Assembly (36) Achsausführung / Axle Version:2x18t (19) 1.HA / 1st RA (14) 2.HA / 2nd RA (16) Scheibenbremse / Disc Brake (83) Radstand [mm] / Wheelbase [mm]:4200 (76) Baumuster / Type:932.314 (28)
	4141 B 4144 B 4146 B 4148 B	04.03 - 04.03 - 04.03 - 04.03 -	 Doppelachsaggregat / Tandem-axle Assembly (36) Achsausführung / Axle Version:2x18t (19) 1.HA / 1st RA (14) 2.HA / 2nd RA (16) Scheibenbremse / Disc Brake (83) Radstand [mm] / Wheelbase [mm]:4200 (76) Radstand [mm] / Wheelbase [mm]:4500 (76) Radstand [mm] / Wheelbase [mm]:5100 (76) für Fzg. mit zul. Gesamtgewicht [t] / for vehicles with permissible total weight [t]:41 (121) Baumuster / Type:933.314/317/319 (28)






MERCEDES-BENZ

ACTROS 4036 - 4841

8x4/4










06.96 -

 8	<p>Lenker, Radaufhängung / Track Control Arm</p> <p>Dreieckslenker (Nfz) / Wishbone (CV)</p> <p>Länge [mm] / Length [mm]:667</p> <p>Lochabstand 1/Lochabstand 2 / Hole Pitch 1/ Hole Pitch 2:152/130/130</p> <p>Bohrung-Ø 1 / Bohrung-Ø 2 [mm] / Bore Ø 1 / Bore Ø 2 [mm]:25/23/23</p> <p>Rohr-Ø [mm] / Pipe Ø [mm]:60</p> <p>Molekularlager / Molecular Bearing</p>	<p>(5)</p> <p>(38)</p> <p>(69)</p> <p>(67)</p> <p>(30)</p> <p>(80)</p> <p>(71)</p>	<p>25314 01 948 350 23 05</p> <p>Ⓜ 28706 01</p> <p>Ⓜ 28705 01</p>	
	<p>4140 B 04.03 -</p> <p>4143 B 04.03 -</p>	<p></p> <p>Doppelachsaggregat / Tandem-axle Assembly</p> <p>Achsausführung / Axle Version:2x18t</p> <p>1.HA / 1st RA</p> <p>2.HA / 2nd RA</p> <p>Scheibenbremse / Disc Brake</p> <p>Baumuster / Type:933.314/317</p>	<p>(36)</p> <p>(19)</p> <p>(14)</p> <p>(16)</p> <p>(83)</p> <p>(28)</p>	



MERCEDES-BENZ





ACTROS 4036 - 4841 8x4/4 06.96 -

 8	<p>Lenker, Radaufhängung / Track Control Arm Dreieckslenker (Nfz) / Wishbone (CV) Länge [mm] / Length [mm]:621,5 Rohr-Ø [mm] / Pipe Ø [mm]:60 Bohrung-Ø 1 / Bohrung-Ø 2 [mm] / Bore Ø 1 / Bore Ø 2 [mm]:25/23/23 Lochabstand 1/Lochabstand 2 / Hole Pitch 1/ Hole Pitch 2:152/130/130 Molekularlager / Molecular Bearing</p>	(5) (38) (69) (80) (30) (67) (71)	<p>26031 01 948 350 22 05 © 28706 01 © 28705 01</p> 
	4140 K, 290 kW 4148 K, 15928 ccm	04.97 - 10.02 04.97 - 10.02	 Doppelachsaggregat / Tandem-axle Assembly (36) Achsausführung / Axle Version:2x16t (19) 1.HA / 1st RA (14) 2.HA / 2nd RA (16) Scheibenbremse / Disc Brake (83) Radstand [mm] / Wheelbase [mm]:4200 (76) Radstand [mm] / Wheelbase [mm]:4500 (76) Radstand [mm] / Wheelbase [mm]:5100 (76) Baumuster / Type:952.314-315/317 (28)
	4143 K 4146 K	04.97 - 10.02 10.97 -	 Doppelachsaggregat / Tandem-axle Assembly (36) Achsausführung / Axle Version:2x16t (19) 1.HA / 1st RA (14) 2.HA / 2nd RA (16) Scheibenbremse / Disc Brake (83) Baumuster / Type:952.314-315/317 (28)
	4140 B	04.97 - 10.02	 Doppelachsaggregat / Tandem-axle Assembly (36) Achsausführung / Axle Version:2x16t (19) 1.HA / 1st RA (14) 2.HA / 2nd RA (16) Scheibenbremse / Disc Brake (83) Radstand [mm] / Wheelbase [mm]:4200 (76) Radstand [mm] / Wheelbase [mm]:5100 (76) Baumuster / Type:953.314/317 (28)
	4140 K, 290-300 kW	04.03 -	 Doppelachsaggregat / Tandem-axle Assembly (36) Achsausführung / Axle Version:2x16t (19) 1.HA / 1st RA (14) 2.HA / 2nd RA (16) Scheibenbremse / Disc Brake (83) Radstand [mm] / Wheelbase [mm]:4200 (76) Radstand [mm] / Wheelbase [mm]:4500 (76) Radstand [mm] / Wheelbase [mm]:5100 (76) Baumuster / Type:932.314-315/317 (28)
	4144 K, 315-320 kW 4148 K, 11946 ccm 4148 K, 15928 ccm 4150 K 4151 K 4155 K 4160 K	04.03 - 04.03 - 04.03 - 04.03 - 05.05 - 04.03 - 04.03 -	 Doppelachsaggregat / Tandem-axle Assembly (36) Achsausführung / Axle Version:2x16t (19) 1.HA / 1st RA (14) 2.HA / 2nd RA (16) Scheibenbremse / Disc Brake (83) Radstand [mm] / Wheelbase [mm]:4500 (76) Baumuster / Type:932.315 (28)
	4141 K 4144 K, 320 kW 4146 K	04.03 - 04.03 - 04.03 -	 Doppelachsaggregat / Tandem-axle Assembly (36) Achsausführung / Axle Version:2x16t (19) 1.HA / 1st RA (14) 2.HA / 2nd RA (16) Scheibenbremse / Disc Brake (83) Radstand [mm] / Wheelbase [mm]:4200 (76) Baumuster / Type:932.314 (28)
	4141 B 4144 B 4146 B 4148 B	04.03 - 04.03 - 04.03 - 04.03 -	 Doppelachsaggregat / Tandem-axle Assembly (36) Achsausführung / Axle Version:2x16t (19) 1.HA / 1st RA (14) 2.HA / 2nd RA (16) Scheibenbremse / Disc Brake (83) Radstand [mm] / Wheelbase [mm]:4200 (76) Radstand [mm] / Wheelbase [mm]:4500 (76) Radstand [mm] / Wheelbase [mm]:5100 (76) für Fzg. mit zul. Gesamtgewicht [t] / for vehicles with permissible total weight [t]:41 (121) Baumuster / Type:933.314/317/319 (28)



MERCEDES-BENZ









ACTROS 4036 - 4841 8x4/4 06.96 -

 8	<p>Lenker, Radaufhängung / Track Control Arm</p> <p>Dreieckslenker (Nfz) / Wishbone (CV) (5)</p> <p>Länge [mm] / Length [mm]:621,5 (38)</p> <p>Rohr-Ø [mm] / Pipe Ø [mm]:60 (69)</p> <p>Bohrung-Ø 1 / Bohrung-Ø 2 [mm] / Bore Ø 1 / Bore Ø 2 (80)</p> <p>[mm]:25/23/23 (30)</p> <p>Lochabstand 1/Lochabstand 2 / Hole Pitch 1/ Hole Pitch (67)</p> <p>2:152/130/130</p> <p>Molekularlager / Molecular Bearing (71)</p>	<p>(5)</p> <p>(38)</p> <p>(69)</p> <p>(80)</p> <p>(30)</p> <p>(67)</p> <p>(71)</p>	<p>26031 01 948 350 22 05</p> <p>Ⓜ 28706 01</p> <p>Ⓜ 28705 01</p>		
	<p>4140 B 04.03 -</p> <p>4143 B 04.03 -</p>	<p></p> <p>Doppelachsaggregat / Tandem-axle Assembly (36)</p> <p>Achsausführung / Axle Version:2x16t (19)</p> <p>1.HA / 1st RA (14)</p> <p>2.HA / 2nd RA (16)</p> <p>Scheibenbremse / Disc Brake (83)</p> <p>Baumuster / Type:933.314/317 (28)</p>	<p>(36)</p> <p>(19)</p> <p>(14)</p> <p>(16)</p> <p>(83)</p> <p>(28)</p>		
	<p>4141 L 01.03 -</p>	<p></p> <p>Doppelachsaggregat / Tandem-axle Assembly (36)</p> <p>Achsausführung / Axle Version:2x16t (19)</p> <p>1.HA / 1st RA (14)</p> <p>2.HA / 2nd RA (16)</p> <p>Scheibenbremse / Disc Brake (83)</p> <p>Radstand [mm] / Wheelbase [mm]:6300 (76)</p> <p>Baumuster / Type:930.319 (28)</p>	<p>(36)</p> <p>(19)</p> <p>(14)</p> <p>(16)</p> <p>(83)</p> <p>(76)</p> <p>(28)</p>		



MERCEDES-BENZ


ACTROS 4036 - 4841 8x4/4 06.96 -

 8	Lenker, Radaufhängung / Track Control Arm Dreieckslenker (Nfz) / Wishbone (CV) Länge [mm] / Length [mm]:621,5 Rohr-Ø [mm] / Pipe Ø [mm]:60 Bohrung-Ø 1 / Bohrung-Ø 2 [mm] / Bore Ø 1 / Bore Ø 2 [mm]:25/23/23 Lochabstand 1/Lochabstand 2 / Hole Pitch 1/ Hole Pitch 2:152/130/130 Molekularlager / Molecular Bearing	(5) (38) (69) (80) (30) (67) (71)	33736 01 948 350 27 05 © 28706 01 © 28705 01	
	4140 K, 290-300 kW 04.03 -	 Doppelachsaggregat / Tandem-axle Assembly (36) Achsausführung / Axle Version:2x16t (19) 1.HA / 1st RA (14) 2.HA / 2nd RA (16) Trommelbremse / Drum Brake (86) Radstand [mm] / Wheelbase [mm]:4200 (76) Radstand [mm] / Wheelbase [mm]:4500 (76) Radstand [mm] / Wheelbase [mm]:5100 (76) Baumuster / Type:932.314-315/317 (28)		
4144 K, 315-320 kW 04.03 - 4148 K, 11946 ccm 04.03 - 4148 K, 15928 ccm 04.03 - 4150 K 04.03 - 4151 K 05.05 - 4155 K 04.03 - 4160 K 04.03 -	 Doppelachsaggregat / Tandem-axle Assembly (36) Achsausführung / Axle Version:2x16t (19) 1.HA / 1st RA (14) 2.HA / 2nd RA (16) Trommelbremse / Drum Brake (86) Radstand [mm] / Wheelbase [mm]:4500 (76) Baumuster / Type:932.315 (28)			
4141 K 04.03 - 4144 K, 320 kW 04.03 - 4146 K 04.03 -	 Doppelachsaggregat / Tandem-axle Assembly (36) Achsausführung / Axle Version:2x16t (19) 1.HA / 1st RA (14) 2.HA / 2nd RA (16) Trommelbremse / Drum Brake (86) Radstand [mm] / Wheelbase [mm]:4200 (76) Baumuster / Type:932.314 (28)			
4141 B 04.03 - 4144 B 04.03 - 4146 B 04.03 - 4148 B 04.03 -	 Doppelachsaggregat / Tandem-axle Assembly (36) Achsausführung / Axle Version:2x16t (19) 1.HA / 1st RA (14) 2.HA / 2nd RA (16) Trommelbremse / Drum Brake (86) Radstand [mm] / Wheelbase [mm]:4200 (76) Radstand [mm] / Wheelbase [mm]:4500 (76) Radstand [mm] / Wheelbase [mm]:5100 (76) für Fzg. mit zul. Gesamtgewicht [t] / for vehicles with permissible total weight [t]:41 (121) Baumuster / Type:933.314/317/319 (28)			
4140 B 04.03 - 4143 B 04.03 -	 Doppelachsaggregat / Tandem-axle Assembly (36) Achsausführung / Axle Version:2x16t (19) 1.HA / 1st RA (14) 2.HA / 2nd RA (16) Trommelbremse / Drum Brake (86) Baumuster / Type:933.314/317 (28)			
4141 06.08 -	 Doppelachsaggregat / Tandem-axle Assembly (36) 1.HA / 1st RA (14) 2.HA / 2nd RA (16) Achslast [t] / Axle Load [t]:2x16 (23) Trommelbremse / Drum Brake (86) Baumuster / Type:930.319 (28)			



MERCEDES-BENZ










ACTROS 4036 - 4841 8x4/4 06.96 -

8	Lenker, Radaufhängung / Track Control Arm Dreieckslenker (Nfz) / Wishbone (CV) Länge [mm] / Length [mm]:667 Rohr-Ø [mm] / Pipe Ø [mm]:60 Bohrung-Ø 1 / Bohrung-Ø 2 [mm] / Bore Ø 1 / Bore Ø 2 [mm]:25/23/23 Lochabstand 1/Lochabstand 2 / Hole Pitch 1/ Hole Pitch 2:152/130/130 Molekularlager / Molecular Bearing	(5) (38) (69) (80) (30) (67) (71)	33737 01 948 350 28 05 © 28706 01 © 28705 01 
	4140 K, 290-300 kW 04.03 -		Doppelachsaggregat / Tandem-axle Assembly (36) Achsausführung / Axle Version:13t / 18t (19) 1.HA / 1st RA (14) 2.HA / 2nd RA (16) Trommelbremse / Drum Brake (86) Radstand [mm] / Wheelbase [mm]:4200 (76) Radstand [mm] / Wheelbase [mm]:4500 (76) Radstand [mm] / Wheelbase [mm]:5100 (76) Baumuster / Type:932.314-315/317 (28)
	4144 K, 315-320 kW 04.03 - 4148 K, 11946 ccm 04.03 - 4148 K, 15928 ccm 04.03 - 4150 K 04.03 - 4151 K 05.05 - 4155 K 04.03 - 4160 K 04.03 -		Doppelachsaggregat / Tandem-axle Assembly (36) Achsausführung / Axle Version:13t / 18t (19) 1.HA / 1st RA (14) 2.HA / 2nd RA (16) Trommelbremse / Drum Brake (86) Radstand [mm] / Wheelbase [mm]:4500 (76) Baumuster / Type:932.315 (28)
	4141 K 04.03 - 4144 K, 320 kW 04.03 - 4146 K 04.03 -		Doppelachsaggregat / Tandem-axle Assembly (36) Achsausführung / Axle Version:13t / 18t (19) 1.HA / 1st RA (14) 2.HA / 2nd RA (16) Trommelbremse / Drum Brake (86) Radstand [mm] / Wheelbase [mm]:4200 (76) Baumuster / Type:932.314 (28)
	4141 B 04.03 - 4144 B 04.03 - 4146 B 04.03 - 4148 B 04.03 -		Doppelachsaggregat / Tandem-axle Assembly (36) Achsausführung / Axle Version:13t / 18t (19) 1.HA / 1st RA (14) 2.HA / 2nd RA (16) Trommelbremse / Drum Brake (86) Radstand [mm] / Wheelbase [mm]:4200 (76) Radstand [mm] / Wheelbase [mm]:4500 (76) Radstand [mm] / Wheelbase [mm]:5100 (76) für Fzg. mit zul. Gesamtgewicht [t] / for vehicles with permissible total weight [t]:41 (121) Baumuster / Type:933.314/317/319 (28)
	4140 B 04.03 - 4143 B 04.03 -		Doppelachsaggregat / Tandem-axle Assembly (36) Achsausführung / Axle Version:13t / 18t (19) 1.HA / 1st RA (14) 2.HA / 2nd RA (16) Trommelbremse / Drum Brake (86) Baumuster / Type:933.314/317 (28)



MERCEDES-BENZ







ACTROS 4036 - 4841 8x4/4 06.96 -

 8	<p>Lenker, Radaufhängung / Track Control Arm Dreieckslenker (Nfz) / Wishbone (CV) Länge [mm] / Length [mm]:622 Rohr-Ø [mm] / Pipe Ø [mm]:46 Bohrung-Ø 1 / Bohrung-Ø 2 [mm] / Bore Ø 1 / Bore Ø 2 [mm]:25/25/25 Lochabstand 1/Lochabstand 2 / Hole Pitch 1/ Hole Pitch 2:152/130/130 Molekularlager / Molecular Bearing</p>	(5) (38) (69) (80) (30) (67) (71)	<p>33738 01 948 350 29 05 © 30589 01 © 30590 01</p> 
	4140 K, 290-300 kW 04.03 - 4144 K, 320 kW 04.03 - 4144 K, 315-320 kW 04.03 - 4146 K 04.03 - 4148 K, 11946 ccm 04.03 - 4151 K 05.05 -		 Doppelachsaggregat / Tandem-axle Assembly (36) Achsausführung / Axle Version:2x13t (19) Trommelbremse / Drum Brake (86) 1.HA / 1st RA (14) 2.HA / 2nd RA (16) Radstand [mm] / Wheelbase [mm]:4200 (76) Radstand [mm] / Wheelbase [mm]:4500 (76) Radstand [mm] / Wheelbase [mm]:5100 (76) Radstand [mm] / Wheelbase [mm]:5800 (76) Baumuster / Type:932.314-315/317/319 (28)
	4141 K 04.03 -		 Doppelachsaggregat / Tandem-axle Assembly (36) Achsausführung / Axle Version:2x13t (19) Trommelbremse / Drum Brake (86) 1.HA / 1st RA (14) 2.HA / 2nd RA (16) Radstand [mm] / Wheelbase [mm]:4200 (76) Radstand [mm] / Wheelbase [mm]:4500 (76) Radstand [mm] / Wheelbase [mm]:5100 (76) Radstand [mm] / Wheelbase [mm]:5800 (76) Baumuster / Type:932.314-315/317 (28)
	4141 B 04.03 - 4144 B 04.03 - 4146 B 04.03 - 4148 B 04.03 -		 Doppelachsaggregat / Tandem-axle Assembly (36) Achsausführung / Axle Version:2x13t (19) Trommelbremse / Drum Brake (86) 1.HA / 1st RA (14) 2.HA / 2nd RA (16) Radstand [mm] / Wheelbase [mm]:4200 (76) Radstand [mm] / Wheelbase [mm]:4500 (76) Radstand [mm] / Wheelbase [mm]:4800 (76) Radstand [mm] / Wheelbase [mm]:5100 (76) für Fzg. mit zul. Gesamtgewicht [t] / for vehicles with permissible total weight [t]:41 (121) Baumuster / Type:933.314-315/317/319 (28)
	4148 K, 15928 ccm 04.03 - 4150 K 04.03 - 4155 K 04.03 - 4160 K 04.03 -		 Doppelachsaggregat / Tandem-axle Assembly (36) Achsausführung / Axle Version:2x13t (19) Trommelbremse / Drum Brake (86) 1.HA / 1st RA (14) 2.HA / 2nd RA (16) Baumuster / Type:932.315 (28)
	4140 B 04.03 - 4143 B 04.03 -		 Doppelachsaggregat / Tandem-axle Assembly (36) Achsausführung / Axle Version:2x13t (19) Trommelbremse / Drum Brake (86) 1.HA / 1st RA (14) 2.HA / 2nd RA (16) Baumuster / Type:933.314/317 (28)
	4141 06.08 -		 Doppelachsaggregat / Tandem-axle Assembly (36) 1.HA / 1st RA (14) 2.HA / 2nd RA (16) Achslast [t] / Axle Load [t]:2x13 (23) Trommelbremse / Drum Brake (86) Baumuster / Type:930.319 (28)
	4141 L 01.03 -		 Doppelachsaggregat / Tandem-axle Assembly (36) Achsausführung / Axle Version:2x13t (19) Trommelbremse / Drum Brake (86) 1.HA / 1st RA (14) 2.HA / 2nd RA (16) Radstand [mm] / Wheelbase [mm]:6300 (76) Baumuster / Type:930.319 (28)













MERCEDES-BENZ

ACTROS 4036 - 4841 8x4/4 06.96 -

	Lenkstange / Centre Rod Assembly Schubstange / Push Rod Länge [mm] / Length [mm]:711 Konusmaß [mm] / Cone Size [mm]:32 Rohr-Ø [mm] / Pipe Ø [mm]:42 mit Zubehör / with accessories nicht verstellbar / not adjustable	(6) (85) (69) (58) (80) (140) (146)	25250 01 002 460 04 05 
	4141 06.08 -	am Lenkhebel / at steering arm Lenkstockhebel zum Zwischenhebel 1 / Pitman arm to intermediate arm 1 Scheibenbremse / Disc Brake Baumuster / Type:930.319	(94) (65) (83) (28)
	Kugelkopf, Schaltgestänge Ball Head, gearshift linkage Länge [mm] / Length [mm]:55 Konusmaß [mm] / Cone Size [mm]:10 Aussengewinde [mm] / Outer Thread [mm]:M14x1,5 mit Rechtsgewinde / with right-hand thread	(3) (69) (58) (27) (137)	19465 01 000 996 70 45 
	4140 B 04.97 - 10.02 4140 K, 290 kW 04.97 - 10.02 4143 K 04.97 - 10.02 4146 K 10.97 - 4148 K, 15928 ccm 04.97 - 10.02		
	Kugelkopf, Schaltgestänge Ball Head, gearshift linkage Länge [mm] / Length [mm]:45 Konusmaß [mm] / Cone Size [mm]:12 Innengewinde [mm] / Inner Thread [mm]:M12 mit Linksgewinde / with left-hand thread Gewindemaß / Thread Size:M10	(3) (69) (58) (55) (135) (49)	21691 01 000 996 67 45 
	4140 B 04.97 - 10.02 4140 K, 290 kW 04.97 - 10.02 4143 K 04.97 - 10.02 4146 K 10.97 - 4148 K, 15928 ccm 04.97 - 10.02		
	Kugelkopf, Schaltgestänge Ball Head, gearshift linkage Länge [mm] / Length [mm]:59 Konusmaß [mm] / Cone Size [mm]:10 Innengewinde [mm] / Inner Thread [mm]:M12 mit Rechtsgewinde / with right-hand thread Gewindemaß / Thread Size:M10	(3) (69) (58) (55) (137) (49)	21696 01 000 996 66 45 
	4140 B 04.97 - 10.02 4140 K, 290 kW 04.97 - 10.02 4143 K 04.97 - 10.02 4146 K 10.97 - 4148 K, 15928 ccm 04.97 - 10.02		
	Kugelkopf, Schaltgestänge Ball Head, gearshift linkage Länge [mm] / Length [mm]:55 Konusmaß [mm] / Cone Size [mm]:12 Aussengewinde [mm] / Outer Thread [mm]:M14x1,5 mit Rechtsgewinde / with right-hand thread	(3) (69) (58) (27) (137)	22721 01 000 268 59 89 
	4140 B 04.97 - 10.02 4140 K, 290 kW 04.97 - 10.02 4143 K 04.97 - 10.02 4146 K 10.97 - 4148 K, 15928 ccm 04.97 - 10.02		













MERCEDES-BENZ

ACTROS 4036 - 4841		8x6/4	06.96 -		
1 Lenkstange / Centre Rod Assembly Schubstange / Push Rod einseitig verstellbar / Adjustable on one side Länge [mm] / Length [mm]:893 Konusmaß [mm] / Cone Size [mm]:32 Rohr-Ø [mm] / Pipe Ø [mm]:42 mit Zubehör / with accessories	(6)			 24201 01 001 460 74 05 ▲ 11394 04	
	(85)	4140 K, 290-300 kW	04.03 -		 Lenkstockhebel zur 1. VA / Pitman Arm to 1st FA (66) Trommelbremse / Drum Brake (86) Achsausführung / Axle Version:8x8 (19) Radstand [mm] / Wheelbase [mm]:4500 (76) Baumuster / Type:932.325 (28)
	(101)	4141 K 4143 K 4144 K 4146 K 4148 K, 11946 ccm 4148 K, 15928 ccm 4150 K 4151 K	04.03 - 04.03 - 04.03 - 04.03 - 04.03 - 04.03 - 04.03 - 04.03 -		 Lenkstockhebel zur 1. VA / Pitman Arm to 1st FA (66) Trommelbremse / Drum Brake (86) Achsausführung / Axle Version:8x8 (19) Radstand [mm] / Wheelbase [mm]:4500 (76) für Fzg. mit zul. Gesamtgewicht [t] / for vehicles with permissible total weight [t]:41 (121) Baumuster / Type:932.325 (28)
1 Lenkstange / Centre Rod Assembly Schubstange / Push Rod einseitig verstellbar / Adjustable on one side Länge [mm] / Length [mm]:893 Konusmaß [mm] / Cone Size [mm]:32 Rohr-Ø [mm] / Pipe Ø [mm]:42	(6)			 24306 01 002 460 02 05 ▲ 11394 04	
	(85)	4140 K, 290-300 kW	04.03 -		 Lenkstockhebel zur 1. VA / Pitman Arm to 1st FA (66) Trommelbremse / Drum Brake (86) Radstand [mm] / Wheelbase [mm]:4500 (76) Baumuster / Type:932.325 (28)
	(101)	4141 K 4143 K 4144 K 4146 K 4148 K, 11946 ccm 4148 K, 15928 ccm 4150 K 4151 K	04.03 - 04.03 - 04.03 - 04.03 - 04.03 - 04.03 - 04.03 - 04.03 -		 Lenkstockhebel zur 1. VA / Pitman Arm to 1st FA (66) Trommelbremse / Drum Brake (86) Radstand [mm] / Wheelbase [mm]:4500 (76) für Fzg. mit zul. Gesamtgewicht [t] / for vehicles with permissible total weight [t]:41 (121) Baumuster / Type:932.325 (28)
3 Lenkstange / Centre Rod Assembly Schubstange / Push Rod nicht verstellbar / not adjustable Länge [mm] / Length [mm]:708 Konusmaß [mm] / Cone Size [mm]:32 Rohr-Ø [mm] / Pipe Ø [mm]:40	(6)			 24307 01 002 460 06 05	
	(85)	4140 K, 290 kW 4143 K 4148 K, 15928 ccm	04.97 - 10.02 04.97 - 10.02 04.97 - 10.02		 am Zwischenhebel / at the intermediate lever (97) am Lenkhebel / at steering arm (94) Radstand [mm] / Wheelbase [mm]:4500 (76) Baumuster / Type:952.325 (28)
	(146)	4140 K, 290-300 kW	04.03 -		 am Zwischenhebel / at the intermediate lever (97) am Lenkhebel / at steering arm (94) Radstand [mm] / Wheelbase [mm]:4500 (76) Baumuster / Type:932.325 (28)
	(69)	4141 K 4143 K 4144 K 4146 K 4148 K, 11946 ccm 4148 K, 15928 ccm 4150 K 4151 K	04.03 - 04.03 - 04.03 - 04.03 - 04.03 - 04.03 - 04.03 - 04.03 -		 am Zwischenhebel / at the intermediate lever (97) am Lenkhebel / at steering arm (94) Radstand [mm] / Wheelbase [mm]:4500 (76) für Fzg. mit zul. Gesamtgewicht [t] / for vehicles with permissible total weight [t]:41 (121) Baumuster / Type:932.325 (28)
	(58)				
(80)					











MERCEDES-BENZ

ACTROS 4036 - 4841 8x6/4 06.96 -

 4	Spurstangenkopf / Tie Rod End am Lenkzylinder / at steering cylinder Länge [mm] / Length [mm]:75 Konusmaß [mm] / Cone Size [mm]:32 Gewindemaß / Thread Size:M26x1,5 mit Rechtsgewinde / with right-hand thread mit Innengewinde / with internal thread mit Zubehör / with accessories	(10) (95) (69) (58) (49) (137) (133) (140)	33397 01 002 460 06 48 	
	4140 K, 290 kW 4143 K 4148 K, 15928 ccm	04.97 - 10.02 04.97 - 10.02 04.97 - 10.02	 am Lenkzylinder / at steering cylinder Baumuster / Type:952.325 Radstand [mm] / Wheelbase [mm]:4500 für Fzg. mit zul. Gesamtgewicht [t] / for vehicles with permissible total weight [t]:41	(95) (28) (76) (121)
	4140 K, 290-300 kW	04.03 -	 am Lenkzylinder / at steering cylinder Baumuster / Type:932.325 Radstand [mm] / Wheelbase [mm]:4500 für Fzg. mit zul. Gesamtgewicht [t] / for vehicles with permissible total weight [t]:41	(95) (28) (76) (121)
 6	Spurstange / Rod Assembly Führungsstange / Guide Rod einseitig verstellbar / Adjustable on one side Länge [mm] / Length [mm]:1438 Konusmaß [mm] / Cone Size [mm]:30 Rohr-Ø [mm] / Pipe Ø [mm]:58 mit Zubehör / with accessories	(9) (46) (101) (69) (58) (80) (140)	19721 01 346 330 48 03 	
	4140 K, 290 kW 4143 K 4148 K, 15928 ccm	04.97 - 10.02 04.97 - 10.02 04.97 - 10.02	Achsausführung / Axle Version:730100 Radstand [mm] / Wheelbase [mm]:4500 Baumuster / Type:952.325 Fahrzeugbreite 2300 mm / vehicle width 2300 mm	(19) (76) (28) (45)
	4140 K, 290-300 kW	04.03 -	2.VA / 2nd FA Achsausführung / Axle Version:730101, 730109 Achslast [t] / Axle Load [t]:9 Baumuster / Type:952.325	(17) (19) (23) (28)
 6	Spurstange / Rod Assembly Führungsstange / Guide Rod einseitig verstellbar / Adjustable on one side Länge [mm] / Length [mm]:1588 Konusmaß [mm] / Cone Size [mm]:38 Rohr-Ø [mm] / Pipe Ø [mm]:60 mit Zubehör / with accessories	(9) (46) (101) (69) (58) (80) (140)	20430 01 625 330 12 03 	
	4140 K, 290 kW 4143 K 4148 K, 15928 ccm	04.97 - 10.02 04.97 - 10.02 04.97 - 10.02	2.VA / 2nd FA Achsausführung / Axle Version:730101, 730109 Achslast [t] / Axle Load [t]:9 Baumuster / Type:952.325	(17) (19) (23) (28)
	4140 K, 290-300 kW	04.03 -	2.VA / 2nd FA Achsausführung / Axle Version:730109, 730115 Achslast [t] / Axle Load [t]:9 Baumuster / Type:932.325	(17) (19) (23) (28)
 6	Spurstange / Rod Assembly Führungsstange / Guide Rod beidseitig verstellbar / Adjustable on both sides Länge [mm] / Length [mm]:1625 Konusmaß [mm] / Cone Size [mm]:32 Rohr-Ø [mm] / Pipe Ø [mm]:52 mit Zubehör / with accessories	(9) (46) (100) (69) (58) (80) (140)	23992 01 949 330 02 03 	
	4140 K, 290 kW 4143 K 4148 K, 15928 ccm	04.97 - 10.02 04.97 - 10.02 04.97 - 10.02	Achsausführung / Axle Version:739542 Baumuster / Type:952.325	(19) (28)




MERCEDES-BENZ

ACTROS 4036 - 4841		8x6/4	06.96 -	
 6	Spurstange / Rod Assembly Führungsstange / Guide Rod beidseitig verstellbar / Adjustable on both sides Länge [mm] / Length [mm]:1596 Konusmaß [mm] / Cone Size [mm]:32 Rohr-Ø [mm] / Pipe Ø [mm]:50 mit Zubehör / with accessories	(9) (46) (100) (69) (58) (80) (140)		23994 01 949 330 17 03  ▲ 11394 04 ▲ 12280 04
	4140 K, 290 kW	04.97 - 10.02	Achsausführung / Axle Version:739542	(19)
	4143 K	04.97 - 10.02	Baumuster / Type:952.325	(28)
	4148 K, 15928 ccm	04.97 - 10.02		
	4140 K, 290-300 kW	04.03 -	Achsausführung / Axle Version:739542 Baumuster / Type:932.325	(19) (28)
4141 K	04.03 -	Achsausführung / Axle Version:739542	(19)	
4143 K	04.03 -	für Fzg. mit zul. Gesamtgewicht [t] / for vehicles with permissible total	(121)	
4144 K	04.03 -	weight [t]:41		
4146 K	04.03 -	Baumuster / Type:932.325	(28)	
4148 K, 11946 ccm	04.03 -			
4148 K, 15928 ccm	04.03 -			
4150 K	04.03 -			
4151 K	04.03 -			
 6	Spurstange / Rod Assembly Führungsstange / Guide Rod beidseitig verstellbar / Adjustable on both sides Länge [mm] / Length [mm]:1532 Konusmaß [mm] / Cone Size [mm]:32 Rohr-Ø [mm] / Pipe Ø [mm]:50 mit Zubehör / with accessories	(9) (46) (100) (69) (58) (80) (140)		23995 01 949 330 18 03  ▲ 11394 04 ▲ 12280 04
	4140 K, 290 kW	04.97 - 10.02	Achsausführung / Axle Version:739410	(19)
	4143 K	04.97 - 10.02	Baumuster / Type:952.325	(28)
	4148 K, 15928 ccm	04.97 - 10.02		
	4140 K, 290-300 kW	04.03 -	Achsausführung / Axle Version:739410 Baumuster / Type:932.325	(19) (28)
 6	Spurstange / Rod Assembly Führungsstange / Guide Rod einseitig verstellbar / Adjustable on one side Länge [mm] / Length [mm]:1588 Konusmaß [mm] / Cone Size [mm]:30 Rohr-Ø [mm] / Pipe Ø [mm]:58 mit Zubehör / with accessories	(9) (46) (101) (69) (58) (80) (140)		23997 01 944 330 17 03  ▲ 11505 03
	4140 K, 290 kW	04.97 - 10.02	Achsausführung / Axle Version:730100, 730108	(19)
	4143 K	04.97 - 10.02	Baumuster / Type:952.325	(28)
	4148 K, 15928 ccm	04.97 - 10.02		
	4140 K, 290-300 kW	04.03 -	Achsausführung / Axle Version:730108 Baumuster / Type:932.325	(19) (28)
 6	Spurstange / Rod Assembly Führungsstange / Guide Rod einseitig verstellbar / Adjustable on one side Länge [mm] / Length [mm]:1588 Konusmaß [mm] / Cone Size [mm]:30 Rohr-Ø [mm] / Pipe Ø [mm]:60 mit Zubehör / with accessories	(9) (46) (101) (69) (58) (80) (140)		24315 01 944 330 05 03  ▲ 23775 01
	4140 K, 290 kW	04.97 - 10.02	Achsausführung / Axle Version:730100, 730108	(19)
	4143 K	04.97 - 10.02	Baumuster / Type:952.325	(28)
	4148 K, 15928 ccm	04.97 - 10.02		
	4140 K, 290-300 kW	04.03 -	Achsausführung / Axle Version:730108 Baumuster / Type:932.325	(19) (28)
4141 K	04.03 -	Achsausführung / Axle Version:730108	(19)	
4143 K	04.03 -	für Fzg. mit zul. Gesamtgewicht [t] / for vehicles with permissible total	(121)	
4144 K	04.03 -	weight [t]:41		
4146 K	04.03 -	Baumuster / Type:932.325	(28)	
4148 K, 11946 ccm	04.03 -			
4148 K, 15928 ccm	04.03 -			
4150 K	04.03 -			
4151 K	04.03 -			



MERCEDES-BENZ











ACTROS 4036 - 4841 8x6/4 06.96 -

	16	Stange/Strebe, Stabilisator / Rod/Strut, stabiliser		30765 01	000 322 06 23	
		Koppelstange / Coupling Rod Länge [mm] / Length [mm]:1815 Rohr-Ø [mm] / Pipe Ø [mm]:58 nicht verstellbar / not adjustable ohne Zubehör / without accessories	(11) (60) (69) (80) (146) (149)			
		4140 K, 290 kW 4143 K 4148 K, 15928 ccm	04.97 - 10.02 04.97 - 10.02 04.97 - 10.02		Druckstange / Pressure Rod für Fahrzeuge ohne Retarder / for vehicles without retarder für Fahrzeuge ohne Nebenantrieb / for vehicles without PTO Baumuster / Type:952.325	(39) (119) (118) (28)
		4140 K, 290 kW 4143 K 4148 K, 15928 ccm	04.97 - 10.02 04.97 - 10.02 04.97 - 10.02		Druckstange / Pressure Rod für Fahrzeuge ohne Retarder / for vehicles without retarder für Fahrzeuge mit Nebenantrieb / for vehicles with PTO Baumuster / Type:952.325	(39) (119) (109) (28)
		4140 K, 290 kW 4143 K 4148 K, 15928 ccm	04.97 - 10.02 04.97 - 10.02 04.97 - 10.02		Druckstange / Pressure Rod für Fahrzeuge mit Retarder / for vehicles with retarder für Fahrzeuge ohne Nebenantrieb / for vehicles without PTO Baumuster / Type:952.325	(39) (110) (118) (28)
		4140 K, 290-300 kW 4141 K 4143 K 4144 K 4146 K 4148 K, 11946 ccm 4148 K, 15928 ccm 4150 K 4151 K	04.03 - 04.03 - 04.03 - 04.03 - 04.03 - 04.03 - 04.03 - 04.03 - 04.03 -		Druckstange / Pressure Rod für Fahrzeuge ohne Retarder / for vehicles without retarder für Fahrzeuge mit Nebenantrieb / for vehicles with PTO Baumuster / Type:932.325	(39) (119) (109) (28)
		4140 K, 290-300 kW 4141 K 4143 K 4144 K 4146 K 4148 K, 11946 ccm 4148 K, 15928 ccm 4150 K 4151 K	04.03 - 04.03 - 04.03 - 04.03 - 04.03 - 04.03 - 04.03 - 04.03 -		Druckstange / Pressure Rod für Fahrzeuge ohne Retarder / for vehicles without retarder für Fahrzeuge ohne Nebenantrieb / for vehicles without PTO Baumuster / Type:932.325	(39) (119) (118) (28)
		4140 K, 290-300 kW 4141 K 4143 K 4144 K 4146 K 4148 K, 11946 ccm 4148 K, 15928 ccm 4150 K 4151 K	04.03 - 04.03 - 04.03 - 04.03 - 04.03 - 04.03 - 04.03 - 04.03 -		Druckstange / Pressure Rod für Fahrzeuge mit Retarder / for vehicles with retarder für Fahrzeuge ohne Nebenantrieb / for vehicles without PTO Baumuster / Type:932.325	(39) (110) (118) (28)



MERCEDES-BENZ











ACTROS 4036 - 4841 8x6/4 06.96 -

 10	Lenker, Radaufhängung / Track Control Arm Längslenker / Trailing Arm nicht verstellbar / not adjustable Länge [mm] / Length [mm]:615 Rohr-Ø [mm] / Pipe Ø [mm]:52 Bohrung-Ø 1 / Bohrung-Ø 2 [mm] / Bore Ø 1 / Bore Ø 2 [mm]:21/21 Lochabstand 1/Lochabstand 2 / Hole Pitch 1/ Hole Pitch 2:152/152 Molekularlager / Molecular Bearing	(5) (70) (146) (69) (80) (30) (67) (71)	22989 01 948 350 25 05 ® 25158 01	
	4140 K, 290 kW 4143 K 4148 K, 15928 ccm	04.97 - 10.02 04.97 - 10.02 04.97 - 10.02	 Doppelachsaggregat / Tandem-axle Assembly 1.HA / 1st RA 2.HA / 2nd RA Achsabstand [mm] / Centre Distance [mm]:1450 Radstand [mm] / Wheelbase [mm]:4500 Baumuster / Type:952.325	(36) (14) (16) (18) (76) (28)
	4140 K, 290-300 kW	04.03 -	 Doppelachsaggregat / Tandem-axle Assembly 1.HA / 1st RA 2.HA / 2nd RA Achsabstand [mm] / Centre Distance [mm]:1450 Radstand [mm] / Wheelbase [mm]:4500 Baumuster / Type:932.325	(36) (14) (16) (18) (76) (28)
	4141 K 4143 K 4144 K 4146 K 4148 K, 11946 ccm 4148 K, 15928 ccm 4150 K 4151 K	04.03 - 04.03 - 04.03 - 04.03 - 04.03 - 04.03 - 04.03 -	 Doppelachsaggregat / Tandem-axle Assembly 1.HA / 1st RA 2.HA / 2nd RA Achsabstand [mm] / Centre Distance [mm]:1450 Radstand [mm] / Wheelbase [mm]:4500 für Fzg. mit zul. Gesamtgewicht [t] / for vehicles with permissible total weight [t]:41 Baumuster / Type:932.325	(36) (14) (16) (18) (76) (121) (28)
 10	Lenker, Radaufhängung / Track Control Arm Längslenker / Trailing Arm nicht verstellbar / not adjustable Länge [mm] / Length [mm]:565 Rohr-Ø [mm] / Pipe Ø [mm]:52 Bohrung-Ø 1 / Bohrung-Ø 2 [mm] / Bore Ø 1 / Bore Ø 2 [mm]:21/21 Lochabstand 1/Lochabstand 2 / Hole Pitch 1/ Hole Pitch 2:152/152 Molekularlager / Molecular Bearing	(5) (70) (146) (69) (80) (30) (67) (71)	29461 01 948 350 24 05 ® 25158 01	
	4140 K, 290 kW 4143 K 4148 K, 15928 ccm	04.97 - 10.02 04.97 - 10.02 04.97 - 10.02	 Doppelachsaggregat / Tandem-axle Assembly 1.HA / 1st RA 2.HA / 2nd RA Radstand [mm] / Wheelbase [mm]:4500 Baumuster / Type:952.325	(36) (14) (16) (76) (28)
	4140 K, 290-300 kW	04.03 -	 Doppelachsaggregat / Tandem-axle Assembly 1.HA / 1st RA 2.HA / 2nd RA Radstand [mm] / Wheelbase [mm]:4500 Baumuster / Type:932.325	(36) (14) (16) (76) (28)
	4141 K 4143 K 4144 K 4146 K 4148 K, 11946 ccm 4148 K, 15928 ccm 4150 K 4151 K	04.03 - 04.03 - 04.03 - 04.03 - 04.03 - 04.03 - 04.03 -	 Doppelachsaggregat / Tandem-axle Assembly 1.HA / 1st RA 2.HA / 2nd RA Radstand [mm] / Wheelbase [mm]:4500 für Fzg. mit zul. Gesamtgewicht [t] / for vehicles with permissible total weight [t]:41 Baumuster / Type:932.325	(36) (14) (16) (76) (121) (28)



MERCEDES-BENZ










ACTROS 4036 - 4841 **8x6/4** **06.96 -**

 8	Lenker, Radaufhängung / Track Control Arm (5)			23069 02 948 350 30 05
	Dreieckslenker (Nfz) / Wishbone (CV) (38)			30590 01
	Länge [mm] / Length [mm]:622 (69)			30589 01
	Lochabstand 1/Lochabstand 2 / Hole Pitch 1/ Hole Pitch 2:152/130/130 (67)			
Bohrung-Ø 1 / Bohrung-Ø 2 [mm] / Bore Ø 1 / Bore Ø 2 [mm]:25/25/25 (30)				
Rohr-Ø [mm] / Pipe Ø [mm]:46 (80)				
Molekularlager / Molecular Bearing (71)				
4140 K, 290 kW 4143 K 4148 K, 15928 ccm		04.97 - 10.02 04.97 - 10.02 04.97 - 10.02	 Doppelachsaggregat / Tandem-axle Assembly (36) Achsausführung / Axle Version:2x10t, 2x13t (19) 1.HA / 1st RA (14) 2.HA / 2nd RA (16) Scheibenbremse / Disc Brake (83) Radstand [mm] / Wheelbase [mm]:4500 (76) Baumuster / Type:952.325 (28)	
4140 K, 290-300 kW		04.03 -	 Doppelachsaggregat / Tandem-axle Assembly (36) Achsausführung / Axle Version:2x10t, 2x13t (19) 1.HA / 1st RA (14) 2.HA / 2nd RA (16) Scheibenbremse / Disc Brake (83) Radstand [mm] / Wheelbase [mm]:4500 (76) Baumuster / Type:932.325 (28)	
4141 K 4143 K 4144 K 4146 K 4148 K, 11946 ccm 4148 K, 15928 ccm 4150 K 4151 K		04.03 - 04.03 - 04.03 - 04.03 - 04.03 - 04.03 - 04.03 - 04.03 -	 Doppelachsaggregat / Tandem-axle Assembly (36) Achsausführung / Axle Version:2x10t, 2x13t (19) 1.HA / 1st RA (14) 2.HA / 2nd RA (16) Scheibenbremse / Disc Brake (83) Radstand [mm] / Wheelbase [mm]:4500 (76) für Fzg. mit zul. Gesamtgewicht [t] / for vehicles with permissible total weight [t]:41 (121) Baumuster / Type:932.325 (28)	
 8	Lenker, Radaufhängung / Track Control Arm (5)			25314 01 948 350 23 05
	Dreieckslenker (Nfz) / Wishbone (CV) (38)			28706 01
	Länge [mm] / Length [mm]:667 (69)			28705 01
	Lochabstand 1/Lochabstand 2 / Hole Pitch 1/ Hole Pitch 2:152/130/130 (67)			
Bohrung-Ø 1 / Bohrung-Ø 2 [mm] / Bore Ø 1 / Bore Ø 2 [mm]:25/23/23 (30)				
Rohr-Ø [mm] / Pipe Ø [mm]:60 (80)				
Molekularlager / Molecular Bearing (71)				
4140 K, 290 kW 4143 K 4148 K, 15928 ccm		04.97 - 10.02 04.97 - 10.02 04.97 - 10.02	 Doppelachsaggregat / Tandem-axle Assembly (36) Achsausführung / Axle Version:2x18t (19) 1.HA / 1st RA (14) 2.HA / 2nd RA (16) Scheibenbremse / Disc Brake (83) Radstand [mm] / Wheelbase [mm]:4500 (76) Baumuster / Type:952.325 (28)	
4140 K, 290-300 kW		04.03 -	 Doppelachsaggregat / Tandem-axle Assembly (36) Achsausführung / Axle Version:2x18t (19) 1.HA / 1st RA (14) 2.HA / 2nd RA (16) Scheibenbremse / Disc Brake (83) Radstand [mm] / Wheelbase [mm]:4500 (76) Baumuster / Type:932.325 (28)	
4141 K 4143 K 4144 K 4146 K 4148 K, 11946 ccm 4148 K, 15928 ccm 4150 K 4151 K		04.03 - 04.03 - 04.03 - 04.03 - 04.03 - 04.03 - 04.03 - 04.03 -	 Doppelachsaggregat / Tandem-axle Assembly (36) Achsausführung / Axle Version:2x18t (19) 1.HA / 1st RA (14) 2.HA / 2nd RA (16) Scheibenbremse / Disc Brake (83) Radstand [mm] / Wheelbase [mm]:4500 (76) für Fzg. mit zul. Gesamtgewicht [t] / for vehicles with permissible total weight [t]:41 (121) Baumuster / Type:932.325 (28)	



MERCEDES-BENZ










ACTROS 4036 - 4841 8x6/4 06.96 -

 8	Lenker, Radaufhängung / Track Control Arm Dreieckslenker (Nfz) / Wishbone (CV) Länge [mm] / Length [mm]:621,5 Rohr-Ø [mm] / Pipe Ø [mm]:60 Bohrung-Ø 1 / Bohrung-Ø 2 [mm] / Bore Ø 1 / Bore Ø 2 [mm]:25/23/23 Lochabstand 1/Lochabstand 2 / Hole Pitch 1/ Hole Pitch 2:152/130/130 Molekularlager / Molecular Bearing	(5) (38) (69) (80) (30) (67) (71)	26031 01 948 350 22 05 © 28706 01 © 28705 01	
	4140 K, 290 kW 4143 K 4148 K, 15928 ccm	04.97 - 10.02 04.97 - 10.02 04.97 - 10.02	 Doppelachsaggregat / Tandem-axle Assembly Achsausführung / Axle Version:2x16t 1.HA / 1st RA 2.HA / 2nd RA Scheibenbremse / Disc Brake Radstand [mm] / Wheelbase [mm]:4500 Baumuster / Type:952.325	(36) (19) (14) (16) (83) (76) (28)
	4140 K, 290-300 kW	04.03 -	 Doppelachsaggregat / Tandem-axle Assembly Achsausführung / Axle Version:2x16t 1.HA / 1st RA 2.HA / 2nd RA Scheibenbremse / Disc Brake Radstand [mm] / Wheelbase [mm]:4500 Baumuster / Type:932.325	(36) (19) (14) (16) (83) (76) (28)
	4141 K 4143 K 4144 K 4146 K 4148 K, 11946 ccm 4148 K, 15928 ccm 4150 K 4151 K	04.03 - 04.03 - 04.03 - 04.03 - 04.03 - 04.03 - 04.03 - 04.03 -	 Doppelachsaggregat / Tandem-axle Assembly Achsausführung / Axle Version:2x16t 1.HA / 1st RA 2.HA / 2nd RA Scheibenbremse / Disc Brake Radstand [mm] / Wheelbase [mm]:4500 für Fzg. mit zul. Gesamtgewicht [t] / for vehicles with permissible total weight [t]:41 Baumuster / Type:932.325	(36) (19) (14) (16) (83) (76) (121) (28)
 8	Lenker, Radaufhängung / Track Control Arm Dreieckslenker (Nfz) / Wishbone (CV) Länge [mm] / Length [mm]:621,5 Rohr-Ø [mm] / Pipe Ø [mm]:60 Bohrung-Ø 1 / Bohrung-Ø 2 [mm] / Bore Ø 1 / Bore Ø 2 [mm]:25/23/23 Lochabstand 1/Lochabstand 2 / Hole Pitch 1/ Hole Pitch 2:152/130/130 Molekularlager / Molecular Bearing	(5) (38) (69) (80) (30) (67) (71)	33736 01 948 350 27 05 © 28706 01 © 28705 01	
	4140 K, 290-300 kW	04.03 -	 Doppelachsaggregat / Tandem-axle Assembly Achsausführung / Axle Version:2x16t 1.HA / 1st RA 2.HA / 2nd RA Trommelbremse / Drum Brake Radstand [mm] / Wheelbase [mm]:4500 Baumuster / Type:932.325	(36) (19) (14) (16) (86) (76) (28)
	4141 K 4143 K 4144 K 4146 K 4148 K, 11946 ccm 4148 K, 15928 ccm 4150 K 4151 K	04.03 - 04.03 - 04.03 - 04.03 - 04.03 - 04.03 - 04.03 - 04.03 -	 Doppelachsaggregat / Tandem-axle Assembly Achsausführung / Axle Version:2x16t 1.HA / 1st RA 2.HA / 2nd RA Trommelbremse / Drum Brake Radstand [mm] / Wheelbase [mm]:4500 für Fzg. mit zul. Gesamtgewicht [t] / for vehicles with permissible total weight [t]:41 Baumuster / Type:932.325	(36) (19) (14) (16) (86) (76) (121) (28)



MERCEDES-BENZ

ACTROS 4036 - 4841 **8x6/4** **06.96 -**

 8	Lenker, Radaufhängung / Track Control Arm Dreieckslenker (Nfz) / Wishbone (CV) Länge [mm] / Length [mm]:667 Rohr-Ø [mm] / Pipe Ø [mm]:60 Bohrung-Ø 1 / Bohrung-Ø 2 [mm] / Bore Ø 1 / Bore Ø 2 [mm]:25/23/23 Lochabstand 1/Lochabstand 2 / Hole Pitch 1/ Hole Pitch 2:152/130/130 Molekularlager / Molecular Bearing	(5) (38) (69) (80) (30) (67) (71)	33737 01 948 350 28 05 © 28706 01 © 28705 01	
	4140 K, 290-300 kW 04.03 -		 Doppelachsaggregat / Tandem-axle Assembly Achsausführung / Axle Version:13t / 18t 1.HA / 1st RA 2.HA / 2nd RA Trommelbremse / Drum Brake Radstand [mm] / Wheelbase [mm]:4500 Baumuster / Type:932.325	(36) (19) (14) (16) (86) (76) (28)
	4141 K 04.03 - 4143 K 04.03 - 4144 K 04.03 - 4146 K 04.03 - 4148 K, 11946 ccm 04.03 - 4148 K, 15928 ccm 04.03 - 4150 K 04.03 - 4151 K 04.03 -		 Doppelachsaggregat / Tandem-axle Assembly Achsausführung / Axle Version:13t / 18t 1.HA / 1st RA 2.HA / 2nd RA Trommelbremse / Drum Brake Radstand [mm] / Wheelbase [mm]:4500 für Fzg. mit zul. Gesamtgewicht [t] / for vehicles with permissible total weight [t]:41 Baumuster / Type:932.325	(36) (19) (14) (16) (86) (76) (121) (28)
 8	Lenker, Radaufhängung / Track Control Arm Dreieckslenker (Nfz) / Wishbone (CV) Länge [mm] / Length [mm]:622 Rohr-Ø [mm] / Pipe Ø [mm]:46 Bohrung-Ø 1 / Bohrung-Ø 2 [mm] / Bore Ø 1 / Bore Ø 2 [mm]:25/25/25 Lochabstand 1/Lochabstand 2 / Hole Pitch 1/ Hole Pitch 2:152/130/130 Molekularlager / Molecular Bearing	(5) (38) (69) (80) (30) (67) (71)	33738 01 948 350 29 05 © 30589 01 © 30590 01	
	4140 K, 290-300 kW 04.03 -		 Doppelachsaggregat / Tandem-axle Assembly Achsausführung / Axle Version:2x13t Trommelbremse / Drum Brake 1.HA / 1st RA 2.HA / 2nd RA Radstand [mm] / Wheelbase [mm]:4500 Baumuster / Type:932.325	(36) (19) (86) (14) (16) (76) (28)
	4141 K 04.03 - 4143 K 04.03 - 4144 K 04.03 - 4146 K 04.03 - 4148 K, 11946 ccm 04.03 - 4148 K, 15928 ccm 04.03 - 4150 K 04.03 - 4151 K 04.03 -		 Doppelachsaggregat / Tandem-axle Assembly Achsausführung / Axle Version:2x13t Trommelbremse / Drum Brake 1.HA / 1st RA 2.HA / 2nd RA Radstand [mm] / Wheelbase [mm]:4500 für Fzg. mit zul. Gesamtgewicht [t] / for vehicles with permissible total weight [t]:41 Baumuster / Type:932.325	(36) (19) (86) (14) (16) (76) (121) (28)
	Kugelkopf, Schaltgestänge Ball Head, gearshift linkage Länge [mm] / Length [mm]:55 Konusmaß [mm] / Cone Size [mm]:10 Aussengewinde [mm] / Outer Thread [mm]:M14x1,5 mit Rechtsgewinde / with right-hand thread	(3) (69) (58) (27) (137)	19465 01 000 996 70 45	
	4140 K, 290 kW 04.97 - 10.02 4143 K 04.97 - 10.02 4148 K, 15928 ccm 04.97 - 10.02			




Pos



Ref.















MERCEDES-BENZ

ACTROS 4036 - 4841		8x6/4	06.96 -
Kugelkopf, Schaltgestänge Ball Head, gearshift linkage Länge [mm] / Length [mm]:45 Konusmaß [mm] / Cone Size [mm]:12 Innengewinde [mm] / Inner Thread [mm]:M12 mit Linksgewinde / with left-hand thread Gewindemaß / Thread Size:M10	(3)		21691 01 000 996 67 45
	(69) (58) (55) (135) (49)		4140 K, 290 kW 04.97 - 10.02 4143 K 04.97 - 10.02 4148 K, 15928 ccm 04.97 - 10.02
Kugelkopf, Schaltgestänge Ball Head, gearshift linkage Länge [mm] / Length [mm]:59 Konusmaß [mm] / Cone Size [mm]:10 Innengewinde [mm] / Inner Thread [mm]:M12 mit Rechtsgewinde / with right-hand thread Gewindemaß / Thread Size:M10	(3)		21696 01 000 996 66 45
	(69) (58) (55) (137) (49)		4140 K, 290 kW 04.97 - 10.02 4143 K 04.97 - 10.02 4148 K, 15928 ccm 04.97 - 10.02
Kugelkopf, Schaltgestänge Ball Head, gearshift linkage Länge [mm] / Length [mm]:55 Konusmaß [mm] / Cone Size [mm]:12 Aussengewinde [mm] / Outer Thread [mm]:M14x1,5 mit Rechtsgewinde / with right-hand thread	(3)		22721 01 000 268 59 89
	(69) (58) (27) (137)		4140 K, 290 kW 04.97 - 10.02 4143 K 04.97 - 10.02 4148 K, 15928 ccm 04.97 - 10.02



MERCEDES-BENZ















ACTROS 4036 - 4841 8x8/4 06.96 -

 1	Lenkstange / Centre Rod Assembly Schubstange / Push Rod einseitig verstellbar / Adjustable on one side Länge [mm] / Length [mm]:893 Konusmaß [mm] / Cone Size [mm]:32 Rohr-Ø [mm] / Pipe Ø [mm]:42 mit Zubehör / with accessories	(6) (85) (101) (69) (58) (80) (140)	24201 01 001 460 74 05  11394 04	
	4140 AK, 290 kW 4143 AK 4148 AK, 15928 ccm	04.97 - 10.02 04.97 - 10.02 04.97 - 10.02	LHD  Lenkstockhebel zur 1. VA / Pitman Arm to 1st FA Trommelbremse / Drum Brake Achsausführung / Axle Version:8x8 Radstand [mm] / Wheelbase [mm]:4800 Baumuster / Type:952.336	(66) (86) (19) (76) (28)
	4140 AK, 290-300 kW	04.03 -	LHD  Lenkstockhebel zur 1. VA / Pitman Arm to 1st FA Trommelbremse / Drum Brake Achsausführung / Axle Version:8x8 Radstand [mm] / Wheelbase [mm]:4800 Baumuster / Type:932.336	(66) (86) (19) (76) (28)
	4141 AK 4143 AK 4144 AK 4146 AK 4148 AK, 11946 ccm 4148 AK, 15928 ccm 4150 AK 4151 AK 4155 AK 4160 AK 4165 AK	04.03 - 04.03 - 04.03 - 04.03 - 04.03 - 04.03 - 04.03 - 04.03 - 04.03 - 04.03 - 04.03 -	LHD  Lenkstockhebel zur 1. VA / Pitman Arm to 1st FA Trommelbremse / Drum Brake Achsausführung / Axle Version:8x8 Radstand [mm] / Wheelbase [mm]:4800 für Fzg. mit zul. Gesamtgewicht [t] / for vehicles with permissible total weight [t]:41 Baumuster / Type:932.336	(66) (86) (19) (76) (121) (28)
	4140 K 4146 AK 4148 K	- 12.03 10.97 - - 12.03	LHD  Lenkstockhebel zur 1. VA / Pitman Arm to 1st FA Trommelbremse / Drum Brake Achsausführung / Axle Version:8x8 Baumuster / Type:952.336	(66) (86) (19) (28)
	 1	Lenkstange / Centre Rod Assembly Schubstange / Push Rod einseitig verstellbar / Adjustable on one side Länge [mm] / Length [mm]:893 Konusmaß [mm] / Cone Size [mm]:32 Rohr-Ø [mm] / Pipe Ø [mm]:42	(6) (85) (101) (69) (58) (80)	24306 01 002 460 02 05  11394 04
4140 AK, 290 kW 4143 AK 4148 AK, 15928 ccm		04.97 - 10.02 04.97 - 10.02 04.97 - 10.02	RHD  Lenkstockhebel zur 1. VA / Pitman Arm to 1st FA Trommelbremse / Drum Brake Radstand [mm] / Wheelbase [mm]:4800 Baumuster / Type:952.336	(66) (86) (76) (28)
4140 AK, 290-300 kW		04.03 -	RHD  Lenkstockhebel zur 1. VA / Pitman Arm to 1st FA Trommelbremse / Drum Brake Radstand [mm] / Wheelbase [mm]:4800 Baumuster / Type:932.336	(66) (86) (76) (28)
4141 AK 4143 AK 4144 AK 4146 AK 4148 AK, 11946 ccm 4148 AK, 15928 ccm 4150 AK 4151 AK 4155 AK 4160 AK 4165 AK		04.03 - 04.03 - 04.03 - 04.03 - 04.03 - 04.03 - 04.03 - 04.03 - 04.03 - 04.03 - 04.03 -	RHD  Lenkstockhebel zur 1. VA / Pitman Arm to 1st FA Trommelbremse / Drum Brake Radstand [mm] / Wheelbase [mm]:4800 für Fzg. mit zul. Gesamtgewicht [t] / for vehicles with permissible total weight [t]:41 Baumuster / Type:932.336	(66) (86) (76) (121) (28)
4140 K 4146 AK 4148 K		- 12.03 10.97 - - 12.03	RHD  Lenkstockhebel zur 1. VA / Pitman Arm to 1st FA Trommelbremse / Drum Brake Baumuster / Type:952.336	(66) (86) (28)



MERCEDES-BENZ



ACTROS 4036 - 4841 8x8/4 06.96 -

 3	Lenkstange / Centre Rod Assembly Schubstange / Push Rod nicht verstellbar / not adjustable Länge [mm] / Length [mm]:708 Konusmaß [mm] / Cone Size [mm]:32 Rohr-Ø [mm] / Pipe Ø [mm]:40		(6) (85) (146) (69) (58) (80)	24307 01 002 460 06 05 	
	4140 AK, 290 kW 4143 AK 4148 AK, 15928 ccm	04.97 - 10.02 04.97 - 10.02 04.97 - 10.02		am Zwischenhebel / at the intermediate lever (97) am Lenkhebel / at steering arm (94) Radstand [mm] / Wheelbase [mm]:4800 (76) Baumuster / Type:952.336 (28)	
	4140 AK, 290-300 kW	04.03 -		am Zwischenhebel / at the intermediate lever (97) am Lenkhebel / at steering arm (94) Radstand [mm] / Wheelbase [mm]:4800 (76) Baumuster / Type:932.336 (28)	
	4141 AK 4143 AK 4144 AK 4146 AK 4148 AK, 11946 ccm 4148 AK, 15928 ccm 4150 AK 4151 AK 4155 AK 4160 AK 4165 AK	04.03 - 04.03 - 04.03 - 04.03 - 04.03 - 04.03 - 04.03 - 04.03 - 04.03 - 04.03 - 04.03 -		am Zwischenhebel / at the intermediate lever (97) am Lenkhebel / at steering arm (94) Radstand [mm] / Wheelbase [mm]:4800 (76) für Fzg. mit zul. Gesamtgewicht [t] / for vehicles with permissible total weight [t]:41 (121) Baumuster / Type:932.336 (28)	
	4140 K 4146 AK 4148 K	- 12.03 10.97 - - 12.03		am Zwischenhebel / at the intermediate lever (97) am Lenkhebel / at steering arm (94) Baumuster / Type:952.336 (28)	
	 3	Lenkstange / Centre Rod Assembly Schubstange / Push Rod nicht verstellbar / not adjustable Länge [mm] / Length [mm]:1095 Konusmaß [mm] / Cone Size [mm]:32 Rohr-Ø [mm] / Pipe Ø [mm]:42 mit Zubehör / with accessories		(6) (85) (146) (69) (58) (80) (140)	25249 01 001 460 13 05 
4141 AK 4143 AK 4144 AK 4146 AK 4148 AK, 11946 ccm 4148 AK, 15928 ccm 4150 AK 4151 AK 4155 AK 4160 AK 4165 AK		04.03 - 04.03 - 04.03 - 04.03 - 04.03 - 04.03 - 04.03 - 04.03 - 04.03 - 04.03 - 04.03 -		am Zwischenhebel / at the intermediate lever (97) Zwischenhebel 1 zum Zwischenlager 2 / Control arm 1 to intermediate bearing 2 (89) Scheibenbremse / Disc Brake (83) Radstand [mm] / Wheelbase [mm]:4800 (76) für Fzg. mit zul. Gesamtgewicht [t] / for vehicles with permissible total weight [t]:41 (121) Baumuster / Type:932.336 (28)	
 4		Spurstangenkopf / Tie Rod End am Lenkzylinder / at steering cylinder Länge [mm] / Length [mm]:75 Konusmaß [mm] / Cone Size [mm]:32 Gewindemaß / Thread Size:M26x1,5 mit Rechtsgewinde / with right-hand thread mit Innengewinde / with internal thread mit Zubehör / with accessories		(10) (95) (69) (58) (49) (137) (133) (140)	33397 01 002 460 06 48 
		4140 AK, 290 kW 4143 AK 4148 AK, 15928 ccm	04.97 - 10.02 04.97 - 10.02 04.97 - 10.02		am Lenkzylinder / at steering cylinder (95) Baumuster / Type:952.336 (28) Radstand [mm] / Wheelbase [mm]:4800 (76) für Fzg. mit zul. Gesamtgewicht [t] / for vehicles with permissible total weight [t]:41 (121)
		4140 AK, 290-300 kW	04.03 -		am Lenkzylinder / at steering cylinder (95) Baumuster / Type:932.336 (28) Radstand [mm] / Wheelbase [mm]:4800 (76) für Fzg. mit zul. Gesamtgewicht [t] / for vehicles with permissible total weight [t]:41 (121)
		4140 K 4146 AK 4148 K	- 12.03 10.97 - - 12.03		am Lenkzylinder / at steering cylinder (95) Baumuster / Type:952.336 (28)



MERCEDES-BENZ









ACTROS 4036 - 4841 **8x8/4** **06.96 -**

 6	<p>Spurstange / Rod Assembly Führungsstange / Guide Rod einseitig verstellbar / Adjustable on one side Länge [mm] / Length [mm]:1588 Konusmaß [mm] / Cone Size [mm]:38 Rohr-Ø [mm] / Pipe Ø [mm]:60 mit Zubehör / with accessories</p>	(9) (46) (101) (69) (58) (80) (140)	<p style="text-align: right;">20430 01 625 330 12 03  19615 01</p>
	4140 AK, 290 kW 04.97 - 10.02 4143 AK 04.97 - 10.02 4148 AK, 15928 ccm 04.97 - 10.02		1.VA / 1st FA (15) Achsausführung / Axle Version:730101, 730109 (19) Achslast [t] / Axle Load [t]:9 (23) Baumuster / Type:952.336 (28)
	4140 AK, 290-300 kW 04.03 -		1.VA / 1st FA (15) Achsausführung / Axle Version:730109, 730115 (19) Achslast [t] / Axle Load [t]:9 (23) Baumuster / Type:932.336 (28)
	4141 AK 04.03 - 4143 AK 04.03 - 4144 AK 04.03 - 4146 AK 04.03 - 4148 AK, 11946 ccm 04.03 - 4148 AK, 15928 ccm 04.03 - 4150 AK 04.03 - 4151 AK 04.03 - 4155 AK 04.03 - 4160 AK 04.03 - 4165 AK 04.03 -		1.VA / 1st FA (15) Achsausführung / Axle Version:730109, 730115 (19) Achslast [t] / Axle Load [t]:9 (23) für Fzg. mit zul. Gesamtgewicht [t] / for vehicles with permissible total weight [t]:41 (121) Baumuster / Type:932.336 (28)
	4140 K - 12.03 4146 AK 10.97 - 4148 K - 12.03		1.VA / 1st FA (15) Achsausführung / Axle Version:730.101/109 (19) Achslast [t] / Axle Load [t]:9 (23) Baumuster / Type:952.336 (28)



MERCEDES-BENZ













ACTROS 4036 - 4841 8x8/4 06.96 -

 16	Stange/Strebe, Stabilisator / Rod/Strut, stabiliser Koppelstange / Coupling Rod Länge [mm] / Length [mm]:1815 Rohr-Ø [mm] / Pipe Ø [mm]:58 nicht verstellbar / not adjustable ohne Zubehör / without accessories	(11) (60) (69) (80) (146) (149)	30765 01  000 322 06 23
	4140 AK, 290 kW 4140 K 4143 AK 4146 AK 4148 AK, 15928 ccm 4148 K	04.97 - 10.02 - 12.03 04.97 - 10.02 10.97 - 04.97 - 10.02 - 12.03	 Druckstange / Pressure Rod für Fahrzeuge ohne Retarder / for vehicles without retarder (39) für Fahrzeuge mit Nebenantrieb / for vehicles with PTO (119) Baumuster / Type:952.336 (109) (28)
	4140 AK, 290 kW 4140 K 4143 AK 4146 AK 4148 AK, 15928 ccm 4148 K	04.97 - 10.02 - 12.03 04.97 - 10.02 10.97 - 04.97 - 10.02 - 12.03	 Druckstange / Pressure Rod für Fahrzeuge mit Retarder / for vehicles with retarder (39) für Fahrzeuge ohne Nebenantrieb / for vehicles without PTO (110) Baumuster / Type:952.336 (118) (28)
	4140 AK, 290 kW 4140 K 4143 AK 4146 AK 4148 AK, 15928 ccm 4148 K	04.97 - 10.02 - 12.03 04.97 - 10.02 10.97 - 04.97 - 10.02 - 12.03	 Druckstange / Pressure Rod für Fahrzeuge ohne Retarder / for vehicles without retarder (39) für Fahrzeuge ohne Nebenantrieb / for vehicles without PTO (119) Baumuster / Type:952.336 (118) (28)
	4140 AK, 290-300 kW 4141 AK 4143 AK 4144 AK 4146 AK 4148 AK, 11946 ccm 4148 AK, 15928 ccm 4150 AK 4151 AK 4155 AK 4160 AK 4165 AK	04.03 - 04.03 - 04.03 - 04.03 - 04.03 - 04.03 - 04.03 - 04.03 - 04.03 - 04.03 - 04.03 - 04.03 -	 Druckstange / Pressure Rod für Fahrzeuge ohne Retarder / for vehicles without retarder (39) für Fahrzeuge ohne Nebenantrieb / for vehicles without PTO (119) Baumuster / Type:932.336 (118) (28)
	4140 AK, 290-300 kW 4141 AK 4143 AK 4144 AK 4146 AK 4148 AK, 11946 ccm 4148 AK, 15928 ccm 4150 AK 4151 AK 4155 AK 4160 AK 4165 AK	04.03 - 04.03 - 04.03 - 04.03 - 04.03 - 04.03 - 04.03 - 04.03 - 04.03 - 04.03 - 04.03 -	 Druckstange / Pressure Rod für Fahrzeuge ohne Retarder / for vehicles without retarder (39) für Fahrzeuge mit Nebenantrieb / for vehicles with PTO (119) Baumuster / Type:932.336 (109) (28)
	4140 AK, 290-300 kW 4141 AK 4143 AK 4144 AK 4146 AK 4148 AK, 11946 ccm 4148 AK, 15928 ccm 4150 AK 4151 AK 4155 AK 4160 AK 4165 AK	04.03 - 04.03 - 04.03 - 04.03 - 04.03 - 04.03 - 04.03 - 04.03 - 04.03 - 04.03 - 04.03 -	 Druckstange / Pressure Rod für Fahrzeuge mit Retarder / for vehicles with retarder (39) für Fahrzeuge ohne Nebenantrieb / for vehicles without PTO (110) Baumuster / Type:932.336 (118) (28)



MERCEDES-BENZ







ACTROS 4036 - 4841 **8x8/4** **06.96 -**

 10 Lenker, Radaufhängung / Track Control Arm Längslenker / Trailing Arm nicht verstellbar / not adjustable Länge [mm] / Length [mm]:615 Rohr-Ø [mm] / Pipe Ø [mm]:52 Bohrung-Ø 1 / Bohrung-Ø 2 [mm] / Bore Ø 1 / Bore Ø 2 [mm]:21/21 Lochabstand 1/Lochabstand 2 / Hole Pitch 1/ Hole Pitch 2:152/152 Molekularlager / Molecular Bearing	(5)	22989 01 948 350 25 05 ® 25158 01	
	(70)		
	(146)		
	(69)		
	(80)		
	(30)		
	(67)		
	(71)		
4140 AK, 290 kW 4143 AK 4148 AK, 15928 ccm	04.97 - 10.02 04.97 - 10.02 04.97 - 10.02	 Doppelachsaggregat / Tandem-axle Assembly 1.HA / 1st RA 2.HA / 2nd RA Achsabstand [mm] / Centre Distance [mm]:1450 Radstand [mm] / Wheelbase [mm]:4800 Baumuster / Type:952.336	(36) (14) (16) (18) (76) (28)
4140 AK, 290-300 kW	04.03 -	 Doppelachsaggregat / Tandem-axle Assembly 1.HA / 1st RA 2.HA / 2nd RA Achsabstand [mm] / Centre Distance [mm]:1450 Radstand [mm] / Wheelbase [mm]:4800 Baumuster / Type:932.336	(36) (14) (16) (18) (76) (28)
4141 AK 4143 AK 4144 AK 4146 AK 4148 AK, 11946 ccm 4148 AK, 15928 ccm 4150 AK 4151 AK 4155 AK 4160 AK 4165 AK	04.03 - 04.03 - 04.03 - 04.03 - 04.03 - 04.03 - 04.03 - 04.03 - 04.03 - 04.03 - 04.03 -	 Doppelachsaggregat / Tandem-axle Assembly 1.HA / 1st RA 2.HA / 2nd RA Achsabstand [mm] / Centre Distance [mm]:1450 Radstand [mm] / Wheelbase [mm]:4800 für Fzg. mit zul. Gesamtgewicht [t] / for vehicles with permissible total weight [t]:41 Baumuster / Type:932.336	(36) (14) (16) (18) (76) (121) (28)
4140 K 4146 AK 4148 K	- 12.03 10.97 - - 12.03	 Doppelachsaggregat / Tandem-axle Assembly 1.HA / 1st RA 2.HA / 2nd RA Achsabstand [mm] / Centre Distance [mm]:1450 Baumuster / Type:952.336	(36) (14) (16) (18) (28)
 10 Lenker, Radaufhängung / Track Control Arm Längslenker / Trailing Arm nicht verstellbar / not adjustable Länge [mm] / Length [mm]:565 Rohr-Ø [mm] / Pipe Ø [mm]:52 Bohrung-Ø 1 / Bohrung-Ø 2 [mm] / Bore Ø 1 / Bore Ø 2 [mm]:21/21 Lochabstand 1/Lochabstand 2 / Hole Pitch 1/ Hole Pitch 2:152/152 Molekularlager / Molecular Bearing	(5)	29461 01 948 350 24 05 ® 25158 01	
	(70)		
	(146)		
	(69)		
	(80)		
	(30)		
	(67)		
	(71)		
4140 AK, 290 kW 4143 AK 4148 AK, 15928 ccm	04.97 - 10.02 04.97 - 10.02 04.97 - 10.02	 Doppelachsaggregat / Tandem-axle Assembly 1.HA / 1st RA 2.HA / 2nd RA Radstand [mm] / Wheelbase [mm]:4800 Baumuster / Type:952.336	(36) (14) (16) (76) (28)
4140 AK, 290-300 kW	04.03 -	 Doppelachsaggregat / Tandem-axle Assembly 1.HA / 1st RA 2.HA / 2nd RA Radstand [mm] / Wheelbase [mm]:4800 Baumuster / Type:932.336	(36) (14) (16) (76) (28)
4141 AK 4143 AK 4144 AK 4146 AK 4148 AK, 11946 ccm 4148 AK, 15928 ccm 4150 AK 4151 AK 4155 AK 4160 AK 4165 AK	04.03 - 04.03 - 04.03 - 04.03 - 04.03 - 04.03 - 04.03 - 04.03 - 04.03 - 04.03 - 04.03 -	 Doppelachsaggregat / Tandem-axle Assembly 1.HA / 1st RA 2.HA / 2nd RA Radstand [mm] / Wheelbase [mm]:4800 für Fzg. mit zul. Gesamtgewicht [t] / for vehicles with permissible total weight [t]:41 Baumuster / Type:932.336	(36) (14) (16) (76) (121) (28)
4140 K 4146 AK 4148 K	- 12.03 10.97 - - 12.03	 Doppelachsaggregat / Tandem-axle Assembly 1.HA / 1st RA 2.HA / 2nd RA Baumuster / Type:952.336	(36) (14) (16) (28)



MERCEDES-BENZ







ACTROS 4036 - 4841 8x8/4 06.96 -

 8	Lenker, Radaufhängung / Track Control Arm		(5)	23069 02 948 350 30 05 © 30590 01 © 30589 01 
	Dreieckslenker (Nfz) / Wishbone (CV)		(38)	
	Länge [mm] / Length [mm]:622		(69)	
	Lochabstand 1/Lochabstand 2 / Hole Pitch 1/ Hole Pitch 2:152/130/130		(67)	
	Bohrung-Ø 1 / Bohrung-Ø 2 [mm] / Bore Ø 1 / Bore Ø 2 [mm]:25/25/25		(30)	
Rohr-Ø [mm] / Pipe Ø [mm]:46		(80)		
Molekularlager / Molecular Bearing		(71)		
4140 AK, 290 kW	04.97 - 10.02	 Doppelachsaggregat / Tandem-axle Assembly Achsausführung / Axle Version:2x10t, 2x13t 1.HA / 1st RA 2.HA / 2nd RA Scheibenbremse / Disc Brake Radstand [mm] / Wheelbase [mm]:4800 Baumuster / Type:952.336	(36)	
4143 AK	04.97 - 10.02		(19)	
4148 AK, 15928 ccm	04.97 - 10.02		(14)	
			(16)	
			(83)	
			(76)	
			(28)	
4140 AK, 290-300 kW	04.03 -	 Doppelachsaggregat / Tandem-axle Assembly Achsausführung / Axle Version:2x10t, 2x13t 1.HA / 1st RA 2.HA / 2nd RA Scheibenbremse / Disc Brake Radstand [mm] / Wheelbase [mm]:4800 Baumuster / Type:932.336	(36)	
			(19)	
			(14)	
			(16)	
			(83)	
			(76)	
			(28)	
4141 AK	04.03 -	 Doppelachsaggregat / Tandem-axle Assembly Achsausführung / Axle Version:2x10t, 2x13t 1.HA / 1st RA 2.HA / 2nd RA Scheibenbremse / Disc Brake Radstand [mm] / Wheelbase [mm]:4800 für Fzg. mit zul. Gesamtgewicht [t] / for vehicles with permissible total weight [t]:41 Baumuster / Type:932.336	(36)	
4143 AK	04.03 -		(19)	
4144 AK	04.03 -		(14)	
4146 AK	04.03 -		(16)	
4148 AK, 11946 ccm	04.03 -		(83)	
4148 AK, 15928 ccm	04.03 -		(76)	
4150 AK	04.03 -		(121)	
4151 AK	04.03 -		(28)	
4155 AK	04.03 -			
4160 AK	04.03 -			
4165 AK	04.03 -			
4140 K	- 12.03	 Doppelachsaggregat / Tandem-axle Assembly Achsausführung / Axle Version:2x10t, 2x13t 1.HA / 1st RA 2.HA / 2nd RA Scheibenbremse / Disc Brake Baumuster / Type:952.336	(36)	
4146 AK	10.97 -		(19)	
4148 K	- 12.03		(14)	
			(16)	
			(83)	
			(28)	



MERCEDES-BENZ











ACTROS 4036 - 4841 8x8/4 06.96 -

 8	Lenker, Radaufhängung / Track Control Arm Dreieckslenker (Nfz) / Wishbone (CV) Länge [mm] / Length [mm]:667 Lochabstand 1/Lochabstand 2 / Hole Pitch 1/ Hole Pitch 2:152/130/130 Bohrung-Ø 1 / Bohrung-Ø 2 [mm] / Bore Ø 1 / Bore Ø 2 [mm]:25/23/23 Rohr-Ø [mm] / Pipe Ø [mm]:60 Molekularlager / Molecular Bearing	(5) (38) (69) (67) (30) (80) (71)	25314 01 © 28706 01 © 28705 01	948 350 23 05 
	4140 AK, 290 kW 4143 AK 4148 AK, 15928 ccm	04.97 - 10.02 04.97 - 10.02 04.97 - 10.02	 Doppelachsaggregat / Tandem-axle Assembly Achsausführung / Axle Version:2x18t 1.HA / 1st RA 2.HA / 2nd RA Scheibenbremse / Disc Brake Radstand [mm] / Wheelbase [mm]:4800 Baumuster / Type:952.336	(36) (19) (14) (16) (83) (76) (28)
	4140 AK, 290-300 kW	04.03 -	 Doppelachsaggregat / Tandem-axle Assembly Achsausführung / Axle Version:2x18t 1.HA / 1st RA 2.HA / 2nd RA Scheibenbremse / Disc Brake Radstand [mm] / Wheelbase [mm]:4800 Baumuster / Type:932.336	(36) (19) (14) (16) (83) (76) (28)
	4141 AK 4143 AK 4144 AK 4146 AK 4148 AK, 11946 ccm 4148 AK, 15928 ccm 4150 AK 4151 AK 4155 AK 4160 AK 4165 AK	04.03 - 04.03 - 04.03 - 04.03 - 04.03 - 04.03 - 04.03 - 04.03 - 04.03 - 04.03 - 04.03 -	 Doppelachsaggregat / Tandem-axle Assembly Achsausführung / Axle Version:2x18t 1.HA / 1st RA 2.HA / 2nd RA Scheibenbremse / Disc Brake Radstand [mm] / Wheelbase [mm]:4800 für Fzg. mit zul. Gesamtgewicht [t] / for vehicles with permissible total weight [t]:41 Baumuster / Type:932.336	(36) (19) (14) (16) (83) (76) (121) (28)
	4140 K 4146 AK 4148 K	- 12.03 10.97 - - 12.03	 Doppelachsaggregat / Tandem-axle Assembly Achsausführung / Axle Version:2x18t 1.HA / 1st RA 2.HA / 2nd RA Scheibenbremse / Disc Brake Baumuster / Type:952.336	(36) (19) (14) (16) (83) (28)



MERCEDES-BENZ










ACTROS 4036 - 4841 8x8/4 06.96 -

 8 Lenker, Radaufhängung / Track Control Arm Dreieckslenker (Nfz) / Wishbone (CV) Länge [mm] / Length [mm]:621,5 Rohr-Ø [mm] / Pipe Ø [mm]:60 Bohrung-Ø 1 / Bohrung-Ø 2 [mm] / Bore Ø 1 / Bore Ø 2 [mm]:25/23/23 Lochabstand 1/Lochabstand 2 / Hole Pitch 1/ Hole Pitch 2:152/130/130 Molekularlager / Molecular Bearing	(5)		26031 01 948 350 22 05
	(38)		Ⓜ 28706 01
	(69)		Ⓜ 28705 01
	(80)		
	(30)		
	(67)		
	(71)		
4140 AK, 290 kW	04.97 - 10.02		Doppelachsaggregat / Tandem-axle Assembly (36)
4143 AK	04.97 - 10.02		Achsausführung / Axle Version:2x16t (19)
4148 AK, 15928 ccm	04.97 - 10.02		1.HA / 1st RA (14)
			2.HA / 2nd RA (16)
			Scheibenbremse / Disc Brake (83)
			Radstand [mm] / Wheelbase [mm]:4800 (76)
			Baumuster / Type:952.336 (28)
4140 AK, 290-300 kW	04.03 -		Doppelachsaggregat / Tandem-axle Assembly (36)
			Achsausführung / Axle Version:2x16t (19)
			1.HA / 1st RA (14)
			2.HA / 2nd RA (16)
			Scheibenbremse / Disc Brake (83)
			Radstand [mm] / Wheelbase [mm]:4800 (76)
			Baumuster / Type:932.336 (28)
4141 AK	04.03 -		Doppelachsaggregat / Tandem-axle Assembly (36)
4143 AK	04.03 -		Achsausführung / Axle Version:2x16t (19)
4144 AK	04.03 -		1.HA / 1st RA (14)
4146 AK	04.03 -		2.HA / 2nd RA (16)
4148 AK, 11946 ccm	04.03 -		Scheibenbremse / Disc Brake (83)
4148 AK, 15928 ccm	04.03 -		Radstand [mm] / Wheelbase [mm]:4800 (76)
4150 AK	04.03 -		für Fzg. mit zul. Gesamtgewicht [t] / for vehicles with permissible total weight [t]:41 (121)
4151 AK	04.03 -		Baumuster / Type:932.336 (28)
4155 AK	04.03 -		
4160 AK	04.03 -		
4165 AK	04.03 -		
4140 K	10.97 - 12.03		Doppelachsaggregat / Tandem-axle Assembly (36)
4146 AK	10.97 - 12.03		Achsausführung / Axle Version:2x16t (19)
4148 K	10.97 - 12.03		1.HA / 1st RA (14)
			2.HA / 2nd RA (16)
			Scheibenbremse / Disc Brake (83)
			Baumuster / Type:952.336 (28)
 8 Lenker, Radaufhängung / Track Control Arm Dreieckslenker (Nfz) / Wishbone (CV) Länge [mm] / Length [mm]:621,5 Rohr-Ø [mm] / Pipe Ø [mm]:60 Bohrung-Ø 1 / Bohrung-Ø 2 [mm] / Bore Ø 1 / Bore Ø 2 [mm]:25/23/23 Lochabstand 1/Lochabstand 2 / Hole Pitch 1/ Hole Pitch 2:152/130/130 Molekularlager / Molecular Bearing	(5)		33736 01 948 350 27 05
	(38)		Ⓜ 28706 01
	(69)		Ⓜ 28705 01
	(80)		
	(30)		
	(67)		
	(71)		
4140 AK, 290-300 kW	04.03 -		Doppelachsaggregat / Tandem-axle Assembly (36)
			Achsausführung / Axle Version:2x16t (19)
			1.HA / 1st RA (14)
			2.HA / 2nd RA (16)
			Trommelbremse / Drum Brake (86)
			Radstand [mm] / Wheelbase [mm]:4800 (76)
			Baumuster / Type:932.336 (28)
4141 AK	04.03 -		Doppelachsaggregat / Tandem-axle Assembly (36)
4143 AK	04.03 -		Achsausführung / Axle Version:2x16t (19)
4144 AK	04.03 -		1.HA / 1st RA (14)
4146 AK	04.03 -		2.HA / 2nd RA (16)
4148 AK, 11946 ccm	04.03 -		Trommelbremse / Drum Brake (86)
4148 AK, 15928 ccm	04.03 -		Radstand [mm] / Wheelbase [mm]:4800 (76)
4150 AK	04.03 -		für Fzg. mit zul. Gesamtgewicht [t] / for vehicles with permissible total weight [t]:41 (121)
4151 AK	04.03 -		Baumuster / Type:932.336 (28)
4155 AK	04.03 -		
4160 AK	04.03 -		
4165 AK	04.03 -		



MERCEDES-BENZ

ACTROS 4036 - 4841 8x8/4 06.96 -

 8	Lenker, Radaufhängung / Track Control Arm Dreieckslenker (Nfz) / Wishbone (CV) Länge [mm] / Length [mm]:667 Rohr-Ø [mm] / Pipe Ø [mm]:60 Bohrung-Ø 1 / Bohrung-Ø 2 [mm] / Bore Ø 1 / Bore Ø 2 [mm]:25/23/23 Lochabstand 1/Lochabstand 2 / Hole Pitch 1/ Hole Pitch 2:152/130/130 Molekularlager / Molecular Bearing	(5) (38) (69) (80) (30) (67) (71)	33737 01 948 350 28 05 Ⓜ 28706 01 Ⓜ 28705 01	
	4140 AK, 290-300 kW 04.03 -	 Doppelachsaggregat / Tandem-axle Assembly Achsausführung / Axle Version:13t / 18t 1.HA / 1st RA 2.HA / 2nd RA Trommelbremse / Drum Brake Radstand [mm] / Wheelbase [mm]:4800 Baumuster / Type:932.336	(36) (19) (14) (16) (86) (76) (28)	
4141 AK 04.03 - 4143 AK 04.03 - 4144 AK 04.03 - 4146 AK 04.03 - 4148 AK, 11946 ccm 04.03 - 4148 AK, 15928 ccm 04.03 - 4150 AK 04.03 - 4151 AK 04.03 - 4155 AK 04.03 - 4160 AK 04.03 - 4165 AK 04.03 -	 Doppelachsaggregat / Tandem-axle Assembly Achsausführung / Axle Version:13t / 18t 1.HA / 1st RA 2.HA / 2nd RA Trommelbremse / Drum Brake Radstand [mm] / Wheelbase [mm]:4800 für Fzg. mit zul. Gesamtgewicht [t] / for vehicles with permissible total weight [t]:41 Baumuster / Type:932.336	(36) (19) (14) (16) (86) (76) (121) (28)		
 8	Lenker, Radaufhängung / Track Control Arm Dreieckslenker (Nfz) / Wishbone (CV) Länge [mm] / Length [mm]:622 Rohr-Ø [mm] / Pipe Ø [mm]:46 Bohrung-Ø 1 / Bohrung-Ø 2 [mm] / Bore Ø 1 / Bore Ø 2 [mm]:25/25/25 Lochabstand 1/Lochabstand 2 / Hole Pitch 1/ Hole Pitch 2:152/130/130 Molekularlager / Molecular Bearing	(5) (38) (69) (80) (30) (67) (71)	33738 01 948 350 29 05 Ⓜ 30589 01 Ⓜ 30590 01	
	4140 AK, 290-300 kW 04.03 -	 Doppelachsaggregat / Tandem-axle Assembly Achsausführung / Axle Version:2x13t Trommelbremse / Drum Brake 1.HA / 1st RA 2.HA / 2nd RA Radstand [mm] / Wheelbase [mm]:4800 Baumuster / Type:932.336	(36) (19) (86) (14) (16) (76) (28)	
4141 AK 04.03 - 4143 AK 04.03 - 4144 AK 04.03 - 4146 AK 04.03 - 4148 AK, 11946 ccm 04.03 - 4148 AK, 15928 ccm 04.03 - 4150 AK 04.03 - 4151 AK 04.03 - 4155 AK 04.03 - 4160 AK 04.03 - 4165 AK 04.03 -	 Doppelachsaggregat / Tandem-axle Assembly Achsausführung / Axle Version:2x13t Trommelbremse / Drum Brake 1.HA / 1st RA 2.HA / 2nd RA Radstand [mm] / Wheelbase [mm]:4800 für Fzg. mit zul. Gesamtgewicht [t] / for vehicles with permissible total weight [t]:41 Baumuster / Type:932.336	(36) (19) (86) (14) (16) (76) (121) (28)		
	Kugelpopf, Schaltgestänge Ball Head, gearshift linkage Länge [mm] / Length [mm]:55 Konusmaß [mm] / Cone Size [mm]:10 Aussengewinde [mm] / Outer Thread [mm]:M14x1,5 mit Rechtsgewinde / with right-hand thread	(3) (69) (58) (27) (137)	19465 01 000 996 70 45	
	4140 AK, 290 kW 04.97 - 10.02 4140 K - 12.03 4143 AK 04.97 - 10.02 4146 AK 10.97 - 4148 AK, 15928 ccm 04.97 - 10.02 4148 K - 12.03			




Pos



Ref.



MERCEDES-BENZ











ACTROS 4036 - 4841		8x8/4	06.96 -
Kugelpopf, Schaltgestänge Ball Head, gearshift linkage Länge [mm] / Length [mm]:45 Konusmaß [mm] / Cone Size [mm]:12 Innengewinde [mm] / Inner Thread [mm]:M12 mit Linksgewinde / with left-hand thread Gewindemaß / Thread Size:M10	(3)		21691 01 000 996 67 45
	(69) (58) (55) (135) (49)		4140 AK, 290 kW 04.97 - 10.02 4140 K - 12.03 4143 AK 04.97 - 10.02 4146 AK 10.97 - 4148 AK, 15928 ccm 04.97 - 10.02 4148 K - 12.03
Kugelpopf, Schaltgestänge Ball Head, gearshift linkage Länge [mm] / Length [mm]:59 Konusmaß [mm] / Cone Size [mm]:10 Innengewinde [mm] / Inner Thread [mm]:M12 mit Rechtsgewinde / with right-hand thread Gewindemaß / Thread Size:M10	(3)		21696 01 000 996 66 45
	(69) (58) (55) (137) (49)		4140 AK, 290 kW 04.97 - 10.02 4140 K - 12.03 4143 AK 04.97 - 10.02 4146 AK 10.97 - 4148 AK, 15928 ccm 04.97 - 10.02 4148 K - 12.03
Kugelpopf, Schaltgestänge Ball Head, gearshift linkage Länge [mm] / Length [mm]:55 Konusmaß [mm] / Cone Size [mm]:12 Aussengewinde [mm] / Outer Thread [mm]:M14x1,5 mit Rechtsgewinde / with right-hand thread	(3)		22721 01 000 268 59 89
	(69) (58) (27) (137)		4140 AK, 290 kW 04.97 - 10.02 4140 K - 12.03 4143 AK 04.97 - 10.02 4146 AK 10.97 - 4148 AK, 15928 ccm 04.97 - 10.02 4148 K - 12.03



MERCEDES-BENZ

ACTROS 4036 - 4841

06.96 -










1 Lenkstange / Centre Rod Assembly Schubstange / Push Rod einseitig verstellbar / Adjustable on one side Länge [mm] / Length [mm]:904 Konusmaß [mm] / Cone Size [mm]:32 Rohr-Ø [mm] / Pipe Ø [mm]:52 mit Zubehör / with accessories	(6)	23470 01 001 460 71 05 11394 04 
	(85)	
4140	(101)	 Lenkstockhebel zur 1. VA / Pitman Arm to 1st FA (66) Scheibenbremse / Disc Brake (83) Radstand [mm] / Wheelbase [mm]:4200 (76) Radstand [mm] / Wheelbase [mm]:4500 (76) Radstand [mm] / Wheelbase [mm]:5100 (76) Achsausführung / Axle Version:8x4/4 (19) Baumuster / Type:932.314-315/317 (28)
1 Lenkstange / Centre Rod Assembly Schubstange / Push Rod einseitig verstellbar / Adjustable on one side Länge [mm] / Length [mm]:893 Konusmaß [mm] / Cone Size [mm]:32 Rohr-Ø [mm] / Pipe Ø [mm]:42 mit Zubehör / with accessories	(6)	24201 01 001 460 74 05 11394 04 
	(85)	
4140	(101)	 Lenkstockhebel zur 1. VA / Pitman Arm to 1st FA (66) Trommelbremse / Drum Brake (86) Radstand [mm] / Wheelbase [mm]:4800 (76) Achsausführung / Axle Version:8x8, 8x8/4 (19) Baumuster / Type:932.336 (28)
4140	(69)	 Lenkstockhebel zur 1. VA / Pitman Arm to 1st FA (66) Trommelbremse / Drum Brake (86) Radstand [mm] / Wheelbase [mm]:4500 (76) Achsausführung / Axle Version:8x8, 8x6/4 (19) Baumuster / Type:932.325 (28)
1 Lenkstange / Centre Rod Assembly Schubstange / Push Rod einseitig verstellbar / Adjustable on one side Länge [mm] / Length [mm]:893 Konusmaß [mm] / Cone Size [mm]:32 Rohr-Ø [mm] / Pipe Ø [mm]:42	(6)	24306 01 002 460 02 05 11394 04 
	(85)	
4140	(101)	 Lenkstockhebel zur 1. VA / Pitman Arm to 1st FA (66) Trommelbremse / Drum Brake (86) Radstand [mm] / Wheelbase [mm]:4500 (76) Achsausführung / Axle Version:8x6/4 (19) Baumuster / Type:932.325 (28)
4140	(69)	 Lenkstockhebel zur 1. VA / Pitman Arm to 1st FA (66) Trommelbremse / Drum Brake (86) Radstand [mm] / Wheelbase [mm]:4800 (76) Achsausführung / Axle Version:8x8/4 (19) Baumuster / Type:932.336 (28)
2 Lenkstange / Centre Rod Assembly Schubstange / Push Rod beidseitig verstellbar / Adjustable on both sides Länge [mm] / Length [mm]:733 Konusmaß [mm] / Cone Size [mm]:32 Rohr-Ø [mm] / Pipe Ø [mm]:36 mit Zubehör / with accessories	(6)	29799 01 001 460 15 05 11394 04 12280 04 
	(85)	
4140	(100)	 Zwischenhebel zur Vorderachse 2 / Control arm to front axle 2 (92) Radstand [mm] / Wheelbase [mm]:4200 (76) Radstand [mm] / Wheelbase [mm]:4500 (76) Radstand [mm] / Wheelbase [mm]:5100 (76) Achsausführung / Axle Version:8x4/4 (19) Baumuster / Type:932.314-315/317 (28)



MERCEDES-BENZ

ACTROS 4036 - 4841

06.96 -











3	Lenkstange / Centre Rod Assembly Schubstange / Push Rod nicht verstellbar / not adjustable Länge [mm] / Length [mm]:708 Konusmaß [mm] / Cone Size [mm]:32 Rohr-Ø [mm] / Pipe Ø [mm]:40	(6) (85) (146) (69) (58) (80)	24307 01 002 460 06 05 
	4140	 am Zwischenhebel / at the intermediate lever (97) vom Lenkstockhebel zum Zwischenhebel / from pitman arm to control (152) arm Radstand [mm] / Wheelbase [mm]:4800 (76) Achsausführung / Axle Version:8x8/4 (19) Baumuster / Type:932.336 (28)	
	4140	 am Zwischenhebel / at the intermediate lever (97) vom Lenkstockhebel zum Zwischenhebel / from pitman arm to control (152) arm Radstand [mm] / Wheelbase [mm]:4500 (76) Achsausführung / Axle Version:8x6/4 (19) Baumuster / Type:932.325 (28)	
3	Lenkstange / Centre Rod Assembly Schubstange / Push Rod nicht verstellbar / not adjustable Länge [mm] / Length [mm]:1095 Konusmaß [mm] / Cone Size [mm]:32 Rohr-Ø [mm] / Pipe Ø [mm]:42 mit Zubehör / with accessories	(6) (85) (146) (69) (58) (80) (140)	25249 01 001 460 13 05 
	4140	 am Zwischenhebel / at the intermediate lever (97) Zwischenhebel 1 zum Zwischenlager 2 / Control arm 1 to intermediate (89) bearing 2 Scheibenbremse / Disc Brake (83) Radstand [mm] / Wheelbase [mm]:4200 (76) Radstand [mm] / Wheelbase [mm]:4500 (76) Radstand [mm] / Wheelbase [mm]:5100 (76) Achsausführung / Axle Version:8x4/4 (19) Baumuster / Type:932.314-315/317 (28)	
	4140	 am Zwischenhebel / at the intermediate lever (97) Zwischenhebel 1 zum Zwischenlager 2 / Control arm 1 to intermediate (89) bearing 2 Scheibenbremse / Disc Brake (83) Radstand [mm] / Wheelbase [mm]:4800 (76) Achsausführung / Axle Version:8x8/4 (19) Baumuster / Type:932.336 (28)	
	4140	 am Zwischenhebel / at the intermediate lever (97) Zwischenhebel 1 zum Zwischenlager 2 / Control arm 1 to intermediate (89) bearing 2 Scheibenbremse / Disc Brake (83) Radstand [mm] / Wheelbase [mm]:4500 (76) Achsausführung / Axle Version:8x6/4 (19) Baumuster / Type:932.325 (28)	
4	Spurstangenkopf / Tie Rod End am Lenkzylinder / at steering cylinder Länge [mm] / Length [mm]:75 Konusmaß [mm] / Cone Size [mm]:32 Gewindemaß / Thread Size:M26x1,5 mit Rechtsgewinde / with right-hand thread mit Innengewinde / with internal thread mit Zubehör / with accessories	(10) (95) (69) (58) (49) (137) (133) (140)	33397 01 002 460 06 48 
	4140	 am Lenkzylinder / at steering cylinder (95) Baumuster / Type:932.314-315/317/325/336 (28) Radstand [mm] / Wheelbase [mm]:4200 (76) Radstand [mm] / Wheelbase [mm]:4500 (76) Radstand [mm] / Wheelbase [mm]:5100 (76) Radstand [mm] / Wheelbase [mm]:4800 (76) für Fzg. mit zul. Gesamtgewicht [t] / for vehicles with permissible total (121) weight [t]:41	



MERCEDES-BENZ

ACTROS 4036 - 4841

06.96 -











 8	Lenker, Radaufhängung / Track Control Arm Dreieckslenker (Nfz) / Wishbone (CV) Länge [mm] / Length [mm]:667 Lochabstand 1/Lochabstand 2 / Hole Pitch 1/ Hole Pitch 2:152/130/130 Bohrung-Ø 1 / Bohrung-Ø 2 [mm] / Bore Ø 1 / Bore Ø 2 [mm]:25/23/23 Rohr-Ø [mm] / Pipe Ø [mm]:60 Molekularlager / Molecular Bearing	(5) (38) (69) (67) (30) (80) (71)	25314 01 948 350 23 05 Ⓜ 28706 01 Ⓜ 28705 01	
	4140	 Doppelachsaggregat / Tandem-axle Assembly 1.HA / 1st RA 2.HA / 2nd RA Scheibenbremse / Disc Brake Radstand [mm] / Wheelbase [mm]:4500 Achsausführung / Axle Version:2x18t, 8x6/4 Baumuster / Type:932.325	(36) (14) (16) (83) (76) (19) (28)	
	4140	 Doppelachsaggregat / Tandem-axle Assembly 1.HA / 1st RA 2.HA / 2nd RA Scheibenbremse / Disc Brake Radstand [mm] / Wheelbase [mm]:4800 Achsausführung / Axle Version:2x18t, 8x8/4 Baumuster / Type:932.336	(36) (14) (16) (83) (76) (19) (28)	
	4140	 Doppelachsaggregat / Tandem-axle Assembly 1.HA / 1st RA 2.HA / 2nd RA Scheibenbremse / Disc Brake Radstand [mm] / Wheelbase [mm]:4200 Radstand [mm] / Wheelbase [mm]:4500 Radstand [mm] / Wheelbase [mm]:5100 Achsausführung / Axle Version:2x18t, 8x4/4 Baumuster / Type:932.314-315/317	(36) (14) (16) (83) (76) (76) (76) (19) (28)	
 8	Lenker, Radaufhängung / Track Control Arm Dreieckslenker (Nfz) / Wishbone (CV) Länge [mm] / Length [mm]:621,5 Rohr-Ø [mm] / Pipe Ø [mm]:60 Bohrung-Ø 1 / Bohrung-Ø 2 [mm] / Bore Ø 1 / Bore Ø 2 [mm]:25/23/23 Lochabstand 1/Lochabstand 2 / Hole Pitch 1/ Hole Pitch 2:152/130/130 Molekularlager / Molecular Bearing	(5) (38) (69) (80) (30) (67) (71)	26031 01 948 350 22 05 Ⓜ 28706 01 Ⓜ 28705 01	
	4140	 Doppelachsaggregat / Tandem-axle Assembly 1.HA / 1st RA 2.HA / 2nd RA Scheibenbremse / Disc Brake Radstand [mm] / Wheelbase [mm]:4800 Achsausführung / Axle Version:2x16t, 8x8/4 Baumuster / Type:932.336	(36) (14) (16) (83) (76) (19) (28)	
	4140	 Doppelachsaggregat / Tandem-axle Assembly 1.HA / 1st RA 2.HA / 2nd RA Scheibenbremse / Disc Brake Radstand [mm] / Wheelbase [mm]:4200 Radstand [mm] / Wheelbase [mm]:4500 Radstand [mm] / Wheelbase [mm]:5100 Achsausführung / Axle Version:2x16t, 8x4/4 Baumuster / Type:932.314-315/317	(36) (14) (16) (83) (76) (76) (76) (19) (28)	
	4140	 Doppelachsaggregat / Tandem-axle Assembly 1.HA / 1st RA 2.HA / 2nd RA Scheibenbremse / Disc Brake Radstand [mm] / Wheelbase [mm]:4500 Achsausführung / Axle Version:2x16t, 8x6/4 Baumuster / Type:932.325	(36) (14) (16) (83) (76) (19) (28)	



MERCEDES-BENZ

ACTROS 4036 - 4841

06.96 -









 8	Lenker, Radaufhängung / Track Control Arm Dreieckslenker (Nfz) / Wishbone (CV) Länge [mm] / Length [mm]:621,5 Rohr-Ø [mm] / Pipe Ø [mm]:60 Bohrung-Ø 1 / Bohrung-Ø 2 [mm] / Bore Ø 1 / Bore Ø 2 [mm]:25/23/23 Lochabstand 1/Lochabstand 2 / Hole Pitch 1/ Hole Pitch 2:152/130/130 Molekularlager / Molecular Bearing	(5) (38) (69) (80) (30) (67) (71)	33736 01 948 350 27 05 Ⓜ 28706 01 Ⓜ 28705 01	
	4140	 Doppelachsaggregat / Tandem-axle Assembly 1.HA / 1st RA 2.HA / 2nd RA Trommelbremse / Drum Brake Radstand [mm] / Wheelbase [mm]:4200 Radstand [mm] / Wheelbase [mm]:4500 Radstand [mm] / Wheelbase [mm]:5100 Achsausführung / Axle Version:2x16t, 8x4/4 Baumuster / Type:932.314-315/317	(36) (14) (16) (86) (76) (76) (19) (28)	
	4140	 Doppelachsaggregat / Tandem-axle Assembly 1.HA / 1st RA 2.HA / 2nd RA Trommelbremse / Drum Brake Radstand [mm] / Wheelbase [mm]:4800 Achsausführung / Axle Version:2x16t, 8x8/4 Baumuster / Type:932.336	(36) (14) (16) (86) (76) (19) (28)	
	4140	 Doppelachsaggregat / Tandem-axle Assembly 1.HA / 1st RA 2.HA / 2nd RA Trommelbremse / Drum Brake Radstand [mm] / Wheelbase [mm]:4500 Achsausführung / Axle Version:2x16t, 8x6/4 Baumuster / Type:932.325	(36) (14) (16) (86) (76) (19) (28)	
 8	Lenker, Radaufhängung / Track Control Arm Dreieckslenker (Nfz) / Wishbone (CV) Länge [mm] / Length [mm]:667 Rohr-Ø [mm] / Pipe Ø [mm]:60 Bohrung-Ø 1 / Bohrung-Ø 2 [mm] / Bore Ø 1 / Bore Ø 2 [mm]:25/23/23 Lochabstand 1/Lochabstand 2 / Hole Pitch 1/ Hole Pitch 2:152/130/130 Molekularlager / Molecular Bearing	(5) (38) (69) (80) (30) (67) (71)	33737 01 948 350 28 05 Ⓜ 28706 01 Ⓜ 28705 01	
	4140	 Doppelachsaggregat / Tandem-axle Assembly 1.HA / 1st RA 2.HA / 2nd RA Trommelbremse / Drum Brake Radstand [mm] / Wheelbase [mm]:4500 Achsausführung / Axle Version:13t / 18t, 8x6/4 Baumuster / Type:932.325	(36) (14) (16) (86) (76) (19) (28)	
	4140	 Doppelachsaggregat / Tandem-axle Assembly 1.HA / 1st RA 2.HA / 2nd RA Trommelbremse / Drum Brake Radstand [mm] / Wheelbase [mm]:4200 Radstand [mm] / Wheelbase [mm]:4500 Radstand [mm] / Wheelbase [mm]:5100 Achsausführung / Axle Version:13t / 18t, 8x4/4 Baumuster / Type:932.314-315/317	(36) (14) (16) (86) (76) (76) (19) (28)	
	4140	 Doppelachsaggregat / Tandem-axle Assembly 1.HA / 1st RA 2.HA / 2nd RA Trommelbremse / Drum Brake Radstand [mm] / Wheelbase [mm]:4800 Achsausführung / Axle Version:13t / 18t, 8x8/4 Baumuster / Type:932.336	(36) (14) (16) (86) (76) (19) (28)	



MERCEDES-BENZ












ACTROS 5041 - 5048

10x4/6

1	Lenkstange / Centre Rod Assembly Schubstange / Push Rod einseitig verstellbar / Adjustable on one side Länge [mm] / Length [mm]:904 Konusmaß [mm] / Cone Size [mm]:32 Rohr-Ø [mm] / Pipe Ø [mm]:52 mit Zubehör / with accessories	(6) (85) (101) (69) (58) (80) (140)	23470 01 001 460 71 05 11394 04 
	5041 B 06.08 - 5041 K 06.08 - 5044 B 06.08 - 5044 K 06.08 - 5046 B 06.08 - 5046 K 06.08 -	 Lenkstockhebel zur 1. VA / Pitman Arm to 1st FA (66) Scheibenbremse / Disc Brake (83) Radstand [mm] / Wheelbase [mm]:4200 (76) Radstand [mm] / Wheelbase [mm]:4500 (76) Radstand [mm] / Wheelbase [mm]:5100 (76) für Fzg. mit zul. Gesamtgewicht [t] / for vehicles with permissible total weight [t]:41 (121) Baumuster / Type:933.314/317/319 (28)	
1	Lenkstange / Centre Rod Assembly Schubstange / Push Rod einseitig verstellbar / Adjustable on one side Länge [mm] / Length [mm]:909 Konusmaß [mm] / Cone Size [mm]:30 Rohr-Ø [mm] / Pipe Ø [mm]:42 mit Zubehör / with accessories	(6) (85) (101) (69) (58) (80) (140)	24303 01 001 460 81 05 11505 03 
	5046 B 06.08 -	 Lenkstockhebel zur 1. VA / Pitman Arm to 1st FA (66) für Fahrzeuge mit gelenkter Vortlaufachse / for vehicles with hinged leading axle (115) Baumuster / Type:933.314 (28)	
1	Lenkstange / Centre Rod Assembly Schubstange / Push Rod einseitig verstellbar / Adjustable on one side Länge [mm] / Length [mm]:883 Konusmaß [mm] / Cone Size [mm]:32 Rohr-Ø [mm] / Pipe Ø [mm]:38 mit Zubehör / with accessories	(6) (85) (101) (69) (58) (80) (140)	25500 01 002 460 86 05 11394 04 
	5041 B 06.08 - 5041 K 06.08 - 5044 B 06.08 - 5044 K 06.08 - 5046 B 06.08 - 5046 K 06.08 -	 Lenkstockhebel zur 1. VA / Pitman Arm to 1st FA (66) Radstand [mm] / Wheelbase [mm]:4200 (76) Radstand [mm] / Wheelbase [mm]:4500 (76) Radstand [mm] / Wheelbase [mm]:5100 (76) für Fzg. mit zul. Gesamtgewicht [t] / for vehicles with permissible total weight [t]:41 (121) Baumuster / Type:933.314/317/319 (28)	
1	Lenkstange / Centre Rod Assembly Schubstange / Push Rod einseitig verstellbar / Adjustable on one side Länge [mm] / Length [mm]:953 Konusmaß [mm] / Cone Size [mm]:32 Rohr-Ø [mm] / Pipe Ø [mm]:42 mit Zubehör / with accessories mit Sicherungsmutter / with lock nut	(6) (85) (101) (69) (58) (80) (140) (138)	31149 01 002 460 93 05 11394 04 
	5041 B 06.08 - 5041 K 06.08 - 5044 B 06.08 - 5044 K 06.08 - 5046 B 06.08 - 5046 K 06.08 -	 Lenkstockhebel zur 1. VA / Pitman Arm to 1st FA (66) Radstand [mm] / Wheelbase [mm]:4200 (76) Radstand [mm] / Wheelbase [mm]:4500 (76) Radstand [mm] / Wheelbase [mm]:5100 (76) für Fzg. mit zul. Gesamtgewicht [t] / for vehicles with permissible total weight [t]:41 (121) Baumuster / Type:933.314/317/319 (28)	



MERCEDES-BENZ







ACTROS 5041 - 5048		10x4/6	
 2	Lenkstange / Centre Rod Assembly Schubstange / Push Rod einseitig verstellbar / Adjustable on one side Länge [mm] / Length [mm]:716 Konusmaß [mm] / Cone Size [mm]:32 Rohr-Ø [mm] / Pipe Ø [mm]:38 mit Zubehör / with accessories	(6) (85) (101) (69) (58) (80) (140)	25499 01 002 460 88 05  11394 04
	5041 B 06.08 - 5041 K 06.08 - 5044 B 06.08 - 5044 K 06.08 - 5046 B 06.08 - 5046 K 06.08 -	 Zwischenhebel zur Vorderachse 2 / Control arm to front axle 2 (92) Trommelbremse / Drum Brake (86) Radstand [mm] / Wheelbase [mm]:4200 (76) Radstand [mm] / Wheelbase [mm]:4500 (76) Radstand [mm] / Wheelbase [mm]:5100 (76) für Fzg. mit zul. Gesamtgewicht [t] / for vehicles with permissible total weight [t]:41 (121) Baumuster / Type:933.314/317/319 (28)	
 2	Lenkstange / Centre Rod Assembly Schubstange / Push Rod beidseitig verstellbar / Adjustable on both sides Länge [mm] / Length [mm]:733 Konusmaß [mm] / Cone Size [mm]:32 Rohr-Ø [mm] / Pipe Ø [mm]:36 mit Zubehör / with accessories	(6) (85) (100) (69) (58) (80) (140)	29799 01 001 460 15 05  11394 04 12280 04
	5041 B 06.08 - 5041 K 06.08 - 5044 B 06.08 - 5044 K 06.08 - 5046 B 06.08 - 5046 K 06.08 -	 Zwischenhebel zur Vorderachse 2 / Control arm to front axle 2 (92) Radstand [mm] / Wheelbase [mm]:4200 (76) Radstand [mm] / Wheelbase [mm]:4500 (76) Radstand [mm] / Wheelbase [mm]:5100 (76) für Fzg. mit zul. Gesamtgewicht [t] / for vehicles with permissible total weight [t]:41 (121) Baumuster / Type:933.314/317/319 (28)	
 3	Lenkstange / Centre Rod Assembly Schubstange / Push Rod nicht verstellbar / not adjustable Länge [mm] / Length [mm]:954 Konusmaß [mm] / Cone Size [mm]:30 Rohr-Ø [mm] / Pipe Ø [mm]:42 mit Zubehör / with accessories	(6) (85) (146) (69) (58) (80) (140)	24304 01 001 460 86 05 
	5046 B 06.08 -	am Zwischenhebel / at the intermediate lever (97) Zwischenhebel 2 zum Zwischenhebel 3 / Control arm 2 to control arm 3 (90) für Fahrzeuge mit gelenkter Vorlaufachse / for vehicles with hinged leading axle (115) Baumuster / Type:933.314 (28)	
 3	Lenkstange / Centre Rod Assembly Schubstange / Push Rod nicht verstellbar / not adjustable Länge [mm] / Length [mm]:1095 Konusmaß [mm] / Cone Size [mm]:32 Rohr-Ø [mm] / Pipe Ø [mm]:42 mit Zubehör / with accessories	(6) (85) (146) (69) (58) (80) (140)	25249 01 001 460 13 05 
	5041 B 06.08 - 5041 K 06.08 - 5044 B 06.08 - 5044 K 06.08 - 5046 B 06.08 - 5046 K 06.08 -	 am Zwischenhebel / at the intermediate lever (97) Zwischenhebel 1 zum Zwischenlager 2 / Control arm 1 to intermediate bearing 2 (89) Scheibenbremse / Disc Brake (83) Radstand [mm] / Wheelbase [mm]:4200 (76) Radstand [mm] / Wheelbase [mm]:4500 (76) Radstand [mm] / Wheelbase [mm]:5100 (76) für Fzg. mit zul. Gesamtgewicht [t] / for vehicles with permissible total weight [t]:41 (121) Baumuster / Type:933.314/317/319 (28)	



MERCEDES-BENZ










ACTROS 5041 - 5048

10x4/6

3	Lenkstange / Centre Rod Assembly Schubstange / Push Rod Länge [mm] / Length [mm]:711 Konusmaß [mm] / Cone Size [mm]:32 Rohr-Ø [mm] / Pipe Ø [mm]:42 mit Zubehör / with accessories nicht verstellbar / not adjustable	(6) (85) (69) (58) (80) (140) (146)	25250 01 002 460 04 05 
	5041 B 06.08 - 5041 K 06.08 - 5044 B 06.08 - 5044 K 06.08 - 5046 B 06.08 - 5046 K 06.08 -	 am Zwischenhebel / at the intermediate lever (97) Lenkstockhebel zum Zwischenhebel / Pitman Arm to 1st control arm (64) Scheibenbremse / Disc Brake (83) Radstand [mm] / Wheelbase [mm]:4200 (76) Radstand [mm] / Wheelbase [mm]:4500 (76) Radstand [mm] / Wheelbase [mm]:5100 (76) für Fzg. mit zul. Gesamtgewicht [t] / for vehicles with permissible total weight [t]:41 (121) Baumuster / Type:933.314/317/319 (28)	
4	Spurstangenkopf / Tie Rod End am Lenkzylinder / at steering cylinder Länge [mm] / Length [mm]:75 Konusmaß [mm] / Cone Size [mm]:32 Gewindemaß / Thread Size:M26x1,5 mit Rechtsgewinde / with right-hand thread mit Innengewinde / with internal thread mit Zubehör / with accessories	(10) (95) (69) (58) (49) (137) (133) (140)	33397 01 002 460 06 48 
	5046 B 06.08 -	am Lenkzylinder / at steering cylinder (95) Baumuster / Type:933.314 (28)	
6	Spurstange / Rod Assembly Führungsstange / Guide Rod beidseitig verstellbar / Adjustable on both sides Länge [mm] / Length [mm]:1625 Konusmaß [mm] / Cone Size [mm]:32 Rohr-Ø [mm] / Pipe Ø [mm]:52 mit Zubehör / with accessories	(9) (46) (100) (69) (58) (80) (140)	23992 01 949 330 02 03 
	5041 B 06.08 - 5041 K 06.08 - 5044 B 06.08 - 5044 K 06.08 - 5046 B 06.08 - 5046 K 06.08 -	Achsausführung / Axle Version:739411, 739542, 739531 (19) für Fzg. mit zul. Gesamtgewicht [t] / for vehicles with permissible total weight [t]:41 (121) Baumuster / Type:933.314/317/319 (28)	
6	Spurstange / Rod Assembly Führungsstange / Guide Rod beidseitig verstellbar / Adjustable on both sides Länge [mm] / Length [mm]:1596 Konusmaß [mm] / Cone Size [mm]:32 Rohr-Ø [mm] / Pipe Ø [mm]:50 mit Zubehör / with accessories	(9) (46) (100) (69) (58) (80) (140)	23994 01 949 330 17 03 
	5041 B 06.08 - 5041 K 06.08 - 5044 B 06.08 - 5044 K 06.08 - 5046 B 06.08 - 5046 K 06.08 -	Achsausführung / Axle Version:739542 (19) für Fzg. mit zul. Gesamtgewicht [t] / for vehicles with permissible total weight [t]:41 (121) Baumuster / Type:933.314/317/319 (28)	
6	Spurstange / Rod Assembly Führungsstange / Guide Rod beidseitig verstellbar / Adjustable on both sides Länge [mm] / Length [mm]:1532 Konusmaß [mm] / Cone Size [mm]:32 Rohr-Ø [mm] / Pipe Ø [mm]:50 mit Zubehör / with accessories	(9) (46) (100) (69) (58) (80) (140)	23995 01 949 330 18 03 
	5041 B 06.08 - 5041 K 06.08 - 5044 B 06.08 - 5044 K 06.08 - 5046 B 06.08 - 5046 K 06.08 -	für Fzg. mit zul. Gesamtgewicht [t] / for vehicles with permissible total weight [t]:33 (121) Achsausführung / Axle Version:739411, 739410, 6x4 (19) Baumuster / Type:933.314/317/319 (28)	



MERCEDES-BENZ













ACTROS 5041 - 5048		10x4/6	
6	Spurstange / Rod Assembly Führungsstange / Guide Rod einseitig verstellbar / Adjustable on one side Länge [mm] / Length [mm]:1700 Konusmaß [mm] / Cone Size [mm]:32 Rohr-Ø [mm] / Pipe Ø [mm]:52 mit Zubehör / with accessories mit Kronenmutter / with crown nut	(9) (46) (101) (69) (58) (80) (140) (134)	37330 01 949 330 04 03  30737 01 37235 01
	5041 B	06.08 -	Achsausführung / Axle Version:739530
	5041 K	06.08 -	für Fzg. mit zul. Gesamtgewicht [t] / for vehicles with permissible total weight [t]:41
	5044 B	06.08 -	Baumuster / Type:933.314/317/319
	5044 K	06.08 -	
	5046 B	06.08 -	
6	Spurstange / Rod Assembly Führungsstange / Guide Rod einseitig verstellbar / Adjustable on one side Länge [mm] / Length [mm]:1687 Konusmaß [mm] / Cone Size [mm]:32 Rohr-Ø [mm] / Pipe Ø [mm]:52 mit Zubehör / with accessories mit Kronenmutter / with crown nut	(9) (46) (101) (69) (58) (80) (140) (134)	37331 01 949 330 16 03  30737 01 37235 01
	5041 B	06.08 -	Achsausführung / Axle Version:739541
	5041 K	06.08 -	für Fzg. mit zul. Gesamtgewicht [t] / for vehicles with permissible total weight [t]:41
	5044 B	06.08 -	Baumuster / Type:933.314/317/319
	5044 K	06.08 -	
	5046 B	06.08 -	
16	Stange/Strebe, Stabilisator / Rod/Strut, stabiliser Koppelstange / Coupling Rod Länge [mm] / Length [mm]:1815 Rohr-Ø [mm] / Pipe Ø [mm]:60 nicht verstellbar / not adjustable ohne Zubehör / without accessories	(11) (60) (69) (80) (146) (149)	30764 01 000 322 07 23 
	5041 B	06.08 -	 Druckstange / Pressure Rod für Fahrzeuge mit Nebenantrieb / for vehicles with PTO für Fahrzeuge ohne Retarder / for vehicles without retarder Baumuster / Type:933.314/317/319
	5041 K	06.08 -	
	5044 B	06.08 -	
	5044 K	06.08 -	
	5046 B	06.08 -	
	5046 K	06.08 -	
	5041 B	06.08 -	 Druckstange / Pressure Rod für Fahrzeuge mit Nebenantrieb / for vehicles with PTO für Fahrzeuge mit Retarder / for vehicles with retarder Baumuster / Type:933.314/317/319
	5041 K	06.08 -	
	5044 B	06.08 -	
	5044 K	06.08 -	
	5046 B	06.08 -	
5046 K	06.08 -		
16	Stange/Strebe, Stabilisator / Rod/Strut, stabiliser Koppelstange / Coupling Rod Länge [mm] / Length [mm]:1815 Rohr-Ø [mm] / Pipe Ø [mm]:58 nicht verstellbar / not adjustable ohne Zubehör / without accessories	(11) (60) (69) (80) (146) (149)	30765 01 000 322 06 23 
	5041 B	06.08 -	 Druckstange / Pressure Rod für Fahrzeuge ohne Retarder / for vehicles without retarder für Fahrzeuge ohne Nebenantrieb / for vehicles without PTO Baumuster / Type:933.314/317
	5041 K	06.08 -	
	5044 B	06.08 -	
	5044 K	06.08 -	
	5046 B	06.08 -	
	5046 K	06.08 -	
	5041 B	06.08 -	 Druckstange / Pressure Rod für Fahrzeuge ohne Retarder / for vehicles without retarder für Fahrzeuge mit Nebenantrieb / for vehicles with PTO Baumuster / Type:933.314/317
	5041 K	06.08 -	
	5044 B	06.08 -	
	5044 K	06.08 -	
	5046 B	06.08 -	
5046 K	06.08 -		
5041 B	06.08 -	 Druckstange / Pressure Rod für Fahrzeuge mit Retarder / for vehicles with retarder für Fahrzeuge ohne Nebenantrieb / for vehicles without PTO Baumuster / Type:933.314/317	
5041 K	06.08 -		
5044 B	06.08 -		
5044 K	06.08 -		
5046 B	06.08 -		
5046 K	06.08 -		



MERCEDES-BENZ









ACTROS 5041 - 5048

10x4/6

 16	Stange/Strebe, Stabilisator / Rod/Strut, stabiliser Koppelstange / Coupling Rod Länge [mm] / Length [mm]:1815 Rohr-Ø [mm] / Pipe Ø [mm]:80 nicht verstellbar / not adjustable ohne Zubehör / without accessories	(11) (60) (69) (80) (146) (149)	31104 01 000 322 05 23 
	5041 B 06.08 - 5041 K 06.08 - 5044 B 06.08 - 5044 K 06.08 - 5046 B 06.08 - 5046 K 06.08 -	 Druckstange / Pressure Rod für Fahrzeuge mit Retarder / for vehicles with retarder für Fahrzeuge ohne Nebenantrieb / for vehicles without PTO Baumuster / Type:933.314/317/319	(39) (110) (118) (28)
 10	Lenker, Radaufhängung / Track Control Arm Längslenker / Trailing Arm Länge [mm] / Length [mm]:754 Lochabstand 1/Lochabstand 2 / Hole Pitch 1/ Hole Pitch 2:100 Bohrung-Ø 1 / Bohrung-Ø 2 [mm] / Bore Ø 1 / Bore Ø 2 [mm]:17/17 Bohrung-Ø [mm] / Bore Ø [mm]:24,2 Lochanzahl / Number of Holes:3 Rohr-Ø [mm] / Pipe Ø [mm]:40 Molekularlager / Molecular Bearing	(5) (70) (69) (67) (30) (33) (68) (80) (71)	22053 01 941 330 00 11 ® 22090 01 
	5046 B 06.08 -	 für Fahrzeuge mit gelenkter Vordurchachse / for vehicles with hinged leading axle Baumuster / Type:933.314	(115) (28)
 10	Lenker, Radaufhängung / Track Control Arm Längslenker / Trailing Arm nicht verstellbar / not adjustable Länge [mm] / Length [mm]:755 Lochabstand 1/Lochabstand 2 / Hole Pitch 1/ Hole Pitch 2:100/100 Bohrung-Ø 1 / Bohrung-Ø 2 [mm] / Bore Ø 1 / Bore Ø 2 [mm]:17/17 Rohr-Ø [mm] / Pipe Ø [mm]:58 Molekularlager / Molecular Bearing	(5) (70) (146) (69) (67) (30) (80) (71)	22054 01 945 330 00 11 ® 22090 01 
	5046 B 06.08 -	 für Fahrzeuge mit gelenkter Vordurchachse / for vehicles with hinged leading axle Baumuster / Type:933.314	(115) (28)
 10	Lenker, Radaufhängung / Track Control Arm Längslenker / Trailing Arm nicht verstellbar / not adjustable Länge [mm] / Length [mm]:615 Rohr-Ø [mm] / Pipe Ø [mm]:52 Bohrung-Ø 1 / Bohrung-Ø 2 [mm] / Bore Ø 1 / Bore Ø 2 [mm]:21/21 Lochabstand 1/Lochabstand 2 / Hole Pitch 1/ Hole Pitch 2:152/152 Molekularlager / Molecular Bearing	(5) (70) (146) (69) (80) (30) (67) (71)	22989 01 948 350 25 05 ® 25158 01 
	5041 B 06.08 - 5041 K 06.08 - 5044 B 06.08 - 5044 K 06.08 - 5046 B 06.08 - 5046 K 06.08 -	 Doppelachsaggregat / Tandem-axle Assembly 1.HA / 1st RA 2.HA / 2nd RA Achsabstand [mm] / Centre Distance [mm]:1450 Radstand [mm] / Wheelbase [mm]:4200 Radstand [mm] / Wheelbase [mm]:5100 Radstand [mm] / Wheelbase [mm]:5800 für Fzg. mit zul. Gesamtgewicht [t] / for vehicles with permissible total weight [t]:41 Baumuster / Type:933.314/317/319	(36) (14) (16) (18) (76) (76) (76) (121) (28)



MERCEDES-BENZ










ACTROS 5041 - 5048		10x4/6	
10	Lenker, Radaufhängung / Track Control Arm Längslenker / Trailing Arm nicht verstellbar / not adjustable Länge [mm] / Length [mm]:565 Rohr-Ø [mm] / Pipe Ø [mm]:52 Bohrung-Ø 1 / Bohrung-Ø 2 [mm] / Bore Ø 1 / Bore Ø 2 [mm]:21/21 Lochabstand 1/Lochabstand 2 / Hole Pitch 1/ Hole Pitch 2:152/152 Molekularlager / Molecular Bearing	(5) (70) (146) (69) (80) (30) (67) (71)	29461 01 948 350 24 05 © 25158 01 
	5041 B 06.08 - 5041 K 06.08 - 5044 B 06.08 - 5044 K 06.08 - 5046 B 06.08 - 5046 K 06.08 -		 Doppelachsaggregat / Tandem-axle Assembly (36) 1.HA / 1st RA (14) 2.HA / 2nd RA (16) Radstand [mm] / Wheelbase [mm]:4200 (76) Radstand [mm] / Wheelbase [mm]:5100 (76) Radstand [mm] / Wheelbase [mm]:5800 (76) für Fzg. mit zul. Gesamtgewicht [t] / for vehicles with permissible total weight [t]:41 (121) Baumuster / Type:933.314/317/319 (28)
20	Lenker, Radaufhängung / Track Control Arm Querlenker / Control Arm Länge [mm] / Length [mm]:845 Rohr-Ø [mm] / Pipe Ø [mm]:62 Bohrung-Ø 1 / Bohrung-Ø 2 [mm] / Bore Ø 1 / Bore Ø 2 [mm]:17/17 Lochabstand 1/Lochabstand 2 / Hole Pitch 1/ Hole Pitch 2:100/100 Molekularlager / Molecular Bearing	(5) (75) (69) (80) (30) (67) (71)	22092 01 941 330 00 07 © 22090 01 
	5046 B 06.08 -		 für Fahrzeuge mit gelenkter Vortlaufachse / for vehicles with hinged leading axle (115) Baumuster / Type:933.314 (28)
8	Lenker, Radaufhängung / Track Control Arm Dreieckslenker (Nfz) / Wishbone (CV) Länge [mm] / Length [mm]:622 Lochabstand 1/Lochabstand 2 / Hole Pitch 1/ Hole Pitch 2:152/130/130 Bohrung-Ø 1 / Bohrung-Ø 2 [mm] / Bore Ø 1 / Bore Ø 2 [mm]:25/25/25 Rohr-Ø [mm] / Pipe Ø [mm]:46 Molekularlager / Molecular Bearing	(5) (38) (69) (67) (30) (80) (71)	23069 02 948 350 30 05 © 30590 01 © 30589 01 
	5041 B 06.08 - 5041 K 06.08 - 5044 B 06.08 - 5044 K 06.08 - 5046 B 06.08 - 5046 K 06.08 -		 Doppelachsaggregat / Tandem-axle Assembly (36) Achsausführung / Axle Version:2x10t, 2x13t (19) 1.HA / 1st RA (14) 2.HA / 2nd RA (16) Scheibenbremse / Disc Brake (83) Radstand [mm] / Wheelbase [mm]:4200 (76) Radstand [mm] / Wheelbase [mm]:4500 (76) Radstand [mm] / Wheelbase [mm]:4800 (76) Radstand [mm] / Wheelbase [mm]:5100 (76) für Fzg. mit zul. Gesamtgewicht [t] / for vehicles with permissible total weight [t]:41 (121) Baumuster / Type:933.314-315/317/319 (28)
8	Lenker, Radaufhängung / Track Control Arm Dreieckslenker (Nfz) / Wishbone (CV) Länge [mm] / Length [mm]:667 Lochabstand 1/Lochabstand 2 / Hole Pitch 1/ Hole Pitch 2:152/130/130 Bohrung-Ø 1 / Bohrung-Ø 2 [mm] / Bore Ø 1 / Bore Ø 2 [mm]:25/23/23 Rohr-Ø [mm] / Pipe Ø [mm]:60 Molekularlager / Molecular Bearing	(5) (38) (69) (67) (30) (80) (71)	25314 01 948 350 23 05 © 28706 01 © 28705 01 
	5041 B 06.08 - 5041 K 06.08 - 5044 B 06.08 - 5044 K 06.08 - 5046 B 06.08 - 5046 K 06.08 -		 Doppelachsaggregat / Tandem-axle Assembly (36) Achsausführung / Axle Version:2x18t (19) 1.HA / 1st RA (14) 2.HA / 2nd RA (16) Scheibenbremse / Disc Brake (83) Radstand [mm] / Wheelbase [mm]:4200 (76) Radstand [mm] / Wheelbase [mm]:4500 (76) Radstand [mm] / Wheelbase [mm]:5100 (76) für Fzg. mit zul. Gesamtgewicht [t] / for vehicles with permissible total weight [t]:41 (121) Baumuster / Type:933.314/317/319 (28)



MERCEDES-BENZ

ACTROS 5041 - 5048

10x4/6

 8	Lenker, Radaufhängung / Track Control Arm Dreieckslenker (Nfz) / Wishbone (CV) Länge [mm] / Length [mm]:621,5 Rohr-Ø [mm] / Pipe Ø [mm]:60 Bohrung-Ø 1 / Bohrung-Ø 2 [mm] / Bore Ø 1 / Bore Ø 2 [mm]:25/23/23 Lochabstand 1/Lochabstand 2 / Hole Pitch 1/ Hole Pitch 2:152/130/130 Molekularlager / Molecular Bearing	(5) (38) (69) (80) (30) (67) (71)	26031 01 948 350 22 05 © 28706 01 © 28705 01 
	5041 B 06.08 - 5041 K 06.08 - 5044 B 06.08 - 5044 K 06.08 - 5046 B 06.08 - 5046 K 06.08 -	 Doppelachsaggregat / Tandem-axle Assembly (36) Achsausführung / Axle Version:2x16t (19) 1.HA / 1st RA (14) 2.HA / 2nd RA (16) Scheibenbremse / Disc Brake (83) Radstand [mm] / Wheelbase [mm]:4200 (76) Radstand [mm] / Wheelbase [mm]:4500 (76) Radstand [mm] / Wheelbase [mm]:5100 (76) für Fzg. mit zul. Gesamtgewicht [t] / for vehicles with permissible total weight [t]:41 (121) Baumuster / Type:933.314/317/319 (28)	
 8	Lenker, Radaufhängung / Track Control Arm Dreieckslenker (Nfz) / Wishbone (CV) Länge [mm] / Length [mm]:621,5 Rohr-Ø [mm] / Pipe Ø [mm]:60 Bohrung-Ø 1 / Bohrung-Ø 2 [mm] / Bore Ø 1 / Bore Ø 2 [mm]:25/23/23 Lochabstand 1/Lochabstand 2 / Hole Pitch 1/ Hole Pitch 2:152/130/130 Molekularlager / Molecular Bearing	(5) (38) (69) (80) (30) (67) (71)	33736 01 948 350 27 05 © 28706 01 © 28705 01 
	5041 B 06.08 - 5041 K 06.08 - 5044 B 06.08 - 5044 K 06.08 - 5046 B 06.08 - 5046 K 06.08 -	 Doppelachsaggregat / Tandem-axle Assembly (36) Achsausführung / Axle Version:2x16t (19) 1.HA / 1st RA (14) 2.HA / 2nd RA (16) Trommelbremse / Drum Brake (86) Radstand [mm] / Wheelbase [mm]:4200 (76) Radstand [mm] / Wheelbase [mm]:4500 (76) Radstand [mm] / Wheelbase [mm]:5100 (76) für Fzg. mit zul. Gesamtgewicht [t] / for vehicles with permissible total weight [t]:41 (121) Baumuster / Type:933.314/317/319 (28)	
 8	Lenker, Radaufhängung / Track Control Arm Dreieckslenker (Nfz) / Wishbone (CV) Länge [mm] / Length [mm]:667 Rohr-Ø [mm] / Pipe Ø [mm]:60 Bohrung-Ø 1 / Bohrung-Ø 2 [mm] / Bore Ø 1 / Bore Ø 2 [mm]:25/23/23 Lochabstand 1/Lochabstand 2 / Hole Pitch 1/ Hole Pitch 2:152/130/130 Molekularlager / Molecular Bearing	(5) (38) (69) (80) (30) (67) (71)	33737 01 948 350 28 05 © 28706 01 © 28705 01 
	5041 B 06.08 - 5041 K 06.08 - 5044 B 06.08 - 5044 K 06.08 - 5046 B 06.08 - 5046 K 06.08 -	 Doppelachsaggregat / Tandem-axle Assembly (36) Achsausführung / Axle Version:13t / 18t (19) 1.HA / 1st RA (14) 2.HA / 2nd RA (16) Trommelbremse / Drum Brake (86) Radstand [mm] / Wheelbase [mm]:4200 (76) Radstand [mm] / Wheelbase [mm]:4500 (76) Radstand [mm] / Wheelbase [mm]:5100 (76) für Fzg. mit zul. Gesamtgewicht [t] / for vehicles with permissible total weight [t]:41 (121) Baumuster / Type:933.314/317/319 (28)	

Pos






Ref.



MERCEDES-BENZ













ACTROS 5041 - 5048

10x4/6

 8	Lenker, Radaufhängung / Track Control Arm		(5)	33738 01 948 350 29 05 © 30589 01 © 30590 01
	Dreieckslenker (Nfz) / Wishbone (CV) Länge [mm] / Length [mm]:622 Rohr-Ø [mm] / Pipe Ø [mm]:46 Bohrung-Ø 1 / Bohrung-Ø 2 [mm] / Bore Ø 1 / Bore Ø 2 [mm]:25/25/25 Lochabstand 1/Lochabstand 2 / Hole Pitch 1/ Hole Pitch 2:152/130/130 Molekularlager / Molecular Bearing		(38) (69) (80) (30) (67) (71)	
5041 B 5041 K 5044 B 5044 K 5046 B 5046 K	06.08 - 06.08 - 06.08 - 06.08 - 06.08 - 06.08 -	 Doppelachsaggregat / Tandem-axle Assembly Achsausführung / Axle Version:2x13t Trommelbremse / Drum Brake 1.HA / 1st RA 2.HA / 2nd RA Radstand [mm] / Wheelbase [mm]:4200 Radstand [mm] / Wheelbase [mm]:4500 Radstand [mm] / Wheelbase [mm]:4800 Radstand [mm] / Wheelbase [mm]:5100 für Fzg. mit zul. Gesamtgewicht [t] / for vehicles with permissible total weight [t]:41 Baumuster / Type:933.314-315/317/319		(36) (19) (86) (14) (16) (76) (76) (76) (76) (121) (28)

MERCEDES-BENZ














ACTROS 5041 - 5048 10x8/6

 1	Lenkstange / Centre Rod Assembly Schubstange / Push Rod einseitig verstellbar / Adjustable on one side Länge [mm] / Length [mm]:893 Konusmaß [mm] / Cone Size [mm]:32 Rohr-Ø [mm] / Pipe Ø [mm]:42 mit Zubehör / with accessories	(6) (85) (101) (69) (58) (80) (140)	24201 01 001 460 74 05  11394 04
	5041 AK 06.08 - 5044 AK 06.08 - 5046 AK 06.08 - 5048 AK 06.08 -	LHD  Lenkstockhebel zur 1. VA / Pitman Arm to 1st FA (66) Trommelbremse / Drum Brake (86) Achsausführung / Axle Version:8x8 (19) Radstand [mm] / Wheelbase [mm]:4800 (76) für Fzg. mit zul. Gesamtgewicht [t] / for vehicles with permissible total weight [t]:41 (121) Baumuster / Type:932.336 (28)	
 1	Lenkstange / Centre Rod Assembly Schubstange / Push Rod einseitig verstellbar / Adjustable on one side Länge [mm] / Length [mm]:893 Konusmaß [mm] / Cone Size [mm]:32 Rohr-Ø [mm] / Pipe Ø [mm]:42	(6) (85) (101) (69) (58) (80)	24306 01 002 460 02 05  11394 04
	5041 AK 06.08 - 5044 AK 06.08 - 5046 AK 06.08 - 5048 AK 06.08 -	RHD  Lenkstockhebel zur 1. VA / Pitman Arm to 1st FA (66) Trommelbremse / Drum Brake (86) Radstand [mm] / Wheelbase [mm]:4800 (76) für Fzg. mit zul. Gesamtgewicht [t] / for vehicles with permissible total weight [t]:41 (121) Baumuster / Type:932.336 (28)	
 3	Lenkstange / Centre Rod Assembly Schubstange / Push Rod nicht verstellbar / not adjustable Länge [mm] / Length [mm]:708 Konusmaß [mm] / Cone Size [mm]:32 Rohr-Ø [mm] / Pipe Ø [mm]:40	(6) (85) (146) (69) (58) (80)	24307 01 002 460 06 05 
	5041 AK 06.08 - 5044 AK 06.08 - 5046 AK 06.08 - 5048 AK 06.08 -	 am Zwischenhebel / at the intermediate lever (97) am Lenkhebel / at steering arm (94) Radstand [mm] / Wheelbase [mm]:4800 (76) für Fzg. mit zul. Gesamtgewicht [t] / for vehicles with permissible total weight [t]:41 (121) Baumuster / Type:932.336 (28)	
 3	Lenkstange / Centre Rod Assembly Schubstange / Push Rod nicht verstellbar / not adjustable Länge [mm] / Length [mm]:1095 Konusmaß [mm] / Cone Size [mm]:32 Rohr-Ø [mm] / Pipe Ø [mm]:42 mit Zubehör / with accessories	(6) (85) (146) (69) (58) (80) (140)	25249 01 001 460 13 05 
	5041 AK 06.08 - 5044 AK 06.08 - 5046 AK 06.08 - 5048 AK 06.08 -	 am Zwischenhebel / at the intermediate lever (97) Zwischenhebel 1 zum Zwischenlager 2 / Control arm 1 to intermediate bearing 2 (89) Scheibenbremse / Disc Brake (83) Radstand [mm] / Wheelbase [mm]:4800 (76) für Fzg. mit zul. Gesamtgewicht [t] / for vehicles with permissible total weight [t]:41 (121) Baumuster / Type:932.336 (28)	



MERCEDES-BENZ

ACTROS 5041 - 5048 10x8/6










 6	Spurstange / Rod Assembly Führungsstange / Guide Rod einseitig verstellbar / Adjustable on one side Länge [mm] / Length [mm]:1588 Konusmaß [mm] / Cone Size [mm]:38 Rohr-Ø [mm] / Pipe Ø [mm]:60 mit Zubehör / with accessories	(9) (46) (101) (69) (58) (80) (140)	20430 01 625 330 12 03 ▲ 19615 01 
	5041 AK 06.08 - 5044 AK 06.08 - 5046 AK 06.08 - 5048 AK 06.08 -	1.VA / 1st FA Achsausführung / Axle Version:730109, 730115 Achslast [t] / Axle Load [t]:9 für Fzg. mit zul. Gesamtgewicht [t] / for vehicles with permissible total weight [t]:41 Baumuster / Type:932.336	(15) (19) (23) (121) (28)
 16	Stange/Strebe, Stabilisator / Rod/Strut, stabiliser Koppelstange / Coupling Rod Länge [mm] / Length [mm]:1815 Rohr-Ø [mm] / Pipe Ø [mm]:58 nicht verstellbar / not adjustable ohne Zubehör / without accessories	(11) (60) (69) (80) (146) (149)	30765 01 000 322 06 23 
	5041 AK 06.08 - 5044 AK 06.08 - 5046 AK 06.08 - 5048 AK 06.08 -	 Druckstange / Pressure Rod für Fahrzeuge ohne Retarder / for vehicles without retarder für Fahrzeuge mit Nebenantrieb / for vehicles with PTO Baumuster / Type:932.336	(39) (119) (109) (28)
	5041 AK 06.08 - 5044 AK 06.08 - 5046 AK 06.08 - 5048 AK 06.08 -	 Druckstange / Pressure Rod für Fahrzeuge ohne Retarder / for vehicles without retarder für Fahrzeuge ohne Nebenantrieb / for vehicles without PTO Baumuster / Type:932.336	(39) (119) (118) (28)
	5041 AK 06.08 - 5044 AK 06.08 - 5046 AK 06.08 - 5048 AK 06.08 -	 Druckstange / Pressure Rod für Fahrzeuge mit Retarder / for vehicles with retarder für Fahrzeuge ohne Nebenantrieb / for vehicles without PTO Baumuster / Type:932.336	(39) (110) (118) (28)
 10	Lenker, Radaufhängung / Track Control Arm Längslenker / Trailing Arm nicht verstellbar / not adjustable Länge [mm] / Length [mm]:615 Rohr-Ø [mm] / Pipe Ø [mm]:52 Bohrung-Ø 1 / Bohrung-Ø 2 [mm] / Bore Ø 1 / Bore Ø 2 [mm]:21/21 Lochabstand 1/Lochabstand 2 / Hole Pitch 1/ Hole Pitch 2:152/152 Molekularlager / Molecular Bearing	(5) (70) (146) (69) (80) (30) (67) (71)	22989 01 948 350 25 05 ® 25158 01 
	5041 AK 06.08 - 5044 AK 06.08 - 5046 AK 06.08 - 5048 AK 06.08 -	 Doppelachsaggregat / Tandem-axle Assembly 1.HA / 1st RA 2.HA / 2nd RA Achsabstand [mm] / Centre Distance [mm]:1450 Radstand [mm] / Wheelbase [mm]:4800 für Fzg. mit zul. Gesamtgewicht [t] / for vehicles with permissible total weight [t]:41 Baumuster / Type:932.336	(36) (14) (16) (18) (76) (121) (28)
 10	Lenker, Radaufhängung / Track Control Arm Längslenker / Trailing Arm nicht verstellbar / not adjustable Länge [mm] / Length [mm]:565 Rohr-Ø [mm] / Pipe Ø [mm]:52 Bohrung-Ø 1 / Bohrung-Ø 2 [mm] / Bore Ø 1 / Bore Ø 2 [mm]:21/21 Lochabstand 1/Lochabstand 2 / Hole Pitch 1/ Hole Pitch 2:152/152 Molekularlager / Molecular Bearing	(5) (70) (146) (69) (80) (30) (67) (71)	29461 01 948 350 24 05 ® 25158 01 
	5041 AK 06.08 - 5044 AK 06.08 - 5046 AK 06.08 - 5048 AK 06.08 -	 Doppelachsaggregat / Tandem-axle Assembly 1.HA / 1st RA 2.HA / 2nd RA Radstand [mm] / Wheelbase [mm]:4800 für Fzg. mit zul. Gesamtgewicht [t] / for vehicles with permissible total weight [t]:41 Baumuster / Type:932.336	(36) (14) (16) (76) (121) (28)



MERCEDES-BENZ










ACTROS 5041 - 5048

10x8/6

 8	Lenker, Radaufhängung / Track Control Arm Dreieckslenker (Nfz) / Wishbone (CV) Länge [mm] / Length [mm]:622 Lochabstand 1/Lochabstand 2 / Hole Pitch 1/ Hole Pitch 2:152/130/130 Bohrung-Ø 1 / Bohrung-Ø 2 [mm] / Bore Ø 1 / Bore Ø 2 [mm]:25/25/25 Rohr-Ø [mm] / Pipe Ø [mm]:46 Molekularlager / Molecular Bearing	(5) (38) (69) (67) (30) (80) (71)	23069 02 948 350 30 05 © 30590 01 © 30589 01	
	5041 AK 06.08 - 5044 AK 06.08 - 5046 AK 06.08 - 5048 AK 06.08 -	 Doppelachsaggregat / Tandem-axle Assembly Achsausführung / Axle Version:2x10t, 2x13t 1.HA / 1st RA 2.HA / 2nd RA Scheibenbremse / Disc Brake Radstand [mm] / Wheelbase [mm]:4800 für Fzg. mit zul. Gesamtgewicht [t] / for vehicles with permissible total weight [t]:41 Baumuster / Type:932.336	(36) (19) (14) (16) (83) (76) (121) (28)	
 8	Lenker, Radaufhängung / Track Control Arm Dreieckslenker (Nfz) / Wishbone (CV) Länge [mm] / Length [mm]:667 Lochabstand 1/Lochabstand 2 / Hole Pitch 1/ Hole Pitch 2:152/130/130 Bohrung-Ø 1 / Bohrung-Ø 2 [mm] / Bore Ø 1 / Bore Ø 2 [mm]:25/23/23 Rohr-Ø [mm] / Pipe Ø [mm]:60 Molekularlager / Molecular Bearing	(5) (38) (69) (67) (30) (80) (71)	25314 01 948 350 23 05 © 28706 01 © 28705 01	
	5041 AK 06.08 - 5044 AK 06.08 - 5046 AK 06.08 - 5048 AK 06.08 -	 Doppelachsaggregat / Tandem-axle Assembly Achsausführung / Axle Version:2x18t 1.HA / 1st RA 2.HA / 2nd RA Scheibenbremse / Disc Brake Radstand [mm] / Wheelbase [mm]:4800 für Fzg. mit zul. Gesamtgewicht [t] / for vehicles with permissible total weight [t]:41 Baumuster / Type:932.336	(36) (19) (14) (16) (83) (76) (121) (28)	
 8	Lenker, Radaufhängung / Track Control Arm Dreieckslenker (Nfz) / Wishbone (CV) Länge [mm] / Length [mm]:621,5 Rohr-Ø [mm] / Pipe Ø [mm]:60 Bohrung-Ø 1 / Bohrung-Ø 2 [mm] / Bore Ø 1 / Bore Ø 2 [mm]:25/23/23 Lochabstand 1/Lochabstand 2 / Hole Pitch 1/ Hole Pitch 2:152/130/130 Molekularlager / Molecular Bearing	(5) (38) (69) (80) (30) (67) (71)	26031 01 948 350 22 05 © 28706 01 © 28705 01	
	5041 AK 06.08 - 5044 AK 06.08 - 5046 AK 06.08 - 5048 AK 06.08 -	 Doppelachsaggregat / Tandem-axle Assembly Achsausführung / Axle Version:2x16t 1.HA / 1st RA 2.HA / 2nd RA Scheibenbremse / Disc Brake Radstand [mm] / Wheelbase [mm]:4800 für Fzg. mit zul. Gesamtgewicht [t] / for vehicles with permissible total weight [t]:41 Baumuster / Type:932.336	(36) (19) (14) (16) (83) (76) (121) (28)	



MERCEDES-BENZ

ACTROS 5041 - 5048		10x8/6	
 8	Lenker, Radaufhängung / Track Control Arm Dreieckslenker (Nfz) / Wishbone (CV) Länge [mm] / Length [mm]:621,5 Rohr-Ø [mm] / Pipe Ø [mm]:60 Bohrung-Ø 1 / Bohrung-Ø 2 [mm] / Bore Ø 1 / Bore Ø 2 [mm]:25/23/23 Lochabstand 1/Lochabstand 2 / Hole Pitch 1/ Hole Pitch 2:152/130/130 Molekularlager / Molecular Bearing	(5) (38) (69) (80) (30) (67) (71)	33736 01 948 350 27 05 Ⓜ 28706 01 Ⓜ 28705 01 
	5041 AK 06.08 - 5044 AK 06.08 - 5046 AK 06.08 - 5048 AK 06.08 -	 Doppelachsaggregat / Tandem-axle Assembly Achsausführung / Axle Version:2x16t 1.HA / 1st RA 2.HA / 2nd RA Trommelbremse / Drum Brake Radstand [mm] / Wheelbase [mm]:4800 für Fzg. mit zul. Gesamtgewicht [t] / for vehicles with permissible total weight [t]:41 Baumuster / Type:932.336	(36) (19) (14) (16) (86) (76) (121) (28)
 8	Lenker, Radaufhängung / Track Control Arm Dreieckslenker (Nfz) / Wishbone (CV) Länge [mm] / Length [mm]:667 Rohr-Ø [mm] / Pipe Ø [mm]:60 Bohrung-Ø 1 / Bohrung-Ø 2 [mm] / Bore Ø 1 / Bore Ø 2 [mm]:25/23/23 Lochabstand 1/Lochabstand 2 / Hole Pitch 1/ Hole Pitch 2:152/130/130 Molekularlager / Molecular Bearing	(5) (38) (69) (80) (30) (67) (71)	33737 01 948 350 28 05 Ⓜ 28706 01 Ⓜ 28705 01 
	5041 AK 06.08 - 5044 AK 06.08 - 5046 AK 06.08 - 5048 AK 06.08 -	 Doppelachsaggregat / Tandem-axle Assembly Achsausführung / Axle Version:13t / 18t 1.HA / 1st RA 2.HA / 2nd RA Trommelbremse / Drum Brake Radstand [mm] / Wheelbase [mm]:4800 für Fzg. mit zul. Gesamtgewicht [t] / for vehicles with permissible total weight [t]:41 Baumuster / Type:932.336	(36) (19) (14) (16) (86) (76) (121) (28)
 8	Lenker, Radaufhängung / Track Control Arm Dreieckslenker (Nfz) / Wishbone (CV) Länge [mm] / Length [mm]:622 Rohr-Ø [mm] / Pipe Ø [mm]:46 Bohrung-Ø 1 / Bohrung-Ø 2 [mm] / Bore Ø 1 / Bore Ø 2 [mm]:25/25/25 Lochabstand 1/Lochabstand 2 / Hole Pitch 1/ Hole Pitch 2:152/130/130 Molekularlager / Molecular Bearing	(5) (38) (69) (80) (30) (67) (71)	33738 01 948 350 29 05 Ⓜ 30589 01 Ⓜ 30590 01 
	5041 AK 06.08 - 5044 AK 06.08 - 5046 AK 06.08 - 5048 AK 06.08 -	 Doppelachsaggregat / Tandem-axle Assembly Achsausführung / Axle Version:2x13t Trommelbremse / Drum Brake 1.HA / 1st RA 2.HA / 2nd RA Radstand [mm] / Wheelbase [mm]:4800 für Fzg. mit zul. Gesamtgewicht [t] / for vehicles with permissible total weight [t]:41 Baumuster / Type:932.336	(36) (19) (86) (14) (16) (76) (121) (28)





MERCEDES-BENZ

ANTOS





4x2

07.12 -

 <div style="border: 1px solid black; padding: 2px; display: inline-block;">1</div>	Lenkstange / Centre Rod Assembly Schubstange / Push Rod einseitig verstellbar / Adjustable on one side Länge [mm] / Length [mm]:783 Rohr-Ø [mm] / Pipe Ø [mm]:42 Konusmaß [mm] / Cone Size [mm]:28,6 mit Sicherungsmutter / with lock nut		(6) (85) (101) (69) (80) (58) (138)	36538 01 003 460 53 05  ▲ 27623 01
	1824 L 07.12 - 1827 L 07.12 - 1830 L 07.12 - 1832 L 07.12 - 1833 L 07.12 - 1835 L 07.12 - 1836 L 07.12 - 1840 L 07.12 - 1842 L 07.12 - 1843 L 07.12 - 1845 L 07.12 - 1848 L 07.12 - 1851 L 07.12 -	Lenkstockhebel zur 1. VA / Pitman Arm to 1st FA nicht für / not for:RH800 für / for:508063 66 Baumuster / Type:963.004-005	(66) (141) (102) (28)	
1824 LS 07.12 - 1827 LS 07.12 - 1830 LS 07.12 - 1832 LS 07.12 - 1833 LS 07.12 - 1835 LS 07.12 - 1836 LS 07.12 - 1840 LS 07.12 - 1842 LS 07.12 - 1843 LS 07.12 - 1845 LS 07.12 - 1848 LS 07.12 - 1851 LS 07.12 -	Lenkstockhebel zur 1. VA / Pitman Arm to 1st FA nicht für / not for:RH800 für / for:508063 66 Baumuster / Type:963.404-406	(66) (141) (102) (28)		






MERCEDES-BENZ

ANTOS		4x2	07.12 -	
 1	Lenkstange / Centre Rod Assembly Schubstange / Push Rod einseitig verstellbar / Adjustable on one side Länge [mm] / Length [mm]:776 Rohr-Ø [mm] / Pipe Ø [mm]:42 Konusmaß [mm] / Cone Size [mm]:28,6 mit Sicherungsmutter / with lock nut		(6) (85) (101) (69) (80) (58) (138)	36539 01 003 460 55 05  ▲ 27623 01
	1824 L 1827 L 1830 L 1832 L 1833 L 1835 L 1836 L 1840 L 1842 L 1843 L 1845 L 1848 L 1851 L	07.12 - 07.12 - 07.12 - 07.12 - 07.12 - 07.12 - 07.12 - 07.12 - 07.12 - 07.12 - 07.12 - 07.12 - 07.12 -	Lenkstockhebel zur 1. VA / Pitman Arm to 1st FA für / for:508063 64 Baumuster / Type:963.003	(66) (102) (28)
	1824 LS 1827 LS 1830 LS 1832 LS 1833 LS 1835 LS 1836 LS 1840 LS 1842 LS 1843 LS 1845 LS 1848 LS 1851 LS	07.12 - 07.12 - 07.12 - 07.12 - 07.12 - 07.12 - 07.12 - 07.12 - 07.12 - 07.12 - 07.12 - 07.12 - 07.12 -	Lenkstockhebel zur 1. VA / Pitman Arm to 1st FA für / for:508063 64 Baumuster / Type:963.403	(66) (102) (28)
	2024 L 2027 L 2030 L 2032 L 2033 L 2035 L 2036 L 2040 L 2042 L 2043 L 2045 L 2048 L 2051 L	07.12 - 07.12 - 07.12 - 07.12 - 07.12 - 07.12 - 07.12 - 07.12 - 07.12 - 07.12 - 07.12 - 07.12 - 07.12 -	 Lenkstockhebel zur 1. VA / Pitman Arm to 1st FA für / for:508063 64 Baumuster / Type:963.002	(66) (102) (28)
	2024 LS 2027 LS 2030 LS 2032 LS 2033 LS 2035 LS 2036 LS 2040 LS 2042 LS 2043 LS 2045 LS 2048 LS 2051 LS	07.12 - 07.12 - 07.12 - 07.12 - 07.12 - 07.12 - 07.12 - 07.12 - 07.12 - 07.12 - 07.12 - 07.12 - 07.12 -	 Lenkstockhebel zur 1. VA / Pitman Arm to 1st FA für / for:508063 64 Baumuster / Type:963.402	(66) (102) (28)



MERCEDES-BENZ

ANTOS 4x2 07.12 -

1	<p>Lenkstange / Centre Rod Assembly Schubstange / Push Rod einseitig verstellbar / Adjustable on one side Länge [mm] / Length [mm]:801 Konusmaß [mm] / Cone Size [mm]:28,6 Rohr-Ø [mm] / Pipe Ø [mm]:42 mit Sicherungsmutter / with lock nut</p>	(6) (85) (101) (69) (58) (80) (138)	<p>36722 01 003 460 54 05  27623 01</p>	
	1824 L 1827 L 1830 L 1832 L 1833 L 1835 L 1836 L 1840 L 1842 L 1843 L 1845 L 1848 L 1851 L	07.12 - 07.12 - 07.12 - 07.12 - 07.12 - 07.12 - 07.12 - 07.12 - 07.12 - 07.12 - 07.12 - 07.12 - 07.12 -	Lenkstockhebel zur 1. VA / Pitman Arm to 1st FA für / for:508063 65 Baumuster / Type:963.003	(66) (102) (28)
	1824 LS 1827 LS 1830 LS 1832 LS 1833 LS 1835 LS 1836 LS 1840 LS 1842 LS 1843 LS 1845 LS 1848 LS 1851 LS	07.12 - 07.12 - 07.12 - 07.12 - 07.12 - 07.12 - 07.12 - 07.12 - 07.12 - 07.12 - 07.12 - 07.12 - 07.12 -	Lenkstockhebel zur 1. VA / Pitman Arm to 1st FA für / for:508063 65 Baumuster / Type:963.403	(66) (102) (28)
	2024 L 2027 L 2030 L 2032 L 2033 L 2035 L 2036 L 2040 L 2042 L 2043 L 2045 L 2048 L 2051 L	07.12 - 07.12 - 07.12 - 07.12 - 07.12 - 07.12 - 07.12 - 07.12 - 07.12 - 07.12 - 07.12 - 07.12 - 07.12 -	 Lenkstockhebel zur 1. VA / Pitman Arm to 1st FA für / for:508063 65 Baumuster / Type:963.002	(66) (102) (28)
	2024 LS 2027 LS 2030 LS 2032 LS 2033 LS 2035 LS 2036 LS 2040 LS 2042 LS 2043 LS 2045 LS 2048 LS 2051 LS	07.12 - 07.12 - 07.12 - 07.12 - 07.12 - 07.12 - 07.12 - 07.12 - 07.12 - 07.12 - 07.12 - 07.12 - 07.12 -	 Lenkstockhebel zur 1. VA / Pitman Arm to 1st FA für / for:508063 65 Baumuster / Type:963.402	(66) (102) (28)






Pos



Ref.



MERCEDES-BENZ

ANTOS		4x2	07.12 -	
 1	Lenkstange / Centre Rod Assembly Schubstange / Push Rod einseitig verstellbar / Adjustable on one side Länge [mm] / Length [mm]:773 Konusmaß [mm] / Cone Size [mm]:28,6 Rohr-Ø [mm] / Pipe Ø [mm]:42 mit Zubehör / with accessories mit Sicherungsmutter / with lock nut		(6) (85) (101) (69) (58) (80) (140) (138)	<div style="text-align: right;"> 37325 01 003 460 73 05  27623 01 </div> 
	1824 L 1827 L 1830 L 1832 L 1833 L 1835 L 1836 L 1840 L 1842 L 1845 L 1848 L 1851 L	07.12 - 07.12 - 07.12 - 07.12 - 07.12 - 07.12 - 07.12 - 07.12 - 07.12 - 07.12 - 07.12 - 07.12 -	 Lenkstockhebel zur 1. VA / Pitman Arm to 1st FA 1.HA / 1st RA für / for:RH800 für / for:539443 19 Baumuster / Type:963.005	(66) (14) (102) (102) (28)
1824 LS 1830 LS 1832 LS 1833 LS 1842 LS 1843 LS 1845 LS 1848 LS	07.12 - 07.12 - 07.12 - 07.12 - 07.12 - 07.12 - 07.12 - 07.12 -	 Lenkstockhebel zur 1. VA / Pitman Arm to 1st FA 1.HA / 1st RA für / for:RH800 für / for:539443 19 Baumuster / Type:963.405-406	(66) (14) (102) (102) (28)	







MERCEDES-BENZ

ANTOS

4x2








07.12 -

 6	Spurstange / Rod Assembly Führungsstange / Guide Rod einseitig verstellbar / Adjustable on one side Länge [mm] / Length [mm]:1685 Konusmaß [mm] / Cone Size [mm]:32 Rohr-Ø [mm] / Pipe Ø [mm]:50 mit Zubehör / with accessories		(9) (46) (101) (69) (58) (80) (140)	36540 01 21971 01 	960 330 01 03	
	1824 L 1827 L 1830 L 1832 L 1833 L 1835 L 1836 L 1840 L 1842 L 1843 L 1845 L 1848 L 1851 L	07.12 - 07.12 - 07.12 - 07.12 - 07.12 - 07.12 - 07.12 - 07.12 - 07.12 - 07.12 - 07.12 - 07.12 - 07.12 -	Achsausführung / Axle Version:739.528/573/575 Achslast [t] / Axle Load [t]:7,5 Achslast [t] / Axle Load [t]:8,0 Achslast [t] / Axle Load [t]:9,0 für / for:504310 58 Baumuster / Type:963.003	(19) (23) (23) (23) (102) (28)		
	1824 LS 1827 LS 1830 LS 1832 LS 1833 LS 1835 LS 1836 LS 1840 LS 1842 LS 1843 LS 1845 LS 1848 LS 1851 LS	07.12 - 07.12 - 07.12 - 07.12 - 07.12 - 07.12 - 07.12 - 07.12 - 07.12 - 07.12 - 07.12 - 07.12 - 07.12 -	Achsausführung / Axle Version:739.528/573/575 Achslast [t] / Axle Load [t]:7,5 Achslast [t] / Axle Load [t]:8,0 Achslast [t] / Axle Load [t]:9,0 für / for:504310 58 Baumuster / Type:963.403	(19) (23) (23) (23) (102) (28)		
	2024 L 2027 L 2030 L 2032 L 2033 L 2035 L 2036 L 2040 L 2042 L 2043 L 2045 L 2048 L 2051 L	07.12 - 07.12 - 07.12 - 07.12 - 07.12 - 07.12 - 07.12 - 07.12 - 07.12 - 07.12 - 07.12 - 07.12 - 07.12 -	 Achslast [t] / Axle Load [t]:7,5 Achslast [t] / Axle Load [t]:8 Achsausführung / Axle Version:739.528/573/575 Achslast [t] / Axle Load [t]:9 für / for:504310 58 Baumuster / Type:963.002	(23) (23) (19) (23) (102) (28)		
2024 LS 2027 LS 2030 LS 2032 LS 2033 LS 2035 LS 2036 LS 2040 LS 2042 LS 2043 LS 2045 LS 2048 LS 2051 LS	07.12 - 07.12 - 07.12 - 07.12 - 07.12 - 07.12 - 07.12 - 07.12 - 07.12 - 07.12 - 07.12 - 07.12 - 07.12 -	 Achsausführung / Axle Version:739.528/573/575 Achslast [t] / Axle Load [t]:7,5 Achslast [t] / Axle Load [t]:8 Achslast [t] / Axle Load [t]:9 für / for:504310 58 Baumuster / Type:963.402	(19) (23) (23) (23) (102) (28)			



MERCEDES-BENZ








ANTOS **4x2** **07.12 -**

 6	Spurstange / Rod Assembly Führungsstange / Guide Rod einseitig verstellbar / Adjustable on one side Länge [mm] / Length [mm]:1685 Konusmaß [mm] / Cone Size [mm]:32 Rohr-Ø [mm] / Pipe Ø [mm]:52 mit Zubehör / with accessories		(9) (46) (101) (69) (58) (80) (140)	36762 01 960 330 04 03 21971 01	
	1824 L 1827 L 1830 L 1832 L 1833 L 1835 L 1836 L 1842 L 1843 L 1845 L 1848 L 1851 L	07.12 - 07.12 - 07.12 - 07.12 - 07.12 - 07.12 - 07.12 - 07.12 - 07.12 - 07.12 - 07.12 - 07.12 -	 Achslast [t] / Axle Load [t]:8 Achsausführung / Axle Version:739.505 für / for:504310 57 Baumuster / Type:963.003-005	(23) (19) (102) (28)	
	1824 LS 1827 LS 1830 LS 1832 LS 1833 LS 1835 LS 1836 LS 1840 LS 1842 LS 1843 LS 1845 LS 1848 LS 1851 LS	07.12 - 07.12 - 07.12 - 07.12 - 07.12 - 07.12 - 07.12 - 07.12 - 07.12 - 07.12 - 07.12 - 07.12 -	 Achslast [t] / Axle Load [t]:8 Achsausführung / Axle Version:739.505 für / for:504310 57 Baumuster / Type:963.402-405	(23) (19) (102) (28)	
	1840 L	07.12 -	 Achslast [t] / Axle Load [t]:8 Achsausführung / Axle Version:739.505 für / for:504310 57 Baumuster / Type:963.003-004/405	(23) (19) (102) (28)	
	2024 L 2027 L 2030 L 2032 L 2033 L 2035 L 2036 L 2040 L 2042 L 2043 L 2045 L 2048 L 2051 L	07.12 - 07.12 - 07.12 - 07.12 - 07.12 - 07.12 - 07.12 - 07.12 - 07.12 - 07.12 - 07.12 - 07.12 -	 Achsausführung / Axle Version:739.505 Achslast [t] / Axle Load [t]:8 Baumuster / Type:963.002	(19) (23) (28)	
2024 LS 2027 LS 2030 LS 2032 LS 2033 LS 2035 LS 2036 LS 2040 LS 2042 LS 2043 LS 2045 LS 2048 LS 2051 LS	07.12 - 07.12 - 07.12 - 07.12 - 07.12 - 07.12 - 07.12 - 07.12 - 07.12 - 07.12 - 07.12 - 07.12 -	 Achsausführung / Axle Version:739.505 Achslast [t] / Axle Load [t]:8 für / for:504310 57 Baumuster / Type:963.402	(19) (23) (102) (28)		



MERCEDES-BENZ








ANTOS 4x2 07.12 -

 12	Lenker, Radaufhängung / Track Control Arm Längslenker / Trailing Arm Länge [mm] / Length [mm]:600 Durchmesser [mm] / Diameter [mm]:72 Bohrung-Ø [mm] / Bore Ø [mm]:24,2	(5) (70) (69) (41) (33)	37618 01 960 330 03 11 
	1824 L 07.12 - 1827 L 07.12 - 1830 L 07.12 - 1832 L 07.12 - 1835 L 07.12 -	 längs / Longitudinal für / for:539238 04 Baumuster / Type:963.003-004	(130) (102) (28)
1824 LS 1827 LS 1830 LS 1832 LS 1833 LS 1835 LS 1836 LS 1840 LS 1842 LS 1843 LS 1845 LS 1848 LS 1851 LS	07.12 - 07.12 - 07.12 - 07.12 - 07.12 - 07.12 - 07.12 - 07.12 - 07.12 - 07.12 - 07.12 - 07.12 - 07.12 - 07.12 - 07.12 -	 längs / Longitudinal für / for:539238 04 Baumuster / Type:963.403-406	(130) (102) (28)
1833 L 1836 L 1840 L 1842 L 1843 L 1845 L 1848 L 1851 L	07.12 - 07.12 - 07.12 - 07.12 - 07.12 - 07.12 - 07.12 - 07.12 -	 längs / Longitudinal für / for:539238 04 Baumuster / Type:963.003-005	(130) (102) (28)
2024 L 2027 L 2030 L 2032 L 2033 L 2035 L 2036 L 2040 L 2042 L 2043 L 2045 L 2048 L 2051 L	07.12 - 07.12 - 07.12 - 07.12 - 07.12 - 07.12 - 07.12 - 07.12 - 07.12 - 07.12 - 07.12 - 07.12 - 07.12 -	 längs / Longitudinal für / for:539238 04 Baumuster / Type:963.002	(130) (102) (28)
2024 LS 2027 LS 2030 LS 2032 LS 2033 LS 2035 LS 2036 LS 2040 LS 2042 LS 2043 LS 2045 LS 2048 LS 2051 LS	07.12 - 07.12 - 07.12 - 07.12 - 07.12 - 07.12 - 07.12 - 07.12 - 07.12 - 07.12 - 07.12 - 07.12 - 07.12 -	 längs / Longitudinal für / for:539238 04 Baumuster / Type:963.402	(130) (102) (28)



MERCEDES-BENZ







ANTOS 4x2 07.12 -

 12	Lenker, Radaufhängung / Track Control Arm Längslenker / Trailing Arm Länge [mm] / Length [mm]:860 Bohrung-Ø 1 / Bohrung-Ø 2 [mm] / Bore Ø 1 / Bore Ø 2 [mm]:17/17 Lochabstand 1/Lochabstand 2 / Hole Pitch 1/ Hole Pitch 2:100/100		(5) (70) (69) (30) (67)	37619 01 960 330 01 07 
	1830 LS 07.12 - 1832 LS 07.12 - 1833 LS 07.12 - 1836 LS 07.12 - 1840 LS 07.12 - 1842 LS 07.12 - 1845 LS 07.12 - 1848 LS 07.12 - 1851 LS 07.12 -	 für / for:539241 02 Baumuster / Type:963.403-406	(102) (28)	
1832 L 07.12 - 1835 L 07.12 -	 für / for:539241 02 Baumuster / Type:963.003-004	(102) (28)		
1833 L 07.12 - 1836 L 07.12 - 1840 L 07.12 - 1842 L 07.12 - 1843 L 07.12 - 1845 L 07.12 - 1851 L 07.12 -	 für / for:539241 02 Baumuster / Type:963.005/004/003	(102) (28)		
2024 L 07.12 - 2027 L 07.12 - 2030 L 07.12 - 2032 L 07.12 - 2033 L 07.12 - 2035 L 07.12 - 2036 L 07.12 - 2040 L 07.12 - 2042 L 07.12 - 2043 L 07.12 - 2045 L 07.12 - 2048 L 07.12 - 2051 L 07.12 -	 für / for:539241 02 Baumuster / Type:963.002	(102) (28)		
2024 LS 07.12 - 2027 LS 07.12 - 2030 LS 07.12 - 2032 LS 07.12 - 2033 LS 07.12 - 2035 LS 07.12 - 2036 LS 07.12 - 2040 LS 07.12 - 2042 LS 07.12 - 2043 LS 07.12 - 2045 LS 07.12 - 2048 LS 07.12 - 2051 LS 07.12 -	 für / for:539241 02 Baumuster / Type:963.402	(102) (28)		



MERCEDES-BENZ

ANTOS 4x2 07.12 -

 13	Stange/Strebe, Stabilisator / Rod/Strut, stabiliser Koppelstange / Coupling Rod Länge [mm] / Length [mm]:350 Konusmaß [mm] / Cone Size [mm]:26 Rohr-Ø [mm] / Pipe Ø [mm]:36 mit Zubehör / with accessories	(11) (60) (69) (58) (80) (140)	37622 01 960 326 32 47 
	1824 L 07.12 - 1827 L 07.12 - 1830 L 07.12 - 1832 L 07.12 - 1833 L 07.12 - 1835 L 07.12 - 1836 L 07.12 - 1840 L 07.12 - 1842 L 07.12 - 1843 L 07.12 - 1845 L 07.12 - 1848 L 07.12 - 1851 L 07.12 -		 für / for:541249 16 (102) Baumuster / Type:963.003 (28) Einbau am Zusatzstabilisator / Einbau am Zusatzstabilisator (42)
	1824 LS 07.12 - 1827 LS 07.12 - 1830 LS 07.12 - 1832 LS 07.12 - 1833 LS 07.12 - 1835 LS 07.12 - 1836 LS 07.12 - 1840 LS 07.12 - 1842 LS 07.12 - 1843 LS 07.12 - 1845 LS 07.12 - 1848 LS 07.12 - 1851 LS 07.12 -		 für / for:541249 16 (102) Baumuster / Type:963.403 (28) Einbau am Zusatzstabilisator / Einbau am Zusatzstabilisator (42)
	2024 L 07.12 - 2027 L 07.12 - 2030 L 07.12 - 2032 L 07.12 - 2033 L 07.12 - 2035 L 07.12 - 2036 L 07.12 - 2040 L 07.12 - 2042 L 07.12 - 2043 L 07.12 - 2045 L 07.12 - 2048 L 07.12 - 2051 L 07.12 -		 für / for:541249 16 (102) Baumuster / Type:963.002 (28) Einbau am Zusatzstabilisator / Einbau am Zusatzstabilisator (42)
	2024 LS 07.12 - 2027 LS 07.12 - 2030 LS 07.12 - 2032 LS 07.12 - 2033 LS 07.12 - 2035 LS 07.12 - 2036 LS 07.12 - 2040 LS 07.12 - 2042 LS 07.12 - 2043 LS 07.12 - 2045 LS 07.12 - 2048 LS 07.12 - 2051 LS 07.12 -		 für / for:541249 16 (102) Baumuster / Type:963.402 (28) Einbau am Zusatzstabilisator / Einbau am Zusatzstabilisator (42)







Pos



Ref.







MERCEDES-BENZ

ANTOS		4x2	07.12 -		
 <div style="border: 1px solid black; padding: 2px; display: inline-block;">13</div>	Stange/Strebe, Stabilisator / Rod/Strut, stabiliser Koppelstange / Coupling Rod Länge [mm] / Length [mm]:260 Konusmaß [mm] / Cone Size [mm]:26 Rohr-Ø [mm] / Pipe Ø [mm]:36 mit Zubehör / with accessories		(11) (60) (69) (58) (80) (140)	37623 01 960 326 29 47 	
	1824 LS 07.12 - 1827 LS 07.12 - 1830 LS 07.12 - 1832 LS 07.12 - 1833 LS 07.12 - 1835 LS 07.12 - 1836 LS 07.12 - 1840 LS 07.12 - 1842 LS 07.12 - 1843 LS 07.12 - 1845 LS 07.12 - 1848 LS 07.12 - 1851 LS 07.12 -		für / for:541249 13 Baumuster / Type:963.404-405 Einbau am Zusatzstabilisator / Einbau am Zusatzstabilisator	(102) (28) (42)	
1833 L 07.12 - 1836 L 07.12 - 1840 L 07.12 - 1842 L 07.12 - 1843 L 07.12 - 1845 L 07.12 - 1851 L 07.12 -		für / for:541249 13 Baumuster / Type:963.005 Einbau am Zusatzstabilisator / Einbau am Zusatzstabilisator	(102) (28) (42)		
	Schraube, Spureinstellung / Bolt, wheel alignment DIN/ISO / DIN / ISO:DIN 22mm/ISO 21mm Länge [mm] / Length [mm]:110 Innengewinde [mm] / Inner Thread [mm]:M30x1,5 mit Rechtsgewinde / with right-hand thread Aussengewinde [mm] / Outer Thread [mm]:M38x1,5 mit Linksgewinde / with left-hand thread		(8) (34) (69) (55) (137) (27) (135)	21971 01 000 992 21 39 	
	2024 LS 07.12 - 2027 LS 07.12 - 2030 LS 07.12 - 2032 LS 07.12 - 2033 LS 07.12 - 2035 LS 07.12 - 2036 LS 07.12 - 2040 LS 07.12 - 2042 LS 07.12 - 2043 LS 07.12 - 2045 LS 07.12 - 2048 LS 07.12 - 2051 LS 07.12 -		Baumuster / Type:963.402	(28)	



MERCEDES-BENZ

ANTOS 4x2 07.12 -

	Lenker, Radaufhängung / Track Control Arm für Dreieckslenker (Nfz) / for wishbone (CV) Länge [mm] / Length [mm]:532 Rohr-Ø [mm] / Pipe Ø [mm]:46 Bohrung-Ø 1 / Bohrung-Ø 2 [mm] / Bore Ø 1 / Bore Ø 2 [mm]:21/21 Lochabstand 1/Lochabstand 2 / Hole Pitch 1/ Hole Pitch 2:130/130 Molekularlager / Molecular Bearing	(5) (103) (69) (80) (30) (67) (71)	36536 01 960 350 09 06 	
	1824 LS 07.12 - 1827 LS 07.12 - 1830 LS 07.12 - 1832 LS 07.12 - 1833 LS 07.12 - 1835 LS 07.12 - 1836 LS 07.12 - 1840 LS 07.12 - 1842 LS 07.12 - 1843 LS 07.12 - 1845 LS 07.12 - 1848 LS 07.12 - 1851 LS 07.12 -	▲ für / for:539259 05 Baumuster / Type:963.403	(102) (28)	
	2024 LS 07.12 - 2027 LS 07.12 - 2030 LS 07.12 - 2032 LS 07.12 - 2033 LS 07.12 - 2035 LS 07.12 - 2036 LS 07.12 - 2040 LS 07.12 - 2042 LS 07.12 - 2043 LS 07.12 - 2045 LS 07.12 - 2048 LS 07.12 - 2051 LS 07.12 -	▲ für / for:539259 05 Baumuster / Type:963.402	(102) (28)	
	Lenker, Radaufhängung / Track Control Arm für Dreieckslenker (Nfz) / for wishbone (CV) Länge [mm] / Length [mm]:532 Rohr-Ø [mm] / Pipe Ø [mm]:46 Bohrung-Ø 1 / Bohrung-Ø 2 [mm] / Bore Ø 1 / Bore Ø 2 [mm]:21/21 Lochabstand 1/Lochabstand 2 / Hole Pitch 1/ Hole Pitch 2:130/130 Molekularlager / Molecular Bearing	(5) (103) (69) (80) (30) (67) (71)	36537 01 960 350 13 06 	
	1824 L 07.12 - 1827 L 07.12 - 1830 L 07.12 - 1832 L 07.12 - 1833 L 07.12 - 1835 L 07.12 - 1836 L 07.12 - 1840 L 07.12 - 1842 L 07.12 - 1843 L 07.12 - 1845 L 07.12 - 1848 L 07.12 - 1851 L 07.12 -	▲ für / for:539259 04 Baumuster / Type:963.003-005	(102) (28)	
	1824 LS 07.12 - 1827 LS 07.12 - 1830 LS 07.12 - 1832 LS 07.12 - 1833 LS 07.12 - 1835 LS 07.12 - 1836 LS 07.12 - 1840 LS 07.12 - 1842 LS 07.12 - 1843 LS 07.12 - 1845 LS 07.12 - 1848 LS 07.12 - 1851 LS 07.12 -	▲ für / for:539259 04 Baumuster / Type:963.403-406	(102) (28)	
	2024 L 07.12 - 2027 L 07.12 - 2030 L 07.12 - 2032 L 07.12 - 2033 L 07.12 - 2035 L 07.12 - 2036 L 07.12 - 2040 L 07.12 - 2042 L 07.12 - 2043 L 07.12 - 2045 L 07.12 - 2048 L 07.12 - 2051 L 07.12 -	▲ Baumuster / Type:963.002	(28)	

Pos






Ref.



MERCEDES-BENZ



ANTOS 4x2 07.12 -

	<p>Schraube, Spureinstellung / Bolt, wheel alignment DIN/ISO / DIN / ISO: DIN 22mm/ISO 21mm Länge [mm] / Length [mm]: 110 Innengewinde [mm] / Inner Thread [mm]: M30x1,5 mit Rechtsgewinde / with right-hand thread Aussengewinde [mm] / Outer Thread [mm]: M38x1,5 mit Linksgewinde / with left-hand thread</p>	<p>(8) (34) (69) (55) (137) (27) (135)</p>	<p>21971 01 000 992 21 39</p> 	
	<p>1824 L 07.12 - 1824 LS 07.12 - 1827 L 07.12 - 1827 LS 07.12 - 1830 L 07.12 - 1830 LS 07.12 - 1832 L 07.12 - 1832 LS 07.12 - 1833 L 07.12 - 1833 LS 07.12 - 1835 L 07.12 - 1835 LS 07.12 - 1836 L 07.12 - 1836 LS 07.12 - 1840 L 07.12 - 1840 LS 07.12 - 1842 L 07.12 - 1842 LS 07.12 - 1843 L 07.12 - 1843 LS 07.12 - 1845 L 07.12 - 1845 LS 07.12 - 1848 L 07.12 - 1848 LS 07.12 - 1851 L 07.12 - 1851 LS 07.12 -</p>			
	<p>Spurstangenkopf / Tie Rod End für Schubstange / for push rod Länge [mm] / Length [mm]: 115 Gewindemaß / Thread Size: M30x1,5 mit Außengewinde / with external thread für Rechtsgewinde / for right-hand thread Konusmaß [mm] / Cone Size [mm]: 28,6 mit Zubehör / with accessories</p>	<p>(10) (128) (69) (49) (131) (127) (58) (140)</p>	<p>27623 01 001 460 48 48</p> 	
	<p>2024 LS 07.12 - 2027 LS 07.12 - 2030 LS 07.12 - 2032 LS 07.12 - 2033 LS 07.12 - 2035 LS 07.12 - 2036 LS 07.12 - 2040 LS 07.12 - 2042 LS 07.12 - 2043 LS 07.12 - 2045 LS 07.12 - 2048 LS 07.12 - 2051 LS 07.12 -</p>		<p> Lenkstockhebel zur 1. VA / Pitman Arm to 1st FA Baumuster / Type: 963.402</p>	<p>(66) (28)</p>



MERCEDES-BENZ



ANTOS 6x2 07.12 -

 <div style="border: 1px solid black; padding: 2px; display: inline-block;">1</div>	<p>Lenkstange / Centre Rod Assembly Schubstange / Push Rod einseitig verstellbar / Adjustable on one side Länge [mm] / Length [mm]:783 Rohr-Ø [mm] / Pipe Ø [mm]:42 Konusmaß [mm] / Cone Size [mm]:28,6 mit Sicherungsmutter / with lock nut</p>	(6) (85) (101) (69) (80) (58) (138)	<p>36538 01 003 460 53 05 ▲ 27623 01</p> 
	2527 L 07.12 - 2530 L 07.12 - 2532 L 07.12 - 2533 L 07.12 - 2535 L 07.12 - 2536 L 07.12 - 2542 L 07.12 - 2543 L 07.12 - 2545 L 07.12 - 2548 L 07.12 - 2551 L 07.12 -	Lenkstockhebel zur 1. VA / Pitman Arm to 1st FA nicht für / not for:RH800 für / for:508063 66 Baumuster / Type:963.021	(66) (141) (102) (28)



MERCEDES-BENZ



ANTOS **6x2** **07.12 -**

 1	Lenkstange / Centre Rod Assembly Schubstange / Push Rod einseitig verstellbar / Adjustable on one side Länge [mm] / Length [mm]:776 Rohr-Ø [mm] / Pipe Ø [mm]:42 Konusmaß [mm] / Cone Size [mm]:28,6 mit Sicherungsmutter / with lock nut	(6) (85) (101) (69) (80) (58) (138)	36539 01 003 460 55 05 ▲ 27623 01	
	2527 L 07.12 - 2530 L 07.12 - 2532 L 07.12 - 2533 L 07.12 - 2535 L 07.12 - 2536 L 07.12 - 2540 L 07.12 - 2542 L 07.12 - 2543 L 07.12 - 2545 L 07.12 - 2548 L 07.12 - 2551 L 07.12 -	Lenkstockhebel zur 1. VA / Pitman Arm to 1st FA für / for:508063 64 Baumuster / Type:963.020	(66) (102) (28)	
2527 LS, 26 t 07.12 - 2530 LS, 26 t 07.12 - 2532 LS, 26 t 07.12 - 2533 LS, 26 t 07.12 - 2535 LS, 26 t 07.12 - 2536 LS, 26 t 07.12 - 2540 LS, 26 t 07.12 - 2542 LS, 26 t 07.12 - 2543 LS, 26 t 07.12 - 2545 LS, 26 t 07.12 - 2548 LS, 26 t 07.12 - 2551 LS, 26 t 07.12 -	Lenkstockhebel zur 1. VA / Pitman Arm to 1st FA für / for:508063 64 Baumuster / Type:963.420/423	(66) (102) (28)		
2427 LS 07.12 - 2430 LS 07.12 - 2432 LS 07.12 - 2433 LS 07.12 - 2435 LS 07.12 - 2436 LS 07.12 - 2440 LS 07.12 - 2442 LS 07.12 - 2443 LS 07.12 - 2445 LS 07.12 - 2448 LS 07.12 - 2451 LS 07.12 -	Lenkstockhebel zur 1. VA / Pitman Arm to 1st FA für / for:508063 64 Baumuster / Type:963.427	(66) (102) (28)		
2527 LS, 25 t 07.12 - 2530 LS, 25 t 07.12 - 2532 LS, 25 t 07.12 - 2533 LS, 25 t 07.12 - 2535 LS, 25 t 07.12 - 2536 LS, 25 t 07.12 - 2540 LS, 25 t 07.12 - 2542 LS, 25 t 07.12 - 2543 LS, 25 t 07.12 - 2545 LS, 25 t 07.12 - 2548 LS, 25 t 07.12 - 2551 LS, 25 t 07.12 -	Lenkstockhebel zur 1. VA / Pitman Arm to 1st FA für / for:508063 64 Baumuster / Type:963.423	(66) (102) (28)		
2627 LS 07.12 - 2630 LS 07.12 - 2632 LS 07.12 - 2633 LS 07.12 - 2635 LS 07.12 - 2636 LS 07.12 - 2640 LS 07.12 - 2642 LS 07.12 - 2643 LS 07.12 - 2645 LS 07.12 - 2648 LS 07.12 - 2651 LS 07.12 -	Lenkstockhebel zur 1. VA / Pitman Arm to 1st FA für / for:508063 64 Baumuster / Type:963.425	(66) (102) (28)		



MERCEDES-BENZ




ANTOS **6x2** **07.12 -**

 1	Lenkstange / Centre Rod Assembly Schubstange / Push Rod einseitig verstellbar / Adjustable on one side Länge [mm] / Length [mm]:801 Konusmaß [mm] / Cone Size [mm]:28,6 Rohr-Ø [mm] / Pipe Ø [mm]:42 mit Sicherungsmutter / with lock nut		(6) (85) (101) (69) (58) (80) (138)	36722 01 003 460 54 05 27623 01	
	2527 L 07.12 - 2530 L 07.12 - 2532 L 07.12 - 2533 L 07.12 - 2535 L 07.12 - 2536 L 07.12 - 2540 L 07.12 - 2542 L 07.12 - 2543 L 07.12 - 2545 L 07.12 - 2548 L 07.12 - 2551 L 07.12 -	Lenkstockhebel zur 1. VA / Pitman Arm to 1st FA für / for:508063 65 Baumuster / Type:963.020	(66) (102) (28)		
2627 L 07.12 - 2630 L 07.12 - 2632 L 07.12 - 2633 L 07.12 - 2635 L 07.12 - 2636 L 07.12 - 2640 L 07.12 - 2642 L 07.12 - 2643 L 07.12 - 2645 L 07.12 - 2648 L 07.12 - 2651 L 07.12 -	Lenkstockhebel zur 1. VA / Pitman Arm to 1st FA für / for:508063 65 Baumuster / Type:963.024-025	(66) (102) (28)			



MERCEDES-BENZ




ANTOS 6x2 07.12 -

 6	Spurstange / Rod Assembly Führungsstange / Guide Rod einseitig verstellbar / Adjustable on one side Länge [mm] / Length [mm]:1685 Konusmaß [mm] / Cone Size [mm]:32 Rohr-Ø [mm] / Pipe Ø [mm]:50 mit Zubehör / with accessories	(9) (46) (101) (69) (58) (80) (140)	36540 01 21971 01 	960 330 01 03
	2527 L 07.12 - 2530 L 07.12 - 2532 L 07.12 - 2533 L 07.12 - 2535 L 07.12 - 2536 L 07.12 - 2542 L 07.12 - 2543 L 07.12 - 2545 L 07.12 - 2548 L 07.12 - 2551 L 07.12 -	 Achslast [t] / Axle Load [t]:7,5 (23) Achslast [t] / Axle Load [t]:8 (23) Achslast [t] / Axle Load [t]:9 (23) Achsausführung / Axle Version:739.528/573/575 (19) Scheibenbremse / Disc Brake (83) für / for:504310 58 (102) Baumuster / Type:963.020 (28)		
2527 LS, 26 t 07.12 - 2530 LS, 26 t 07.12 - 2532 LS, 26 t 07.12 - 2533 LS, 26 t 07.12 - 2535 LS, 26 t 07.12 - 2536 LS, 26 t 07.12 - 2540 LS, 26 t 07.12 - 2542 LS, 26 t 07.12 - 2543 LS, 26 t 07.12 - 2545 LS, 26 t 07.12 - 2548 LS, 26 t 07.12 -	Achsausführung / Axle Version:739.528/573/575 (19) Achslast [t] / Axle Load [t]:7,5 (23) Achslast [t] / Axle Load [t]:8 (23) Achslast [t] / Axle Load [t]:9 (23) Scheibenbremse / Disc Brake (83) Baumuster / Type:963.420/423 (28)			
2527 LS, 25 t 07.12 - 2530 LS, 25 t 07.12 - 2532 LS, 25 t 07.12 - 2533 LS, 25 t 07.12 - 2535 LS, 25 t 07.12 - 2536 LS, 25 t 07.12 - 2540 LS, 25 t 07.12 - 2542 LS, 25 t 07.12 - 2543 LS, 25 t 07.12 - 2545 LS, 25 t 07.12 - 2548 LS, 25 t 07.12 - 2551 LS, 25 t 07.12 - 2551 LS 07.12 - ...	Achsausführung / Axle Version:739.528/573/575 (19) Achslast [t] / Axle Load [t]:7,5 (23) Achslast [t] / Axle Load [t]:8 (23) Achslast [t] / Axle Load [t]:9 (23) für / for:504310 58 (102) Baumuster / Type:963.423 (28)			
2427 LS 07.12 - 2430 LS 07.12 - 2432 LS 07.12 - 2433 LS 07.12 - 2435 LS 07.12 - 2436 LS 07.12 - 2440 LS 07.12 - 2442 LS 07.12 - 2443 LS 07.12 - 2445 LS 07.12 - 2448 LS 07.12 - 2451 LS 07.12 -	Scheibenbremse / Disc Brake (83) Achsausführung / Axle Version:739.528/573/575 (19) Achslast [t] / Axle Load [t]:7,5 (23) Achslast [t] / Axle Load [t]:8 (23) Achslast [t] / Axle Load [t]:9 (23) für / for:504310 58 (102) Baumuster / Type:963.427 (28)			
2627 L 07.12 - 2630 L 07.12 - 2632 L 07.12 - 2633 L 07.12 - 2635 L 07.12 - 2636 L 07.12 - 2640 L 07.12 - 2642 L 07.12 - 2643 L 07.12 - 2645 L 07.12 - 2648 L 07.12 - 2651 L 07.12 -	Achslast [t] / Axle Load [t]:7,5 (23) Achslast [t] / Axle Load [t]:8 (23) Achslast [t] / Axle Load [t]:9 (23) Achsausführung / Axle Version:739.528/573/575 (19) für / for:504310 57 (102) Baumuster / Type:963.024-025 (28)			
2627 LS 07.12 - 2630 LS 07.12 - 2632 LS 07.12 - 2633 LS 07.12 - 2635 LS 07.12 - 2636 LS 07.12 - 2640 LS 07.12 - 2642 LS 07.12 - 2643 LS 07.12 - 2645 LS 07.12 - 2648 LS 07.12 - 2651 LS 07.12 -	Achsausführung / Axle Version:739.528/573/575 (19) für / for:504310 58 (102) Baumuster / Type:963.425 (28)			



MERCEDES-BENZ






ANTOS **6x2** **07.12 -**

	<div style="border: 1px solid black; padding: 2px; width: 20px; margin: 0 auto;">6</div>	<p>Spurstange / Rod Assembly Führungsstange / Guide Rod einseitig verstellbar / Adjustable on one side Länge [mm] / Length [mm]:1685 Konusmaß [mm] / Cone Size [mm]:32 Rohr-Ø [mm] / Pipe Ø [mm]:52 mit Zubehör / with accessories</p>	(9) (46) (101) (69) (58) (80) (140)	36762 01 21971 01	960 330 04 03	
		2527 L 07.12 - 2530 L 07.12 - 2532 L 07.12 - 2533 L 07.12 - 2535 L 07.12 - 2536 L 07.12 - 2540 L 07.12 - 2542 L 07.12 - 2543 L 07.12 - 2545 L 07.12 - 2548 L 07.12 - 2551 L 07.12 -		 Achslast [t] / Axle Load [t]:8 Achsausführung / Axle Version:739.505 für / for:504310 57 Baumuster / Type:963.020-021	(23) (19) (102) (28)	
		2627 L 07.12 - 2630 L 07.12 - 2632 L 07.12 - 2633 L 07.12 - 2635 L 07.12 - 2636 L 07.12 - 2640 L 07.12 - 2642 L 07.12 - 2643 L 07.12 - 2645 L 07.12 - 2648 L 07.12 - 2651 L 07.12 -		Achslast [t] / Axle Load [t]:8 Achsausführung / Axle Version:739.505 für / for:504310 57 Baumuster / Type:963.024-025	(23) (19) (102) (28)	



MERCEDES-BENZ

ANTOS 6x2 07.12 -

 12	<p>Lenker, Radaufhängung / Track Control Arm Längslenker / Trailing Arm Länge [mm] / Length [mm]:600 Durchmesser [mm] / Diameter [mm]:72 Bohrung-Ø [mm] / Bore Ø [mm]:24,2</p>	(5) (70) (69) (41) (33)	<p style="text-align: right;">37618 01 960 330 03 11</p> 
	2527 L 07.12 - 2530 L 07.12 - 2532 L 07.12 - 2533 L 07.12 - 2535 L 07.12 - 2536 L 07.12 - 2540 L 07.12 - 2542 L 07.12 - 2543 L 07.12 - 2545 L 07.12 - 2548 L 07.12 - 2551 L 07.12 -		<p style="text-align: center;"></p> längs / Longitudinal für / for:539238 04 Baumuster / Type:963.021/020 (130) (102) (28)
	2527 LS 07.12 - ... 2527 LS, 25 t 07.12 - 2530 LS, 26 t 07.12 - 2530 LS, 25 t 07.12 - 2532 LS, 26 t 07.12 - 2532 LS, 25 t 07.12 - 2533 LS, 26 t 07.12 - 2533 LS, 25 t 07.12 - 2535 LS, 25 t 07.12 - 2535 LS, 26 t 07.12 - 2536 LS, 25 t 07.12 - 2536 LS, 26 t 07.12 - 2540 LS, 26 t 07.12 - 2540 LS, 25 t 07.12 - 2542 LS, 26 t 07.12 - 2542 LS, 25 t 07.12 - 2543 LS, 26 t 07.12 - 2543 LS, 25 t 07.12 - 2545 LS, 25 t 07.12 - 2545 LS, 26 t 07.12 - 2548 LS, 26 t 07.12 - 2548 LS, 25 t 07.12 - 2551 LS, 25 t 07.12 - 2551 LS, 26 t 07.12 -		<p style="text-align: center;"></p> längs / Longitudinal für / for:539238 04 Baumuster / Type:963.423 (130) (102) (28)
	2627 L 07.12 - 2630 L 07.12 - 2632 L 07.12 - 2633 L 07.12 - 2635 L 07.12 - 2636 L 07.12 - 2640 L 07.12 - 2642 L 07.12 - 2643 L 07.12 - 2645 L 07.12 - 2648 L 07.12 - 2651 L 07.12 -		<p style="text-align: center;"></p> längs / Longitudinal für / for:539238 04 Baumuster / Type:963.025 (130) (102) (28)








MERCEDES-BENZ

ANTOS

6x2








07.12 -

 12	Lenker, Radaufhängung / Track Control Arm Längslenker / Trailing Arm Länge [mm] / Length [mm]:860 Bohrung-Ø 1 / Bohrung-Ø 2 [mm] / Bore Ø 1 / Bore Ø 2 [mm]:17/17 Lochabstand 1/Lochabstand 2 / Hole Pitch 1/ Hole Pitch 2:100/100	(5) (70) (69) (30) (67)	37619 01 960 330 01 07 
	2527 L 07.12 - 2530 L 07.12 - 2532 L 07.12 - 2533 L 07.12 - 2535 L 07.12 - 2536 L 07.12 - 2540 L 07.12 - 2542 L 07.12 - 2543 L 07.12 - 2545 L 07.12 - 2548 L 07.12 - 2551 L 07.12 -	 für / for:539241 02 Baumuster / Type:963.020-021	(102) (28)
	2527 L 07.12 - 2530 L 07.12 - 2532 L 07.12 - 2533 L 07.12 - 2535 L 07.12 - 2536 L 07.12 - 2540 L 07.12 - 2542 L 07.12 - 2543 L 07.12 - 2545 L 07.12 - 2548 L 07.12 - 2551 L 07.12 -	 für / for:539241 02 Baumuster / Type:963.021	(102) (28)
	2627 L 07.12 - 2630 L 07.12 - 2632 L 07.12 - 2633 L 07.12 - 2635 L 07.12 - 2636 L 07.12 - 2640 L 07.12 - 2642 L 07.12 - 2643 L 07.12 - 2645 L 07.12 - 2648 L 07.12 - 2651 L 07.12 -	 für / for:539241 02 Baumuster / Type:963.025	(102) (28)



MERCEDES-BENZ









ANTOS 6x2 07.12 -

 8	Lenker, Radaufhängung / Track Control Arm Dreieckslenker (Nfz) / Wishbone (CV) Länge [mm] / Length [mm]:622 Rohr-Ø [mm] / Pipe Ø [mm]:46 Bohrung-Ø 1 / Bohrung-Ø 2 [mm] / Bore Ø 1 / Bore Ø 2 [mm]:25/23/23 Lochabstand 1/Lochabstand 2 / Hole Pitch 1/ Hole Pitch 2:152/130/130 Molekularlager / Molecular Bearing	(5) (38) (69) (80) (30) (67) (71)	31887 01 © 30588 01 	942 350 12 05
	2527 L 07.12 - 2530 L 07.12 - 2532 L 07.12 - 2533 L 07.12 - 2535 L 07.12 - 2536 L 07.12 - 2542 L 07.12 - 2543 L 07.12 - 2545 L 07.12 - 2548 L 07.12 - 2551 L 07.12 -	 Antriebsachse / Drive Axle für / for:539148 01 Baumuster / Type:963.020-021	(25) (102) (28)	
2527 LS, 26 t 07.12 - 2530 LS, 26 t 07.12 - 2532 LS, 26 t 07.12 - 2533 LS, 26 t 07.12 - 2535 LS, 26 t 07.12 - 2536 LS, 26 t 07.12 - 2540 LS, 26 t 07.12 - 2542 LS, 26 t 07.12 - 2543 LS, 26 t 07.12 - 2545 LS, 26 t 07.12 - 2548 LS, 26 t 07.12 - 2551 LS, 26 t 07.12 -	 Antriebsachse / Drive Axle Baumuster / Type:963.420/423	(25) (28)		
2427 LS 07.12 - 2430 LS 07.12 - 2432 LS 07.12 - 2433 LS 07.12 - 2435 LS 07.12 - 2436 LS 07.12 - 2440 LS 07.12 - 2442 LS 07.12 - 2443 LS 07.12 - 2445 LS 07.12 - 2448 LS 07.12 - 2451 LS 07.12 -	 Antriebsachse / Drive Axle Baumuster / Type:963.427	(25) (28)		
2527 LS, 25 t 07.12 - 2530 LS, 25 t 07.12 - 2532 LS, 25 t 07.12 - 2533 LS, 25 t 07.12 - 2535 LS, 25 t 07.12 - 2536 LS, 25 t 07.12 - 2540 LS, 25 t 07.12 - 2542 LS, 25 t 07.12 - 2543 LS, 25 t 07.12 - 2545 LS, 25 t 07.12 - 2548 LS, 25 t 07.12 - 2551 LS, 25 t 07.12 -	 Antriebsachse / Drive Axle Baumuster / Type:963.423	(25) (28)		
2627 L 07.12 - 2630 L 07.12 - 2632 L 07.12 - 2633 L 07.12 - 2635 L 07.12 - 2636 L 07.12 - 2640 L 07.12 - 2642 L 07.12 - 2643 L 07.12 - 2645 L 07.12 - 2648 L 07.12 - 2651 L 07.12 -	für / for:539148 01 Baumuster / Type:963.024-025	(102) (28)		
2627 LS 07.12 - 2630 LS 07.12 - 2632 LS 07.12 - 2633 LS 07.12 - 2635 LS 07.12 - 2636 LS 07.12 - 2640 LS 07.12 - 2642 LS 07.12 - 2643 LS 07.12 - 2645 LS 07.12 - 2648 LS 07.12 - 2651 LS 07.12 -	 Antriebsachse / Drive Axle für / for:539148 01 Baumuster / Type:963.425	(25) (102) (28)		



MERCEDES-BENZ









ANTOS **6x2** **07.12 -**

 8	<p>Lenker, Radaufhängung / Track Control Arm Dreieckslenker (Nfz) / Wishbone (CV) Länge [mm] / Length [mm]:568 Rohr-Ø [mm] / Pipe Ø [mm]:46 Bohrung-Ø 1 / Bohrung-Ø 2 [mm] / Bore Ø 1 / Bore Ø 2 [mm]:23/23/25 Lochabstand 1/Lochabstand 2 / Hole Pitch 1/ Hole Pitch 2:130/130/152 Molekularlager / Molecular Bearing</p>	(5) (38) (69) (80) (30) (67) (71)	<p>37620 01 960 350 04 05</p> 	
	2527 L 07.12 - 2530 L 07.12 - 2532 L 07.12 - 2533 L 07.12 - 2535 L 07.12 - 2536 L 07.12 - 2540 L 07.12 - 2542 L 07.12 - 2543 L 07.12 - 2545 L 07.12 - 2548 L 07.12 - 2551 L 07.12 -		 für / for:539272 02/04 Baumuster / Type:963.020-021	(102) (28)
	2527 LS, 26 t 07.12 - 2530 LS, 26 t 07.12 - 2532 LS, 26 t 07.12 - 2533 LS, 26 t 07.12 - 2535 LS, 26 t 07.12 - 2536 LS, 26 t 07.12 - 2540 LS, 26 t 07.12 - 2542 LS, 26 t 07.12 - 2543 LS, 26 t 07.12 - 2545 LS, 26 t 07.12 - 2548 LS, 26 t 07.12 - 2551 LS, 26 t 07.12 -		 für / for:539272 02/04 Baumuster / Type:963.420	(102) (28)
	2627 L 07.12 - 2630 L 07.12 - 2632 L 07.12 - 2633 L 07.12 - 2635 L 07.12 - 2636 L 07.12 - 2640 L 07.12 - 2642 L 07.12 - 2643 L 07.12 - 2645 L 07.12 - 2648 L 07.12 - 2651 L 07.12 -		 für / for:539272 02/04 Baumuster / Type:963.025	(102) (28)
	2627 LS 07.12 - 2630 LS 07.12 - 2632 LS 07.12 - 2633 LS 07.12 - 2635 LS 07.12 - 2636 LS 07.12 - 2640 LS 07.12 - 2642 LS 07.12 - 2643 LS 07.12 - 2645 LS 07.12 - 2648 LS 07.12 - 2651 LS 07.12 -		 für / for:539272 02/04 Baumuster / Type:963.425	(102) (28)
	<p>Schraube, Spureinstellung / Bolt, wheel alignment DIN/ISO / DIN / ISO:DIN 22mm/ISO 21mm Länge [mm] / Length [mm]:110 Innengewinde [mm] / Inner Thread [mm]:M30x1,5 mit Rechtsgewinde / with right-hand thread Aussengewinde [mm] / Outer Thread [mm]:M38x1,5 mit Linksgewinde / with left-hand thread</p>	(8) (34) (69) (55) (137) (27) (135)	<p>21971 01 000 992 21 39</p> 	
	2427 LS 07.12 - 2430 LS 07.12 - 2432 LS 07.12 - 2433 LS 07.12 - 2435 LS 07.12 - 2436 LS 07.12 - 2440 LS 07.12 - 2442 LS 07.12 - 2443 LS 07.12 - 2445 LS 07.12 - 2448 LS 07.12 - 2451 LS 07.12 -		Baumuster / Type:963.427	(28)



MERCEDES-BENZ







ANTOS 6x2/4 07.12 -

 1	Lenkstange / Centre Rod Assembly Schubstange / Push Rod einseitig verstellbar / Adjustable on one side Länge [mm] / Length [mm]:776 Rohr-Ø [mm] / Pipe Ø [mm]:42 Konusmaß [mm] / Cone Size [mm]:28,6 mit Sicherungsmutter / with lock nut	(6) (85) (101) (69) (80) (58) (138)	36539 01 003 460 55 05 ▲ 27623 01 	
	2630 LS 07.12 - 2633 LS 07.12 - 2635 LS 07.12 - 2636 LS 07.12 - 2642 LS 07.12 - 2643 LS 07.12 - 2645 LS 07.12 - 2648 LS 07.12 - 2651 LS 07.12 -	Lenkstockhebel zur 1. VA / Pitman Arm to 1st FA für / for:508063 64 Baumuster / Type:963.424-425	(66) (102) (28)	
 1	Lenkstange / Centre Rod Assembly Schubstange / Push Rod einseitig verstellbar / Adjustable on one side Länge [mm] / Length [mm]:801 Konusmaß [mm] / Cone Size [mm]:28,6 Rohr-Ø [mm] / Pipe Ø [mm]:42 mit Sicherungsmutter / with lock nut	(6) (85) (101) (69) (58) (80) (138)	36722 01 003 460 54 05 ▲ 27623 01 	
	2627 LS 07.12 - 2630 L 07.12 - 2632 L 07.12 - 2635 L 07.12 - 2640 L 07.12 - 2642 L 07.12 - 2643 L 07.12 - 2645 L 07.12 -	Lenkstockhebel zur 1. VA / Pitman Arm to 1st FA für / for:508063 65 Baumuster / Type:963.024-025	(66) (102) (28)	
 6	Spurstange / Rod Assembly Führungsstange / Guide Rod einseitig verstellbar / Adjustable on one side Länge [mm] / Length [mm]:1685 Konusmaß [mm] / Cone Size [mm]:32 Rohr-Ø [mm] / Pipe Ø [mm]:50 mit Zubehör / with accessories	(9) (46) (101) (69) (58) (80) (140)	36540 01 960 330 01 03 21971 01 	
	2627 LS 07.12 - 2630 L 07.12 - 2632 L 07.12 - 2635 L 07.12 - 2640 L 07.12 - 2642 L 07.12 - 2643 L 07.12 - 2645 L 07.12 -	Achslast [t] / Axle Load [t]:7,5 Achslast [t] / Axle Load [t]:8 Achslast [t] / Axle Load [t]:9 Achsausführung / Axle Version:739.528/573/575 für / for:504310 57 Baumuster / Type:963.024-025	(23) (23) (23) (19) (102) (28)	
2630 LS 07.12 - 2633 LS 07.12 - 2635 LS 07.12 - 2636 LS 07.12 - 2642 LS 07.12 - 2643 LS 07.12 - 2645 LS 07.12 - 2648 LS 07.12 - 2651 LS 07.12 -	Achslast [t] / Axle Load [t]:7,5 Achslast [t] / Axle Load [t]:8 Achslast [t] / Axle Load [t]:9 Achsausführung / Axle Version:739.528/573/575 für / for:504310 58 Baumuster / Type:963.424-425	(23) (23) (23) (19) (102) (28)		
 6	Spurstange / Rod Assembly Führungsstange / Guide Rod einseitig verstellbar / Adjustable on one side Länge [mm] / Length [mm]:1685 Konusmaß [mm] / Cone Size [mm]:32 Rohr-Ø [mm] / Pipe Ø [mm]:52 mit Zubehör / with accessories	(9) (46) (101) (69) (58) (80) (140)	36762 01 960 330 04 03 21971 01 	
	2627 LS 07.12 - 2630 L 07.12 - 2632 L 07.12 - 2635 L 07.12 - 2640 L 07.12 - 2642 L 07.12 - 2643 L 07.12 - 2645 L 07.12 -	Achslast [t] / Axle Load [t]:8 Achsausführung / Axle Version:739.505 für / for:504310 57 Baumuster / Type:963.024-025	(23) (19) (102) (28)	



MERCEDES-BENZ





ANTOS 6x2/4 07.12 -

 8	Lenker, Radaufhängung / Track Control Arm Dreieckslenker (Nfz) / Wishbone (CV) Länge [mm] / Length [mm]:622 Rohr-Ø [mm] / Pipe Ø [mm]:46 Bohrung-Ø 1 / Bohrung-Ø 2 [mm] / Bore Ø 1 / Bore Ø 2 [mm]:25/25/25 Lochabstand 1/Lochabstand 2 / Hole Pitch 1/ Hole Pitch 2:152/130/130 Molekularlager / Molecular Bearing	(5) (38) (69) (80) (30) (67) (71)	21168 01 942 350 15 05 © 30587 01 © 30589 01	
	2630 LS 07.12 - 2633 LS 07.12 - 2635 LS 07.12 - 2636 LS 07.12 - 2642 LS 07.12 - 2643 LS 07.12 - 2645 LS 07.12 - 2648 LS 07.12 - 2651 LS 07.12 -	 für / for:539148 07 Baumuster / Type:963.424	(102) (28)	
 8	Lenker, Radaufhängung / Track Control Arm Dreieckslenker (Nfz) / Wishbone (CV) Länge [mm] / Length [mm]:622 Rohr-Ø [mm] / Pipe Ø [mm]:46 Bohrung-Ø 1 / Bohrung-Ø 2 [mm] / Bore Ø 1 / Bore Ø 2 [mm]:25/23/23 Lochabstand 1/Lochabstand 2 / Hole Pitch 1/ Hole Pitch 2:152/130/130 Molekularlager / Molecular Bearing	(5) (38) (69) (80) (30) (67) (71)	31887 01 942 350 12 05 © 30588 01	
	2627 LS 07.12 - 2630 L 07.12 - 2632 L 07.12 - 2635 L 07.12 - 2640 L 07.12 - 2642 L 07.12 - 2643 L 07.12 - 2645 L 07.12 -	für / for:539148 01 Baumuster / Type:963.024-025	(102) (28)	
2630 LS 07.12 - 2633 LS 07.12 - 2635 LS 07.12 - 2636 LS 07.12 - 2642 LS 07.12 - 2643 LS 07.12 - 2645 LS 07.12 - 2648 LS 07.12 - 2651 LS 07.12 -	 für / for:539148 01 Baumuster / Type:963.424-425	(102) (28)		



MERCEDES-BENZ


ANTOS 6x4 07.12 -

 1	Lenkstange / Centre Rod Assembly Schubstange / Push Rod einseitig verstellbar / Adjustable on one side Länge [mm] / Length [mm]:776 Rohr-Ø [mm] / Pipe Ø [mm]:42 Konusmaß [mm] / Cone Size [mm]:28,6 mit Sicherungsmutter / with lock nut	(6) (85) (101) (69) (80) (58) (138)	36539 01 003 460 55 05  27623 01	
	2627 LS 07.12 - 2630 LS 07.12 - 2632 LS 07.12 - 2633 LS 07.12 - 2635 LS 07.12 - 2636 LS 07.12 - 2640 LS 07.12 - 2642 LS 07.12 - 2643 LS 07.12 - 2645 LS 07.12 - 2648 LS 07.12 - 2651 LS 07.12 -	Lenkstockhebel zur 1. VA / Pitman Arm to 1st FA für / for:508063 64 Baumuster / Type:963.424	(66) (102) (28)	
	3333 L 07.12 - 3336 L 07.12 - 3340 L 07.12 - 3342 L 07.12 - 3343 L 07.12 - 3345 L 07.12 - 3348 L 07.12 -	Lenkstockhebel zur 1. VA / Pitman Arm to 1st FA für / for:508063 64 Baumuster / Type:963.026	(66) (102) (28)	
	3333 LS 07.12 - 3336 LS 07.12 - 3340 LS 07.12 - 3342 LS 07.12 - 3343 LS 07.12 - 3345 LS 07.12 - 3348 LS 07.12 - 3351 L 07.12 - 3351 LS 07.12 -	Lenkstockhebel zur 1. VA / Pitman Arm to 1st FA für / for:508063 64 Baumuster / Type:963.426	(66) (102) (28)	
	 1	Lenkstange / Centre Rod Assembly Schubstange / Push Rod einseitig verstellbar / Adjustable on one side Länge [mm] / Length [mm]:801 Konusmaß [mm] / Cone Size [mm]:28,6 Rohr-Ø [mm] / Pipe Ø [mm]:42 mit Sicherungsmutter / with lock nut	(6) (85) (101) (69) (58) (80) (138)	36722 01 003 460 54 05  27623 01
		2627 L 07.12 - 2630 L 07.12 - 2633 L 07.12 - 2635 L 07.12 - 2636 L 07.12 - 2640 L 07.12 - 2642 L 07.12 - 2643 L 07.12 - 2645 L 07.12 - 2648 L 07.12 - 2651 L 07.12 -	Lenkstockhebel zur 1. VA / Pitman Arm to 1st FA für / for:508063 65 Baumuster / Type:963.024	(66) (102) (28)
		3333 L 07.12 - 3336 L 07.12 - 3340 L 07.12 - 3342 L 07.12 - 3343 L 07.12 - 3345 L 07.12 - 3348 L 07.12 -	Lenkstockhebel zur 1. VA / Pitman Arm to 1st FA für / for:508063 65 Baumuster / Type:963.026	(66) (102) (28)



MERCEDES-BENZ








ANTOS 6x4 07.12 -

6	Spurstange / Rod Assembly Führungsstange / Guide Rod einseitig verstellbar / Adjustable on one side Länge [mm] / Length [mm]:1685 Konusmaß [mm] / Cone Size [mm]:32 Rohr-Ø [mm] / Pipe Ø [mm]:50 mit Zubehör / with accessories	(9) (46) (101) (69) (58) (80) (140)	36540 01 960 330 01 03 21971 01	
2627 L 2630 L 2633 L 2635 L 2636 L 2640 L 2642 L 2643 L 2645 L 2648 L 2651 L	07.12 - 07.12 - 07.12 - 07.12 - 07.12 - 07.12 - 07.12 - 07.12 - 07.12 - 07.12 - 07.12 -	Achslast [t] / Axle Load [t]:7,5 (23) Achslast [t] / Axle Load [t]:8 (23) Achslast [t] / Axle Load [t]:9 (23) Achsausführung / Axle Version:739.528/573/575 (19) für / for:504310 57 (102) Baumuster / Type:963.024 (28)		
2627 LS 2630 LS 2632 LS 2633 LS 2635 LS 2636 LS 2640 LS 2642 LS 2643 LS 2645 LS 2648 LS 2651 LS	07.12 - 07.12 - 07.12 - 07.12 - 07.12 - 07.12 - 07.12 - 07.12 - 07.12 - 07.12 - 07.12 -	Achslast [t] / Axle Load [t]:7,5 (23) Achslast [t] / Axle Load [t]:8 (23) Achslast [t] / Axle Load [t]:9 (23) Achsausführung / Axle Version:739.528/573/575 (19) für / for:504310 58 (102) Baumuster / Type:963.424 (28)		
3333 L 3336 L 3340 L 3342 L 3343 L 3345 L 3348 L	07.12 - 07.12 - 07.12 - 07.12 - 07.12 - 07.12 - 07.12 -	Achsausführung / Axle Version:739.528 (19) Achslast [t] / Axle Load [t]:7,5 (23) für / for:504310 58 (102) Baumuster / Type:963.026 (28)		
3333 L 3336 L 3340 L 3342 L 3343 L 3345 L 3348 L	07.12 - 07.12 - 07.12 - 07.12 - 07.12 - 07.12 - 07.12 -	Achsausführung / Axle Version:739.573 (19) Achslast [t] / Axle Load [t]:8 (23) für / for:504310 58 (102) Baumuster / Type:963.026 (28)		
3333 L 3336 L 3340 L 3342 L 3343 L 3345 L 3348 L	07.12 - 07.12 - 07.12 - 07.12 - 07.12 - 07.12 - 07.12 -	Achsausführung / Axle Version:739.575 (19) Achslast [t] / Axle Load [t]:9 (23) für / for:504310 58 (102) Baumuster / Type:963.026 (28)		
3333 LS 3336 LS 3340 LS 3342 LS 3343 LS 3345 LS 3348 LS 3351 L 3351 LS	07.12 - 07.12 - 07.12 - 07.12 - 07.12 - 07.12 - 07.12 - 07.12 - 07.12 -	Achsausführung / Axle Version:739.528/573/575 (19) Achslast [t] / Axle Load [t]:7,5 (23) Achslast [t] / Axle Load [t]:8 (23) Achslast [t] / Axle Load [t]:9 (23) für / for:504310 58 (102) Baumuster / Type:963.426 (28)		



MERCEDES-BENZ









ANTOS 6x4 07.12 -

 6	Spurstange / Rod Assembly Führungsstange / Guide Rod einseitig verstellbar / Adjustable on one side Länge [mm] / Length [mm]:1685 Konusmaß [mm] / Cone Size [mm]:32 Rohr-Ø [mm] / Pipe Ø [mm]:52 mit Zubehör / with accessories		(9) (46) (101) (69) (58) (80) (140)	36762 01 960 330 04 03 21971 01	
	2627 L 07.12 - 2630 L 07.12 - 2633 L 07.12 - 2635 L 07.12 - 2636 L 07.12 - 2640 L 07.12 - 2642 L 07.12 - 2643 L 07.12 - 2645 L 07.12 - 2648 L 07.12 - 2651 L 07.12 -	Achslast [t] / Axle Load [t]:8 Achsausführung / Axle Version:739.505 für / for:504310 57 Baumuster / Type:963.024	(23) (19) (102) (28)		
3333 L 07.12 - 3336 L 07.12 - 3340 L 07.12 - 3342 L 07.12 - 3343 L 07.12 - 3345 L 07.12 - 3348 L 07.12 -	Achsausführung / Axle Version:739.505 Achslast [t] / Axle Load [t]:8 für / for:504310 57 Baumuster / Type:963.026	(19) (23) (102) (28)			
 12	Lenker, Radaufhängung / Track Control Arm Längslenker / Trailing Arm Länge [mm] / Length [mm]:600 Durchmesser [mm] / Diameter [mm]:72 Bohrung-Ø [mm] / Bore Ø [mm]:24,2		(5) (70) (69) (41) (33)	37618 01 960 330 03 11	
	2627 L 07.12 - 2630 L 07.12 - 2632 L 07.12 - 2633 L 07.12 - 2635 L 07.12 - 2636 L 07.12 - 2640 L 07.12 - 2642 L 07.12 - 2643 L 07.12 - 2645 L 07.12 - 2648 L 07.12 - 2651 L 07.12 -	 längs / Longitudinal für / for:539238 04 Baumuster / Type:963.024	(130) (102) (28)		
2627 LS 07.12 - 2630 LS 07.12 - 2632 LS 07.12 - 2633 LS 07.12 - 2635 LS 07.12 - 2636 LS 07.12 - 2640 LS 07.12 - 2642 LS 07.12 - 2643 LS 07.12 - 2645 LS 07.12 - 2648 LS 07.12 - 2651 LS 07.12 -	 längs / Longitudinal für / for:539238 04 Baumuster / Type:963.424	(130) (102) (28)			
3333 L 07.12 - 3336 L 07.12 - 3340 L 07.12 - 3342 L 07.12 - 3343 L 07.12 - 3345 L 07.12 - 3348 L 07.12 - 3351 L 07.12 -	 längs / Longitudinal für / for:539238 04 Baumuster / Type:963.026	(130) (102) (28)			



MERCEDES-BENZ







ANTOS 6x4 07.12 -

 12	Lenker, Radaufhängung / Track Control Arm Längslenker / Trailing Arm Länge [mm] / Length [mm]:860 Bohrung-Ø 1 / Bohrung-Ø 2 [mm] / Bore Ø 1 / Bore Ø 2 [mm]:17/17 Lochabstand 1/Lochabstand 2 / Hole Pitch 1/ Hole Pitch 2:100/100	(5) (70) (69) (30) (67)	37619 01 960 330 01 07 	
	2627 L 07.12 - 2630 L 07.12 - 2632 L 07.12 - 2633 L 07.12 - 2635 L 07.12 - 2636 L 07.12 - 2640 L 07.12 - 2642 L 07.12 - 2643 L 07.12 - 2645 L 07.12 - 2648 L 07.12 - 2651 L 07.12 -	 für / for:539241 02 Baumuster / Type:963.024	(102) (28)	
3333 L 07.12 - 3336 L 07.12 - 3340 L 07.12 - 3342 L 07.12 - 3343 L 07.12 - 3345 L 07.12 - 3348 L 07.12 - 3351 L 07.12 -	 für / for:539241 02/04 Baumuster / Type:963.026	(102) (28)		
 8	Lenker, Radaufhängung / Track Control Arm Dreieckslenker (Nfz) / Wishbone (CV) Länge [mm] / Length [mm]:622 Rohr-Ø [mm] / Pipe Ø [mm]:46 Bohrung-Ø 1 / Bohrung-Ø 2 [mm] / Bore Ø 1 / Bore Ø 2 [mm]:25/25/25 Lochabstand 1/Lochabstand 2 / Hole Pitch 1/ Hole Pitch 2:152/130/130 Molekularlager / Molecular Bearing	(5) (38) (69) (80) (30) (67) (71)	21168 01 942 350 15 05 ® 30587 01 ® 30589 01 	
	2627 LS 07.12 - 2630 LS 07.12 - 2632 LS 07.12 - 2633 LS 07.12 - 2635 LS 07.12 - 2636 LS 07.12 - 2640 LS 07.12 - 2642 LS 07.12 - 2643 LS 07.12 - 2645 LS 07.12 - 2648 LS 07.12 - 2651 LS 07.12 - 2632 L 07.12 -	 für / for:539148 07 Baumuster / Type:963.424	(102) (28)	
			 Antriebsachse / Drive Axle Achsausführung / Axle Version:6x2/2 Baumuster / Type:964.024	(25) (19) (28)



MERCEDES-BENZ









ANTOS 6x4 07.12 -

 8	Lenker, Radaufhängung / Track Control Arm Dreieckslenker (Nfz) / Wishbone (CV) Länge [mm] / Length [mm]:622 Rohr-Ø [mm] / Pipe Ø [mm]:46 Bohrung-Ø 1 / Bohrung-Ø 2 [mm] / Bore Ø 1 / Bore Ø 2 [mm]:25/23/23 Lochabstand 1/Lochabstand 2 / Hole Pitch 1/ Hole Pitch 2:152/130/130 Molekularlager / Molecular Bearing	(5) (38) (69) (80) (30) (67) (71)	31887 01 © 30588 01 	942 350 12 05
	2627 L 07.12 - 2630 L 07.12 - 2633 L 07.12 - 2635 L 07.12 - 2636 L 07.12 - 2640 L 07.12 - 2642 L 07.12 - 2643 L 07.12 - 2645 L 07.12 - 2648 L 07.12 - 2651 L 07.12 -	für / for:539148 01 Baumuster / Type:963.024	(102) (28)	
2627 LS 07.12 - 2630 LS 07.12 - 2632 LS 07.12 - 2633 LS 07.12 - 2635 LS 07.12 - 2636 LS 07.12 - 2640 LS 07.12 - 2642 LS 07.12 - 2643 LS 07.12 - 2645 LS 07.12 - 2648 LS 07.12 - 2651 LS 07.12 -	 für / for:539148 01 Baumuster / Type:963.424	(102) (28)		
2632 L 07.12 -	 Antriebsachse / Drive Axle Achsausführung / Axle Version:6x2/4 Baumuster / Type:964.024	(25) (19) (28)		
3333 L 07.12 - 3336 L 07.12 - 3340 L 07.12 - 3342 L 07.12 - 3343 L 07.12 - 3345 L 07.12 - 3348 L 07.12 -	 Baumuster / Type:963.026	(28)		
3333 LS 07.12 - 3336 LS 07.12 - 3340 LS 07.12 - 3342 LS 07.12 - 3343 LS 07.12 - 3345 LS 07.12 - 3348 LS 07.12 - 3351 L 07.12 - 3351 LS 07.12 -	 für / for:539148 01 Baumuster / Type:963.426	(102) (28)		



MERCEDES-BENZ



ANTOS 6x4 07.12 -

 13	Stange/Strebe, Stabilisator / Rod/Strut, stabiliser		(11)		37622 01 960 326 32 47
	Koppelstange / Coupling Rod		(60)		
	Länge [mm] / Length [mm]:350		(69)		
	Konusmaß [mm] / Cone Size [mm]:26		(58)		
	Rohr-Ø [mm] / Pipe Ø [mm]:36		(80)		
	mit Zubehör / with accessories		(140)		
	2627 L	07.12 -	 für / for:541249 16 (102) Baumuster / Type:963.024 (28) Einbau am Zusatzstabilisator / Einbau am Zusatzstabilisator (42)		
	2630 L	07.12 -			
	2633 L	07.12 -			
	2635 L	07.12 -			
	2636 L	07.12 -			
	2640 L	07.12 -			
	2642 L	07.12 -			
2643 L	07.12 -				
2645 L	07.12 -				
2648 L	07.12 -				
2651 L	07.12 -				
2627 LS	07.12 -	 für / for:541249 16 (102) Baumuster / Type:963.424 (28) Einbau am Zusatzstabilisator / Einbau am Zusatzstabilisator (42)			
2630 LS	07.12 -				
2632 LS	07.12 -				
2633 LS	07.12 -				
2635 LS	07.12 -				
2636 LS	07.12 -				
2640 LS	07.12 -				
2642 LS	07.12 -				
2643 LS	07.12 -				
2645 LS	07.12 -				
2648 LS	07.12 -				
2651 LS	07.12 -				
2632 L	07.12 -	 für / for:541249 16 (102) Baumuster / Type:964.024 (28) Einbau am Zusatzstabilisator / Einbau am Zusatzstabilisator (42)			
2632 L	07.12 -				
3333 L	07.12 -	 für / for:541249 16 (102) Baumuster / Type:963.026 (28) Einbau am Zusatzstabilisator / Einbau am Zusatzstabilisator (42)			
3336 L	07.12 -				
3340 L	07.12 -				
3342 L	07.12 -				
3343 L	07.12 -				
3345 L	07.12 -				
3348 L	07.12 -				
3351 L	07.12 -				
3333 LS	07.12 -		 für / for:541249 16 (102) Baumuster / Type:963.426 (28) Einbau am Zusatzstabilisator / Einbau am Zusatzstabilisator (42)		
3336 LS	07.12 -				
3340 LS	07.12 -				
3342 LS	07.12 -				
3343 LS	07.12 -				
3345 LS	07.12 -				
3348 LS	07.12 -				
3351 LS	07.12 -				
Spurstangenkopf / Tie Rod End		(10)		27623 01 001 460 48 48	
für Schubstange / for push rod		(128)			
Länge [mm] / Length [mm]:115		(69)			
Gewindemaß / Thread Size:M30x1,5		(49)			
mit Außengewinde / with external thread		(131)			
für Rechtsgewinde / for right-hand thread		(127)			
Konusmaß [mm] / Cone Size [mm]:28,6		(58)			
mit Zubehör / with accessories		(140)			
2632 L	07.12 -	Lenkstockhebel zur 1. VA / Pitman Arm to 1st FA (66) für / for:508063 87 (102) für / for:508063 67 (102) Baumuster / Type:964.024 (28)			








MERCEDES-BENZ

AROCS 4x2 01.13 -

 1	Lenkstange / Centre Rod Assembly Schubstange / Push Rod einseitig verstellbar / Adjustable on one side Länge [mm] / Length [mm]:865 Konusmaß [mm] / Cone Size [mm]:28,6 Rohr-Ø [mm] / Pipe Ø [mm]:42 mit Sicherungsmutter / with lock nut	(6) (85) (101) (69) (58) (80) (138)	37057 01 003 460 75 05 ↳ 27623 01	
	1824 1827 1830 1832 1833 1835 1836 1840 1842 1843 1845 1848 1851	01.13 - 01.13 - 01.13 - 01.13 - 01.13 - 01.13 - 01.13 - 01.13 - 01.13 - 01.13 - 01.13 - 01.13 -	Lenkstockhebel zur 1. VA / Pitman Arm to 1st FA für / for:539443 17 Baumuster / Type:964.000	(66) (102) (28)
	1824 K 1827 K 1830 K 1832 K 1833 K 1835 K 1836 K 1840 K 1842 K 1843 K 1845 K 1848 K 1851 K	01.13 - 01.13 - 01.13 - 01.13 - 01.13 - 01.13 - 01.13 - 01.13 - 01.13 - 01.13 - 01.13 - 01.13 -	Lenkstockhebel zur 1. VA / Pitman Arm to 1st FA für / for:539443 17 Baumuster / Type:964.200	(66) (102) (28)
	1824 LS 1827 LS 1830 S, 1830 LS 1832 S, 1832 LS 1833 LS 1835 S, 1835 LS 1836 S, 1836 LS 1840 LS 1842 LS 1843 LS 1845 LS 1848 LS 1851 LS	01.13 - 01.13 - 01.13 - 01.13 - 01.13 - 01.13 - 01.13 - 01.13 - 01.13 - 01.13 - 01.13 - 01.13 -	Lenkstockhebel zur 1. VA / Pitman Arm to 1st FA für / for:539443 17 Baumuster / Type:964.403	(66) (102) (28)
	2024 2027 2030 2032 2033 2035 2036 2040 2042 2043 2045 2048 2051	01.13 - 01.13 - 01.13 - 01.13 - 01.13 - 01.13 - 01.13 - 01.13 - 01.13 - 01.13 - 01.13 - 01.13 -	Lenkstockhebel zur 1. VA / Pitman Arm to 1st FA für / for:539443 17 Baumuster / Type:964.001	(66) (102) (28)
2024 K 2027 K 2030 K 2032 K 2033 K 2035 K 2036 K 2040 K 2042 K 2043 K 2045 K 2048 K 2051 K	01.13 - 01.13 - 01.13 - 01.13 - 01.13 - 01.13 - 01.13 - 01.13 - 01.13 - 01.13 - 01.13 - 01.13 -	Lenkstockhebel zur 1. VA / Pitman Arm to 1st FA für / for:539443 17 Baumuster / Type:964.201	(66) (102) (28)	





MERCEDES-BENZ

AROCS		4x2	01.13 -			
 <div style="border: 1px solid black; padding: 2px; display: inline-block;">1</div>	Lenkstange / Centre Rod Assembly Schubstange / Push Rod einseitig verstellbar / Adjustable on one side Länge [mm] / Length [mm]:865 Konusmaß [mm] / Cone Size [mm]:28,6 Rohr-Ø [mm] / Pipe Ø [mm]:42 mit Sicherungsmutter / with lock nut	(6) (85) (101) (69) (58) (80) (138)		37057 01 003 460 75 05  27623 01		
	2024 S, 2424 LS 01.13 - 2027 S, 2027 LS 01.13 - 2030 S, 2030 LS 01.13 - 2032 S, 2032 LS 01.13 - 2033 S, 2033 LS 01.13 - 2035 S, 2035 LS 01.13 - 2036 S, 2036 LS 01.13 - 2040 S, 2040 LS 01.13 - 2042 S, 2042 LS 01.13 - 2043 S, 2043 LS 01.13 - 2045 S, 2045 LS 01.13 - 2048 S, 2048 LS 01.13 - 2051 S, 2051 LS 01.13 -		Lenkstockhebel zur 1. VA / Pitman Arm to 1st FA für / for:539443 17 Baumuster / Type:964.401-402	(66) (102) (28)		
	 <div style="border: 1px solid black; padding: 2px; display: inline-block;">1</div>	Lenkstange / Centre Rod Assembly Schubstange / Push Rod einseitig verstellbar / Adjustable on one side Länge [mm] / Length [mm]:887 Konusmaß [mm] / Cone Size [mm]:32 Rohr-Ø [mm] / Pipe Ø [mm]:42 mit Zubehör / with accessories mit Sicherungsmutter / with lock nut	(6) (85) (101) (69) (58) (80) (140) (138)		37484 01 960 460 02 05  11394 04	
		1840 01.13 -		Lenkstockhebel zur 1. VA / Pitman Arm to 1st FA Antriebsachse / Drive Axle für / for:508063 85 Baumuster / Type:964.207	(66) (25) (102) (28)	



MERCEDES-BENZ

AROCS 4x2 01.13 -

 1	Lenkstange / Centre Rod Assembly Schubstange / Push Rod einseitig verstellbar / Adjustable on one side Länge [mm] / Length [mm]:870 Konusmaß [mm] / Cone Size [mm]:28,6 Rohr-Ø [mm] / Pipe Ø [mm]:42 mit Zubehör / with accessories mit Sicherungsmutter / with lock nut		(6) (85) (101) (69) (58) (80) (140) (138)	37505 01 003 460 14 05 
	1824	01.13 -	Lenkstockhebel zur 1. VA / Pitman Arm to 1st FA für / for:508063 87 Baumuster / Type:964.000	(66)
	1827	01.13 -		(102)
	1830	01.13 -		(28)
	1832	01.13 -		
1833	01.13 -			
1835	01.13 -			
1836	01.13 -			
1840	01.13 -			
1842	01.13 -			
1843	01.13 -			
1845	01.13 -			
1848	01.13 -			
1851	01.13 -			
1824 K	01.13 -	Lenkstockhebel zur 1. VA / Pitman Arm to 1st FA für / for:508063 87 Baumuster / Type:964.200	(66)	
1827 K	01.13 -		(102)	
1830 K	01.13 -		(28)	
1832 K	01.13 -			
1833 K	01.13 -			
1835 K	01.13 -			
1836 K	01.13 -			
1840 K	01.13 -			
1842 K	01.13 -			
1843 K	01.13 -			
1845 K	01.13 -			
1848 K	01.13 -			
1851 K	01.13 -			
1824 LS	01.13 -	Lenkstockhebel zur 1. VA / Pitman Arm to 1st FA für / for:508063 87 Baumuster / Type:964.403	(66)	
1827 LS	01.13 -		(102)	
1830 S, 1830 LS	01.13 -		(28)	
1832 S, 1832 LS	01.13 -			
1833 LS	01.13 -			
1835 S, 1835 LS	01.13 -			
1836 S, 1836 LS	01.13 -			
1840 LS	01.13 -			
1842 LS	01.13 -			
1843 LS	01.13 -			
1845 LS	01.13 -			
1848 LS	01.13 -			
1851 LS	01.13 -			
2024	01.13 -	Lenkstockhebel zur 1. VA / Pitman Arm to 1st FA für / for:508063 87 Baumuster / Type:964.001	(66)	
2027	01.13 -		(102)	
2030	01.13 -		(28)	
2032	01.13 -			
2033	01.13 -			
2035	01.13 -			
2036	01.13 -			
2040	01.13 -			
2042	01.13 -			
2043	01.13 -			
2045	01.13 -			
2048	01.13 -			
2051	01.13 -			
2024 K	01.13 -	Lenkstockhebel zur 1. VA / Pitman Arm to 1st FA für / for:508063 87 Baumuster / Type:964.201	(66)	
2027 K	01.13 -		(102)	
2030 K	01.13 -		(28)	
2032 K	01.13 -			
2033 K	01.13 -			
2035 K	01.13 -			
2036 K	01.13 -			
2040 K	01.13 -			
2042 K	01.13 -			
2043 K	01.13 -			
2045 K	01.13 -			
2048 K	01.13 -			
2051 K	01.13 -			






MERCEDES-BENZ

AROCS

4x2



01.13 -

 1	Lenkstange / Centre Rod Assembly Schubstange / Push Rod einseitig verstellbar / Adjustable on one side Länge [mm] / Length [mm]:870 Konusmaß [mm] / Cone Size [mm]:28,6 Rohr-Ø [mm] / Pipe Ø [mm]:42 mit Zubehör / with accessories mit Sicherungsmutter / with lock nut	(6) (85) (101) (69) (58) (80) (140) (138)	<div style="display: flex; justify-content: space-between;"> 37505 01 003 460 14 05 </div> <div style="display: flex; justify-content: space-between;">  27623 01  </div>
	2024 S, 2424 LS 2027 S, 2027 LS 2030 S, 2030 LS 2032 S, 2032 LS 2033 S, 2033 LS 2035 S, 2035 LS 2036 S, 2036 LS 2040 S, 2040 LS 2042 S, 2042 LS 2043 S, 2043 LS 2045 S, 2045 LS 2048 S, 2048 LS 2051 S, 2051 LS	01.13 - 01.13 - 01.13 - 01.13 - 01.13 - 01.13 - 01.13 - 01.13 - 01.13 - 01.13 - 01.13 - 01.13 - 01.13 -	Lenkstockhebel zur 1. VA / Pitman Arm to 1st FA für / for:508063 87 Baumuster / Type:964.401-402
			(66) (102) (28)



MERCEDES-BENZ

AROCS 4x2 01.13 -

 1	Lenkstange / Centre Rod Assembly Schubstange / Push Rod einseitig verstellbar / Adjustable on one side Länge [mm] / Length [mm]:863 Konusmaß [mm] / Cone Size [mm]:28,6 Rohr-Ø [mm] / Pipe Ø [mm]:42 mit Zubehör / with accessories mit Sicherungsmutter / with lock nut		(6) (85) (101) (69) (58) (80) (140) (138)	37621 01 003 460 15 05 
	1824	01.13 -	Lenkstockhebel zur 1. VA / Pitman Arm to 1st FA für / for:508063 88 Baumuster / Type:964.000	(66)
	1827	01.13 -		(102)
	1830	01.13 -		(28)
	1832	01.13 -		
1833	01.13 -			
1835	01.13 -			
1836	01.13 -			
1840	01.13 -			
1842	01.13 -			
1843	01.13 -			
1845	01.13 -			
1848	01.13 -			
1851	01.13 -			
1824 K	01.13 -	Lenkstockhebel zur 1. VA / Pitman Arm to 1st FA für / for:508063 88 Baumuster / Type:964.200	(66)	
1827 K	01.13 -		(102)	
1830 K	01.13 -		(28)	
1832 K	01.13 -			
1833 K	01.13 -			
1835 K	01.13 -			
1836 K	01.13 -			
1840 K	01.13 -			
1842 K	01.13 -			
1843 K	01.13 -			
1845 K	01.13 -			
1848 K	01.13 -			
1851 K	01.13 -			
1824 LS	01.13 -	Lenkstockhebel zur 1. VA / Pitman Arm to 1st FA für / for:508063 88 Baumuster / Type:964.403	(66)	
1827 LS	01.13 -		(102)	
1830 S, 1830 LS	01.13 -		(28)	
1832 S, 1832 LS	01.13 -			
1833 LS	01.13 -			
1835 S, 1835 LS	01.13 -			
1836 S, 1836 LS	01.13 -			
1840 LS	01.13 -			
1842 LS	01.13 -			
1843 LS	01.13 -			
1845 LS	01.13 -			
1848 LS	01.13 -			
1851 LS	01.13 -			
2024	01.13 -	Lenkstockhebel zur 1. VA / Pitman Arm to 1st FA für / for:508063 88 Baumuster / Type:964.001	(66)	
2027	01.13 -		(102)	
2030	01.13 -		(28)	
2032	01.13 -			
2033	01.13 -			
2035	01.13 -			
2036	01.13 -			
2040	01.13 -			
2042	01.13 -			
2043	01.13 -			
2045	01.13 -			
2048	01.13 -			
2051	01.13 -			
2024 K	01.13 -	Lenkstockhebel zur 1. VA / Pitman Arm to 1st FA für / for:508063 88 Baumuster / Type:964.201	(66)	
2027 K	01.13 -		(102)	
2030 K	01.13 -		(28)	
2032 K	01.13 -			
2033 K	01.13 -			
2035 K	01.13 -			
2036 K	01.13 -			
2040 K	01.13 -			
2042 K	01.13 -			
2043 K	01.13 -			
2045 K	01.13 -			
2048 K	01.13 -			
2051 K	01.13 -			






MERCEDES-BENZ

AROCS





4x2

01.13 -

 1	<p>Lenkstange / Centre Rod Assembly Schubstange / Push Rod einseitig verstellbar / Adjustable on one side Länge [mm] / Length [mm]:863 Konusmaß [mm] / Cone Size [mm]:28,6 Rohr-Ø [mm] / Pipe Ø [mm]:42 mit Zubehör / with accessories mit Sicherungsmutter / with lock nut</p>	<p>(6) (85) (101) (69) (58) (80) (140) (138)</p>	<p>37621 01 003 460 15 05  27623 01</p> 	
	<p>2024 S, 2424 LS 01.13 - 2027 S, 2027 LS 01.13 - 2030 S, 2030 LS 01.13 - 2032 S, 2032 LS 01.13 - 2033 S, 2033 LS 01.13 - 2035 S, 2035 LS 01.13 - 2036 S, 2036 LS 01.13 - 2040 S, 2040 LS 01.13 - 2042 S, 2042 LS 01.13 - 2043 S, 2043 LS 01.13 - 2045 S, 2045 LS 01.13 - 2048 S, 2048 LS 01.13 - 2051 S, 2051 LS 01.13 -</p>	<p>Lenkstockhebel zur 1. VA / Pitman Arm to 1st FA für / for:508063 88 Baumuster / Type:964.401-402</p>	<p>(66) (102) (28)</p>	





MERCEDES-BENZ

AROCS		4x2	01.13 -	
 6	Spurstange / Rod Assembly Führungsstange / Guide Rod beidseitig verstellbar / Adjustable on both sides Länge [mm] / Length [mm]:1636 Konusmaß [mm] / Cone Size [mm]:32 Rohr-Ø [mm] / Pipe Ø [mm]:50 mit Zubehör / with accessories	(9) (46) (100) (69) (58) (80) (140)		37056 01 960 330 10 03  12280 04  11394 04 
	1824	01.13 -	Achsausführung / Axle Version:739.508/526	(19)
	1827	01.13 -	Scheibenbremse / Disc Brake	(83)
	1830	01.13 -	Achslast [t] / Axle Load [t]:8	(23)
	1832	01.13 -	Achslast [t] / Axle Load [t]:9	(23)
	1833	01.13 -	Baumuster / Type:964.000	(28)
	1835	01.13 -		
	1836	01.13 -		
	1840	01.13 -		
	1842	01.13 -		
1843	01.13 -			
1845	01.13 -			
1848	01.13 -			
1851	01.13 -			
1824 K	01.13 -	Achsausführung / Axle Version:739.508/506/526/568	(19)	
1827 K	01.13 -	Scheiben/Trommel / Disc/Drum	(82)	
1830 K	01.13 -	Achslast [t] / Axle Load [t]:8	(23)	
1832 K	01.13 -	Achslast [t] / Axle Load [t]:9	(23)	
1833 K	01.13 -	Baumuster / Type:964.200	(28)	
1835 K	01.13 -			
1836 K	01.13 -			
1840 K	01.13 -			
1842 K	01.13 -			
1843 K	01.13 -			
1845 K	01.13 -			
1848 K	01.13 -			
1851 K	01.13 -			
2024	01.13 -	Achsausführung / Axle Version:739.508/506/526/568	(19)	
2027	01.13 -	Scheiben/Trommel / Disc/Drum	(82)	
2030	01.13 -	Achslast [t] / Axle Load [t]:8	(23)	
2032	01.13 -	Achslast [t] / Axle Load [t]:9	(23)	
2033	01.13 -	Baumuster / Type:964.000	(28)	
2035	01.13 -			
2036	01.13 -			
2040	01.13 -			
2042	01.13 -			
2043	01.13 -			
2045	01.13 -			
2048	01.13 -			
2051	01.13 -			
2024 K	01.13 -	Achsausführung / Axle Version:739.508/506/526/568	(19)	
2027 K	01.13 -	Scheiben/Trommel / Disc/Drum	(82)	
2030 K	01.13 -	Achslast [t] / Axle Load [t]:8	(23)	
2032 K	01.13 -	Achslast [t] / Axle Load [t]:9	(23)	
2033 K	01.13 -	Baumuster / Type:964.201	(28)	
2035 K	01.13 -			
2036 K	01.13 -			
2040 K	01.13 -			
2042 K	01.13 -			
2043 K	01.13 -			
2045 K	01.13 -			
2048 K	01.13 -			
2051 K	01.13 -			
2024 S, 2424 LS	01.13 -	Achsausführung / Axle Version:739.508/506/526/568	(19)	
2027 S, 2027 LS	01.13 -	Scheiben/Trommel / Disc/Drum	(82)	
2030 S, 2030 LS	01.13 -	Achslast [t] / Axle Load [t]:8	(23)	
2032 S, 2032 LS	01.13 -	Achslast [t] / Axle Load [t]:9	(23)	
2033 S, 2033 LS	01.13 -	Baumuster / Type:964.401	(28)	
2035 S, 2035 LS	01.13 -			
2036 S, 2036 LS	01.13 -			
2040 S, 2040 LS	01.13 -			
2042 S, 2042 LS	01.13 -			
2043 S, 2043 LS	01.13 -			
2045 S, 2045 LS	01.13 -			
2048 S, 2048 LS	01.13 -			
2051 S, 2051 LS	01.13 -			









MERCEDES-BENZ

AROCS 4x2 01.13 -

 6	Spurstange / Rod Assembly Führungsstange / Guide Rod beidseitig verstellbar / Adjustable on both sides Länge [mm] / Length [mm]:1660 Konussteigung / Cone Pitch:32 Rohr-Ø [mm] / Pipe Ø [mm]:50 mit Zubehör / with accessories	(9) (46) (100) (69) (59) (80) (140)	37058 01 960 330 11 03  12280 04 11394 04	
	1824 1827 1830 1832 1833 1835 1836 1840 1842 1843 1845 1848 1851	01.13 - 01.13 - 01.13 - 01.13 - 01.13 - 01.13 - 01.13 - 01.13 - 01.13 - 01.13 - 01.13 - 01.13 - 01.13 - 01.13 -	Achsausführung / Axle Version:739.516/566 Achslast [t] / Axle Load [t]:8 Achslast [t] / Axle Load [t]:9 für / for:504310 76 Scheibenbremse / Disc Brake Baumuster / Type:964.000	(19) (23) (23) (102) (83) (28)
	1824 K 1827 K 1830 K 1832 K 1833 K 1835 K 1836 K 1840 K 1842 K 1843 K 1845 K 1848 K 1851 K	01.13 - 01.13 - 01.13 - 01.13 - 01.13 - 01.13 - 01.13 - 01.13 - 01.13 - 01.13 - 01.13 - 01.13 - 01.13 -	Achsausführung / Axle Version:739.516/566 Achslast [t] / Axle Load [t]:8 Achslast [t] / Axle Load [t]:9 für / for:504310 76 Scheibenbremse / Disc Brake Baumuster / Type:964.200	(19) (23) (23) (102) (83) (28)
	1824 LS 1827 LS 1830 S, 1830 LS 1832 S, 1832 LS 1833 LS 1835 S, 1835 LS 1836 S, 1836 LS 1840 LS 1842 LS 1843 LS 1845 LS 1848 LS 1851 LS	01.13 - 01.13 - 01.13 - 01.13 - 01.13 - 01.13 - 01.13 - 01.13 - 01.13 - 01.13 - 01.13 - 01.13 - 01.13 -	Achsausführung / Axle Version:739.516/566 Achslast [t] / Axle Load [t]:8 Achslast [t] / Axle Load [t]:9 für / for:504310 76 Scheibenbremse / Disc Brake Baumuster / Type:964.403	(19) (23) (23) (102) (83) (28)
	2024 2027 2030 2032 2033 2035 2036 2040 2042 2043 2045 2048 2051	01.13 - 01.13 - 01.13 - 01.13 - 01.13 - 01.13 - 01.13 - 01.13 - 01.13 - 01.13 - 01.13 - 01.13 - 01.13 -	Achsausführung / Axle Version:739.516/514/564/566 Achslast [t] / Axle Load [t]:8 Achslast [t] / Axle Load [t]:9 für / for:504310 76 Scheiben/Trommel / Disc/Drum Baumuster / Type:964.001	(19) (23) (23) (102) (82) (28)
	2024 K 2027 K 2030 K 2032 K 2033 K 2035 K 2036 K 2040 K 2042 K 2043 K 2045 K 2048 K 2051 K	01.13 - 01.13 - 01.13 - 01.13 - 01.13 - 01.13 - 01.13 - 01.13 - 01.13 - 01.13 - 01.13 - 01.13 - 01.13 -	Achsausführung / Axle Version:739.516/566/514/564 Achslast [t] / Axle Load [t]:8 Achslast [t] / Axle Load [t]:9 für / for:504310 76 Scheiben/Trommel / Disc/Drum Baumuster / Type:964.201	(19) (23) (23) (102) (82) (28)







MERCEDES-BENZ

AROCS		4x2	01.13 -	
 6	Spurstange / Rod Assembly Führungsstange / Guide Rod beidseitig verstellbar / Adjustable on both sides Länge [mm] / Length [mm]:1660 Konussteigung / Cone Pitch:32 Rohr-Ø [mm] / Pipe Ø [mm]:50 mit Zubehör / with accessories	(9) (46) (100) (69) (59) (80) (140)		37058 01 960 330 11 03  ▲ 12280 04 ▲ 11394 04
	2024 S, 2424 LS 01.13 - 2027 S, 2027 LS 01.13 - 2030 S, 2030 LS 01.13 - 2032 S, 2032 LS 01.13 - 2033 S, 2033 LS 01.13 - 2035 S, 2035 LS 01.13 - 2036 S, 2036 LS 01.13 - 2040 S, 2040 LS 01.13 - 2042 S, 2042 LS 01.13 - 2043 S, 2043 LS 01.13 - 2045 S, 2045 LS 01.13 - 2048 S, 2048 LS 01.13 - 2051 S, 2051 LS 01.13 -		Achsausführung / Axle Version:739.514/564 Trommelbremse / Drum Brake Achslast [t] / Axle Load [t]:8 Achslast [t] / Axle Load [t]:9 Baumuster / Type:964.401	(19) (86) (23) (23) (28)
	2024 S, 2424 LS 01.13 - 2027 S, 2027 LS 01.13 - 2030 S, 2030 LS 01.13 - 2032 S, 2032 LS 01.13 - 2033 S, 2033 LS 01.13 - 2035 S, 2035 LS 01.13 - 2036 S, 2036 LS 01.13 - 2040 S, 2040 LS 01.13 - 2042 S, 2042 LS 01.13 - 2043 S, 2043 LS 01.13 - 2045 S, 2045 LS 01.13 - 2048 S, 2048 LS 01.13 - 2051 S, 2051 LS 01.13 -		Achsausführung / Axle Version:739.516/566 Scheibenbremse / Disc Brake Achslast [t] / Axle Load [t]:8 Achslast [t] / Axle Load [t]:9 Baumuster / Type:964.401-402	(19) (83) (23) (23) (28)
 8	Lenker, Radaufhängung / Track Control Arm Dreieckslenker (Nfz) / Wishbone (CV) Länge [mm] / Length [mm]:622 Rohr-Ø [mm] / Pipe Ø [mm]:46 Bohrung-Ø 1 / Bohrung-Ø 2 [mm] / Bore Ø 1 / Bore Ø 2 [mm]:25/23/23 Lochabstand 1/Lochabstand 2 / Hole Pitch 1/ Hole Pitch 2:152/130/130 Molekularlager / Molecular Bearing	(5) (38) (69) (80) (30) (67) (71)		31887 01 942 350 12 05 ® 30588 01 
	1824 LS 01.13 - 1827 LS 01.13 - 1830 S, 1830 LS 01.13 - 1832 S, 1832 LS 01.13 - 1833 LS 01.13 - 1835 S, 1835 LS 01.13 - 1836 S, 1836 LS 01.13 - 1840 LS 01.13 - 1842 LS 01.13 - 1843 LS 01.13 - 1845 LS 01.13 - 1848 LS 01.13 - 1851 LS 01.13 -		 Antriebsachse / Drive Axle Baumuster / Type:964.403	(25) (28)
	2024 S, 2424 LS 01.13 - 2027 S, 2027 LS 01.13 - 2030 S, 2030 LS 01.13 - 2032 S, 2032 LS 01.13 - 2033 S, 2033 LS 01.13 - 2035 S, 2035 LS 01.13 - 2036 S, 2036 LS 01.13 - 2040 S, 2040 LS 01.13 - 2042 S, 2042 LS 01.13 - 2043 S, 2043 LS 01.13 - 2045 S, 2045 LS 01.13 - 2048 S, 2048 LS 01.13 - 2051 S, 2051 LS 01.13 -		 Antriebsachse / Drive Axle Baumuster / Type:964.402	(25) (28)




MERCEDES-BENZ

AROCS **4x2** **01.13 -**

 13	Stange/Strebe, Stabilisator / Rod/Strut, stabiliser		37622 01 960 326 32 47	
	Koppelstange / Coupling Rod Länge [mm] / Length [mm]:350 Konusmaß [mm] / Cone Size [mm]:26 Rohr-Ø [mm] / Pipe Ø [mm]:36 mit Zubehör / with accessories	(11) (60) (69) (58) (80) (140)		
1824 LS 1827 LS 1830 S, 1830 LS 1832 S, 1832 LS 1833 LS 1835 S, 1835 LS 1836 S, 1836 LS 1840 LS 1842 LS 1843 LS 1845 LS 1848 LS 1851 LS	01.13 - 01.13 - 01.13 - 01.13 - 01.13 - 01.13 - 01.13 - 01.13 - 01.13 - 01.13 - 01.13 - 01.13 - 01.13 -		für / for:541249 16 (102) Baumuster / Type:964.403 (28) Einbau am Zusatzstabilisator / Einbau am Zusatzstabilisator (42)	
2024 S, 2424 LS 2030 S, 2030 LS 2035 S, 2035 LS 2040 S, 2040 LS 2048 S, 2048 LS 2051 S, 2051 LS	01.13 - 01.13 - 01.13 - 01.13 - 01.13 - 01.13 -		für / for:541249 16 (102) Baumuster / Type:964.402 (28) Einbau am Zusatzstabilisator / Einbau am Zusatzstabilisator (42)	





MERCEDES-BENZ

AROCS		4x2	01.13 -	
Spurstangenkopf / Tie Rod End für Schubstange / for push rod Länge [mm] / Length [mm]:115 Gewindemaß / Thread Size:M30x1,5 mit Außengewinde / with external thread für Rechtsgewinde / for right-hand thread Konusmaß [mm] / Cone Size [mm]:28,6 mit Zubehör / with accessories		(10)		27623 01 001 460 48 48 
1824	01.13 -	Lenkstockhebel zur 1. VA / Pitman Arm to 1st FA	(66)	
1827	01.13 -	für / for:508063 87	(102)	
1830	01.13 -	für / for:508063 67	(102)	
1832	01.13 -	Baumuster / Type:964.000	(28)	
1833	01.13 -			
1835	01.13 -			
1836	01.13 -			
1840	01.13 -			
1842	01.13 -			
1843	01.13 -			
1845	01.13 -			
1848	01.13 -			
1851	01.13 -			
1824 K	01.13 -	Lenkstockhebel zur 1. VA / Pitman Arm to 1st FA	(66)	
1827 K	01.13 -	für / for:508063 87	(102)	
1830 K	01.13 -	für / for:508063 67	(102)	
1832 K	01.13 -	Baumuster / Type:964.200	(28)	
1833 K	01.13 -			
1835 K	01.13 -			
1836 K	01.13 -			
1840 K	01.13 -			
1842 K	01.13 -			
1843 K	01.13 -			
1845 K	01.13 -			
1848 K	01.13 -			
1851 K	01.13 -			
1824 LS	01.13 -	Lenkstockhebel zur 1. VA / Pitman Arm to 1st FA	(66)	
1827 LS	01.13 -	für / for:508063 87	(102)	
1830 S, 1830 LS	01.13 -	für / for:508063 67	(102)	
1832 S, 1832 LS	01.13 -	Baumuster / Type:964.403	(28)	
1833 LS	01.13 -			
1835 S, 1835 LS	01.13 -			
1836 S, 1836 LS	01.13 -			
1840 LS	01.13 -			
1842 LS	01.13 -			
1843 LS	01.13 -			
1845 LS	01.13 -			
1848 LS	01.13 -			
1851 LS	01.13 -			
2024 K	01.13 -	Lenkstockhebel zur 1. VA / Pitman Arm to 1st FA	(66)	
2027 K	01.13 -	für / for:508063 67	(102)	
2030 K	01.13 -	für / for:508063 87	(102)	
2032 K	01.13 -	Baumuster / Type:964.201	(28)	
2033 K	01.13 -			
2035 K	01.13 -			
2036 K	01.13 -			
2040 K	01.13 -			
2042 K	01.13 -			
2043 K	01.13 -			
2045 K	01.13 -			
2048 K	01.13 -			
2051 K	01.13 -			
2024 S, 2424 LS	01.13 -	Lenkstockhebel zur 1. VA / Pitman Arm to 1st FA	(66)	
2027 S, 2027 LS	01.13 -	für / for:508063 67	(102)	
2030 S, 2030 LS	01.13 -	Baumuster / Type:964.401-402	(28)	
2032 S, 2032 LS	01.13 -			
2033 S, 2033 LS	01.13 -			
2035 S, 2035 LS	01.13 -			
2036 S, 2036 LS	01.13 -			
2040 S, 2040 LS	01.13 -			
2042 S, 2042 LS	01.13 -			
2043 S, 2043 LS	01.13 -			
2045 S, 2045 LS	01.13 -			
2048 S, 2048 LS	01.13 -			
2051 S, 2051 LS	01.13 -			



MERCEDES-BENZ




AROCS 4x4 01.13 -

 1	Lenkstange / Centre Rod Assembly		(6)	37484 01	960 460 02 05	
	Schubstange / Push Rod		(85)	 11394 04		
	einseitig verstellbar / Adjustable on one side		(101)			
	Länge [mm] / Length [mm]:887		(69)			
	Konusmaß [mm] / Cone Size [mm]:32		(58)			
	Rohr-Ø [mm] / Pipe Ø [mm]:42		(80)			
	mit Zubehör / with accessories		(140)			
	mit Sicherungsmutter / with lock nut		(138)			
	1824 A	01.13 -	Lenkstockhebel zur 1. VA / Pitman Arm to 1st FA	(66)		
	1827 A	01.13 -	Antriebsachse / Drive Axle	(25)		
	1830 A	01.13 -	für / for:508063 85	(102)		
	1832 A	01.13 -	Baumuster / Type:964.007	(28)		
	1833 A	01.13 -				
1835 A	01.13 -					
1836 A	01.13 -					
1840 A	01.13 -					
1842 A	01.13 -					
1843 A	01.13 -					
1845 A	01.13 -					
1848 A	01.13 -					
1851 A	01.13 -					
1824 AK	01.13 -	Lenkstockhebel zur 1. VA / Pitman Arm to 1st FA	(66)			
1827 AK	01.13 -	Antriebsachse / Drive Axle	(25)			
1830 AK	01.13 -	für / for:508063 85	(102)			
1832 AK	01.13 -	Baumuster / Type:964.207	(28)			
1833 AK	01.13 -					
1836 AK	01.13 -					
1840 AK	01.13 -					
1842 AK	01.13 -					
1843 AK	01.13 -					
1845 AK	01.13 -					
1848 AK	01.13 -					
1851 AK	01.13 -					
1833 AS	01.13 -	Lenkstockhebel zur 1. VA / Pitman Arm to 1st FA	(66)			
1836 AS	01.13 -	Antriebsachse / Drive Axle	(25)			
1840 AS	01.13 -	für / for:508063 85	(102)			
1842 AS	01.13 -	Baumuster / Type:964.407	(28)			
1843 AS	01.13 -					
1845 AS	01.13 -					
1848 AS	01.13 -					
1851 AS	01.13 -					
2033 A	01.13 -	Lenkstockhebel zur 1. VA / Pitman Arm to 1st FA	(66)			
2036 A	01.13 -	Antriebsachse / Drive Axle	(25)			
2040 A	01.13 -	für / for:508063 85	(102)			
2042 A	01.13 -	Baumuster / Type:964.008	(28)			
2043 A	01.13 -					
2045 A	01.13 -					
2048 A	01.13 -					
2051 A	01.13 -					
2033 AK	01.13 -	Lenkstockhebel zur 1. VA / Pitman Arm to 1st FA	(66)			
2036 AK	01.13 -	Antriebsachse / Drive Axle	(25)			
2040 AK	01.13 -	für / for:508063 85	(102)			
2042 AK	01.13 -	Baumuster / Type:964.208	(28)			
2043 AK	01.13 -					
2045 AK	01.13 -					
2048 AK	01.13 -					
2051 AK	01.13 -					
2033 AS	01.13 -	Lenkstockhebel zur 1. VA / Pitman Arm to 1st FA	(66)			
2036 AS	01.13 -	Antriebsachse / Drive Axle	(25)			
2040 AS	01.13 -	für / for:508063 85	(102)			
2042 AS	01.13 -	Baumuster / Type:964.408	(28)			
2043 AS	01.13 -					
2045 AS	01.13 -					
2048 AS	01.13 -					
2051 AS	01.13 -					



MERCEDES-BENZ



AROCS **4x4** **01.13 -**

 6	Spurstange / Rod Assembly Führungsstange / Guide Rod einseitig verstellbar / Adjustable on one side Länge [mm] / Length [mm]:1588 Konusmaß [mm] / Cone Size [mm]:38 Rohr-Ø [mm] / Pipe Ø [mm]:60 mit Zubehör / with accessories		(9) (46) (101) (69) (58) (80) (140)	20430 01 625 330 12 03  
	1824 A 1827 A 1830 A 1832 A 1833 A 1835 A 1836 A 1840 A 1842 A 1843 A 1845 A 1848 A 1851 A	01.13 - 01.13 - 01.13 - 01.13 - 01.13 - 01.13 - 01.13 - 01.13 - 01.13 - 01.13 - 01.13 - 01.13 - 01.13 -	Antriebsachse / Drive Axle Achsausführung / Axle Version:730.151 Achslast [t] / Axle Load [t]:9 für / for:504522 26 Baumuster / Type:964.007	(25) (19) (23) (102) (28)
1824 AK 1827 AK 1830 AK 1832 AK 1833 AK 1835 AK 1836 AK 1840 AK 1842 AK 1843 AK 1845 AK 1848 AK 1851 AK	01.13 - 01.13 - 01.13 - 01.13 - 01.13 - 01.13 - 01.13 - 01.13 - 01.13 - 01.13 - 01.13 - 01.13 -	Antriebsachse / Drive Axle Achslast [t] / Axle Load [t]:9 Achsausführung / Axle Version:730.151 Trommelbremse / Drum Brake Baumuster / Type:964.207	(25) (23) (19) (86) (28)	
1833 AS 1836 AS 1840 AS 1842 AS 1843 AS 1845 AS 1848 AS 1851 AS	01.13 - 01.13 - 01.13 - 01.13 - 01.13 - 01.13 - 01.13 -	Antriebsachse / Drive Axle Achslast [t] / Axle Load [t]:9 Achsausführung / Axle Version:730.151 Trommelbremse / Drum Brake Baumuster / Type:964.407	(25) (23) (19) (86) (28)	
2033 A 2036 A 2040 A 2042 A 2043 A 2045 A 2048 A 2051 A	01.13 - 01.13 - 01.13 - 01.13 - 01.13 - 01.13 - 01.13 -	Antriebsachse / Drive Axle Achsausführung / Axle Version:730.151 Achslast [t] / Axle Load [t]:9 für / for:504522 26 Baumuster / Type:964.008	(25) (19) (23) (102) (28)	
2033 AK 2036 AK 2040 AK 2042 AK 2043 AK 2045 AK 2048 AK 2051 AK	01.13 - 01.13 - 01.13 - 01.13 - 01.13 - 01.13 - 01.13 -	Antriebsachse / Drive Axle Achslast [t] / Axle Load [t]:9 Achsausführung / Axle Version:730.151 Trommelbremse / Drum Brake Baumuster / Type:964.208	(25) (23) (19) (86) (28)	
2033 AS 2036 AS 2040 AS 2042 AS 2043 AS 2045 AS 2048 AS 2051 AS	01.13 - 01.13 - 01.13 - 01.13 - 01.13 - 01.13 - 01.13 -	Antriebsachse / Drive Axle Achslast [t] / Axle Load [t]:9 Achsausführung / Axle Version:730.151 Trommelbremse / Drum Brake Baumuster / Type:964.408	(25) (23) (19) (86) (28)	



MERCEDES-BENZ



AROCS **6x2** **01.13 -**

 1	Lenkstange / Centre Rod Assembly Schubstange / Push Rod einseitig verstellbar / Adjustable on one side Länge [mm] / Length [mm]:865 Konusmaß [mm] / Cone Size [mm]:28,6 Rohr-Ø [mm] / Pipe Ø [mm]:42 mit Sicherungsmutter / with lock nut		(6) (85) (101) (69) (58) (80) (138)	37057 01 003 460 75 05 27623 01	
	2527 L 2530 L 2532 L 2533 L 2535 L 2536 L 2540 L 2542 L 2543 L 2545 L 2548 L 2551 L 2552 L 2558 L 2563 L	01.13 - 01.13 - 01.13 - 01.13 - 01.13 - 01.13 - 01.13 - 01.13 - 01.13 - 01.13 - 01.13 - 01.13 - 01.14 - 01.14 -	Lenkstockhebel zur 1. VA / Pitman Arm to 1st FA für / for:539443 17 Baumuster / Type:964.020	(66) (102) (28)	
2527 LS 2530 LS 2532 LS 2533 LS, 26 t 2535 LS 2536 LS, 26 t 2540 LS, 26 t 2542 LS, 26 t 2543 LS, 26 t 2545 LS, 26 t 2548 LS, 26 t 2551 LS, 26 t	01.13 - 01.13 - 01.13 - 01.13 - 01.13 - 01.13 - 01.13 - 01.13 - 01.13 - 01.13 - 01.13 - 01.13 -	Lenkstockhebel zur 1. VA / Pitman Arm to 1st FA für / for:539443 17 Baumuster / Type:964.420	(66) (102) (28)		
2533 LS, 25 t 2536 LS, 25 t 2540 LS, 25 t 2542 LS, 25 t 2543 LS, 25 t 2545 LS, 25 t 2548 LS, 25 t 2551 LS, 25 t	01.13 - 01.13 - 01.13 - 01.13 - 01.13 - 01.13 - 01.13 - 01.13 -	Lenkstockhebel zur 1. VA / Pitman Arm to 1st FA für / for:539443 17 Baumuster / Type:964.423	(66) (102) (28)		
2627 L 2630 L 2632 L 2633 L 2635 L 2636 L 2640 L 2642 L 2643 L 2645 L 2648 L 2651 L	01.13 - 01.13 - 01.13 - 01.13 - 01.13 - 01.13 - 01.13 - 01.13 - 01.13 - 01.13 - 01.13 -	Lenkstockhebel zur 1. VA / Pitman Arm to 1st FA für / for:539443 17 Baumuster / Type:964.025	(66) (102) (28)		
2627 LS 2630 LS 2632 LS 2633 LS 2635 LS 2636 LS 2640 LS 2642 LS 2643 LS 2645 LS 2648 LS 2651 LS	01.13 - 01.13 - 01.13 - 01.13 - 01.13 - 01.13 - 01.13 - 01.13 - 01.13 - 01.13 - 01.13 -	Lenkstockhebel zur 1. VA / Pitman Arm to 1st FA für / for:539443 17 Baumuster / Type:964.425	(66) (102) (28)		



MERCEDES-BENZ



AROCS 6x2 01.13 -

 1	Lenkstange / Centre Rod Assembly Schubstange / Push Rod einseitig verstellbar / Adjustable on one side Länge [mm] / Length [mm]:870 Konusmaß [mm] / Cone Size [mm]:28,6 Rohr-Ø [mm] / Pipe Ø [mm]:42 mit Zubehör / with accessories mit Sicherungsmutter / with lock nut		(6) (85) (101) (69) (58) (80) (140) (138)	37505 01 27623 01 	003 460 14 05
	2527 L 2530 L 2532 L 2533 L 2535 L 2536 L 2540 L 2542 L 2543 L 2545 L 2548 L 2551 L 2552 L 2558 L 2563 L	01.13 - 01.13 - 01.13 - 01.13 - 01.13 - 01.13 - 01.13 - 01.13 - 01.13 - 01.13 - 01.13 - 01.13 - 01.14 - 01.14 - 01.14 -	Lenkstockhebel zur 1. VA / Pitman Arm to 1st FA für / for:508063 87 Baumuster / Type:964.020	(66) (102) (28)	
2527 LS 2530 LS 2532 LS 2533 LS, 26 t 2535 LS 2536 LS, 26 t 2540 LS, 26 t 2542 LS, 26 t 2543 LS, 26 t 2545 LS, 26 t 2548 LS, 26 t 2551 LS, 26 t	01.13 - 01.13 - 01.13 - 01.13 - 01.13 - 01.13 - 01.13 - 01.13 - 01.13 - 01.13 - 01.13 - 01.13 -	Lenkstockhebel zur 1. VA / Pitman Arm to 1st FA für / for:508063 87 Baumuster / Type:964.420	(66) (102) (28)		
2533 LS, 25 t 2536 LS, 25 t 2540 LS, 25 t 2542 LS, 25 t 2543 LS, 25 t 2545 LS, 25 t 2548 LS, 25 t 2551 LS, 25 t	01.13 - 01.13 - 01.13 - 01.13 - 01.13 - 01.13 - 01.13 - 01.13 -	Lenkstockhebel zur 1. VA / Pitman Arm to 1st FA für / for:508063 87 Baumuster / Type:964.423	(66) (102) (28)		
2627 L 2630 L 2632 L 2633 L 2635 L 2636 L 2640 L 2642 L 2643 L 2645 L 2648 L 2651 L	01.13 - 01.13 - 01.13 - 01.13 - 01.13 - 01.13 - 01.13 - 01.13 - 01.13 - 01.13 - 01.13 -	Lenkstockhebel zur 1. VA / Pitman Arm to 1st FA für / for:508063 87 Baumuster / Type:964.025	(66) (102) (28)		
2627 LS 2630 LS 2632 LS 2633 LS 2635 LS 2636 LS 2640 LS 2642 LS 2643 LS 2645 LS 2648 LS 2651 LS	01.13 - 01.13 - 01.13 - 01.13 - 01.13 - 01.13 - 01.13 - 01.13 - 01.13 - 01.13 - 01.13 -	Lenkstockhebel zur 1. VA / Pitman Arm to 1st FA für / for:508063 87 Baumuster / Type:964.425	(66) (102) (28)		



MERCEDES-BENZ





AROCS **6x2** **01.13 -**

 1	Lenkstange / Centre Rod Assembly Schubstange / Push Rod einseitig verstellbar / Adjustable on one side Länge [mm] / Length [mm]:863 Konusmaß [mm] / Cone Size [mm]:28,6 Rohr-Ø [mm] / Pipe Ø [mm]:42 mit Zubehör / with accessories mit Sicherungsmutter / with lock nut		(6) (85) (101) (69) (58) (80) (140) (138)	37621 01 27623 01	003 460 15 05	
	2527 L 2530 L 2532 L 2533 L 2535 L 2536 L 2540 L 2542 L 2543 L 2545 L 2548 L 2551 L 2552 L 2558 L 2563 L	01.13 - 01.13 - 01.13 - 01.13 - 01.13 - 01.13 - 01.13 - 01.13 - 01.13 - 01.13 - 01.13 - 01.14 - 01.14 - 01.14 -	Lenkstockhebel zur 1. VA / Pitman Arm to 1st FA für / for:508063 88 Baumuster / Type:964.020	(66) (102) (28)		
2527 LS 2530 LS 2532 LS 2533 LS, 26 t 2535 LS 2536 LS, 26 t 2540 LS, 26 t 2542 LS, 26 t 2543 LS, 26 t 2545 LS, 26 t 2548 LS, 26 t 2551 LS, 26 t	01.13 - 01.13 - 01.13 - 01.13 - 01.13 - 01.13 - 01.13 - 01.13 - 01.13 - 01.13 - 01.13 - 01.13 -	Lenkstockhebel zur 1. VA / Pitman Arm to 1st FA für / for:508063 88 Baumuster / Type:964.420	(66) (102) (28)			
2533 LS, 25 t 2536 LS, 25 t 2540 LS, 25 t 2542 LS, 25 t 2543 LS, 25 t 2545 LS, 25 t 2548 LS, 25 t 2551 LS, 25 t	01.13 - 01.13 - 01.13 - 01.13 - 01.13 - 01.13 - 01.13 - 01.13 -	Lenkstockhebel zur 1. VA / Pitman Arm to 1st FA für / for:508063 88 Baumuster / Type:964.423	(66) (102) (28)			
2627 L 2630 L 2632 L 2633 L 2635 L 2636 L 2640 L 2642 L 2643 L 2645 L 2648 L 2651 L	01.13 - 01.13 - 01.13 - 01.13 - 01.13 - 01.13 - 01.13 - 01.13 - 01.13 - 01.13 - 01.13 -	Lenkstockhebel zur 1. VA / Pitman Arm to 1st FA für / for:508063 88 Baumuster / Type:964.025	(66) (102) (28)			
2627 LS 2630 LS 2632 LS 2633 LS 2635 LS 2636 LS 2640 LS 2642 LS 2643 LS 2645 LS 2648 LS 2651 LS	01.13 - 01.13 - 01.13 - 01.13 - 01.13 - 01.13 - 01.13 - 01.13 - 01.13 - 01.13 - 01.13 -	Lenkstockhebel zur 1. VA / Pitman Arm to 1st FA für / for:508063 88 Baumuster / Type:964.425	(66) (102) (28)			



MERCEDES-BENZ







AROCS 6x2 01.13 -

 6	Spurstange / Rod Assembly Führungsstange / Guide Rod beidseitig verstellbar / Adjustable on both sides Länge [mm] / Length [mm]:1660 Konussteigung / Cone Pitch:32 Rohr-Ø [mm] / Pipe Ø [mm]:50 mit Zubehör / with accessories	(9) (46) (100) (69) (59) (80) (140)	37058 01 960 330 11 03  12280 04  11394 04 
	2527 L 01.13 - 2530 L 01.13 - 2532 L 01.13 - 2533 L 01.13 - 2535 L 01.13 - 2536 L 01.13 - 2540 L 01.13 - 2542 L 01.13 - 2543 L 01.13 - 2545 L 01.13 - 2548 L 01.13 - 2551 L 01.13 - 2552 L 01.14 - 2558 L 01.14 - 2563 L 01.14 -	Achsausführung / Axle Version:739.516/566 Achslast [t] / Axle Load [t]:8 Achslast [t] / Axle Load [t]:9 für / for:504310 76 Scheibenbremse / Disc Brake Baumuster / Type:964.020	(19) (23) (23) (102) (83) (28)
2527 LS 01.13 - 2530 LS 01.13 - 2532 LS 01.13 - 2533 LS, 26 t 01.13 - 2535 LS 01.13 - 2536 LS, 26 t 01.13 - 2540 LS, 26 t 01.13 - 2542 LS, 26 t 01.13 - 2543 LS, 26 t 01.13 - 2545 LS, 26 t 01.13 - 2548 LS, 26 t 01.13 - 2551 LS, 26 t 01.13 -	Achsausführung / Axle Version:739.516/566 Achslast [t] / Axle Load [t]:8 Achslast [t] / Axle Load [t]:9 für / for:504310 76 Scheibenbremse / Disc Brake Baumuster / Type:964.420	(19) (23) (23) (102) (83) (28)	
2533 LS, 25 t 01.13 - 2536 LS, 25 t 01.13 - 2540 LS, 25 t 01.13 - 2542 LS, 25 t 01.13 - 2543 LS, 25 t 01.13 - 2545 LS, 25 t 01.13 - 2548 LS, 25 t 01.13 - 2551 LS, 25 t 01.13 -	Achsausführung / Axle Version:739.516/566 Achslast [t] / Axle Load [t]:8 Achslast [t] / Axle Load [t]:9 für / for:504310 76 Scheibenbremse / Disc Brake Baumuster / Type:964.423	(19) (23) (23) (102) (83) (28)	
2627 L 01.13 - 2630 L 01.13 - 2632 L 01.13 - 2633 L 01.13 - 2635 L 01.13 - 2636 L 01.13 - 2640 L 01.13 - 2642 L 01.13 - 2643 L 01.13 - 2645 L 01.13 - 2648 L 01.13 - 2651 L 01.13 -	Achsausführung / Axle Version:739.516/566 Achslast [t] / Axle Load [t]:8 Achslast [t] / Axle Load [t]:9 für / for:504310 76 Scheibenbremse / Disc Brake Baumuster / Type:964.025	(19) (23) (23) (102) (83) (28)	
2627 LS 01.13 - 2630 LS 01.13 - 2632 LS 01.13 - 2633 LS 01.13 - 2635 LS 01.13 - 2636 LS 01.13 - 2640 LS 01.13 - 2642 LS 01.13 - 2643 LS 01.13 - 2645 LS 01.13 - 2648 LS 01.13 - 2651 LS 01.13 -	Achsausführung / Axle Version:739.516/566 Achslast [t] / Axle Load [t]:8 Achslast [t] / Axle Load [t]:9 für / for:504310 76 Scheibenbremse / Disc Brake Baumuster / Type:964.425	(19) (23) (23) (102) (83) (28)	



MERCEDES-BENZ







AROCS 6x2 01.13 -

 8	Lenker, Radaufhängung / Track Control Arm		(5)	31887 01 942 350 12 05 © 30588 01	
	Dreieckslenker (Nfz) / Wishbone (CV) Länge [mm] / Length [mm]:622 Rohr-Ø [mm] / Pipe Ø [mm]:46 Bohrung-Ø 1 / Bohrung-Ø 2 [mm] / Bore Ø 1 / Bore Ø 2 [mm]:25/23/23 Lochabstand 1/Lochabstand 2 / Hole Pitch 1/ Hole Pitch 2:152/130/130 Molekularlager / Molecular Bearing		(38) (69) (80) (30) (67) (71)		
2527 L	01.13 -	 Antriebsachse / Drive Axle Baumuster / Type:964.020			(25) (28)
2530 L	01.13 -				
2532 L	01.13 -				
2533 L	01.13 -				
2535 L	01.13 -				
2536 L	01.13 -				
2540 L	01.13 -				
2542 L	01.13 -				
2543 L	01.13 -				
2545 L	01.13 -				
2548 L	01.13 -				
2551 L	01.13 -				
2552 L	01.14 -				
2558 L	01.14 -				
2563 L	01.14 -				
2527 LS	01.13 -	 Antriebsachse / Drive Axle für / for:539148 01 Baumuster / Type:964.420			(25) (102) (28)
2530 LS	01.13 -				
2532 LS	01.13 -				
2533 LS, 26 t	01.13 -				
2535 LS	01.13 -				
2536 LS, 26 t	01.13 -				
2540 LS, 26 t	01.13 -				
2542 LS, 26 t	01.13 -				
2543 LS, 26 t	01.13 -				
2545 LS, 26 t	01.13 -				
2548 LS, 26 t	01.13 -				
2551 LS, 26 t	01.13 -				
2533 LS, 25 t	01.13 -	 Antriebsachse / Drive Axle Baumuster / Type:964.423			(25) (28)
2536 LS, 25 t	01.13 -				
2540 LS, 25 t	01.13 -				
2542 LS, 25 t	01.13 -				
2543 LS, 25 t	01.13 -				
2545 LS, 25 t	01.13 -				
2548 LS, 25 t	01.13 -				
2551 LS, 25 t	01.13 -				
2627 LS	01.13 -	 Antriebsachse / Drive Axle nicht für Fahrzeuge mit starrer Nachlaufachse / not for vehicles with rigid trailing axle Baumuster / Type:964.425			(25) (143) (28)
2630 LS	01.13 -				
2632 LS	01.13 -				
2633 LS	01.13 -				
2635 LS	01.13 -				
2636 LS	01.13 -				
2640 LS	01.13 -				
2642 LS	01.13 -				
2643 LS	01.13 -				
2645 LS	01.13 -				
2648 LS	01.13 -				
2651 LS	01.13 -				



MERCEDES-BENZ






AROCS 6x2 01.13 -

	<p>Lenker, Radaufhängung / Track Control Arm Dreieckslenker (Nfz) / Wishbone (CV) Länge [mm] / Length [mm]:568 Rohr-Ø [mm] / Pipe Ø [mm]:46 Bohrung-Ø 1 / Bohrung-Ø 2 [mm] / Bore Ø 1 / Bore Ø 2 [mm]:23/23/25 Lochabstand 1/Lochabstand 2 / Hole Pitch 1/ Hole Pitch 2:130/130/152 Molekularlager / Molecular Bearing</p>	<p>(5) (38) (69) (80) (30) (67) (71)</p>	<p>37620 01 960 350 04 05</p> 
	<p>2527 L 01.13 - 2530 L 01.13 - 2532 L 01.13 - 2533 L 01.13 - 2535 L 01.13 - 2536 L 01.13 - 2540 L 01.13 - 2542 L 01.13 - 2543 L 01.13 - 2548 L 01.13 - 2551 L 01.13 - 2552 L 01.14 - 2558 L 01.14 - 2563 L 01.14 -</p>		<p> für / for:539272 02/04 Baumuster / Type:964.020</p> <p>(102) (28)</p>
	<p>2527 LS 01.13 - 2530 LS 01.13 - 2532 LS 01.13 - 2533 LS, 26 t 01.13 - 2535 LS 01.13 - 2536 LS, 26 t 01.13 - 2540 LS, 26 t 01.13 - 2542 LS, 26 t 01.13 - 2543 LS, 26 t 01.13 - 2545 LS, 26 t 01.13 - 2548 LS, 26 t 01.13 - 2551 LS, 26 t 01.13 -</p>		<p> für / for:539272 02/04 Baumuster / Type:964.420</p> <p>(102) (28)</p>
	<p>2627 L 01.13 - 2630 L 01.13 - 2632 L 01.13 - 2633 L 01.13 - 2635 L 01.13 - 2636 L 01.13 - 2640 L 01.13 - 2642 L 01.13 - 2643 L 01.13 - 2645 L 01.13 - 2648 L 01.13 - 2651 L 01.13 -</p>		<p> für / for:539272 02/04 Baumuster / Type:964.025</p> <p>(102) (28)</p>
	<p>2627 LS 01.13 - 2630 LS 01.13 - 2632 LS 01.13 - 2633 LS 01.13 - 2635 LS 01.13 - 2636 LS 01.13 - 2640 LS 01.13 - 2642 LS 01.13 - 2643 LS 01.13 - 2645 LS 01.13 - 2648 LS 01.13 - 2651 LS 01.13 -</p>		<p> für / for:539272 02/04 Baumuster / Type:964.425</p> <p>(102) (28)</p>










MERCEDES-BENZ

AROCS 6x2 01.13 -

 <p>Spurstangenkopf / Tie Rod End Länge [mm] / Length [mm]:120 Gewindemaß / Thread Size:M30x1,5 mit Außengewinde / with external thread mit Rechtsgewinde / with right-hand thread Konusmaß [mm] / Cone Size [mm]:32 mit Zubehör / with accessories</p>		(10) (69) (49) (131) (137) (58) (140)	<p>11394 04 000 460 57 48</p> 		
	2527 L	01.13 -		an Spurstange / at steering track rod	(99)
	2530 L	01.13 -		Schleppachse / Tag Axle	(84)
	2532 L	01.13 -		Lenkachse / Steering Axle	(61)
	2533 L	01.13 -		Baumuster / Type:964.020	(28)
	2535 L	01.13 -			
	2536 L	01.13 -			
	2540 L	01.13 -			
	2542 L	01.13 -			
	2543 L	01.13 -			
	2545 L	01.13 -			
 <p>Spurstangenkopf / Tie Rod End Länge [mm] / Length [mm]:120 Gewindemaß / Thread Size:M30x1,5 mit Außengewinde / with external thread mit Linksgewinde / with left-hand thread Konusmaß [mm] / Cone Size [mm]:32 mit Zubehör / with accessories</p>		(10) (69) (49) (131) (135) (58) (140)	<p>12280 04 000 460 69 48</p> 		
	2527 L	01.13 -		an Spurstange / at steering track rod	(99)
	2530 L	01.13 -		Schleppachse / Tag Axle	(84)
	2532 L	01.13 -		Lenkachse / Steering Axle	(61)
	2533 L	01.13 -		Baumuster / Type:964.020	(28)
	2535 L	01.13 -			
	2536 L	01.13 -			
	2540 L	01.13 -			
	2542 L	01.13 -			
	2543 L	01.13 -			
	2545 L	01.13 -			
<p>Spurstangenkopf / Tie Rod End für Schubstange / for push rod Länge [mm] / Length [mm]:115 Gewindemaß / Thread Size:M30x1,5 mit Außengewinde / with external thread für Rechtsgewinde / for right-hand thread Konusmaß [mm] / Cone Size [mm]:28,6 mit Zubehör / with accessories</p>		(10) (128) (69) (49) (131) (127) (58) (140)	<p>27623 01 001 460 48 48</p> 		
	2533 LS, 25 t	01.13 -		Lenkstockhebel zur 1. VA / Pitman Arm to 1st FA	(66)
	2536 LS, 25 t	01.13 -		für / for:508063 87	(102)
	2540 LS, 25 t	01.13 -		für / for:508063 67	(102)
	2542 LS, 25 t	01.13 -		Baumuster / Type:964.423	(28)
	2543 LS, 25 t	01.13 -			
	2545 LS, 25 t	01.13 -			
	2548 LS, 25 t	01.13 -			
	2551 LS, 25 t	01.13 -			
	2627 LS	01.13 -		Lenkstockhebel zur 1. VA / Pitman Arm to 1st FA	(66)
	2630 LS	01.13 -		für / for:508063 87	(102)
	2632 LS	01.13 -		für / for:508063 67	(102)
	2633 LS	01.13 -		Baumuster / Type:964.425	(28)
	2635 LS	01.13 -			
	2636 LS	01.13 -			
	2640 LS	01.13 -			
	2642 LS	01.13 -			
	2643 LS	01.13 -			
	2645 LS	01.13 -			
	2648 LS	01.13 -			
2651 LS	01.13 -				







MERCEDES-BENZ

AROCS		6x2/2/4	01.13 -				
 1	Lenkstange / Centre Rod Assembly Schubstange / Push Rod einseitig verstellbar / Adjustable on one side Länge [mm] / Length [mm]:865 Konusmaß [mm] / Cone Size [mm]:28,6 Rohr-Ø [mm] / Pipe Ø [mm]:42 mit Sicherungsmutter / with lock nut	(6) (85) (101) (69) (58) (80) (138)		37057 01 003 460 75 05 ▲ 27623 01			
	2533 LS 01.13 - 2536 LS 01.13 - 2540 LS 01.13 - 2542 LS 01.13 - 2543 LS 01.13 - 2545 LS 01.13 - 2548 LS 01.13 - 2551 LS 01.13 -	Lenkstockhebel zur 1. VA / Pitman Arm to 1st FA für / for:539443 17 Baumuster / Type:964.423	(66) (102) (28)				
	 1	Lenkstange / Centre Rod Assembly Schubstange / Push Rod einseitig verstellbar / Adjustable on one side Länge [mm] / Length [mm]:870 Konusmaß [mm] / Cone Size [mm]:28,6 Rohr-Ø [mm] / Pipe Ø [mm]:42 mit Zubehör / with accessories mit Sicherungsmutter / with lock nut	(6) (85) (101) (69) (58) (80) (140) (138)		37505 01 003 460 14 05 ▲ 27623 01		
		2533 LS 01.13 - 2536 LS 01.13 - 2540 LS 01.13 - 2542 LS 01.13 - 2543 LS 01.13 - 2545 LS 01.13 - 2548 LS 01.13 - 2551 LS 01.13 -	Lenkstockhebel zur 1. VA / Pitman Arm to 1st FA für / for:508063 87 Baumuster / Type:964.423	(66) (102) (28)			
		 1	Lenkstange / Centre Rod Assembly Schubstange / Push Rod einseitig verstellbar / Adjustable on one side Länge [mm] / Length [mm]:863 Konusmaß [mm] / Cone Size [mm]:28,6 Rohr-Ø [mm] / Pipe Ø [mm]:42 mit Zubehör / with accessories mit Sicherungsmutter / with lock nut	(6) (85) (101) (69) (58) (80) (140) (138)		37621 01 003 460 15 05 ▲ 27623 01	
			2533 LS 01.13 - 2536 LS 01.13 - 2540 LS 01.13 - 2542 LS 01.13 - 2543 LS 01.13 - 2545 LS 01.13 - 2548 LS 01.13 - 2551 LS 01.13 -	Lenkstockhebel zur 1. VA / Pitman Arm to 1st FA für / for:508063 88 Baumuster / Type:964.423	(66) (102) (28)		
			 6	Spurstange / Rod Assembly Führungsstange / Guide Rod beidseitig verstellbar / Adjustable on both sides Länge [mm] / Length [mm]:1660 Konussteigung / Cone Pitch:32 Rohr-Ø [mm] / Pipe Ø [mm]:50 mit Zubehör / with accessories	(9) (46) (100) (69) (59) (80) (140)		37058 01 960 330 11 03 ▲ 12280 04 ▲ 11394 04
2533 LS 01.13 - 2536 LS 01.13 - 2540 LS 01.13 - 2542 LS 01.13 - 2543 LS 01.13 - 2545 LS 01.13 - 2548 LS 01.13 - 2551 LS 01.13 -				Achsausführung / Axle Version:739.516/566 Achslast [t] / Axle Load [t]:8 Achslast [t] / Axle Load [t]:9 für / for:504310 76 Scheibenbremse / Disc Brake Baumuster / Type:964.423	(19) (23) (23) (102) (83) (28)		



MERCEDES-BENZ

AROCS		6x2/2/4	01.13 -		
 8	Lenker, Radaufhängung / Track Control Arm Dreieckslenker (Nfz) / Wishbone (CV) Länge [mm] / Length [mm]:622 Rohr-Ø [mm] / Pipe Ø [mm]:46 Bohrung-Ø 1 / Bohrung-Ø 2 [mm] / Bore Ø 1 / Bore Ø 2 [mm]:25/23/23 Lochabstand 1/Lochabstand 2 / Hole Pitch 1/ Hole Pitch 2:152/130/130 Molekularlager / Molecular Bearing		(5) (38) (69) (80) (30) (67) (71)	31887 01 © 30588 01	942 350 12 05 
	2533 LS	01.13 -	 Antriebsachse / Drive Axle Baumuster / Type:964.423	(25) (28)	
	2536 LS	01.13 -			
	2540 LS	01.13 -			
	2542 LS	01.13 -			
	2543 LS	01.13 -			
	2545 LS	01.13 -			
	2548 LS	01.13 -			
2551 LS	01.13 -				
	Spurstangenkopf / Tie Rod End für Schubstange / for push rod Länge [mm] / Length [mm]:115 Gewindemaß / Thread Size:M30x1,5 mit Außengewinde / with external thread für Rechtsgewinde / for right-hand thread Konusmaß [mm] / Cone Size [mm]:28,6 mit Zubehör / with accessories		(10) (128) (69) (49) (131) (127) (58) (140)	27623 01 001 460 48 48 	
	2533 LS	01.13 -	Lenkstockhebel zur 1. VA / Pitman Arm to 1st FA für / for:508063 87 für / for:508063 67 Baumuster / Type:964.423	(66) (102) (102) (28)	
	2536 LS	01.13 -			
	2540 LS	01.13 -			
	2542 LS	01.13 -			
	2543 LS	01.13 -			
	2545 LS	01.13 -			
	2548 LS	01.13 -			
2551 LS	01.13 -				

Pos







Ref.



MERCEDES-BENZ

AROCS 6x2/4 01.13 -

 1	<p>Lenkstange / Centre Rod Assembly Schubstange / Push Rod einseitig verstellbar / Adjustable on one side Länge [mm] / Length [mm]:865 Konusmaß [mm] / Cone Size [mm]:28,6 Rohr-Ø [mm] / Pipe Ø [mm]:42 mit Sicherungsmutter / with lock nut</p>	(6) (85) (101) (69) (58) (80) (138)	<p>37057 01 003 460 75 05  ▲ 27623 01</p> <p>Lenkstockhebel zur 1. VA / Pitman Arm to 1st FA für / for:539443 17 Baumuster / Type:964.022</p> (66) (102) (28)
 1	<p>Lenkstange / Centre Rod Assembly Schubstange / Push Rod einseitig verstellbar / Adjustable on one side Länge [mm] / Length [mm]:870 Konusmaß [mm] / Cone Size [mm]:28,6 Rohr-Ø [mm] / Pipe Ø [mm]:42 mit Zubehör / with accessories mit Sicherungsmutter / with lock nut</p>	(6) (85) (101) (69) (58) (80) (140) (138)	<p>37505 01 003 460 14 05  ▲ 27623 01</p> <p>Lenkstockhebel zur 1. VA / Pitman Arm to 1st FA für / for:508063 87 Baumuster / Type:964.022</p> (66) (102) (28) <p>Lenkstockhebel zur 1. VA / Pitman Arm to 1st FA für / for:508063 87 Baumuster / Type:964.422</p> (66) (102) (28)






MERCEDES-BENZ

AROCS

6x2/4







01.13 -

 6	Spurstange / Rod Assembly Führungsstange / Guide Rod beidseitig verstellbar / Adjustable on both sides Länge [mm] / Length [mm]:1660 Konussteigung / Cone Pitch:32 Rohr-Ø [mm] / Pipe Ø [mm]:50 mit Zubehör / with accessories		(9) (46) (100) (69) (59) (80) (140)	37058 01 960 330 11 03  12280 04 11394 04 
	2527 L 01.13 - 2530 L 01.13 - 2532 L 01.13 - 2533 L 01.13 - 2535 L 01.13 - 2536 L 01.13 - 2540 L 01.13 - 2543 L 01.13 - 2551 L 01.13 - 2627 L 01.13 - 2630 L 01.13 - 2632 L 01.13 - 2633 L 01.13 - 2635 L 01.13 - 2636 L 01.13 - 2640 L 01.13 - 2642 L 01.13 - 2643 L 01.13 - 2645 L 01.13 - 2648 L 01.13 - 2651 L 01.13 -	Achsausführung / Axle Version:739.516/566 Achslast [t] / Axle Load [t]:8 Achslast [t] / Axle Load [t]:9 für / for:504310 76 Scheibenbremse / Disc Brake Baumuster / Type:964.022	(19) (23) (23) (102) (83) (28)	
2533 LS 01.13 - 2536 LS 01.13 - 2540 LS 01.13 - 2543 LS 01.13 - 2551 LS 01.13 - 2627 LS 01.13 - 2630 LS 01.13 - 2632 LS 01.13 - 2633 LS 01.13 - 2635 LS 01.13 - 2636 LS 01.13 - 2640 LS 01.13 - 2642 LS 01.13 - 2643 LS 01.13 - 2645 LS 01.13 - 2648 LS 01.13 - 2651 LS 01.13 -	Achsausführung / Axle Version:739.516/566 Achslast [t] / Axle Load [t]:8 Achslast [t] / Axle Load [t]:9 für / for:504310 76 Scheibenbremse / Disc Brake Baumuster / Type:964.422	(19) (23) (23) (102) (83) (28)		



MERCEDES-BENZ






AROCS 6x2/4 01.13 -

 8	<p>Lenker, Radaufhängung / Track Control Arm Dreieckslenker (Nfz) / Wishbone (CV) Länge [mm] / Length [mm]:622 Rohr-Ø [mm] / Pipe Ø [mm]:46 Bohrung-Ø 1 / Bohrung-Ø 2 [mm] / Bore Ø 1 / Bore Ø 2 [mm]:25/23/23 Lochabstand 1/Lochabstand 2 / Hole Pitch 1/ Hole Pitch 2:152/130/130 Molekularlager / Molecular Bearing</p>	(5) (38) (69) (80) (30) (67) (71)	<p>31887 01 942 350 12 05 © 30588 01</p> 
	2527 L 01.13 - 2530 L 01.13 - 2532 L 01.13 - 2533 L 01.13 - 2535 L 01.13 - 2536 L 01.13 - 2540 L 01.13 - 2543 L 01.13 - 2551 L 01.13 - 2627 L 01.13 - 2630 L 01.13 - 2632 L 01.13 - 2633 L 01.13 - 2635 L 01.13 - 2636 L 01.13 - 2640 L 01.13 - 2642 L 01.13 - 2643 L 01.13 - 2645 L 01.13 - 2648 L 01.13 - 2651 L 01.13 -		 Antriebsachse / Drive Axle für / for:539148 01 Baumuster / Type:964.022 <p>(25) (102) (28)</p>
	2533 LS 01.13 - 2536 LS 01.13 - 2540 LS 01.13 - 2543 LS 01.13 - 2551 LS 01.13 - 2627 LS 01.13 - 2630 LS 01.13 - 2632 LS 01.13 - 2633 LS 01.13 - 2635 LS 01.13 - 2636 LS 01.13 - 2640 LS 01.13 - 2642 LS 01.13 - 2643 LS 01.13 - 2645 LS 01.13 - 2648 LS 01.13 - 2651 LS 01.13 -		 Antriebsachse / Drive Axle für Fahrzeuge mit gelenkter Vorlaufachse / for vehicles with hinged leading axle Baumuster / Type:964.422 <p>(25) (115) (28)</p>
	<p>Spurstangenkopf / Tie Rod End Länge [mm] / Length [mm]:120 Gewindemaß / Thread Size:M30x1,5 mit Außengewinde / with external thread mit Rechtsgewinde / with right-hand thread Konusmaß [mm] / Cone Size [mm]:32 mit Zubehör / with accessories</p>	(10) (69) (49) (131) (137) (58) (140)	<p>11394 04 000 460 57 48</p>  <p>Lenkstockhebel zur 1. VA / Pitman Arm to 1st FA für Schubstange / for push rod für / for:508063 67 Baumuster / Type:964.422</p> <p>(66) (128) (102) (28)</p>



MERCEDES-BENZ



AROCS **6x2/4** **01.13 -**

	<p>Spurstangenkopf / Tie Rod End</p> <p>Länge [mm] / Length [mm]:120 Gewindemaß / Thread Size:M30x1,5 mit Außengewinde / with external thread mit Rechtsgewinde / with right-hand thread Konusmaß [mm] / Cone Size [mm]:32 mit Zubehör / with accessories</p>	<p>(10) (69) (49) (131) (137) (58) (140)</p>	<p>11394 04 000 460 57 48</p> 	
	<p>2533 LS 01.13 - 2536 LS 01.13 - 2540 LS 01.13 - 2543 LS 01.13 - 2551 LS 01.13 - 2627 LS 01.13 - 2630 LS 01.13 - 2632 LS 01.13 - 2633 LS 01.13 - 2635 LS 01.13 - 2636 LS 01.13 - 2640 LS 01.13 - 2642 LS 01.13 - 2643 LS 01.13 - 2645 LS 01.13 - 2648 LS 01.13 - 2651 LS 01.13 -</p>	<p>für Führungsstange / for guide bar Vorlaufachse / Leading Axle für / for:504310 56 Baumuster / Type:964.422</p>	<p>(122) (88) (102) (28)</p>	
	<p>Spurstangenkopf / Tie Rod End</p> <p>Länge [mm] / Length [mm]:120 Gewindemaß / Thread Size:M30x1,5 mit Außengewinde / with external thread mit Linksgewinde / with left-hand thread Konusmaß [mm] / Cone Size [mm]:32 mit Zubehör / with accessories</p>	<p>(10) (69) (49) (131) (135) (58) (140)</p>	<p>12280 04 000 460 69 48</p> 	
	<p>2533 LS 01.13 - 2536 LS 01.13 - 2540 LS 01.13 - 2543 LS 01.13 - 2551 LS 01.13 - 2627 LS 01.13 - 2630 LS 01.13 - 2632 LS 01.13 - 2633 LS 01.13 - 2635 LS 01.13 - 2636 LS 01.13 - 2640 LS 01.13 - 2642 LS 01.13 - 2643 LS 01.13 - 2645 LS 01.13 - 2648 LS 01.13 - 2651 LS 01.13 -</p>	<p>für Führungsstange / for guide bar Vorlaufachse / Leading Axle für / for:504310 56 Baumuster / Type:964.422</p>	<p>(122) (88) (102) (28)</p>	
	<p>Spurstangenkopf / Tie Rod End</p> <p>für Schubstange / for push rod Länge [mm] / Length [mm]:115 Gewindemaß / Thread Size:M30x1,5 mit Außengewinde / with external thread für Rechtsgewinde / for right-hand thread Konusmaß [mm] / Cone Size [mm]:28,6 mit Zubehör / with accessories</p>	<p>(10) (128) (69) (49) (131) (127) (58) (140)</p>	<p>27623 01 001 460 48 48</p> 	
	<p>2533 LS 01.13 - 2536 LS 01.13 - 2540 LS 01.13 - 2543 LS 01.13 - 2551 LS 01.13 - 2627 LS 01.13 - 2630 LS 01.13 - 2632 LS 01.13 - 2633 LS 01.13 - 2635 LS 01.13 - 2636 LS 01.13 - 2640 LS 01.13 - 2642 LS 01.13 - 2643 LS 01.13 - 2645 LS 01.13 - 2648 LS 01.13 - 2651 LS 01.13 -</p>	<p>Lenkstockhebel zur 1. VA / Pitman Arm to 1st FA für / for:508063 87 für / for:508063 88 Baumuster / Type:964.422</p>	<p>(66) (102) (102) (28)</p>	



MERCEDES-BENZ




AROCS 6x4 01.13 -

 1	<p>Lenkstange / Centre Rod Assembly Schubstange / Push Rod einseitig verstellbar / Adjustable on one side Länge [mm] / Length [mm]:865 Konusmaß [mm] / Cone Size [mm]:28,6 Rohr-Ø [mm] / Pipe Ø [mm]:42 mit Sicherungsmutter / with lock nut</p>	(6) (85) (101) (69) (58) (80) (138)	<p>37057 01 003 460 75 05  27623 01</p>	
	2627, 2627 L 01.13 - 2630, 2630 L 01.13 - 2632, 2632 L 01.13 - 2633, 2633 L 01.13 - 2635, 2635 L 01.13 - 2636, 2636 L 01.13 - 2640, 2640 L 01.13 - 2642, 2642 L 01.13 - 2643, 2643 L 01.13 - 2645, 2645 L 01.13 - 2648, 2648 L 01.13 - 2651, 2651 L 01.13 -		Lenkstockhebel zur 1. VA / Pitman Arm to 1st FA für / for:539443 17 Baumuster / Type:964.014/024	(66) (102) (28)
	2627 K, 2627 LK 01.13 - 2630 K, 2630 LK 01.13 - 2632 K, 2632 LK 01.13 - 2633 K, 2633 LK 01.13 - 2635 K, 2635 LK 01.13 - 2636 K, 2636 LK 01.13 - 2640 K, 2640 LK 01.13 - 2642 K, 2642 LK 01.13 - 2643 K, 2643 LK 01.13 - 2645 K, 2645 LK 01.13 - 2648 K, 2648 LK 01.13 - 2651 K, 2651 LK 01.13 -		Lenkstockhebel zur 1. VA / Pitman Arm to 1st FA für / for:539443 17 Baumuster / Type:964.224/214	(66) (102) (28)
	2627 B, 2627 LB 01.13 - 2630 B, 2630 LB 01.13 - 2632 B, 2632 LB 01.13 - 2633 B, 2633 LB 01.13 - 2635 B, 2635 LB 01.13 - 2636 B, 2636 LB 01.13 - 2640 B, 2640 LB 01.13 - 2642 B, 2642 LB 01.13 - 2643 B, 2643 LB 01.13 - 2645 B, 2645 LB 01.13 - 2648 B, 2648 LB 01.13 - 2651 B, 2651 LB 01.13 -		Lenkstockhebel zur 1. VA / Pitman Arm to 1st FA für / for:539443 17 Baumuster / Type:964.314/324	(66) (102) (28)
	2627 S, 2627 LS 01.13 - 2630 S, 2630 LS 01.13 - 2632 S, 2632 LS 01.13 - 2633 S, 2633 LS 01.13 - 2635 S, 2635 LS 01.13 - 2636 S, 2636 LS 01.13 - 2640 S, 2640 LS 01.13 - 2642 S, 2642 LS 01.13 - 2643 S, 2643 LS 01.13 - 2645 S, 2645 LS 01.13 - 2648 S, 2648 LS 01.13 - 2651 S, 2651 LS 01.13 -		Lenkstockhebel zur 1. VA / Pitman Arm to 1st FA für / for:539443 17 Baumuster / Type:964.414/424	(66) (102) (28)
	3333, 3333 L 01.13 - 3336, 3336 L 01.13 - 3340, 3340 L 01.13 - 3342, 3342 L 01.13 - 3343, 3343 L 01.13 - 3345, 3345 L 01.13 - 3348, 3348 L 01.13 - 3351, 3351 L 01.13 -		Lenkstockhebel zur 1. VA / Pitman Arm to 1st FA für / for:539443 17 Baumuster / Type:964.016/026	(66) (102) (28)
	3333 K, 3333 LK 01.13 - 3336 K, 3336 LK 01.13 - 3340 K, 3340 LK 01.13 - 3342 K, 3342 LK 01.13 - 3343 K, 3343 LK 01.13 - 3345K, 3345 LK 01.13 - 3348 K, 3348 LK 01.13 - 3351 K, 3351 LK 01.13 -		Lenkstockhebel zur 1. VA / Pitman Arm to 1st FA für / for:539443 17 Baumuster / Type:964.226/216	(66) (102) (28)
	3333 B, 3333 LB 01.13 - 3336 B, 3336 LB 01.13 - 3340 B, 3340 LB 01.13 - 3342 B, 3342 LB 01.13 - 3343 B, 3343 LB 01.13 - 3345B, 3345 LB 01.13 - 3348 B, 3348 LB 01.13 - 3351 B, 3351 LB 01.13 -		Lenkstockhebel zur 1. VA / Pitman Arm to 1st FA für / for:539443 17 Baumuster / Type:964.316/326	(66) (102) (28)



MERCEDES-BENZ



AROCS 6x4 01.13 -

 1	Lenkstange / Centre Rod Assembly Schubstange / Push Rod einseitig verstellbar / Adjustable on one side Länge [mm] / Length [mm]:865 Konusmaß [mm] / Cone Size [mm]:28,6 Rohr-Ø [mm] / Pipe Ø [mm]:42 mit Sicherungsmutter / with lock nut	(6) (85) (101) (69) (58) (80) (138)	37057 01 003 460 75 05  27623 01 
	3333 S, 3333 LS 01.13 - 3336 S, 3336 LS 01.13 - 3340 S, 3340 LS 01.13 - 3342 S, 3342 LS 01.13 - 3343 S, 3343 LS 01.13 - 3345S, 3345 LS 01.13 - 3348 S, 3348 LS 01.13 - 3351 S, 3351 LS 01.13 -	Lenkstockhebel zur 1. VA / Pitman Arm to 1st FA für / for:539443 17 Baumuster / Type:964.416/426	(66) (102) (28)



MERCEDES-BENZ



AROCS 6x4 01.13 -

 1	Lenkstange / Centre Rod Assembly Schubstange / Push Rod einseitig verstellbar / Adjustable on one side Länge [mm] / Length [mm]:870 Konusmaß [mm] / Cone Size [mm]:28,6 Rohr-Ø [mm] / Pipe Ø [mm]:42 mit Zubehör / with accessories mit Sicherungsmutter / with lock nut	(6) (85) (101) (69) (58) (80) (140) (138)	37505 01 27623 01	003 460 14 05 
	2627, 2627 L 2630, 2630 L 2632, 2632 L 2633, 2633 L 2635, 2635 L 2636, 2636 L 2640, 2640 L 2642, 2642 L 2643, 2643 L 2645, 2645 L 2648, 2648 L 2651, 2651 L	01.13 - 01.13 - 01.13 - 01.13 - 01.13 - 01.13 - 01.13 - 01.13 - 01.13 - 01.13 - 01.13 -	Lenkstockhebel zur 1. VA / Pitman Arm to 1st FA für / for:508063 87 Baumuster / Type:964.014/024	(66) (102) (28)
	2627 K, 2627 LK 2630 K, 2630 LK 2632 K, 2632 LK 2633 K, 2633 LK 2635 K, 2635 LK 2636 K, 2636 LK 2640 K, 2640 LK 2642 K, 2642 LK 2643 K, 2643 LK 2645 K, 2645 LK 2648 K, 2648 LK 2651 K, 2651 LK	01.13 - 01.13 - 01.13 - 01.13 - 01.13 - 01.13 - 01.13 - 01.13 - 01.13 - 01.13 - 01.13 -	Lenkstockhebel zur 1. VA / Pitman Arm to 1st FA für / for:508063 87 Baumuster / Type:964.214/224	(66) (102) (28)
	2627 B, 2627 LB 2630 B, 2630 LB 2632 B, 2632 LB 2633 B, 2633 LB 2635 B, 2635 LB 2636 B, 2636 LB 2640 B, 2640 LB 2642 B, 2642 LB 2643 B, 2643 LB 2645 B, 2645 LB 2648 B, 2648 LB 2651 B, 2651 LB	01.13 - 01.13 - 01.13 - 01.13 - 01.13 - 01.13 - 01.13 - 01.13 - 01.13 - 01.13 - 01.13 -	Lenkstockhebel zur 1. VA / Pitman Arm to 1st FA für / for:508063 87 Baumuster / Type:964.314/324	(66) (102) (28)
	2627 B, 2627 LB 2630 B, 2630 LB 2632 B, 2632 LB 2633 B, 2633 LB 2635 B, 2635 LB 2636 B, 2636 LB 2640 B, 2640 LB 2642 B, 2642 LB 2643 B, 2643 LB 2645 B, 2645 LB 2648 B, 2648 LB 2651 B, 2651 LB	01.13 - 01.13 - 01.13 - 01.13 - 01.13 - 01.13 - 01.13 - 01.13 - 01.13 - 01.13 - 01.13 -	Lenkstockhebel zur 1. VA / Pitman Arm to 1st FA für / for:508063 87 Baumuster / Type:964.316/326	(66) (102) (28)
	2627 S, 2627 LS 2630 S, 2630 LS 2632 S, 2632 LS 2633 S, 2633 LS 2635 S, 2635 LS 2636 S, 2636 LS 2640 S, 2640 LS 2642 S, 2642 LS 2643 S, 2643 LS 2645 S, 2645 LS 2648 S, 2648 LS 2651 S, 2651 LS	01.13 - 01.13 - 01.13 - 01.13 - 01.13 - 01.13 - 01.13 - 01.13 - 01.13 - 01.13 - 01.13 -	Lenkstockhebel zur 1. VA / Pitman Arm to 1st FA für / for:508063 87 Baumuster / Type:964.414/424	(66) (102) (28)
	3333, 3333 L 3336, 3336 L 3340, 3340 L 3342, 3342 L 3343, 3343 L 3345, 3345 L 3348, 3348 L 3351, 3351 L	01.13 - 01.13 - 01.13 - 01.13 - 01.13 - 01.13 - 01.13 - 01.13 -	Lenkstockhebel zur 1. VA / Pitman Arm to 1st FA für / for:508063 87 Baumuster / Type:964.016/026	(66) (102) (28)



MERCEDES-BENZ



AROCS 6x4 01.13 -

 <div style="border: 1px solid black; padding: 2px; display: inline-block;">1</div>	Lenkstange / Centre Rod Assembly Schubstange / Push Rod einseitig verstellbar / Adjustable on one side Länge [mm] / Length [mm]:870 Konusmaß [mm] / Cone Size [mm]:28,6 Rohr-Ø [mm] / Pipe Ø [mm]:42 mit Zubehör / with accessories mit Sicherungsmutter / with lock nut	(6) (85) (101) (69) (58) (80) (140) (138)	37505 01 27623 01	003 460 14 05 
	3333 K, 3333 LK 3336 K, 3336 LK 3340 K, 3340 LK 3342 K, 3342 LK 3343 K, 3343 LK 3345K, 3345 LK 3348 K, 3348 LK 3351 K, 3351 LK	01.13 - 01.13 - 01.13 - 01.13 - 01.13 - 01.13 - 01.13 - 01.13 -	Lenkstockhebel zur 1. VA / Pitman Arm to 1st FA für / for:508063 87 Baumuster / Type:964.216/226	(66) (102) (28)
	3333 B, 3333 LB 3336 B, 3336 LB 3340 B, 3340 LB 3342 B, 3342 LB 3343 B, 3343 LB 3345B, 3345 LB 3348 B, 3348 LB 3351 B, 3351 LB	01.13 - 01.13 - 01.13 - 01.13 - 01.13 - 01.13 - 01.13 - 01.13 -	Lenkstockhebel zur 1. VA / Pitman Arm to 1st FA für / for:508063 87 Baumuster / Type:964.316/326	(66) (102) (28)
	3333 S, 3333 LS 3336 S, 3336 LS 3340 S, 3340 LS 3342 S, 3342 LS 3343 S, 3343 LS 3345S, 3345 LS 3348 S, 3348 LS 3351 S, 3351 LS	01.13 - 01.13 - 01.13 - 01.13 - 01.13 - 01.13 - 01.13 - 01.13 -	Lenkstockhebel zur 1. VA / Pitman Arm to 1st FA für / for:508063 87 Baumuster / Type:964.416/426	(66) (102) (28)



MERCEDES-BENZ

AROCS 6x4 01.13 -

 1	Lenkstange / Centre Rod Assembly Schubstange / Push Rod einseitig verstellbar / Adjustable on one side Länge [mm] / Length [mm]:863 Konusmaß [mm] / Cone Size [mm]:28,6 Rohr-Ø [mm] / Pipe Ø [mm]:42 mit Zubehör / with accessories mit Sicherungsmutter / with lock nut	(6) (85) (101) (69) (58) (80) (140) (138)	37621 01 27623 01	003 460 15 05 
	2627, 2627 L 2630, 2630 L 2632, 2632 L 2633, 2633 L 2635, 2635 L 2636, 2636 L 2640, 2640 L 2642, 2642 L 2643, 2643 L 2645, 2645 L 2648, 2648 L 2651, 2651 L	01.13 - 01.13 - 01.13 - 01.13 - 01.13 - 01.13 - 01.13 - 01.13 - 01.13 - 01.13 - 01.13 -	Lenkstockhebel zur 1. VA / Pitman Arm to 1st FA für / for:508063 88 Baumuster / Type:964.014/024	(66) (102) (28)
	2627 K, 2627 LK 2630 K, 2630 LK 2632 K, 2632 LK 2633 K, 2633 LK 2635 K, 2635 LK 2636 K, 2636 LK 2640 K, 2640 LK 2642 K, 2642 LK 2643 K, 2643 LK 2645 K, 2645 LK 2648 K, 2648 LK 2651 K, 2651 LK	01.13 - 01.13 - 01.13 - 01.13 - 01.13 - 01.13 - 01.13 - 01.13 - 01.13 - 01.13 - 01.13 -	Lenkstockhebel zur 1. VA / Pitman Arm to 1st FA für / for:508063 88 Baumuster / Type:964.214/224	(66) (102) (28)
	2627 B, 2627 LB 2630 B, 2630 LB 2632 B, 2632 LB 2633 B, 2633 LB 2635 B, 2635 LB 2636 B, 2636 LB 2640 B, 2640 LB 2642 B, 2642 LB 2643 B, 2643 LB 2645 B, 2645 LB 2648 B, 2648 LB 2651 B, 2651 LB	01.13 - 01.13 - 01.13 - 01.13 - 01.13 - 01.13 - 01.13 - 01.13 - 01.13 - 01.13 - 01.13 -	Lenkstockhebel zur 1. VA / Pitman Arm to 1st FA für / for:508063 88 Baumuster / Type:964.314/324	(66) (102) (28)
	2627 S, 2627 LS 2630 S, 2630 LS 2632 S, 2632 LS 2633 S, 2633 LS 2635 S, 2635 LS 2636 S, 2636 LS 2640 S, 2640 LS 2642 S, 2642 LS 2643 S, 2643 LS 2645 S, 2645 LS 2648 S, 2648 LS 2651 S, 2651 LS	01.13 - 01.13 - 01.13 - 01.13 - 01.13 - 01.13 - 01.13 - 01.13 - 01.13 - 01.13 - 01.13 -	Lenkstockhebel zur 1. VA / Pitman Arm to 1st FA für / for:508063 88 Baumuster / Type:964.414/424	(66) (102) (28)
	3333, 3333 L 3336, 3336 L 3340, 3340 L 3342, 3342 L 3343, 3343 L 3345, 3345 L 3348, 3348 L 3351, 3351 L	01.13 - 01.13 - 01.13 - 01.13 - 01.13 - 01.13 - 01.13 - 01.13 -	Lenkstockhebel zur 1. VA / Pitman Arm to 1st FA für / for:508063 88 Baumuster / Type:964.016/026	(66) (102) (28)
	3333 K, 3333 LK 3336 K, 3336 LK 3340 K, 3340 LK 3342 K, 3342 LK 3343 K, 3343 LK 3345K, 3345 LK 3348 K, 3348 LK 3351 K, 3351 LK	01.13 - 01.13 - 01.13 - 01.13 - 01.13 - 01.13 - 01.13 - 01.13 -	Lenkstockhebel zur 1. VA / Pitman Arm to 1st FA für / for:508063 88 Baumuster / Type:964.216/226	(66) (102) (28)
	3333 B, 3333 LB 3336 B, 3336 LB 3340 B, 3340 LB 3342 B, 3342 LB 3343 B, 3343 LB 3345B, 3345 LB 3348 B, 3348 LB 3351 B, 3351 LB	01.13 - 01.13 - 01.13 - 01.13 - 01.13 - 01.13 - 01.13 - 01.13 -	Lenkstockhebel zur 1. VA / Pitman Arm to 1st FA für / for:508063 88 Baumuster / Type:964.316/326	(66) (102) (28)






MERCEDES-BENZ

AROCS

6x4



01.13 -

 1	<p>Lenkstange / Centre Rod Assembly Schubstange / Push Rod einseitig verstellbar / Adjustable on one side Länge [mm] / Length [mm]:863 Konusmaß [mm] / Cone Size [mm]:28,6 Rohr-Ø [mm] / Pipe Ø [mm]:42 mit Zubehör / with accessories mit Sicherungsmutter / with lock nut</p>	<p>(6) (85) (101) (69) (58) (80) (140) (138)</p>	<p>37621 01 003 460 15 05  27623 01</p> 	
	<p>3333 S, 3333 LS 01.13 - 3336 S, 3336 LS 01.13 - 3342 S, 3342 LS 01.13 - 3343 S, 3343 LS 01.13 - 3345S, 3345 LS 01.13 - 3348 S, 3348 LS 01.13 - 3351 S, 3351 LS 01.13 -</p>	<p>Lenkstockhebel zur 1. VA / Pitman Arm to 1st FA für / for:508063 88 Baumuster / Type:964.416/426</p>	<p>(66) (102) (28)</p>	



MERCEDES-BENZ



AROCS 6x4 01.13 -

 6	Spurstange / Rod Assembly Führungsstange / Guide Rod beidseitig verstellbar / Adjustable on both sides Länge [mm] / Length [mm]:1636 Konusmaß [mm] / Cone Size [mm]:32 Rohr-Ø [mm] / Pipe Ø [mm]:50 mit Zubehör / with accessories	(9) (46) (100) (69) (58) (80) (140)	37056 01 960 330 10 03  ▲ 12280 04 ▲ 11394 04	
	2627, 2627 L 2630, 2630 L 2632, 2632 L 2633, 2633 L 2635, 2635 L 2636, 2636 L 2640, 2640 L 2642, 2642 L 2643, 2643 L 2645, 2645 L 2648, 2648 L 2651, 2651 L	01.13 - 01.13 - 01.13 - 01.13 - 01.13 - 01.13 - 01.13 - 01.13 - 01.13 - 01.13 - 01.13 - 01.13 -	Achsausführung / Axle Version:739.508/506/526/568 Scheiben/Trommel / Disc/Drum Achslast [t] / Axle Load [t]:8 Baumuster / Type:964.014	(19) (82) (23) (28)
	2627 K, 2627 LK 2630 K, 2630 LK 2632 K, 2632 LK 2633 K, 2633 LK 2635 K, 2635 LK 2636 K, 2636 LK 2640 K, 2640 LK 2642 K, 2642 LK 2643 K, 2643 LK 2645 K, 2645 LK 2648 K, 2648 LK 2651 K, 2651 LK	01.13 - 01.13 - 01.13 - 01.13 - 01.13 - 01.13 - 01.13 - 01.13 - 01.13 - 01.13 - 01.13 - 01.13 -	Achsausführung / Axle Version:739.508/506/526/568 Scheiben/Trommel / Disc/Drum Achslast [t] / Axle Load [t]:8 Achslast [t] / Axle Load [t]:9 Baumuster / Type:964.214	(19) (82) (23) (23) (28)
	2627 B, 2627 LB 2630 B, 2630 LB 2632 B, 2632 LB 2633 B, 2633 LB 2635 B, 2635 LB 2636 B, 2636 LB 2640 B, 2640 LB 2642 B, 2642 LB 2643 B, 2643 LB 2645 B, 2645 LB 2648 B, 2648 LB 2651 B, 2651 LB	01.13 - 01.13 - 01.13 - 01.13 - 01.13 - 01.13 - 01.13 - 01.13 - 01.13 - 01.13 - 01.13 - 01.13 -	Achsausführung / Axle Version:739.508/506/526/568 Scheiben/Trommel / Disc/Drum Achslast [t] / Axle Load [t]:8 Achslast [t] / Axle Load [t]:9 Baumuster / Type:964.314	(19) (82) (23) (23) (28)
	2627 S, 2627 LS 2630 S, 2630 LS 2632 S, 2632 LS 2633 S, 2633 LS 2635 S, 2635 LS 2636 S, 2636 LS 2640 S, 2640 LS 2642 S, 2642 LS 2643 S, 2643 LS 2645 S, 2645 LS 2648 S, 2648 LS 2651 S, 2651 LS	01.13 - 01.13 - 01.13 - 01.13 - 01.13 - 01.13 - 01.13 - 01.13 - 01.13 - 01.13 - 01.13 - 01.13 -	Achsausführung / Axle Version:739.508/506/526/568 Scheiben/Trommel / Disc/Drum Achslast [t] / Axle Load [t]:8 Achslast [t] / Axle Load [t]:9 Baumuster / Type:964.414	(19) (82) (23) (23) (28)
	3333, 3333 L 3336, 3336 L 3340, 3340 L 3342, 3342 L 3343, 3343 L 3345, 3345 L 3348, 3348 L 3351, 3351 L	01.13 - 01.13 - 01.13 - 01.13 - 01.13 - 01.13 - 01.13 - 01.13 -	Achsausführung / Axle Version:739.508/506/526/568 Scheiben/Trommel / Disc/Drum Achslast [t] / Axle Load [t]:8 Baumuster / Type:964.016	(19) (82) (23) (28)
	3333 K, 3333 LK 3336 K, 3336 LK 3340 K, 3340 LK 3342 K, 3342 LK 3343 K, 3343 LK 3345K, 3345 LK 3348 K, 3348 LK 3351 K, 3351 LK	01.13 - 01.13 - 01.13 - 01.13 - 01.13 - 01.13 - 01.13 - 01.13 -	Achsausführung / Axle Version:739.508/506/526/568 Scheiben/Trommel / Disc/Drum Achslast [t] / Axle Load [t]:8 Achslast [t] / Axle Load [t]:9 Baumuster / Type:964.216	(19) (82) (23) (23) (28)
	3333 B, 3333 LB 3336 B, 3336 LB 3340 B, 3340 LB 3342 B, 3342 LB 3343 B, 3343 LB 3345B, 3345 LB 3348 B, 3348 LB 3351 B, 3351 LB	01.13 - 01.13 - 01.13 - 01.13 - 01.13 - 01.13 - 01.13 - 01.13 -	Achsausführung / Axle Version:739.508/506/526/568 Scheiben/Trommel / Disc/Drum Achslast [t] / Axle Load [t]:8 Achslast [t] / Axle Load [t]:9 Baumuster / Type:964.316	(19) (82) (23) (23) (28)



MERCEDES-BENZ



AROCS 6x4 01.13 -

 6	Spurstange / Rod Assembly Führungsstange / Guide Rod beidseitig verstellbar / Adjustable on both sides Länge [mm] / Length [mm]:1636 Konusmaß [mm] / Cone Size [mm]:32 Rohr-Ø [mm] / Pipe Ø [mm]:50 mit Zubehör / with accessories	(9) (46) (100) (69) (58) (80) (140)	37056 01 960 330 10 03 ▲ 12280 04 ▲ 11394 04 	
	3333 S, 3333 LS 01.13 - 3336 S, 3336 LS 01.13 - 3340 S, 3340 LS 01.13 - 3342 S, 3342 LS 01.13 - 3343 S, 3343 LS 01.13 - 3345S, 3345 LS 01.13 - 3348 S, 3348 LS 01.13 - 3351 S, 3351 LS 01.13 -	Achsausführung / Axle Version:739.508/506/526/568 Scheiben/Trommel / Disc/Drum Achslast [t] / Axle Load [t]:8 Achslast [t] / Axle Load [t]:9 Baumuster / Type:964.416	(19) (82) (23) (23) (28)	



MERCEDES-BENZ



AROCS 6x4 01.13 -

 6	Spurstange / Rod Assembly Führungsstange / Guide Rod beidseitig verstellbar / Adjustable on both sides Länge [mm] / Length [mm]:1660 Konussteigung / Cone Pitch:32 Rohr-Ø [mm] / Pipe Ø [mm]:50 mit Zubehör / with accessories	(9) (46) (100) (69) (59) (80) (140)	37058 01 960 330 11 03 ▲ 12280 04 ▲ 11394 04 
	2627, 2627 L 01.13 - 2630, 2630 L 01.13 - 2632, 2632 L 01.13 - 2633, 2633 L 01.13 - 2635, 2635 L 01.13 - 2636, 2636 L 01.13 - 2640, 2640 L 01.13 - 2642, 2642 L 01.13 - 2643, 2643 L 01.13 - 2645, 2645 L 01.13 - 2648, 2648 L 01.13 - 2651, 2651 L 01.13 -	Achsausführung / Axle Version:739.516/566 Achslast [t] / Axle Load [t]:8 Achslast [t] / Axle Load [t]:9 für / for:504310 76 Scheibenbremse / Disc Brake Baumuster / Type:964.024	(19) (23) (23) (102) (83) (28)
2627, 2627 L 2630, 2630 L 2632, 2632 L 2633, 2633 L 2635, 2635 L 2636, 2636 L 2640, 2640 L 2642, 2642 L 2643, 2643 L 2645, 2645 L 2648, 2648 L 2651, 2651 L	01.13 - 01.13 - 01.13 - 01.13 - 01.13 - 01.13 - 01.13 - 01.13 - 01.13 - 01.13 - 01.13 - 01.13 -	Achsausführung / Axle Version:739.516/514/564/566 Achslast [t] / Axle Load [t]:8 Achslast [t] / Axle Load [t]:9 für / for:504310 76 Scheiben/Trommel / Disc/Drum Baumuster / Type:964.014	(19) (23) (23) (102) (82) (28)
2627 K, 2627 LK 2630 K, 2630 LK 2632 K, 2632 LK 2633 K, 2633 LK 2635 K, 2635 LK 2636 K, 2636 LK 2640 K, 2640 LK 2642 K, 2642 LK 2643 K, 2643 LK	01.13 - 01.13 - 01.13 - 01.13 - 01.13 - 01.13 - 01.13 - 01.13 - 01.13 -	Achsausführung / Axle Version:739.514/516/564/566 Scheiben/Trommel / Disc/Drum Achslast [t] / Axle Load [t]:8 Achslast [t] / Axle Load [t]:9 für / for:504310 76 Baumuster / Type:964.214/224	(19) (82) (23) (23) (102) (28)
2627 K, 2627 LK 2630 K, 2630 LK 2632 K, 2632 LK 2633 K, 2633 LK 2635 K, 2635 LK 2636 K, 2636 LK 2640 K, 2640 LK 2642 K, 2642 LK 2643 K, 2643 LK	01.13 - 01.13 - 01.13 - 01.13 - 01.13 - 01.13 - 01.13 - 01.13 - 01.13 -	Achsausführung / Axle Version:739.516/566 Scheibenbremse / Disc Brake Achslast [t] / Axle Load [t]:8 Achslast [t] / Axle Load [t]:9 für / for:504310 76 Baumuster / Type:964.224	(19) (83) (23) (23) (102) (28)
2627 B, 2627 LB 2630 B, 2630 LB 2632 B, 2632 LB 2633 B, 2633 LB 2635 B, 2635 LB 2636 B, 2636 LB 2640 B, 2640 LB 2642 B, 2642 LB 2643 B, 2643 LB 2645 B, 2645 LB 2648 B, 2648 LB 2651 B, 2651 LB	01.13 - 01.13 - 01.13 - 01.13 - 01.13 - 01.13 - 01.13 - 01.13 - 01.13 - 01.13 - 01.13 - 01.13 -	Achsausführung / Axle Version:739.516/566 Scheibenbremse / Disc Brake Achslast [t] / Axle Load [t]:8 Achslast [t] / Axle Load [t]:9 Baumuster / Type:964.314/324	(19) (83) (23) (23) (23) (28)
2627 S, 2627 LS 2630 S, 2630 LS 2632 S, 2632 LS 2633 S, 2633 LS 2635 S, 2635 LS 2636 S, 2636 LS 2640 S, 2640 LS 2642 S, 2642 LS 2643 S, 2643 LS 2645 S, 2645 LS 2648 S, 2648 LS 2651 S, 2651 LS	01.13 - 01.13 - 01.13 - 01.13 - 01.13 - 01.13 - 01.13 - 01.13 - 01.13 - 01.13 - 01.13 -	Achsausführung / Axle Version:739.514/516/564/566 Scheiben/Trommel / Disc/Drum Achslast [t] / Axle Load [t]:8 Achslast [t] / Axle Load [t]:9 Baumuster / Type:964.414/424	(19) (82) (23) (23) (23) (28)



MERCEDES-BENZ







AROCS 6x4 01.13 -

 6	Spurstange / Rod Assembly Führungsstange / Guide Rod beidseitig verstellbar / Adjustable on both sides Länge [mm] / Length [mm]:1660 Konussteigung / Cone Pitch:32 Rohr-Ø [mm] / Pipe Ø [mm]:50 mit Zubehör / with accessories	(9) (46) (100) (69) (59) (80) (140)	37058 01 960 330 11 03  ▲ 12280 04 ▲ 11394 04
	3333, 3333 L 01.13 - 3336, 3336 L 01.13 - 3340, 3340 L 01.13 - 3342, 3342 L 01.13 - 3343, 3343 L 01.13 - 3345, 3345 L 01.13 - 3348, 3348 L 01.13 - 3351, 3351 L 01.13 -	Achsausführung / Axle Version:739.516/514/564/566 Achslast [t] / Axle Load [t]:8 Achslast [t] / Axle Load [t]:9 für / for:504310 76 Scheibenbremse / Disc Brake Baumuster / Type:964.016/026	(19) (23) (23) (102) (83) (28)
3333 K, 3333 LK 01.13 - 3336 K, 3336 LK 01.13 - 3340 K, 3340 LK 01.13 - 3342 K, 3342 LK 01.13 - 3343 K, 3343 LK 01.13 - 3345K, 3345 LK 01.13 - 3348 K, 3348 LK 01.13 - 3351 K, 3351 LK 01.13 -	Achsausführung / Axle Version:739.516/566/514/564 Achslast [t] / Axle Load [t]:8 Achslast [t] / Axle Load [t]:9 für / for:504310 76 Scheiben/Trommel / Disc/Drum Baumuster / Type:964.216/226	(19) (23) (23) (102) (82) (28)	
3333 B, 3333 LB 01.13 - 3336 B, 3336 LB 01.13 - 3340 B, 3340 LB 01.13 - 3342 B, 3342 LB 01.13 - 3343 B, 3343 LB 01.13 - 3345B, 3345 LB 01.13 - 3348 B, 3348 LB 01.13 - 3351 B, 3351 LB 01.13 -	Achsausführung / Axle Version:739.516/566/514/564 Achslast [t] / Axle Load [t]:8 Achslast [t] / Axle Load [t]:9 für / for:504310 76 Scheiben/Trommel / Disc/Drum Baumuster / Type:964.316/326	(19) (23) (23) (102) (82) (28)	
3333 S, 3333 LS 01.13 - 3336 S, 3336 LS 01.13 - 3340 S, 3340 LS 01.13 - 3342 S, 3342 LS 01.13 - 3343 S, 3343 LS 01.13 - 3345S, 3345 LS 01.13 - 3348 S, 3348 LS 01.13 - 3351 S, 3351 LS 01.13 -	Achsausführung / Axle Version:739.514/516/564/566 Scheiben/Trommel / Disc/Drum für / for:504310 76 Achslast [t] / Axle Load [t]:8 Achslast [t] / Axle Load [t]:9 Baumuster / Type:964.416	(19) (82) (102) (23) (23) (28)	
3333 S, 3333 LS 01.13 - 3336 S, 3336 LS 01.13 - 3340 S, 3340 LS 01.13 - 3342 S, 3342 LS 01.13 - 3343 S, 3343 LS 01.13 - 3345S, 3345 LS 01.13 - 3348 S, 3348 LS 01.13 - 3351 S, 3351 LS 01.13 -	Achsausführung / Axle Version:739.516/566 Trommelbremse / Drum Brake für / for:504310 76 Achslast [t] / Axle Load [t]:8 Achslast [t] / Axle Load [t]:9 Baumuster / Type:964.426	(19) (86) (102) (23) (23) (28)	



MERCEDES-BENZ









AROCS 6x4 01.13 -

 10	Lenker, Radaufhängung / Track Control Arm Längslenker / Trailing Arm nicht verstellbar / not adjustable Länge [mm] / Length [mm]:615 Rohr-Ø [mm] / Pipe Ø [mm]:52 Bohrung-Ø 1 / Bohrung-Ø 2 [mm] / Bore Ø 1 / Bore Ø 2 [mm]:21/21 Lochabstand 1/Lochabstand 2 / Hole Pitch 1/ Hole Pitch 2:152/152 Molekularlager / Molecular Bearing	(5) (70) (146) (69) (80) (30) (67) (71)	22989 01 © 25158 01 	948 350 25 05
	3333, 3333 L 3336, 3336 L 3340, 3340 L 3342, 3342 L 3343, 3343 L 3345, 3345 L 3348, 3348 L 3351, 3351 L	01.13 - 01.13 - 01.13 - 01.13 - 01.13 - 01.13 - 01.13 - 01.13 -	 Doppelachse mit zwei angetriebenen Achsen / Double axle with two driven axles für / for:517144 13/20 Baumuster / Type:964.016	(37) (102) (28)
	3333 K, 3333 LK 3336 K, 3336 LK 3340 K, 3340 LK 3342 K, 3342 LK 3343 K, 3343 LK 3345K, 3345 LK 3348 K, 3348 LK 3351 K, 3351 LK	01.13 - 01.13 - 01.13 - 01.13 - 01.13 - 01.13 - 01.13 - 01.13 -	 Doppelachsaggregat / Tandem-axle Assembly für / for:517144 13/20 Baumuster / Type:964.216	(36) (102) (28)
	3333 B, 3333 LB 3336 B, 3336 LB 3340 B, 3340 LB 3342 B, 3342 LB 3343 B, 3343 LB 3345B, 3345 LB 3348 B, 3348 LB 3351 B, 3351 LB	01.13 - 01.13 - 01.13 - 01.13 - 01.13 - 01.13 - 01.13 - 01.13 -	 Doppelachsaggregat / Tandem-axle Assembly Scheibenbremse / Disc Brake für / for:517144 13/20 Baumuster / Type:964.316	(36) (83) (102) (28)
	3333 S, 3333 LS 3336 S, 3336 LS 3340 S, 3340 LS 3342 S, 3342 LS 3343 S, 3343 LS 3345S, 3345 LS 3348 S, 3348 LS 3351 S, 3351 LS	01.13 - 01.13 - 01.13 - 01.13 - 01.13 - 01.13 - 01.13 - 01.13 -	 Doppelachse mit zwei angetriebenen Achsen / Double axle with two driven axles für / for:517144 13/30 Baumuster / Type:964.416	(37) (102) (28)



MERCEDES-BENZ

AROCS 6x4 01.13 -

 10	Lenker, Radaufhängung / Track Control Arm		(5)	29461 01 948 350 24 05 © 25158 01	
	Längslenker / Trailing Arm nicht verstellbar / not adjustable Länge [mm] / Length [mm]:565 Rohr-Ø [mm] / Pipe Ø [mm]:52 Bohrung-Ø 1 / Bohrung-Ø 2 [mm] / Bore Ø 1 / Bore Ø 2 [mm]:21/21 Lochabstand 1/Lochabstand 2 / Hole Pitch 1/ Hole Pitch 2:152/152 Molekularlager / Molecular Bearing		(70) (146) (69) (80) (30) (67) (71)		
	2627, 2627 L 2630, 2630 L 2632, 2632 L 2633, 2633 L 2635, 2635 L 2636, 2636 L 2640, 2640 L 2642, 2642 L 2643, 2643 L 2645, 2645 L 2648, 2648 L 2651, 2651 L	01.13 - 01.13 - 01.13 - 01.13 - 01.13 - 01.13 - 01.13 - 01.13 - 01.13 - 01.13 - 01.13 - 01.13 -		Antriebsachse / Drive Axle Baumuster / Type:964.014	(25) (28)
	2627 K, 2627 LK 2630 K, 2630 LK 2632 K, 2632 LK 2633 K, 2633 LK 2635 K, 2635 LK 2636 K, 2636 LK 2640 K, 2640 LK 2642 K, 2642 LK 2643 K, 2643 LK	01.13 - 01.13 - 01.13 - 01.13 - 01.13 - 01.13 - 01.13 - 01.13 - 01.13 -		 Doppelachse mit zwei angetriebenen Achsen / Double axle with two driven axles Baumuster / Type:964.214	(37) (28)
	2627 B, 2627 LB 2630 B, 2630 LB 2632 B, 2632 LB 2633 B, 2633 LB 2635 B, 2635 LB 2636 B, 2636 LB 2640 B, 2640 LB 2642 B, 2642 LB 2643 B, 2643 LB 2645 B, 2645 LB 2648 B, 2648 LB 2651 B, 2651 LB	01.13 - 01.13 - 01.13 - 01.13 - 01.13 - 01.13 - 01.13 - 01.13 - 01.13 - 01.13 - 01.13 -		 Doppelachse mit zwei angetriebenen Achsen / Double axle with two driven axles Baumuster / Type:964.314	(37) (28)
	2627 S, 2627 LS 2630 S, 2630 LS 2632 S, 2632 LS 2633 S, 2633 LS 2635 S, 2635 LS 2636 S, 2636 LS 2640 S, 2640 LS 2642 S, 2642 LS 2643 S, 2643 LS 2645 S, 2645 LS 2648 S, 2648 LS 2651 S, 2651 LS	01.13 - 01.13 - 01.13 - 01.13 - 01.13 - 01.13 - 01.13 - 01.13 - 01.13 - 01.13 - 01.13 -		 Doppelachse mit zwei angetriebenen Achsen / Double axle with two driven axles für / for:517144 Baumuster / Type:964.414	(37) (102) (28)
	3333, 3333 L 3336, 3336 L 3340, 3340 L 3342, 3342 L 3343, 3343 L 3345, 3345 L 3348, 3348 L 3351, 3351 L	01.13 - 01.13 - 01.13 - 01.13 - 01.13 - 01.13 - 01.13 - 01.13 -		 Doppelachse mit zwei angetriebenen Achsen / Double axle with two driven axles Baumuster / Type:964.016	(37) (28)
	3333 K, 3333 LK 3336 K, 3336 LK 3340 K, 3340 LK 3342 K, 3342 LK 3343 K, 3343 LK 3345K, 3345 LK 3348 K, 3348 LK 3351 K, 3351 LK	01.13 - 01.13 - 01.13 - 01.13 - 01.13 - 01.13 - 01.13 - 01.13 -		 Doppelachsaggregat / Tandem-axle Assembly Baumuster / Type:964.216	(36) (28)
	3333 B, 3333 LB 3336 B, 3336 LB 3340 B, 3340 LB 3342 B, 3342 LB 3343 B, 3343 LB 3345B, 3345 LB 3348 B, 3348 LB 3351 B, 3351 LB	01.13 - 01.13 - 01.13 - 01.13 - 01.13 - 01.13 - 01.13 - 01.13 -		 Doppelachsaggregat / Tandem-axle Assembly Scheibenbremse / Disc Brake Baumuster / Type:964.316	(36) (83) (28)



MERCEDES-BENZ








AROCS 6x4 01.13 -

10	Lenker, Radaufhängung / Track Control Arm Längslenker / Trailing Arm nicht verstellbar / not adjustable Länge [mm] / Length [mm]:565 Rohr-Ø [mm] / Pipe Ø [mm]:52 Bohrung-Ø 1 / Bohrung-Ø 2 [mm] / Bore Ø 1 / Bore Ø 2 [mm]:21/21 Lochabstand 1/Lochabstand 2 / Hole Pitch 1/ Hole Pitch 2:152/152 Molekularlager / Molecular Bearing	(5) (70) (146) (69) (80) (30) (67) (71)	29461 01 948 350 24 05 © 25158 01 	
	3333 S, 3333 LS 01.13 - 3336 S, 3336 LS 01.13 - 3340 S, 3340 LS 01.13 - 3342 S, 3342 LS 01.13 - 3343 S, 3343 LS 01.13 - 3345S, 3345 LS 01.13 - 3348 S, 3348 LS 01.13 - 3351 S, 3351 LS 01.13 -	Doppelachse mit zwei angetriebenen Achsen / Double axle with two driven axles Baumuster / Type:964.416	(37) (28)	
8	Lenker, Radaufhängung / Track Control Arm Dreieckslenker (Nfz) / Wishbone (CV) Länge [mm] / Length [mm]:622 Rohr-Ø [mm] / Pipe Ø [mm]:46 Bohrung-Ø 1 / Bohrung-Ø 2 [mm] / Bore Ø 1 / Bore Ø 2 [mm]:25/25/25 Lochabstand 1/Lochabstand 2 / Hole Pitch 1/ Hole Pitch 2:152/130/130 Molekularlager / Molecular Bearing	(5) (38) (69) (80) (30) (67) (71)	21168 01 942 350 15 05 © 30587 01 © 30589 01 	
	2627, 2627 L 01.13 - 2630, 2630 L 01.13 - 2632, 2632 L 01.13 - 2633, 2633 L 01.13 - 2635, 2635 L 01.13 - 2636, 2636 L 01.13 - 2640, 2640 L 01.13 - 2642, 2642 L 01.13 - 2643, 2643 L 01.13 - 2645, 2645 L 01.13 - 2648, 2648 L 01.13 - 2651, 2651 L 01.13 -	Antriebsachse / Drive Axle Achsausführung / Axle Version:6x2/2 Baumuster / Type:964.024	(25) (19) (28)	
	2627 K, 2627 LK 01.13 - 2630 K, 2630 LK 01.13 - 2632 K, 2632 LK 01.13 - 2633 K, 2633 LK 01.13 - 2635 K, 2635 LK 01.13 - 2636 K, 2636 LK 01.13 - 2640 K, 2640 LK 01.13 - 2642 K, 2642 LK 01.13 - 2643 K, 2643 LK 01.13 -	Doppelachse mit zwei angetriebenen Achsen / Double axle with two driven axles für / for:539148 07 Baumuster / Type:964.224	(37) (102) (28)	
	2627 B, 2627 LB 01.13 - 2630 B, 2630 LB 01.13 - 2632 B, 2632 LB 01.13 - 2633 B, 2633 LB 01.13 - 2635 B, 2635 LB 01.13 - 2636 B, 2636 LB 01.13 - 2640 B, 2640 LB 01.13 - 2642 B, 2642 LB 01.13 - 2643 B, 2643 LB 01.13 - 2645 B, 2645 LB 01.13 - 2648 B, 2648 LB 01.13 - 2651 B, 2651 LB 01.13 -	Doppelachse mit zwei angetriebenen Achsen / Double axle with two driven axles für / for:539148 07 Baumuster / Type:964.324	(37) (102) (28)	
	2627 S, 2627 LS 01.13 - 2630 S, 2630 LS 01.13 - 2632 S, 2632 LS 01.13 - 2633 S, 2633 LS 01.13 - 2635 S, 2635 LS 01.13 - 2636 S, 2636 LS 01.13 - 2640 S, 2640 LS 01.13 - 2642 S, 2642 LS 01.13 - 2643 S, 2643 LS 01.13 - 2645 S, 2645 LS 01.13 - 2648 S, 2648 LS 01.13 - 2651 S, 2651 LS 01.13 -	Doppelachse mit zwei angetriebenen Achsen / Double axle with two driven axles für / for:539148 07 Baumuster / Type:964.414	(37) (102) (28)	



MERCEDES-BENZ










AROCS 6x4 01.13 -

8	Lenker, Radaufhängung / Track Control Arm Dreieckslenker (Nfz) / Wishbone (CV) Länge [mm] / Length [mm]:622 Lochabstand 1/Lochabstand 2 / Hole Pitch 1/ Hole Pitch 2:152/130/130 Bohrung-Ø 1 / Bohrung-Ø 2 [mm] / Bore Ø 1 / Bore Ø 2 [mm]:25/25/25 Rohr-Ø [mm] / Pipe Ø [mm]:46 Molekularlager / Molecular Bearing	(5) (38) (69) (67) (30) (80) (71)		23069 02 948 350 30 05 © 30590 01 © 30589 01	
	2627, 2627 L 01.13 - 2630, 2630 L 01.13 - 2632, 2632 L 01.13 - 2633, 2633 L 01.13 - 2635, 2635 L 01.13 - 2636, 2636 L 01.13 - 2640, 2640 L 01.13 - 2642, 2642 L 01.13 - 2643, 2643 L 01.13 - 2645, 2645 L 01.13 - 2648, 2648 L 01.13 - 2651, 2651 L 01.13 -		Antriebsachse / Drive Axle Achslast [t] / Axle Load [t]:2x10 Achslast [t] / Axle Load [t]:2x13 Scheibenbremse / Disc Brake Baumuster / Type:964.014		(25) (23) (23) (83) (28)
	2627 K, 2627 LK 01.13 - 2630 K, 2630 LK 01.13 - 2632 K, 2632 LK 01.13 - 2633 K, 2633 LK 01.13 - 2635 K, 2635 LK 01.13 - 2636 K, 2636 LK 01.13 - 2640 K, 2640 LK 01.13 - 2642 K, 2642 LK 01.13 - 2643 K, 2643 LK 01.13 -		 Doppelachse mit zwei angetriebenen Achsen / Double axle with two driven axles Scheibenbremse / Disc Brake Achslast [t] / Axle Load [t]:2x10 Achslast [t] / Axle Load [t]:2x13 für / for:517142 17 Baumuster / Type:964.214		(37) (83) (23) (23) (102) (28)
	2627 B, 2627 LB 01.13 - 2630 B, 2630 LB 01.13 - 2632 B, 2632 LB 01.13 - 2633 B, 2633 LB 01.13 - 2635 B, 2635 LB 01.13 - 2636 B, 2636 LB 01.13 - 2640 B, 2640 LB 01.13 - 2642 B, 2642 LB 01.13 - 2643 B, 2643 LB 01.13 - 2645 B, 2645 LB 01.13 - 2648 B, 2648 LB 01.13 - 2651 B, 2651 LB 01.13 -		 Doppelachse mit zwei angetriebenen Achsen / Double axle with two driven axles Achslast [t] / Axle Load [t]:2x10 Achslast [t] / Axle Load [t]:2x13 Baumuster / Type:964.314		(37) (23) (23) (28)
	2627 S, 2627 LS 01.13 - 2630 S, 2630 LS 01.13 - 2632 S, 2632 LS 01.13 - 2633 S, 2633 LS 01.13 - 2635 S, 2635 LS 01.13 - 2636 S, 2636 LS 01.13 - 2640 S, 2640 LS 01.13 - 2642 S, 2642 LS 01.13 - 2643 S, 2643 LS 01.13 - 2645 S, 2645 LS 01.13 - 2648 S, 2648 LS 01.13 - 2651 S, 2651 LS 01.13 -		 Doppelachse mit zwei angetriebenen Achsen / Double axle with two driven axles Achslast [t] / Axle Load [t]:2x10 Achslast [t] / Axle Load [t]:2x13 Scheibenbremse / Disc Brake Baumuster / Type:964.414		(37) (23) (23) (83) (28)
	3333, 3333 L 01.13 - 3336, 3336 L 01.13 - 3340, 3340 L 01.13 - 3342, 3342 L 01.13 - 3343, 3343 L 01.13 - 3345, 3345 L 01.13 - 3348, 3348 L 01.13 - 3351, 3351 L 01.13 -		 Doppelachse mit zwei angetriebenen Achsen / Double axle with two driven axles Achslast [t] / Axle Load [t]:2x10 Achslast [t] / Axle Load [t]:2x13 Scheibenbremse / Disc Brake Baumuster / Type:964.016		(37) (23) (23) (83) (28)
	3333 K, 3333 LK 01.13 - 3336 K, 3336 LK 01.13 - 3340 K, 3340 LK 01.13 - 3342 K, 3342 LK 01.13 - 3343 K, 3343 LK 01.13 - 3345K, 3345 LK 01.13 - 3348 K, 3348 LK 01.13 - 3351 K, 3351 LK 01.13 -		 Doppelachsaggregat / Tandem-axle Assembly Antriebsachse / Drive Axle Achslast [t] / Axle Load [t]:2x10 Achslast [t] / Axle Load [t]:2x13 Scheibenbremse / Disc Brake Baumuster / Type:964.216		(36) (25) (23) (23) (83) (28)
	3333 B, 3333 LB 01.13 - 3336 B, 3336 LB 01.13 - 3340 B, 3340 LB 01.13 - 3342 B, 3342 LB 01.13 - 3343 B, 3343 LB 01.13 - 3345B, 3345 LB 01.13 - 3348 B, 3348 LB 01.13 - 3351 B, 3351 LB 01.13 -		 Doppelachsaggregat / Tandem-axle Assembly Achslast [t] / Axle Load [t]:2x10 Scheibenbremse / Disc Brake Baumuster / Type:964.316		(36) (23) (83) (28)



MERCEDES-BENZ















AROCS 6x4 01.13 -

 8	Lenker, Radaufhängung / Track Control Arm Dreieckslenker (Nfz) / Wishbone (CV) Länge [mm] / Length [mm]:622 Lochabstand 1/Lochabstand 2 / Hole Pitch 1/ Hole Pitch 2:152/130/130 Bohrung-Ø 1 / Bohrung-Ø 2 [mm] / Bore Ø 1 / Bore Ø 2 [mm]:25/25/25 Rohr-Ø [mm] / Pipe Ø [mm]:46 Molekularlager / Molecular Bearing	(5) (38) (69) (67) (30) (80) (71)	23069 02 948 350 30 05 © 30590 01 © 30589 01	
	3333 S, 3333 LS 01.13 - 3336 S, 3336 LS 01.13 - 3340 S, 3340 LS 01.13 - 3342 S, 3342 LS 01.13 - 3343 S, 3343 LS 01.13 - 3345S, 3345 LS 01.13 - 3348 S, 3348 LS 01.13 - 3351 S, 3351 LS 01.13 -	 Doppelachse mit zwei angetriebenen Achsen / Double axle with two driven axles für / for:517142 09 Achslast [t] / Axle Load [t]:2x13 Scheibenbremse / Disc Brake Baumuster / Type:964.416	(37) (102) (23) (83) (28)	
 8	Lenker, Radaufhängung / Track Control Arm Dreieckslenker (Nfz) / Wishbone (CV) Länge [mm] / Length [mm]:667 Lochabstand 1/Lochabstand 2 / Hole Pitch 1/ Hole Pitch 2:152/130/130 Bohrung-Ø 1 / Bohrung-Ø 2 [mm] / Bore Ø 1 / Bore Ø 2 [mm]:25/23/23 Rohr-Ø [mm] / Pipe Ø [mm]:60 Molekularlager / Molecular Bearing	(5) (38) (69) (67) (30) (80) (71)	25314 01 948 350 23 05 © 28706 01 © 28705 01	
	3333, 3333 L 01.13 - 3336, 3336 L 01.13 - 3340, 3340 L 01.13 - 3342, 3342 L 01.13 - 3343, 3343 L 01.13 - 3345, 3345 L 01.13 - 3348, 3348 L 01.13 - 3351, 3351 L 01.13 -	 Doppelachse mit zwei angetriebenen Achsen / Double axle with two driven axles für / for:517142 22 Scheibenbremse / Disc Brake Baumuster / Type:964.016	(37) (102) (83) (28)	
	3333 K, 3333 LK 01.13 - 3336 K, 3336 LK 01.13 - 3340 K, 3340 LK 01.13 - 3342 K, 3342 LK 01.13 - 3343 K, 3343 LK 01.13 - 3345K, 3345 LK 01.13 - 3348 K, 3348 LK 01.13 - 3351 K, 3351 LK 01.13 -	 Doppelachsaggregat / Tandem-axle Assembly Antriebsachse / Drive Axle Achslast [t] / Axle Load [t]:2x18 Scheibenbremse / Disc Brake Baumuster / Type:964.216	(36) (25) (23) (83) (28)	
	3333 B, 3333 LB 01.13 - 3336 B, 3336 LB 01.13 - 3340 B, 3340 LB 01.13 - 3342 B, 3342 LB 01.13 - 3343 B, 3343 LB 01.13 - 3345B, 3345 LB 01.13 - 3348 B, 3348 LB 01.13 - 3351 B, 3351 LB 01.13 -	 Doppelachsaggregat / Tandem-axle Assembly Achslast [t] / Axle Load [t]:2x18 Scheibenbremse / Disc Brake Baumuster / Type:964.316	(36) (23) (83) (28)	
	3333 S, 3333 LS 01.13 - 3336 S, 3336 LS 01.13 - 3340 S, 3340 LS 01.13 - 3342 S, 3342 LS 01.13 - 3343 S, 3343 LS 01.13 - 3345S, 3345 LS 01.13 - 3348 S, 3348 LS 01.13 - 3351 S, 3351 LS 01.13 -	 Doppelachse mit zwei angetriebenen Achsen / Double axle with two driven axles für / for:517142 22 Scheibenbremse / Disc Brake Baumuster / Type:964.416	(37) (102) (83) (28)	



MERCEDES-BENZ










AROCS 6x4 01.13 -

 8	<p>Lenker, Radaufhängung / Track Control Arm Dreieckslenker (Nfz) / Wishbone (CV) Länge [mm] / Length [mm]:621,5 Rohr-Ø [mm] / Pipe Ø [mm]:60 Bohrung-Ø 1 / Bohrung-Ø 2 [mm] / Bore Ø 1 / Bore Ø 2 [mm]:25/23/23 Lochabstand 1/Lochabstand 2 / Hole Pitch 1/ Hole Pitch 2:152/130/130 Molekularlager / Molecular Bearing</p>	<p>(5) (38) (69) (80) (30) (67) (71)</p>	<p>26031 01 948 350 22 05 © 28706 01 © 28705 01</p>																																																																					
	<table border="0"> <tr> <td>3333, 3333 L</td> <td>01.13 -</td> <td rowspan="10" style="vertical-align: top;">  Doppelachse mit zwei angetriebenen Achsen / Double axle with two driven axles Achslast [t] / Axle Load [t]:2x16 Scheibenbremse / Disc Brake Baumuster / Type:964.016 </td> <td style="vertical-align: top;"> (37) (23) (83) (28) </td> </tr> <tr> <td>3336, 3336 L</td> <td>01.13 -</td> </tr> <tr> <td>3340, 3340 L</td> <td>01.13 -</td> </tr> <tr> <td>3342, 3342 L</td> <td>01.13 -</td> </tr> <tr> <td>3343, 3343 L</td> <td>01.13 -</td> </tr> <tr> <td>3345, 3345 L</td> <td>01.13 -</td> </tr> <tr> <td>3348, 3348 L</td> <td>01.13 -</td> </tr> <tr> <td>3351, 3351 L</td> <td>01.13 -</td> </tr> <tr> <td>3333 K, 3333 LK</td> <td>01.13 -</td> <td rowspan="10" style="vertical-align: top;">  Doppelachsaggregat / Tandem-axle Assembly Antriebsachse / Drive Axle Achslast [t] / Axle Load [t]:2x16 Scheibenbremse / Disc Brake Baumuster / Type:964.216 </td> <td style="vertical-align: top;"> (36) (25) (23) (83) (28) </td> </tr> <tr> <td>3336 K, 3336 LK</td> <td>01.13 -</td> </tr> <tr> <td>3340 K, 3340 LK</td> <td>01.13 -</td> </tr> <tr> <td>3342 K, 3342 LK</td> <td>01.13 -</td> </tr> <tr> <td>3343 K, 3343 LK</td> <td>01.13 -</td> </tr> <tr> <td>3345K, 3345 LK</td> <td>01.13 -</td> </tr> <tr> <td>3348 K, 3348 LK</td> <td>01.13 -</td> </tr> <tr> <td>3351 K, 3351 LK</td> <td>01.13 -</td> </tr> <tr> <td>3333 B, 3333 LB</td> <td>01.13 -</td> <td rowspan="10" style="vertical-align: top;">  Doppelachsaggregat / Tandem-axle Assembly Achslast [t] / Axle Load [t]:2x16 Scheibenbremse / Disc Brake Baumuster / Type:964.316 </td> <td style="vertical-align: top;"> (36) (23) (83) (28) </td> </tr> <tr> <td>3336 B, 3336 LB</td> <td>01.13 -</td> </tr> <tr> <td>3340 B, 3340 LB</td> <td>01.13 -</td> </tr> <tr> <td>3342 B, 3342 LB</td> <td>01.13 -</td> </tr> <tr> <td>3343 B, 3343 LB</td> <td>01.13 -</td> </tr> <tr> <td>3345B, 3345 LB</td> <td>01.13 -</td> </tr> <tr> <td>3348 B, 3348 LB</td> <td>01.13 -</td> </tr> <tr> <td>3351 B, 3351 LB</td> <td>01.13 -</td> </tr> <tr> <td>3333 S, 3333 LS</td> <td>01.13 -</td> <td rowspan="10" style="vertical-align: top;">  Doppelachse mit zwei angetriebenen Achsen / Double axle with two driven axles für / for:517142 15 Achslast [t] / Axle Load [t]:2x16 Scheibenbremse / Disc Brake Baumuster / Type:964.416 </td> <td style="vertical-align: top;"> (37) (102) (23) (83) (28) </td> </tr> <tr> <td>3336 S, 3336 LS</td> <td>01.13 -</td> </tr> <tr> <td>3340 S, 3340 LS</td> <td>01.13 -</td> </tr> <tr> <td>3342 S, 3342 LS</td> <td>01.13 -</td> </tr> <tr> <td>3343 S, 3343 LS</td> <td>01.13 -</td> </tr> <tr> <td>3345S, 3345 LS</td> <td>01.13 -</td> </tr> <tr> <td>3348 S, 3348 LS</td> <td>01.13 -</td> </tr> <tr> <td>3351 S, 3351 LS</td> <td>01.13 -</td> </tr> </table>	3333, 3333 L	01.13 -	 Doppelachse mit zwei angetriebenen Achsen / Double axle with two driven axles Achslast [t] / Axle Load [t]:2x16 Scheibenbremse / Disc Brake Baumuster / Type:964.016	(37) (23) (83) (28)	3336, 3336 L	01.13 -	3340, 3340 L	01.13 -	3342, 3342 L	01.13 -	3343, 3343 L	01.13 -	3345, 3345 L	01.13 -	3348, 3348 L	01.13 -	3351, 3351 L	01.13 -	3333 K, 3333 LK	01.13 -	 Doppelachsaggregat / Tandem-axle Assembly Antriebsachse / Drive Axle Achslast [t] / Axle Load [t]:2x16 Scheibenbremse / Disc Brake Baumuster / Type:964.216	(36) (25) (23) (83) (28)	3336 K, 3336 LK	01.13 -	3340 K, 3340 LK	01.13 -	3342 K, 3342 LK	01.13 -	3343 K, 3343 LK	01.13 -	3345K, 3345 LK	01.13 -	3348 K, 3348 LK	01.13 -	3351 K, 3351 LK	01.13 -	3333 B, 3333 LB	01.13 -	 Doppelachsaggregat / Tandem-axle Assembly Achslast [t] / Axle Load [t]:2x16 Scheibenbremse / Disc Brake Baumuster / Type:964.316	(36) (23) (83) (28)	3336 B, 3336 LB	01.13 -	3340 B, 3340 LB	01.13 -	3342 B, 3342 LB	01.13 -	3343 B, 3343 LB	01.13 -	3345B, 3345 LB	01.13 -	3348 B, 3348 LB	01.13 -	3351 B, 3351 LB	01.13 -	3333 S, 3333 LS	01.13 -	 Doppelachse mit zwei angetriebenen Achsen / Double axle with two driven axles für / for:517142 15 Achslast [t] / Axle Load [t]:2x16 Scheibenbremse / Disc Brake Baumuster / Type:964.416	(37) (102) (23) (83) (28)	3336 S, 3336 LS	01.13 -	3340 S, 3340 LS	01.13 -	3342 S, 3342 LS	01.13 -	3343 S, 3343 LS	01.13 -	3345S, 3345 LS	01.13 -	3348 S, 3348 LS	01.13 -	3351 S, 3351 LS
3333, 3333 L	01.13 -	 Doppelachse mit zwei angetriebenen Achsen / Double axle with two driven axles Achslast [t] / Axle Load [t]:2x16 Scheibenbremse / Disc Brake Baumuster / Type:964.016	(37) (23) (83) (28)																																																																					
3336, 3336 L	01.13 -																																																																							
3340, 3340 L	01.13 -																																																																							
3342, 3342 L	01.13 -																																																																							
3343, 3343 L	01.13 -																																																																							
3345, 3345 L	01.13 -																																																																							
3348, 3348 L	01.13 -																																																																							
3351, 3351 L	01.13 -																																																																							
3333 K, 3333 LK	01.13 -		 Doppelachsaggregat / Tandem-axle Assembly Antriebsachse / Drive Axle Achslast [t] / Axle Load [t]:2x16 Scheibenbremse / Disc Brake Baumuster / Type:964.216		(36) (25) (23) (83) (28)																																																																			
3336 K, 3336 LK	01.13 -																																																																							
3340 K, 3340 LK	01.13 -																																																																							
3342 K, 3342 LK	01.13 -																																																																							
3343 K, 3343 LK	01.13 -																																																																							
3345K, 3345 LK	01.13 -																																																																							
3348 K, 3348 LK	01.13 -																																																																							
3351 K, 3351 LK	01.13 -																																																																							
3333 B, 3333 LB	01.13 -	 Doppelachsaggregat / Tandem-axle Assembly Achslast [t] / Axle Load [t]:2x16 Scheibenbremse / Disc Brake Baumuster / Type:964.316		(36) (23) (83) (28)																																																																				
3336 B, 3336 LB	01.13 -																																																																							
3340 B, 3340 LB	01.13 -																																																																							
3342 B, 3342 LB	01.13 -																																																																							
3343 B, 3343 LB	01.13 -																																																																							
3345B, 3345 LB	01.13 -																																																																							
3348 B, 3348 LB	01.13 -																																																																							
3351 B, 3351 LB	01.13 -																																																																							
3333 S, 3333 LS	01.13 -		 Doppelachse mit zwei angetriebenen Achsen / Double axle with two driven axles für / for:517142 15 Achslast [t] / Axle Load [t]:2x16 Scheibenbremse / Disc Brake Baumuster / Type:964.416	(37) (102) (23) (83) (28)																																																																				
3336 S, 3336 LS	01.13 -																																																																							
3340 S, 3340 LS	01.13 -																																																																							
3342 S, 3342 LS	01.13 -																																																																							
3343 S, 3343 LS	01.13 -																																																																							
3345S, 3345 LS	01.13 -																																																																							
3348 S, 3348 LS	01.13 -																																																																							
3351 S, 3351 LS	01.13 -																																																																							



MERCEDES-BENZ










AROCS 6x4 01.13 -

 8	<p>Lenker, Radaufhängung / Track Control Arm Dreieckslenker (Nfz) / Wishbone (CV) Länge [mm] / Length [mm]:622 Rohr-Ø [mm] / Pipe Ø [mm]:46 Bohrung-Ø 1 / Bohrung-Ø 2 [mm] / Bore Ø 1 / Bore Ø 2 [mm]:25/23/23 Lochabstand 1/Lochabstand 2 / Hole Pitch 1/ Hole Pitch 2:152/130/130 Molekularlager / Molecular Bearing</p>	(5) (38) (69) (80) (30) (67) (71)	<p>31887 01 942 350 12 05 © 30588 01</p> 
	2627, 2627 L 01.13 - 2630, 2630 L 01.13 - 2632, 2632 L 01.13 - 2633, 2633 L 01.13 - 2635, 2635 L 01.13 - 2636, 2636 L 01.13 - 2640, 2640 L 01.13 - 2642, 2642 L 01.13 - 2643, 2643 L 01.13 - 2645, 2645 L 01.13 - 2648, 2648 L 01.13 - 2651, 2651 L 01.13 -		 Antriebsachse / Drive Axle (25) Achsausführung / Axle Version:6x2/4 (19) Baumuster / Type:964.024 (28)
	2627 K, 2627 LK 01.13 - 2630 K, 2630 LK 01.13 - 2632 K, 2632 LK 01.13 - 2633 K, 2633 LK 01.13 - 2635 K, 2635 LK 01.13 - 2636 K, 2636 LK 01.13 - 2640 K, 2640 LK 01.13 - 2642 K, 2642 LK 01.13 - 2643 K, 2643 LK 01.13 -		 Doppelachse mit zwei angetriebenen Achsen / Double axle with two driven axles (37) für / for:539148 01 (102) Baumuster / Type:964.224 (28)
	2627 B, 2627 LB 01.13 - 2630 B, 2630 LB 01.13 - 2632 B, 2632 LB 01.13 - 2633 B, 2633 LB 01.13 - 2635 B, 2635 LB 01.13 - 2636 B, 2636 LB 01.13 - 2640 B, 2640 LB 01.13 - 2642 B, 2642 LB 01.13 - 2643 B, 2643 LB 01.13 - 2645 B, 2645 LB 01.13 - 2648 B, 2648 LB 01.13 - 2651 B, 2651 LB 01.13 -		 Doppelachse mit zwei angetriebenen Achsen / Double axle with two driven axles (37) für / for:539148 01 (102) Baumuster / Type:964.324 (28)
	2627 S, 2627 LS 01.13 - 2630 S, 2630 LS 01.13 - 2632 S, 2632 LS 01.13 - 2633 S, 2633 LS 01.13 - 2635 S, 2635 LS 01.13 - 2636 S, 2636 LS 01.13 - 2640 S, 2640 LS 01.13 - 2642 S, 2642 LS 01.13 - 2643 S, 2643 LS 01.13 - 2645 S, 2645 LS 01.13 - 2648 S, 2648 LS 01.13 - 2651 S, 2651 LS 01.13 -		 Doppelachse mit zwei angetriebenen Achsen / Double axle with two driven axles (37) für / for:539148 01 (102) Baumuster / Type:964.414 (28)
	3333, 3333 L 01.13 - 3336, 3336 L 01.13 - 3340, 3340 L 01.13 - 3342, 3342 L 01.13 - 3343, 3343 L 01.13 - 3345, 3345 L 01.13 - 3348, 3348 L 01.13 - 3351, 3351 L 01.13 -		 Doppelachse mit zwei angetriebenen Achsen / Double axle with two driven axles (37) Baumuster / Type:964.026 (28)
	3333 K, 3333 LK 01.13 - 3336 K, 3336 LK 01.13 - 3340 K, 3340 LK 01.13 - 3342 K, 3342 LK 01.13 - 3343 K, 3343 LK 01.13 - 3345K, 3345 LK 01.13 - 3348 K, 3348 LK 01.13 - 3351 K, 3351 LK 01.13 -		 Doppelachsaggregat / Tandem-axle Assembly (36) Antriebsachse / Drive Axle (25) für / for:539148 01 (102) Baumuster / Type:964.216 (28)
	3333 B, 3333 LB 01.13 - 3336 B, 3336 LB 01.13 - 3340 B, 3340 LB 01.13 - 3342 B, 3342 LB 01.13 - 3343 B, 3343 LB 01.13 - 3345B, 3345 LB 01.13 - 3348 B, 3348 LB 01.13 - 3351 B, 3351 LB 01.13 -		 Doppelachsaggregat / Tandem-axle Assembly (36) Baumuster / Type:964.326 (28)



MERCEDES-BENZ







AROCS 6x4 01.13 -

 8	Lenker, Radaufhängung / Track Control Arm Dreieckslenker (Nfz) / Wishbone (CV) Länge [mm] / Length [mm]:622 Rohr-Ø [mm] / Pipe Ø [mm]:46 Bohrung-Ø 1 / Bohrung-Ø 2 [mm] / Bore Ø 1 / Bore Ø 2 [mm]:25/23/23 Lochabstand 1/Lochabstand 2 / Hole Pitch 1/ Hole Pitch 2:152/130/130 Molekularlager / Molecular Bearing	(5) (38) (69) (80) (30) (67) (71)	31887 01 © 30588 01	942 350 12 05 
	3333 S, 3333 LS 01.13 - 3336 S, 3336 LS 01.13 - 3340 S, 3340 LS 01.13 - 3342 S, 3342 LS 01.13 - 3343 S, 3343 LS 01.13 - 3345S, 3345 LS 01.13 - 3348 S, 3348 LS 01.13 - 3351 S, 3351 LS 01.13 -	 Doppelachse mit zwei angetriebenen Achsen / Double axle with two driven axles für / for:539148 01 Baumuster / Type:964.426	(37) (102) (28)	
 8	Lenker, Radaufhängung / Track Control Arm Dreieckslenker (Nfz) / Wishbone (CV) Länge [mm] / Length [mm]:621,5 Rohr-Ø [mm] / Pipe Ø [mm]:60 Bohrung-Ø 1 / Bohrung-Ø 2 [mm] / Bore Ø 1 / Bore Ø 2 [mm]:25/23/23 Lochabstand 1/Lochabstand 2 / Hole Pitch 1/ Hole Pitch 2:152/130/130 Molekularlager / Molecular Bearing	(5) (38) (69) (80) (30) (67) (71)	33736 01 © 28706 01 © 28705 01	948 350 27 05 
	3333, 3333 L 01.13 - 3336, 3336 L 01.13 - 3340, 3340 L 01.13 - 3342, 3342 L 01.13 - 3343, 3343 L 01.13 - 3345, 3345 L 01.13 - 3348, 3348 L 01.13 - 3351, 3351 L 01.13 -	 Doppelachse mit zwei angetriebenen Achsen / Double axle with two driven axles Achslast [t] / Axle Load [t]:2x16 Trommelbremse / Drum Brake Baumuster / Type:964.016	(37) (23) (86) (28)	
3333 K, 3333 LK 01.13 - 3336 K, 3336 LK 01.13 - 3340 K, 3340 LK 01.13 - 3342 K, 3342 LK 01.13 - 3343 K, 3343 LK 01.13 - 3345K, 3345 LK 01.13 - 3348 K, 3348 LK 01.13 - 3351 K, 3351 LK 01.13 -	 Doppelachsaggregat / Tandem-axle Assembly Antriebsachse / Drive Axle Achslast [t] / Axle Load [t]:2x16 Trommelbremse / Drum Brake Baumuster / Type:964.216	(36) (25) (23) (86) (28)		
3333 B, 3333 LB 01.13 - 3336 B, 3336 LB 01.13 - 3340 B, 3340 LB 01.13 - 3342 B, 3342 LB 01.13 - 3343 B, 3343 LB 01.13 - 3345B, 3345 LB 01.13 - 3348 B, 3348 LB 01.13 - 3351 B, 3351 LB 01.13 -	 Doppelachsaggregat / Tandem-axle Assembly Achslast [t] / Axle Load [t]:2x16 Trommelbremse / Drum Brake Baumuster / Type:964.316	(36) (23) (86) (28)		
3333 S, 3333 LS 01.13 - 3336 S, 3336 LS 01.13 - 3340 S, 3340 LS 01.13 - 3342 S, 3342 LS 01.13 - 3343 S, 3343 LS 01.13 - 3345S, 3345 LS 01.13 - 3348 S, 3348 LS 01.13 - 3351 S, 3351 LS 01.13 -	 Doppelachse mit zwei angetriebenen Achsen / Double axle with two driven axles für / for:517142 11 Achslast [t] / Axle Load [t]:2x16 Trommelbremse / Drum Brake Baumuster / Type:964.416	(37) (102) (23) (86) (28)		



MERCEDES-BENZ









AROCS 6x4 01.13 -

<p> 8</p>	<p>Lenker, Radaufhängung / Track Control Arm Dreieckslenker (Nfz) / Wishbone (CV) Länge [mm] / Length [mm]:667 Rohr-Ø [mm] / Pipe Ø [mm]:60 Bohrung-Ø 1 / Bohrung-Ø 2 [mm] / Bore Ø 1 / Bore Ø 2 [mm]:25/23/23 Lochabstand 1/Lochabstand 2 / Hole Pitch 1/ Hole Pitch 2:152/130/130 Molekularlager / Molecular Bearing</p>	<p>(5) (38) (69) (80) (30) (67) (71)</p>	<p>33737 01 948 350 28 05 © 28706 01 © 28705 01</p> 
	<p>01.13 - 01.13 - 01.13 - 01.13 - 01.13 - 01.13 - 01.13 -</p>	<p> Doppelachse mit zwei angetriebenen Achsen / Double axle with two driven axles für / for:517142 10 Trommelbremse / Drum Brake Baumuster / Type:964.016</p>	<p>(37) (102) (86) (28)</p>
	<p>01.13 - 01.13 - 01.13 - 01.13 - 01.13 - 01.13 - 01.13 - 01.13 -</p>	<p> Doppelachsaggregat / Tandem-axle Assembly Antriebsachse / Drive Axle Achslast [t] / Axle Load [t]:13/18 Trommelbremse / Drum Brake Baumuster / Type:964.216</p>	<p>(36) (25) (23) (86) (28)</p>
	<p>01.13 - 01.13 - 01.13 - 01.13 - 01.13 - 01.13 - 01.13 -</p>	<p> Doppelachsaggregat / Tandem-axle Assembly Achslast [t] / Axle Load [t]:13/18 Trommelbremse / Drum Brake Baumuster / Type:964.316</p>	<p>(36) (23) (86) (28)</p>
	<p>01.13 - 01.13 - 01.13 - 01.13 - 01.13 - 01.13 - 01.13 - 01.13 -</p>	<p> Doppelachse mit zwei angetriebenen Achsen / Double axle with two driven axles für / for:517142 10 Trommelbremse / Drum Brake Baumuster / Type:964.416</p>	<p>(37) (102) (86) (28)</p>



MERCEDES-BENZ





AROCS **6x4** **01.13 -**

 8	Lenker, Radaufhängung / Track Control Arm		(5)	33738 01 948 350 29 05 Ⓜ 30589 01 Ⓜ 30590 01	
	Dreieckslenker (Nfz) / Wishbone (CV)		(38)		
Länge [mm] / Length [mm]:622		01.13 -	(69)		
Rohr-Ø [mm] / Pipe Ø [mm]:46		01.13 -	(80)		
Bohrung-Ø 1 / Bohrung-Ø 2 [mm] / Bore Ø 1 / Bore Ø 2 [mm]:25/25/25		01.13 -	(30)		
Lochabstand 1/Lochabstand 2 / Hole Pitch 1/ Hole Pitch 2:152/130/130		01.13 -	(67)		
Molekularlager / Molecular Bearing		01.13 -	(71)		
2627, 2627 L	01.13 -	Antriebsachse / Drive Axle	(25)		
2630, 2630 L	01.13 -	Achslast [t] / Axle Load [t]:2x13	(23)		
2632, 2632 L	01.13 -	Trommelbremse / Drum Brake	(86)		
2633, 2633 L	01.13 -	Baumuster / Type:964.014	(28)		
2635, 2635 L	01.13 -				
2636, 2636 L	01.13 -				
2640, 2640 L	01.13 -				
2642, 2642 L	01.13 -				
2643, 2643 L	01.13 -				
2645, 2645 L	01.13 -				
2648, 2648 L	01.13 -				
2651, 2651 L	01.13 -				
2627 K, 2627 LK	01.13 -				
2630 K, 2630 LK	01.13 -	Doppelachse mit zwei angetriebenen Achsen / Double axle with two driven axles	(37)		
2632 K, 2632 LK	01.13 -				
2633 K, 2633 LK	01.13 -	Trommelbremse / Drum Brake	(86)		
2635 K, 2635 LK	01.13 -	Achslast [t] / Axle Load [t]:2x13	(23)		
2636 K, 2636 LK	01.13 -	für / for:517142 17	(102)		
2640 K, 2640 LK	01.13 -	Baumuster / Type:964.214	(28)		
2642 K, 2642 LK	01.13 -				
2643 K, 2643 LK	01.13 -				
2627 S, 2627 LS	01.13 -				
2630 S, 2630 LS	01.13 -	Doppelachse mit zwei angetriebenen Achsen / Double axle with two driven axles	(37)		
2632 S, 2632 LS	01.13 -				
2633 S, 2633 LS	01.13 -	Achslast [t] / Axle Load [t]:2x13	(23)		
2635 S, 2635 LS	01.13 -	Trommelbremse / Drum Brake	(86)		
2636 S, 2636 LS	01.13 -	Baumuster / Type:964.414	(28)		
2640 S, 2640 LS	01.13 -				
2642 S, 2642 LS	01.13 -				
2643 S, 2643 LS	01.13 -				
2645 S, 2645 LS	01.13 -				
2648 S, 2648 LS	01.13 -				
2651 S, 2651 LS	01.13 -				
3333, 3333 L	01.13 -				
3336, 3336 L	01.13 -	Doppelachse mit zwei angetriebenen Achsen / Double axle with two driven axles	(37)		
3340, 3340 L	01.13 -				
3342, 3342 L	01.13 -	Achslast [t] / Axle Load [t]:2x13	(23)		
3343, 3343 L	01.13 -	Trommelbremse / Drum Brake	(86)		
3345, 3345 L	01.13 -	Baumuster / Type:964.016	(28)		
3348, 3348 L	01.13 -				
3351, 3351 L	01.13 -				
3333 K, 3333 LK	01.13 -				
3336 K, 3336 LK	01.13 -	Doppelachsaggregat / Tandem-axle Assembly	(36)		
3340 K, 3340 LK	01.13 -	Antriebsachse / Drive Axle	(25)		
3342 K, 3342 LK	01.13 -	Achslast [t] / Axle Load [t]:2x13	(23)		
3343 K, 3343 LK	01.13 -	Trommelbremse / Drum Brake	(86)		
3345K, 3345 LK	01.13 -	Baumuster / Type:964.216	(28)		
3348 K, 3348 LK	01.13 -				
3351 K, 3351 LK	01.13 -				
3333 B, 3333 LB	01.13 -				
3336 B, 3336 LB	01.13 -	Doppelachsaggregat / Tandem-axle Assembly	(36)		
3340 B, 3340 LB	01.13 -	Achslast [t] / Axle Load [t]:2x13	(23)		
3342 B, 3342 LB	01.13 -	Trommelbremse / Drum Brake	(86)		
3343 B, 3343 LB	01.13 -	Baumuster / Type:964.316	(28)		
3345B, 3345 LB	01.13 -				
3348 B, 3348 LB	01.13 -				
3351 B, 3351 LB	01.13 -				
3333 S, 3333 LS	01.13 -				
3336 S, 3336 LS	01.13 -	Doppelachse mit zwei angetriebenen Achsen / Double axle with two driven axles	(37)		
3340 S, 3340 LS	01.13 -				
3342 S, 3342 LS	01.13 -	für / for:517142 17	(102)		
3343 S, 3343 LS	01.13 -	Achslast [t] / Axle Load [t]:2x13	(23)		
3345S, 3345 LS	01.13 -	Trommelbremse / Drum Brake	(86)		
3348 S, 3348 LS	01.13 -	Baumuster / Type:964.416	(28)		
3351 S, 3351 LS	01.13 -				



MERCEDES-BENZ









AROCS 6x4 01.13 -

 8	Lenker, Radaufhängung / Track Control Arm		(5)	34362 01 944 350 04 05 © 30587 01 © 30589 01	
	Dreieckslenker (Nfz) / Wishbone (CV)		(38)		
	Länge [mm] / Length [mm]:622		(69)		
Rohr-Ø [mm] / Pipe Ø [mm]:46		(80)			
Bohrung-Ø 1 / Bohrung-Ø 2 [mm] / Bore Ø 1 / Bore Ø 2 [mm]:25/25/25		(30)			
Lochabstand 1/Lochabstand 2 / Hole Pitch 1/ Hole Pitch 2:152/130/130		(67)			
Molekularlager / Molecular Bearing		(71)			
2627, 2627 L		01.13 -			
2630, 2630 L		01.13 -	Antriebsachse / Drive Axle	(25)	
2632, 2632 L		01.13 -	Achslast [t] / Axle Load [t]:2x10	(23)	
2633, 2633 L		01.13 -	Trommelbremse / Drum Brake	(86)	
2635, 2635 L		01.13 -	Baumuster / Type:964.014	(28)	
2636, 2636 L		01.13 -			
2640, 2640 L		01.13 -			
2642, 2642 L		01.13 -			
2643, 2643 L		01.13 -			
2645, 2645 L		01.13 -			
2648, 2648 L		01.13 -			
2651, 2651 L		01.13 -			
2627 K, 2627 LK		01.13 -			
2630 K, 2630 LK		01.13 -			
2632 K, 2632 LK		01.13 -	Doppelachse mit zwei angetriebenen Achsen / Double axle with two driven axles	(37)	
2633 K, 2633 LK		01.13 -	Trommelbremse / Drum Brake	(86)	
2635 K, 2635 LK		01.13 -	Achslast [t] / Axle Load [t]:2x10	(23)	
2636 K, 2636 LK		01.13 -	für / for:517142 20	(102)	
2640 K, 2640 LK		01.13 -	Baumuster / Type:964.214	(28)	
2642 K, 2642 LK		01.13 -			
2643 K, 2643 LK		01.13 -			
2627 S, 2627 LS		01.13 -			
2630 S, 2630 LS		01.13 -	Doppelachse mit zwei angetriebenen Achsen / Double axle with two driven axles	(37)	
2632 S, 2632 LS		01.13 -	Achslast [t] / Axle Load [t]:2x10	(23)	
2633 S, 2633 LS		01.13 -	Trommelbremse / Drum Brake	(86)	
2635 S, 2635 LS		01.13 -	Baumuster / Type:964.414	(28)	
2636 S, 2636 LS		01.13 -			
2640 S, 2640 LS		01.13 -			
2642 S, 2642 LS		01.13 -			
2643 S, 2643 LS		01.13 -			
2645 S, 2645 LS		01.13 -			
2648 S, 2648 LS		01.13 -			
2651 S, 2651 LS		01.13 -			



MERCEDES-BENZ





AROCS 6x4 01.13 -

 13	Stange/Strebe, Stabilisator / Rod/Strut, stabiliser Koppelstange / Coupling Rod Länge [mm] / Length [mm]:350 Konusmaß [mm] / Cone Size [mm]:26 Rohr-Ø [mm] / Pipe Ø [mm]:36 mit Zubehör / with accessories	(11) (60) (69) (58) (80) (140)	37622 01  960 326 32 47	
	2627, 2627 L 01.13 - 2630, 2630 L 01.13 - 2632, 2632 L 01.13 - 2633, 2633 L 01.13 - 2635, 2635 L 01.13 - 2636, 2636 L 01.13 - 2640, 2640 L 01.13 - 2642, 2642 L 01.13 - 2643, 2643 L 01.13 - 2645, 2645 L 01.13 - 2648, 2648 L 01.13 - 2651, 2651 L 01.13 -		 für / for:541249 16 (102) Baumuster / Type:964.024 (28) Einbau am Zusatzstabilisator / Einbau am Zusatzstabilisator (42)	
	2627 K, 2627 LK 01.13 - 2630 K, 2630 LK 01.13 - 2632 K, 2632 LK 01.13 - 2633 K, 2633 LK 01.13 - 2635 K, 2635 LK 01.13 - 2636 K, 2636 LK 01.13 - 2640 K, 2640 LK 01.13 - 2642 K, 2642 LK 01.13 - 2643 K, 2643 LK 01.13 - 2645 K, 2645 LK 01.13 - 2648 K, 2648 LK 01.13 - 2651 K, 2651 LK 01.13 -		 für / for:541249 16 (102) Baumuster / Type:964.224 (28) Einbau am Zusatzstabilisator / Einbau am Zusatzstabilisator (42)	
	2627 B, 2627 LB 01.13 - 2630 B, 2630 LB 01.13 - 2632 B, 2632 LB 01.13 - 2633 B, 2633 LB 01.13 - 2635 B, 2635 LB 01.13 - 2636 B, 2636 LB 01.13 - 2640 B, 2640 LB 01.13 - 2642 B, 2642 LB 01.13 - 2643 B, 2643 LB 01.13 - 2645 B, 2645 LB 01.13 - 2648 B, 2648 LB 01.13 - 2651 B, 2651 LB 01.13 - 3333 B, 3333 LB 01.13 - 3336 B, 3336 LB 01.13 - 3340 B, 3340 LB 01.13 - 3342 B, 3342 LB 01.13 - 3343 B, 3343 LB 01.13 - 3345B, 3345 LB 01.13 - 3348 B, 3348 LB 01.13 - 3351 B, 3351 LB 01.13 -		 für / for:541249 16 (102) Baumuster / Type:964.324 (28) Einbau am Zusatzstabilisator / Einbau am Zusatzstabilisator (42)	
	2627 S, 2627 LS 01.13 - 2630 S, 2630 LS 01.13 - 2632 S, 2632 LS 01.13 - 2633 S, 2633 LS 01.13 - 2635 S, 2635 LS 01.13 - 2636 S, 2636 LS 01.13 - 2640 S, 2640 LS 01.13 - 2642 S, 2642 LS 01.13 - 2643 S, 2643 LS 01.13 - 2645 S, 2645 LS 01.13 - 2648 S, 2648 LS 01.13 - 2651 S, 2651 LS 01.13 -		 für / for:541249 16 (102) Baumuster / Type:964.424 (28) Einbau am Zusatzstabilisator / Einbau am Zusatzstabilisator (42)	
	3333, 3333 L 01.13 - 3336, 3336 L 01.13 - 3340, 3340 L 01.13 - 3342, 3342 L 01.13 - 3343, 3343 L 01.13 - 3345, 3345 L 01.13 - 3348, 3348 L 01.13 - 3351, 3351 L 01.13 -		 für / for:541249 16 (102) Baumuster / Type:964.026 (28) Einbau am Zusatzstabilisator / Einbau am Zusatzstabilisator (42)	
	3333 K, 3333 LK 01.13 - 3336 K, 3336 LK 01.13 - 3340 K, 3340 LK 01.13 - 3342 K, 3342 LK 01.13 - 3343 K, 3343 LK 01.13 - 3345K, 3345 LK 01.13 - 3348 K, 3348 LK 01.13 - 3351 K, 3351 LK 01.13 -		 für / for:541249 16 (102) Baumuster / Type:964.226 (28) Einbau am Zusatzstabilisator / Einbau am Zusatzstabilisator (42)	



MERCEDES-BENZ




AROCS 6x4 01.13 -

 13	Stange/Strebe, Stabilisator / Rod/Strut, stabiliser Koppelstange / Coupling Rod Länge [mm] / Length [mm]:350 Konusmaß [mm] / Cone Size [mm]:26 Rohr-Ø [mm] / Pipe Ø [mm]:36 mit Zubehör / with accessories	(11) (60) (69) (58) (80) (140)	37622 01 960 326 32 47 
	3333 S, 3333 LS 01.13 - 3336 S, 3336 LS 01.13 - 3340 S, 3340 LS 01.13 - 3342 S, 3342 LS 01.13 - 3343 S, 3343 LS 01.13 - 3345S, 3345 LS 01.13 - 3348 S, 3348 LS 01.13 - 3351 S, 3351 LS 01.13 -	 für / for:541249 16 Baumuster / Type:964.426 Einbau am Zusatzstabilisator / Einbau am Zusatzstabilisator	(102) (28) (42)
Spurstangenkopf / Tie Rod End für Schubstange / for push rod Länge [mm] / Length [mm]:115 Gewindemaß / Thread Size:M30x1,5 mit Außengewinde / with external thread für Rechtsgewinde / for right-hand thread Konusmaß [mm] / Cone Size [mm]:28,6 mit Zubehör / with accessories	(10) (128) (69) (49) (131) (127) (58) (140)	27623 01 001 460 48 48 	
	2627, 2627 L 01.13 - 2630, 2630 L 01.13 - 2632, 2632 L 01.13 - 2633, 2633 L 01.13 - 2635, 2635 L 01.13 - 2636, 2636 L 01.13 - 2640, 2640 L 01.13 - 2642, 2642 L 01.13 - 2643, 2643 L 01.13 - 2645, 2645 L 01.13 - 2648, 2648 L 01.13 - 2651, 2651 L 01.13 -	Lenkstockhebel zur 1. VA / Pitman Arm to 1st FA für / for:508063 87 für / for:508063 67 Baumuster / Type:964.024/014	(66) (102) (102) (28)
	2627 K, 2627 LK 01.13 - 2630 K, 2630 LK 01.13 - 2632 K, 2632 LK 01.13 - 2633 K, 2633 LK 01.13 - 2635 K, 2635 LK 01.13 - 2636 K, 2636 LK 01.13 - 2640 K, 2640 LK 01.13 - 2642 K, 2642 LK 01.13 - 2643 K, 2643 LK 01.13 -	Lenkstockhebel zur 1. VA / Pitman Arm to 1st FA für / for:508063 87/88 für / for:508063 67 Baumuster / Type:964.214/224	(66) (102) (102) (28)
	2627 S, 2627 LS 01.13 - 2630 S, 2630 LS 01.13 - 2632 S, 2632 LS 01.13 - 2633 S, 2633 LS 01.13 - 2635 S, 2635 LS 01.13 - 2636 S, 2636 LS 01.13 - 2640 S, 2640 LS 01.13 - 2642 S, 2642 LS 01.13 - 2643 S, 2643 LS 01.13 - 2645 S, 2645 LS 01.13 - 2648 S, 2648 LS 01.13 - 2651 S, 2651 LS 01.13 -	Lenkstockhebel zur 1. VA / Pitman Arm to 1st FA für / for:508063 67 für / for:508063 87 Baumuster / Type:964.414/424	(66) (102) (102) (28)
	3333 K, 3333 LK 01.13 - 3336 K, 3336 LK 01.13 - 3340 K, 3340 LK 01.13 - 3342 K, 3342 LK 01.13 - 3343 K, 3343 LK 01.13 - 3345K, 3345 LK 01.13 - 3348 K, 3348 LK 01.13 - 3351 K, 3351 LK 01.13 -	Lenkstockhebel zur 1. VA / Pitman Arm to 1st FA für / for:508063 87 für / for:508063 67 Baumuster / Type:964.216/226	(66) (102) (102) (28)



MERCEDES-BENZ











AROCS 6x6 01.13 -

1	Lenkstange / Centre Rod Assembly Schubstange / Push Rod einseitig verstellbar / Adjustable on one side Länge [mm] / Length [mm]:887 Konusmaß [mm] / Cone Size [mm]:32 Rohr-Ø [mm] / Pipe Ø [mm]:42 mit Zubehör / with accessories mit Sicherungsmutter / with lock nut		(6) (85) (101) (69) (58) (80) (140) (138)	37484 01 960 460 02 05 11394 04
	3333 A	01.13 -	Lenkstockhebel zur 1. VA / Pitman Arm to 1st FA	(66)
	3336 A	01.13 -	Antriebsachse / Drive Axle	(25)
	3340 A	01.13 -	für / for:508063 85	(102)
	3342 A	01.13 -	Baumuster / Type:964.018	(28)
	3343 A	01.13 -		
	3345 A	01.13 -		
	3348 A	01.13 -		
	3351 A	01.13 -		
	3333 AK	01.13 -	Lenkstockhebel zur 1. VA / Pitman Arm to 1st FA	(66)
	3336 AK	01.13 -	Antriebsachse / Drive Axle	(25)
	3340 AK	01.13 -	für / for:508063 85	(102)
	3342 AK	01.13 -	Baumuster / Type:964.218	(28)
	3343 AK	01.13 -		
	3345 AK	01.13 -		
	3348 AK	01.13 -		
	3351 AK	01.13 -		
	3333 AS	01.13 -	Lenkstockhebel zur 1. VA / Pitman Arm to 1st FA	(66)
	3336 AS	01.13 -	Antriebsachse / Drive Axle	(25)
	3340 AS	01.13 -	für / for:508063 85	(102)
	3342 AS	01.13 -	Baumuster / Type:964.418	(28)
	3343 AS	01.13 -		
	3345 AS	01.13 -		
	3348 AS	01.13 -		
	3351 AS	01.13 -		
6	Spurstange / Rod Assembly Führungsstange / Guide Rod einseitig verstellbar / Adjustable on one side Länge [mm] / Length [mm]:1588 Konusmaß [mm] / Cone Size [mm]:38 Rohr-Ø [mm] / Pipe Ø [mm]:60 mit Zubehör / with accessories		(9) (46) (101) (69) (58) (80) (140)	20430 01 625 330 12 03 19615 01
	3333 A	01.13 -		
	3336 A	01.13 -	Antriebsachse / Drive Axle	(25)
	3340 A	01.13 -	Achslast [t] / Axle Load [t]:9	(23)
	3342 A	01.13 -	Achsausführung / Axle Version:730.151	(19)
	3343 A	01.13 -	Trommelbremse / Drum Brake	(86)
	3345 A	01.13 -	Baumuster / Type:964.018	(28)
	3348 A	01.13 -		
	3351 A	01.13 -		
	3333 AK	01.13 -		
	3336 AK	01.13 -	Antriebsachse / Drive Axle	(25)
	3340 AK	01.13 -	Achslast [t] / Axle Load [t]:9	(23)
	3342 AK	01.13 -	Achsausführung / Axle Version:730.151	(19)
	3343 AK	01.13 -	Trommelbremse / Drum Brake	(86)
	3345 AK	01.13 -	Baumuster / Type:964.218	(28)
	3348 AK	01.13 -		
	3351 AK	01.13 -		
	3333 AS	01.13 -		
	3336 AS	01.13 -	Antriebsachse / Drive Axle	(25)
	3340 AS	01.13 -	Achslast [t] / Axle Load [t]:9	(23)
	3342 AS	01.13 -	Achsausführung / Axle Version:730.151	(19)
	3343 AS	01.13 -	Trommelbremse / Drum Brake	(86)
	3345 AS	01.13 -	Baumuster / Type:964.418	(28)
	3348 AS	01.13 -		
	3351 AS	01.13 -		



MERCEDES-BENZ











AROCS 6x6 01.13 -

 10	Lenker, Radaufhängung / Track Control Arm Längslenker / Trailing Arm nicht verstellbar / not adjustable Länge [mm] / Length [mm]:615 Rohr-Ø [mm] / Pipe Ø [mm]:52 Bohrung-Ø 1 / Bohrung-Ø 2 [mm] / Bore Ø 1 / Bore Ø 2 [mm]:21/21 Lochabstand 1/Lochabstand 2 / Hole Pitch 1/ Hole Pitch 2:152/152 Molekularlager / Molecular Bearing	(5) (70) (146) (69) (80) (30) (67) (71)	22989 01 948 350 25 05 ® 25158 01 	
	3333 A 01.13 - 3336 A 01.13 - 3340 A 01.13 - 3342 A 01.13 - 3343 A 01.13 - 3345 A 01.13 - 3348 A 01.13 - 3351 A 01.13 -		 Antriebsachse / Drive Axle (25) Trommelbremse / Drum Brake (86) für / for:517144 13/20 (102) Baumuster / Type:964.018 (28)	
	3333 AK 01.13 - 3336 AK 01.13 - 3340 AK 01.13 - 3342 AK 01.13 - 3343 AK 01.13 - 3345 AK 01.13 - 3348 AK 01.13 - 3351 AK 01.13 -		 Antriebsachse / Drive Axle (25) Trommelbremse / Drum Brake (86) für / for:517144 13/20 (102) Baumuster / Type:964.218 (28)	
	3333 AS 01.13 - 3336 AS 01.13 - 3340 AS 01.13 - 3342 AS 01.13 - 3343 AS 01.13 - 3345 AS 01.13 - 3348 AS 01.13 - 3351 AS 01.13 -		 Antriebsachse / Drive Axle (25) Trommelbremse / Drum Brake (86) für / for:517144 13/20 (102) Baumuster / Type:964.418 (28)	
	 10	Lenker, Radaufhängung / Track Control Arm Längslenker / Trailing Arm nicht verstellbar / not adjustable Länge [mm] / Length [mm]:565 Rohr-Ø [mm] / Pipe Ø [mm]:52 Bohrung-Ø 1 / Bohrung-Ø 2 [mm] / Bore Ø 1 / Bore Ø 2 [mm]:21/21 Lochabstand 1/Lochabstand 2 / Hole Pitch 1/ Hole Pitch 2:152/152 Molekularlager / Molecular Bearing	(5) (70) (146) (69) (80) (30) (67) (71)	29461 01 948 350 24 05 ® 25158 01 
		3333 A 01.13 - 3336 A 01.13 - 3340 A 01.13 - 3342 A 01.13 - 3343 A 01.13 - 3345 A 01.13 - 3348 A 01.13 - 3351 A 01.13 -		 Antriebsachse / Drive Axle (25) Trommelbremse / Drum Brake (86) Baumuster / Type:964.018 (28)
		3333 AK 01.13 - 3336 AK 01.13 - 3340 AK 01.13 - 3342 AK 01.13 - 3343 AK 01.13 - 3345 AK 01.13 - 3348 AK 01.13 - 3351 AK 01.13 -		 Antriebsachse / Drive Axle (25) Trommelbremse / Drum Brake (86) Baumuster / Type:964.218 (28)
		3333 AS 01.13 - 3336 AS 01.13 - 3340 AS 01.13 - 3342 AS 01.13 - 3343 AS 01.13 - 3345 AS 01.13 - 3348 AS 01.13 - 3351 AS 01.13 -		 Antriebsachse / Drive Axle (25) Trommelbremse / Drum Brake (86) Baumuster / Type:964.418 (28)



MERCEDES-BENZ

AROCS 6x6 01.13 -

 8	Lenker, Radaufhängung / Track Control Arm Dreieckslenker (Nfz) / Wishbone (CV) Länge [mm] / Length [mm]:621,5 Rohr-Ø [mm] / Pipe Ø [mm]:60 Bohrung-Ø 1 / Bohrung-Ø 2 [mm] / Bore Ø 1 / Bore Ø 2 [mm]:25/23/23 Lochabstand 1/Lochabstand 2 / Hole Pitch 1/ Hole Pitch 2:152/130/130 Molekularlager / Molecular Bearing	(5) (38) (69) (80) (30) (67) (71)	33736 01 948 350 27 05 © 28706 01 © 28705 01		
	3333 A 01.13 - 3336 A 01.13 - 3340 A 01.13 - 3342 A 01.13 - 3343 A 01.13 - 3345 A 01.13 - 3348 A 01.13 - 3351 A 01.13 -	 Antriebsachse / Drive Axle Achslast [t] / Axle Load [t]:2x16 Trommelbremse / Drum Brake Baumuster / Type:964.018	(25) (23) (86) (28)		
	3333 AK 01.13 - 3336 AK 01.13 - 3340 AK 01.13 - 3342 AK 01.13 - 3343 AK 01.13 - 3345 AK 01.13 - 3348 AK 01.13 - 3351 AK 01.13 -	 Antriebsachse / Drive Axle Achslast [t] / Axle Load [t]:2x16 Trommelbremse / Drum Brake Baumuster / Type:964.218	(25) (23) (86) (28)		
	3333 AS 01.13 - 3336 AS 01.13 - 3340 AS 01.13 - 3342 AS 01.13 - 3343 AS 01.13 - 3345 AS 01.13 - 3348 AS 01.13 - 3351 AS 01.13 -	 Antriebsachse / Drive Axle Achslast [t] / Axle Load [t]:2x16 Trommelbremse / Drum Brake Baumuster / Type:964.418	(25) (23) (86) (28)		
	 8	Lenker, Radaufhängung / Track Control Arm Dreieckslenker (Nfz) / Wishbone (CV) Länge [mm] / Length [mm]:667 Rohr-Ø [mm] / Pipe Ø [mm]:60 Bohrung-Ø 1 / Bohrung-Ø 2 [mm] / Bore Ø 1 / Bore Ø 2 [mm]:25/23/23 Lochabstand 1/Lochabstand 2 / Hole Pitch 1/ Hole Pitch 2:152/130/130 Molekularlager / Molecular Bearing	(5) (38) (69) (80) (30) (67) (71)	33737 01 948 350 28 05 © 28706 01 © 28705 01	
		3333 A 01.13 - 3336 A 01.13 - 3340 A 01.13 - 3342 A 01.13 - 3343 A 01.13 - 3345 A 01.13 - 3348 A 01.13 - 3351 A 01.13 -	 Antriebsachse / Drive Axle Achslast [t] / Axle Load [t]:13/16 Trommelbremse / Drum Brake Baumuster / Type:964.018	(25) (23) (86) (28)	
		3333 AK 01.13 - 3336 AK 01.13 - 3340 AK 01.13 - 3342 AK 01.13 - 3343 AK 01.13 - 3345 AK 01.13 - 3348 AK 01.13 - 3351 AK 01.13 -	 Antriebsachse / Drive Axle Achslast [t] / Axle Load [t]:13/16 Trommelbremse / Drum Brake Baumuster / Type:964.218	(25) (23) (86) (28)	
		3333 AS 01.13 - 3336 AS 01.13 - 3340 AS 01.13 - 3342 AS 01.13 - 3343 AS 01.13 - 3345 AS 01.13 - 3348 AS 01.13 - 3351 AS 01.13 -	 Antriebsachse / Drive Axle Achslast [t] / Axle Load [t]:13/16 Trommelbremse / Drum Brake Baumuster / Type:964.418	(25) (23) (86) (28)	

Pos








Ref.



MERCEDES-BENZ




AROCS 6x6 01.13 -

 8	Lenker, Radaufhängung / Track Control Arm		(5)	33738 01 948 350 29 05 © 30589 01 © 30590 01	
	Dreieckslenker (Nfz) / Wishbone (CV) Länge [mm] / Length [mm]:622 Rohr-Ø [mm] / Pipe Ø [mm]:46 Bohrung-Ø 1 / Bohrung-Ø 2 [mm] / Bore Ø 1 / Bore Ø 2 [mm]:25/25/25 Lochabstand 1/Lochabstand 2 / Hole Pitch 1/ Hole Pitch 2:152/130/130 Molekularlager / Molecular Bearing		(38) (69) (80) (30) (67) (71)		
3333 A	01.13 -	 Antriebsachse / Drive Axle Achslast [t] / Axle Load [t]:2x13 Trommelbremse / Drum Brake Baumuster / Type:964.018			
3336 A	01.13 -				
3340 A	01.13 -				
3342 A	01.13 -				
3343 A	01.13 -				
3345 A	01.13 -				
3348 A	01.13 -				
3351 A	01.13 -				
3333 AK	01.13 -	 Antriebsachse / Drive Axle Achslast [t] / Axle Load [t]:2x13 Trommelbremse / Drum Brake Baumuster / Type:964.218			
3336 AK	01.13 -				
3340 AK	01.13 -				
3342 AK	01.13 -				
3343 AK	01.13 -				
3345 AK	01.13 -				
3348 AK	01.13 -				
3351 AK	01.13 -				
3333 AS	01.13 -	 Antriebsachse / Drive Axle Achslast [t] / Axle Load [t]:2x13 Trommelbremse / Drum Brake Baumuster / Type:964.418			
3336 AS	01.13 -				
3340 AS	01.13 -				
3342 AS	01.13 -				
3343 AS	01.13 -				
3345 AS	01.13 -				
3348 AS	01.13 -				
3351 AS	01.13 -				







MERCEDES-BENZ

AROCS 8x4 01.13 -

 1	Lenkstange / Centre Rod Assembly Schubstange / Push Rod einseitig verstellbar / Adjustable on one side Länge [mm] / Length [mm]:870 Konusmaß [mm] / Cone Size [mm]:28,6 Rohr-Ø [mm] / Pipe Ø [mm]:42 mit Zubehör / with accessories mit Sicherungsmutter / with lock nut		(6) (85) (101) (69) (58) (80) (140) (138)	37505 01 003 460 14 05  27623 01	
	3227 L	01.13 -	Lenkstockhebel zur 1. VA / Pitman Arm to 1st FA für / for:508063 87 Baumuster / Type:964.041	(66)	
	3230 L	01.13 -		(102)	
	3232 L	01.13 -		(28)	
	3233 L	01.13 -			
	3235 L	01.13 -			
	3236 L	01.13 -			
	3240 L	01.13 -			
	3242 L	01.13 -			
	3243 L	01.13 -			
	3245 L	01.13 -			
	3248 L	01.13 -			
	3251 L	01.13 -			
3227 LB	01.13 -	Lenkstockhebel zur 1. VA / Pitman Arm to 1st FA für / for:508063 87 Baumuster / Type:964.341	(66)		
3230 LB	01.13 -		(102)		
3232 LB	01.13 -		(28)		
3233 LB	01.13 -				
3235 LB	01.13 -				
3236 LB	01.13 -				
3240 LB	01.13 -				
3242 LB	01.13 -				
3243 LB	01.13 -				
3245 LB	01.13 -				
3248 LB	01.13 -				
3251 LB	01.13 -				
3227 LK	01.13 -	Lenkstockhebel zur 1. VA / Pitman Arm to 1st FA für / for:508063 87 Baumuster / Type:964.241	(66)		
3230 LK	01.13 -		(102)		
3232 LK	01.13 -		(28)		
3233 LK	01.13 -				
3235 LK	01.13 -				
3236 LK	01.13 -				
3240 LK	01.13 -				
3242 LK	01.13 -				
3243 LK	01.13 -				
3245 LK	01.13 -				
3248 LK	01.13 -				
3251 LK	01.13 -				








MERCEDES-BENZ

AROCS		8x4	01.13 -	
 6	Spurstange / Rod Assembly Führungsstange / Guide Rod beidseitig verstellbar / Adjustable on both sides Länge [mm] / Length [mm]:1660 Konussteigung / Cone Pitch:32 Rohr-Ø [mm] / Pipe Ø [mm]:50 mit Zubehör / with accessories		(9) (46) (100) (69) (59) (80) (140)	37058 01 960 330 11 03  12280 04  11394 04 
	3227 L 3230 L 3232 L 3233 L 3235 L 3236 L 3240 L 3242 L 3243 L 3245 L 3248 L 3251 L	01.13 - 01.13 - 01.13 - 01.13 - 01.13 - 01.13 - 01.13 - 01.13 - 01.13 - 01.13 - 01.13 - 01.13 -	Achsausführung / Axle Version:739.516/566 Achslast [t] / Axle Load [t]:8 Achslast [t] / Axle Load [t]:9 für / for:504310 76 Scheibenbremse / Disc Brake Baumuster / Type:964.041	(19) (23) (23) (102) (83) (28)
	3227 LB 3230 LB 3232 LB 3233 LB 3235 LB 3236 LB 3240 LB 3242 LB 3243 LB 3245 LB 3248 LB 3251 LB	01.13 - 01.13 - 01.13 - 01.13 - 01.13 - 01.13 - 01.13 - 01.13 - 01.13 - 01.13 - 01.13 - 01.13 -	Achsausführung / Axle Version:739.516/566 Achslast [t] / Axle Load [t]:8 Achslast [t] / Axle Load [t]:9 für / for:504310 76 Scheibenbremse / Disc Brake Baumuster / Type:964.341	(19) (23) (23) (102) (83) (28)
3227 LK 3230 LK 3232 LK 3233 LK 3235 LK 3236 LK 3240 LK 3242 LK 3243 LK 3245 LK 3248 LK 3251 LK	01.13 - 01.13 - 01.13 - 01.13 - 01.13 - 01.13 - 01.13 - 01.13 - 01.13 - 01.13 - 01.13 - 01.13 -	Achsausführung / Axle Version:739.516/566 Achslast [t] / Axle Load [t]:8 Achslast [t] / Axle Load [t]:9 für / for:504310 76 Scheibenbremse / Disc Brake Baumuster / Type:964.241	(19) (23) (23) (102) (83) (28)	



MERCEDES-BENZ






AROCS **8x4** **01.13 -**

 8	Lenker, Radaufhängung / Track Control Arm		(5)	21168 01 942 350 15 05 © 30587 01 © 30589 01	
	Dreieckslenker (Nfz) / Wishbone (CV)		(38)		
	Länge [mm] / Length [mm]:622		(69)		
	Rohr-Ø [mm] / Pipe Ø [mm]:46		(80)		
Bohrung-Ø 1 / Bohrung-Ø 2 [mm] / Bore Ø 1 / Bore Ø 2 [mm]:25/25/25		(30)			
Lochabstand 1/Lochabstand 2 / Hole Pitch 1/ Hole Pitch 2:152/130/130		(67)			
Molekularlager / Molecular Bearing		(71)			
3227 L	01.13 -	 Doppelachsaggregat / Tandem-axle Assembly Antriebsachse / Drive Axle für / for:539148 07 Achsausführung / Axle Version:8x4/4 Baumuster / Type:964.041	(36)		
3230 L	01.13 -		(25)		
3232 L	01.13 -		(102)		
3233 L	01.13 -		(19)		
3235 L	01.13 -		(28)		
3236 L	01.13 -				
3240 L	01.13 -				
3242 L	01.13 -				
3243 L	01.13 -				
3245 L	01.13 -				
3248 L	01.13 -				
3251 L	01.13 -				
3227 LB	01.13 -	 Doppelachsaggregat / Tandem-axle Assembly Antriebsachse / Drive Axle für / for:539148 07 Achsausführung / Axle Version:8x4/4 Baumuster / Type:964.341	(36)		
3230 LB	01.13 -		(25)		
3232 LB	01.13 -		(102)		
3233 LB	01.13 -		(19)		
3235 LB	01.13 -		(28)		
3236 LB	01.13 -				
3240 LB	01.13 -				
3242 LB	01.13 -				
3243 LB	01.13 -				
3245 LB	01.13 -				
3248 LB	01.13 -				
3251 LB	01.13 -				
3227 LK	01.13 -	 Doppelachsaggregat / Tandem-axle Assembly Antriebsachse / Drive Axle für / for:539148 07 Achsausführung / Axle Version:8x4/4 Baumuster / Type:964.241	(36)		
3230 LK	01.13 -		(25)		
3232 LK	01.13 -		(102)		
3233 LK	01.13 -		(19)		
3235 LK	01.13 -		(28)		
3236 LK	01.13 -				
3240 LK	01.13 -				
3242 LK	01.13 -				
3243 LK	01.13 -				
3245 LK	01.13 -				
3248 LK	01.13 -				
3251 LK	01.13 -				



MERCEDES-BENZ

AROCS 8x4 01.13 -

 8	Lenker, Radaufhängung / Track Control Arm		(5)	31887 01 942 350 12 05 © 30588 01	
	Dreieckslenker (Nfz) / Wishbone (CV)		(38)		
	Länge [mm] / Length [mm]:622		(69)		
	Rohr-Ø [mm] / Pipe Ø [mm]:46		(80)		
Bohrung-Ø 1 / Bohrung-Ø 2 [mm] / Bore Ø 1 / Bore Ø 2 [mm]:25/23/23		(30)			
Lochabstand 1/Lochabstand 2 / Hole Pitch 1/ Hole Pitch 2:152/130/130		(67)			
Molekularlager / Molecular Bearing		(71)			
3227 L	01.13 -	 Doppelachsaggregat / Tandem-axle Assembly Antriebsachse / Drive Axle für / for:539148 01 Achsausführung / Axle Version:8x4/4 Baumuster / Type:964.041	(36) (25) (102) (19) (28)		
3230 L	01.13 -				
3232 L	01.13 -				
3233 L	01.13 -				
3235 L	01.13 -				
3236 L	01.13 -				
3240 L	01.13 -				
3242 L	01.13 -				
3243 L	01.13 -				
3245 L	01.13 -				
3248 L	01.13 -				
3251 L	01.13 -				
3227 LB	01.13 -	 Doppelachsaggregat / Tandem-axle Assembly Antriebsachse / Drive Axle für / for:539148 01 Achsausführung / Axle Version:8x4/4 Baumuster / Type:964.341	(36) (25) (102) (19) (28)		
3230 LB	01.13 -				
3232 LB	01.13 -				
3233 LB	01.13 -				
3235 LB	01.13 -				
3236 LB	01.13 -				
3240 LB	01.13 -				
3242 LB	01.13 -				
3243 LB	01.13 -				
3245 LB	01.13 -				
3248 LB	01.13 -				
3251 LB	01.13 -				
3227 LK	01.13 -	 Doppelachsaggregat / Tandem-axle Assembly Antriebsachse / Drive Axle für / for:539148 01 Achsausführung / Axle Version:8x4/4 Baumuster / Type:964.241	(36) (25) (102) (19) (28)		
3230 LK	01.13 -				
3232 LK	01.13 -				
3233 LK	01.13 -				
3235 LK	01.13 -				
3236 LK	01.13 -				
3240 LK	01.13 -				
3242 LK	01.13 -				
3243 LK	01.13 -				
3245 LK	01.13 -				
3248 LK	01.13 -				
3251 LK	01.13 -				








MERCEDES-BENZ

AROCS

8x4






01.13 -

 8	Lenker, Radaufhängung / Track Control Arm		(5)	37620 01	960 350 04 05
	Dreieckslenker (Nfz) / Wishbone (CV)		(38)		
	Länge [mm] / Length [mm]:568		(69)		
	Rohr-Ø [mm] / Pipe Ø [mm]:46		(80)		
Bohrung-Ø 1 / Bohrung-Ø 2 [mm] / Bore Ø 1 / Bore Ø 2 [mm]:23/23/25		(30)			
Lochabstand 1/Lochabstand 2 / Hole Pitch 1/ Hole Pitch 2:130/130/152		(67)			
Molekularlager / Molecular Bearing		(71)			
3227 L	01.13 -	 für / for:539272 02/04 Baumuster / Type:964.041	(102) (28)		
3230 L	01.13 -				
3232 L	01.13 -				
3233 L	01.13 -				
3235 L	01.13 -				
3236 L	01.13 -				
3240 L	01.13 -				
3242 L	01.13 -				
3243 L	01.13 -				
3245 L	01.13 -				
3248 L	01.13 -				
3251 L	01.13 -				
3227 LB	01.13 -	 für / for:539272 02/04 Baumuster / Type:964.341	(102) (28)		
3230 LB	01.13 -				
3233 LB	01.13 -				
3235 LB	01.13 -				
3236 LB	01.13 -				
3240 LB	01.13 -				
3242 LB	01.13 -				
3243 LB	01.13 -				
3245 LB	01.13 -				
3248 LB	01.13 -				
3251 LB	01.13 -				
3227 LK	01.13 -	 für / for:539272 02/04 Baumuster / Type:964.241	(102) (28)		
3230 LK	01.13 -				
3232 LK	01.13 -				
3233 LK	01.13 -				
3235 LK	01.13 -				
3236 LK	01.13 -				
3240 LK	01.13 -				
3242 LK	01.13 -				
3243 LK	01.13 -				
3245 LK	01.13 -				
3248 LK	01.13 -				
3251 LK	01.13 -				



MERCEDES-BENZ






AROCS 8x4 01.13 -

	Spurstangenkopf / Tie Rod End Länge [mm] / Length [mm]:120 Gewindemaß / Thread Size:M30x1,5 mit Außengewinde / with external thread mit Rechtsgewinde / with right-hand thread Konusmaß [mm] / Cone Size [mm]:32 mit Zubehör / with accessories		(10) (69) (49) (131) (137) (58) (140)	11394 04 000 460 57 48 
	3227 L 3230 L 3232 L 3233 L 3235 L 3236 L 3240 L 3242 L 3243 L 3245 L 3248 L 3251 L	01.13 - 01.13 - 01.13 - 01.13 - 01.13 - 01.13 - 01.13 - 01.13 - 01.13 - 01.13 - 01.13 - 01.13 -	 für Führungsstange / for guide bar Achslast [t] / Axle Load [t]:7,5 Baumuster / Type:964.041	(122) (23) (28)
	3227 LB 3230 LB 3232 LB 3233 LB 3235 LB 3236 LB 3240 LB 3242 LB 3243 LB 3245 LB 3248 LB 3251 LB	01.13 - 01.13 - 01.13 - 01.13 - 01.13 - 01.13 - 01.13 - 01.13 - 01.13 - 01.13 - 01.13 - 01.13 -	 für Führungsstange / for guide bar Achslast [t] / Axle Load [t]:7,5 Baumuster / Type:964.341	(122) (23) (28)
	3227 LK 3230 LK 3232 LK 3233 LK 3235 LK 3236 LK 3240 LK 3242 LK 3243 LK 3245 LK 3248 LK 3251 LK	01.13 - 01.13 - 01.13 - 01.13 - 01.13 - 01.13 - 01.13 - 01.13 - 01.13 - 01.13 - 01.13 - 01.13 -	 für Führungsstange / for guide bar Achslast [t] / Axle Load [t]:7,5 Baumuster / Type:964.241	(122) (23) (28)



MERCEDES-BENZ

AROCS 8x4 01.13 -

	Spurstangenkopf / Tie Rod End Länge [mm] / Length [mm]:120 Gewindemaß / Thread Size:M30x1,5 mit Außengewinde / with external thread mit Linksgewinde / with left-hand thread Konusmaß [mm] / Cone Size [mm]:32 mit Zubehör / with accessories		(10) (69) (49) (131) (135) (58) (140)	12280 04 000 460 69 48 
	3227 L 01.13 - 3230 L 01.13 - 3232 L 01.13 - 3233 L 01.13 - 3235 L 01.13 - 3236 L 01.13 - 3240 L 01.13 - 3242 L 01.13 - 3243 L 01.13 - 3245 L 01.13 - 3248 L 01.13 - 3251 L 01.13 -	 für Führungsstange / for guide bar Achslast [t] / Axle Load [t]:7,5 Baumuster / Type:964.041	(122) (23) (28)	
	3227 LB 01.13 - 3230 LB 01.13 - 3232 LB 01.13 - 3233 LB 01.13 - 3235 LB 01.13 - 3236 LB 01.13 - 3240 LB 01.13 - 3242 LB 01.13 - 3243 LB 01.13 - 3245 LB 01.13 - 3248 LB 01.13 - 3251 LB 01.13 -	 für Führungsstange / for guide bar Achslast [t] / Axle Load [t]:7,5 Baumuster / Type:964.341	(122) (23) (28)	
	3227 LK 01.13 - 3230 LK 01.13 - 3232 LK 01.13 - 3233 LK 01.13 - 3235 LK 01.13 - 3236 LK 01.13 - 3240 LK 01.13 - 3242 LK 01.13 - 3243 LK 01.13 - 3245 LK 01.13 - 3248 LK 01.13 - 3251 LK 01.13 -	 für Führungsstange / for guide bar Achslast [t] / Axle Load [t]:7,5 Baumuster / Type:964.241	(122) (23) (28)	


Pos



Ref.





MERCEDES-BENZ

AROCS		8x4	01.13 -		
Spurstangenkopf / Tie Rod End für Schubstange / for push rod Länge [mm] / Length [mm]:115 Gewindemaß / Thread Size:M30x1,5 mit Außengewinde / with external thread für Rechtsgewinde / for right-hand thread Konusmaß [mm] / Cone Size [mm]:28,6 mit Zubehör / with accessories		(10) (128) (69) (49) (131) (127) (58) (140)		27623 01 001 460 48 48 	
3227 L	01.13 -	Lenkstockhebel zur 1. VA / Pitman Arm to 1st FA Baumuster / Type:964.041	(66) (28)		
3230 L	01.13 -				
3232 L	01.13 -				
3233 L	01.13 -				
3235 L	01.13 -				
3236 L	01.13 -				
3240 L	01.13 -				
3242 L	01.13 -				
3243 L	01.13 -				
3245 L	01.13 -				
3248 L	01.13 -				
3251 L	01.13 -				
3227 LB	01.13 -	Lenkstockhebel zur 1. VA / Pitman Arm to 1st FA Baumuster / Type:964.341	(66) (28)		
3230 LB	01.13 -				
3232 LB	01.13 -				
3233 LB	01.13 -				
3235 LB	01.13 -				
3236 LB	01.13 -				
3240 LB	01.13 -				
3242 LB	01.13 -				
3243 LB	01.13 -				
3245 LB	01.13 -				
3248 LB	01.13 -				
3251 LB	01.13 -				
3227 LK	01.13 -	Lenkstockhebel zur 1. VA / Pitman Arm to 1st FA Baumuster / Type:964.241	(66) (28)		
3230 LK	01.13 -				
3232 LK	01.13 -				
3233 LK	01.13 -				
3235 LK	01.13 -				
3236 LK	01.13 -				
3240 LK	01.13 -				
3242 LK	01.13 -				
3243 LK	01.13 -				
3245 LK	01.13 -				
3248 LK	01.13 -				
3251 LK	01.13 -				





MERCEDES-BENZ

AROCS **8x4/4** **01.13 -**

 3	Lenkstange / Centre Rod Assembly Schubstange / Push Rod nicht verstellbar / not adjustable Länge [mm] / Length [mm]:772 Konusmaß [mm] / Cone Size [mm]:32 Rohr-Ø [mm] / Pipe Ø [mm]:42 mit Zubehör / with accessories	(6) (85) (146) (69) (58) (80) (140)	37053 01 003 460 79 05 	
	3227 B, 3227 LB 3230 B, 3230 LB 3232 B, 3232 LB 3233 B, 3233 LB 3235 B, 3235 LB 3236 B, 3236 LB 3240 B, 3240 LB 3242 B, 3242 LB 3243 B, 3243 LB 3245 B, 3245 LB 3248 B, 3248 LB 3251 B, 3251 LB	01.13 - 01.13 - 01.13 - 01.13 - 01.13 - 01.13 - 01.13 - 01.13 - 01.13 - 01.13 - 01.13 - 01.13 -	LHD am Zwischenhebel / at the intermediate lever am Lenkhebel / at steering arm für / for:508695 20 Baumuster / Type:964.330/338	(97) (94) (102) (28)
	3227 B, 3227 LB 3230 B, 3230 LB 3232 B, 3232 LB 3233 B, 3233 LB 3235 B, 3235 LB 3236 B, 3236 LB 3240 B, 3240 LB 3242 B, 3242 LB 3243 B, 3243 LB 3245 B, 3245 LB 3248 B, 3248 LB 3251 B, 3251 LB	01.13 - 01.13 - 01.13 - 01.13 - 01.13 - 01.13 - 01.13 - 01.13 - 01.13 - 01.13 - 01.13 - 01.13 -	am Zwischenhebel / at the intermediate lever am Lenkhebel / at steering arm für / for:508695 22 Baumuster / Type:964.330/338	(97) (94) (102) (28)
	3230 K, 3230 LK 3232 K, 3232 LK 3233 K, 3233 LK 3235 K, 3235 LK 3236 K, 3236 LK 3240 K, 3240 LK 3242 K, 3242 LK 3243 K, 3243 LK 3245 K, 3245 LK 3248 K, 3248 LK 3251 K, 3251 LK	01.13 - 01.13 - 01.13 - 01.13 - 01.13 - 01.13 - 01.13 - 01.13 - 01.13 - 01.13 - 01.13 - 01.13 -	LHD am Zwischenhebel / at the intermediate lever am Lenkhebel / at steering arm für / for:508695 20 Baumuster / Type:964.230/238	(97) (94) (102) (28)
	3230 K, 3230 LK 3232 K, 3232 LK 3233 K, 3233 LK 3235 K, 3235 LK 3236 K, 3236 LK 3240 K, 3240 LK 3242 K, 3242 LK 3243 K, 3243 LK 3245 K, 3245 LK 3248 K, 3248 LK 3251 K, 3251 LK	01.13 - 01.13 - 01.13 - 01.13 - 01.13 - 01.13 - 01.13 - 01.13 - 01.13 - 01.13 - 01.13 - 01.13 -	am Zwischenhebel / at the intermediate lever am Lenkhebel / at steering arm für / for:508695 22 Baumuster / Type:964.230	(97) (94) (102) (28)
	3227, 3227 L 3230, 3230 L 3232, 3232 L 3233, 3233 L 3235, 3235 L 3236, 3236 L 3240, 3240 L 3242, 3242 L 3243, 3243 L 3245, 3245 L 3248, 3248 L 3251, 3251 L	01.13 - 01.13 - 01.13 - 01.13 - 01.13 - 01.13 - 01.13 - 01.13 - 01.13 - 01.13 - 01.13 - 01.13 -	LHD am Zwischenhebel / at the intermediate lever am Lenkhebel / at steering arm für / for:508695 20 Baumuster / Type:964.030/038	(97) (94) (102) (28)
	4133 B 4136 B 4140 B 4142 B 4143 B 4145 B 4148 B 4151 B	01.13 - 01.13 - 01.13 - 01.13 - 01.13 - 01.13 - 01.13 - 01.13 -	LHD am Zwischenhebel / at the intermediate lever am Lenkhebel / at steering arm für / for:508695 20 Baumuster / Type:964.331	(97) (94) (102) (28)
	4133 K 4136 K 4140 K 4142 K 4143 K 4145 K 4148 K 4151 K	01.13 - 01.13 - 01.13 - 01.13 - 01.13 - 01.13 - 01.13 - 01.13 -	am Zwischenhebel / at the intermediate lever am Lenkhebel / at steering arm für / for:508695 22 Baumuster / Type:964.231	(97) (94) (102) (28)




MERCEDES-BENZ

AROCS		8x4/4	01.13 -		
 3	Lenkstange / Centre Rod Assembly Schubstange / Push Rod nicht verstellbar / not adjustable Länge [mm] / Length [mm]:772 Konusmaß [mm] / Cone Size [mm]:32 Rohr-Ø [mm] / Pipe Ø [mm]:42 mit Zubehör / with accessories		(6) (85) (146) (69) (58) (80) (140)	37053 01 003 460 79 05 	
	4133 K 01.13 - 4136 K 01.13 - 4140 K 01.13 - 4142 K 01.13 - 4143 K 01.13 - 4145 K 01.13 - 4148 K 01.13 - 4151 K 01.13 -	LHD am Zwischenhebel / at the intermediate lever am Lenkhebel / at steering arm für / for:508695 20 Baumuster / Type:964.231	(97) (94) (102) (28)		
4133 01.13 - 4136 01.13 - 4140 01.13 - 4142 01.13 - 4143 01.13 - 4145 01.13 - 4148 01.13 - 4151 01.13 -	LHD am Zwischenhebel / at the intermediate lever am Lenkhebel / at steering arm für / for:508695 20 Baumuster / Type:964.031	(97) (94) (102) (28)			







MERCEDES-BENZ

AROCS **8x4/4** **01.13 -**

3	<p>Lenkstange / Centre Rod Assembly Schubstange / Push Rod nicht verstellbar / not adjustable Länge [mm] / Length [mm]:999 Konusmaß [mm] / Cone Size [mm]:32 Rohr-Ø [mm] / Pipe Ø [mm]:42 mit Zubehör / with accessories</p>	(6) (85) (146) (69) (58) (80) (140)	<p style="text-align: right;">37054 01 960 463 08 15</p> 	
	3227 B, 3227 LB 3230 B, 3230 LB 3232 B, 3232 LB 3233 B, 3233 LB 3235 B, 3235 LB 3236 B, 3236 LB 3240 B, 3240 LB 3242 B, 3242 LB 3243 B, 3243 LB 3245 B, 3245 LB 3248 B, 3248 LB 3251 B, 3251 LB	01.13 - 01.13 - 01.13 - 01.13 - 01.13 - 01.13 - 01.13 - 01.13 - 01.13 - 01.13 - 01.13 - 01.13 -	<p>LHD am Zwischenhebel / at the intermediate lever vom 1. zum 2. Zwischenhebel / from 1st to 2nd control arm für / for:508695 20 Baumuster / Type:964.330/338</p>	(97) (151) (102) (28)
	3227 B, 3227 LB 3230 B, 3230 LB 3232 B, 3232 LB 3233 B, 3233 LB 3235 B, 3235 LB 3236 B, 3236 LB 3240 B, 3240 LB 3242 B, 3242 LB 3243 B, 3243 LB 3245 B, 3245 LB 3248 B, 3248 LB 3251 B, 3251 LB	01.13 - 01.13 - 01.13 - 01.13 - 01.13 - 01.13 - 01.13 - 01.13 - 01.13 - 01.13 - 01.13 - 01.13 -	<p>LHD am Zwischenhebel / at the intermediate lever vom 1. zum 2. Zwischenhebel / from 1st to 2nd control arm für / for:508695 22 Baumuster / Type:964.330/338</p>	(97) (151) (102) (28)
	3230 K, 3230 LK 3232 K, 3232 LK 3233 K, 3233 LK 3235 K, 3235 LK 3236 K, 3236 LK 3240 K, 3240 LK 3242 K, 3242 LK 3243 K, 3243 LK 3245 K, 3245 LK 3248 K, 3248 LK 3251 K, 3251 LK	01.13 - 01.13 - 01.13 - 01.13 - 01.13 - 01.13 - 01.13 - 01.13 - 01.13 - 01.13 - 01.13 - 01.13 -	<p>LHD am Zwischenhebel / at the intermediate lever vom 1. zum 2. Zwischenhebel / from 1st to 2nd control arm für / for:508695 20 Baumuster / Type:964.230/238</p>	(97) (151) (102) (28)
	3230 K, 3230 LK 3232 K, 3232 LK 3233 K, 3233 LK 3235 K, 3235 LK 3236 K, 3236 LK 3240 K, 3240 LK 3242 K, 3242 LK 3243 K, 3243 LK 3245 K, 3245 LK 3248 K, 3248 LK 3251 K, 3251 LK	01.13 - 01.13 - 01.13 - 01.13 - 01.13 - 01.13 - 01.13 - 01.13 - 01.13 - 01.13 - 01.13 - 01.13 -	<p>LHD am Zwischenhebel / at the intermediate lever vom 1. zum 2. Zwischenhebel / from 1st to 2nd control arm für / for:508695 22 Baumuster / Type:964.230</p>	(97) (151) (102) (28)
	3227, 3227 L 3230, 3230 L 3232, 3232 L 3233, 3233 L 3235, 3235 L 3236, 3236 L 3240, 3240 L 3242, 3242 L 3243, 3243 L 3245, 3245 L 3248, 3248 L 3251, 3251 L	01.13 - 01.13 - 01.13 - 01.13 - 01.13 - 01.13 - 01.13 - 01.13 - 01.13 - 01.13 - 01.13 - 01.13 -	<p>LHD am Zwischenhebel / at the intermediate lever vom 1. zum 2. Zwischenhebel / from 1st to 2nd control arm für / for:508695 20 Baumuster / Type:964.030/038</p>	(97) (151) (102) (28)
	4133 B 4136 B 4140 B 4142 B 4143 B 4145 B 4148 B 4151 B	01.13 - 01.13 - 01.13 - 01.13 - 01.13 - 01.13 - 01.13 - 01.13 -	<p>LHD am Zwischenhebel / at the intermediate lever vom 1. zum 2. Zwischenhebel / from 1st to 2nd control arm für / for:508695 20 Baumuster / Type:964.331</p>	(97) (151) (102) (28)
	4133 K 4136 K 4140 K 4142 K 4143 K 4145 K 4148 K 4151 K	01.13 - 01.13 - 01.13 - 01.13 - 01.13 - 01.13 - 01.13 - 01.13 -	<p>LHD am Zwischenhebel / at the intermediate lever vom 1. zum 2. Zwischenhebel / from 1st to 2nd control arm für / for:508695 20 Baumuster / Type:964.231</p>	(97) (151) (102) (28)





MERCEDES-BENZ

AROCS		8x4/4	01.13 -	
 3	Lenkstange / Centre Rod Assembly Schubstange / Push Rod nicht verstellbar / not adjustable Länge [mm] / Length [mm]:999 Konusmaß [mm] / Cone Size [mm]:32 Rohr-Ø [mm] / Pipe Ø [mm]:42 mit Zubehör / with accessories	(6) (85) (146) (69) (58) (80) (140)		37054 01 960 463 08 15 
	4133 K 01.13 - 4136 K 01.13 - 4140 K 01.13 - 4142 K 01.13 - 4143 K 01.13 - 4145 K 01.13 - 4148 K 01.13 - 4151 K 01.13 -	am Zwischenhebel / at the intermediate lever vom 1. zum 2. Zwischenhebel / from 1st to 2nd control arm für / for:508695 22 Baumuster / Type:964.231	(97) (151) (102) (28)	
4133 4136 4140 4142 4143 4145 4148 4151	01.13 - 01.13 - 01.13 - 01.13 - 01.13 - 01.13 - 01.13 - 01.13 -	LHD am Zwischenhebel / at the intermediate lever vom 1. zum 2. Zwischenhebel / from 1st to 2nd control arm für / for:508695 20 Baumuster / Type:964.031	(97) (151) (102) (28)	
 6	Spurstange / Rod Assembly Führungsstange / Guide Rod einseitig verstellbar / Adjustable on one side Länge [mm] / Length [mm]:1685 Konusmaß [mm] / Cone Size [mm]:32 Rohr-Ø [mm] / Pipe Ø [mm]:50 mit Zubehör / with accessories	(9) (46) (101) (69) (58) (80) (140)		36540 01 960 330 01 03 21971 01 
	3233 B, 3233 LB 01.13 -	Scheibenbremse / Disc Brake Achsausführung / Axle Version:739.528-529/573-576 Achslast [t] / Axle Load [t]:7,5 Achslast [t] / Axle Load [t]:8 Achslast [t] / Axle Load [t]:9 für / for:504310 58 Baumuster / Type:964.338	(83) (19) (23) (23) (23) (102) (28)	
3227 K, 3227 LK 3230 K, 3230 LK 3232 K, 3232 LK 3233 K, 3233 LK 3235 K, 3235 LK 3236 K, 3236 LK 3240 K, 3240 LK 3242 K, 3242 LK 3243 K, 3243 LK 3245 K, 3245 LK 3248 K, 3248 LK 3251 K, 3251 LK	01.13 - 01.13 - 01.13 - 01.13 - 01.13 - 01.13 - 01.13 - 01.13 - 01.13 - 01.13 - 01.13 - 01.13 -	Scheibenbremse / Disc Brake Achslast [t] / Axle Load [t]:7,5 Achslast [t] / Axle Load [t]:8 für / for:504310 58 Baumuster / Type:964.238	(83) (23) (23) (102) (28)	
3227, 3227 L 3230, 3230 L 3232, 3232 L 3233, 3233 L 3235, 3235 L 3236, 3236 L 3240, 3240 L 3242, 3242 L 3243, 3243 L 3245, 3245 L 3248, 3248 L 3251, 3251 L	01.13 - 01.13 - 01.13 - 01.13 - 01.13 - 01.13 - 01.13 - 01.13 - 01.13 - 01.13 - 01.13 -	Achsausführung / Axle Version:739.528-529/573-576 Achslast [t] / Axle Load [t]:7,5 Achslast [t] / Axle Load [t]:8 Achslast [t] / Axle Load [t]:9 für / for:504310 58 Scheibenbremse / Disc Brake Baumuster / Type:964.038	(19) (23) (23) (23) (102) (83) (28)	



MERCEDES-BENZ





AROCS **8x4/4** **01.13 -**

 6	Spurstange / Rod Assembly Führungsstange / Guide Rod beidseitig verstellbar / Adjustable on both sides Länge [mm] / Length [mm]:1636 Konusmaß [mm] / Cone Size [mm]:32 Rohr-Ø [mm] / Pipe Ø [mm]:50 mit Zubehör / with accessories	(9) (46) (100) (69) (58) (80) (140)	37056 01 960 330 10 03  ▲ 12280 04 ▲ 11394 04
	3227 B, 3227 LB 01.13 - 3230 B, 3230 LB 01.13 - 3232 B, 3232 LB 01.13 - 3233 B, 3233 LB 01.13 - 3235 B, 3235 LB 01.13 - 3236 B, 3236 LB 01.13 - 3240 B, 3240 LB 01.13 - 3242 B, 3242 LB 01.13 - 3243 B, 3243 LB 01.13 - 3245 B, 3245 LB 01.13 - 3248 B, 3248 LB 01.13 - 3251 B, 3251 LB 01.13 -	Achsausführung / Axle Version:739.508/506/526/568 Scheiben/Trommel / Disc/Drum Achslast [t] / Axle Load [t]:8 Achslast [t] / Axle Load [t]:9 Baumuster / Type:964.330	(19) (82) (23) (23) (28)
3230 K, 3230 LK 01.13 - 3232 K, 3232 LK 01.13 - 3233 K, 3233 LK 01.13 - 3235 K, 3235 LK 01.13 - 3236 K, 3236 LK 01.13 - 3240 K, 3240 LK 01.13 - 3242 K, 3242 LK 01.13 - 3243 K, 3243 LK 01.13 - 3245 K, 3245 LK 01.13 - 3248 K, 3248 LK 01.13 - 3251 K, 3251 LK 01.13 -	Achsausführung / Axle Version:739.508/506/526/568 Scheiben/Trommel / Disc/Drum Achslast [t] / Axle Load [t]:8 Achslast [t] / Axle Load [t]:9 Baumuster / Type:964.230	(19) (82) (23) (23) (28)	
3227, 3227 L 01.13 - 3230, 3230 L 01.13 - 3232, 3232 L 01.13 - 3233, 3233 L 01.13 - 3235, 3235 L 01.13 - 3236, 3236 L 01.13 - 3240, 3240 L 01.13 - 3242, 3242 L 01.13 - 3243, 3243 L 01.13 - 3245, 3245 L 01.13 - 3248, 3248 L 01.13 - 3251, 3251 L 01.13 -	Achsausführung / Axle Version:739.508/506/526/568 Scheiben/Trommel / Disc/Drum Achslast [t] / Axle Load [t]:8 Achslast [t] / Axle Load [t]:9 Baumuster / Type:964.030	(19) (82) (23) (23) (28)	
4133 B 01.13 - 4136 B 01.13 - 4140 B 01.13 - 4142 B 01.13 - 4143 B 01.13 - 4145 B 01.13 - 4148 B 01.13 - 4151 B 01.13 -	Achsausführung / Axle Version:739.508/506/526/568 Scheiben/Trommel / Disc/Drum Achslast [t] / Axle Load [t]:8 Achslast [t] / Axle Load [t]:9 Baumuster / Type:964.331	(19) (82) (23) (23) (28)	
4133 K 01.13 - 4136 K 01.13 - 4140 K 01.13 - 4142 K 01.13 - 4143 K 01.13 - 4145 K 01.13 - 4148 K 01.13 - 4151 K 01.13 -	Achsausführung / Axle Version:739.508/506/526/568 Scheiben/Trommel / Disc/Drum Achslast [t] / Axle Load [t]:8 Achslast [t] / Axle Load [t]:9 Baumuster / Type:964.231	(19) (82) (23) (23) (28)	
4133 01.13 - 4136 01.13 - 4140 01.13 - 4142 01.13 - 4143 01.13 - 4145 01.13 - 4148 01.13 - 4151 01.13 -	Achsausführung / Axle Version:739.508/506/526/568 Scheiben/Trommel / Disc/Drum Achslast [t] / Axle Load [t]:8 Achslast [t] / Axle Load [t]:9 Baumuster / Type:964.031	(19) (82) (23) (23) (28)	












MERCEDES-BENZ

AROCS 8x4/4 01.13 -

 6	Spurstange / Rod Assembly Führungsstange / Guide Rod beidseitig verstellbar / Adjustable on both sides Länge [mm] / Length [mm]:1660 Konussteigung / Cone Pitch:32 Rohr-Ø [mm] / Pipe Ø [mm]:50 mit Zubehör / with accessories	(9) (46) (100) (69) (59) (80) (140)	37058 01 960 330 11 03  12280 04  11394 04 
	3227 B, 3227 LB 01.13 - 3230 B, 3230 LB 01.13 - 3232 B, 3232 LB 01.13 - 3233 B, 3233 LB 01.13 - 3235 B, 3235 LB 01.13 - 3236 B, 3236 LB 01.13 - 3240 B, 3240 LB 01.13 - 3242 B, 3242 LB 01.13 - 3243 B, 3243 LB 01.13 - 3245 B, 3245 LB 01.13 - 3248 B, 3248 LB 01.13 - 3251 B, 3251 LB 01.13 -	Achsausführung / Axle Version:739.514/516/564/566 Scheiben/Trommel / Disc/Drum Achslast [t] / Axle Load [t]:8 Achslast [t] / Axle Load [t]:9 für / for:504310 76 Baumuster / Type:964.330/338	(19) (82) (23) (23) (102) (28)
3230 K, 3230 LK 01.13 - 3232 K, 3232 LK 01.13 - 3233 K, 3233 LK 01.13 - 3235 K, 3235 LK 01.13 - 3236 K, 3236 LK 01.13 - 3240 K, 3240 LK 01.13 - 3242 K, 3242 LK 01.13 - 3243 K, 3243 LK 01.13 - 3245 K, 3245 LK 01.13 - 3248 K, 3248 LK 01.13 - 3251 K, 3251 LK 01.13 -	Achsausführung / Axle Version:739.516/566/514/564 Achslast [t] / Axle Load [t]:8 Achslast [t] / Axle Load [t]:9 für / for:504310 76 Scheiben/Trommel / Disc/Drum Baumuster / Type:964.230	(19) (23) (23) (102) (82) (28)	
3227, 3227 L 01.13 - 3232, 3232 L 01.13 - 3233, 3233 L 01.13 - 3235, 3235 L 01.13 - 3236, 3236 L 01.13 - 3240, 3240 L 01.13 - 3242, 3242 L 01.13 - 3243, 3243 L 01.13 - 3245, 3245 L 01.13 - 3248, 3248 L 01.13 - 3251, 3251 L 01.13 -	Achsausführung / Axle Version:739.516/566/514 Achslast [t] / Axle Load [t]:8 Achslast [t] / Axle Load [t]:9 für / for:504310 76 Scheiben/Trommel / Disc/Drum Baumuster / Type:964.030	(19) (23) (23) (102) (82) (28)	
4133 B 01.13 - 4136 B 01.13 - 4140 B 01.13 - 4142 B 01.13 - 4143 B 01.13 - 4145 B 01.13 - 4148 B 01.13 - 4151 B 01.13 -	Achsausführung / Axle Version:739.516/566/514/564 Achslast [t] / Axle Load [t]:8 Achslast [t] / Axle Load [t]:9 für / for:504310 76 Scheiben/Trommel / Disc/Drum Baumuster / Type:964.331	(19) (23) (23) (102) (82) (28)	
4133 K 01.13 - 4136 K 01.13 - 4140 K 01.13 - 4142 K 01.13 - 4143 K 01.13 - 4145 K 01.13 - 4148 K 01.13 - 4151 K 01.13 -	Achsausführung / Axle Version:739.516/566/514/564 Achslast [t] / Axle Load [t]:8 Achslast [t] / Axle Load [t]:9 für / for:504310 76 Scheiben/Trommel / Disc/Drum Baumuster / Type:964.231	(19) (23) (23) (102) (82) (28)	
4133 01.13 - 4136 01.13 - 4140 01.13 - 4142 01.13 - 4143 01.13 - 4145 01.13 - 4148 01.13 - 4151 01.13 -	Achsausführung / Axle Version:739.516/566/514/564 Achslast [t] / Axle Load [t]:8 Achslast [t] / Axle Load [t]:9 für / for:504310 76 Scheiben/Trommel / Disc/Drum Baumuster / Type:964.031	(19) (23) (23) (102) (82) (28)	










MERCEDES-BENZ

AROCS		8x4/4	01.13 -				
 12	Lenker, Radaufhängung / Track Control Arm			(5)	37618 01 960 330 03 11		
	Längslenker / Trailing Arm			(70)			
	Länge [mm] / Length [mm]:600			(69)			
	Durchmesser [mm] / Diameter [mm]:72			(41)			
	Bohrung-Ø [mm] / Bore Ø [mm]:24,2			(33)			
	3230 K, 3230 LK	01.13 -		längs / Longitudinal für / for:539238 04 Baumuster / Type:964.230		(130)	
	3232 K, 3232 LK	01.13 -				(102)	
	3233 K, 3233 LK	01.13 -				(28)	
	3235 K, 3235 LK	01.13 -					
	3236 K, 3236 LK	01.13 -					
3240 K, 3240 LK	01.13 -						
3242 K, 3242 LK	01.13 -						
3243 K, 3243 LK	01.13 -						
3245 K, 3245 LK	01.13 -						
3248 K, 3248 LK	01.13 -						
3251 K, 3251 LK	01.13 -						
4133 K	01.13 -		längs / Longitudinal für / for:539238 04 Baumuster / Type:964.231	(130)			
4136 K	01.13 -			(102)			
4140 K	01.13 -			(28)			
4142 K	01.13 -						
4143 K	01.13 -						
4145 K	01.13 -						
4148 K	01.13 -						
4151 K	01.13 -						
 10	Lenker, Radaufhängung / Track Control Arm				(5)	22989 01 948 350 25 05 ® 25158 01	
	Längslenker / Trailing Arm				(70)		
	nicht verstellbar / not adjustable			(146)			
	Länge [mm] / Length [mm]:615			(69)			
	Rohr-Ø [mm] / Pipe Ø [mm]:52			(80)			
	Bohrung-Ø 1 / Bohrung-Ø 2 [mm] / Bore Ø 1 / Bore Ø 2 [mm]:21/21			(30)			
	Lochabstand 1/Lochabstand 2 / Hole Pitch 1/ Hole Pitch 2:152/152			(67)			
	Molekularlager / Molecular Bearing			(71)			
	4133 B	01.13 -		Doppelachsaggregat / Tandem-axle Assembly Antriebsachse / Drive Axle für / for:517144 13/20 Baumuster / Type:964.331	(36)		
	4136 B	01.13 -			(25)		
4140 B	01.13 -	(102)					
4142 B	01.13 -	(28)					
4143 B	01.13 -						
4145 B	01.13 -						
4148 B	01.13 -						
4151 B	01.13 -						
4133 K	01.13 -				Doppelachsaggregat / Tandem-axle Assembly für / for:517144 13/20 Baumuster / Type:964.231	(36)	
4136 K	01.13 -					(102)	
4140 K	01.13 -		(28)				
4142 K	01.13 -						
4143 K	01.13 -						
4145 K	01.13 -						
4148 K	01.13 -						
4151 K	01.13 -						
4133	01.13 -			Doppelachsaggregat / Tandem-axle Assembly für / for:517144 13/20 Baumuster / Type:964.031		(36)	
4136	01.13 -					(102)	
4140	01.13 -	(28)					
4142	01.13 -						
4143	01.13 -						
4145	01.13 -						
4148	01.13 -						
4151	01.13 -						



MERCEDES-BENZ




AROCS 8x4/4 01.13 -

 10	Lenker, Radaufhängung / Track Control Arm Längslenker / Trailing Arm nicht verstellbar / not adjustable Länge [mm] / Length [mm]:565 Rohr-Ø [mm] / Pipe Ø [mm]:52 Bohrung-Ø 1 / Bohrung-Ø 2 [mm] / Bore Ø 1 / Bore Ø 2 [mm]:21/21 Lochabstand 1/Lochabstand 2 / Hole Pitch 1/ Hole Pitch 2:152/152 Molekularlager / Molecular Bearing	(5) (70) (146) (69) (80) (30) (67) (71)	29461 01 © 25158 01 	
	3230 K, 3230 LK 3232 K, 3232 LK 3233 K, 3233 LK 3235 K, 3235 LK 3236 K, 3236 LK 3240 K, 3240 LK 3242 K, 3242 LK 3243 K, 3243 LK 3245 K, 3245 LK 3248 K, 3248 LK 3251 K, 3251 LK	01.13 - 01.13 - 01.13 - 01.13 - 01.13 - 01.13 - 01.13 - 01.13 - 01.13 - 01.13 - 01.13 -	 Doppelachsaggregat / Tandem-axle Assembly für / for:517144 Baumuster / Type:964.230	(36) (102) (28)
3227, 3227 L 3230, 3230 L 3232, 3232 L 3233, 3233 L 3235, 3235 L 3236, 3236 L 3240, 3240 L 3242, 3242 L 3243, 3243 L 3245, 3245 L 3248, 3248 L 3251, 3251 L	01.13 - 01.13 - 01.13 - 01.13 - 01.13 - 01.13 - 01.13 - 01.13 - 01.13 - 01.13 - 01.13 -	 Doppelachse mit zwei angetriebenen Achsen / Double axle with two driven axles für Fahrzeuge mit Blattfederung / for leaf-spring suspension vehicles Baumuster / Type:964.030 mit Parabelfeder / with parabolic spring	(37) (105) (28) (136)	
4133 B 4136 B 4140 B 4142 B 4143 B 4145 B 4148 B 4151 B	01.13 - 01.13 - 01.13 - 01.13 - 01.13 - 01.13 - 01.13 - 01.13 -	 Doppelachsaggregat / Tandem-axle Assembly Antriebsachse / Drive Axle Baumuster / Type:964.331	(36) (25) (28)	
4133 K 4136 K 4140 K 4142 K 4143 K 4145 K 4148 K 4151 K	01.13 - 01.13 - 01.13 - 01.13 - 01.13 - 01.13 - 01.13 - 01.13 -	 Doppelachsaggregat / Tandem-axle Assembly Baumuster / Type:964.231	(36) (28)	
4133 4136 4140 4142 4143 4145 4148 4151	01.13 - 01.13 - 01.13 - 01.13 - 01.13 - 01.13 - 01.13 - 01.13 -	 Doppelachsaggregat / Tandem-axle Assembly Baumuster / Type:964.031	(36) (28)	










MERCEDES-BENZ

AROCS 8x4/4 01.13 -

8	Lenker, Radaufhängung / Track Control Arm Dreieckslenker (Nfz) / Wishbone (CV) Länge [mm] / Length [mm]:622 Rohr-Ø [mm] / Pipe Ø [mm]:46 Bohrung-Ø 1 / Bohrung-Ø 2 [mm] / Bore Ø 1 / Bore Ø 2 [mm]:25/25/25 Lochabstand 1/Lochabstand 2 / Hole Pitch 1/ Hole Pitch 2:152/130/130 Molekularlager / Molecular Bearing	(5) (38) (69) (80) (30) (67) (71)	21168 01 942 350 15 05 © 30587 01 © 30589 01 
3227 B, 3227 LB 3230 B, 3230 LB 3232 B, 3232 LB 3233 B, 3233 LB 3235 B, 3235 LB 3236 B, 3236 LB 3240 B, 3240 LB 3242 B, 3242 LB 3243 B, 3243 LB 3245 B, 3245 LB 3248 B, 3248 LB 3251 B, 3251 LB	01.13 - 01.13 - 01.13 - 01.13 - 01.13 - 01.13 - 01.13 - 01.13 - 01.13 - 01.13 - 01.13 - 01.13 -	 Doppelachse mit zwei angetriebenen Achsen / Double axle with two driven axles für / for:539148 07 Baumuster / Type:964.338	(37)
3227 K, 3227 LK 3230 K, 3230 LK 3232 K, 3232 LK 3233 K, 3233 LK 3235 K, 3235 LK 3236 K, 3236 LK 3240 K, 3240 LK 3242 K, 3242 LK 3243 K, 3243 LK 3245 K, 3245 LK 3248 K, 3248 LK 3251 K, 3251 LK	01.13 - 01.13 - 01.13 - 01.13 - 01.13 - 01.13 - 01.13 - 01.13 - 01.13 - 01.13 - 01.13 - 01.13 -	 für / for:539148 07 Baumuster / Type:964.238	(102)
3227, 3227 L 3230, 3230 L 3232, 3232 L 3233, 3233 L 3235, 3235 L 3236, 3236 L 3240, 3240 L 3242, 3242 L 3243, 3243 L 3245, 3245 L 3248, 3248 L 3251, 3251 L	01.13 - 01.13 - 01.13 - 01.13 - 01.13 - 01.13 - 01.13 - 01.13 - 01.13 - 01.13 - 01.13 - 01.13 -	Doppelachse mit zwei angetriebenen Achsen / Double axle with two driven axles für Fahrzeuge mit Luftfederung / for pneumatic suspension vehicles für / for:539148 07 Baumuster / Type:964.038	(37)













MERCEDES-BENZ

AROCS		8x4/4	01.13 -		
 8	Lenker, Radaufhängung / Track Control Arm		(5)	23069 02 948 350 30 05 © 30590 01 © 30589 01 	
	Dreieckslenker (Nfz) / Wishbone (CV)		(38)		
	Länge [mm] / Length [mm]:622		(69)		
	Lochabstand 1/Lochabstand 2 / Hole Pitch 1/ Hole Pitch 2:152/130/130		(67)		
	Bohrung-Ø 1 / Bohrung-Ø 2 [mm] / Bore Ø 1 / Bore Ø 2 [mm]:25/25/25		(30)		
	Rohr-Ø [mm] / Pipe Ø [mm]:46		(80)		
	Molekularlager / Molecular Bearing		(71)		
	3233 B, 3233 LB	01.13 -	 Doppelachse mit zwei angetriebenen Achsen / Double axle with two driven axles (37) für / for:539148 09 (102) für / for:517142 12 (102) Baumuster / Type:964.330 (28)		
	3230 K, 3230 LK	01.13 -	 Doppelachsaggregat / Tandem-axle Assembly (36) Antriebsachse / Drive Axle (25) Achslast [t] / Axle Load [t]:2x10 (23) Achslast [t] / Axle Load [t]:2x13 (23) Scheibenbremse / Disc Brake (83) Baumuster / Type:964.230 (28)		
	3232 K, 3232 LK	01.13 -			
	3233 K, 3233 LK	01.13 -			
	3235 K, 3235 LK	01.13 -			
	3236 K, 3236 LK	01.13 -			
	3240 K, 3240 LK	01.13 -			
	3242 K, 3242 LK	01.13 -			
3243 K, 3243 LK	01.13 -				
3245 K, 3245 LK	01.13 -				
3248 K, 3248 LK	01.13 -				
3251 K, 3251 LK	01.13 -				
3227, 3227 L	01.13 -	Doppelachse mit zwei angetriebenen Achsen / Double axle with two driven axles (37) für Fahrzeuge mit Blattfederung / for leaf-spring suspension vehicles (105) Baumuster / Type:964.030 (28) mit Parabelfeder / with parabolic spring (136)			
3230, 3230 L	01.13 -				
3232, 3232 L	01.13 -				
3233, 3233 L	01.13 -				
3235, 3235 L	01.13 -				
3236, 3236 L	01.13 -				
3240, 3240 L	01.13 -				
3242, 3242 L	01.13 -				
3243, 3243 L	01.13 -				
3245, 3245 L	01.13 -				
3248, 3248 L	01.13 -				
3251, 3251 L	01.13 -				
4133 B	01.13 -	 Doppelachsaggregat / Tandem-axle Assembly (36) Antriebsachse / Drive Axle (25) Achslast [t] / Axle Load [t]:2x10 (23) Achslast [t] / Axle Load [t]:2x13 (23) Scheibenbremse / Disc Brake (83) Baumuster / Type:964.331 (28)			
4136 B	01.13 -				
4140 B	01.13 -				
4142 B	01.13 -				
4143 B	01.13 -				
4145 B	01.13 -				
4148 B	01.13 -				
4151 B	01.13 -				
4133 K	01.13 -	 Doppelachsaggregat / Tandem-axle Assembly (36) Scheibenbremse / Disc Brake (83) Achslast [t] / Axle Load [t]:2x10 (23) Achslast [t] / Axle Load [t]:2x13 (23) Baumuster / Type:964.231 (28)			
4136 K	01.13 -				
4140 K	01.13 -				
4142 K	01.13 -				
4143 K	01.13 -				
4145 K	01.13 -				
4148 K	01.13 -				
4151 K	01.13 -				
4133	01.13 -	 Doppelachsaggregat / Tandem-axle Assembly (36) Scheibenbremse / Disc Brake (83) Achslast [t] / Axle Load [t]:2x10 (23) Achslast [t] / Axle Load [t]:2x13 (23) Baumuster / Type:964.031 (28)			
4136	01.13 -				
4140	01.13 -				
4142	01.13 -				
4143	01.13 -				
4145	01.13 -				
4148	01.13 -				
4151	01.13 -				












MERCEDES-BENZ

AROCS **8x4/4** **01.13 -**

 8	Lenker, Radaufhängung / Track Control Arm Dreieckslenker (Nfz) / Wishbone (CV) Länge [mm] / Length [mm]:667 Lochabstand 1/Lochabstand 2 / Hole Pitch 1/ Hole Pitch 2:152/130/130 Bohrung-Ø 1 / Bohrung-Ø 2 [mm] / Bore Ø 1 / Bore Ø 2 [mm]:25/23/23 Rohr-Ø [mm] / Pipe Ø [mm]:60 Molekularlager / Molecular Bearing		(5) (38) (69) (67) (30) (80) (71)	25314 01 948 350 23 05 © 28706 01 © 28705 01	
	4133 B	01.13 -	 Doppelachsaggregat / Tandem-axle Assembly Antriebsachse / Drive Axle Achslast [t] / Axle Load [t]:2x18 Scheibenbremse / Disc Brake Baumuster / Type:964.331	(36)	
	4136 B	01.13 -		(25)	
	4140 B	01.13 -		(23)	
	4142 B	01.13 -		(83)	
	4143 B	01.13 -		(28)	
	4145 B	01.13 -			
	4148 B	01.13 -			
	4151 B	01.13 -			
	4133 K	01.13 -	 Doppelachsaggregat / Tandem-axle Assembly Scheibenbremse / Disc Brake Achslast [t] / Axle Load [t]:2x18 Baumuster / Type:964.231	(36)	
	4136 K	01.13 -		(83)	
	4140 K	01.13 -		(23)	
4142 K	01.13 -	(28)			
4143 K	01.13 -				
4145 K	01.13 -				
4148 K	01.13 -				
4151 K	01.13 -				
4133	01.13 -	 Doppelachsaggregat / Tandem-axle Assembly Scheibenbremse / Disc Brake Achslast [t] / Axle Load [t]:2x18 Baumuster / Type:964.031	(36)		
4136	01.13 -		(83)		
4140	01.13 -		(23)		
4142	01.13 -		(28)		
4143	01.13 -				
4145	01.13 -				
4148	01.13 -				
4151	01.13 -				
 8	Lenker, Radaufhängung / Track Control Arm Dreieckslenker (Nfz) / Wishbone (CV) Länge [mm] / Length [mm]:621,5 Rohr-Ø [mm] / Pipe Ø [mm]:60 Bohrung-Ø 1 / Bohrung-Ø 2 [mm] / Bore Ø 1 / Bore Ø 2 [mm]:25/23/23 Lochabstand 1/Lochabstand 2 / Hole Pitch 1/ Hole Pitch 2:152/130/130 Molekularlager / Molecular Bearing		(5) (38) (69) (80) (30) (67) (71)	26031 01 948 350 22 05 © 28706 01 © 28705 01	
	4133 B	01.13 -	 Doppelachsaggregat / Tandem-axle Assembly Antriebsachse / Drive Axle Achslast [t] / Axle Load [t]:2x16 Scheibenbremse / Disc Brake Baumuster / Type:964.331	(36)	
	4136 B	01.13 -		(25)	
	4140 B	01.13 -		(23)	
	4142 B	01.13 -		(83)	
	4143 B	01.13 -		(28)	
	4145 B	01.13 -			
	4148 B	01.13 -			
	4151 B	01.13 -			
	4133 K	01.13 -	 Doppelachsaggregat / Tandem-axle Assembly Scheibenbremse / Disc Brake Achslast [t] / Axle Load [t]:2x16 Baumuster / Type:964.231	(36)	
	4136 K	01.13 -		(83)	
	4140 K	01.13 -		(23)	
4142 K	01.13 -	(28)			
4143 K	01.13 -				
4145 K	01.13 -				
4148 K	01.13 -				
4151 K	01.13 -				
4133	01.13 -	 Doppelachsaggregat / Tandem-axle Assembly Scheibenbremse / Disc Brake Achslast [t] / Axle Load [t]:2x16 Baumuster / Type:964.031	(36)		
4136	01.13 -		(83)		
4140	01.13 -		(23)		
4142	01.13 -		(28)		
4143	01.13 -				
4145	01.13 -				
4148	01.13 -				
4151	01.13 -				














MERCEDES-BENZ

AROCS		8x4/4	01.13 -			
 8	Lenker, Radaufhängung / Track Control Arm Dreieckslenker (Nfz) / Wishbone (CV) Länge [mm] / Length [mm]:622 Rohr-Ø [mm] / Pipe Ø [mm]:46 Bohrung-Ø 1 / Bohrung-Ø 2 [mm] / Bore Ø 1 / Bore Ø 2 [mm]:25/23/23 Lochabstand 1/Lochabstand 2 / Hole Pitch 1/ Hole Pitch 2:152/130/130 Molekularlager / Molecular Bearing			(5) (38) (69) (80) (30) (67) (71)	31887 01 942 350 12 05 © 30588 01 	
	3233 B, 3233 LB	01.13 -	 Doppelachse mit zwei angetriebenen Achsen / Double axle with two driven axles für / for:539148 01 Baumuster / Type:964.338	(37) (102) (28)		
	3227 K, 3227 LK 3230 K, 3230 LK 3232 K, 3232 LK 3233 K, 3233 LK 3235 K, 3235 LK 3236 K, 3236 LK 3240 K, 3240 LK 3242 K, 3242 LK 3243 K, 3243 LK 3245 K, 3245 LK 3248 K, 3248 LK 3251 K, 3251 LK	01.13 - 01.13 - 01.13 - 01.13 - 01.13 - 01.13 - 01.13 - 01.13 - 01.13 - 01.13 - 01.13 - 01.13 -	 für / for:539148 01 Baumuster / Type:964.238	(102) (28)		
	3227, 3227 L 3230, 3230 L 3232, 3232 L 3233, 3233 L 3235, 3235 L 3236, 3236 L 3240, 3240 L 3242, 3242 L 3243, 3243 L 3245, 3245 L 3248, 3248 L 3251, 3251 L	01.13 - 01.13 - 01.13 - 01.13 - 01.13 - 01.13 - 01.13 - 01.13 - 01.13 - 01.13 - 01.13 - 01.13 -	Doppelachse mit zwei angetriebenen Achsen / Double axle with two driven axles für Fahrzeuge mit Luftfederung / for pneumatic suspension vehicles für / for:539148 01 Baumuster / Type:964.038	(37) (108) (102) (28)		
	 8	Lenker, Radaufhängung / Track Control Arm Dreieckslenker (Nfz) / Wishbone (CV) Länge [mm] / Length [mm]:621,5 Rohr-Ø [mm] / Pipe Ø [mm]:60 Bohrung-Ø 1 / Bohrung-Ø 2 [mm] / Bore Ø 1 / Bore Ø 2 [mm]:25/23/23 Lochabstand 1/Lochabstand 2 / Hole Pitch 1/ Hole Pitch 2:152/130/130 Molekularlager / Molecular Bearing			(5) (38) (69) (80) (30) (67) (71)	33736 01 948 350 27 05 © 28706 01 © 28705 01 
		4133 B 4136 B 4140 B 4142 B 4143 B 4145 B 4148 B 4151 B	01.13 - 01.13 - 01.13 - 01.13 - 01.13 - 01.13 - 01.13 - 01.13 -	 Doppelachsaggregat / Tandem-axle Assembly Antriebsachse / Drive Axle Achslast [t] / Axle Load [t]:2x16 Trommelbremse / Drum Brake Baumuster / Type:964.331	(36) (25) (23) (86) (28)	
		4133 K 4136 K 4140 K 4142 K 4143 K 4145 K 4148 K 4151 K	01.13 - 01.13 - 01.13 - 01.13 - 01.13 - 01.13 - 01.13 - 01.13 -	 Doppelachsaggregat / Tandem-axle Assembly Trommelbremse / Drum Brake Achslast [t] / Axle Load [t]:2x16 Baumuster / Type:964.231	(36) (86) (23) (28)	
		4133 4136 4140 4142 4143 4145 4148 4151	01.13 - 01.13 - 01.13 - 01.13 - 01.13 - 01.13 - 01.13 - 01.13 -	 Doppelachsaggregat / Tandem-axle Assembly Trommelbremse / Drum Brake Achslast [t] / Axle Load [t]:2x16 Baumuster / Type:964.031	(36) (86) (23) (28)	



MERCEDES-BENZ









AROCS 8x4/4 01.13 -

 8	Lenker, Radaufhängung / Track Control Arm Dreieckslenker (Nfz) / Wishbone (CV) Länge [mm] / Length [mm]:667 Rohr-Ø [mm] / Pipe Ø [mm]:60 Bohrung-Ø 1 / Bohrung-Ø 2 [mm] / Bore Ø 1 / Bore Ø 2 [mm]:25/23/23 Lochabstand 1/Lochabstand 2 / Hole Pitch 1/ Hole Pitch 2:152/130/130 Molekularlager / Molecular Bearing	(5) (38) (69) (80) (30) (67) (71)	33737 01 948 350 28 05 © 28706 01 © 28705 01		
	4133 B 01.13 - 4136 B 01.13 - 4140 B 01.13 - 4142 B 01.13 - 4143 B 01.13 - 4145 B 01.13 - 4148 B 01.13 - 4151 B 01.13 -	 Doppelachsaggregat / Tandem-axle Assembly (36) Antriebsachse / Drive Axle (25) Achslast [t] / Axle Load [t]:13/18 (23) Trommelbremse / Drum Brake (86) Baumuster / Type:964.331 (28)			
	4133 K 01.13 - 4136 K 01.13 - 4140 K 01.13 - 4142 K 01.13 - 4143 K 01.13 - 4145 K 01.13 - 4148 K 01.13 - 4151 K 01.13 -	 Doppelachsaggregat / Tandem-axle Assembly (36) Trommelbremse / Drum Brake (86) Achslast [t] / Axle Load [t]:13/18 (23) Baumuster / Type:964.231 (28)			
	4133 01.13 - 4136 01.13 - 4140 01.13 - 4142 01.13 - 4143 01.13 - 4145 01.13 - 4148 01.13 - 4151 01.13 -	 Doppelachsaggregat / Tandem-axle Assembly (36) Trommelbremse / Drum Brake (86) Achslast [t] / Axle Load [t]:13/18 (23) Baumuster / Type:964.031 (28)			
	 8	Lenker, Radaufhängung / Track Control Arm Dreieckslenker (Nfz) / Wishbone (CV) Länge [mm] / Length [mm]:622 Rohr-Ø [mm] / Pipe Ø [mm]:46 Bohrung-Ø 1 / Bohrung-Ø 2 [mm] / Bore Ø 1 / Bore Ø 2 [mm]:25/25/25 Lochabstand 1/Lochabstand 2 / Hole Pitch 1/ Hole Pitch 2:152/130/130 Molekularlager / Molecular Bearing	(5) (38) (69) (80) (30) (67) (71)	33738 01 948 350 29 05 © 30589 01 © 30590 01	
		3230 K, 3230 LK 01.13 - 3232 K, 3232 LK 01.13 - 3233 K, 3233 LK 01.13 - 3235 K, 3235 LK 01.13 - 3236 K, 3236 LK 01.13 - 3240 K, 3240 LK 01.13 - 3242 K, 3242 LK 01.13 - 3243 K, 3243 LK 01.13 - 3245 K, 3245 LK 01.13 - 3248 K, 3248 LK 01.13 - 3251 K, 3251 LK 01.13 -	 Doppelachsaggregat / Tandem-axle Assembly (36) Antriebsachse / Drive Axle (25) Achslast [t] / Axle Load [t]:2x13 (23) Trommelbremse / Drum Brake (86) Baumuster / Type:964.230 (28)		
		4133 B 01.13 - 4136 B 01.13 - 4140 B 01.13 - 4142 B 01.13 - 4143 B 01.13 - 4145 B 01.13 - 4148 B 01.13 - 4151 B 01.13 -	 Doppelachsaggregat / Tandem-axle Assembly (36) Antriebsachse / Drive Axle (25) Achslast [t] / Axle Load [t]:2x13 (23) Trommelbremse / Drum Brake (86) Baumuster / Type:964.331 (28)		
		4133 K 01.13 - 4136 K 01.13 - 4140 K 01.13 - 4142 K 01.13 - 4143 K 01.13 - 4145 K 01.13 - 4148 K 01.13 - 4151 K 01.13 -	 Doppelachsaggregat / Tandem-axle Assembly (36) Trommelbremse / Drum Brake (86) Achslast [t] / Axle Load [t]:2x13 (23) Baumuster / Type:964.231 (28)		
		4133 01.13 - 4136 01.13 - 4140 01.13 - 4142 01.13 - 4143 01.13 - 4145 01.13 - 4148 01.13 - 4151 01.13 -	 Doppelachsaggregat / Tandem-axle Assembly (36) Trommelbremse / Drum Brake (86) Achslast [t] / Axle Load [t]:2x13 (23) Baumuster / Type:964.031 (28)		



MERCEDES-BENZ



AROCS 8x4/4 01.13 -

<p> 8</p>	<p>Lenker, Radaufhängung / Track Control Arm Dreieckslenker (Nfz) / Wishbone (CV) Länge [mm] / Length [mm]:622 Rohr-Ø [mm] / Pipe Ø [mm]:46 Bohrung-Ø 1 / Bohrung-Ø 2 [mm] / Bore Ø 1 / Bore Ø 2 [mm]:25/25/25 Lochabstand 1/Lochabstand 2 / Hole Pitch 1/ Hole Pitch 2:152/130/130 Molekularlager / Molecular Bearing</p>	<p>(5) (38) (69) (80) (30) (67) (71)</p>	<p>34362 01 944 350 04 05 © 30587 01 © 30589 01</p> 
	<p>3230 K, 3230 LK 01.13 - 3232 K, 3232 LK 01.13 - 3233 K, 3233 LK 01.13 - 3235 K, 3235 LK 01.13 - 3236 K, 3236 LK 01.13 - 3240 K, 3240 LK 01.13 - 3242 K, 3242 LK 01.13 - 3243 K, 3243 LK 01.13 - 3245 K, 3245 LK 01.13 - 3248 K, 3248 LK 01.13 - 3251 K, 3251 LK 01.13 -</p>		<p> Doppelachsaggregat / Tandem-axle Assembly (36) Antriebsachse / Drive Axle (25) Achslast [t] / Axle Load [t]:2x10 (23) Trommelbremse / Drum Brake (86) Baumuster / Type:964.230 (28)</p>
<p> 13</p>	<p>Stange/Strebe, Stabilisator / Rod/Strut, stabiliser Koppelstange / Coupling Rod Länge [mm] / Length [mm]:350 Konusmaß [mm] / Cone Size [mm]:26 Rohr-Ø [mm] / Pipe Ø [mm]:36 mit Zubehör / with accessories</p>	<p>(11) (60) (69) (58) (80) (140)</p>	<p>37622 01 960 326 32 47</p> 
	<p>3227 B, 3227 LB 01.13 - 3230 B, 3230 LB 01.13 - 3232 B, 3232 LB 01.13 - 3233 B, 3233 LB 01.13 - 3235 B, 3235 LB 01.13 - 3236 B, 3236 LB 01.13 - 3240 B, 3240 LB 01.13 - 3242 B, 3242 LB 01.13 - 3243 B, 3243 LB 01.13 - 3245 B, 3245 LB 01.13 - 3248 B, 3248 LB 01.13 - 3251 B, 3251 LB 01.13 -</p>		<p> für / for:541249 16 (102) Baumuster / Type:964.338 (28) Einbau am Zusatzstabilisator / Einbau am Zusatzstabilisator (42)</p>
	<p>3227 K, 3227 LK 01.13 - 3230 K, 3230 LK 01.13 - 3232 K, 3232 LK 01.13 - 3233 K, 3233 LK 01.13 - 3235 K, 3235 LK 01.13 - 3236 K, 3236 LK 01.13 - 3240 K, 3240 LK 01.13 - 3242 K, 3242 LK 01.13 - 3243 K, 3243 LK 01.13 - 3245 K, 3245 LK 01.13 - 3248 K, 3248 LK 01.13 - 3251 K, 3251 LK 01.13 -</p>		<p> für / for:541249 16 (102) Baumuster / Type:964.238 (28) Einbau am Zusatzstabilisator / Einbau am Zusatzstabilisator (42)</p>
	<p>3227, 3227 L 01.13 - 3230, 3230 L 01.13 - 3232, 3232 L 01.13 - 3233, 3233 L 01.13 - 3235, 3235 L 01.13 - 3236, 3236 L 01.13 - 3240, 3240 L 01.13 - 3242, 3242 L 01.13 - 3243, 3243 L 01.13 - 3245, 3245 L 01.13 - 3248, 3248 L 01.13 - 3251, 3251 L 01.13 -</p>		<p> für / for:541249 16 (102) Baumuster / Type:964.038 (28) Einbau am Zusatzstabilisator / Einbau am Zusatzstabilisator (42)</p>



MERCEDES-BENZ



AROCS **8x4/4** **01.13 -**

	<p>Schraube, Spureinstellung / Bolt, wheel alignment DIN/ISO / DIN / ISO: DIN 22mm/ISO 21mm Länge [mm] / Length [mm]: 110 Innengewinde [mm] / Inner Thread [mm]: M30x1,5 mit Rechtsgewinde / with right-hand thread Aussengewinde [mm] / Outer Thread [mm]: M38x1,5 mit Linksgewinde / with left-hand thread</p>	(8) (34) (69) (55) (137) (27) (135)	<p style="text-align: right;">21971 01 000 992 21 39</p> 	
	3227 K, 3227 LK 01.13 - 3230 K, 3230 LK 01.13 - 3232 K, 3232 LK 01.13 - 3233 K, 3233 LK 01.13 - 3235 K, 3235 LK 01.13 - 3236 K, 3236 LK 01.13 - 3240 K, 3240 LK 01.13 - 3242 K, 3242 LK 01.13 - 3243 K, 3243 LK 01.13 - 3245 K, 3245 LK 01.13 - 3248 K, 3248 LK 01.13 - 3251 K, 3251 LK 01.13 -		für Führungsstange / for guide bar Baumuster / Type: 964.238	(122) (28)



MERCEDES-BENZ



AROCS **8x4/4** **01.13 -**

	Spurstangenkopf / Tie Rod End Länge [mm] / Length [mm]:120 Gewindemaß / Thread Size:M30x1,5 mit Außengewinde / with external thread mit Rechtsgewinde / with right-hand thread Konusmaß [mm] / Cone Size [mm]:32 mit Zubehör / with accessories		(10) (69) (49) (131) (137) (58) (140)	11394 04 000 460 57 48 
	3230 K, 3230 LK 3232 K, 3232 LK 3233 K, 3233 LK 3235 K, 3235 LK 3236 K, 3236 LK 3240 K, 3240 LK 3242 K, 3242 LK 3243 K, 3243 LK 3245 K, 3245 LK 3248 K, 3248 LK 3251 K, 3251 LK	01.13 - 01.13 - 01.13 - 01.13 - 01.13 - 01.13 - 01.13 - 01.13 - 01.13 - 01.13 - 01.13 -	Lenkstockhebel zur 1. VA / Pitman Arm to 1st FA für Schubstange / for push rod für / for:508063 91 Baumuster / Type:964.230/238	(66) (128) (102) (28)
3230 K, 3230 LK 3232 K, 3232 LK 3233 K, 3233 LK 3235 K, 3235 LK 3236 K, 3236 LK 3240 K, 3240 LK 3242 K, 3242 LK 3243 K, 3243 LK 3245 K, 3245 LK 3248 K, 3248 LK 3251 K, 3251 LK	01.13 - 01.13 - 01.13 - 01.13 - 01.13 - 01.13 - 01.13 - 01.13 - 01.13 - 01.13 - 01.13 -	Zwischenhebel zur Vorderachse 2 / Control arm to front axle 2 für Schubstange / for push rod für / for:508063 90/93 Baumuster / Type:964.230/238	(92) (128) (102) (28)	
4133 B 4136 B 4140 B 4142 B 4143 B 4145 B 4148 B 4151 B	01.13 - 01.13 - 01.13 - 01.13 - 01.13 - 01.13 - 01.13 - 01.13 -	für Schubstange / for push rod Zwischenhebel zur Vorderachse 2 / Control arm to front axle 2 für / for:508063 90/91/93 Baumuster / Type:964.331	(128) (92) (102) (28)	
4133 K 4136 K 4140 K 4142 K 4143 K 4145 K 4148 K 4151 K	01.13 - 01.13 - 01.13 - 01.13 - 01.13 - 01.13 - 01.13 - 01.13 -	Lenkstockhebel zur 1. VA / Pitman Arm to 1st FA für Schubstange / for push rod für / for:508063 91 Baumuster / Type:964.231	(66) (128) (102) (28)	
4133 K 4136 K 4140 K 4142 K 4143 K 4145 K 4148 K 4151 K	01.13 - 01.13 - 01.13 - 01.13 - 01.13 - 01.13 - 01.13 - 01.13 -	Zwischenhebel zur Vorderachse 2 / Control arm to front axle 2 für Schubstange / for push rod für / for:508063 90/93 Baumuster / Type:964.231	(92) (128) (102) (28)	
4133 4136 4140 4142 4143 4145 4148 4151	01.13 - 01.13 - 01.13 - 01.13 - 01.13 - 01.13 - 01.13 - 01.13 -	Lenkstockhebel zur 1. VA / Pitman Arm to 1st FA für Schubstange / for push rod für / for:508063 91 Baumuster / Type:964.031	(66) (128) (102) (28)	
4133 4136 4140 4142 4143 4145 4148 4151	01.13 - 01.13 - 01.13 - 01.13 - 01.13 - 01.13 - 01.13 - 01.13 -	Zwischenhebel zur Vorderachse 2 / Control arm to front axle 2 für Schubstange / for push rod für / for:508063 90/93 Baumuster / Type:964.031	(92) (128) (102) (28)	
3227 K, 3227 LK	01.13 -	Lenkstockhebel zur 1. VA / Pitman Arm to 1st FA für Schubstange / for push rod für / for:508063 91 Baumuster / Type:964.238	(66) (128) (102) (28)	
3227 K, 3227 LK	01.13 -	Zwischenhebel zur Vorderachse 2 / Control arm to front axle 2 für Schubstange / for push rod für / for:508063 90/93 Baumuster / Type:964.238	(92) (128) (102) (28)	



MERCEDES-BENZ


AROCS **8x4/4** **01.13 -**

	Spurstangenkopf / Tie Rod End Länge [mm] / Length [mm]:120 Gewindemaß / Thread Size:M30x1,5 mit Außengewinde / with external thread mit Linksgewinde / with left-hand thread Konusmaß [mm] / Cone Size [mm]:32 mit Zubehör / with accessories		(10) (69) (49) (131) (135) (58) (140)	12280 04 000 460 69 48 
	3230 K, 3230 LK 3232 K, 3232 LK 3233 K, 3233 LK 3235 K, 3235 LK 3236 K, 3236 LK 3240 K, 3240 LK 3242 K, 3242 LK 3243 K, 3243 LK 3245 K, 3245 LK 3248 K, 3248 LK 3251 K, 3251 LK	01.13 - 01.13 - 01.13 - 01.13 - 01.13 - 01.13 - 01.13 - 01.13 - 01.13 - 01.13 - 01.13 -	Zwischenhebel zur Vorderachse 2 / Control arm to front axle 2 für Schubstange / for push rod für / for:508063 90/93 Baumuster / Type:964.230/238	(92) (128) (102) (28)
4133 B 4136 B 4140 B 4142 B 4143 B 4145 B 4148 B 4151 B	01.13 - 01.13 - 01.13 - 01.13 - 01.13 - 01.13 - 01.13 - 01.13 -	für Schubstange / for push rod Zwischenhebel zur Vorderachse 2 / Control arm to front axle 2 für / for:508063 90/93 Baumuster / Type:964.331	(128) (92) (102) (28)	
4133 K 4136 K 4140 K 4142 K 4143 K 4145 K 4148 K 4151 K	01.13 - 01.13 - 01.13 - 01.13 - 01.13 - 01.13 - 01.13 - 01.13 -	Zwischenhebel zur Vorderachse 2 / Control arm to front axle 2 für Schubstange / for push rod für / for:508063 90/93 Baumuster / Type:964.231	(92) (128) (102) (28)	
4133 4136 4140 4142 4143 4145 4148 4151	01.13 - 01.13 - 01.13 - 01.13 - 01.13 - 01.13 - 01.13 - 01.13 -	Zwischenhebel zur Vorderachse 2 / Control arm to front axle 2 für Schubstange / for push rod für / for:508063 90/93 Baumuster / Type:964.031	(92) (128) (102) (28)	
3227 K, 3227 LK	01.13 -	Zwischenhebel zur Vorderachse 2 / Control arm to front axle 2 für Schubstange / for push rod für / for:508063 90/93 Baumuster / Type:964.238	(92) (128) (102) (28)	



MERCEDES-BENZ

AROCS 8x4/4 01.13 -

Lenkstange / Centre Rod Assembly Schubstange / Push Rod beidseitig verstellbar / Adjustable on both sides Länge [mm] / Length [mm]:860 Konusmaß [mm] / Cone Size [mm]:32 Rohr-Ø [mm] / Pipe Ø [mm]:38 mit Zubehör / with accessories		(6) (85) (100) (69) (58) (80) (140)	37055 01 003 460 78 05 ▲ 11394 04 ▲ 12280 04	
3227 B, 3227 LB 3230 B, 3230 LB 3232 B, 3232 LB 3233 B, 3233 LB 3235 B, 3235 LB 3236 B, 3236 LB 3240 B, 3240 LB 3242 B, 3242 LB 3243 B, 3243 LB 3245 B, 3245 LB 3248 B, 3248 LB 3251 B, 3251 LB	01.13 - 01.13 - 01.13 - 01.13 - 01.13 - 01.13 - 01.13 - 01.13 - 01.13 - 01.13 - 01.13 - 01.13 -	an Lenkstange zur Vorderachse 2 / at steering rod to front axle 2 für / for:508063 90/93 Baumuster / Type:964.330/338	(98) (102) (28)	
3230 K, 3230 LK 3232 K, 3232 LK 3233 K, 3233 LK 3235 K, 3235 LK 3236 K, 3236 LK 3240 K, 3240 LK 3242 K, 3242 LK 3243 K, 3243 LK 3245 K, 3245 LK 3248 K, 3248 LK 3251 K, 3251 LK	01.13 - 01.13 - 01.13 - 01.13 - 01.13 - 01.13 - 01.13 - 01.13 - 01.13 - 01.13 - 01.13 -	an Lenkstange zur Vorderachse 2 / at steering rod to front axle 2 für / for:508063 90/93 Baumuster / Type:964.230/238	(98) (102) (28)	
3227, 3227 L 3230, 3230 L 3232, 3232 L 3233, 3233 L 3235, 3235 L 3236, 3236 L 3240, 3240 L 3242, 3242 L 3243, 3243 L 3245, 3245 L 3248, 3248 L 3251, 3251 L	01.13 - 01.13 - 01.13 - 01.13 - 01.13 - 01.13 - 01.13 - 01.13 - 01.13 - 01.13 - 01.13 - 01.13 -	an Lenkstange zur Vorderachse 2 / at steering rod to front axle 2 für / for:508063 90/93 Baumuster / Type:964.030/038	(98) (102) (28)	
4133 B 4136 B 4140 B 4142 B 4143 B 4145 B 4148 B 4151 B	01.13 - 01.13 - 01.13 - 01.13 - 01.13 - 01.13 - 01.13 - 01.13 -	an Lenkstange zur Vorderachse 2 / at steering rod to front axle 2 für / for:508063 90/93 Baumuster / Type:964.331	(98) (102) (28)	
4133 K 4136 K 4140 K 4142 K 4143 K 4145 K 4148 K 4151 K	01.13 - 01.13 - 01.13 - 01.13 - 01.13 - 01.13 - 01.13 - 01.13 -	an Lenkstange zur Vorderachse 2 / at steering rod to front axle 2 für / for:508063 90/93 Baumuster / Type:964.231	(98) (102) (28)	
4133 4136 4140 4142 4143 4145 4148 4151	01.13 - 01.13 - 01.13 - 01.13 - 01.13 - 01.13 - 01.13 - 01.13 -	an Lenkstange zur Vorderachse 2 / at steering rod to front axle 2 für / for:508063 90/93 Baumuster / Type:964.031	(98) (102) (28)	















MERCEDES-BENZ

AROCS 8x6/4 01.13 -

1	Lenkstange / Centre Rod Assembly Schubstange / Push Rod einseitig verstellbar / Adjustable on one side Länge [mm] / Length [mm]:887 Konusmaß [mm] / Cone Size [mm]:32 Rohr-Ø [mm] / Pipe Ø [mm]:42 mit Zubehör / with accessories mit Sicherungsmutter / with lock nut		(6) (85) (101) (69) (58) (80) (140) (138)	37484 01 960 460 02 05 11394 04	
	4133 AK	01.13 -		Lenkstockhebel zur 1. VA / Pitman Arm to 1st FA	(66)
	4136 AK	01.13 -		Antriebsachse / Drive Axle	(25)
	4140 AK	01.13 -		für / for:508063 85	(102)
	4142 AK	01.13 -		Baumuster / Type:964.232	(28)
	4143 AK	01.13 -			
	4145 AK	01.13 -			
	4148 AK	01.13 -			
4151 AK	01.13 -				
6	Spurstange / Rod Assembly Führungsstange / Guide Rod einseitig verstellbar / Adjustable on one side Länge [mm] / Length [mm]:1588 Konusmaß [mm] / Cone Size [mm]:38 Rohr-Ø [mm] / Pipe Ø [mm]:60 mit Zubehör / with accessories		(9) (46) (101) (69) (58) (80) (140)	20430 01 625 330 12 03 19615 01	
	4133 AK	01.13 -		Antriebsachse / Drive Axle	(25)
	4136 AK	01.13 -		Trommelbremse / Drum Brake	(86)
	4140 AK	01.13 -		Achsausführung / Axle Version:730.151	(19)
	4142 AK	01.13 -		Achslast [t] / Axle Load [t]:9	(23)
	4143 AK	01.13 -		Baumuster / Type:964.232	(28)
	4145 AK	01.13 -			
	4148 AK	01.13 -			
4151 AK	01.13 -		1.VA / 1st FA	(15)	
			Antriebsachse / Drive Axle	(25)	
			Trommelbremse / Drum Brake	(86)	
			Achsausführung / Axle Version:730.151	(19)	
			Achslast [t] / Axle Load [t]:9	(23)	
			Baumuster / Type:964.233	(28)	
10	Lenker, Radaufhängung / Track Control Arm Längslenker / Trailing Arm nicht verstellbar / not adjustable Länge [mm] / Length [mm]:615 Rohr-Ø [mm] / Pipe Ø [mm]:52 Bohrung-Ø 1 / Bohrung-Ø 2 [mm] / Bore Ø 1 / Bore Ø 2 [mm]:21/21 Lochabstand 1/Lochabstand 2 / Hole Pitch 1/ Hole Pitch 2:152/152 Molekularlager / Molecular Bearing		(5) (70) (146) (69) (80) (30) (67) (71)	22989 01 948 350 25 05 25158 01	
	4133 AK	01.13 -			
	4136 AK	01.13 -			
	4140 AK	01.13 -		Doppelachsaggregat / Tandem-axle Assembly	(36)
	4142 AK	01.13 -		Trommelbremse / Drum Brake	(86)
	4143 AK	01.13 -		für / for:517144 13/20	(102)
	4145 AK	01.13 -		Baumuster / Type:964.232	(28)
	4148 AK	01.13 -			
4151 AK	01.13 -				
			Doppelachsaggregat / Tandem-axle Assembly	(36)	
			Trommelbremse / Drum Brake	(86)	
			für / for:517144 13/20	(102)	
			Baumuster / Type:964.233	(28)	
10	Lenker, Radaufhängung / Track Control Arm Längslenker / Trailing Arm nicht verstellbar / not adjustable Länge [mm] / Length [mm]:565 Rohr-Ø [mm] / Pipe Ø [mm]:52 Bohrung-Ø 1 / Bohrung-Ø 2 [mm] / Bore Ø 1 / Bore Ø 2 [mm]:21/21 Lochabstand 1/Lochabstand 2 / Hole Pitch 1/ Hole Pitch 2:152/152 Molekularlager / Molecular Bearing		(5) (70) (146) (69) (80) (30) (67) (71)	29461 01 948 350 24 05 25158 01	
	4133 AK	01.13 -			
	4136 AK	01.13 -			
	4140 AK	01.13 -		Doppelachsaggregat / Tandem-axle Assembly	(36)
	4142 AK	01.13 -		Trommelbremse / Drum Brake	(86)
	4143 AK	01.13 -		Baumuster / Type:964.232	(28)
	4145 AK	01.13 -			
	4148 AK	01.13 -			
4151 AK	01.13 -				
			Doppelachsaggregat / Tandem-axle Assembly	(36)	
			Trommelbremse / Drum Brake	(86)	
			Baumuster / Type:964.233	(28)	






MERCEDES-BENZ

AROCS		8x6/4	01.13 -		
 8	Lenker, Radaufhängung / Track Control Arm Dreieckslenker (Nfz) / Wishbone (CV) Länge [mm] / Length [mm]:621,5 Rohr-Ø [mm] / Pipe Ø [mm]:60 Bohrung-Ø 1 / Bohrung-Ø 2 [mm] / Bore Ø 1 / Bore Ø 2 [mm]:25/23/23 Lochabstand 1/Lochabstand 2 / Hole Pitch 1/ Hole Pitch 2:152/130/130 Molekularlager / Molecular Bearing		(5)		33736 01 948 350 27 05 © 28706 01 © 28705 01
			(38)		
			(69)		
			(80)		
			(30)		
			(67)		
			(71)		
	4133 AK 01.13 - 4136 AK 01.13 - 4140 AK 01.13 - 4142 AK 01.13 - 4143 AK 01.13 - 4145 AK 01.13 - 4148 AK 01.13 - 4151 AK 01.13 -	 Doppelachsaggregat / Tandem-axle Assembly (36) Trommelbremse / Drum Brake (86) Achslast [t] / Axle Load [t]:2x16 (23) Baumuster / Type:964.232 (28)			
	 Doppelachsaggregat / Tandem-axle Assembly (36) Trommelbremse / Drum Brake (86) Achslast [t] / Axle Load [t]:2x16 (23) Baumuster / Type:964.233 (28)				
 8	Lenker, Radaufhängung / Track Control Arm Dreieckslenker (Nfz) / Wishbone (CV) Länge [mm] / Length [mm]:667 Rohr-Ø [mm] / Pipe Ø [mm]:60 Bohrung-Ø 1 / Bohrung-Ø 2 [mm] / Bore Ø 1 / Bore Ø 2 [mm]:25/23/23 Lochabstand 1/Lochabstand 2 / Hole Pitch 1/ Hole Pitch 2:152/130/130 Molekularlager / Molecular Bearing		(5)		33737 01 948 350 28 05 © 28706 01 © 28705 01
			(38)		
			(69)		
			(80)		
			(30)		
			(67)		
			(71)		
	4133 AK 01.13 - 4136 AK 01.13 - 4140 AK 01.13 - 4142 AK 01.13 - 4143 AK 01.13 - 4145 AK 01.13 - 4148 AK 01.13 - 4151 AK 01.13 -	 Doppelachsaggregat / Tandem-axle Assembly (36) Trommelbremse / Drum Brake (86) Achslast [t] / Axle Load [t]:13/16 (23) Baumuster / Type:964.232 (28)			
	 Doppelachsaggregat / Tandem-axle Assembly (36) Trommelbremse / Drum Brake (86) Achslast [t] / Axle Load [t]:13/16 (23) Baumuster / Type:964.233 (28)				
 8	Lenker, Radaufhängung / Track Control Arm Dreieckslenker (Nfz) / Wishbone (CV) Länge [mm] / Length [mm]:622 Rohr-Ø [mm] / Pipe Ø [mm]:46 Bohrung-Ø 1 / Bohrung-Ø 2 [mm] / Bore Ø 1 / Bore Ø 2 [mm]:25/25/25 Lochabstand 1/Lochabstand 2 / Hole Pitch 1/ Hole Pitch 2:152/130/130 Molekularlager / Molecular Bearing		(5)		33738 01 948 350 29 05 © 30589 01 © 30590 01
			(38)		
			(69)		
			(80)		
			(30)		
			(67)		
			(71)		
	4133 AK 01.13 - 4136 AK 01.13 - 4140 AK 01.13 - 4142 AK 01.13 - 4143 AK 01.13 - 4145 AK 01.13 - 4148 AK 01.13 - 4151 AK 01.13 -	 Doppelachsaggregat / Tandem-axle Assembly (36) Trommelbremse / Drum Brake (86) Achslast [t] / Axle Load [t]:2x13 (23) Baumuster / Type:964.232 (28)			
	 Doppelachsaggregat / Tandem-axle Assembly (36) Trommelbremse / Drum Brake (86) Achslast [t] / Axle Load [t]:2x13 (23) Baumuster / Type:964.233 (28)				















MERCEDES-BENZ

AROCS **8x8/4** **01.13 -**

1	Lenkstange / Centre Rod Assembly Schubstange / Push Rod einseitig verstellbar / Adjustable on one side Länge [mm] / Length [mm]:887 Konusmaß [mm] / Cone Size [mm]:32 Rohr-Ø [mm] / Pipe Ø [mm]:42 mit Zubehör / with accessories mit Sicherungsmutter / with lock nut		(6) (85) (101) (69) (58) (80) (140) (138)	37484 01 960 460 02 05 11394 04	
	4133 AK	01.13 -		Lenkstockhebel zur 1. VA / Pitman Arm to 1st FA	(66)
	4136 AK	01.13 -		Antriebsachse / Drive Axle	(25)
	4140 AK	01.13 -		für / for:508063 85	(102)
	4142 AK	01.13 -		Baumuster / Type:964.233	(28)
	4143 AK	01.13 -			
	4145 AK	01.13 -			
	4148 AK	01.13 -			
4151 AK	01.13 -				
6	Spurstange / Rod Assembly Führungsstange / Guide Rod einseitig verstellbar / Adjustable on one side Länge [mm] / Length [mm]:1588 Konusmaß [mm] / Cone Size [mm]:38 Rohr-Ø [mm] / Pipe Ø [mm]:60 mit Zubehör / with accessories		(9) (46) (101) (69) (58) (80) (140)	20430 01 625 330 12 03 19615 01	
	4133 AK	01.13 -		1.VA / 1st FA	(15)
	4136 AK	01.13 -		Antriebsachse / Drive Axle	(25)
	4140 AK	01.13 -		Trommelbremse / Drum Brake	(86)
	4142 AK	01.13 -		Achsausführung / Axle Version:730.151	(19)
	4143 AK	01.13 -		Achslast [t] / Axle Load [t]:9	(23)
	4145 AK	01.13 -		Baumuster / Type:964.233	(28)
	4148 AK	01.13 -			
4151 AK	01.13 -		Antriebsachse / Drive Axle	(25)	
			Trommelbremse / Drum Brake	(86)	
			Achsausführung / Axle Version:730.151	(19)	
			Achslast [t] / Axle Load [t]:9	(23)	
			Baumuster / Type:964.232	(28)	
10	Lenker, Radaufhängung / Track Control Arm Längslenker / Trailing Arm nicht verstellbar / not adjustable Länge [mm] / Length [mm]:615 Rohr-Ø [mm] / Pipe Ø [mm]:52 Bohrung-Ø 1 / Bohrung-Ø 2 [mm] / Bore Ø 1 / Bore Ø 2 [mm]:21/21 Lochabstand 1/Lochabstand 2 / Hole Pitch 1/ Hole Pitch 2:152/152 Molekularlager / Molecular Bearing		(5) (70) (146) (69) (80) (30) (67) (71)	22989 01 948 350 25 05 25158 01	
	4133 AK	01.13 -			
	4136 AK	01.13 -		Doppelachsaggregat / Tandem-axle Assembly	(36)
	4140 AK	01.13 -		Trommelbremse / Drum Brake	(86)
	4142 AK	01.13 -		für / for:517144 13/20	(102)
	4143 AK	01.13 -		Baumuster / Type:964.233	(28)
	4145 AK	01.13 -			
	4148 AK	01.13 -			
4151 AK	01.13 -				
			Doppelachsaggregat / Tandem-axle Assembly	(36)	
			Trommelbremse / Drum Brake	(86)	
			für / for:517144 13/20	(102)	
			Baumuster / Type:964.232	(28)	
10	Lenker, Radaufhängung / Track Control Arm Längslenker / Trailing Arm nicht verstellbar / not adjustable Länge [mm] / Length [mm]:565 Rohr-Ø [mm] / Pipe Ø [mm]:52 Bohrung-Ø 1 / Bohrung-Ø 2 [mm] / Bore Ø 1 / Bore Ø 2 [mm]:21/21 Lochabstand 1/Lochabstand 2 / Hole Pitch 1/ Hole Pitch 2:152/152 Molekularlager / Molecular Bearing		(5) (70) (146) (69) (80) (30) (67) (71)	29461 01 948 350 24 05 25158 01	
	4133 AK	01.13 -			
	4136 AK	01.13 -		Doppelachsaggregat / Tandem-axle Assembly	(36)
	4140 AK	01.13 -		Trommelbremse / Drum Brake	(86)
	4142 AK	01.13 -		Baumuster / Type:964.233	(28)
	4143 AK	01.13 -			
	4145 AK	01.13 -			
	4148 AK	01.13 -			
4151 AK	01.13 -				
			Doppelachsaggregat / Tandem-axle Assembly	(36)	
			Trommelbremse / Drum Brake	(86)	
			Baumuster / Type:964.232	(28)	



MERCEDES-BENZ








AROCS		8x8/4	01.13 -		
 8	Lenker, Radaufhängung / Track Control Arm Dreieckslenker (Nfz) / Wishbone (CV) Länge [mm] / Length [mm]:621,5 Rohr-Ø [mm] / Pipe Ø [mm]:60 Bohrung-Ø 1 / Bohrung-Ø 2 [mm] / Bore Ø 1 / Bore Ø 2 [mm]:25/23/23 Lochabstand 1/Lochabstand 2 / Hole Pitch 1/ Hole Pitch 2:152/130/130 Molekularlager / Molecular Bearing		(5)		33736 01 948 350 27 05 © 28706 01 © 28705 01
			(38)		
			(69)		
			(80)		
			(30)		
			(67)		
			(71)		
	4133 AK 01.13 - 4136 AK 01.13 - 4140 AK 01.13 - 4142 AK 01.13 - 4143 AK 01.13 - 4145 AK 01.13 - 4148 AK 01.13 - 4151 AK 01.13 -	 Doppelachsaggregat / Tandem-axle Assembly (36) Trommelbremse / Drum Brake (86) Achslast [t] / Axle Load [t]:2x16 (23) Baumuster / Type:964.233 (28)			
	 Doppelachsaggregat / Tandem-axle Assembly (36) Trommelbremse / Drum Brake (86) Achslast [t] / Axle Load [t]:2x16 (23) Baumuster / Type:964.232 (28)				
 8	Lenker, Radaufhängung / Track Control Arm Dreieckslenker (Nfz) / Wishbone (CV) Länge [mm] / Length [mm]:667 Rohr-Ø [mm] / Pipe Ø [mm]:60 Bohrung-Ø 1 / Bohrung-Ø 2 [mm] / Bore Ø 1 / Bore Ø 2 [mm]:25/23/23 Lochabstand 1/Lochabstand 2 / Hole Pitch 1/ Hole Pitch 2:152/130/130 Molekularlager / Molecular Bearing		(5)		33737 01 948 350 28 05 © 28706 01 © 28705 01
			(38)		
			(69)		
			(80)		
			(30)		
			(67)		
			(71)		
	4133 AK 01.13 - 4136 AK 01.13 - 4140 AK 01.13 - 4142 AK 01.13 - 4143 AK 01.13 - 4145 AK 01.13 - 4148 AK 01.13 - 4151 AK 01.13 -	 Doppelachsaggregat / Tandem-axle Assembly (36) Trommelbremse / Drum Brake (86) Achslast [t] / Axle Load [t]:13/16 (23) Baumuster / Type:964.233 (28)			
	 Doppelachsaggregat / Tandem-axle Assembly (36) Trommelbremse / Drum Brake (86) Achslast [t] / Axle Load [t]:13/16 (23) Baumuster / Type:964.232 (28)				
 8	Lenker, Radaufhängung / Track Control Arm Dreieckslenker (Nfz) / Wishbone (CV) Länge [mm] / Length [mm]:622 Rohr-Ø [mm] / Pipe Ø [mm]:46 Bohrung-Ø 1 / Bohrung-Ø 2 [mm] / Bore Ø 1 / Bore Ø 2 [mm]:25/25/25 Lochabstand 1/Lochabstand 2 / Hole Pitch 1/ Hole Pitch 2:152/130/130 Molekularlager / Molecular Bearing		(5)		33738 01 948 350 29 05 © 30589 01 © 30590 01
			(38)		
			(69)		
			(80)		
			(30)		
			(67)		
			(71)		
	4133 AK 01.13 - 4136 AK 01.13 - 4140 AK 01.13 - 4142 AK 01.13 - 4143 AK 01.13 - 4145 AK 01.13 - 4148 AK 01.13 - 4151 AK 01.13 -	 Doppelachsaggregat / Tandem-axle Assembly (36) Trommelbremse / Drum Brake (86) Achslast [t] / Axle Load [t]:2x13 (23) Baumuster / Type:964.233 (28)			
	 Doppelachsaggregat / Tandem-axle Assembly (36) Trommelbremse / Drum Brake (86) Achslast [t] / Axle Load [t]:2x13 (23) Baumuster / Type:964.232 (28)				



MERCEDES-BENZ

ATEGO 712 - 717

4x2

1	Lenkstange / Centre Rod Assembly Schubstange / Push Rod einseitig verstellbar / Adjustable on one side Länge [mm] / Length [mm]:846 Konusmaß [mm] / Cone Size [mm]:26 Rohr-Ø [mm] / Pipe Ø [mm]:42 mit Zubehör / with accessories	(6) (85) (101) (69) (58) (80) (140)	21673 01 972 460 28 05  ▲ 11402 01
	712 712, 713	01.98 - 10.04 10.04 -	LHD  Lenkstockhebel zur 1. VA / Pitman Arm to 1st FA (66) Radstand [mm] / Wheelbase [mm]:3020 (76) Radstand [mm] / Wheelbase [mm]:3320 (76) Radstand [mm] / Wheelbase [mm]:3620 (76) Radstand [mm] / Wheelbase [mm]:4220 (76) Radstand [mm] / Wheelbase [mm]:4820 (76) für Fzg. mit zul. Gesamtgewicht [t] / for vehicles with permissible total weight [t]:7,49 (121) Baumuster / Type:970.011-013/015/017 (28)
	712 712, 713	01.98 - 10.04 10.04 -	LHD  Lenkstockhebel zur 1. VA / Pitman Arm to 1st FA (66) Radstand [mm] / Wheelbase [mm]:3020 (76) Radstand [mm] / Wheelbase [mm]:3320 (76) Radstand [mm] / Wheelbase [mm]:3620 (76) Radstand [mm] / Wheelbase [mm]:4220 (76) für Fzg. mit zul. Gesamtgewicht [t] / for vehicles with permissible total weight [t]:6,5 (121) Baumuster / Type:970.001-003/005 (28)
	715, 715 L, 716, 716 L 715,715 L	10.04 - 01.98 - 10.04	LHD  Lenkstockhebel zur 1. VA / Pitman Arm to 1st FA (66) Radstand [mm] / Wheelbase [mm]:3020 (76) Radstand [mm] / Wheelbase [mm]:3320 (76) Radstand [mm] / Wheelbase [mm]:3620 (76) Radstand [mm] / Wheelbase [mm]:4220 (76) für Fzg. mit zul. Gesamtgewicht [t] / for vehicles with permissible total weight [t]:6,5 (121) Baumuster / Type:970.001-003/005 (28)
	714, 714 L	01.98 - 10.04	LHD  Lenkstockhebel zur 1. VA / Pitman Arm to 1st FA (66) Radstand [mm] / Wheelbase [mm]:3020 (76) Radstand [mm] / Wheelbase [mm]:3320 (76) Radstand [mm] / Wheelbase [mm]:3620 (76) Radstand [mm] / Wheelbase [mm]:4220 (76) Radstand [mm] / Wheelbase [mm]:4820 (76) für Fzg. mit zul. Gesamtgewicht [t] / for vehicles with permissible total weight [t]:7,49 (121) Baumuster / Type:970.011-013/015/017 (28)
	714, 714 L	01.98 - 10.04	LHD  Lenkstockhebel zur 1. VA / Pitman Arm to 1st FA (66) Radstand [mm] / Wheelbase [mm]:3020 (76) Radstand [mm] / Wheelbase [mm]:3320 (76) Radstand [mm] / Wheelbase [mm]:3620 (76) Radstand [mm] / Wheelbase [mm]:4220 (76) für Fzg. mit zul. Gesamtgewicht [t] / for vehicles with permissible total weight [t]:6,5 (121) Baumuster / Type:970.001-003/005 (28)
	714, 714 L	01.98 - 10.04	LHD Lenkstockhebel zur 1. VA / Pitman Arm to 1st FA (66) Radstand [mm] / Wheelbase [mm]:3620 (76) Radstand [mm] / Wheelbase [mm]:4220 (76) Radstand [mm] / Wheelbase [mm]:4820 (76) für Fzg. mit zul. Gesamtgewicht [t] / for vehicles with permissible total weight [t]:7,49 (121) Baumuster / Type:970.213/215/217 (28)
	717, 717 L	01.98 - 10.04	LHD  Lenkstockhebel zur 1. VA / Pitman Arm to 1st FA (66) Radstand [mm] / Wheelbase [mm]:3020 (76) Radstand [mm] / Wheelbase [mm]:3320 (76) Radstand [mm] / Wheelbase [mm]:3620 (76) Radstand [mm] / Wheelbase [mm]:4220 (76) Radstand [mm] / Wheelbase [mm]:4820 (76) für Fzg. mit zul. Gesamtgewicht [t] / for vehicles with permissible total weight [t]:7,49 (121) Baumuster / Type:970.011-013/015/017 (28)

Pos





Ref.



MERCEDES-BENZ

ATEGO 712 - 717

4x2






 1	<p>Lenkstange / Centre Rod Assembly Schubstange / Push Rod einseitig verstellbar / Adjustable on one side Länge [mm] / Length [mm]:846 Konusmaß [mm] / Cone Size [mm]:26 Rohr-Ø [mm] / Pipe Ø [mm]:42 mit Zubehör / with accessories</p>	<p>(6) (85) (101) (69) (58) (80) (140)</p>	<p>21673 01 972 460 28 05  11402 01</p>
	<p>717, 717 L</p>	<p>01.98 - 10.04</p>	<p>LHD Lenkstockhebel zur 1. VA / Pitman Arm to 1st FA (66) Radstand [mm] / Wheelbase [mm]:3620 (76) Radstand [mm] / Wheelbase [mm]:4220 (76) Radstand [mm] / Wheelbase [mm]:4820 (76) für Fzg. mit zul. Gesamtgewicht [t] / for vehicles with permissible total weight [t]:7,49 (121) Baumuster / Type:970.213/215/217 (28)</p>



MERCEDES-BENZ

ATEGO 712 - 717

4x2

 1	Lenkstange / Centre Rod Assembly Schubstange / Push Rod einseitig verstellbar / Adjustable on one side Länge [mm] / Length [mm]:846 Konusmaß [mm] / Cone Size [mm]:26 Rohr-Ø [mm] / Pipe Ø [mm]:42 mit Zubehör / with accessories	(6) (85) (101) (69) (58) (80) (140)	24239 01 ▲ 11402 01	970 460 07 05 
	712 712, 713	01.98 - 10.04 10.04 -	LHD 	Lenkstockhebel zur 1. VA / Pitman Arm to 1st FA (66) Achslast VA ab [kg] / Axle Load FA from [kg]:3500 (20) Achslast VA bis [kg] / Axle Load FA to [kg]:3500 (21) Radstand [mm] / Wheelbase [mm]:3020 (76) Radstand [mm] / Wheelbase [mm]:3320 (76) Radstand [mm] / Wheelbase [mm]:3620 (76) Radstand [mm] / Wheelbase [mm]:4220 (76) Radstand [mm] / Wheelbase [mm]:4820 (76) für Fzg. mit zul. Gesamtgewicht [t] / for vehicles with permissible total weight [t]:6,5 (121) für Fzg. mit zul. Gesamtgewicht [t] / for vehicles with permissible total weight [t]:7,49 (121) Baumuster / Type:970.001-003/005/011-013/015/017 (28)
	715, 715 L, 716, 716 L 715,715 L	10.04 - 01.98 - 10.04	LHD 	Lenkstockhebel zur 1. VA / Pitman Arm to 1st FA (66) Radstand [mm] / Wheelbase [mm]:3020 (76) Radstand [mm] / Wheelbase [mm]:3320 (76) Radstand [mm] / Wheelbase [mm]:3620 (76) Radstand [mm] / Wheelbase [mm]:4220 (76) für Fzg. mit zul. Gesamtgewicht [t] / for vehicles with permissible total weight [t]:6,5 (121) Baumuster / Type:970.001-003/005 (28)
	715, 715 L, 716, 716 L 715,715 L	10.04 - 01.98 - 10.04	LHD	Lenkstockhebel zur 1. VA / Pitman Arm to 1st FA (66) Radstand [mm] / Wheelbase [mm]:3620 (76) Radstand [mm] / Wheelbase [mm]:4220 (76) Radstand [mm] / Wheelbase [mm]:4820 (76) für Fzg. mit zul. Gesamtgewicht [t] / for vehicles with permissible total weight [t]:6,5 (121) Baumuster / Type:970.203/205 (28)
	714, 714 L	01.98 - 10.04	LHD 	Lenkstockhebel zur 1. VA / Pitman Arm to 1st FA (66) Radstand [mm] / Wheelbase [mm]:3020 (76) Radstand [mm] / Wheelbase [mm]:3320 (76) Radstand [mm] / Wheelbase [mm]:3620 (76) Radstand [mm] / Wheelbase [mm]:4220 (76) Radstand [mm] / Wheelbase [mm]:4820 (76) für Fzg. mit zul. Gesamtgewicht [t] / for vehicles with permissible total weight [t]:6,5 (121) für Fzg. mit zul. Gesamtgewicht [t] / for vehicles with permissible total weight [t]:7,49 (121) Baumuster / Type:970.001-003/005/011-013/015/017 (28)
	714, 714 L	01.98 - 10.04	LHD	Lenkstockhebel zur 1. VA / Pitman Arm to 1st FA (66) Radstand [mm] / Wheelbase [mm]:3620 (76) Radstand [mm] / Wheelbase [mm]:4220 (76) Radstand [mm] / Wheelbase [mm]:4820 (76) für Fzg. mit zul. Gesamtgewicht [t] / for vehicles with permissible total weight [t]:6,5 (121) für Fzg. mit zul. Gesamtgewicht [t] / for vehicles with permissible total weight [t]:7,49 (121) Baumuster / Type:970.203/205/213/215/217 (28)
	717, 717 L	01.98 - 10.04	LHD	Lenkstockhebel zur 1. VA / Pitman Arm to 1st FA (66) Radstand [mm] / Wheelbase [mm]:3620 (76) Radstand [mm] / Wheelbase [mm]:4220 (76) Radstand [mm] / Wheelbase [mm]:4820 (76) für Fzg. mit zul. Gesamtgewicht [t] / for vehicles with permissible total weight [t]:7,49 (121) Baumuster / Type:970.213/215/217 (28)

Pos








Ref.



MERCEDES-BENZ

ATEGO 712 - 717

4x2







 1	<p>Lenkstange / Centre Rod Assembly Schubstange / Push Rod einseitig verstellbar / Adjustable on one side Länge [mm] / Length [mm]:846 Konusmaß [mm] / Cone Size [mm]:26 Rohr-Ø [mm] / Pipe Ø [mm]:42 mit Zubehör / with accessories</p>	<p>(6) (85) (101) (69) (58) (80) (140)</p>	<p>24239 01 970 460 07 05  11402 01</p> 
	<p>717, 717 L</p>	<p>01.98 - 10.04</p>	<p>LHD </p> <p>Lenkstockhebel zur 1. VA / Pitman Arm to 1st FA (66) Radstand [mm] / Wheelbase [mm]:3020 (76) Radstand [mm] / Wheelbase [mm]:3320 (76) Radstand [mm] / Wheelbase [mm]:3620 (76) Radstand [mm] / Wheelbase [mm]:4220 (76) Radstand [mm] / Wheelbase [mm]:4820 (76) für Fzg. mit zul. Gesamtgewicht [t] / for vehicles with permissible total weight [t]:7,49 (121) Baumuster / Type:970.011-013/015/017 (28)</p>
	<p>714 K 717 K</p>	<p>01.98 - 10.04 01.98 - 10.04</p>	<p>LHD </p> <p>Lenkstockhebel zur 1. VA / Pitman Arm to 1st FA (66) Achslast VA ab [kg] / Axle Load FA from [kg]:3500 (20) Achslast VA bis [kg] / Axle Load FA to [kg]:3500 (21) Radstand [mm] / Wheelbase [mm]:3020 (76) für Fzg. mit zul. Gesamtgewicht [t] / for vehicles with permissible total weight [t]:7,49 (121) Baumuster / Type:972.011 (28)</p>



MERCEDES-BENZ

ATEGO 712 - 717






4x2

 1	Lenkstange / Centre Rod Assembly Schubstange / Push Rod einseitig verstellbar / Adjustable on one side Länge [mm] / Length [mm]:846 Konusmaß [mm] / Cone Size [mm]:26 Rohr-Ø [mm] / Pipe Ø [mm]:42 mit Zubehör / with accessories	(6) (85) (101) (69) (58) (80) (140)	24240 01  970 460 08 05 
	712 712, 713	01.98 - 10.04 10.04 -	RHD  Lenkstockhebel zur 1. VA / Pitman Arm to 1st FA (66) Achslast VA ab [kg] / Axle Load FA from [kg]:3500 (20) Achslast VA bis [kg] / Axle Load FA to [kg]:3500 (21) Radstand [mm] / Wheelbase [mm]:3020 (76) Radstand [mm] / Wheelbase [mm]:3320 (76) Radstand [mm] / Wheelbase [mm]:3620 (76) Radstand [mm] / Wheelbase [mm]:4220 (76) Radstand [mm] / Wheelbase [mm]:4820 (76) für Fzg. mit zul. Gesamtgewicht [t] / for vehicles with permissible total weight [t]:6,5 (121) für Fzg. mit zul. Gesamtgewicht [t] / for vehicles with permissible total weight [t]:7,49 (121) Baumuster / Type:970.001-003/005/011-013/015/017 (28)
	715, 715 L, 716, 716 L 715,715 L	10.04 - 01.98 - 10.04	RHD  Lenkstockhebel zur 1. VA / Pitman Arm to 1st FA (66) Radstand [mm] / Wheelbase [mm]:3020 (76) Radstand [mm] / Wheelbase [mm]:3320 (76) Radstand [mm] / Wheelbase [mm]:3620 (76) Radstand [mm] / Wheelbase [mm]:4220 (76) für Fzg. mit zul. Gesamtgewicht [t] / for vehicles with permissible total weight [t]:6,5 (121) Baumuster / Type:970.001-003/005 (28)
	715, 715 L, 716, 716 L 715,715 L	10.04 - 01.98 - 10.04	RHD Lenkstockhebel zur 1. VA / Pitman Arm to 1st FA (66) Radstand [mm] / Wheelbase [mm]:3620 (76) Radstand [mm] / Wheelbase [mm]:4220 (76) Radstand [mm] / Wheelbase [mm]:4820 (76) für Fzg. mit zul. Gesamtgewicht [t] / for vehicles with permissible total weight [t]:6,5 (121) Baumuster / Type:970.203/205 (28)
	714, 714 L	01.98 - 10.04	RHD Lenkstockhebel zur 1. VA / Pitman Arm to 1st FA (66) Achslast VA ab [kg] / Axle Load FA from [kg]:3500 (20) Achslast VA bis [kg] / Axle Load FA to [kg]:3500 (21) Radstand [mm] / Wheelbase [mm]:3620 (76) Radstand [mm] / Wheelbase [mm]:4220 (76) Radstand [mm] / Wheelbase [mm]:4820 (76) für Fzg. mit zul. Gesamtgewicht [t] / for vehicles with permissible total weight [t]:6,5 (121) für Fzg. mit zul. Gesamtgewicht [t] / for vehicles with permissible total weight [t]:7,49 (121) Baumuster / Type:970.203/205/213/215/217 (28)
	717, 717 L	01.98 - 10.04	RHD  Lenkstockhebel zur 1. VA / Pitman Arm to 1st FA (66) Radstand [mm] / Wheelbase [mm]:3020 (76) Radstand [mm] / Wheelbase [mm]:3320 (76) Radstand [mm] / Wheelbase [mm]:3620 (76) Radstand [mm] / Wheelbase [mm]:4220 (76) Radstand [mm] / Wheelbase [mm]:4820 (76) für Fzg. mit zul. Gesamtgewicht [t] / for vehicles with permissible total weight [t]:7,49 (121) Baumuster / Type:970.011-013/015/017 (28)
	717, 717 L	01.98 - 10.04	RHD Lenkstockhebel zur 1. VA / Pitman Arm to 1st FA (66) Radstand [mm] / Wheelbase [mm]:3620 (76) Radstand [mm] / Wheelbase [mm]:4220 (76) Radstand [mm] / Wheelbase [mm]:4820 (76) für Fzg. mit zul. Gesamtgewicht [t] / for vehicles with permissible total weight [t]:7,49 (121) Baumuster / Type:970.213/215/217 (28)



MERCEDES-BENZ

ATEGO 712 - 717 4x2












 1	Lenkstange / Centre Rod Assembly Schubstange / Push Rod einseitig verstellbar / Adjustable on one side Länge [mm] / Length [mm]:846 Konusmaß [mm] / Cone Size [mm]:26 Rohr-Ø [mm] / Pipe Ø [mm]:42 mit Zubehör / with accessories	(6) (85) (101) (69) (58) (80) (140)	24240 01 970 460 08 05 
	714 K 01.98 - 10.04 717 K 01.98 - 10.04	 Lenkstockhebel zur 1. VA / Pitman Arm to 1st FA (66) Achslast VA ab [kg] / Axle Load FA from [kg]:3500 (20) Achslast VA bis [kg] / Axle Load FA to [kg]:3500 (21) Radstand [mm] / Wheelbase [mm]:3020 (76) für Fzg. mit zul. Gesamtgewicht [t] / for vehicles with permissible total weight [t]:7,49 (121) Baumuster / Type:972.011 (28)	
 6	Spurstange / Rod Assembly Führungsstange / Guide Rod beidseitig verstellbar / Adjustable on both sides Länge [mm] / Length [mm]:1640 Konusmaß [mm] / Cone Size [mm]:26 Rohr-Ø [mm] / Pipe Ø [mm]:40 mit Zubehör / with accessories	(9) (46) (100) (69) (58) (80) (140)	23977 01 970 330 02 03 
	716, 716 L, 6,5 t 04.13 -	Achsausführung / Axle Version:730.021-022 (19) Achslast [t] / Axle Load [t]:4,1 (23) Achslast [t] / Axle Load [t]:4,4 (23) Baumuster / Type:967.000/020 (28)	
	716 K 04.13 - 718 K 04.13 - 721 K 04.13 - 723 K 04.13 -	Achsausführung / Axle Version:730.721 (19) Achslast [t] / Axle Load [t]:4,1 (23) für / for:504310 14 (102) Baumuster / Type:967.201 (28)	
	716, 716 L, 7,49 t 04.13 - 718, 718 L 04.13 - 721, 721 L 04.13 - 723, 723 L 04.13 -	Achsausführung / Axle Version:730.021-022 (19) Achslast [t] / Axle Load [t]:4,1 (23) Achslast [t] / Axle Load [t]:4,4 (23) Baumuster / Type:967.001/021 (28)	



MERCEDES-BENZ

ATEGO 712 - 717

4x2

 20	Lenker, Radaufhängung / Track Control Arm Querlenker / Control Arm Länge [mm] / Length [mm]:655 Rohr-Ø [mm] / Pipe Ø [mm]:40 Bohrung-Ø 1 / Bohrung-Ø 2 [mm] / Bore Ø 1 / Bore Ø 2 [mm]:17/17 Lochabstand 1/Lochabstand 2 / Hole Pitch 1/ Hole Pitch 2:115/115 Molekularlager / Molecular Bearing	(5) (75) (69) (80) (30) (67) (71)	33709 01 972 350 09 06 
	715, 715 L, 716, 716 L 715,715 L	10.04 - 01.98 - 10.04	 Radstand [mm] / Wheelbase [mm]:3620 (76) Radstand [mm] / Wheelbase [mm]:4220 (76) für Fzg. mit zul. Gesamtgewicht [t] / for vehicles with permissible total weight [t]:6,5 (121) Baumuster / Type:970.203/205 (28)
	714, 714 L	01.98 - 10.04	 Radstand [mm] / Wheelbase [mm]:3620 (76) Radstand [mm] / Wheelbase [mm]:4220 (76) für Fzg. mit zul. Gesamtgewicht [t] / for vehicles with permissible total weight [t]:6,5 (121) Baumuster / Type:970.203/205 (28)
	714, 714 L	01.98 - 10.04	 Radstand [mm] / Wheelbase [mm]:3620 (76) Radstand [mm] / Wheelbase [mm]:4220 (76) Radstand [mm] / Wheelbase [mm]:4820 (76) für Fzg. mit zul. Gesamtgewicht [t] / for vehicles with permissible total weight [t]:7,49 (121) Baumuster / Type:970.213/215/217 (28)
	717, 717 L	01.98 - 10.04	 Radstand [mm] / Wheelbase [mm]:3620 (76) Radstand [mm] / Wheelbase [mm]:4220 (76) Radstand [mm] / Wheelbase [mm]:4820 (76) für Fzg. mit zul. Gesamtgewicht [t] / for vehicles with permissible total weight [t]:7,49 (121) Baumuster / Type:970.213/215/217 (28)
	716, 716 L, 6,5 t	04.13 -	 Antriebsachse / Drive Axle (25) Baumuster / Type:967.020 (28)
	716, 716 L, 7,49 t 718, 718 L 721, 721 L 723, 723 L	04.13 - 04.13 - 04.13 - 04.13 -	 Antriebsachse / Drive Axle (25) Baumuster / Type:967.021 (28)
	Spurstangenkopf / Tie Rod End Länge [mm] / Length [mm]:115 Gewindemaß / Thread Size:M30x1,5 mit Außengewinde / with external thread mit Rechtsgewinde / with right-hand thread Konusmaß [mm] / Cone Size [mm]:26 mit Zubehör / with accessories	(10) (69) (49) (131) (137) (58) (140)	11402 01 001 330 01 35 
716, 716 L, 6,5 t		04.13 -	 für Schubstange / for push rod (128) Lenkstockhebel zur 1. VA / Pitman Arm to 1st FA (66) für Links-/Rechtslenker / for left-/right-hand traffic (124) Antriebsachse / Drive Axle (25) Baumuster / Type:967.020/000 (28)
716, 716 L, 7,49 t 718, 718 L 721, 721 L 723, 723 L		04.13 - 04.13 - 04.13 - 04.13 -	 für Schubstange / for push rod (128) Lenkstockhebel zur 1. VA / Pitman Arm to 1st FA (66) für Links-/Rechtslenker / for left-/right-hand traffic (124) Antriebsachse / Drive Axle (25) Baumuster / Type:967.021/001 (28)

Pos




Ref.



MERCEDES-BENZ

ATEGO 712 - 717

4x2







	<p>Kugelkopf, Schaltgestänge Ball Head, gearshift linkage Länge [mm] / Length [mm]:55 Konusmaß [mm] / Cone Size [mm]:10 Aussengewinde [mm] / Outer Thread [mm]:M14x1,5 mit Rechtsgewinde / with right-hand thread</p>	<p>(3) (69) (58) (27) (137)</p>	<p>19465 01 000 996 70 45</p> 
	<p>712 712, 713 714 K 714, 714 L 715, 715 L, 716, 716 L 715,715 L 717 K 717, 717 L</p>	<p>01.98 - 10.04 10.04 - 01.98 - 10.04 01.98 - 10.04 10.04 - 01.98 - 10.04 01.98 - 10.04 01.98 - 10.04</p>	



MERCEDES-BENZ

ATEGO 812 - 830

4x2







1	Lenkstange / Centre Rod Assembly Schubstange / Push Rod einseitig verstellbar / Adjustable on one side Länge [mm] / Length [mm]:846 Konusmaß [mm] / Cone Size [mm]:26 Rohr-Ø [mm] / Pipe Ø [mm]:42 mit Zubehör / with accessories	(6) (85) (101) (69) (58) (80) (140)	21673 01 972 460 28 05  ▲ 11402 01
	812 812, 813 822, 822 L, 7,49 t	01.98 - 10.04 10.04 - 10.04 -	LHD  Lenkstockhebel zur 1. VA / Pitman Arm to 1st FA (66) Radstand [mm] / Wheelbase [mm]:3020 (76) Radstand [mm] / Wheelbase [mm]:3320 (76) Radstand [mm] / Wheelbase [mm]:3620 (76) Radstand [mm] / Wheelbase [mm]:4220 (76) Radstand [mm] / Wheelbase [mm]:4820 (76) für Fzg. mit zul. Gesamtgewicht [t] / for vehicles with permissible total weight [t]:7,49 (121) Baumuster / Type:970.011-013/015/017 (28)
	815, 815 L, 816, 816 L 815,815 L 817, 817 L, 7,49 t 818, 818 L, 7,49 t, 4249 ccm	10.04 - 01.98 - 10.04 01.98 - 10.04 10.04 -	LHD Lenkstockhebel zur 1. VA / Pitman Arm to 1st FA (66) Radstand [mm] / Wheelbase [mm]:3020 (76) Radstand [mm] / Wheelbase [mm]:3320 (76) Radstand [mm] / Wheelbase [mm]:3620 (76) Radstand [mm] / Wheelbase [mm]:4220 (76) Radstand [mm] / Wheelbase [mm]:4820 (76) für Fzg. mit zul. Gesamtgewicht [t] / for vehicles with permissible total weight [t]:7,49 (121) Baumuster / Type:970.211-213/215/217 (28)
	815, 815 L, 816, 816 L 815,815 L 817, 817 L, 7,49 t 818, 818 L, 7,49 t, 4249 ccm	10.04 - 01.98 - 10.04 01.98 - 10.04 10.04 -	LHD  Lenkstockhebel zur 1. VA / Pitman Arm to 1st FA (66) Radstand [mm] / Wheelbase [mm]:3020 (76) Radstand [mm] / Wheelbase [mm]:3320 (76) Radstand [mm] / Wheelbase [mm]:3620 (76) Radstand [mm] / Wheelbase [mm]:4220 (76) Radstand [mm] / Wheelbase [mm]:4820 (76) für Fzg. mit zul. Gesamtgewicht [t] / for vehicles with permissible total weight [t]:7,49 (121) Baumuster / Type:970.011-013/015/017 (28)
	814, 814 L 815, 815 L 816, 816 L, 8 t 817, 817 L, 8 t 818, 818 L, 8 t 823, 823 L, 824, 824 L	01.98 - 10.04 01.98 - 10.04 10.04 - 01.98 - 10.04 10.04 - 10.04 -	LHD  Lenkstockhebel zur 1. VA / Pitman Arm to 1st FA (66) Radstand [mm] / Wheelbase [mm]:3020 (76) Radstand [mm] / Wheelbase [mm]:3320 (76) Radstand [mm] / Wheelbase [mm]:3620 (76) Radstand [mm] / Wheelbase [mm]:4220 (76) Radstand [mm] / Wheelbase [mm]:4820 (76) für Fzg. mit zul. Gesamtgewicht [t] / for vehicles with permissible total weight [t]:8 (121) Baumuster / Type:970.021-023/025/027 (28)
	823, 823 L, 8 t	01.98 - 10.04	LHD  Lenkstockhebel zur 1. VA / Pitman Arm to 1st FA (66) Radstand [mm] / Wheelbase [mm]:3320 (76) Radstand [mm] / Wheelbase [mm]:3620 (76) Radstand [mm] / Wheelbase [mm]:4220 (76) Radstand [mm] / Wheelbase [mm]:4820 (76) für Fzg. mit zul. Gesamtgewicht [t] / for vehicles with permissible total weight [t]:8 (121) Baumuster / Type:970.022-023/025/027 (28)
	822, 822 L, 8 t	10.04 -	LHD Lenkstockhebel zur 1. VA / Pitman Arm to 1st FA (66) Radstand [mm] / Wheelbase [mm]:3020 (76) Radstand [mm] / Wheelbase [mm]:3320 (76) Radstand [mm] / Wheelbase [mm]:3620 (76) Radstand [mm] / Wheelbase [mm]:4220 (76) für Fzg. mit zul. Gesamtgewicht [t] / for vehicles with permissible total weight [t]:7,49 (121) Baumuster / Type:970.211-213/215 (28)
	822, 822 L, 8 t	10.04 -	LHD  Lenkstockhebel zur 1. VA / Pitman Arm to 1st FA (66) Radstand [mm] / Wheelbase [mm]:4820 (76) für Fzg. mit zul. Gesamtgewicht [t] / for vehicles with permissible total weight [t]:7,49 (121) Baumuster / Type:970.017 (28)
	816, 816 L, 7,49 t, 4801 ccm	10.04 -	LHD Lenkstockhebel zur 1. VA / Pitman Arm to 1st FA (66) Baumuster / Type:970.027 (28)



MERCEDES-BENZ

ATEGO 812 - 830

4x2










 1	Lenkstange / Centre Rod Assembly Schubstange / Push Rod einseitig verstellbar / Adjustable on one side Länge [mm] / Length [mm]:846 Konusmaß [mm] / Cone Size [mm]:26 Rohr-Ø [mm] / Pipe Ø [mm]:42 mit Zubehör / with accessories	(6) (85) (101) (69) (58) (80) (140)	24239 01 970 460 07 05  ▲ 11402 01
	812 01.98 - 10.04 812, 813 10.04 - 822, 822 L, 7,49 t 10.04 -		LHD  Lenkstockhebel zur 1. VA / Pitman Arm to 1st FA (66) Achslast VA ab [kg] / Axle Load FA from [kg]:3500 (20) Achslast VA bis [kg] / Axle Load FA to [kg]:3500 (21) Radstand [mm] / Wheelbase [mm]:3020 (76) Radstand [mm] / Wheelbase [mm]:3320 (76) Radstand [mm] / Wheelbase [mm]:3620 (76) Radstand [mm] / Wheelbase [mm]:4220 (76) Radstand [mm] / Wheelbase [mm]:4820 (76) für Fzg. mit zul. Gesamtgewicht [t] / for vehicles with permissible total weight [t]:7,49 (121) Baumuster / Type:970.011-013/015/017 (28)
	815, 815 L, 816, 816 L 10.04 - 815,815 L 01.98 - 10.04 817, 817 L, 7,49 t 01.98 - 10.04 818, 818 L, 7,49 t, 4249 ccm 10.04 -		LHD Lenkstockhebel zur 1. VA / Pitman Arm to 1st FA (66) Radstand [mm] / Wheelbase [mm]:3020 (76) Radstand [mm] / Wheelbase [mm]:3320 (76) Radstand [mm] / Wheelbase [mm]:3620 (76) Radstand [mm] / Wheelbase [mm]:4220 (76) Radstand [mm] / Wheelbase [mm]:4820 (76) für Fzg. mit zul. Gesamtgewicht [t] / for vehicles with permissible total weight [t]:7,49 (121) Baumuster / Type:970.211-213/215/217 (28)
	815, 815 L, 816, 816 L 10.04 - 815,815 L 01.98 - 10.04 817, 817 L, 7,49 t 01.98 - 10.04 818, 818 L, 7,49 t, 4249 ccm 10.04 -		LHD  Lenkstockhebel zur 1. VA / Pitman Arm to 1st FA (66) Radstand [mm] / Wheelbase [mm]:3020 (76) Radstand [mm] / Wheelbase [mm]:3320 (76) Radstand [mm] / Wheelbase [mm]:3620 (76) Radstand [mm] / Wheelbase [mm]:4220 (76) Radstand [mm] / Wheelbase [mm]:4820 (76) für Fzg. mit zul. Gesamtgewicht [t] / for vehicles with permissible total weight [t]:7,49 (121) Baumuster / Type:970.011-013/015/017 (28)
	815 K, 7,49 t 01.98 - 10.04 815 K, 816 K, 7,49 t 10.04 - 817 K, 7,49 t 01.98 - 10.04 818 K, 7,49 t, 4249 ccm 10.04 - 822 K, 7,49 t 10.04 - 824 K, 8 t 10.04 -		LHD  Lenkstockhebel zur 1. VA / Pitman Arm to 1st FA (66) Achslast VA ab [kg] / Axle Load FA from [kg]:3500 (20) Achslast VA bis [kg] / Axle Load FA to [kg]:3500 (21) Radstand [mm] / Wheelbase [mm]:3020 (76) Radstand [mm] / Wheelbase [mm]:3320 (76) für Fzg. mit zul. Gesamtgewicht [t] / for vehicles with permissible total weight [t]:7,49 (121) Baumuster / Type:972.011-012 (28)
	815 F, 112-115 kW 01.98 - 10.04		LHD  Lenkstockhebel zur 1. VA / Pitman Arm to 1st FA (66) Achslast VA ab [kg] / Axle Load FA from [kg]:3500 (20) Achslast VA bis [kg] / Axle Load FA to [kg]:3500 (21) Radstand [mm] / Wheelbase [mm]:3020 (76) Radstand [mm] / Wheelbase [mm]:3320 (76) Radstand [mm] / Wheelbase [mm]:3610 (76) für Feuerwehrfahrzeuge / for fire brigade vehicles (120) für Fzg. mit zul. Gesamtgewicht [t] / for vehicles with permissible total weight [t]:7,49 (121) Baumuster / Type:976.011-013 (28)
	814, 814 L 01.98 - 10.04 815, 815 L 01.98 - 10.04 817, 817 L, 8 t 01.98 - 10.04 818, 818 L, 8 t 10.04 -		LHD Lenkstockhebel zur 1. VA / Pitman Arm to 1st FA (66) Radstand [mm] / Wheelbase [mm]:3620 (76) Radstand [mm] / Wheelbase [mm]:4220 (76) Radstand [mm] / Wheelbase [mm]:4820 (76) für Fzg. mit zul. Gesamtgewicht [t] / for vehicles with permissible total weight [t]:8 (121) Baumuster / Type:970.223/225/227 (28)



MERCEDES-BENZ

ATEGO 812 - 830

4x2






1	Lenkstange / Centre Rod Assembly Schubstange / Push Rod einseitig verstellbar / Adjustable on one side Länge [mm] / Length [mm]:846 Konusmaß [mm] / Cone Size [mm]:26 Rohr-Ø [mm] / Pipe Ø [mm]:42 mit Zubehör / with accessories	(6) (85) (101) (69) (58) (80) (140)	24239 01  970 460 07 05  11402 01
	814, 814 L 01.98 - 10.04 815, 815 L 01.98 - 10.04 817, 817 L, 8 t 01.98 - 10.04 818, 818 L, 8 t 10.04 -		LHD  Lenkstockhebel zur 1. VA / Pitman Arm to 1st FA (66) Radstand [mm] / Wheelbase [mm]:3020 (76) Radstand [mm] / Wheelbase [mm]:3320 (76) Radstand [mm] / Wheelbase [mm]:3620 (76) Radstand [mm] / Wheelbase [mm]:4220 (76) Radstand [mm] / Wheelbase [mm]:4820 (76) für Fzg. mit zul. Gesamtgewicht [t] / for vehicles with permissible total weight [t]:8 (121) Baumuster / Type:970.021-023/025/027 (28)
	815 K, 8 t 01.98 - 10.04 815 K, 816 K, 8 t 10.04 - 817 K, 8 t 01.98 - 10.04 818 K, 8 t 10.04 - 822 K, 8 t 10.04 -		LHD  Lenkstockhebel zur 1. VA / Pitman Arm to 1st FA (66) Achslast VA ab [kg] / Axle Load FA from [kg]:3500 (20) Achslast VA bis [kg] / Axle Load FA to [kg]:3500 (21) Radstand [mm] / Wheelbase [mm]:3020 (76) Radstand [mm] / Wheelbase [mm]:3320 (76) für Fzg. mit zul. Gesamtgewicht [t] / for vehicles with permissible total weight [t]:8 (121) Baumuster / Type:972.021-022 (28)
	823, 823 L, 8 t 01.98 - 10.04		LHD  Lenkstockhebel zur 1. VA / Pitman Arm to 1st FA (66) Radstand [mm] / Wheelbase [mm]:3020 (76) Radstand [mm] / Wheelbase [mm]:3320 (76) Radstand [mm] / Wheelbase [mm]:3620 (76) Radstand [mm] / Wheelbase [mm]:4220 (76) Radstand [mm] / Wheelbase [mm]:4820 (76) für Fzg. mit zul. Gesamtgewicht [t] / for vehicles with permissible total weight [t]:8 (121) Baumuster / Type:970.221-223/225/227 (28)
	823, 823 L, 8 t 01.98 - 10.04		LHD  Lenkstockhebel zur 1. VA / Pitman Arm to 1st FA (66) Radstand [mm] / Wheelbase [mm]:3320 (76) Radstand [mm] / Wheelbase [mm]:3620 (76) Radstand [mm] / Wheelbase [mm]:4220 (76) Radstand [mm] / Wheelbase [mm]:4820 (76) für Fzg. mit zul. Gesamtgewicht [t] / for vehicles with permissible total weight [t]:8 (121) Baumuster / Type:970.022-023/025/027 (28)
	814 K, 8 t 01.98 - 10.04 823 K, 8 t 01.98 - 10.04		LHD  Lenkstockhebel zur 1. VA / Pitman Arm to 1st FA (66) Achslast VA ab [kg] / Axle Load FA from [kg]:3500 (20) Achslast VA bis [kg] / Axle Load FA to [kg]:3500 (21) Radstand [mm] / Wheelbase [mm]:3020 (76) für Fzg. mit zul. Gesamtgewicht [t] / for vehicles with permissible total weight [t]:8 (121) Baumuster / Type:972.021 (28)
	822, 822 L, 8 t 10.04 -		LHD  Lenkstockhebel zur 1. VA / Pitman Arm to 1st FA (66) Radstand [mm] / Wheelbase [mm]:3020 (76) Radstand [mm] / Wheelbase [mm]:3320 (76) Radstand [mm] / Wheelbase [mm]:3620 (76) Radstand [mm] / Wheelbase [mm]:4220 (76) für Fzg. mit zul. Gesamtgewicht [t] / for vehicles with permissible total weight [t]:7,49 (121) Baumuster / Type:970.211-213/215 (28)
	822, 822 L, 8 t 10.04 -		LHD  Lenkstockhebel zur 1. VA / Pitman Arm to 1st FA (66) Radstand [mm] / Wheelbase [mm]:4820 (76) für Fzg. mit zul. Gesamtgewicht [t] / for vehicles with permissible total weight [t]:7,49 (121) Baumuster / Type:970.017 (28)



MERCEDES-BENZ

ATEGO 812 - 830

4x2









 1	Lenkstange / Centre Rod Assembly Schubstange / Push Rod einseitig verstellbar / Adjustable on one side Länge [mm] / Length [mm]:846 Konusmaß [mm] / Cone Size [mm]:26 Rohr-Ø [mm] / Pipe Ø [mm]:42 mit Zubehör / with accessories	(6) (85) (101) (69) (58) (80) (140)	24239 01 ▲ 11402 01	970 460 07 05 
	823, 823 L, 824, 824 L	10.04 -	LHD  Lenkstockhebel zur 1. VA / Pitman Arm to 1st FA (66) Radstand [mm] / Wheelbase [mm]:3020 (76) Radstand [mm] / Wheelbase [mm]:3320 (76) Radstand [mm] / Wheelbase [mm]:3620 (76) Radstand [mm] / Wheelbase [mm]:4220 (76) Radstand [mm] / Wheelbase [mm]:4820 (76) für Fzg. mit zul. Gesamtgewicht [t] / for vehicles with permissible total weight [t]:8 (121) Baumuster / Type:970.021-023/025/027 (28)	
	823, 823 L, 824, 824 L	10.04 -	LHD Lenkstockhebel zur 1. VA / Pitman Arm to 1st FA (66) Radstand [mm] / Wheelbase [mm]:3020 (76) Radstand [mm] / Wheelbase [mm]:3320 (76) Radstand [mm] / Wheelbase [mm]:3620 (76) Radstand [mm] / Wheelbase [mm]:4220 (76) Radstand [mm] / Wheelbase [mm]:4820 (76) für Fzg. mit zul. Gesamtgewicht [t] / for vehicles with permissible total weight [t]:8 (121) Baumuster / Type:970.221-223/225/227 (28)	
	814 K, 7,49 t	01.98 - 10.04	LHD  Lenkstockhebel zur 1. VA / Pitman Arm to 1st FA (66) Achslast VA ab [kg] / Axle Load FA from [kg]:3500 (20) Achslast VA bis [kg] / Axle Load FA to [kg]:3500 (21) Radstand [mm] / Wheelbase [mm]:3020 (76) für Fzg. mit zul. Gesamtgewicht [t] / for vehicles with permissible total weight [t]:7,49 (121) Baumuster / Type:972.011 (28)	
	816, 816 L, 8 t	10.04 -	LHD  Lenkstockhebel zur 1. VA / Pitman Arm to 1st FA (66) Achslast [t] / Axle Load [t]:3,5 (23) Radstand [mm] / Wheelbase [mm]:3020 (76) Radstand [mm] / Wheelbase [mm]:3320 (76) Radstand [mm] / Wheelbase [mm]:3620 (76) Radstand [mm] / Wheelbase [mm]:4220 (76) Radstand [mm] / Wheelbase [mm]:4820 (76) für Fzg. mit zul. Gesamtgewicht [t] / for vehicles with permissible total weight [t]:8 (121) Baumuster / Type:970.021-023/025/027 (28)	
	816, 816 L, 8 t	10.04 -	LHD Lenkstockhebel zur 1. VA / Pitman Arm to 1st FA (66) Achslast [t] / Axle Load [t]:3,5 (23) Radstand [mm] / Wheelbase [mm]:3620 (76) Radstand [mm] / Wheelbase [mm]:4220 (76) Radstand [mm] / Wheelbase [mm]:4820 (76) für Fzg. mit zul. Gesamtgewicht [t] / for vehicles with permissible total weight [t]:8 (121) Baumuster / Type:970.223/225/227 (28)	
	816, 816 L, 7,49 t, 4801 ccm	10.04 -	LHD Lenkstockhebel zur 1. VA / Pitman Arm to 1st FA (66) Achslast [t] / Axle Load [t]:3,5 (23) Baumuster / Type:970.027 (28)	



MERCEDES-BENZ

ATEGO 812 - 830

4x2








 1	Lenkstange / Centre Rod Assembly Schubstange / Push Rod einseitig verstellbar / Adjustable on one side Länge [mm] / Length [mm]:846 Konusmaß [mm] / Cone Size [mm]:26 Rohr-Ø [mm] / Pipe Ø [mm]:42 mit Zubehör / with accessories	(6) (85) (101) (69) (58) (80) (140)	24240 01 970 460 08 05  
	812 812, 813 822, 822 L, 7,49 t	01.98 - 10.04 10.04 - 10.04 -	Lenkstockhebel zur 1. VA / Pitman Arm to 1st FA (66) Achslast VA ab [kg] / Axle Load FA from [kg]:3500 (20) Achslast VA bis [kg] / Axle Load FA to [kg]:3500 (21) Radstand [mm] / Wheelbase [mm]:3020 (76) Radstand [mm] / Wheelbase [mm]:3320 (76) Radstand [mm] / Wheelbase [mm]:3620 (76) Radstand [mm] / Wheelbase [mm]:4220 (76) Radstand [mm] / Wheelbase [mm]:4820 (76) für Fzg. mit zul. Gesamtgewicht [t] / for vehicles with permissible total weight [t]:7,49 (121) Baumuster / Type:970.011-013/015/017 (28)
	815, 815 L, 816, 816 L 815,815 L 817, 817 L, 7,49 t 818, 818 L, 7,49 t, 4249 ccm	10.04 - 01.98 - 10.04 01.98 - 10.04 10.04 -	 Lenkstockhebel zur 1. VA / Pitman Arm to 1st FA (66) Radstand [mm] / Wheelbase [mm]:3020 (76) Radstand [mm] / Wheelbase [mm]:3320 (76) Radstand [mm] / Wheelbase [mm]:3620 (76) Radstand [mm] / Wheelbase [mm]:4220 (76) Radstand [mm] / Wheelbase [mm]:4820 (76) für Fzg. mit zul. Gesamtgewicht [t] / for vehicles with permissible total weight [t]:7,49 (121) Baumuster / Type:970.011-013/015/017 (28)
	815, 815 L, 816, 816 L 815,815 L 817, 817 L, 7,49 t 818, 818 L, 7,49 t, 4249 ccm	10.04 - 01.98 - 10.04 01.98 - 10.04 10.04 -	 Lenkstockhebel zur 1. VA / Pitman Arm to 1st FA (66) Radstand [mm] / Wheelbase [mm]:3020 (76) Radstand [mm] / Wheelbase [mm]:3320 (76) Radstand [mm] / Wheelbase [mm]:3620 (76) Radstand [mm] / Wheelbase [mm]:4220 (76) Radstand [mm] / Wheelbase [mm]:4820 (76) für Fzg. mit zul. Gesamtgewicht [t] / for vehicles with permissible total weight [t]:7,49 (121) Baumuster / Type:970.211-213/215/217 (28)
	815 K, 7,49 t 815 K, 816 K, 7,49 t 817 K, 7,49 t 818 K, 7,49 t, 4249 ccm 822 K, 7,49 t 824 K, 8 t	01.98 - 10.04 10.04 - 01.98 - 10.04 10.04 - 10.04 - 10.04 -	 Lenkstockhebel zur 1. VA / Pitman Arm to 1st FA (66) Achslast VA ab [kg] / Axle Load FA from [kg]:3500 (20) Achslast VA bis [kg] / Axle Load FA to [kg]:3500 (21) Radstand [mm] / Wheelbase [mm]:3020 (76) Radstand [mm] / Wheelbase [mm]:3320 (76) für Fzg. mit zul. Gesamtgewicht [t] / for vehicles with permissible total weight [t]:7,49 (121) Baumuster / Type:972.011-012 (28)
	815 F, 112-115 kW	01.98 - 10.04	 Lenkstockhebel zur 1. VA / Pitman Arm to 1st FA (66) Achslast VA ab [kg] / Axle Load FA from [kg]:3500 (20) Achslast VA bis [kg] / Axle Load FA to [kg]:3500 (21) Radstand [mm] / Wheelbase [mm]:3020 (76) Radstand [mm] / Wheelbase [mm]:3320 (76) Radstand [mm] / Wheelbase [mm]:3610 (76) für Feuerwehrfahrzeuge / for fire brigade vehicles (120) für Fzg. mit zul. Gesamtgewicht [t] / for vehicles with permissible total weight [t]:7,49 (121) Baumuster / Type:976.011-013 (28)
	814, 814 L 815, 815 L 817, 817 L, 8 t 818, 818 L, 8 t	01.98 - 10.04 01.98 - 10.04 01.98 - 10.04 10.04 -	 Lenkstockhebel zur 1. VA / Pitman Arm to 1st FA (66) Radstand [mm] / Wheelbase [mm]:3020 (76) Radstand [mm] / Wheelbase [mm]:3320 (76) Radstand [mm] / Wheelbase [mm]:3620 (76) Radstand [mm] / Wheelbase [mm]:4220 (76) Radstand [mm] / Wheelbase [mm]:4820 (76) für Fzg. mit zul. Gesamtgewicht [t] / for vehicles with permissible total weight [t]:8 (121) Baumuster / Type:970.021-023/025/027 (28)



MERCEDES-BENZ

ATEGO 812 - 830

4x2





 1	Lenkstange / Centre Rod Assembly	(6)	24240 01	970 460 08 05
	Schubstange / Push Rod einseitig verstellbar / Adjustable on one side Länge [mm] / Length [mm]:846 Konusmaß [mm] / Cone Size [mm]:26 Rohr-Ø [mm] / Pipe Ø [mm]:42 mit Zubehör / with accessories	(85) (101) (69) (58) (80) (140)		 11402 01
814, 814 L 815, 815 L 817, 817 L, 8 t 818, 818 L, 8 t	01.98 - 10.04 01.98 - 10.04 01.98 - 10.04 10.04 -	RHD	Lenkstockhebel zur 1. VA / Pitman Arm to 1st FA Radstand [mm] / Wheelbase [mm]:3620 Radstand [mm] / Wheelbase [mm]:4220 Radstand [mm] / Wheelbase [mm]:4820 für Fzg. mit zul. Gesamtgewicht [t] / for vehicles with permissible total weight [t]:8 Baumuster / Type:970.223/225/227	(66) (76) (76) (76) (121) (28)
815 K, 8 t 815 K, 816 K, 8 t 817 K, 8 t 818 K, 8 t 822 K, 8 t	01.98 - 10.04 10.04 - 01.98 - 10.04 10.04 - 10.04 -	RHD 	Lenkstockhebel zur 1. VA / Pitman Arm to 1st FA Achslast VA ab [kg] / Axle Load FA from [kg]:3500 Achslast VA bis [kg] / Axle Load FA to [kg]:3500 Radstand [mm] / Wheelbase [mm]:3020 Radstand [mm] / Wheelbase [mm]:3320 für Fzg. mit zul. Gesamtgewicht [t] / for vehicles with permissible total weight [t]:8 Baumuster / Type:972.021-022	(66) (20) (21) (76) (76) (121) (28)
823, 823 L, 8 t	01.98 - 10.04	RHD 	Lenkstockhebel zur 1. VA / Pitman Arm to 1st FA Radstand [mm] / Wheelbase [mm]:3320 Radstand [mm] / Wheelbase [mm]:3620 Radstand [mm] / Wheelbase [mm]:4220 Radstand [mm] / Wheelbase [mm]:4820 für Fzg. mit zul. Gesamtgewicht [t] / for vehicles with permissible total weight [t]:8 Baumuster / Type:970.022-023/025/027	(66) (76) (76) (76) (76) (121) (28)
823, 823 L, 8 t	01.98 - 10.04	RHD	Lenkstockhebel zur 1. VA / Pitman Arm to 1st FA Radstand [mm] / Wheelbase [mm]:3020 Radstand [mm] / Wheelbase [mm]:3320 Radstand [mm] / Wheelbase [mm]:3620 Radstand [mm] / Wheelbase [mm]:4220 Radstand [mm] / Wheelbase [mm]:4820 für Fzg. mit zul. Gesamtgewicht [t] / for vehicles with permissible total weight [t]:8 Baumuster / Type:970.221-223/225/227	(66) (76) (76) (76) (76) (76) (121) (28)
814 K, 8 t 823 K, 8 t	01.98 - 10.04 01.98 - 10.04	RHD 	Lenkstockhebel zur 1. VA / Pitman Arm to 1st FA Achslast VA ab [kg] / Axle Load FA from [kg]:3500 Achslast VA bis [kg] / Axle Load FA to [kg]:3500 Radstand [mm] / Wheelbase [mm]:3020 für Fzg. mit zul. Gesamtgewicht [t] / for vehicles with permissible total weight [t]:8 Baumuster / Type:972.021	(66) (20) (21) (76) (121) (28)
822, 822 L, 8 t	10.04 -	RHD	Lenkstockhebel zur 1. VA / Pitman Arm to 1st FA Radstand [mm] / Wheelbase [mm]:3020 Radstand [mm] / Wheelbase [mm]:3320 Radstand [mm] / Wheelbase [mm]:3620 Radstand [mm] / Wheelbase [mm]:4220 für Fzg. mit zul. Gesamtgewicht [t] / for vehicles with permissible total weight [t]:7,49 Baumuster / Type:970.211-213/215	(66) (76) (76) (76) (76) (121) (28)
822, 822 L, 8 t	10.04 -	RHD 	Lenkstockhebel zur 1. VA / Pitman Arm to 1st FA Radstand [mm] / Wheelbase [mm]:4820 für Fzg. mit zul. Gesamtgewicht [t] / for vehicles with permissible total weight [t]:7,49 Baumuster / Type:970.017	(66) (76) (121) (28)



MERCEDES-BENZ

ATEGO 812 - 830

4x2




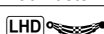

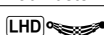
1	Lenkstange / Centre Rod Assembly Schubstange / Push Rod einseitig verstellbar / Adjustable on one side Länge [mm] / Length [mm]:846 Konusmaß [mm] / Cone Size [mm]:26 Rohr-Ø [mm] / Pipe Ø [mm]:42 mit Zubehör / with accessories	(6)		24240 01 970 460 08 05  11402 01
	823, 823 L, 824, 824 L	10.04 -	RHD Lenkstockhebel zur 1. VA / Pitman Arm to 1st FA (66) Radstand [mm] / Wheelbase [mm]:3020 (76) Radstand [mm] / Wheelbase [mm]:3320 (76) Radstand [mm] / Wheelbase [mm]:3620 (76) Radstand [mm] / Wheelbase [mm]:4220 (76) Radstand [mm] / Wheelbase [mm]:4820 (76) für Fzg. mit zul. Gesamtgewicht [t] / for vehicles with permissible total weight [t]:8 (121) Baumuster / Type:970.221-223/225/227 (28)	
	823, 823 L, 824, 824 L	10.04 -	RHD  Lenkstockhebel zur 1. VA / Pitman Arm to 1st FA (66) Radstand [mm] / Wheelbase [mm]:3020 (76) Radstand [mm] / Wheelbase [mm]:3320 (76) Radstand [mm] / Wheelbase [mm]:3620 (76) Radstand [mm] / Wheelbase [mm]:4220 (76) Radstand [mm] / Wheelbase [mm]:4820 (76) für Fzg. mit zul. Gesamtgewicht [t] / for vehicles with permissible total weight [t]:8 (121) Baumuster / Type:970.021-023/025/027 (28)	
	814 K, 7,49 t	01.98 - 10.04	RHD  Lenkstockhebel zur 1. VA / Pitman Arm to 1st FA (66) Achslast VA ab [kg] / Axle Load FA from [kg]:3500 (20) Achslast VA bis [kg] / Axle Load FA to [kg]:3500 (21) Radstand [mm] / Wheelbase [mm]:3020 (76) für Fzg. mit zul. Gesamtgewicht [t] / for vehicles with permissible total weight [t]:7,49 (121) Baumuster / Type:972.011 (28)	
	816, 816 L, 8 t	10.04 -	RHD  Lenkstockhebel zur 1. VA / Pitman Arm to 1st FA (66) Achslast [t] / Axle Load [t]:3,5 (23) Radstand [mm] / Wheelbase [mm]:3020 (76) Radstand [mm] / Wheelbase [mm]:3320 (76) Radstand [mm] / Wheelbase [mm]:3620 (76) Radstand [mm] / Wheelbase [mm]:4220 (76) Radstand [mm] / Wheelbase [mm]:4820 (76) für Fzg. mit zul. Gesamtgewicht [t] / for vehicles with permissible total weight [t]:8 (121) Baumuster / Type:970.021-023/025/027 (28)	
	816, 816 L, 8 t	10.04 -	RHD Lenkstockhebel zur 1. VA / Pitman Arm to 1st FA (66) Achslast [t] / Axle Load [t]:3,5 (23) Radstand [mm] / Wheelbase [mm]:3620 (76) Radstand [mm] / Wheelbase [mm]:4220 (76) Radstand [mm] / Wheelbase [mm]:4820 (76) für Fzg. mit zul. Gesamtgewicht [t] / for vehicles with permissible total weight [t]:8 (121) Baumuster / Type:970.223/225/227 (28)	
	816, 816 L, 7,49 t, 4801 ccm	10.04 -	RHD Lenkstockhebel zur 1. VA / Pitman Arm to 1st FA (66) Achslast [t] / Axle Load [t]:3,5 (23) Baumuster / Type:970.027 (28)	
	816, 816 L, 7,49 t, 4801 ccm	10.04 -	RHD Lenkstockhebel zur 1. VA / Pitman Arm to 1st FA (66) Achslast [t] / Axle Load [t]:4,1 (23) Baumuster / Type:970.027 (28)	



MERCEDES-BENZ

ATEGO 812 - 830

4x2





 1	Lenkstange / Centre Rod Assembly Schubstange / Push Rod einseitig verstellbar / Adjustable on one side Länge [mm] / Length [mm]:837 Konusmaß [mm] / Cone Size [mm]:26 Rohr-Ø [mm] / Pipe Ø [mm]:40 mit Zubehör / with accessories	(6) (85) (101) (69) (58) (80) (140)	24241 01 972 460 14 05  11402 01
	814, 814 L 01.98 - 10.04 815, 815 L 01.98 - 10.04 817, 817 L, 8 t 01.98 - 10.04 818, 818 L, 8 t 10.04 -	LHD 	Lenkstockhebel zur 1. VA / Pitman Arm to 1st FA (66) Scheibenbremse / Disc Brake (83) Radstand [mm] / Wheelbase [mm]:3020 (76) Radstand [mm] / Wheelbase [mm]:3320 (76) Radstand [mm] / Wheelbase [mm]:3620 (76) Radstand [mm] / Wheelbase [mm]:4220 (76) Radstand [mm] / Wheelbase [mm]:4820 (76) für Fzg. mit zul. Gesamtgewicht [t] / for vehicles with permissible total weight [t]:8 (121) Baumuster / Type:970.021-023/025/027 (28)
	814, 814 L 01.98 - 10.04 815, 815 L 01.98 - 10.04 817, 817 L, 8 t 01.98 - 10.04 818, 818 L, 8 t 10.04 -	LHD	Lenkstockhebel zur 1. VA / Pitman Arm to 1st FA (66) Radstand [mm] / Wheelbase [mm]:3620 (76) Radstand [mm] / Wheelbase [mm]:4220 (76) Radstand [mm] / Wheelbase [mm]:4820 (76) für Fzg. mit zul. Gesamtgewicht [t] / for vehicles with permissible total weight [t]:8 (121) Baumuster / Type:970.223/225/227 (28)
	815 K, 8 t 01.98 - 10.04 815 K, 816 K, 8 t 10.04 - 817 K, 8 t 01.98 - 10.04 818 K, 8 t 10.04 - 822 K, 8 t 10.04 -	LHD 	Lenkstockhebel zur 1. VA / Pitman Arm to 1st FA (66) Achslast VA ab [kg] / Axle Load FA from [kg]:4100 (20) Achslast VA bis [kg] / Axle Load FA to [kg]:4100 (21) Radstand [mm] / Wheelbase [mm]:3020 (76) Radstand [mm] / Wheelbase [mm]:3320 (76) für Fzg. mit zul. Gesamtgewicht [t] / for vehicles with permissible total weight [t]:8 (121) Baumuster / Type:972.021-022 (28)
	823, 823 L, 8 t 01.98 - 10.04 823, 823 L, 824, 824 L 10.04 -	LHD 	Lenkstockhebel zur 1. VA / Pitman Arm to 1st FA (66) Scheibenbremse / Disc Brake (83) Radstand [mm] / Wheelbase [mm]:3320 (76) Radstand [mm] / Wheelbase [mm]:3620 (76) Radstand [mm] / Wheelbase [mm]:4220 (76) Radstand [mm] / Wheelbase [mm]:4820 (76) für Fzg. mit zul. Gesamtgewicht [t] / for vehicles with permissible total weight [t]:8 (121) Baumuster / Type:970.022-023/025/027 (28)
	823, 823 L, 8 t 01.98 - 10.04 823, 823 L, 824, 824 L 10.04 -	LHD	Lenkstockhebel zur 1. VA / Pitman Arm to 1st FA (66) Scheibenbremse / Disc Brake (83) Radstand [mm] / Wheelbase [mm]:3020 (76) Radstand [mm] / Wheelbase [mm]:3320 (76) Radstand [mm] / Wheelbase [mm]:3620 (76) Radstand [mm] / Wheelbase [mm]:4220 (76) Radstand [mm] / Wheelbase [mm]:4820 (76) für Fzg. mit zul. Gesamtgewicht [t] / for vehicles with permissible total weight [t]:8 (121) Baumuster / Type:970.221-223/225/227 (28)
	814 K, 8 t 01.98 - 10.04 823 K, 8 t 01.98 - 10.04	LHD 	Lenkstockhebel zur 1. VA / Pitman Arm to 1st FA (66) Achslast VA ab [kg] / Axle Load FA from [kg]:4100 (20) Achslast VA bis [kg] / Axle Load FA to [kg]:4100 (21) Radstand [mm] / Wheelbase [mm]:3020 (76) für Fzg. mit zul. Gesamtgewicht [t] / for vehicles with permissible total weight [t]:8 (121) Baumuster / Type:972.021 (28)



MERCEDES-BENZ

ATEGO 812 - 830

4x2







 1	Lenkstange / Centre Rod Assembly Schubstange / Push Rod einseitig verstellbar / Adjustable on one side Länge [mm] / Length [mm]:837 Konusmaß [mm] / Cone Size [mm]:26 Rohr-Ø [mm] / Pipe Ø [mm]:40 mit Zubehör / with accessories	(6) (85) (101) (69) (58) (80) (140)	24241 01 972 460 14 05 	
	816, 816 L, 8 t	10.04 -	LHD  Lenkstockhebel zur 1. VA / Pitman Arm to 1st FA (66) Scheibenbremse / Disc Brake (83) Achslast [t] / Axle Load [t]:4,1 (23) Radstand [mm] / Wheelbase [mm]:3020 (76) Radstand [mm] / Wheelbase [mm]:3320 (76) Radstand [mm] / Wheelbase [mm]:3620 (76) Radstand [mm] / Wheelbase [mm]:4220 (76) Radstand [mm] / Wheelbase [mm]:4820 (76) für Fzg. mit zul. Gesamtgewicht [t] / for vehicles with permissible total weight [t]:8 (121) Baumuster / Type:970.021-023/025/027 (28)	
	816, 816 L, 8 t	10.04 -	LHD Lenkstockhebel zur 1. VA / Pitman Arm to 1st FA (66) Achslast [t] / Axle Load [t]:4,1 (23) Radstand [mm] / Wheelbase [mm]:3620 (76) Radstand [mm] / Wheelbase [mm]:4220 (76) Radstand [mm] / Wheelbase [mm]:4820 (76) für Fzg. mit zul. Gesamtgewicht [t] / for vehicles with permissible total weight [t]:8 (121) Baumuster / Type:970.223/225/227 (28)	
	816, 816 L, 7,49 t, 4801 ccm	10.04 -	LHD Lenkstockhebel zur 1. VA / Pitman Arm to 1st FA (66) Achslast [t] / Axle Load [t]:4,1 (23) Baumuster / Type:970.027 (28)	



MERCEDES-BENZ

ATEGO 812 - 830

4x2





1	Lenkstange / Centre Rod Assembly Schubstange / Push Rod einseitig verstellbar / Adjustable on one side Länge [mm] / Length [mm]:837 Konusmaß [mm] / Cone Size [mm]:26 Rohr-Ø [mm] / Pipe Ø [mm]:40 mit Zubehör / with accessories	(6) (85) (101) (69) (58) (80) (140)	24242 01 972 460 15 05 	
814, 814 L 815, 815 L 817, 817 L, 8 t 818, 818 L, 8 t	01.98 - 10.04 01.98 - 10.04 01.98 - 10.04 10.04 -	(RHD)	Lenkstockhebel zur 1. VA / Pitman Arm to 1st FA (66) Radstand [mm] / Wheelbase [mm]:3620 (76) Radstand [mm] / Wheelbase [mm]:4220 (76) Radstand [mm] / Wheelbase [mm]:4820 (76) für Fzg. mit zul. Gesamtgewicht [t] / for vehicles with permissible total weight [t]:8 (121) Baumuster / Type:970.223/225/227 (28)	
814, 814 L 815, 815 L 817, 817 L, 8 t 818, 818 L, 8 t	01.98 - 10.04 01.98 - 10.04 01.98 - 10.04 10.04 -	(RHD) 	Lenkstockhebel zur 1. VA / Pitman Arm to 1st FA (66) Radstand [mm] / Wheelbase [mm]:3020 (76) Radstand [mm] / Wheelbase [mm]:3320 (76) Radstand [mm] / Wheelbase [mm]:3620 (76) Radstand [mm] / Wheelbase [mm]:4220 (76) Radstand [mm] / Wheelbase [mm]:4820 (76) für Fzg. mit zul. Gesamtgewicht [t] / for vehicles with permissible total weight [t]:8 (121) Baumuster / Type:970.021-023/025/027 (28)	
815 K, 8 t 815 K, 816 K, 8 t 817 K, 8 t 818 K, 8 t 822 K, 8 t	01.98 - 10.04 10.04 - 01.98 - 10.04 10.04 - 10.04 -	(RHD) 	Lenkstockhebel zur 1. VA / Pitman Arm to 1st FA (66) Achslast VA ab [kg] / Axle Load FA from [kg]:4100 (20) Achslast VA bis [kg] / Axle Load FA to [kg]:4100 (21) Radstand [mm] / Wheelbase [mm]:3020 (76) Radstand [mm] / Wheelbase [mm]:3320 (76) für Fzg. mit zul. Gesamtgewicht [t] / for vehicles with permissible total weight [t]:8 (121) Baumuster / Type:972.021-022 (28)	
823, 823 L, 8 t 823, 823 L, 824, 824 L	01.98 - 10.04 10.04 -	(RHD)	Lenkstockhebel zur 1. VA / Pitman Arm to 1st FA (66) Radstand [mm] / Wheelbase [mm]:3020 (76) Radstand [mm] / Wheelbase [mm]:3320 (76) Radstand [mm] / Wheelbase [mm]:3620 (76) Radstand [mm] / Wheelbase [mm]:4220 (76) Radstand [mm] / Wheelbase [mm]:4820 (76) für Fzg. mit zul. Gesamtgewicht [t] / for vehicles with permissible total weight [t]:8 (121) Baumuster / Type:970.221-223/225/227 (28)	
823, 823 L, 8 t 823, 823 L, 824, 824 L	01.98 - 10.04 10.04 -	(RHD) 	Lenkstockhebel zur 1. VA / Pitman Arm to 1st FA (66) Scheibenbremse / Disc Brake (83) Radstand [mm] / Wheelbase [mm]:3320 (76) Radstand [mm] / Wheelbase [mm]:3620 (76) Radstand [mm] / Wheelbase [mm]:4220 (76) Radstand [mm] / Wheelbase [mm]:4820 (76) für Fzg. mit zul. Gesamtgewicht [t] / for vehicles with permissible total weight [t]:8 (121) Baumuster / Type:970.022-023/025/027 (28)	
814 K, 8 t 823 K, 8 t	01.98 - 10.04 01.98 - 10.04	(RHD) 	Lenkstockhebel zur 1. VA / Pitman Arm to 1st FA (66) Achslast VA ab [kg] / Axle Load FA from [kg]:4100 (20) Achslast VA bis [kg] / Axle Load FA to [kg]:4100 (21) Radstand [mm] / Wheelbase [mm]:3020 (76) für Fzg. mit zul. Gesamtgewicht [t] / for vehicles with permissible total weight [t]:8 (121) Baumuster / Type:972.021 (28)	
816, 816 L, 8 t	10.04 -	(RHD)	Lenkstockhebel zur 1. VA / Pitman Arm to 1st FA (66) Achslast [t] / Axle Load [t]:4, 1 (23) Radstand [mm] / Wheelbase [mm]:3620 (76) Radstand [mm] / Wheelbase [mm]:4220 (76) Radstand [mm] / Wheelbase [mm]:4820 (76) für Fzg. mit zul. Gesamtgewicht [t] / for vehicles with permissible total weight [t]:8 (121) Baumuster / Type:970.223/225/227 (28)	



MERCEDES-BENZ

ATEGO 812 - 830

4x2











1	Lenkstange / Centre Rod Assembly Schubstange / Push Rod einseitig verstellbar / Adjustable on one side Länge [mm] / Length [mm]:837 Konusmaß [mm] / Cone Size [mm]:26 Rohr-Ø [mm] / Pipe Ø [mm]:40 mit Zubehör / with accessories	(6) (85) (101) (69) (58) (80) (140)	24242 01 972 460 15 05 
	816, 816 L, 8 t 10.04 -		 Lenkstockhebel zur 1. VA / Pitman Arm to 1st FA (66) Achslast [t] / Axle Load [t]:4,1 (23) Radstand [mm] / Wheelbase [mm]:3020 (76) Radstand [mm] / Wheelbase [mm]:3320 (76) Radstand [mm] / Wheelbase [mm]:3620 (76) Radstand [mm] / Wheelbase [mm]:4220 (76) Radstand [mm] / Wheelbase [mm]:4820 (76) für Fzg. mit zul. Gesamtgewicht [t] / for vehicles with permissible total weight [t]:8 (121) Baumuster / Type:970.021-023/025/027 (28)
6	Spurstange / Rod Assembly Führungsstange / Guide Rod beidseitig verstellbar / Adjustable on both sides Länge [mm] / Length [mm]:1640 Konusmaß [mm] / Cone Size [mm]:26 Rohr-Ø [mm] / Pipe Ø [mm]:40 mit Zubehör / with accessories	(9) (46) (100) (69) (58) (80) (140)	23977 01 970 330 02 03 
	814, 814 L 01.98 - 10.04 815, 815 L 01.98 - 10.04 817, 817 L, 8 t 01.98 - 10.04 818, 818 L, 8 t 10.04 -		Achsausführung / Axle Version:730714 (19) für Fzg. mit zul. Gesamtgewicht [t] / for vehicles with permissible total weight [t]:8 (121) Baumuster / Type:970.021-023/025/027/223/225/227 (28)
	815 K, 8 t 01.98 - 10.04 815 K, 816 K, 8 t 10.04 - 817 K, 8 t 01.98 - 10.04 818 K, 8 t 10.04 - 822 K, 8 t 10.04 -		Achsausführung / Axle Version:730714 (19) für Fzg. mit zul. Gesamtgewicht [t] / for vehicles with permissible total weight [t]:8 (121) Baumuster / Type:972.021-022 (28)
	823, 823 L, 8 t 01.98 - 10.04		Achsausführung / Axle Version:730714 (19) für Fzg. mit zul. Gesamtgewicht [t] / for vehicles with permissible total weight [t]:8 (121) Baumuster / Type:970.022-023/025/027/221-223/225/227 (28)
	814 K, 8 t 01.98 - 10.04 823 K, 8 t 01.98 - 10.04		Achsausführung / Axle Version:730714 (19) für Fzg. mit zul. Gesamtgewicht [t] / for vehicles with permissible total weight [t]:8 (121) Baumuster / Type:972.021 (28)
	823, 823 L, 824, 824 L 10.04 -		Achsausführung / Axle Version:730714 (19) für Fzg. mit zul. Gesamtgewicht [t] / for vehicles with permissible total weight [t]:8 (121) Baumuster / Type:970.021-023/025/027/221-223/225/227 (28)
	816, 816 L, 8 t 10.04 -		Achsausführung / Axle Version:730.713-714 (19) Achslast [t] / Axle Load [t]:3,5 (23) Achslast [t] / Axle Load [t]:4,1 (23) für Fzg. mit zul. Gesamtgewicht [t] / for vehicles with permissible total weight [t]:8 (121) Baumuster / Type:970.021-023/025/027/223/225/227 (28)
	816, 816 L, 7,49 t, 4801 ccm 10.04 -		Achsausführung / Axle Version:730.713-714 (19) Achslast [t] / Axle Load [t]:3,5 (23) Achslast [t] / Axle Load [t]:4,1 (23) Baumuster / Type:970.027 (28)
	816, 816 L, 7,49 t, 5132 ccm 04.13 - 818, 818 L, 7,49 t, 5132 ccm 04.13 - 821, 821 L, 7,49 t 04.13 - 823, 823 L, 7,49 t 04.13 -		Achsausführung / Axle Version:730.021-022 (19) Achslast [t] / Axle Load [t]:4,1 (23) Achslast [t] / Axle Load [t]:4,4 (23) Baumuster / Type:967.001/021 (28)
	816 K, 7,49 t 04.13 - 818 K, 7,49 t, 5132 ccm 04.13 - 821 K, 7,49 t 04.13 - 823 K, 7,49 t 04.13 -		Achsausführung / Axle Version:730.721 (19) Achslast [t] / Axle Load [t]:4,1 (23) für / for:504310 14 (102) Baumuster / Type:967.201 (28)
	816, 816 L, 7,99 t 04.13 - 818, 818 L, 7,99 t 04.13 - 821, 821 L, 7,99 t 04.13 - 823, 823 L, 7,99 t 04.13 - 824, 824 L, 7,99 t 04.13 -		Achsausführung / Axle Version:730.721 (19) Achslast [t] / Axle Load [t]:4,1 (23) für / for:504310 14 (102) Baumuster / Type:967.002/022 (28)
	816 K, 7,99 t 04.13 - 818 K, 7,99 t 04.13 - 821 K, 7,99 t 04.13 - 823 K, 7,99 t 04.13 - 824 K, 7,99 t 04.13 -		 Achslast [t] / Axle Load [t]:4,1 (23) Achsausführung / Axle Version:730.721 (19) Scheibenbremse / Disc Brake (83) Baumuster / Type:967.202 (28)



MERCEDES-BENZ

ATEGO 812 - 830

4x2



 20	Lenker, Radaufhängung / Track Control Arm Querlenker / Control Arm Länge [mm] / Length [mm]:655 Rohr-Ø [mm] / Pipe Ø [mm]:40 Bohrung-Ø 1 / Bohrung-Ø 2 [mm] / Bore Ø 1 / Bore Ø 2 [mm]:17/17 Lochabstand 1/Lochabstand 2 / Hole Pitch 1/ Hole Pitch 2:115/115 Molekularlager / Molecular Bearing	(5) (75) (69) (80) (30) (67) (71)	33709 01 972 350 09 06 	
	815, 815 L, 816, 816 L 815,815 L 817, 817 L, 7,49 t 818, 818 L, 7,49 t, 4249 ccm 822, 822 L, 7,49 t	10.04 - 01.98 - 10.04 01.98 - 10.04 10.04 - 10.04 -	 Radstand [mm] / Wheelbase [mm]:3020 Radstand [mm] / Wheelbase [mm]:3320 Radstand [mm] / Wheelbase [mm]:3620 Radstand [mm] / Wheelbase [mm]:4220 Radstand [mm] / Wheelbase [mm]:4820 für Fzg. mit zul. Gesamtgewicht [t] / for vehicles with permissible total weight [t]:7,49 Baumuster / Type:970.211-213/215/217	(76) (76) (76) (76) (76) (121) (28)
	814, 814 L 815, 815 L 816, 816 L, 8 t 817, 817 L, 8 t 818, 818 L, 8 t 823, 823 L, 8 t 823, 823 L, 824, 824 L	01.98 - 10.04 01.98 - 10.04 10.04 - 01.98 - 10.04 10.04 - 01.98 - 10.04 10.04 -	 Radstand [mm] / Wheelbase [mm]:3620 Radstand [mm] / Wheelbase [mm]:4220 Radstand [mm] / Wheelbase [mm]:4820 für Fzg. mit zul. Gesamtgewicht [t] / for vehicles with permissible total weight [t]:8 Baumuster / Type:970.223/225/227	(76) (76) (76) (121) (28)
	822, 822 L, 8 t	10.04 -	 Radstand [mm] / Wheelbase [mm]:3020 Radstand [mm] / Wheelbase [mm]:3320 Radstand [mm] / Wheelbase [mm]:3620 Radstand [mm] / Wheelbase [mm]:4220 Radstand [mm] / Wheelbase [mm]:4820 für Fzg. mit zul. Gesamtgewicht [t] / for vehicles with permissible total weight [t]:7,49 Baumuster / Type:970.211-213/215/217	(76) (76) (76) (76) (76) (121) (28)
	822, 822 L, 8 t	10.04 -	 Radstand [mm] / Wheelbase [mm]:3620 Radstand [mm] / Wheelbase [mm]:4220 Radstand [mm] / Wheelbase [mm]:4820 für Fzg. mit zul. Gesamtgewicht [t] / for vehicles with permissible total weight [t]:8 Baumuster / Type:970.223/225/227	(76) (76) (76) (121) (28)
	816, 816 L, 7,49 t, 5132 ccm 818, 818 L, 7,49 t, 5132 ccm 821, 821 L, 7,49 t 823, 823 L, 7,49 t	04.13 - 04.13 - 04.13 - 04.13 -	 Antriebsachse / Drive Axle Baumuster / Type:967.021	(25) (28)
	816, 816 L, 7,99 t 818, 818 L, 7,99 t 821, 821 L, 7,99 t 823, 823 L, 7,99 t 824, 824 L, 7,99 t	04.13 - 04.13 - 04.13 - 04.13 - 04.13 -	 für / for:509482 02 Baumuster / Type:967.022	(102) (28)
	Spurstangenkopf / Tie Rod End Länge [mm] / Length [mm]:115 Gewindemaß / Thread Size:M30x1,5 mit Außengewinde / with external thread mit Rechtsgewinde / with right-hand thread Konusmaß [mm] / Cone Size [mm]:26 mit Zubehör / with accessories	(10) (69) (49) (131) (137) (58) (140)	11402 01 001 330 01 35 	
	816, 816 L, 7,49 t, 5132 ccm 818, 818 L, 7,49 t, 5132 ccm 821, 821 L, 7,49 t 823, 823 L, 7,49 t	04.13 - 04.13 - 04.13 - 04.13 -	 für Schubstange / for push rod Lenkstockhebel zur 1. VA / Pitman Arm to 1st FA für Links-/Rechtslenker / for left-/right-hand traffic Antriebsachse / Drive Axle Baumuster / Type:967.021/001	(128) (66) (124) (25) (28)
	816, 816 L, 7,99 t 818, 818 L, 7,99 t 821, 821 L, 7,99 t 823, 823 L, 7,99 t 824, 824 L, 7,99 t	04.13 - 04.13 - 04.13 - 04.13 - 04.13 -	Lenkstockhebel zur 1. VA / Pitman Arm to 1st FA für Schubstange / for push rod Baumuster / Type:967.002/022	(66) (128) (28)
816 K, 7,99 t 818 K, 7,99 t 821 K, 7,99 t 823 K, 7,99 t 824 K, 7,99 t	04.13 - 04.13 - 04.13 - 04.13 - 04.13 -	Lenkstockhebel zur 1. VA / Pitman Arm to 1st FA für Schubstange / for push rod für Links-/Rechtslenker / for left-/right-hand traffic Baumuster / Type:967.202	(66) (128) (124) (28)	



MERCEDES-BENZ

ATEGO 812 - 830

4x2







	<p>Kugelkopf, Schaltgestänge Ball Head, gearshift linkage Länge [mm] / Length [mm]:55 Konusmaß [mm] / Cone Size [mm]:10 Aussengewinde [mm] / Outer Thread [mm]:M14x1,5 mit Rechtsgewinde / with right-hand thread</p>	<p>(3) (69) (58) (27) (137)</p>	<p>19465 01 000 996 70 45</p> 
	<p>812 812, 813 814 K, 7,49 t 814 K, 8 t 814, 814 L 815 F, 112-115 kW 815 K, 7,49 t 815 K, 8 t 815 K, 816 K, 7,49 t 815 K, 816 K, 8 t 815, 815 L 815, 815 L, 816, 816 L 815,815 L 816, 816 L, 8 t 817 K, 8 t 817 K, 7,49 t 817, 817 L, 8 t 817, 817 L, 7,49 t 818 K, 8 t 818 K, 7,49 t, 4249 ccm 818, 818 L, 8 t 818, 818 L, 7,49 t, 4249 ccm 822 K, 7,49 t 822, 822 L, 8 t 822, 822 L, 7,49 t 823 K, 8 t 823, 823 L, 8 t 823, 823 L, 824, 824 L 824 K, 8 t</p>	<p>01.98 - 10.04 10.04 - 01.98 - 10.04 01.98 - 10.04 01.98 - 10.04 01.98 - 10.04 01.98 - 10.04 01.98 - 10.04 10.04 - 10.04 - 01.98 - 10.04 10.04 - 01.98 - 10.04 10.04 - 01.98 - 10.04 01.98 - 10.04 01.98 - 10.04 10.04 - 10.04 - 10.04 - 10.04 - 10.04 - 10.04 - 10.04 - 01.98 - 10.04 01.98 - 10.04 10.04 - 10.04 -</p>	
	<p>Kugelkopf, Schaltgestänge Ball Head, gearshift linkage Länge [mm] / Length [mm]:55 Konusmaß [mm] / Cone Size [mm]:12 Aussengewinde [mm] / Outer Thread [mm]:M14x1,5 mit Rechtsgewinde / with right-hand thread</p>	<p>(3) (69) (58) (27) (137)</p>	<p>22721 01 000 268 59 89</p> 
	<p>814 K, 8 t 814, 814 L 815 K, 8 t 815 K, 816 K, 8 t 815, 815 L 817 K, 8 t 817, 817 L, 8 t 818 K, 8 t 818, 818 L, 8 t 823 K, 8 t 823, 823 L, 8 t 823, 823 L, 824, 824 L</p>	<p>01.98 - 10.04 01.98 - 10.04 01.98 - 10.04 10.04 - 01.98 - 10.04 01.98 - 10.04 01.98 - 10.04 10.04 - 10.04 - 01.98 - 10.04 01.98 - 10.04 10.04 -</p>	



MERCEDES-BENZ

ATEGO 914 - 930

4x2







 <div style="border: 1px solid black; padding: 2px; display: inline-block;">1</div>	Lenkstange / Centre Rod Assembly Schubstange / Push Rod einseitig verstellbar / Adjustable on one side Länge [mm] / Length [mm]:837 Konusmaß [mm] / Cone Size [mm]:26 Rohr-Ø [mm] / Pipe Ø [mm]:40 mit Zubehör / with accessories	(6) (85) (101) (69) (58) (80) (140)	24241 01  972 460 14 05 11402 01	
	915, 915 L, 916, 916 L 917, 917 L 918, 918 L, 4249 ccm 922, 922 L 923, 923 L, 6374 ccm 923, 923 L, 924, 924 L	10.04 - 01.98 - 10.04 10.04 - 10.04 - 01.98 - 10.04 10.04 -	LHD  Lenkstockhebel zur 1. VA / Pitman Arm to 1st FA (66) Scheibenbremse / Disc Brake (83) Radstand [mm] / Wheelbase [mm]:3020 (76) Radstand [mm] / Wheelbase [mm]:3320 (76) Radstand [mm] / Wheelbase [mm]:3620 (76) Radstand [mm] / Wheelbase [mm]:4220 (76) Radstand [mm] / Wheelbase [mm]:4820 (76) für Fzg. mit zul. Gesamtgewicht [t] / for vehicles with permissible total weight [t]:9,5 (121) Baumuster / Type:970.031-033/035/037 (28)	
	915, 915 L, 916, 916 L 917, 917 L 918, 918 L, 4249 ccm 922, 922 L 923, 923 L, 6374 ccm 923, 923 L, 924, 924 L	10.04 - 01.98 - 10.04 10.04 - 10.04 - 01.98 - 10.04 10.04 -	LHD Lenkstockhebel zur 1. VA / Pitman Arm to 1st FA (66) Radstand [mm] / Wheelbase [mm]:3620 (76) Radstand [mm] / Wheelbase [mm]:4220 (76) Radstand [mm] / Wheelbase [mm]:4820 (76) für Fzg. mit zul. Gesamtgewicht [t] / for vehicles with permissible total weight [t]:9,5 (121) Baumuster / Type:970.233/235/237 (28)	
	916 K, 4249 ccm 917 K 918 K, 4249 ccm 922 K 924 K, 6374 ccm	10.04 - 01.98 - 10.04 10.04 - 10.04 - 10.04 -	LHD  Lenkstockhebel zur 1. VA / Pitman Arm to 1st FA (66) Achslast VA ab [kg] / Axle Load FA from [kg]:4100 (20) Achslast VA bis [kg] / Axle Load FA to [kg]:4100 (21) Radstand [mm] / Wheelbase [mm]:3020 (76) Radstand [mm] / Wheelbase [mm]:3320 (76) für Fzg. mit zul. Gesamtgewicht [t] / for vehicles with permissible total weight [t]:9,5 (121) Baumuster / Type:972.031-032 (28)	
	923 K, 6374 ccm	01.98 - 10.04	LHD  Lenkstockhebel zur 1. VA / Pitman Arm to 1st FA (66) Achslast VA ab [kg] / Axle Load FA from [kg]:4100 (20) Achslast VA bis [kg] / Axle Load FA to [kg]:4100 (21) Radstand [mm] / Wheelbase [mm]:3320 (76) für Fzg. mit zul. Gesamtgewicht [t] / for vehicles with permissible total weight [t]:9,5 (121) Baumuster / Type:972.032 (28)	
	917 KO	01.98 - 10.04	LHD  Lenkstockhebel zur 1. VA / Pitman Arm to 1st FA (66) Achslast VA ab [kg] / Axle Load FA from [kg]:4100 (20) Achslast VA bis [kg] / Axle Load FA to [kg]:4100 (21) Radstand [mm] / Wheelbase [mm]:3020 (76) für Kehrmaschinen / for sweeping machines (123) für Fzg. mit zul. Gesamtgewicht [t] / for vehicles with permissible total weight [t]:9,5 (121) Baumuster / Type:975.031 (28) Müllfahrzeug / Refuse collecting truck (72)	



MERCEDES-BENZ

ATEGO 914 - 930

4x2










1	Lenkstange / Centre Rod Assembly Schubstange / Push Rod einseitig verstellbar / Adjustable on one side Länge [mm] / Length [mm]:837 Konusmaß [mm] / Cone Size [mm]:26 Rohr-Ø [mm] / Pipe Ø [mm]:40 mit Zubehör / with accessories	(6) (85) (101) (69) (58) (80) (140)	24242 01 972 460 15 05  11402 01 
915, 915 L, 916, 916 L 917, 917 L 918, 918 L, 4249 ccm 922, 922 L 923, 923 L, 6374 ccm 923, 923 L, 924, 924 L	10.04 - 01.98 - 10.04 10.04 - 10.04 - 01.98 - 10.04 10.04 -	[RHD]	Lenkstockhebel zur 1. VA / Pitman Arm to 1st FA (66) Radstand [mm] / Wheelbase [mm]:3620 (76) Radstand [mm] / Wheelbase [mm]:4220 (76) Radstand [mm] / Wheelbase [mm]:4820 (76) für Fzg. mit zul. Gesamtgewicht [t] / for vehicles with permissible total weight [t]:9,5 (121) Baumuster / Type:970.233/235/237 (28)
915, 915 L, 916, 916 L 917, 917 L 918, 918 L, 4249 ccm 922, 922 L 923, 923 L, 6374 ccm 923, 923 L, 924, 924 L	10.04 - 01.98 - 10.04 10.04 - 10.04 - 01.98 - 10.04 10.04 -	[RHD] 	Lenkstockhebel zur 1. VA / Pitman Arm to 1st FA (66) Scheibenbremse / Disc Brake (83) Radstand [mm] / Wheelbase [mm]:3020 (76) Radstand [mm] / Wheelbase [mm]:3320 (76) Radstand [mm] / Wheelbase [mm]:3620 (76) Radstand [mm] / Wheelbase [mm]:4220 (76) Radstand [mm] / Wheelbase [mm]:4820 (76) für Fzg. mit zul. Gesamtgewicht [t] / for vehicles with permissible total weight [t]:9,5 (121) Baumuster / Type:970.031-033/035/037 (28)
916 K, 4249 ccm 917 K 918 K, 4249 ccm 922 K 924 K, 6374 ccm	10.04 - 01.98 - 10.04 10.04 - 10.04 - 10.04 -	[RHD] 	Lenkstockhebel zur 1. VA / Pitman Arm to 1st FA (66) Achslast VA ab [kg] / Axle Load FA from [kg]:4100 (20) Achslast VA bis [kg] / Axle Load FA to [kg]:4100 (21) Radstand [mm] / Wheelbase [mm]:3020 (76) Radstand [mm] / Wheelbase [mm]:3320 (76) für Fzg. mit zul. Gesamtgewicht [t] / for vehicles with permissible total weight [t]:9,5 (121) Baumuster / Type:972.031-032 (28)
923 K, 6374 ccm	01.98 - 10.04	[RHD] 	Lenkstockhebel zur 1. VA / Pitman Arm to 1st FA (66) Achslast VA ab [kg] / Axle Load FA from [kg]:4100 (20) Achslast VA bis [kg] / Axle Load FA to [kg]:4100 (21) Radstand [mm] / Wheelbase [mm]:3320 (76) für Fzg. mit zul. Gesamtgewicht [t] / for vehicles with permissible total weight [t]:9,5 (121) Baumuster / Type:972.032 (28)
917 KO	01.98 - 10.04	[RHD] 	Lenkstockhebel zur 1. VA / Pitman Arm to 1st FA (66) Achslast VA ab [kg] / Axle Load FA from [kg]:4100 (20) Achslast VA bis [kg] / Axle Load FA to [kg]:4100 (21) Radstand [mm] / Wheelbase [mm]:3020 (76) für Kehrmaschinen / for sweeping machines (123) für Fzg. mit zul. Gesamtgewicht [t] / for vehicles with permissible total weight [t]:9,5 (121) Baumuster / Type:975.031 (28) Müllfahrzeug / Refuse collecting truck (72)



MERCEDES-BENZ

ATEGO 914 - 930

4x2





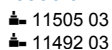

 1 Lenkstange / Centre Rod Assembly Schubstange / Push Rod einseitig verstellbar / Adjustable on one side Länge [mm] / Length [mm]:894 Rohr-Ø [mm] / Pipe Ø [mm]:50 Konusmaß [mm] / Cone Size [mm]:30 Konusmaß [mm] / Cone Size [mm]:26 mit Zubehör / with accessories	(6)	25154 01	972 460 20 05
	(85)		▲ 11505 03
	(101)		
	(69)		
915, 915 L, 916, 916 L 917, 917 L 918, 918 L, 4249 ccm 922, 922 L 923, 923 L, 6374 ccm 923, 923 L, 924, 924 L	10.04 - 01.98 - 10.04 10.04 - 10.04 - 01.98 - 10.04 10.04 -	 Lenkstockhebel zur 1. VA / Pitman Arm to 1st FA (66) Achslast VA ab [kg] / Axle Load FA from [kg]:5300 (20) Achslast VA bis [kg] / Axle Load FA to [kg]:5300 (21) Radstand [mm] / Wheelbase [mm]:3020 (76) Radstand [mm] / Wheelbase [mm]:3320 (76) Radstand [mm] / Wheelbase [mm]:3620 (76) Radstand [mm] / Wheelbase [mm]:4220 (76) Radstand [mm] / Wheelbase [mm]:4820 (76) für Fzg. mit zul. Gesamtgewicht [t] / for vehicles with permissible total weight [t]:9,5 (121) Baumuster / Type:970.031-033/035/037 (28)	
916 K, 4249 ccm 917 K 918 K, 4249 ccm 922 K 923 K, 6374 ccm 924 K, 6374 ccm	10.04 - 01.98 - 10.04 10.04 - 10.04 - 01.98 - 10.04 10.04 -	 Lenkstockhebel zur 1. VA / Pitman Arm to 1st FA (66) Achslast VA ab [kg] / Axle Load FA from [kg]:5300 (20) Achslast VA bis [kg] / Axle Load FA to [kg]:5300 (21) Radstand [mm] / Wheelbase [mm]:3020 (76) Radstand [mm] / Wheelbase [mm]:3320 (76) für Fzg. mit zul. Gesamtgewicht [t] / for vehicles with permissible total weight [t]:9,5 (121) Baumuster / Type:972.031-032 (28)	
917 KO	01.98 - 10.04	 Lenkstockhebel zur 1. VA / Pitman Arm to 1st FA (66) Achslast VA ab [kg] / Axle Load FA from [kg]:5300 (20) Achslast VA bis [kg] / Axle Load FA to [kg]:5300 (21) Radstand [mm] / Wheelbase [mm]:3020 (76) für Fzg. mit zul. Gesamtgewicht [t] / for vehicles with permissible total weight [t]:9,5 (121) Baumuster / Type:975.031 (28)	
 1 Lenkstange / Centre Rod Assembly Schubstange / Push Rod einseitig verstellbar / Adjustable on one side Länge [mm] / Length [mm]:894 Konusmaß [mm] / Cone Size [mm]:26 Konusmaß [mm] / Cone Size [mm]:30 Rohr-Ø [mm] / Pipe Ø [mm]:50 mit Zubehör / with accessories	(6)	26021 01	003 460 60 05
	(85)		▲ 11505 03
	(101)		
	(69)		
916 K, 4249 ccm 917 K 918 K, 4249 ccm 922 K 923 K, 6374 ccm 924 K, 6374 ccm	10.04 - 01.98 - 10.04 10.04 - 10.04 - 01.98 - 10.04 10.04 -	 Lenkstockhebel zur 1. VA / Pitman Arm to 1st FA (66) Achslast VA ab [kg] / Axle Load FA from [kg]:5300 (20) Achslast VA bis [kg] / Axle Load FA to [kg]:5300 (21) Radstand [mm] / Wheelbase [mm]:3020 (76) Radstand [mm] / Wheelbase [mm]:3320 (76) für Fzg. mit zul. Gesamtgewicht [t] / for vehicles with permissible total weight [t]:9,5 (121) Baumuster / Type:972.031-032 (28)	
917 KO	01.98 - 10.04	 Lenkstockhebel zur 1. VA / Pitman Arm to 1st FA (66) Achslast VA ab [kg] / Axle Load FA from [kg]:5300 (20) Achslast VA bis [kg] / Axle Load FA to [kg]:5300 (21) Radstand [mm] / Wheelbase [mm]:3020 (76) für Fzg. mit zul. Gesamtgewicht [t] / for vehicles with permissible total weight [t]:9,5 (121) Baumuster / Type:975.031 (28)	



MERCEDES-BENZ

ATEGO 914 - 930

4x2









 6	Spurstange / Rod Assembly Führungsstange / Guide Rod beidseitig verstellbar / Adjustable on both sides Länge [mm] / Length [mm]:1640 Konusmaß [mm] / Cone Size [mm]:26 Rohr-Ø [mm] / Pipe Ø [mm]:40 mit Zubehör / with accessories	(9) (46) (100) (69) (58) (80) (140)	23977 01 970 330 02 03  ▲ 11402 01 ▲ 11403 01		
	915, 915 L, 916, 916 L 917, 917 L 918, 918 L, 4249 ccm 922, 922 L 923, 923 L, 6374 ccm 923, 923 L, 924, 924 L	10.04 - 01.98 - 10.04 10.04 - 10.04 - 01.98 - 10.04 10.04 -	Achsausführung / Axle Version:730714 für Fzg. mit zul. Gesamtgewicht [t] / for vehicles with permissible total weight [t]:9,5 Baumuster / Type:970.031-033/035/037/233/235/237	(19) (121) (28)	
	916 K, 4249 ccm 917 K 918 K, 4249 ccm 922 K 924 K, 6374 ccm 923 K, 6374 ccm	10.04 - 01.98 - 10.04 10.04 - 10.04 - 10.04 - 01.98 - 10.04	Achsausführung / Axle Version:730714 für Fzg. mit zul. Gesamtgewicht [t] / for vehicles with permissible total weight [t]:9,5 Baumuster / Type:972.031-032	(19) (121) (28)	
	917 KO	01.98 - 10.04	Achsausführung / Axle Version:730714 für Fzg. mit zul. Gesamtgewicht [t] / for vehicles with permissible total weight [t]:9,5 Baumuster / Type:972.031	(19) (121) (28)	
	916, 916 L, 5132 ccm 918, 918 L, 5132 ccm 921, 921 L 923, 923 L, 5132 ccm 924, 924 L, 7698 ccm	04.13 - 04.13 - 04.13 - 04.13 - 04.13 -	Achsausführung / Axle Version:730.021-022 Achslast [t] / Axle Load [t]:4,1 Achslast [t] / Axle Load [t]:4,4 Baumuster / Type:967.003/023	(19) (23) (23) (28)	
	916 K, 5132 ccm 918 K, 5132 ccm 921 K 923 K, 5132 ccm	04.13 - 04.13 - 04.13 - 04.13 -	Achsausführung / Axle Version:730.721-722 Achslast [t] / Axle Load [t]:4,1 Achslast [t] / Axle Load [t]:4,4 für / for:504310 14 Baumuster / Type:967.203	(19) (23) (23) (102) (28)	
	918 F 923 F 927 F	04.13 - 04.13 - 04.13 -	Achsausführung / Axle Version:730.721 Achslast [t] / Axle Load [t]:4,1 für / for:504310 14 Baumuster / Type:967.603	(19) (23) (102) (28)	
	924 K, 7698 ccm	04.13 -	Achsausführung / Axle Version:730.721-722 Achslast [t] / Axle Load [t]:4,1 Achslast [t] / Axle Load [t]:4,4 für / for:504310 14 Baumuster / Type:967.203	(19) (23) (23) (102) (28)	
	924 K, 7698 ccm	04.13 -	Achsausführung / Axle Version:730.721 Achslast [t] / Axle Load [t]:4,1 für / for:504310 14 Baumuster / Type:967.603	(19) (23) (102) (28)	
	 6	Spurstange / Rod Assembly Führungsstange / Guide Rod beidseitig verstellbar / Adjustable on both sides Länge [mm] / Length [mm]:1605 Konusmaß [mm] / Cone Size [mm]:30 Rohr-Ø [mm] / Pipe Ø [mm]:40 mit Zubehör / with accessories	(9) (46) (100) (69) (58) (80) (140)	23996 01 975 330 02 03  ▲ 11505 03 ▲ 11492 03	
917, 917 L 918, 918 L, 4249 ccm 922, 922 L 923, 923 L, 6374 ccm 923, 923 L, 924, 924 L		01.98 - 10.04 10.04 - 10.04 - 01.98 - 10.04 10.04 -	Achsausführung / Axle Version:730024 Baumuster / Type:970.031-033/035/037	(19) (28)	
916 K, 4249 ccm 917 K 918 K, 4249 ccm 922 K 923 K, 6374 ccm 924 K, 6374 ccm		10.04 - 01.98 - 10.04 10.04 - 10.04 - 10.04 - 01.98 - 10.04	Achsausführung / Axle Version:730024 Baumuster / Type:972.031	(19) (28)	
917 KO		01.98 - 10.04	Achsausführung / Axle Version:730024 Baumuster / Type:975.031	(19) (28)	
915, 915 L, 916, 916 L		10.04 -	Achsausführung / Axle Version:730024 für Fzg. mit zul. Gesamtgewicht [t] / for vehicles with permissible total weight [t]:9,5 Baumuster / Type:970.031-033/035/037	(19) (121) (28)	



MERCEDES-BENZ

ATEGO 914 - 930







4x2

 20	Lenker, Radaufhängung / Track Control Arm Querlenker / Control Arm Länge [mm] / Length [mm]:655 Rohr-Ø [mm] / Pipe Ø [mm]:40 Bohrung-Ø 1 / Bohrung-Ø 2 [mm] / Bore Ø 1 / Bore Ø 2 [mm]:17/17 Lochabstand 1/Lochabstand 2 / Hole Pitch 1/ Hole Pitch 2:115/115 Molekularlager / Molecular Bearing	(5) (75) (69) (80) (30) (67) (71)	33709 01 972 350 09 06 
	915, 915 L, 916, 916 L 917, 917 L 918, 918 L, 4249 ccm 922, 922 L 923, 923 L, 6374 ccm 923, 923 L, 924, 924 L	10.04 - 01.98 - 10.04 10.04 - 10.04 - 01.98 - 10.04 10.04 -	 Radstand [mm] / Wheelbase [mm]:3620 Radstand [mm] / Wheelbase [mm]:4220 Radstand [mm] / Wheelbase [mm]:4820 für Fzg. mit zul. Gesamtgewicht [t] / for vehicles with permissible total weight [t]:9,5 Baumuster / Type:970.233/235
916, 916 L, 5132 ccm 918, 918 L, 5132 ccm 921, 921 L 923, 923 L, 5132 ccm 924, 924 L, 7698 ccm	04.13 - 04.13 - 04.13 - 04.13 - 04.13 -	 Antriebsachse / Drive Axle Baumuster / Type:967.023	(25) (28)
Spurstangenkopf / Tie Rod End Länge [mm] / Length [mm]:115 Gewindemaß / Thread Size:M30x1,5 mit Außengewinde / with external thread mit Rechtsgewinde / with right-hand thread Konusmaß [mm] / Cone Size [mm]:26 mit Zubehör / with accessories	(10) (69) (49) (131) (137) (58) (140)	11402 01 001 330 01 35 	
916, 916 L, 5132 ccm 918, 918 L, 5132 ccm 921, 921 L 923, 923 L, 5132 ccm 924, 924 L, 7698 ccm	04.13 - 04.13 - 04.13 - 04.13 - 04.13 -	 für Schubstange / for push rod Lenkstockhebel zur 1. VA / Pitman Arm to 1st FA für Links-/Rechtslenker / for left-/right-hand traffic Antriebsachse / Drive Axle Baumuster / Type:967.023/003	(128) (66) (124) (25) (28)
Kugelpkopf, Schaltgestänge Ball Head, gearshift linkage Länge [mm] / Length [mm]:55 Konusmaß [mm] / Cone Size [mm]:10 Aussengewinde [mm] / Outer Thread [mm]:M14x1,5 mit Rechtsgewinde / with right-hand thread	(3) (69) (58) (27) (137)	19465 01 000 996 70 45 	
915, 915 L, 916, 916 L 916 K, 4249 ccm 917 K 917 KO 917, 917 L 918 K, 4249 ccm 918, 918 L, 4249 ccm 922 K 922, 922 L 923 K, 6374 ccm 923, 923 L, 6374 ccm 923, 923 L, 924, 924 L 924 K, 6374 ccm	10.04 - 10.04 - 01.98 - 10.04 01.98 - 10.04 01.98 - 10.04 10.04 - 10.04 - 10.04 - 10.04 - 10.04 - 01.98 - 10.04 01.98 - 10.04 10.04 - 10.04 -		
Kugelpkopf, Schaltgestänge Ball Head, gearshift linkage Länge [mm] / Length [mm]:55 Konusmaß [mm] / Cone Size [mm]:12 Aussengewinde [mm] / Outer Thread [mm]:M14x1,5 mit Rechtsgewinde / with right-hand thread	(3) (69) (58) (27) (137)	22721 01 000 268 59 89 	
915, 915 L, 916, 916 L 916 K, 4249 ccm 917 K 917, 917 L 918 K, 4249 ccm 918, 918 L, 4249 ccm 922 K 922, 922 L 923 K, 6374 ccm 923, 923 L, 6374 ccm 923, 923 L, 924, 924 L 924 K, 6374 ccm	10.04 - 10.04 - 01.98 - 10.04 01.98 - 10.04 10.04 - 10.04 - 10.04 - 10.04 - 10.04 - 01.98 - 10.04 01.98 - 10.04 10.04 - 10.04 -		



MERCEDES-BENZ

ATEGO 914 - 930 4x4







 6	Spurstange / Rod Assembly Führungsstange / Guide Rod einseitig verstellbar / Adjustable on one side Länge [mm] / Length [mm]:1435 Konusmaß [mm] / Cone Size [mm]:26 Rohr-Ø [mm] / Pipe Ø [mm]:52 mit Zubehör / with accessories	(9) (46) (101) (69) (58) (80) (140)	23972 01 676 330 13 03 
	917 AF 01.98 - 10.04 918 AF, 4249 ccm 10.04 - 922 AF 10.04 - 925 AF 01.98 - 10.04 926 AF 10.04 -	Antriebsachse / Drive Axle Achsausführung / Axle Version:731.700 Achslast [t] / Axle Load [t]:4,7 Baumuster / Type:976.332-334 Fahrzeugbreite 2300 mm / vehicle width 2300 mm	(25) (19) (23) (28) (45)
	Spurstangenkopf / Tie Rod End Länge [mm] / Length [mm]:115 Gewindemaß / Thread Size:M30x1,5 mit Außengewinde / with external thread mit Rechtsgewinde / with right-hand thread Konusmaß [mm] / Cone Size [mm]:26 mit Zubehör / with accessories	(10) (69) (49) (131) (137) (58) (140)	11402 01 001 330 01 35 
	918 AF, 5132 ccm 04.13 - 923 AF 04.13 - 927 AF 04.13 -	 für Schubstange / for push rod Lenkstockhebel zur 1. VA / Pitman Arm to 1st FA für Links-/Rechtslenker / for left-/right-hand traffic Antriebsachse / Drive Axle Baumuster / Type:967.633	(128) (66) (124) (25) (28)
	Kugelkopf, Schaltgestänge Ball Head, gearshift linkage Länge [mm] / Length [mm]:55 Konusmaß [mm] / Cone Size [mm]:10 Aussengewinde [mm] / Outer Thread [mm]:M14x1,5 mit Rechtsgewinde / with right-hand thread	(3) (69) (58) (27) (137)	19465 01 000 996 70 45 
	917 AF 01.98 - 10.04 918 AF, 4249 ccm 10.04 - 922 AF 10.04 - 925 AF 01.98 - 10.04 926 AF 10.04 -		
	Kugelkopf, Schaltgestänge Ball Head, gearshift linkage Länge [mm] / Length [mm]:55 Konusmaß [mm] / Cone Size [mm]:12 Aussengewinde [mm] / Outer Thread [mm]:M14x1,5 mit Rechtsgewinde / with right-hand thread	(3) (69) (58) (27) (137)	22721 01 000 268 59 89 
	917 AF 01.98 - 10.04 918 AF, 4249 ccm 10.04 - 922 AF 10.04 - 925 AF 01.98 - 10.04 926 AF 10.04 -		



MERCEDES-BENZ

ATEGO 1014 - 1118

4x2






 1	Lenkstange / Centre Rod Assembly Schubstange / Push Rod einseitig verstellbar / Adjustable on one side Länge [mm] / Length [mm]:837 Konusmaß [mm] / Cone Size [mm]:26 Rohr-Ø [mm] / Pipe Ø [mm]:40 mit Zubehör / with accessories	(6) (85) (101) (69) (58) (80) (140)	24241 01 11402 01	972 460 14 05	
	1016, 1016 L, 4249 ccm 1017, 1017 L 1018, 1018 L, 4249 ccm 1022, 1022 L 1023, 1023 L, 6374 ccm 1023, 1023 L, 1024, 1024 L	10.04 - 01.98 - 10.04 10.04 - 10.04 - 01.98 - 10.04 10.04 -	LHD 	Lenkstockhebel zur 1. VA / Pitman Arm to 1st FA Scheibenbremse / Disc Brake Radstand [mm] / Wheelbase [mm]:3020 Radstand [mm] / Wheelbase [mm]:3320 Radstand [mm] / Wheelbase [mm]:3620 Radstand [mm] / Wheelbase [mm]:4220 Radstand [mm] / Wheelbase [mm]:4820 für Fzg. mit zul. Gesamtgewicht [t] / for vehicles with permissible total weight [t]:10,5 Baumuster / Type:970.041-043/045/047	(66) (83) (76) (76) (76) (76) (76) (121) (28)
1016, 1016 L, 4249 ccm 1017, 1017 L 1018, 1018 L, 4249 ccm 1022, 1022 L 1023, 1023 L, 6374 ccm 1023, 1023 L, 1024, 1024 L	10.04 - 01.98 - 10.04 10.04 - 10.04 - 01.98 - 10.04 10.04 -	LHD	Lenkstockhebel zur 1. VA / Pitman Arm to 1st FA Radstand [mm] / Wheelbase [mm]:3620 Radstand [mm] / Wheelbase [mm]:4220 Radstand [mm] / Wheelbase [mm]:4820 für Fzg. mit zul. Gesamtgewicht [t] / for vehicles with permissible total weight [t]:10,5 Baumuster / Type:970.243/245/247	(66) (76) (76) (76) (121) (28)	
1017 KO, 1018 KO	01.98 - 10.04	LHD 	Lenkstockhebel zur 1. VA / Pitman Arm to 1st FA Achslast VA ab [kg] / Axle Load FA from [kg]:4100 Achslast VA bis [kg] / Axle Load FA to [kg]:4100 Radstand [mm] / Wheelbase [mm]:3020 für Kehrmaschinen / for sweeping machines für Fzg. mit zul. Gesamtgewicht [t] / for vehicles with permissible total weight [t]:10,5 Baumuster / Type:975.041 Müllfahrzeug / Refuse collecting truck	(66) (20) (21) (76) (123) (121) (28) (72)	
1015 K, 1016 K 1017 K 1017 K, 1018 K 1022 K 1024 K, 6374 ccm	10.04 - 01.98 - 10.04 10.04 - 10.04 - 10.04 -	LHD 	Lenkstockhebel zur 1. VA / Pitman Arm to 1st FA Achslast VA ab [kg] / Axle Load FA from [kg]:4100 Achslast VA bis [kg] / Axle Load FA to [kg]:4100 Radstand [mm] / Wheelbase [mm]:3020 Radstand [mm] / Wheelbase [mm]:3320 für Fzg. mit zul. Gesamtgewicht [t] / for vehicles with permissible total weight [t]:10,5 Baumuster / Type:972.041-042	(66) (20) (21) (76) (76) (121) (28)	
1023 K, 6374 ccm	01.98 - 10.04	LHD	Lenkstockhebel zur 1. VA / Pitman Arm to 1st FA Achslast [t] / Axle Load [t]:4, 1 Baumuster / Type:972.042/041	(66) (23) (28)	
1015 K	10.04 -	LHD	Lenkstockhebel zur 1. VA / Pitman Arm to 1st FA Achslast [t] / Axle Load [t]:4, 1 Baumuster / Type:972.042	(66) (23) (28)	
1022 KO	10.04 -	LHD 	Lenkstockhebel zur 1. VA / Pitman Arm to 1st FA Achslast VA ab [kg] / Axle Load FA from [kg]:4100 Achslast VA bis [kg] / Axle Load FA to [kg]:4100 für Kehrmaschinen / for sweeping machines für Fzg. mit zul. Gesamtgewicht [t] / for vehicles with permissible total weight [t]:10,5 Baumuster / Type:975.041 Müllfahrzeug / Refuse collecting truck	(66) (20) (21) (123) (121) (28) (72)	
1014 K	01.98 - 10.04	LHD	Lenkstockhebel zur 1. VA / Pitman Arm to 1st FA Achslast [t] / Axle Load [t]:4, 1 Baumuster / Type:972.041	(66) (23) (28)	



MERCEDES-BENZ

ATEGO 1014 - 1118

4x2

1	Lenkstange / Centre Rod Assembly Schubstange / Push Rod einseitig verstellbar / Adjustable on one side Länge [mm] / Length [mm]:837 Konusmaß [mm] / Cone Size [mm]:26 Rohr-Ø [mm] / Pipe Ø [mm]:40 mit Zubehör / with accessories	(6) (85) (101) (69) (58) (80) (140)	24242 01 972 460 15 05  11402 01
	1016, 1016 L, 4249 ccm 1017, 1017 L 1018, 1018 L, 4249 ccm	10.04 - 01.98 - 10.04 10.04 -	RHD Lenkstockhebel zur 1. VA / Pitman Arm to 1st FA (66) Radstand [mm] / Wheelbase [mm]:3620 (76) Radstand [mm] / Wheelbase [mm]:4220 (76) Radstand [mm] / Wheelbase [mm]:4820 (76) für Fzg. mit zul. Gesamtgewicht [t] / for vehicles with permissible total weight [t]:10,5 (121) Baumuster / Type:970.243/245/247 (28)
	1016, 1016 L, 4249 ccm 1017, 1017 L 1018, 1018 L, 4249 ccm	10.04 - 01.98 - 10.04 10.04 -	RHD  Lenkstockhebel zur 1. VA / Pitman Arm to 1st FA (66) Scheibenbremse / Disc Brake (83) Radstand [mm] / Wheelbase [mm]:3020 (76) Radstand [mm] / Wheelbase [mm]:3320 (76) Radstand [mm] / Wheelbase [mm]:3620 (76) Radstand [mm] / Wheelbase [mm]:4220 (76) Radstand [mm] / Wheelbase [mm]:4820 (76) für Fzg. mit zul. Gesamtgewicht [t] / for vehicles with permissible total weight [t]:10,5 (121) Baumuster / Type:970.041-043/045/047 (28)
	1017 KO, 1018 KO	01.98 - 10.04	RHD  Lenkstockhebel zur 1. VA / Pitman Arm to 1st FA (66) Achslast VA ab [kg] / Axle Load FA from [kg]:4100 (20) Achslast VA bis [kg] / Axle Load FA to [kg]:4100 (21) Radstand [mm] / Wheelbase [mm]:3020 (76) für Kehrmaschinen / for sweeping machines (123) für Fzg. mit zul. Gesamtgewicht [t] / for vehicles with permissible total weight [t]:10,5 (121) Baumuster / Type:975.041 (28) Müllfahrzeug / Refuse collecting truck (72)
	1022, 1022 L 1023, 1023 L, 6374 ccm 1023, 1023 L, 1024, 1024 L	10.04 - 01.98 - 10.04 10.04 -	RHD Lenkstockhebel zur 1. VA / Pitman Arm to 1st FA (66) Radstand [mm] / Wheelbase [mm]:3620 (76) Radstand [mm] / Wheelbase [mm]:4220 (76) Radstand [mm] / Wheelbase [mm]:4820 (76) für Fzg. mit zul. Gesamtgewicht [t] / for vehicles with permissible total weight [t]:10,5 (121) Baumuster / Type:970.243/245/247 (28)
	1022, 1022 L 1023, 1023 L, 6374 ccm 1023, 1023 L, 1024, 1024 L	10.04 - 01.98 - 10.04 10.04 -	RHD  Lenkstockhebel zur 1. VA / Pitman Arm to 1st FA (66) Radstand [mm] / Wheelbase [mm]:3020 (76) Radstand [mm] / Wheelbase [mm]:3320 (76) Radstand [mm] / Wheelbase [mm]:3620 (76) Radstand [mm] / Wheelbase [mm]:4220 (76) Radstand [mm] / Wheelbase [mm]:4820 (76) für Fzg. mit zul. Gesamtgewicht [t] / for vehicles with permissible total weight [t]:10,5 (121) Baumuster / Type:970.041-043/045/047 (28)
	1015 K, 1016 K 1017 K 1017 K, 1018 K 1022 K 1024 K, 6374 ccm	10.04 - 01.98 - 10.04 10.04 - 10.04 - 10.04 -	RHD  Lenkstockhebel zur 1. VA / Pitman Arm to 1st FA (66) Achslast VA ab [kg] / Axle Load FA from [kg]:4100 (20) Achslast VA bis [kg] / Axle Load FA to [kg]:4100 (21) Radstand [mm] / Wheelbase [mm]:3020 (76) Radstand [mm] / Wheelbase [mm]:3320 (76) für Fzg. mit zul. Gesamtgewicht [t] / for vehicles with permissible total weight [t]:10,5 (121) Baumuster / Type:972.041-042 (28)
	1023 K, 6374 ccm	01.98 - 10.04	RHD Lenkstockhebel zur 1. VA / Pitman Arm to 1st FA (66) Achslast [t] / Axle Load [t]:4,1 (23) Baumuster / Type:972.042/041 (28)
	1015 K	10.04 -	RHD Lenkstockhebel zur 1. VA / Pitman Arm to 1st FA (66) Achslast [t] / Axle Load [t]:4,1 (23) Baumuster / Type:972.042 (28)

Pos







Ref.



MERCEDES-BENZ

ATEGO 1014 - 1118

4x2






 1	<p>Lenkstange / Centre Rod Assembly Schubstange / Push Rod einseitig verstellbar / Adjustable on one side Länge [mm] / Length [mm]:837 Konusmaß [mm] / Cone Size [mm]:26 Rohr-Ø [mm] / Pipe Ø [mm]:40 mit Zubehör / with accessories</p>	<p>(6) (85) (101) (69) (58) (80) (140)</p>	<p>24242 01 972 460 15 05  11402 01</p> 
	<p>1022 KO 10.04 -</p>	<p>RHD </p> <p>Lenkstockhebel zur 1. VA / Pitman Arm to 1st FA (66) Achslast VA ab [kg] / Axle Load FA from [kg]:4100 (20) Achslast VA bis [kg] / Axle Load FA to [kg]:4100 (21) für Kehrmaschinen / for sweeping machines (123) für Fzg. mit zul. Gesamtgewicht [t] / for vehicles with permissible total weight [t]:10,5 (121) Baumuster / Type:975.041 (28) Müllfahrzeug / Refuse collecting truck (72)</p>	
	<p>1014 K 01.98 - 10.04</p>	<p>RHD</p> <p>Lenkstockhebel zur 1. VA / Pitman Arm to 1st FA (66) Achslast [t] / Axle Load [t]:4,1 (23) Baumuster / Type:972.041 (28)</p>	



MERCEDES-BENZ

ATEGO 1014 - 1118











4x2

1	Lenkstange / Centre Rod Assembly	(6)	25154 01 972 460 20 05 ▲ 11505 03
	Schubstange / Push Rod einseitig verstellbar / Adjustable on one side Länge [mm] / Length [mm]:894 Rohr-Ø [mm] / Pipe Ø [mm]:50 Konusmaß [mm] / Cone Size [mm]:30 Konusmaß [mm] / Cone Size [mm]:26 mit Zubehör / with accessories	(85) (101) (69) (80) (58) (58) (140)	
	1016, 1016 L, 4249 ccm 1017, 1017 L 1018, 1018 L, 4249 ccm 1022, 1022 L 1023, 1023 L, 6374 ccm 1023, 1023 L, 1024, 1024 L	10.04 - 01.98 - 10.04 10.04 - 10.04 - 01.98 - 10.04 10.04 -	 Lenkstockhebel zur 1. VA / Pitman Arm to 1st FA (66) Achslast VA ab [kg] / Axle Load FA from [kg]:5300 (20) Achslast VA bis [kg] / Axle Load FA to [kg]:5300 (21) Radstand [mm] / Wheelbase [mm]:3020 (76) Radstand [mm] / Wheelbase [mm]:3320 (76) Radstand [mm] / Wheelbase [mm]:3620 (76) Radstand [mm] / Wheelbase [mm]:4220 (76) Radstand [mm] / Wheelbase [mm]:4820 (76) für Fzg. mit zul. Gesamtgewicht [t] / for vehicles with permissible total weight [t]:10,5 (121) Baumuster / Type:970.041-043/045/047 (28)
	1017 KO, 1018 KO	01.98 - 10.04	 Lenkstockhebel zur 1. VA / Pitman Arm to 1st FA (66) Achslast VA ab [kg] / Axle Load FA from [kg]:5300 (20) Achslast VA bis [kg] / Axle Load FA to [kg]:5300 (21) Radstand [mm] / Wheelbase [mm]:3020 (76) für Fzg. mit zul. Gesamtgewicht [t] / for vehicles with permissible total weight [t]:10,5 (121) Baumuster / Type:975.041 (28)
	1015 K, 1016 K 1017 K 1017 K, 1018 K 1022 K 1024 K, 6374 ccm	10.04 - 01.98 - 10.04 10.04 - 10.04 - 10.04 -	 Lenkstockhebel zur 1. VA / Pitman Arm to 1st FA (66) Achslast VA ab [kg] / Axle Load FA from [kg]:5300 (20) Achslast VA bis [kg] / Axle Load FA to [kg]:5300 (21) Radstand [mm] / Wheelbase [mm]:3020 (76) Radstand [mm] / Wheelbase [mm]:3320 (76) für Fzg. mit zul. Gesamtgewicht [t] / for vehicles with permissible total weight [t]:10,5 (121) Baumuster / Type:972.041-042 (28)
	1023 K, 6374 ccm	01.98 - 10.04	LHD Lenkstockhebel zur 1. VA / Pitman Arm to 1st FA (66) Achslast [t] / Axle Load [t]:5,3 (23) Baumuster / Type:972.042/041 (28)
	1015 K	10.04 -	LHD Lenkstockhebel zur 1. VA / Pitman Arm to 1st FA (66) Achslast [t] / Axle Load [t]:5,3 (23) Baumuster / Type:972.042 (28)
	1022 KO	10.04 -	 Lenkstockhebel zur 1. VA / Pitman Arm to 1st FA (66) Achslast VA ab [kg] / Axle Load FA from [kg]:5300 (20) Achslast VA bis [kg] / Axle Load FA to [kg]:5300 (21) für Fzg. mit zul. Gesamtgewicht [t] / for vehicles with permissible total weight [t]:10,5 (121) Baumuster / Type:975.041 (28)
	1014 K	01.98 - 10.04	LHD Lenkstockhebel zur 1. VA / Pitman Arm to 1st FA (66) Achslast [t] / Axle Load [t]:5,3 (23) Baumuster / Type:972.041 (28)



MERCEDES-BENZ

ATEGO 1014 - 1118 4x2


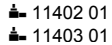

 1	Lenkstange / Centre Rod Assembly Schubstange / Push Rod einseitig verstellbar / Adjustable on one side Länge [mm] / Length [mm]:894 Konusmaß [mm] / Cone Size [mm]:26 Konusmaß [mm] / Cone Size [mm]:30 Rohr-Ø [mm] / Pipe Ø [mm]:50 mit Zubehör / with accessories	(6) (85) (101) (69) (58) (58) (80) (140)	26021 01 003 460 60 05  11505 03
	1017 KO, 1018 KO	01.98 - 10.04	RHD  Lenkstockhebel zur 1. VA / Pitman Arm to 1st FA (66) Achslast VA ab [kg] / Axle Load FA from [kg]:5300 (20) Achslast VA bis [kg] / Axle Load FA to [kg]:5300 (21) Radstand [mm] / Wheelbase [mm]:3020 (76) für Fzg. mit zul. Gesamtgewicht [t] / for vehicles with permissible total weight [t]:10,5 (121) Baumuster / Type:975.041 (28)
	1015 K, 1016 K 1017 K 1017 K, 1018 K 1022 K 1024 K, 6374 ccm	10.04 - 01.98 - 10.04 10.04 - 10.04 - 10.04 -	RHD  Lenkstockhebel zur 1. VA / Pitman Arm to 1st FA (66) Achslast VA ab [kg] / Axle Load FA from [kg]:5300 (20) Achslast VA bis [kg] / Axle Load FA to [kg]:5300 (21) Radstand [mm] / Wheelbase [mm]:3020 (76) Radstand [mm] / Wheelbase [mm]:3320 (76) für Fzg. mit zul. Gesamtgewicht [t] / for vehicles with permissible total weight [t]:10,5 (121) Baumuster / Type:972.041-042 (28)
	1023 K, 6374 ccm	01.98 - 10.04	RHD  Lenkstockhebel zur 1. VA / Pitman Arm to 1st FA (66) Achslast [t] / Axle Load [t]:5,3 (23) Baumuster / Type:972.042/041 (28)
	1015 K	10.04 -	RHD  Lenkstockhebel zur 1. VA / Pitman Arm to 1st FA (66) Achslast [t] / Axle Load [t]:5,3 (23) Baumuster / Type:972.042 (28)
	1022 KO	10.04 -	RHD  Lenkstockhebel zur 1. VA / Pitman Arm to 1st FA (66) Achslast VA ab [kg] / Axle Load FA from [kg]:5300 (20) Achslast VA bis [kg] / Axle Load FA to [kg]:5300 (21) für Fzg. mit zul. Gesamtgewicht [t] / for vehicles with permissible total weight [t]:10,5 (121) Baumuster / Type:975.041 (28)
	1014 K	01.98 - 10.04	RHD  Lenkstockhebel zur 1. VA / Pitman Arm to 1st FA (66) Achslast [t] / Axle Load [t]:5,3 (23) Baumuster / Type:972.041 (28)
 6	Spurstange / Rod Assembly Führungsstange / Guide Rod beidseitig verstellbar / Adjustable on both sides Länge [mm] / Length [mm]:1560 Konusmaß [mm] / Cone Size [mm]:30 Rohr-Ø [mm] / Pipe Ø [mm]:40 mit Zubehör / with accessories	(9) (46) (100) (69) (58) (80) (140)	23953 01 975 330 09 03  11505 03 11492 03
	1015 K, 1016 K 1017 K 1017 K, 1018 K 1022 K 1024 K, 6374 ccm	10.04 - 01.98 - 10.04 10.04 - 10.04 - 10.04 -	Achsausführung / Axle Version:730026 (19) für Fzg. mit zul. Gesamtgewicht [t] / for vehicles with permissible total weight [t]:10,5 (121) Baumuster / Type:972.041 (28)
	1023 K, 6374 ccm	01.98 - 10.04	Achsausführung / Axle Version:730.026 (19) Achslast [t] / Axle Load [t]:5,3 (23) Baumuster / Type:972.042/041 (28)
	1015 K	10.04 -	für Fzg. mit zul. Gesamtgewicht [t] / for vehicles with permissible total weight [t]:10,5 (121) Achsausführung / Axle Version:730026, 4x2 (19) Baumuster / Type:972.042 (28)
	1015 K	10.04 -	Achsausführung / Axle Version:730.026 (19) Achslast [t] / Axle Load [t]:5,3 (23) Baumuster / Type:972.042 (28)
	1014 K	01.98 - 10.04	Achsausführung / Axle Version:730.026 (19) Achslast [t] / Axle Load [t]:5,3 (23) Baumuster / Type:972.041 (28)



MERCEDES-BENZ









ATEGO 1014 - 1118

4x2

 6	<p>Spurstange / Rod Assembly Führungsstange / Guide Rod beidseitig verstellbar / Adjustable on both sides Länge [mm] / Length [mm]:1640 Konusmaß [mm] / Cone Size [mm]:26 Rohr-Ø [mm] / Pipe Ø [mm]:40 mit Zubehör / with accessories</p>	(9) (46) (100) (69) (58) (80) (140)	<p style="text-align: right;">23977 01 970 330 02 03  11402 01 11403 01</p> 
	1016, 1016 L, 4249 ccm 1017, 1017 L 1018, 1018 L, 4249 ccm 1022, 1022 L 1023, 1023 L, 6374 ccm 1023, 1023 L, 1024, 1024 L 1017 KO, 1018 KO	10.04 - 01.98 - 10.04 10.04 - 10.04 - 01.98 - 10.04 10.04 - 01.98 - 10.04	Achsausführung / Axle Version:730714 für Fzg. mit zul. Gesamtgewicht [t] / for vehicles with permissible total weight [t]:10,5 Baumuster / Type:970.041-043/045/047/243/245/247
1015 K, 1016 K 1017 K 1017 K, 1018 K 1022 K 1024 K, 6374 ccm 1023 K, 6374 ccm	10.04 - 01.98 - 10.04 10.04 - 10.04 - 10.04 - 01.98 - 10.04	Achsausführung / Axle Version:730714 für Fzg. mit zul. Gesamtgewicht [t] / for vehicles with permissible total weight [t]:10,5 Baumuster / Type:972.041	(19) (121) (28)
1015 K	10.04 -	Achsausführung / Axle Version:730.714 Achslast [t] / Axle Load [t]:4, 1 Baumuster / Type:972.042/041	(19) (23) (28)
1015 K	10.04 -	für Fzg. mit zul. Gesamtgewicht [t] / for vehicles with permissible total weight [t]:10,5 Achsausführung / Axle Version:730714, 4x2 Baumuster / Type:972.042	(121) (19) (28)
1022 KO	10.04 -	Achsausführung / Axle Version:730.714 für Fzg. mit zul. Gesamtgewicht [t] / for vehicles with permissible total weight [t]:10,5 Baumuster / Type:975.041	(19) (121) (28)
1014 K	01.98 - 10.04	Achsausführung / Axle Version:730.714 Achslast [t] / Axle Load [t]:4, 1 Baumuster / Type:972.041	(19) (23) (28)
1016, 1016 L, 5132 ccm 1018, 1018 L, 5132 ccm 1021, 1021 L 1023, 1023 L, 5132 ccm 1024, 1024 L, 7698 ccm	04.13 - 04.13 - 04.13 - 04.13 - 04.13 -	Achsausführung / Axle Version:730.021-022 Achslast [t] / Axle Load [t]:4, 1 Achslast [t] / Axle Load [t]:4,4 Baumuster / Type:967.004/024	(19) (23) (23) (28)
1016 K 1018 K 1021 K 1023 K, 5132 ccm 1024 K, 7698 ccm	04.13 - 04.13 - 04.13 - 04.13 - 04.13 -	Achsausführung / Axle Version:730.721-722 Achslast [t] / Axle Load [t]:4,4 für / for:504310 14 Baumuster / Type:967.204	(19) (23) (102) (28)
1018 KO 1021 KO 1023 KO	04.13 - 04.13 - 04.13 -	Achsausführung / Axle Version:730.721-722 Achslast [t] / Axle Load [t]:4,4 für / for:504310 14 Baumuster / Type:967.504	(19) (23) (102) (28)



MERCEDES-BENZ



ATEGO 1014 - 1118		4x2		
 6	Spurstange / Rod Assembly Führungsstange / Guide Rod beidseitig verstellbar / Adjustable on both sides Länge [mm] / Length [mm]:1605 Konusmaß [mm] / Cone Size [mm]:30 Rohr-Ø [mm] / Pipe Ø [mm]:40 mit Zubehör / with accessories	(9) (46) (100) (69) (58) (80) (140)	23996 01 975 330 02 03  ▲ 11505 03 ▲ 11492 03	
	1016, 1016 L, 4249 ccm 1017, 1017 L 1018, 1018 L, 4249 ccm 1022, 1022 L 1023, 1023 L, 6374 ccm 1023, 1023 L, 1024, 1024 L 1017 KO, 1018 KO	10.04 - 01.98 - 10.04 10.04 - 10.04 - 01.98 - 10.04 10.04 - 01.98 - 10.04	Achsausführung / Axle Version:730024 Baumuster / Type:970.041-042/045/047	(19) (28)
	1015 K, 1016 K 1017 K 1017 K, 1018 K 1022 K 1024 K, 6374 ccm 1023 K, 6374 ccm	10.04 - 01.98 - 10.04 10.04 - 10.04 - 10.04 - 01.98 - 10.04	Achsausführung / Axle Version:730026 für Fzg. mit zul. Gesamtgewicht [t] / for vehicles with permissible total weight [t]:10,5 Baumuster / Type:972.041	(19) (121) (28)
	1015 K	10.04 -	Achsausführung / Axle Version:730.026 Achslast [t] / Axle Load [t]:5,3 für / for:LKN-S Baumuster / Type:972.042/041	(19) (23) (102) (28)
	1015 K	10.04 -	für Fzg. mit zul. Gesamtgewicht [t] / for vehicles with permissible total weight [t]:10,5 Achsausführung / Axle Version:730026, 4x2 Baumuster / Type:972.042	(121) (19) (28)
	1015 K	10.04 -	Achsausführung / Axle Version:730.026 Achslast [t] / Axle Load [t]:5,3 für / for:LKN-S Baumuster / Type:972.042	(19) (23) (102) (28)
	1022 KO	10.04 -	Achsausführung / Axle Version:730.024 Baumuster / Type:975.041	(19) (28)
	1014 K	01.98 - 10.04	Achsausführung / Axle Version:730.026 Achslast [t] / Axle Load [t]:5,3 für / for:LKN-S Baumuster / Type:972.041	(19) (23) (102) (28)
	 20	Lenker, Radaufhängung / Track Control Arm Querlenker / Control Arm Länge [mm] / Length [mm]:655 Rohr-Ø [mm] / Pipe Ø [mm]:40 Bohrung-Ø 1 / Bohrung-Ø 2 [mm] / Bore Ø 1 / Bore Ø 2 [mm]:17/17 Lochabstand 1/Lochabstand 2 / Hole Pitch 1/ Hole Pitch 2:115/115 Molekularlager / Molecular Bearing	(5) (75) (69) (80) (30) (67) (71)	33709 01 972 350 09 06 
		1016, 1016 L, 4249 ccm 1017, 1017 L 1018, 1018 L, 4249 ccm 1022, 1022 L 1023, 1023 L, 6374 ccm 1023, 1023 L, 1024, 1024 L	10.04 - 01.98 - 10.04 10.04 - 10.04 - 01.98 - 10.04 10.04 -	 Radstand [mm] / Wheelbase [mm]:3620 Radstand [mm] / Wheelbase [mm]:4220 Radstand [mm] / Wheelbase [mm]:4820 für Fzg. mit zul. Gesamtgewicht [t] / for vehicles with permissible total weight [t]:10,5 Baumuster / Type:970.243/245/247
1016, 1016 L, 5132 ccm 1018, 1018 L, 5132 ccm 1021, 1021 L 1023, 1023 L, 5132 ccm 1024, 1024 L, 7698 ccm		04.13 - 04.13 - 04.13 - 04.13 - 04.13 -	 Antriebsachse / Drive Axle Baumuster / Type:967.024	(25) (28)
Spurstangenkopf / Tie Rod End Länge [mm] / Length [mm]:115 Gewindemaß / Thread Size:M30x1,5 mit Außengewinde / with external thread mit Rechtsgewinde / with right-hand thread Konusmaß [mm] / Cone Size [mm]:26 mit Zubehör / with accessories		(10) (69) (49) (131) (137) (58) (140)	11402 01 001 330 01 35 	
1016, 1016 L, 5132 ccm 1018, 1018 L, 5132 ccm 1021, 1021 L 1023, 1023 L, 5132 ccm 1024, 1024 L, 7698 ccm	04.13 - 04.13 - 04.13 - 04.13 - 04.13 -	 für Schubstange / for push rod Lenkstockhebel zur 1. VA / Pitman Arm to 1st FA für Links-/Rechtslenker / for left-/right-hand traffic Antriebsachse / Drive Axle Baumuster / Type:967.024/004	(128) (66) (124) (25) (28)	



MERCEDES-BENZ









ATEGO 1014 - 1118

4x2

<p>Kugelkopf, Schaltgestänge Ball Head, gearshift linkage Länge [mm] / Length [mm]:55 Konusmaß [mm] / Cone Size [mm]:10 Aussengewinde [mm] / Outer Thread [mm]:M14x1,5 mit Rechtsgewinde / with right-hand thread</p>	<p>(3) (69) (58) (27) (137)</p>	<p>19465 01 000 996 70 45</p> 
<p>1015 K, 1016 K 1016, 1016 L, 4249 ccm 1017 K 1017 K, 1018 K 1017 KO, 1018 KO 1017, 1017 L 1018, 1018 L, 4249 ccm 1022 K 1022 KO 1022, 1022 L 1023, 1023 L, 6374 ccm 1023, 1023 L, 1024, 1024 L 1024 K, 6374 ccm</p>	<p>10.04 - 10.04 - 01.98 - 10.04 10.04 - 01.98 - 10.04 01.98 - 10.04 10.04 - 10.04 - 10.04 - 10.04 - 10.04 - 01.98 - 10.04 10.04 - 10.04 -</p>	
<p>Kugelkopf, Schaltgestänge Ball Head, gearshift linkage Länge [mm] / Length [mm]:55 Konusmaß [mm] / Cone Size [mm]:12 Aussengewinde [mm] / Outer Thread [mm]:M14x1,5 mit Rechtsgewinde / with right-hand thread</p>	<p>(3) (69) (58) (27) (137)</p>	<p>22721 01 000 268 59 89</p> 
<p>1015 K, 1016 K 1016, 1016 L, 4249 ccm 1017 K 1017 K, 1018 K 1017, 1017 L 1018, 1018 L, 4249 ccm 1022 K 1022, 1022 L 1023, 1023 L, 6374 ccm 1023, 1023 L, 1024, 1024 L 1024 K, 6374 ccm</p>	<p>10.04 - 10.04 - 01.98 - 10.04 10.04 - 01.98 - 10.04 10.04 - 10.04 - 10.04 - 10.04 - 01.98 - 10.04 10.04 - 10.04 -</p>	



MERCEDES-BENZ





ATEGO 1014 - 1118		4x4			
 1	Lenkstange / Centre Rod Assembly Schubstange / Push Rod einseitig verstellbar / Adjustable on one side Länge [mm] / Length [mm]:884 Konusmaß [mm] / Cone Size [mm]:30 Rohr-Ø [mm] / Pipe Ø [mm]:50 mit Zubehör / with accessories		(6) (85) (101) (69) (58) (80) (140)	24195 01 974 460 05 05  11505 03	
	1017 A 1018 A, 4249 ccm 1022 A 1023 A, 1024 A	01.98 - 10.04 10.04 - 10.04 - 10.04 -	RHD Lenkstockhebel zur 1. VA / Pitman Arm to 1st FA Radstand [mm] / Wheelbase [mm]:3260 für Fzg. mit zul. Gesamtgewicht [t] / for vehicles with permissible total weight [t]:10,5 Baumuster / Type:970.342	(66) (76) (121) (28)	
	 1	Lenkstange / Centre Rod Assembly Schubstange / Push Rod einseitig verstellbar / Adjustable on one side Länge [mm] / Length [mm]:895 Konusmaß [mm] / Cone Size [mm]:28,6 Konusmaß [mm] / Cone Size [mm]:30 Rohr-Ø [mm] / Pipe Ø [mm]:50 mit Zubehör / with accessories		(6) (85) (101) (69) (58) (58) (80) (140)	35806 01 976 460 04 05  11505 03
		1017 A 1018 A, 4249 ccm 1022 A 1023 A, 1024 A	01.98 - 10.04 10.04 - 10.04 - 10.04 -	LHD Lenkstockhebel zur 1. VA / Pitman Arm to 1st FA Radstand [mm] / Wheelbase [mm]:3260 für Fzg. mit zul. Gesamtgewicht [t] / for vehicles with permissible total weight [t]:10,5 Baumuster / Type:970.342	(66) (76) (121) (28)
 6		Spurstange / Rod Assembly Führungsstange / Guide Rod einseitig verstellbar / Adjustable on one side Länge [mm] / Length [mm]:1435 Konusmaß [mm] / Cone Size [mm]:26 Rohr-Ø [mm] / Pipe Ø [mm]:52 mit Zubehör / with accessories		(9) (46) (101) (69) (58) (80) (140)	23972 01 676 330 13 03  11402 01
		1017 A 1018 A, 4249 ccm 1022 A 1023 A, 1024 A	01.98 - 10.04 10.04 - 10.04 - 10.04 -	Antriebsachse / Drive Axle Achsausführung / Axle Version:731.700 Achslast [t] / Axle Load [t]:4,7 Baumuster / Type:970.342 Fahrzeugbreite 2300 mm / vehicle width 2300 mm	(25) (19) (23) (28) (45)
	1017 AK 1017 AK 1018 AK, 4249 ccm 1022 AK 1023 AK, 6374 ccm 1024 AK, 6374 ccm	10.04 - 01.98 - 10.04 10.04 - 10.04 - 01.98 - 10.04 10.04 -	Antriebsachse / Drive Axle Achsausführung / Axle Version:731.700 Achslast [t] / Axle Load [t]:4,7 Baumuster / Type:972.342 Fahrzeugbreite 2300 mm / vehicle width 2300 mm	(25) (19) (23) (28) (45)	
	 6	Spurstange / Rod Assembly Führungsstange / Guide Rod einseitig verstellbar / Adjustable on one side Länge [mm] / Length [mm]:1565 Konusmaß [mm] / Cone Size [mm]:30 Rohr-Ø [mm] / Pipe Ø [mm]:60 mit Zubehör / with accessories		(9) (46) (101) (69) (58) (80) (140)	23998 01 975 330 10 03  11505 03
1017 A 1018 A, 4249 ccm 1023 A, 1024 A		01.98 - 10.04 10.04 - 10.04 -	Achsausführung / Axle Version:731720, 733050 für Fzg. mit zul. Gesamtgewicht [t] / for vehicles with permissible total weight [t]:10,5 Baumuster / Type:970.342	(19) (121) (28)	
1022 A		10.04 -	Achsausführung / Axle Version:733.050 für Fzg. mit zul. Gesamtgewicht [t] / for vehicles with permissible total weight [t]:10,5 Baumuster / Type:970.342	(19) (121) (28)	



MERCEDES-BENZ

ATEGO 1014 - 1118

4x4






<p>Spurstangenkopf / Tie Rod End Länge [mm] / Length [mm]:115 Gewindemaß / Thread Size:M30x1,5 mit Außengewinde / with external thread mit Rechtsgewinde / with right-hand thread Konusmaß [mm] / Cone Size [mm]:26 mit Zubehör / with accessories</p>	<p>(10) (69) (49) (131) (137) (58) (140)</p>	<p>11402 01 001 330 01 35</p> 
<p>1018 A, 5132 ccm 04.13 - 1021 A 04.13 - 1023 A 04.13 - 1024 A 04.13 -</p>		 <p>für Schubstange / for push rod (128) Lenkstockhebel zur 1. VA / Pitman Arm to 1st FA (66) für Links-/Rechtslenker / for left-/right-hand traffic (124) Antriebsachse / Drive Axle (25) Baumuster / Type:967.034 (28)</p>
<p>1018 AK, 5132 ccm 04.13 - 1021 AK 04.13 - 1023 AK, 5132 ccm 04.13 - 1024 AK, 7698 ccm 04.13 -</p>		 <p>für Schubstange / for push rod (128) Lenkstockhebel zur 1. VA / Pitman Arm to 1st FA (66) für Links-/Rechtslenker / for left-/right-hand traffic (124) Antriebsachse / Drive Axle (25) Baumuster / Type:967.234 (28)</p>
<p>Kugelkopf, Schaltgestänge Ball Head, gearshift linkage Länge [mm] / Length [mm]:55 Konusmaß [mm] / Cone Size [mm]:10 Aussengewinde [mm] / Outer Thread [mm]:M14x1,5 mit Rechtsgewinde / with right-hand thread</p>	<p>(3) (69) (58) (27) (137)</p>	<p>19465 01 000 996 70 45</p> 
<p>1017 A 01.98 - 10.04 1018 A, 4249 ccm 10.04 - 1022 A 10.04 - 1023 A, 1024 A 10.04 -</p>		



MERCEDES-BENZ

ATEGO 1214 - 1229

4x2






 <div style="border: 1px solid black; padding: 2px; display: inline-block;">1</div>	Lenkstange / Centre Rod Assembly Schubstange / Push Rod einseitig verstellbar / Adjustable on one side Länge [mm] / Length [mm]:888 Konusmaß [mm] / Cone Size [mm]:30 Rohr-Ø [mm] / Pipe Ø [mm]:50 mit Zubehör / with accessories		(6) (85) (101) (69) (58) (80) (140)	24198 01 974 460 15 05  
	1217, 1217 L 1218, 1218 L, 12 t 1222, 1222 L 1223, 1223 L, 12 t 1223, 1223 L, 1224, 1224 L 1226, 1226 L, 6374 ccm 1228, 1228 L, 1229, 1229 L	01.98 - 10.04 10.04 - 10.04 - 01.98 - 10.04 10.04 - 10.04 - 10.04 -	LHD  Lenkstockhebel zur 1. VA / Pitman Arm to 1st FA für / for:Allison Radstand [mm] / Wheelbase [mm]:3560 Radstand [mm] / Wheelbase [mm]:4160 Radstand [mm] / Wheelbase [mm]:4760 Radstand [mm] / Wheelbase [mm]:5360 für Fzg. mit zul. Gesamtgewicht [t] / for vehicles with permissible total weight [t]:12 Baumuster / Type:970.253/255/257-258	(66) (102) (76) (76) (76) (76) (121) (28)
	1217, 1217 L 1218, 1218 L, 12 t 1222, 1222 L 1223, 1223 L, 12 t 1223, 1223 L, 1224, 1224 L 1226, 1226 L, 6374 ccm 1228, 1228 L, 1229, 1229 L	01.98 - 10.04 10.04 - 10.04 - 01.98 - 10.04 10.04 - 10.04 - 10.04 - 10.04 -	LHD  Lenkstockhebel zur 1. VA / Pitman Arm to 1st FA für / for:Allison Radstand [mm] / Wheelbase [mm]:3020 Radstand [mm] / Wheelbase [mm]:3560 Radstand [mm] / Wheelbase [mm]:4160 Radstand [mm] / Wheelbase [mm]:4760 Radstand [mm] / Wheelbase [mm]:5360 Radstand [mm] / Wheelbase [mm]:5960 für Fzg. mit zul. Gesamtgewicht [t] / for vehicles with permissible total weight [t]:12 Baumuster / Type:970.050/053/055/057-059	(66) (102) (76) (76) (76) (76) (76) (121) (28)
	1216, 1216 L, 12 t	10.04 -	LHD Lenkstockhebel zur 1. VA / Pitman Arm to 1st FA Achslast [t] / Axle Load [t]:6,1 für / for:LS6 für / for:Allison Baumuster / Type:970.057-058/053/055	(66) (23) (102) (102) (28)



MERCEDES-BENZ

ATEGO 1214 - 1229

4x2





 1	Lenkstange / Centre Rod Assembly Schubstange / Push Rod einseitig verstellbar / Adjustable on one side Länge [mm] / Length [mm]:837 Konusmaß [mm] / Cone Size [mm]:26 Rohr-Ø [mm] / Pipe Ø [mm]:40 mit Zubehör / with accessories	(6) (85) (101) (69) (58) (80) (140)	24241 01 972 460 14 05  11402 01	
	1215, 1215 L, 1216, 1216 L	10.04 -	LHD Lenkstockhebel zur 1. VA / Pitman Arm to 1st FA (66) Achslast VA ab [kg] / Axle Load FA from [kg]:4100 (20) Scheibenbremse / Disc Brake (83) Radstand [mm] / Wheelbase [mm]:3620 (76) Radstand [mm] / Wheelbase [mm]:4220 (76) Radstand [mm] / Wheelbase [mm]:4820 (76) Radstand [mm] / Wheelbase [mm]:5420 (76) für Fzg. mit zul. Gesamtgewicht [t] / for vehicles with permissible total weight [t]:11,99 (121) Baumuster / Type:970.283/285/287-288 (28) Fahrgestellhöhe niedrig 868 mm / height of chassis low 868 mm (44)	
	1218, 1218 L, 12 t 1222, 1222 L 1223, 1223 L, 1224, 1224 L	10.04 - 10.04 - 10.04 -	LHD Lenkstockhebel zur 1. VA / Pitman Arm to 1st FA (66) Scheibenbremse / Disc Brake (83) Radstand [mm] / Wheelbase [mm]:3620 (76) Radstand [mm] / Wheelbase [mm]:4220 (76) Radstand [mm] / Wheelbase [mm]:4820 (76) Radstand [mm] / Wheelbase [mm]:5420 (76) für Fzg. mit zul. Gesamtgewicht [t] / for vehicles with permissible total weight [t]:11,99 (121) Baumuster / Type:970.283/285/287-288 (28) Fahrgestellhöhe niedrig 868 mm / height of chassis low 868 mm (44)	
	1218, 1218 L, 12 t 1222, 1222 L 1223, 1223 L, 1224, 1224 L	10.04 - 10.04 - 10.04 -	LHD  Lenkstockhebel zur 1. VA / Pitman Arm to 1st FA (66) Scheibenbremse / Disc Brake (83) Radstand [mm] / Wheelbase [mm]:3620 (76) Radstand [mm] / Wheelbase [mm]:4220 (76) Radstand [mm] / Wheelbase [mm]:4820 (76) Radstand [mm] / Wheelbase [mm]:5420 (76) für Fzg. mit zul. Gesamtgewicht [t] / for vehicles with permissible total weight [t]:11,99 (121) Baumuster / Type:970.083/085/087-088 (28) Fahrgestellhöhe niedrig 868 mm / height of chassis low 868 mm (44)	
	1216, 1216 L, 12 t	10.04 -	LHD  Lenkstockhebel zur 1. VA / Pitman Arm to 1st FA (66) Achslast [t] / Axle Load [t]:4,1 (23) für / for:LS4 (102) Baumuster / Type:970.083/085/087 (28)	



MERCEDES-BENZ

ATEGO 1214 - 1229

4x2










 <div style="border: 1px solid black; padding: 2px; display: inline-block;">1</div>	Lenkstange / Centre Rod Assembly Schubstange / Push Rod einseitig verstellbar / Adjustable on one side Länge [mm] / Length [mm]:837 Konusmaß [mm] / Cone Size [mm]:26 Rohr-Ø [mm] / Pipe Ø [mm]:40 mit Zubehör / with accessories	(6) (85) (101) (69) (58) (80) (140)	24242 01 11402 01	972 460 15 05 
	1215, 1215 L, 1216, 1216 L	10.04 -	[RHD]	Lenkstockhebel zur 1. VA / Pitman Arm to 1st FA (66) Achslast VA ab [kg] / Axle Load FA from [kg]:4100 (20) Achslast VA bis [kg] / Axle Load FA to [kg]:4100 (21) Radstand [mm] / Wheelbase [mm]:3620 (76) Radstand [mm] / Wheelbase [mm]:4220 (76) Radstand [mm] / Wheelbase [mm]:4820 (76) Radstand [mm] / Wheelbase [mm]:5420 (76) für Fzg. mit zul. Gesamtgewicht [t] / for vehicles with permissible total weight [t]:11,99 (121) Baumuster / Type:970.283/285/287-288 (28) Fahrgestellhöhe niedrig 868 mm / height of chassis low 868 mm (44)
	1218, 1218 L, 12 t 1222, 1222 L 1223, 1223 L, 1224, 1224 L	10.04 - 10.04 - 10.04 -	[RHD] 	Lenkstockhebel zur 1. VA / Pitman Arm to 1st FA (66) Scheibenbremse / Disc Brake (83) Radstand [mm] / Wheelbase [mm]:3620 (76) Radstand [mm] / Wheelbase [mm]:4220 (76) Radstand [mm] / Wheelbase [mm]:4820 (76) Radstand [mm] / Wheelbase [mm]:5420 (76) für Fzg. mit zul. Gesamtgewicht [t] / for vehicles with permissible total weight [t]:11,99 (121) Baumuster / Type:970.083/085/087-088 (28) Fahrgestellhöhe niedrig 868 mm / height of chassis low 868 mm (44)
	1218, 1218 L, 12 t 1222, 1222 L 1223, 1223 L, 1224, 1224 L	10.04 - 10.04 - 10.04 -	[RHD]	Lenkstockhebel zur 1. VA / Pitman Arm to 1st FA (66) Radstand [mm] / Wheelbase [mm]:3620 (76) Radstand [mm] / Wheelbase [mm]:4220 (76) Radstand [mm] / Wheelbase [mm]:4820 (76) Radstand [mm] / Wheelbase [mm]:5420 (76) für Fzg. mit zul. Gesamtgewicht [t] / for vehicles with permissible total weight [t]:11,99 (121) Baumuster / Type:970.283/285/287-288 (28) Fahrgestellhöhe niedrig 868 mm / height of chassis low 868 mm (44)
	1216, 1216 L, 12 t	10.04 -	[RHD] 	Lenkstockhebel zur 1. VA / Pitman Arm to 1st FA (66) Achslast [t] / Axle Load [t]:4,1 (23) für / for:LS4 (102) Baumuster / Type:970.083/085/087 (28)



MERCEDES-BENZ

ATEGO 1214 - 1229








4x2

 1	Lenkstange / Centre Rod Assembly Schubstange / Push Rod einseitig verstellbar / Adjustable on one side Länge [mm] / Length [mm]:894 Rohr-Ø [mm] / Pipe Ø [mm]:50 Konusmaß [mm] / Cone Size [mm]:30 Konusmaß [mm] / Cone Size [mm]:26 mit Zubehör / with accessories	(6) (85) (101) (69) (80) (58) (58) (140)	25154 01 972 460 20 05  
	1215, 1215 L	01.98 - 10.04	 Lenkstockhebel zur 1. VA / Pitman Arm to 1st FA (66) Radstand [mm] / Wheelbase [mm]:3560 (76) Radstand [mm] / Wheelbase [mm]:4160 (76) Radstand [mm] / Wheelbase [mm]:4760 (76) Radstand [mm] / Wheelbase [mm]:5360 (76) für Fzg. mit zul. Gesamtgewicht [t] / for vehicles with permissible total weight [t]:12 (121) Baumuster / Type:970.053/055/057-058 (28)
	1215, 1215 L	01.98 - 10.04	Lenkstockhebel zur 1. VA / Pitman Arm to 1st FA (66) Radstand [mm] / Wheelbase [mm]:3560 (76) Radstand [mm] / Wheelbase [mm]:4160 (76) Radstand [mm] / Wheelbase [mm]:4760 (76) Radstand [mm] / Wheelbase [mm]:5360 (76) für Fzg. mit zul. Gesamtgewicht [t] / for vehicles with permissible total weight [t]:12 (121) Baumuster / Type:970.253/255/257-258 (28)
	1215, 1215 L	01.98 - 10.04	Lenkstockhebel zur 1. VA / Pitman Arm to 1st FA (66) Baumuster / Type:375.101-102 (28)
	1214 K 1215 K	01.98 - 10.04 01.98 - 10.04	 Lenkstockhebel zur 1. VA / Pitman Arm to 1st FA (66) Achslast VA ab [kg] / Axle Load FA from [kg]:5300 (20) Achslast VA bis [kg] / Axle Load FA to [kg]:5300 (21) Baumuster / Type:972.052-053 (28)
	1217, 1217 L 1223, 1223 L, 1224, 1224 L 1226, 1226 L, 6374 ccm 1228, 1228 L, 1229, 1229 L	01.98 - 10.04 10.04 - 10.04 - 10.04 -	 Lenkstockhebel zur 1. VA / Pitman Arm to 1st FA (66) Radstand [mm] / Wheelbase [mm]:3560 (76) Radstand [mm] / Wheelbase [mm]:4160 (76) Radstand [mm] / Wheelbase [mm]:4760 (76) Radstand [mm] / Wheelbase [mm]:5360 (76) für Fzg. mit zul. Gesamtgewicht [t] / for vehicles with permissible total weight [t]:12 (121) Baumuster / Type:970.253/255/257-258 (28)
	1217, 1217 L 1223, 1223 L, 1224, 1224 L 1226, 1226 L, 6374 ccm 1228, 1228 L, 1229, 1229 L	01.98 - 10.04 10.04 - 10.04 - 10.04 -	 Lenkstockhebel zur 1. VA / Pitman Arm to 1st FA (66) Radstand [mm] / Wheelbase [mm]:6020 (76) Radstand [mm] / Wheelbase [mm]:3560 (76) Radstand [mm] / Wheelbase [mm]:4160 (76) Radstand [mm] / Wheelbase [mm]:4760 (76) Radstand [mm] / Wheelbase [mm]:5360 (76) Radstand [mm] / Wheelbase [mm]:5960 (76) für Fzg. mit zul. Gesamtgewicht [t] / for vehicles with permissible total weight [t]:12 (121) Baumuster / Type:970.050/053/055/057-059 (28)
	1216 K, 12 t 1217 K 1218 K, 12 t 1222 K 1223 K, 12 t 1224 K, 12 t	10.04 - 01.98 - 10.04 10.04 - 10.04 - 01.98 - 09.04 10.04 -	 Lenkstockhebel zur 1. VA / Pitman Arm to 1st FA (66) Achslast VA ab [kg] / Axle Load FA from [kg]:5300 (20) Achslast VA bis [kg] / Axle Load FA to [kg]:5300 (21) Radstand [mm] / Wheelbase [mm]:3260 (76) Radstand [mm] / Wheelbase [mm]:3560 (76) für Fzg. mit zul. Gesamtgewicht [t] / for vehicles with permissible total weight [t]:12 (121) Baumuster / Type:972.052-053 (28)
	1217 KO	01.98 - 10.04	 Lenkstockhebel zur 1. VA / Pitman Arm to 1st FA (66) Achslast VA ab [kg] / Axle Load FA from [kg]:5300 (20) Achslast VA bis [kg] / Axle Load FA to [kg]:5300 (21) Radstand [mm] / Wheelbase [mm]:3260 (76) für Fzg. mit zul. Gesamtgewicht [t] / for vehicles with permissible total weight [t]:12 (121) Baumuster / Type:975.052 (28)



MERCEDES-BENZ

ATEGO 1214 - 1229 4x2



 1	Lenkstange / Centre Rod Assembly Schubstange / Push Rod einseitig verstellbar / Adjustable on one side Länge [mm] / Length [mm]:894 Rohr-Ø [mm] / Pipe Ø [mm]:50 Konusmaß [mm] / Cone Size [mm]:30 Konusmaß [mm] / Cone Size [mm]:26 mit Zubehör / with accessories	(6) (85) (101) (69) (80) (58) (58) (140)	25154 01 972 460 20 05  11505 03
	1223, 1223 L, 12 t	01.98 - 10.04	 Lenkstockhebel zur 1. VA / Pitman Arm to 1st FA (66) Radstand [mm] / Wheelbase [mm]:6020 (76) Radstand [mm] / Wheelbase [mm]:3560 (76) Radstand [mm] / Wheelbase [mm]:4160 (76) Radstand [mm] / Wheelbase [mm]:4760 (76) Radstand [mm] / Wheelbase [mm]:5360 (76) für Fzg. mit zul. Gesamtgewicht [t] / for vehicles with permissible total weight [t]:12 (121) Baumuster / Type:970.050/053/055/057-058 (28)
	1223, 1223 L, 12 t	01.98 - 10.04	Lenkstockhebel zur 1. VA / Pitman Arm to 1st FA (66) Radstand [mm] / Wheelbase [mm]:3560 (76) Radstand [mm] / Wheelbase [mm]:4160 (76) Radstand [mm] / Wheelbase [mm]:4760 (76) Radstand [mm] / Wheelbase [mm]:5360 (76) für Fzg. mit zul. Gesamtgewicht [t] / for vehicles with permissible total weight [t]:12 (121) Baumuster / Type:970.253/255/257-258 (28)
	1222 F 1225 F 1225 F 1226 F	10.04 - 01.98 - 10.04 10.04 -	 Lenkstockhebel zur 1. VA / Pitman Arm to 1st FA (66) Achslast VA ab [kg] / Axle Load FA from [kg]:5300 (20) Achslast VA bis [kg] / Axle Load FA to [kg]:5300 (21) für Feuerwehrfahrzeuge / for fire brigade vehicles (120) für Fzg. mit zul. Gesamtgewicht [t] / for vehicles with permissible total weight [t]:12 (121) Baumuster / Type:976.053-054 (28)
	1215, 1215 L, 1216, 1216 L 1228, 1228 L	10.04 - 01.98 - 10.04	Lenkstockhebel zur 1. VA / Pitman Arm to 1st FA (66) Radstand [mm] / Wheelbase [mm]:3560 (76) Radstand [mm] / Wheelbase [mm]:4160 (76) Radstand [mm] / Wheelbase [mm]:4760 (76) Radstand [mm] / Wheelbase [mm]:5360 (76) für Fzg. mit zul. Gesamtgewicht [t] / for vehicles with permissible total weight [t]:12 (121) Baumuster / Type:970.253/255/257-258 (28)
	1215, 1215 L, 1216, 1216 L 1228, 1228 L	10.04 - 01.98 - 10.04	 Lenkstockhebel zur 1. VA / Pitman Arm to 1st FA (66) Radstand [mm] / Wheelbase [mm]:3560 (76) Radstand [mm] / Wheelbase [mm]:4160 (76) Radstand [mm] / Wheelbase [mm]:4760 (76) Radstand [mm] / Wheelbase [mm]:5360 (76) für Fzg. mit zul. Gesamtgewicht [t] / for vehicles with permissible total weight [t]:12 (121) Baumuster / Type:970.053/055/057-058 (28)
	1218, 1218 L, 12 t 1222, 1222 L	10.04 - 10.04 -	Lenkstockhebel zur 1. VA / Pitman Arm to 1st FA (66) Radstand [mm] / Wheelbase [mm]:3560 (76) Radstand [mm] / Wheelbase [mm]:4160 (76) Radstand [mm] / Wheelbase [mm]:4760 (76) Radstand [mm] / Wheelbase [mm]:5360 (76) für Fzg. mit zul. Gesamtgewicht [t] / for vehicles with permissible total weight [t]:12 (121) Baumuster / Type:970.253/255/257-258 (28)
	1218, 1218 L, 12 t 1222, 1222 L	10.04 - 10.04 -	 Lenkstockhebel zur 1. VA / Pitman Arm to 1st FA (66) Radstand [mm] / Wheelbase [mm]:6020 (76) Radstand [mm] / Wheelbase [mm]:3560 (76) Radstand [mm] / Wheelbase [mm]:4160 (76) Radstand [mm] / Wheelbase [mm]:4760 (76) Radstand [mm] / Wheelbase [mm]:5360 (76) für Fzg. mit zul. Gesamtgewicht [t] / for vehicles with permissible total weight [t]:12 (121) Baumuster / Type:970.050/053/055/057/059 (28)
	1214, 1214 L	01.98 - 10.04	 Lenkstockhebel zur 1. VA / Pitman Arm to 1st FA (66) Radstand [mm] / Wheelbase [mm]:3560 (76) Radstand [mm] / Wheelbase [mm]:4160 (76) für Fzg. mit zul. Gesamtgewicht [t] / for vehicles with permissible total weight [t]:12 (121) Baumuster / Type:970.053/055 (28)



MERCEDES-BENZ

ATEGO 1214 - 1229

4x2





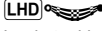
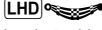
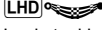
 1	Lenkstange / Centre Rod Assembly Schubstange / Push Rod einseitig verstellbar / Adjustable on one side Länge [mm] / Length [mm]:894 Rohr-Ø [mm] / Pipe Ø [mm]:50 Konusmaß [mm] / Cone Size [mm]:30 Konusmaß [mm] / Cone Size [mm]:26 mit Zubehör / with accessories		(6) (85) (101) (69) (80) (58) (58) (140)	25154 01 972 460 20 05 11505 03 
	1214, 1214 L	01.98 - 10.04	Lenkstockhebel zur 1. VA / Pitman Arm to 1st FA Radstand [mm] / Wheelbase [mm]:3560 Radstand [mm] / Wheelbase [mm]:4160 Radstand [mm] / Wheelbase [mm]:4760 Radstand [mm] / Wheelbase [mm]:5360 für Fzg. mit zul. Gesamtgewicht [t] / for vehicles with permissible total weight [t]:12 Baumuster / Type:970.253/255/257-258	(66) (76) (76) (76) (76) (121) (28)
	1216, 1216 L, 12 t	10.04 -	LHD Lenkstockhebel zur 1. VA / Pitman Arm to 1st FA Achslast [t] / Axle Load [t]:5,3 für / for:LS4 Baumuster / Type:970.057-058/053/055	(66) (23) (102) (28)



MERCEDES-BENZ

ATEGO 1214 - 1229

4x2








1	Lenkstange / Centre Rod Assembly Schubstange / Push Rod einseitig verstellbar / Adjustable on one side Länge [mm] / Length [mm]:894 Rohr-Ø [mm] / Pipe Ø [mm]:50 Konusmaß [mm] / Cone Size [mm]:30 mit Zubehör / with accessories	(6) (85) (101) (69) (80) (58) (140)	25821 01 974 460 12 05  ▲ 11505 03
1215, 1215 L 1215, 1215 L, 1216, 1216 L	01.98 - 10.04 10.04 -	LHD 	Lenkstockhebel zur 1. VA / Pitman Arm to 1st FA (66) Radstand [mm] / Wheelbase [mm]:3560 (76) Radstand [mm] / Wheelbase [mm]:4160 (76) Radstand [mm] / Wheelbase [mm]:4760 (76) Radstand [mm] / Wheelbase [mm]:5360 (76) für Fzg. mit zul. Gesamtgewicht [t] / for vehicles with permissible total weight [t]:12 (121) Baumuster / Type:970.053/055/057-058 (28)
1215, 1215 L 1215, 1215 L, 1216, 1216 L	01.98 - 10.04 10.04 -	LHD	Lenkstockhebel zur 1. VA / Pitman Arm to 1st FA (66) Radstand [mm] / Wheelbase [mm]:3560 (76) Radstand [mm] / Wheelbase [mm]:4160 (76) Radstand [mm] / Wheelbase [mm]:4760 (76) Radstand [mm] / Wheelbase [mm]:5360 (76) für Fzg. mit zul. Gesamtgewicht [t] / for vehicles with permissible total weight [t]:12 (121) Baumuster / Type:970.253/255/257-258 (28)
1214 K 1215 K	01.98 - 10.04 01.98 - 10.04	LHD 	Lenkstockhebel zur 1. VA / Pitman Arm to 1st FA (66) Achslast VA ab [kg] / Axle Load FA from [kg]:6100 (20) Achslast VA bis [kg] / Axle Load FA to [kg]:6100 (21) Baumuster / Type:972.052-053 (28)
1217, 1217 L 1218, 1218 L, 12 t 1222, 1222 L 1223, 1223 L, 12 t 1223, 1223 L, 1224, 1224 L 1226, 1226 L, 6374 ccm 1228, 1228 L, 1229, 1229 L	01.98 - 10.04 10.04 - 10.04 - 01.98 - 10.04 10.04 - 10.04 - 10.04 -	LHD 	Lenkstockhebel zur 1. VA / Pitman Arm to 1st FA (66) Radstand [mm] / Wheelbase [mm]:6020 (76) Radstand [mm] / Wheelbase [mm]:3560 (76) Radstand [mm] / Wheelbase [mm]:4160 (76) Radstand [mm] / Wheelbase [mm]:4760 (76) Radstand [mm] / Wheelbase [mm]:5360 (76) für Fzg. mit zul. Gesamtgewicht [t] / for vehicles with permissible total weight [t]:12 (121) Baumuster / Type:970.050/053/055/057-058 (28)
1217, 1217 L 1218, 1218 L, 12 t 1222, 1222 L 1223, 1223 L, 12 t 1223, 1223 L, 1224, 1224 L 1226, 1226 L, 6374 ccm 1228, 1228 L, 1229, 1229 L	01.98 - 10.04 10.04 - 10.04 - 01.98 - 10.04 10.04 - 10.04 - 10.04 -	LHD	Lenkstockhebel zur 1. VA / Pitman Arm to 1st FA (66) Radstand [mm] / Wheelbase [mm]:3560 (76) Radstand [mm] / Wheelbase [mm]:4160 (76) Radstand [mm] / Wheelbase [mm]:4760 (76) Radstand [mm] / Wheelbase [mm]:5360 (76) für Fzg. mit zul. Gesamtgewicht [t] / for vehicles with permissible total weight [t]:12 (121) Baumuster / Type:970.253/255/257-258 (28)
1216 K, 12 t 1217 K 1218 K, 12 t 1222 K 1223 K, 12 t 1224 K, 12 t	10.04 - 01.98 - 10.04 10.04 - 10.04 - 01.98 - 09.04 10.04 -	LHD 	Lenkstockhebel zur 1. VA / Pitman Arm to 1st FA (66) Achslast VA ab [kg] / Axle Load FA from [kg]:6100 (20) Achslast VA bis [kg] / Axle Load FA to [kg]:6100 (21) Radstand [mm] / Wheelbase [mm]:3260 (76) Radstand [mm] / Wheelbase [mm]:3560 (76) für Fzg. mit zul. Gesamtgewicht [t] / for vehicles with permissible total weight [t]:12 (121) Baumuster / Type:972.052-053 (28)
1217 KO	01.98 - 10.04	LHD 	Lenkstockhebel zur 1. VA / Pitman Arm to 1st FA (66) Achslast VA ab [kg] / Axle Load FA from [kg]:6100 (20) Achslast VA bis [kg] / Axle Load FA to [kg]:6100 (21) Radstand [mm] / Wheelbase [mm]:3260 (76) für Fzg. mit zul. Gesamtgewicht [t] / for vehicles with permissible total weight [t]:12 (121) Baumuster / Type:975.052 (28)
1222 F 1225 F 1225 F 1226 F	10.04 - 01.98 - 10.04 10.04 -	LHD 	Lenkstockhebel zur 1. VA / Pitman Arm to 1st FA (66) Achslast VA ab [kg] / Axle Load FA from [kg]:6100 (20) Achslast VA bis [kg] / Axle Load FA to [kg]:6100 (21) für Feuerwehrfahrzeuge / for fire brigade vehicles (120) für Fzg. mit zul. Gesamtgewicht [t] / for vehicles with permissible total weight [t]:12 (121) Baumuster / Type:976.053-054 (28)



MERCEDES-BENZ

ATEGO 1214 - 1229

4x2









 1	Lenkstange / Centre Rod Assembly Schubstange / Push Rod einseitig verstellbar / Adjustable on one side Länge [mm] / Length [mm]:894 Rohr-Ø [mm] / Pipe Ø [mm]:50 Konusmaß [mm] / Cone Size [mm]:30 mit Zubehör / with accessories	(6) (85) (101) (69) (80) (58) (140)	25821 01 974 460 12 05  11505 03	
	1214, 1214 L 1228, 1228 L	01.98 - 10.04 01.98 - 10.04	LHD Lenkstockhebel zur 1. VA / Pitman Arm to 1st FA Radstand [mm] / Wheelbase [mm]:3560 Radstand [mm] / Wheelbase [mm]:4160 Radstand [mm] / Wheelbase [mm]:4760 Radstand [mm] / Wheelbase [mm]:5360 für Fzg. mit zul. Gesamtgewicht [t] / for vehicles with permissible total weight [t]:12 Baumuster / Type:970.253/255/257-258	(66) (76) (76) (76) (76) (121) (28)
	1214, 1214 L 1228, 1228 L	01.98 - 10.04 01.98 - 10.04	LHD  Lenkstockhebel zur 1. VA / Pitman Arm to 1st FA Radstand [mm] / Wheelbase [mm]:3560 Radstand [mm] / Wheelbase [mm]:4160 für Fzg. mit zul. Gesamtgewicht [t] / for vehicles with permissible total weight [t]:12 Baumuster / Type:970.053/055	(66) (76) (76) (121) (28)
	1216, 1216 L, 12 t	10.04 -	LHD Lenkstockhebel zur 1. VA / Pitman Arm to 1st FA Achslast [t] / Axle Load [t]:6, 1 für / for:LS6 Baumuster / Type:970.057-058/053/055	(66) (23) (102) (28)
 1	Lenkstange / Centre Rod Assembly Schubstange / Push Rod einseitig verstellbar / Adjustable on one side Länge [mm] / Length [mm]:875 Konusmaß [mm] / Cone Size [mm]:30 Konusmaß [mm] / Cone Size [mm]:26 Rohr-Ø [mm] / Pipe Ø [mm]:50 mit Zubehör / with accessories	(6) (85) (101) (69) (58) (58) (80) (140)	26020 01 972 460 06 05  11505 03	
	1214, 1214 L 1215, 1215 L 1215, 1215 L, 1216, 1216 L 1217, 1217 L 1218, 1218 L, 12 t 1222, 1222 L 1223, 1223 L, 12 t 1223, 1223 L, 1224, 1224 L 1226, 1226 L, 6374 ccm 1228, 1228 L 1228, 1228 L, 1229, 1229 L	01.98 - 10.04 01.98 - 10.04 10.04 - 01.98 - 10.04 10.04 - 10.04 - 01.98 - 10.04 10.04 - 10.04 - 01.98 - 10.04 10.04 -	LHD  Lenkstockhebel zur 1. VA / Pitman Arm to 1st FA 1.VA / 1st FA Radstand [mm] / Wheelbase [mm]:4160 Radstand [mm] / Wheelbase [mm]:4760 Radstand [mm] / Wheelbase [mm]:5360 für Fzg. mit zul. Gesamtgewicht [t] / for vehicles with permissible total weight [t]:12 Baumuster / Type:970.255/257-258	(66) (15) (76) (76) (76) (121) (28)
1214, 1214 L 1215, 1215 L 1215, 1215 L, 1216, 1216 L 1217, 1217 L 1218, 1218 L, 12 t 1222, 1222 L 1223, 1223 L, 12 t 1223, 1223 L, 1224, 1224 L 1226, 1226 L, 6374 ccm 1228, 1228 L 1228, 1228 L, 1229, 1229 L	01.98 - 10.04 01.98 - 10.04 10.04 - 01.98 - 10.04 10.04 - 10.04 - 01.98 - 10.04 10.04 - 10.04 - 01.98 - 10.04 10.04 -	RHD  Lenkstockhebel zur 1. VA / Pitman Arm to 1st FA 1.VA / 1st FA Radstand [mm] / Wheelbase [mm]:4160 Radstand [mm] / Wheelbase [mm]:4760 Radstand [mm] / Wheelbase [mm]:5360 für Fzg. mit zul. Gesamtgewicht [t] / for vehicles with permissible total weight [t]:12 Baumuster / Type:970.255/257-258	(66) (15) (76) (76) (76) (121) (28)	



MERCEDES-BENZ

ATEGO 1214 - 1229

4x2



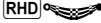



 1	Lenkstange / Centre Rod Assembly Schubstange / Push Rod einseitig verstellbar / Adjustable on one side Länge [mm] / Length [mm]:894 Konusmaß [mm] / Cone Size [mm]:26 Konusmaß [mm] / Cone Size [mm]:30 Rohr-Ø [mm] / Pipe Ø [mm]:50 mit Zubehör / with accessories	(6) (85) (101) (69) (58) (58) (80) (140)	26021 01 003 460 60 05 ▲ 11505 03 
	1215, 1215 L	01.98 - 10.04	RHD Lenkstockhebel zur 1. VA / Pitman Arm to 1st FA (66) Achslast VA ab [kg] / Axle Load FA from [kg]:5300 (20) Achslast VA bis [kg] / Axle Load FA to [kg]:5300 (21) Baumuster / Type:375.101-102 (28)
	1215, 1215 L	01.98 - 10.04	RHD  Lenkstockhebel zur 1. VA / Pitman Arm to 1st FA (66) 1.VA / 1st FA (15) Radstand [mm] / Wheelbase [mm]:3560 (76) Radstand [mm] / Wheelbase [mm]:4160 (76) Radstand [mm] / Wheelbase [mm]:4760 (76) Radstand [mm] / Wheelbase [mm]:5360 (76) für Fzg. mit zul. Gesamtgewicht [t] / for vehicles with permissible total weight [t]:12 (121) Baumuster / Type:970.253/255/257-258 (28)
	1215, 1215 L	01.98 - 10.04	RHD  Lenkstockhebel zur 1. VA / Pitman Arm to 1st FA (66) Radstand [mm] / Wheelbase [mm]:6020 (76) Radstand [mm] / Wheelbase [mm]:3560 (76) Radstand [mm] / Wheelbase [mm]:4160 (76) Radstand [mm] / Wheelbase [mm]:4760 (76) Radstand [mm] / Wheelbase [mm]:5360 (76) für Fzg. mit zul. Gesamtgewicht [t] / for vehicles with permissible total weight [t]:12 (121) Baumuster / Type:970.050/053/055/057-058 (28)
	1214 K 1215 K	01.98 - 10.04 01.98 - 10.04	RHD  Lenkstockhebel zur 1. VA / Pitman Arm to 1st FA (66) Achslast VA ab [kg] / Axle Load FA from [kg]:5300 (20) Achslast VA bis [kg] / Axle Load FA to [kg]:5300 (21) Baumuster / Type:972.052-053 (28)
	1217, 1217 L 1218, 1218 L, 12 t 1222, 1222 L 1223, 1223 L, 12 t 1223, 1223 L, 1224, 1224 L 1226, 1226 L, 6374 com 1228, 1228 L 1228, 1228 L, 1229, 1229 L	01.98 - 10.04 10.04 - 10.04 - 01.98 - 10.04 10.04 - 10.04 - 01.98 - 10.04 10.04 -	RHD  Lenkstockhebel zur 1. VA / Pitman Arm to 1st FA (66) 1.VA / 1st FA (15) Radstand [mm] / Wheelbase [mm]:3560 (76) Radstand [mm] / Wheelbase [mm]:4160 (76) Radstand [mm] / Wheelbase [mm]:4760 (76) Radstand [mm] / Wheelbase [mm]:5360 (76) für Fzg. mit zul. Gesamtgewicht [t] / for vehicles with permissible total weight [t]:12 (121) Baumuster / Type:970.253/255/257-258 (28)
	1217, 1217 L 1218, 1218 L, 12 t 1222, 1222 L 1223, 1223 L, 12 t 1223, 1223 L, 1224, 1224 L 1226, 1226 L, 6374 com 1228, 1228 L 1228, 1228 L, 1229, 1229 L	01.98 - 10.04 10.04 - 10.04 - 01.98 - 10.04 10.04 - 10.04 - 01.98 - 10.04 10.04 -	RHD  Lenkstockhebel zur 1. VA / Pitman Arm to 1st FA (66) Radstand [mm] / Wheelbase [mm]:6020 (76) Radstand [mm] / Wheelbase [mm]:3560 (76) Radstand [mm] / Wheelbase [mm]:4160 (76) Radstand [mm] / Wheelbase [mm]:4760 (76) Radstand [mm] / Wheelbase [mm]:5360 (76) Radstand [mm] / Wheelbase [mm]:5960 (76) für Fzg. mit zul. Gesamtgewicht [t] / for vehicles with permissible total weight [t]:12 (121) Baumuster / Type:970.050/053/055/057-059 (28)
	1216 K, 12 t 1217 K 1218 K, 12 t 1222 K 1223 K, 12 t 1224 K, 12 t	10.04 - 01.98 - 10.04 10.04 - 10.04 - 01.98 - 09.04 10.04 -	RHD  Lenkstockhebel zur 1. VA / Pitman Arm to 1st FA (66) Achslast VA ab [kg] / Axle Load FA from [kg]:5300 (20) Achslast VA bis [kg] / Axle Load FA to [kg]:5300 (21) Radstand [mm] / Wheelbase [mm]:3260 (76) Radstand [mm] / Wheelbase [mm]:3560 (76) für Fzg. mit zul. Gesamtgewicht [t] / for vehicles with permissible total weight [t]:12 (121) Baumuster / Type:972.052-053 (28)



MERCEDES-BENZ

ATEGO 1214 - 1229







4x2

 1	Lenkstange / Centre Rod Assembly Schubstange / Push Rod einseitig verstellbar / Adjustable on one side Länge [mm] / Length [mm]:894 Konusmaß [mm] / Cone Size [mm]:26 Konusmaß [mm] / Cone Size [mm]:30 Rohr-Ø [mm] / Pipe Ø [mm]:50 mit Zubehör / with accessories	(6) (85) (101) (69) (58) (58) (80) (140)	26021 01 11505 03	003 460 60 05 
	1217 KO	01.98 - 10.04	RHD  Lenkstockhebel zur 1. VA / Pitman Arm to 1st FA (66) Achslast VA ab [kg] / Axle Load FA from [kg]:5300 (20) Achslast VA bis [kg] / Axle Load FA to [kg]:5300 (21) Radstand [mm] / Wheelbase [mm]:3260 (76) für Fzg. mit zul. Gesamtgewicht [t] / for vehicles with permissible total weight [t]:12 (121) Baumuster / Type:975.052 (28)	
	1222 F 1225 F 1225 F 1226 F	10.04 - 01.98 - 10.04 10.04 -	RHD  Lenkstockhebel zur 1. VA / Pitman Arm to 1st FA (66) Achslast VA ab [kg] / Axle Load FA from [kg]:5300 (20) Achslast VA bis [kg] / Axle Load FA to [kg]:5300 (21) für Feuerwehrfahrzeuge / for fire brigade vehicles (120) für Fzg. mit zul. Gesamtgewicht [t] / for vehicles with permissible total weight [t]:12 (121) Baumuster / Type:976.053-054 (28)	
	1214, 1214 L 1215, 1215 L, 1216, 1216 L	01.98 - 10.04 10.04 -	RHD  Lenkstockhebel zur 1. VA / Pitman Arm to 1st FA (66) Radstand [mm] / Wheelbase [mm]:6020 (76) Radstand [mm] / Wheelbase [mm]:3560 (76) Radstand [mm] / Wheelbase [mm]:4160 (76) Radstand [mm] / Wheelbase [mm]:4760 (76) Radstand [mm] / Wheelbase [mm]:5360 (76) für Fzg. mit zul. Gesamtgewicht [t] / for vehicles with permissible total weight [t]:12 (121) Baumuster / Type:970.050/053/055/057-058 (28)	
	1214, 1214 L 1215, 1215 L, 1216, 1216 L	01.98 - 10.04 10.04 -	RHD  Lenkstockhebel zur 1. VA / Pitman Arm to 1st FA (66) 1.VA / 1st FA (15) Radstand [mm] / Wheelbase [mm]:3560 (76) Radstand [mm] / Wheelbase [mm]:4160 (76) Radstand [mm] / Wheelbase [mm]:4760 (76) Radstand [mm] / Wheelbase [mm]:5360 (76) für Fzg. mit zul. Gesamtgewicht [t] / for vehicles with permissible total weight [t]:12 (121) Baumuster / Type:970.253/255/257-258 (28)	
	1216, 1216 L, 12 t	10.04 -	RHD Lenkstockhebel zur 1. VA / Pitman Arm to 1st FA (66) Achslast [t] / Axle Load [t]:5,3 (23) für / for:LS4 (102) Baumuster / Type:970.057-058/053/055 (28)	



MERCEDES-BENZ

ATEGO 1214 - 1229 4x2








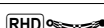
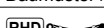
 <div style="border: 1px solid black; padding: 2px; display: inline-block;">1</div>	Lenkstange / Centre Rod Assembly Schubstange / Push Rod einseitig verstellbar / Adjustable on one side Länge [mm] / Length [mm]:875 Konusmaß [mm] / Cone Size [mm]:26 Konusmaß [mm] / Cone Size [mm]:30 Rohr-Ø [mm] / Pipe Ø [mm]:50 mit Zubehör / with accessories		(6) ▲ (85) (101) (69) (58) (58) (80) (140)	26022 01 972 460 07 05  
	1214, 1214 L 1215, 1215 L 1215, 1215 L, 1216, 1216 L 1217, 1217 L 1218, 1218 L, 12 t 1223, 1223 L, 12 t 1223, 1223 L, 1224, 1224 L 1226, 1226 L, 6374 ccm 1228, 1228 L 1228, 1228 L, 1229, 1229 L 1222, 1222 L	01.98 - 10.04 01.98 - 10.04 10.04 - 01.98 - 10.04 10.04 - 01.98 - 10.04 10.04 - 10.04 - 01.98 - 10.04 10.04 -	RHD Lenkstockhebel zur 1. VA / Pitman Arm to 1st FA Radstand [mm] / Wheelbase [mm]:4160 Radstand [mm] / Wheelbase [mm]:4760 Radstand [mm] / Wheelbase [mm]:5360 Antriebsachse / Drive Axle für Fzg. mit zul. Gesamtgewicht [t] / for vehicles with permissible total weight [t]:12 Baumuster / Type:970.255/257-258	(66) (76) (76) (76) (25) (121) (28)
			RHD Lenkstockhebel zur 1. VA / Pitman Arm to 1st FA Radstand [mm] / Wheelbase [mm]:4160 Radstand [mm] / Wheelbase [mm]:4760 Radstand [mm] / Wheelbase [mm]:5360 Antriebsachse / Drive Axle für Fzg. mit zul. Gesamtgewicht [t] / for vehicles with permissible total weight [t]:12 Baumuster / Type:970.255/257-258	(66) (76) (76) (76) (25) (121) (28)
 <div style="border: 1px solid black; padding: 2px; display: inline-block;">1</div>	Lenkstange / Centre Rod Assembly Schubstange / Push Rod einseitig verstellbar / Adjustable on one side Länge [mm] / Length [mm]:875 Konusmaß [mm] / Cone Size [mm]:30 Rohr-Ø [mm] / Pipe Ø [mm]:50 mit Zubehör / with accessories		(6) (85) (101) (69) (58) (80) (140)	26023 01 974 460 00 05  
	1214, 1214 L 1215, 1215 L 1215, 1215 L, 1216, 1216 L 1217, 1217 L 1218, 1218 L, 12 t 1222, 1222 L 1223, 1223 L, 12 t 1223, 1223 L, 1224, 1224 L 1226, 1226 L, 6374 ccm 1228, 1228 L 1228, 1228 L, 1229, 1229 L	01.98 - 10.04 01.98 - 10.04 10.04 - 01.98 - 10.04 10.04 - 01.98 - 10.04 10.04 - 10.04 - 01.98 - 10.04 10.04 - 01.98 - 10.04 10.04 -	LHD Lenkstockhebel zur 1. VA / Pitman Arm to 1st FA Radstand [mm] / Wheelbase [mm]:4160 Radstand [mm] / Wheelbase [mm]:4760 Radstand [mm] / Wheelbase [mm]:5360 für Fzg. mit zul. Gesamtgewicht [t] / for vehicles with permissible total weight [t]:12 Baumuster / Type:970.255/257-258	(66) (76) (76) (76) (121) (28)



MERCEDES-BENZ

ATEGO 1214 - 1229

4x2





1	Lenkstange / Centre Rod Assembly Schubstange / Push Rod einseitig verstellbar / Adjustable on one side Länge [mm] / Length [mm]:894 Konusmaß [mm] / Cone Size [mm]:30 Rohr-Ø [mm] / Pipe Ø [mm]:50 mit Zubehör / with accessories	(6)	26024 01 974 460 11 05  11505 03
1215, 1215 L 1215, 1215 L, 1216, 1216 L	01.98 - 10.04 10.04 -	(85) (101)	 Lenkstockhebel zur 1. VA / Pitman Arm to 1st FA (66) Radstand [mm] / Wheelbase [mm]:3560 (76) Radstand [mm] / Wheelbase [mm]:4160 (76) Radstand [mm] / Wheelbase [mm]:4760 (76) Radstand [mm] / Wheelbase [mm]:5360 (76) für Fzg. mit zul. Gesamtgewicht [t] / for vehicles with permissible total weight [t]:12 (121) Baumuster / Type:970.053/055/057-058 (28)
1215, 1215 L 1215, 1215 L, 1216, 1216 L	01.98 - 10.04 10.04 -	(85) (101)	 Lenkstockhebel zur 1. VA / Pitman Arm to 1st FA (66) Radstand [mm] / Wheelbase [mm]:3560 (76) Radstand [mm] / Wheelbase [mm]:4160 (76) Radstand [mm] / Wheelbase [mm]:4760 (76) Radstand [mm] / Wheelbase [mm]:5360 (76) für Fzg. mit zul. Gesamtgewicht [t] / for vehicles with permissible total weight [t]:12 (121) Baumuster / Type:970.253/255/257-258 (28)
1214 K 1215 K	01.98 - 10.04 01.98 - 10.04	(85) (101)	 Lenkstockhebel zur 1. VA / Pitman Arm to 1st FA (66) Achslast VA ab [kg] / Axle Load FA from [kg]:6100 (20) Achslast VA bis [kg] / Axle Load FA to [kg]:6100 (21) Baumuster / Type:972.052-053 (28)
1217, 1217 L 1218, 1218 L, 12 t 1222, 1222 L 1223, 1223 L, 12 t 1223, 1223 L, 1224, 1224 L 1226, 1226 L, 6374 ccm 1228, 1228 L, 1229, 1229 L	01.98 - 10.04 10.04 - 10.04 - 01.98 - 10.04 10.04 - 10.04 - 10.04 -	(85) (101)	 Lenkstockhebel zur 1. VA / Pitman Arm to 1st FA (66) Radstand [mm] / Wheelbase [mm]:3560 (76) Radstand [mm] / Wheelbase [mm]:4160 (76) Radstand [mm] / Wheelbase [mm]:4760 (76) Radstand [mm] / Wheelbase [mm]:5360 (76) für Fzg. mit zul. Gesamtgewicht [t] / for vehicles with permissible total weight [t]:12 (121) Baumuster / Type:970.253/255/257-258 (28)
1217, 1217 L 1218, 1218 L, 12 t 1222, 1222 L 1223, 1223 L, 12 t 1223, 1223 L, 1224, 1224 L 1226, 1226 L, 6374 ccm 1228, 1228 L, 1229, 1229 L	01.98 - 10.04 10.04 - 10.04 - 01.98 - 10.04 10.04 - 10.04 - 10.04 -	(85) (101)	 Lenkstockhebel zur 1. VA / Pitman Arm to 1st FA (66) Radstand [mm] / Wheelbase [mm]:6020 (76) Radstand [mm] / Wheelbase [mm]:3560 (76) Radstand [mm] / Wheelbase [mm]:4160 (76) Radstand [mm] / Wheelbase [mm]:4760 (76) Radstand [mm] / Wheelbase [mm]:5360 (76) für Fzg. mit zul. Gesamtgewicht [t] / for vehicles with permissible total weight [t]:12 (121) Baumuster / Type:970.050/053/055/057-058 (28)
1216 K, 12 t 1217 K 1218 K, 12 t 1222 K 1223 K, 12 t 1224 K, 12 t	10.04 - 01.98 - 10.04 10.04 - 10.04 - 01.98 - 09.04 10.04 -	(85) (101)	 Lenkstockhebel zur 1. VA / Pitman Arm to 1st FA (66) Achslast VA ab [kg] / Axle Load FA from [kg]:6100 (20) Achslast VA bis [kg] / Axle Load FA to [kg]:6100 (21) Radstand [mm] / Wheelbase [mm]:3260 (76) Radstand [mm] / Wheelbase [mm]:3560 (76) für Fzg. mit zul. Gesamtgewicht [t] / for vehicles with permissible total weight [t]:12 (121) Baumuster / Type:972.052-053 (28)
1217 KO	01.98 - 10.04	(85) (101)	 Lenkstockhebel zur 1. VA / Pitman Arm to 1st FA (66) Achslast VA ab [kg] / Axle Load FA from [kg]:6100 (20) Achslast VA bis [kg] / Axle Load FA to [kg]:6100 (21) Radstand [mm] / Wheelbase [mm]:3260 (76) für Fzg. mit zul. Gesamtgewicht [t] / for vehicles with permissible total weight [t]:12 (121) Baumuster / Type:975.052 (28)
1222 F 1225 F 1225 F 1226 F	10.04 - 01.98 - 10.04 10.04 -	(85) (101)	 Lenkstockhebel zur 1. VA / Pitman Arm to 1st FA (66) Achslast VA ab [kg] / Axle Load FA from [kg]:6100 (20) Achslast VA bis [kg] / Axle Load FA to [kg]:6100 (21) für Feuerwehrfahrzeuge / for fire brigade vehicles (120) für Fzg. mit zul. Gesamtgewicht [t] / for vehicles with permissible total weight [t]:12 (121) Baumuster / Type:976.053-054 (28)



MERCEDES-BENZ

ATEGO 1214 - 1229

4x2



 <div style="border: 1px solid black; padding: 2px; display: inline-block;">1</div>	Lenkstange / Centre Rod Assembly Schubstange / Push Rod einseitig verstellbar / Adjustable on one side Länge [mm] / Length [mm]:894 Konusmaß [mm] / Cone Size [mm]:30 Rohr-Ø [mm] / Pipe Ø [mm]:50 mit Zubehör / with accessories		(6) (85) (101) (69) (58) (80) (140)	26024 01 974 460 11 05  
	1214, 1214 L 1228, 1228 L	01.98 - 10.04 01.98 - 10.04	RHD Lenkstockhebel zur 1. VA / Pitman Arm to 1st FA (66) Radstand [mm] / Wheelbase [mm]:3560 (76) Radstand [mm] / Wheelbase [mm]:4160 (76) Radstand [mm] / Wheelbase [mm]:4760 (76) Radstand [mm] / Wheelbase [mm]:5360 (76) für Fzg. mit zul. Gesamtgewicht [t] / for vehicles with permissible total weight [t]:12 (121) Baumuster / Type:970.253/255/257-258 (28)	
	1214, 1214 L 1228, 1228 L	01.98 - 10.04 01.98 - 10.04	RHD  Lenkstockhebel zur 1. VA / Pitman Arm to 1st FA (66) Radstand [mm] / Wheelbase [mm]:3560 (76) Radstand [mm] / Wheelbase [mm]:4160 (76) für Fzg. mit zul. Gesamtgewicht [t] / for vehicles with permissible total weight [t]:12 (121) Baumuster / Type:970.053/055 (28)	
	1216, 1216 L, 12 t	10.04 -	RHD Lenkstockhebel zur 1. VA / Pitman Arm to 1st FA (66) Achslast [t] / Axle Load [t]:6, 1 (23) für / for:LS6 (102) Baumuster / Type:970.057-058/053/055 (28)	



MERCEDES-BENZ

ATEGO 1214 - 1229




4x2

 6	Spurstange / Rod Assembly Führungsstange / Guide Rod beidseitig verstellbar / Adjustable on both sides Länge [mm] / Length [mm]:1560 Konusmaß [mm] / Cone Size [mm]:30 Rohr-Ø [mm] / Pipe Ø [mm]:40 mit Zubehör / with accessories	(9) ▲ (46) (100) (69) (58) (80) (140)	23953 01 975 330 09 03 ▲ 11505 03 ▲ 11492 03 	
	1215, 1215 L	01.98 - 10.04	Achsausführung / Axle Version:730026 Baumuster / Type:375.101-102	(19) (28)
	1215, 1215 L	01.98 - 10.04	Achsausführung / Axle Version:730026 für Fzg. mit zul. Gesamtgewicht [t] / for vehicles with permissible total weight [t]:12 Baumuster / Type:970.053/055/057-058/253/255/257-258	(19) (121) (28)
	1214 K 1215 K	01.98 - 10.04 01.98 - 10.04	Achsausführung / Axle Version:730.026 für Fzg. mit zul. Gesamtgewicht [t] / for vehicles with permissible total weight [t]:12 Baumuster / Type:972.052	(19) (121) (28)
	1217, 1217 L 1223, 1223 L, 12 t	01.98 - 10.04 01.98 - 10.04	Achsausführung / Axle Version:730025 für Fzg. mit zul. Gesamtgewicht [t] / for vehicles with permissible total weight [t]:12 Baumuster / Type:970.050/059	(19) (121) (28)
	1217, 1217 L 1223, 1223 L, 12 t	01.98 - 10.04 01.98 - 10.04	Achsausführung / Axle Version:730026 für Fzg. mit zul. Gesamtgewicht [t] / for vehicles with permissible total weight [t]:12 Baumuster / Type:970.050/053/055/057-058/253/255/257-258	(19) (121) (28)
	1217 K 1222 K 1224 K, 12 t	01.98 - 10.04 10.04 - 10.04 -	Achsausführung / Axle Version:730026 für Fzg. mit zul. Gesamtgewicht [t] / for vehicles with permissible total weight [t]:12 Baumuster / Type:972.052-053	(19) (121) (28)
	1222 F 1225 F 1225 F 1226 F	10.04 - 01.98 - 10.04 10.04 -	Achsausführung / Axle Version:730.026 für Fzg. mit zul. Gesamtgewicht [t] / for vehicles with permissible total weight [t]:12 Baumuster / Type:976.053-054	(19) (121) (28)
	1215, 1215 L, 1216, 1216 L 1228, 1228 L	10.04 - 01.98 - 10.04	Achsausführung / Axle Version:730026 für Fzg. mit zul. Gesamtgewicht [t] / for vehicles with permissible total weight [t]:12 Baumuster / Type:970.053/055/057-058/253/255/257-258	(19) (121) (28)
	1218, 1218 L, 12 t 1226, 1226 L, 6374 ccm 1228, 1228 L, 1229, 1229 L	10.04 - 10.04 - 10.04 -	Achsausführung / Axle Version:730026 für Fzg. mit zul. Gesamtgewicht [t] / for vehicles with permissible total weight [t]:12 Baumuster / Type:970.050/053/055/057-059/253/255/257-258	(19) (121) (28)
	1222, 1222 L 1223, 1223 L, 1224, 1224 L	10.04 - 10.04 -	Achsausführung / Axle Version:730026 für Fzg. mit zul. Gesamtgewicht [t] / for vehicles with permissible total weight [t]:12 Baumuster / Type:970.050/053/055/057-058/253/255/257-258	(19) (121) (28)
	1214, 1214 L	01.98 - 10.04	Achsausführung / Axle Version:730026 für Fzg. mit zul. Gesamtgewicht [t] / for vehicles with permissible total weight [t]:12 Baumuster / Type:970.053/055/253/255/257-258	(19) (121) (28)
	1216 K, 12 t 1218 K, 12 t 1223 K, 12 t	10.04 - 10.04 - 01.98 - 09.04	Achsausführung / Axle Version:730026 für Fzg. mit zul. Gesamtgewicht [t] / for vehicles with permissible total weight [t]:12 Baumuster / Type:972.052	(19) (121) (28)
	1216, 1216 L, 12 t	10.04 -	Achsausführung / Axle Version:730.026/025 Achslast [t] / Axle Load [t]:5,3 Scheibenbremse / Disc Brake Baumuster / Type:970.057-058/053/055	(19) (23) (83) (28)



MERCEDES-BENZ

ATEGO 1214 - 1229 4x2


 6	Spurstange / Rod Assembly Führungsstange / Guide Rod beidseitig verstellbar / Adjustable on both sides Länge [mm] / Length [mm]:1640 Konusmaß [mm] / Cone Size [mm]:26 Rohr-Ø [mm] / Pipe Ø [mm]:40 mit Zubehör / with accessories	(9) (46) (100) (69) (58) (80) (140)	23977 01 970 330 02 03  11402 01 11403 01	
	1215, 1215 L, 1216, 1216 L	10.04 -	Achsausführung / Axle Version:730719 für Fzg. mit zul. Gesamtgewicht [t] / for vehicles with permissible total weight [t]:11,99 Baumuster / Type:970.283/285/287-288 Fahrgestellhöhe niedrig 868 mm / height of chassis low 868 mm	(19) (121) (28) (44)
	1218, 1218 L, 12 t 1222, 1222 L 1223, 1223 L, 1224, 1224 L	10.04 - 10.04 - 10.04 -	Achsausführung / Axle Version:730719 für Fzg. mit zul. Gesamtgewicht [t] / for vehicles with permissible total weight [t]:11,99 Baumuster / Type:970.083/085/088/283/285/287-288 Fahrgestellhöhe niedrig 868 mm / height of chassis low 868 mm	(19) (121) (28) (44)
	1216, 1216 L, 12 t	10.04 -	Achsausführung / Axle Version:730.719 Achslast [t] / Axle Load [t]:4,4 Baumuster / Type:970.083	(19) (23) (28)
	1216, 1216 L, 11,99 t 1216, 1216 L, 11,5 t 1218, 1218 L, 11,5 t 1218, 1218 L, 11,99 t 1221, 1221 L, 11,5 t 1221, 1221 L, 11,99 t 1223, 1223 L, 11,5 t 1223, 1223 L, 11,99 t 1224, 1224 L, 11,5 t 1227, 1227 L, 200 kW 1227, 1227 L, 175 kW 1230, 1230 L, 11,99 t 1230, 1230 L, 11,5 t	04.13 - 04.13 - 04.13 - 04.13 - 04.13 - 04.13 - 04.13 - 04.13 - 04.13 - 04.13 - 04.13 - 04.13 - 04.13 - 04.13 - 04.13 -	Achsausführung / Axle Version:730.022 Achslast [t] / Axle Load [t]:4,4 Baumuster / Type:967.008/028	(19) (23) (28)



MERCEDES-BENZ

ATEGO 1214 - 1229

4x2













6	Spurstange / Rod Assembly Führungsstange / Guide Rod beidseitig verstellbar / Adjustable on both sides Länge [mm] / Length [mm]:1605 Konusmaß [mm] / Cone Size [mm]:30 Rohr-Ø [mm] / Pipe Ø [mm]:40 mit Zubehör / with accessories	(9) (46) (100) (69) (58) (80) (140)	23996 01 975 330 02 03  ▲ 11505 03 ▲ 11492 03
1215, 1215 L	01.98 - 10.04	Achsausführung / Axle Version:730024, 730026 für Fzg. mit zul. Gesamtgewicht [t] / for vehicles with permissible total weight [t]:12 Baumuster / Type:970.053/055/057-058/253/255/257-258	(19) (121) (28)
1215, 1215 L	01.98 - 10.04	Achsausführung / Axle Version:730026 Baumuster / Type:375.101-102	(19) (28)
1214 K	01.98 - 10.04	Achsausführung / Axle Version:730.024, 730026	(19)
1215 K	01.98 - 10.04	Baumuster / Type:972.052	(28)
1215, 1215 L, 1216, 1216 L	10.04 -	Achsausführung / Axle Version:730024, 730026	(19)
1217, 1217 L	01.98 - 10.04	für Fzg. mit zul. Gesamtgewicht [t] / for vehicles with permissible total weight [t]:12 Baumuster / Type:970.053/055/057-058/253/255/257-258	(121) (28)
1217 K	01.98 - 10.04	Achsausführung / Axle Version:730024, 730026	(19)
1222 K	10.04 -	Baumuster / Type:972.052-053	(28)
1224 K, 12 t	10.04 -		
1217 KO	01.98 - 10.04	Achsausführung / Axle Version:730024 Baumuster / Type:975.052	(19) (28)
1223, 1223 L, 12 t	01.98 - 10.04	Achsausführung / Axle Version:730024, 730026	(19)
1228, 1228 L, 1229, 1229 L	10.04 -	für Fzg. mit zul. Gesamtgewicht [t] / for vehicles with permissible total weight [t]:12 Baumuster / Type:970.050/053/055/057-059/253/255/257-258	(121) (28)
1222 F	10.04 -	Achsausführung / Axle Version:730.024/026	(19)
1225 F	01.98 - 10.04	für Fzg. mit zul. Gesamtgewicht [t] / for vehicles with permissible total weight [t]:12	(121)
1225 F		Baumuster / Type:976.053-054	(28)
1226 F	10.04 -		
1228, 1228 L	01.98 - 10.04	Achsausführung / Axle Version:730024, 730026 für Fzg. mit zul. Gesamtgewicht [t] / for vehicles with permissible total weight [t]:12 Baumuster / Type:970.053/055/057-058/253/255/258	(19) (121) (28)
1218, 1218 L, 12 t	10.04 -	Achsausführung / Axle Version:730024, 730026	(19)
1222, 1222 L	10.04 -	für Fzg. mit zul. Gesamtgewicht [t] / for vehicles with permissible total weight [t]:12	(121)
1223, 1223 L, 1224, 1224 L	10.04 -		
1226, 1226 L, 6374 ccm	10.04 -	Baumuster / Type:970.050/053/055/057-059/253/255/258	(28)
1214, 1214 L	01.98 - 10.04	Achsausführung / Axle Version:730024, 730026 für Fzg. mit zul. Gesamtgewicht [t] / for vehicles with permissible total weight [t]:12 Baumuster / Type:970.053/055/253/255/257-258	(19) (121) (28)
1216 K, 12 t	10.04 -	Achsausführung / Axle Version:730024, 730026	(19)
1218 K, 12 t	10.04 -	Baumuster / Type:972.052	(28)
1223 K, 12 t	01.98 - 09.04		
1216, 1216 L, 12 t	10.04 -	Achsausführung / Axle Version:730.026/024 Achslast [t] / Axle Load [t]:5,3 Scheibenbremse / Disc Brake für / for:LKN-S Baumuster / Type:970.057-058/053/055	(19) (23) (83) (102) (28)
1216, 1216 L, 11,99 t	04.13 -	Achsausführung / Axle Version:730.076	(19)
1216, 1216 L, 11,5 t	04.13 -	Achslast [t] / Axle Load [t]:5,3	(23)
1218, 1218 L, 11,5 t	04.13 -	für / for:504310 02	(102)
1218, 1218 L, 11,99 t	04.13 -	Baumuster / Type:967.005/025	(28)
1221, 1221 L, 11,5 t	04.13 -		
1221, 1221 L, 11,99 t	04.13 -		
1223, 1223 L, 11,5 t	04.13 -		
1223, 1223 L, 11,99 t	04.13 -		
1224, 1224 L, 11,99 t	04.13 -		
1224, 1224 L, 11,5 t	04.13 -		
1227, 1227 L, 200 kW	04.13 -		
1227, 1227 L, 175 kW	04.13 -		
1230, 1230 L, 11,99 t	04.13 -		
1230, 1230 L, 11,5 t	04.13 -		
1216 K, 11,5 t	04.13 -	Achsausführung / Axle Version:730.076	(19)
1218 K, 11,5 t	04.13 -	Achslast [t] / Axle Load [t]:5,3	(23)
1221 K	04.13 -	für / for:504310 02	(102)
1223 K, 11,5 t	04.13 -	Baumuster / Type:967.205	(28)
1224 K, 11,5 t	04.13 -		
1227 K	04.13 -		
1230 K	04.13 -		
1223 F	04.13 -	Achsausführung / Axle Version:730.076	(19)
1227 F	04.13 -	Achslast [t] / Axle Load [t]:5,3	(23)
1230 F	04.13 -	für / for:504310 02 Baumuster / Type:967.605	(102) (28)



MERCEDES-BENZ

ATEGO 1214 - 1229

4x2



				23832 01	974 330 01 07	
 19	Lenker, Radaufhängung / Track Control Arm	(5)			© 22090 01	
	Querlenker / Control Arm nicht verstellbar / not adjustable Länge [mm] / Length [mm]:813 Lochabstand 1/Lochabstand 2 / Hole Pitch 1/ Hole Pitch 2:100/100 Bohrung-Ø 1 / Bohrung-Ø 2 [mm] / Bore Ø 1 / Bore Ø 2 [mm]:17/17 Rohr-Ø [mm] / Pipe Ø [mm]:48 Molekularlager / Molecular Bearing	(75) (146) (69) (67) (30) (80) (71)				
	1214, 1214 L 1215, 1215 L 1215, 1215 L, 1216, 1216 L 1217, 1217 L 1218, 1218 L, 12 t 1222, 1222 L 1223, 1223 L, 12 t 1223, 1223 L, 1224, 1224 L 1226, 1226 L, 6374 ccm 1228, 1228 L 1228, 1228 L, 1229, 1229 L	01.98 - 10.04 01.98 - 10.04 10.04 - 01.98 - 10.04 10.04 - 10.04 - 01.98 - 10.04 10.04 - 10.04 - 01.98 - 10.04 10.04 -	 	Radstand [mm] / Wheelbase [mm]:4160 Radstand [mm] / Wheelbase [mm]:4760 Radstand [mm] / Wheelbase [mm]:5360 Antriebsachse / Drive Axle für Fzg. mit zul. Gesamtgewicht [t] / for vehicles with permissible total weight [t]:12 Baumuster / Type:970.255/257-258	(76) (76) (76) (25) (121) (28)	
	1216, 1216 L, 11,99 t 1216, 1216 L, 11,5 t 1218, 1218 L, 11,5 t 1218, 1218 L, 11,99 t 1221, 1221 L, 11,5 t 1221, 1221 L, 11,99 t 1223, 1223 L, 11,5 t 1223, 1223 L, 11,99 t 1224, 1224 L, 11,5 t 1227, 1227 L, 200 kW 1227, 1227 L, 175 kW 1230, 1230 L, 11,99 t 1230, 1230 L, 11,5 t	04.13 - 04.13 - 04.13 - 04.13 - 04.13 - 04.13 - 04.13 - 04.13 - 04.13 - 04.13 - 04.13 - 04.13 - 04.13 -	 	Baumuster / Type:967.025	(28)	
 20	Lenker, Radaufhängung / Track Control Arm	(5)			33709 01	972 350 09 06
	Querlenker / Control Arm Länge [mm] / Length [mm]:655 Rohr-Ø [mm] / Pipe Ø [mm]:40 Bohrung-Ø 1 / Bohrung-Ø 2 [mm] / Bore Ø 1 / Bore Ø 2 [mm]:17/17 Lochabstand 1/Lochabstand 2 / Hole Pitch 1/ Hole Pitch 2:115/115 Molekularlager / Molecular Bearing	(75) (69) (80) (30) (67) (71)				
	1215, 1215 L, 1216, 1216 L 1218, 1218 L, 12 t 1222, 1222 L 1223, 1223 L, 1224, 1224 L	10.04 - 10.04 - 10.04 - 10.04 -	 	Radstand [mm] / Wheelbase [mm]:3620 Radstand [mm] / Wheelbase [mm]:4220 Radstand [mm] / Wheelbase [mm]:4820 Radstand [mm] / Wheelbase [mm]:5420 für Fzg. mit zul. Gesamtgewicht [t] / for vehicles with permissible total weight [t]:11,99 Baumuster / Type:970.283/285/287-288 Fahrgestellhöhe niedrig 868 mm / height of chassis low 868 mm	(76) (76) (76) (76) (121) (28) (44)	
	1216, 1216 L, 11,99 t 1216, 1216 L, 11,5 t 1218, 1218 L, 11,5 t 1218, 1218 L, 11,99 t 1221, 1221 L, 11,5 t 1221, 1221 L, 11,99 t 1223, 1223 L, 11,5 t 1223, 1223 L, 11,99 t 1224, 1224 L, 11,5 t 1227, 1227 L, 200 kW 1227, 1227 L, 175 kW 1230, 1230 L, 11,99 t 1230, 1230 L, 11,5 t	04.13 - 04.13 - 04.13 - 04.13 - 04.13 - 04.13 - 04.13 - 04.13 - 04.13 - 04.13 - 04.13 - 04.13 - 04.13 -	 	Antriebsachse / Drive Axle Baumuster / Type:967.028	(25) (28)	



MERCEDES-BENZ

ATEGO 1214 - 1229

4x2



8	Lenker, Radaufhängung / Track Control Arm Dreieckslenker (Nfz) / Wishbone (CV) Länge [mm] / Length [mm]:761,7 Rohr-Ø [mm] / Pipe Ø [mm]:46 Bohrung-Ø 1 / Bohrung-Ø 2 [mm] / Bore Ø 1 / Bore Ø 2 [mm]:23/23/25 Lochabstand 1/Lochabstand 2 / Hole Pitch 1/ Hole Pitch 2:130/130/152 Molekularlager / Molecular Bearing	(5) (38) (69) (80) (30) (67) (71)	29652 01 974 350 05 05 © 30586 01 © 23841 01 
	1214, 1214 L 01.98 - 10.04 1215, 1215 L 01.98 - 10.04 1215, 1215 L, 1216, 1216 L 10.04 - 1217, 1217 L 01.98 - 10.04 1218, 1218 L, 12 t 10.04 - 1222, 1222 L 10.04 - 1223, 1223 L, 12 t 01.98 - 10.04 1223, 1223 L, 1224, 1224 L 10.04 - 1226, 1226 L, 6374 com 10.04 - 1228, 1228 L 01.98 - 10.04 1228, 1228 L, 1229, 1229 L 10.04 -		Radstand [mm] / Wheelbase [mm]:3560 (76) Radstand [mm] / Wheelbase [mm]:4160 (76) Radstand [mm] / Wheelbase [mm]:4760 (76) Radstand [mm] / Wheelbase [mm]:5360 (76) für Fzg. mit zul. Gesamtgewicht [t] / for vehicles with permissible total weight [t]:12 (121) Baumuster / Type:970.253/255/257-258 (28)
	Spurstangenkopf / Tie Rod End Länge [mm] / Length [mm]:120 Gewindemaß / Thread Size:M30x1,5 mit Außengewinde / with external thread mit Rechtsgewinde / with right-hand thread Konusmaß [mm] / Cone Size [mm]:30 mit Zubehör / with accessories	(10) (69) (49) (131) (137) (58) (140)	11505 03 000 460 28 48  für Schubstange / for push rod (128) Lenkstockhebel zur 1. VA / Pitman Arm to 1st FA (66) für Links-/Rechtslenker / for left-/right-hand traffic (124) Baumuster / Type:967.005/008/025/028 (28)
	1216, 1216 L, 11,99 t 04.13 - 1216, 1216 L, 11,5 t 04.13 - 1218, 1218 L, 11,5 t 04.13 - 1218, 1218 L, 11,99 t 04.13 - 1221, 1221 L, 11,5 t 04.13 - 1221, 1221 L, 11,99 t 04.13 - 1223, 1223 L, 11,5 t 04.13 - 1223, 1223 L, 11,99 t 04.13 - 1224, 1224 L, 11,5 t 04.13 - 1227, 1227 L, 200 kW 04.13 - 1227, 1227 L, 175 kW 04.13 - 1230, 1230 L, 11,99 t 04.13 - 1230, 1230 L, 11,5 t 04.13 -		



MERCEDES-BENZ

ATEGO 1214 - 1229

4x2











<p>Kugelpopf, Schaltgestänge Ball Head, gearshift linkage Länge [mm] / Length [mm]:55 Konusmaß [mm] / Cone Size [mm]:10 Aussengewinde [mm] / Outer Thread [mm]:M14x1,5 mit Rechtsgewinde / with right-hand thread</p>	<p>(3) (69) (58) (27) (137)</p>	<p>19465 01 000 996 70 45</p> 
<p>1214 K 1214, 1214 L 1215 K 1215, 1215 L 1215, 1215 L, 1216, 1216 L 1216 K, 12 t 1217 K 1217 KO 1217, 1217 L 1218 K, 12 t 1218, 1218 L, 12 t 1222 F 1222 K 1222, 1222 L 1223 K, 12 t 1223, 1223 L, 12 t 1223, 1223 L, 1224, 1224 L 1224 K, 12 t 1225 F 1225 F 1226 F 1226, 1226 L, 6374 ccm 1228, 1228 L 1228, 1228 L, 1229, 1229 L</p>	<p>01.98 - 10.04 01.98 - 10.04 01.98 - 10.04 01.98 - 10.04 10.04 - 10.04 - 01.98 - 10.04 01.98 - 10.04 01.98 - 10.04 10.04 - 10.04 - 10.04 - 10.04 - 01.98 - 09.04 01.98 - 10.04 10.04 - 10.04 - 01.98 - 10.04 10.04 - 10.04 - 01.98 - 10.04 10.04 -</p>	
<p>Kugelpopf, Schaltgestänge Ball Head, gearshift linkage Länge [mm] / Length [mm]:55 Konusmaß [mm] / Cone Size [mm]:12 Aussengewinde [mm] / Outer Thread [mm]:M14x1,5 mit Rechtsgewinde / with right-hand thread</p>	<p>(3) (69) (58) (27) (137)</p>	<p>22721 01 000 268 59 89</p> 
<p>1214 K 1214, 1214 L 1215 K 1215, 1215 L 1215, 1215 L, 1216, 1216 L 1216 K, 12 t 1217 K 1217, 1217 L 1218 K, 12 t 1218, 1218 L, 12 t 1222 F 1222 K 1222, 1222 L 1223 K, 12 t 1223, 1223 L, 12 t 1223, 1223 L, 1224, 1224 L 1224 K, 12 t 1225 F 1225 F 1226 F 1226, 1226 L, 6374 ccm 1228, 1228 L 1228, 1228 L, 1229, 1229 L</p>	<p>01.98 - 10.04 01.98 - 10.04 01.98 - 10.04 01.98 - 10.04 10.04 - 10.04 - 01.98 - 10.04 01.98 - 10.04 10.04 - 10.04 - 10.04 - 10.04 - 01.98 - 09.04 01.98 - 10.04 10.04 - 10.04 - 01.98 - 10.04 10.04 - 10.04 - 01.98 - 10.04 10.04 -</p>	



MERCEDES-BENZ

ATEGO 1214 - 1229

4x4







 1	Lenkstange / Centre Rod Assembly Schubstange / Push Rod einseitig verstellbar / Adjustable on one side Länge [mm] / Length [mm]:895 Konusmaß [mm] / Cone Size [mm]:28,6 Konusmaß [mm] / Cone Size [mm]:30 Rohr-Ø [mm] / Pipe Ø [mm]:50 mit Zubehör / with accessories	(6) (85) (101) (69) (58) (58) (80) (140)	35806 01 976 460 04 05  ▲ 11505 03
	1222 AF 10.04 - 1225 AF 01.98 - 10.04 1226 AF 10.04 -	LHD Lenkstockhebel zur 1. VA / Pitman Arm to 1st FA für Feuerwehrfahrzeuge / for fire brigade vehicles für Fzg. mit zul. Gesamtgewicht [t] / for vehicles with permissible total weight [t]:12 Baumuster / Type:976.353-354	(66) (120) (121) (28)
 6	Spurstange / Rod Assembly Führungsstange / Guide Rod einseitig verstellbar / Adjustable on one side Länge [mm] / Length [mm]:1565 Konusmaß [mm] / Cone Size [mm]:30 Rohr-Ø [mm] / Pipe Ø [mm]:60 mit Zubehör / with accessories	(9) (46) (101) (69) (58) (80) (140)	23998 01 975 330 10 03  ▲ 11505 03
	1222 AF 10.04 - 1225 AF 01.98 - 10.04 1226 AF 10.04 -	Achsausführung / Axle Version:733.050 für Fzg. mit zul. Gesamtgewicht [t] / for vehicles with permissible total weight [t]:12 Baumuster / Type:976.353-354	(19) (121) (28)
	1223 AF 04.13 - 1227 AF 04.13 - 1230 AF 04.13 -	 Achsausführung / Axle Version:731.721 Achslast [t] / Axle Load [t]:6,0 Antriebsachse / Drive Axle Trommelbremse / Drum Brake Baumuster / Type:967.635	(19) (23) (25) (86) (28)
	Spurstangenkopf / Tie Rod End Länge [mm] / Length [mm]:120 Gewindemaß / Thread Size:M30x1,5 mit Außengewinde / with external thread mit Rechtsgewinde / with right-hand thread Konusmaß [mm] / Cone Size [mm]:30 mit Zubehör / with accessories	(10) (69) (49) (131) (137) (58) (140)	11505 03 000 460 28 48 
	1223 AF 04.13 - 1227 AF 04.13 - 1230 AF 04.13 -	 für Schubstange / for push rod Lenkstockhebel zur 1. VA / Pitman Arm to 1st FA für Links-/Rechtslenker / for left-/right-hand traffic Antriebsachse / Drive Axle Baumuster / Type:967.635	(128) (66) (124) (25) (28)
	Kugelkopf, Schaltgestänge Ball Head, gearshift linkage Länge [mm] / Length [mm]:55 Konusmaß [mm] / Cone Size [mm]:10 Aussengewinde [mm] / Outer Thread [mm]:M14x1,5 mit Rechtsgewinde / with right-hand thread	(3) (69) (58) (27) (137)	19465 01 000 996 70 45 
	1222 AF 10.04 - 1225 AF 01.98 - 10.04 1226 AF 10.04 -		
	Kugelkopf, Schaltgestänge Ball Head, gearshift linkage Länge [mm] / Length [mm]:55 Konusmaß [mm] / Cone Size [mm]:12 Aussengewinde [mm] / Outer Thread [mm]:M14x1,5 mit Rechtsgewinde / with right-hand thread	(3) (69) (58) (27) (137)	22721 01 000 268 59 89 
	1222 AF 10.04 - 1225 AF 01.98 - 10.04 1226 AF 10.04 -		



MERCEDES-BENZ

ATEGO 1315 - 1419

4x2






 1	Lenkstange / Centre Rod Assembly Schubstange / Push Rod einseitig verstellbar / Adjustable on one side Länge [mm] / Length [mm]:894 Rohr-Ø [mm] / Pipe Ø [mm]:50 Konusmaß [mm] / Cone Size [mm]:30 Konusmaß [mm] / Cone Size [mm]:26 mit Zubehör / with accessories	(6) (85) (101) (69) (80) (58) (58) (140)	25154 01 11505 03 	972 460 20 05
	1317, 1317 L	01.98 - 10.04	 Lenkstockhebel zur 1. VA / Pitman Arm to 1st FA (66) Radstand [mm] / Wheelbase [mm]:6260 (76) Radstand [mm] / Wheelbase [mm]:3560 (76) Radstand [mm] / Wheelbase [mm]:4160 (76) Radstand [mm] / Wheelbase [mm]:4760 (76) Radstand [mm] / Wheelbase [mm]:5360 (76) für Fzg. mit zul. Gesamtgewicht [t] / for vehicles with permissible total weight [t]:13,5 (121) Baumuster / Type:970.060/063/065/67/068 (28)	
	1317, 1317 L	01.98 - 10.04	Lenkstockhebel zur 1. VA / Pitman Arm to 1st FA (66) Radstand [mm] / Wheelbase [mm]:3560 (76) Radstand [mm] / Wheelbase [mm]:4160 (76) Radstand [mm] / Wheelbase [mm]:4760 (76) Radstand [mm] / Wheelbase [mm]:5360 (76) für Fzg. mit zul. Gesamtgewicht [t] / for vehicles with permissible total weight [t]:13,5 (121) Baumuster / Type:970.263/265/267-268 (28)	
	1317 KO, 1317 LKO, 1318 KO, 1318 LKO 1323 KO, 1323 LKO	01.98 - 10.04 01.98 - 10.04	 Lenkstockhebel zur 1. VA / Pitman Arm to 1st FA (66) Radstand [mm] / Wheelbase [mm]:3260 (76) für Fzg. mit zul. Gesamtgewicht [t] / for vehicles with permissible total weight [t]:13,5 (121) Baumuster / Type:975.062 (28)	
	1317 KO, 1317 LKO, 1318 KO, 1318 LKO 1323 KO, 1323 LKO	01.98 - 10.04 01.98 - 10.04	Lenkstockhebel zur 1. VA / Pitman Arm to 1st FA (66) Radstand [mm] / Wheelbase [mm]:3260 (76) für Fzg. mit zul. Gesamtgewicht [t] / for vehicles with permissible total weight [t]:13,5 (121) Baumuster / Type:975.262 (28)	
	1318, 1318 L, 4249 ccm 1323, 1323 L, 6374 ccm 1323, 1323 L, 1324, 1324 L 1328, 1328 L 1328, 1328 L, 1329, 1329 L	10.04 - 01.98 - 10.04 10.04 - 01.98 - 10.04 10.04 -	Lenkstockhebel zur 1. VA / Pitman Arm to 1st FA (66) Radstand [mm] / Wheelbase [mm]:3560 (76) Radstand [mm] / Wheelbase [mm]:4160 (76) Radstand [mm] / Wheelbase [mm]:4760 (76) Radstand [mm] / Wheelbase [mm]:5360 (76) für Fzg. mit zul. Gesamtgewicht [t] / for vehicles with permissible total weight [t]:13,5 (121) Baumuster / Type:970.263/265/267-268 (28)	
	1318, 1318 L, 4249 ccm 1323, 1323 L, 6374 ccm 1323, 1323 L, 1324, 1324 L 1328, 1328 L 1328, 1328 L, 1329, 1329 L	10.04 - 01.98 - 10.04 10.04 - 01.98 - 10.04 10.04 -	 Lenkstockhebel zur 1. VA / Pitman Arm to 1st FA (66) Radstand [mm] / Wheelbase [mm]:6260 (76) Radstand [mm] / Wheelbase [mm]:3560 (76) Radstand [mm] / Wheelbase [mm]:4160 (76) Radstand [mm] / Wheelbase [mm]:4760 (76) Radstand [mm] / Wheelbase [mm]:5360 (76) für Fzg. mit zul. Gesamtgewicht [t] / for vehicles with permissible total weight [t]:13,5 (121) Baumuster / Type:970.060/063/065/067-068 (28)	
	1322 LS 1323 LS, 6374 ccm 1323 LS, 1324 LS 1326 LS 1328 LS 1328 LS, 1329 LS	10.04 - 01.98 - 10.04 10.04 - 10.04 - 01.98 - 10.04 10.04 -	Lenkstockhebel zur 1. VA / Pitman Arm to 1st FA (66) Achslast VA ab [kg] / Axle Load FA from [kg]:5300 (20) Achslast VA bis [kg] / Axle Load FA to [kg]:5300 (21) Radstand [mm] / Wheelbase [mm]:3260 (76) Radstand [mm] / Wheelbase [mm]:3560 (76) für Fzg. mit zul. Gesamtgewicht [t] / for vehicles with permissible total weight [t]:13,5 (121) Baumuster / Type:974.262-263 (28)	
	1325 F 1328 F	01.98 - 10.04 01.98 - 10.04	 Lenkstockhebel zur 1. VA / Pitman Arm to 1st FA (66) Achslast VA ab [kg] / Axle Load FA from [kg]:5300 (20) Achslast VA bis [kg] / Axle Load FA to [kg]:5300 (21) Radstand [mm] / Wheelbase [mm]:3610 (76) Radstand [mm] / Wheelbase [mm]:3860 (76) Radstand [mm] / Wheelbase [mm]:4160 (76) für Feuerwehrfahrzeuge / for fire brigade vehicles (120) für Fzg. mit zul. Gesamtgewicht [t] / for vehicles with permissible total weight [t]:13,5 (121) Baumuster / Type:976.063-065 (28)	



MERCEDES-BENZ

ATEGO 1315 - 1419

4x2







 1	Lenkstange / Centre Rod Assembly Schubstange / Push Rod einseitig verstellbar / Adjustable on one side Länge [mm] / Length [mm]:894 Rohr-Ø [mm] / Pipe Ø [mm]:50 Konusmaß [mm] / Cone Size [mm]:30 Konusmaß [mm] / Cone Size [mm]:26 mit Zubehör / with accessories	(6) (85) (101) (69) (80) (58) (58) (140)	25154 01 972 460 20 05  11505 03 	
	1322, 1322 L	10.04 -	Lenkstockhebel zur 1. VA / Pitman Arm to 1st FA Radstand [mm] / Wheelbase [mm]:3560 Radstand [mm] / Wheelbase [mm]:4160 Radstand [mm] / Wheelbase [mm]:4760 Radstand [mm] / Wheelbase [mm]:5360 für Fzg. mit zul. Gesamtgewicht [t] / for vehicles with permissible total weight [t]:13,5 Baumuster / Type:970.263/265/267-268	(66) (76) (76) (76) (76) (121) (28)
	1322, 1322 L	10.04 -	 Lenkstockhebel zur 1. VA / Pitman Arm to 1st FA Radstand [mm] / Wheelbase [mm]:6260 Radstand [mm] / Wheelbase [mm]:3560 Radstand [mm] / Wheelbase [mm]:4160 Radstand [mm] / Wheelbase [mm]:4760 Radstand [mm] / Wheelbase [mm]:5360 für Fzg. mit zul. Gesamtgewicht [t] / for vehicles with permissible total weight [t]:13,5 Baumuster / Type:970.060/063/65/067-068	(66) (76) (76) (76) (76) (76) (121) (28)
	1326, 1326 L, 13,5 t	10.04 -	 Lenkstockhebel zur 1. VA / Pitman Arm to 1st FA Radstand [mm] / Wheelbase [mm]:3560 Radstand [mm] / Wheelbase [mm]:4160 Radstand [mm] / Wheelbase [mm]:4760 Radstand [mm] / Wheelbase [mm]:5360 für Fzg. mit zul. Gesamtgewicht [t] / for vehicles with permissible total weight [t]:13,5 Baumuster / Type:970.063/065/067-068	(66) (76) (76) (76) (76) (121) (28)
	1326, 1326 L, 13,5 t	10.04 -	Lenkstockhebel zur 1. VA / Pitman Arm to 1st FA Radstand [mm] / Wheelbase [mm]:3560 Radstand [mm] / Wheelbase [mm]:4160 Radstand [mm] / Wheelbase [mm]:4760 Radstand [mm] / Wheelbase [mm]:5360 für Fzg. mit zul. Gesamtgewicht [t] / for vehicles with permissible total weight [t]:13,5 Baumuster / Type:970.263/265/267-268	(66) (76) (76) (76) (76) (121) (28)
	1318 LKO 1322 LKO 1324 LKO, 6374 ccm	10.04 - 10.04 -	LHD Lenkstockhebel zur 1. VA / Pitman Arm to 1st FA Achslast [t] / Axle Load [t]:5,3 für / for:LS4 Baumuster / Type:975.262	(66) (23) (102) (28)



MERCEDES-BENZ

ATEGO 1315 - 1419

4x2










 1	<p>Lenkstange / Centre Rod Assembly Schubstange / Push Rod einseitig verstellbar / Adjustable on one side Länge [mm] / Length [mm]:894 Rohr-Ø [mm] / Pipe Ø [mm]:50 Konusmaß [mm] / Cone Size [mm]:30 mit Zubehör / with accessories</p>	(6) (85) (101) (69) (80) (58) (140)	<p>25821 01 974 460 12 05  ▲ 11505 03</p>
	1317, 1317 L 1318, 1318 L, 4249 ccm 1322, 1322 L	01.98 - 10.04 10.04 - 10.04 -	<p>LHD Lenkstockhebel zur 1. VA / Pitman Arm to 1st FA (66) Radstand [mm] / Wheelbase [mm]:3560 (76) Radstand [mm] / Wheelbase [mm]:4160 (76) Radstand [mm] / Wheelbase [mm]:4760 (76) Radstand [mm] / Wheelbase [mm]:5360 (76) für Fzg. mit zul. Gesamtgewicht [t] / for vehicles with permissible total weight [t]:13,5 (121) Baumuster / Type:970.263/265/267-268 (28)</p>
	1317, 1317 L 1318, 1318 L, 4249 ccm 1322, 1322 L	01.98 - 10.04 10.04 - 10.04 -	<p>LHD  Lenkstockhebel zur 1. VA / Pitman Arm to 1st FA (66) Radstand [mm] / Wheelbase [mm]:6260 (76) Radstand [mm] / Wheelbase [mm]:3560 (76) Radstand [mm] / Wheelbase [mm]:4160 (76) Radstand [mm] / Wheelbase [mm]:4760 (76) Radstand [mm] / Wheelbase [mm]:5360 (76) für Fzg. mit zul. Gesamtgewicht [t] / for vehicles with permissible total weight [t]:13,5 (121) Baumuster / Type:970.060/063/065/067-068 (28)</p>
	1317 K 1318 K, 4249 ccm 1322 K 1323 K, 6374 ccm 1324 K, 170-175 kW	01.98 - 10.04 10.04 - 10.04 - 01.98 - 09.04 10.04 -	<p>LHD  Lenkstockhebel zur 1. VA / Pitman Arm to 1st FA (66) Achslast VA ab [kg] / Axle Load FA from [kg]:6100 (20) Achslast VA bis [kg] / Axle Load FA to [kg]:6100 (21) Radstand [mm] / Wheelbase [mm]:3320 (76) für Fzg. mit zul. Gesamtgewicht [t] / for vehicles with permissible total weight [t]:8 (121) Baumuster / Type:972.062 (28)</p>
	1317 KO, 1317 LKO, 1318 KO, 1318 LKO 1323 KO, 1323 LKO	01.98 - 10.04 01.98 - 10.04	<p>LHD  Lenkstockhebel zur 1. VA / Pitman Arm to 1st FA (66) Radstand [mm] / Wheelbase [mm]:3260 (76) für Fzg. mit zul. Gesamtgewicht [t] / for vehicles with permissible total weight [t]:13,5 (121) Baumuster / Type:975.062 (28)</p>
	1317 KO, 1317 LKO, 1318 KO, 1318 LKO 1323 KO, 1323 LKO	01.98 - 10.04 01.98 - 10.04	<p>LHD Lenkstockhebel zur 1. VA / Pitman Arm to 1st FA (66) Radstand [mm] / Wheelbase [mm]:3260 (76) für Fzg. mit zul. Gesamtgewicht [t] / for vehicles with permissible total weight [t]:13,5 (121) Baumuster / Type:975.262 (28)</p>
	1323, 1323 L, 6374 ccm 1323, 1323 L, 1324, 1324 L 1326, 1326 L, 13,5 t 1328, 1328 L 1328, 1328 L, 1329, 1329 L	01.98 - 10.04 10.04 - 10.04 - 01.98 - 10.04 10.04 -	<p>LHD  Lenkstockhebel zur 1. VA / Pitman Arm to 1st FA (66) Radstand [mm] / Wheelbase [mm]:3560 (76) Radstand [mm] / Wheelbase [mm]:4160 (76) Radstand [mm] / Wheelbase [mm]:4760 (76) Radstand [mm] / Wheelbase [mm]:5360 (76) für Fzg. mit zul. Gesamtgewicht [t] / for vehicles with permissible total weight [t]:13,5 (121) Baumuster / Type:970.063/065/067-068 (28)</p>
	1323, 1323 L, 6374 ccm 1323, 1323 L, 1324, 1324 L 1326, 1326 L, 13,5 t 1328, 1328 L 1328, 1328 L, 1329, 1329 L	01.98 - 10.04 10.04 - 10.04 - 01.98 - 10.04 10.04 -	<p>LHD Lenkstockhebel zur 1. VA / Pitman Arm to 1st FA (66) Radstand [mm] / Wheelbase [mm]:4160 (76) Radstand [mm] / Wheelbase [mm]:4760 (76) Radstand [mm] / Wheelbase [mm]:5360 (76) für Fzg. mit zul. Gesamtgewicht [t] / for vehicles with permissible total weight [t]:13,5 (121) Baumuster / Type:970.265/267-268 (28)</p>
	1322 LS 1323 LS, 6374 ccm 1323 LS, 1324 LS 1326 LS 1328 LS 1328 LS, 1329 LS	10.04 - 01.98 - 10.04 10.04 - 10.04 - 01.98 - 10.04 10.04 -	<p>LHD Lenkstockhebel zur 1. VA / Pitman Arm to 1st FA (66) Achslast VA ab [kg] / Axle Load FA from [kg]:6100 (20) Achslast VA bis [kg] / Axle Load FA to [kg]:6100 (21) Radstand [mm] / Wheelbase [mm]:3260 (76) Radstand [mm] / Wheelbase [mm]:3560 (76) für Fzg. mit zul. Gesamtgewicht [t] / for vehicles with permissible total weight [t]:13,5 (121) Baumuster / Type:974.262-263 (28)</p>



MERCEDES-BENZ

ATEGO 1315 - 1419

4x2







1	Lenkstange / Centre Rod Assembly Schubstange / Push Rod einseitig verstellbar / Adjustable on one side Länge [mm] / Length [mm]:894 Konusmaß [mm] / Cone Size [mm]:26 Konusmaß [mm] / Cone Size [mm]:30 Rohr-Ø [mm] / Pipe Ø [mm]:50 mit Zubehör / with accessories	(6) (85) (101) (69) (58) (58) (80) (140)	26021 01 003 460 60 05  11505 03
	1317, 1317 L 1318, 1318 L, 4249 ccm 1322, 1322 L 1323, 1323 L, 6374 ccm 1323, 1323 L, 1324, 1324 L 1326, 1326 L, 13,5 t 1328, 1328 L 1328, 1328 L, 1329, 1329 L	01.98 - 10.04 10.04 - 10.04 - 01.98 - 10.04 10.04 - 10.04 - 01.98 - 10.04 10.04 -	RHD  Lenkstockhebel zur 1. VA / Pitman Arm to 1st FA (66) 1.VA / 1st FA (15) Radstand [mm] / Wheelbase [mm]:3560 (76) Radstand [mm] / Wheelbase [mm]:4160 (76) Radstand [mm] / Wheelbase [mm]:4760 (76) Radstand [mm] / Wheelbase [mm]:5360 (76) für Fzg. mit zul. Gesamtgewicht [t] / for vehicles with permissible total weight [t]:13,5 (121) Baumuster / Type:970.263/265/267-268 (28)
	1317, 1317 L 1318, 1318 L, 4249 ccm 1322, 1322 L 1323, 1323 L, 6374 ccm 1323, 1323 L, 1324, 1324 L 1326, 1326 L, 13,5 t 1328, 1328 L 1328, 1328 L, 1329, 1329 L	01.98 - 10.04 10.04 - 10.04 - 01.98 - 10.04 10.04 - 10.04 - 01.98 - 10.04 10.04 -	RHD  Lenkstockhebel zur 1. VA / Pitman Arm to 1st FA (66) Radstand [mm] / Wheelbase [mm]:6260 (76) Radstand [mm] / Wheelbase [mm]:3560 (76) Radstand [mm] / Wheelbase [mm]:4160 (76) Radstand [mm] / Wheelbase [mm]:4760 (76) Radstand [mm] / Wheelbase [mm]:5360 (76) für Fzg. mit zul. Gesamtgewicht [t] / for vehicles with permissible total weight [t]:13,5 (121) Baumuster / Type:970.060/063/065/067-068 (28)
	1317 K 1318 K, 4249 ccm 1322 K 1323 K, 6374 ccm 1324 K, 170-175 kW	01.98 - 10.04 10.04 - 10.04 - 01.98 - 09.04 10.04 -	RHD  Lenkstockhebel zur 1. VA / Pitman Arm to 1st FA (66) Achslast VA ab [kg] / Axle Load FA from [kg]:5300 (20) Achslast VA bis [kg] / Axle Load FA to [kg]:5300 (21) Radstand [mm] / Wheelbase [mm]:3320 (76) für Fzg. mit zul. Gesamtgewicht [t] / for vehicles with permissible total weight [t]:8 (121) Baumuster / Type:972.062 (28)
	1317 KO, 1317 LKO, 1318 KO, 1318 LKO 1323 KO, 1323 LKO	01.98 - 10.04 01.98 - 10.04	RHD  Lenkstockhebel zur 1. VA / Pitman Arm to 1st FA (66) Radstand [mm] / Wheelbase [mm]:3260 (76) für Fzg. mit zul. Gesamtgewicht [t] / for vehicles with permissible total weight [t]:13,5 (121) Baumuster / Type:975.062 (28)
	1317 KO, 1317 LKO, 1318 KO, 1318 LKO 1323 KO, 1323 LKO	01.98 - 10.04 01.98 - 10.04	RHD  Lenkstockhebel zur 1. VA / Pitman Arm to 1st FA (66) 1.VA / 1st FA (15) Radstand [mm] / Wheelbase [mm]:3260 (76) für Fzg. mit zul. Gesamtgewicht [t] / for vehicles with permissible total weight [t]:13,5 (121) Baumuster / Type:975.262 (28)
	1322 LS 1323 LS, 6374 ccm 1323 LS, 1324 LS 1326 LS 1328 LS 1328 LS, 1329 LS	10.04 - 01.98 - 10.04 10.04 - 10.04 - 01.98 - 10.04 10.04 -	RHD  Lenkstockhebel zur 1. VA / Pitman Arm to 1st FA (66) Achslast VA ab [kg] / Axle Load FA from [kg]:5300 (20) Achslast VA bis [kg] / Axle Load FA to [kg]:5300 (21) 1.VA / 1st FA (15) Radstand [mm] / Wheelbase [mm]:3260 (76) Radstand [mm] / Wheelbase [mm]:3560 (76) für Fzg. mit zul. Gesamtgewicht [t] / for vehicles with permissible total weight [t]:13,5 (121) Baumuster / Type:974.262-263 (28)
	1325 F 1328 F	01.98 - 10.04 01.98 - 10.04	RHD  Lenkstockhebel zur 1. VA / Pitman Arm to 1st FA (66) Achslast VA ab [kg] / Axle Load FA from [kg]:5300 (20) Achslast VA bis [kg] / Axle Load FA to [kg]:5300 (21) Radstand [mm] / Wheelbase [mm]:3610 (76) Radstand [mm] / Wheelbase [mm]:3860 (76) Radstand [mm] / Wheelbase [mm]:4160 (76) für Feuerwehrfahrzeuge / for fire brigade vehicles (120) für Fzg. mit zul. Gesamtgewicht [t] / for vehicles with permissible total weight [t]:13,5 (121) Baumuster / Type:976.063-065 (28)
	1318 LKO 1322 LKO 1324 LKO, 6374 ccm	10.04 - 10.04 -	RHD  Lenkstockhebel zur 1. VA / Pitman Arm to 1st FA (66) Achslast [t] / Axle Load [t]:5,3 (23) für / for:LS4 (102) Baumuster / Type:975.262 (28)



MERCEDES-BENZ

ATEGO 1315 - 1419

4x2








 <div style="border: 1px solid black; padding: 2px; display: inline-block;">1</div>	<p>Lenkstange / Centre Rod Assembly</p> <p>Schubstange / Push Rod einseitig verstellbar / Adjustable on one side Länge [mm] / Length [mm]:875 Konusmaß [mm] / Cone Size [mm]:26 Konusmaß [mm] / Cone Size [mm]:30 Rohr-Ø [mm] / Pipe Ø [mm]:50 mit Zubehör / with accessories</p>	(6) (85) (101) (69) (58) (58) (80) (140)	▲	<p>26022 01 972 460 07 05</p> <p>▲ 11505 03</p> 
	1317, 1317 L 01.98 - 10.04 1318, 1318 L, 4249 ccm 10.04 - 1322, 1322 L 10.04 - 1323, 1323 L, 6374 ccm 01.98 - 10.04 1323, 1323 L, 1324, 1324 L 10.04 - 1326, 1326 L, 13,5 t 10.04 - 1328, 1328 L 01.98 - 10.04 1328, 1328 L, 1329, 1329 L 10.04 -	RHD 	Lenkstockhebel zur 1. VA / Pitman Arm to 1st FA (66) Radstand [mm] / Wheelbase [mm]:4160 (76) Radstand [mm] / Wheelbase [mm]:4760 (76) Radstand [mm] / Wheelbase [mm]:5360 (76) Antriebsachse / Drive Axle (25) für Fzg. mit zul. Gesamtgewicht [t] / for vehicles with permissible total weight [t]:13,5 (121) Baumuster / Type:970.265/267-268 (28)	
 <div style="border: 1px solid black; padding: 2px; display: inline-block;">1</div>	<p>Lenkstange / Centre Rod Assembly</p> <p>Schubstange / Push Rod einseitig verstellbar / Adjustable on one side Länge [mm] / Length [mm]:875 Konusmaß [mm] / Cone Size [mm]:30 Rohr-Ø [mm] / Pipe Ø [mm]:50 mit Zubehör / with accessories</p>	(6) (85) (101) (69) (58) (80) (140)		<p>26023 01 974 460 00 05</p> <p>▲ 11505 03</p> 
	1317, 1317 L 01.98 - 10.04 1318, 1318 L, 4249 ccm 10.04 - 1322, 1322 L 10.04 - 1323, 1323 L, 6374 ccm 01.98 - 10.04 1323, 1323 L, 1324, 1324 L 10.04 - 1326, 1326 L, 13,5 t 10.04 - 1328, 1328 L 01.98 - 10.04 1328, 1328 L, 1329, 1329 L 10.04 -	LHD 	Lenkstockhebel zur 1. VA / Pitman Arm to 1st FA (66) Radstand [mm] / Wheelbase [mm]:4160 (76) Radstand [mm] / Wheelbase [mm]:4760 (76) Radstand [mm] / Wheelbase [mm]:5360 (76) für Fzg. mit zul. Gesamtgewicht [t] / for vehicles with permissible total weight [t]:13,5 (121) Baumuster / Type:970.265/267-268 (28)	



MERCEDES-BENZ







ATEGO 1315 - 1419

4x2

 1	<p>Lenkstange / Centre Rod Assembly Schubstange / Push Rod einseitig verstellbar / Adjustable on one side Länge [mm] / Length [mm]:894 Konusmaß [mm] / Cone Size [mm]:30 Rohr-Ø [mm] / Pipe Ø [mm]:50 mit Zubehör / with accessories</p>	(6) (85) (101) (69) (58) (80) (140)	<p>26024 01 974 460 11 05  11505 03 </p>
	1317, 1317 L 1318, 1318 L, 4249 ccm 1322, 1322 L	01.98 - 10.04 10.04 - 10.04 -	<p>RHD </p> Lenkstockhebel zur 1. VA / Pitman Arm to 1st FA (66) Radstand [mm] / Wheelbase [mm]:6260 (76) Radstand [mm] / Wheelbase [mm]:3560 (76) Radstand [mm] / Wheelbase [mm]:4160 (76) Radstand [mm] / Wheelbase [mm]:4760 (76) Radstand [mm] / Wheelbase [mm]:5360 (76) für Fzg. mit zul. Gesamtgewicht [t] / for vehicles with permissible total weight [t]:13,5 (121) Baumuster / Type:970.060/063/065/067-068 (28)
	1317, 1317 L 1318, 1318 L, 4249 ccm 1322, 1322 L	01.98 - 10.04 10.04 - 10.04 -	<p>RHD</p> Lenkstockhebel zur 1. VA / Pitman Arm to 1st FA (66) Radstand [mm] / Wheelbase [mm]:3560 (76) Radstand [mm] / Wheelbase [mm]:4160 (76) Radstand [mm] / Wheelbase [mm]:4760 (76) Radstand [mm] / Wheelbase [mm]:5360 (76) für Fzg. mit zul. Gesamtgewicht [t] / for vehicles with permissible total weight [t]:13,5 (121) Baumuster / Type:970.263/265/267-268 (28)
	1317 K 1318 K, 4249 ccm 1322 K 1323 K, 6374 ccm 1324 K, 170-175 kW	01.98 - 10.04 10.04 - 10.04 - 01.98 - 09.04 10.04 -	<p>RHD </p> Lenkstockhebel zur 1. VA / Pitman Arm to 1st FA (66) Achslast VA ab [kg] / Axle Load FA from [kg]:6100 (20) Achslast VA bis [kg] / Axle Load FA to [kg]:6100 (21) Radstand [mm] / Wheelbase [mm]:3320 (76) für Fzg. mit zul. Gesamtgewicht [t] / for vehicles with permissible total weight [t]:8 (121) Baumuster / Type:972.062 (28)
	1317 KO, 1317 LKO, 1318 KO, 1318 LKO 1323 KO, 1323 LKO	01.98 - 10.04 01.98 - 10.04	<p>RHD </p> Lenkstockhebel zur 1. VA / Pitman Arm to 1st FA (66) Radstand [mm] / Wheelbase [mm]:3260 (76) für Fzg. mit zul. Gesamtgewicht [t] / for vehicles with permissible total weight [t]:13,5 (121) Baumuster / Type:975.062 (28)
	1317 KO, 1317 LKO, 1318 KO, 1318 LKO 1323 KO, 1323 LKO	01.98 - 10.04 01.98 - 10.04	<p>RHD</p> Lenkstockhebel zur 1. VA / Pitman Arm to 1st FA (66) Radstand [mm] / Wheelbase [mm]:3260 (76) für Fzg. mit zul. Gesamtgewicht [t] / for vehicles with permissible total weight [t]:13,5 (121) Baumuster / Type:975.262 (28)
	1323, 1323 L, 6374 ccm 1323, 1323 L, 1324, 1324 L 1326, 1326 L, 13,5 t 1328, 1328 L 1328, 1328 L, 1329, 1329 L	01.98 - 10.04 10.04 - 10.04 - 01.98 - 10.04 10.04 -	<p>RHD </p> Lenkstockhebel zur 1. VA / Pitman Arm to 1st FA (66) Radstand [mm] / Wheelbase [mm]:3560 (76) Radstand [mm] / Wheelbase [mm]:4160 (76) Radstand [mm] / Wheelbase [mm]:4760 (76) Radstand [mm] / Wheelbase [mm]:5360 (76) für Fzg. mit zul. Gesamtgewicht [t] / for vehicles with permissible total weight [t]:13,5 (121) Baumuster / Type:970.063/065/067-068 (28)
	1323, 1323 L, 6374 ccm 1323, 1323 L, 1324, 1324 L 1326, 1326 L, 13,5 t 1328, 1328 L 1328, 1328 L, 1329, 1329 L	01.98 - 10.04 10.04 - 10.04 - 01.98 - 10.04 10.04 -	<p>RHD</p> Lenkstockhebel zur 1. VA / Pitman Arm to 1st FA (66) Radstand [mm] / Wheelbase [mm]:3560 (76) Radstand [mm] / Wheelbase [mm]:4160 (76) Radstand [mm] / Wheelbase [mm]:4760 (76) Radstand [mm] / Wheelbase [mm]:5360 (76) für Fzg. mit zul. Gesamtgewicht [t] / for vehicles with permissible total weight [t]:13,5 (121) Baumuster / Type:970.263/265/267-268 (28)
	1322 LS 1323 LS, 6374 ccm 1323 LS, 1324 LS 1326 LS 1328 LS 1328 LS, 1329 LS	10.04 - 01.98 - 10.04 10.04 - 10.04 - 01.98 - 10.04 10.04 -	<p>RHD</p> Lenkstockhebel zur 1. VA / Pitman Arm to 1st FA (66) Achslast VA ab [kg] / Axle Load FA from [kg]:6100 (20) Achslast VA bis [kg] / Axle Load FA to [kg]:6100 (21) Radstand [mm] / Wheelbase [mm]:3260 (76) Radstand [mm] / Wheelbase [mm]:3560 (76) für Fzg. mit zul. Gesamtgewicht [t] / for vehicles with permissible total weight [t]:13,5 (121) Baumuster / Type:974.262-263 (28)

MERCEDES-BENZ

ATEGO 1315 - 1419 4x2






 1	Lenkstange / Centre Rod Assembly Schubstange / Push Rod einseitig verstellbar / Adjustable on one side Länge [mm] / Length [mm]:894 Konusmaß [mm] / Cone Size [mm]:30 Rohr-Ø [mm] / Pipe Ø [mm]:50 mit Zubehör / with accessories	(6) (85) (101) (69) (58) (80) (140)	26024 01 974 460 11 05  ▲ 11505 03
	1325 F 01.98 - 10.04 1328 F 01.98 - 10.04		 Lenkstockhebel zur 1. VA / Pitman Arm to 1st FA (66) Achslast VA ab [kg] / Axle Load FA from [kg]:6100 (20) Achslast VA bis [kg] / Axle Load FA to [kg]:6100 (21) Radstand [mm] / Wheelbase [mm]:3610 (76) Radstand [mm] / Wheelbase [mm]:3860 (76) Radstand [mm] / Wheelbase [mm]:4160 (76) für Feuerwehrfahrzeuge / for fire brigade vehicles (120) für Fzg. mit zul. Gesamtgewicht [t] / for vehicles with permissible total weight [t]:13,5 (121) Baumuster / Type:976.063-065 (28)
	1318 LKO 10.04 - 1322 LKO 10.04 - 1324 LKO, 6374 ccm 10.04 -		 Lenkstockhebel zur 1. VA / Pitman Arm to 1st FA (66) Achslast [t] / Axle Load [t]:6, 1 (23) für / for:LS6 (102) Baumuster / Type:975.262 (28)
 6	Spurstange / Rod Assembly Führungsstange / Guide Rod beidseitig verstellbar / Adjustable on both sides Länge [mm] / Length [mm]:1560 Konusmaß [mm] / Cone Size [mm]:30 Rohr-Ø [mm] / Pipe Ø [mm]:40 mit Zubehör / with accessories	(9) (46) (100) (69) (58) (80) (140)	23953 01 975 330 09 03  ▲ 11505 03 ▲ 11492 03
	1317, 1317 L 01.98 - 10.04 1318, 1318 L, 4249 ccm 10.04 - 1322, 1322 L 10.04 -		Achsausführung / Axle Version:730026 (19) für Fzg. mit zul. Gesamtgewicht [t] / for vehicles with permissible total weight [t]:13,5 (121) Baumuster / Type:970.060/063/065/067-068/263/265/267-268 (28)
	1317 K 01.98 - 10.04 1318 K, 4249 ccm 10.04 - 1322 K 10.04 -		Achsausführung / Axle Version:730026 (19) für Fzg. mit zul. Gesamtgewicht [t] / for vehicles with permissible total weight [t]:13,5 (121) Baumuster / Type:972.062 (28)
	1317 KO, 1317 LKO, 1318 KO, 1318 LKO 01.98 - 10.04 1323 KO, 1323 LKO 01.98 - 10.04		Achsausführung / Axle Version:730026 (19) für Fzg. mit zul. Gesamtgewicht [t] / for vehicles with permissible total weight [t]:13,5 (121) Baumuster / Type:975.262 (28)
	1323, 1323 L, 6374 ccm 01.98 - 10.04 1323, 1323 L, 1324, 1324 L 10.04 - 1326, 1326 L, 13,5 t 10.04 - 1328, 1328 L 01.98 - 10.04 1328, 1328 L, 1329, 1329 L 10.04 -		Achsausführung / Axle Version:730026 (19) für Fzg. mit zul. Gesamtgewicht [t] / for vehicles with permissible total weight [t]:13,5 (121) Baumuster / Type:970.063/065/067-068/263/265/267-268 (28)
	1322 LS 10.04 - 1323 LS, 6374 ccm 01.98 - 10.04 1323 LS, 1324 LS 10.04 - 1326 LS 10.04 - 1328 LS 01.98 - 10.04 1328 LS, 1329 LS 10.04 -		Achsausführung / Axle Version:730026 (19) für Fzg. mit zul. Gesamtgewicht [t] / for vehicles with permissible total weight [t]:13,5 (121) Baumuster / Type:974.262-263 (28)
	1325 F 01.98 - 10.04		Achsausführung / Axle Version:730026 (19) für Fzg. mit zul. Gesamtgewicht [t] / for vehicles with permissible total weight [t]:13,5 (121) Baumuster / Type:976.063-065 (28)
	1328 F 01.98 - 10.04		Achsausführung / Axle Version:730026 (19) für Fzg. mit zul. Gesamtgewicht [t] / for vehicles with permissible total weight [t]:13,5 (121) Baumuster / Type:976.063 (28)
	1323 K, 6374 ccm 01.98 - 09.04 1324 K, 170-175 kW 10.04 -		Achsausführung / Axle Version:730.026 (19) für Fzg. mit zul. Gesamtgewicht [t] / for vehicles with permissible total weight [t]:13,5 (121) Baumuster / Type:972.062 (28)
	1318 LKO 10.04 - 1322 LKO 10.04 - 1324 LKO, 6374 ccm 10.04 -		Achsausführung / Axle Version:730.026 (19) Baumuster / Type:975.262 (28)



MERCEDES-BENZ

ATEGO 1315 - 1419

4x2










 6	Spurstange / Rod Assembly Führungsstange / Guide Rod beidseitig verstellbar / Adjustable on both sides Länge [mm] / Length [mm]:1605 Konusmaß [mm] / Cone Size [mm]:30 Rohr-Ø [mm] / Pipe Ø [mm]:40 mit Zubehör / with accessories	(9) (46) (100) (69) (58) (80) (140)	23996 01 975 330 02 03  ▲ 11505 03 ▲ 11492 03	
	1317, 1317 L 1318, 1318 L, 4249 ccm 1322, 1322 L 1323, 1323 L, 6374 ccm 1323, 1323 L, 1324, 1324 L 1326, 1326 L, 13,5 t 1328, 1328 L 1328, 1328 L, 1329, 1329 L	01.98 - 10.04 10.04 - 10.04 - 01.98 - 10.04 10.04 - 10.04 - 01.98 - 10.04 10.04 -	Achsausführung / Axle Version:730024, 730026 für Fzg. mit zul. Gesamtgewicht [t] / for vehicles with permissible total weight [t]:13,5 Baumuster / Type:970.060/063/065/067-068/263/265/267-268	(19) (121) (28)
	1317 K 1318 K, 4249 ccm 1322 K	01.98 - 10.04 10.04 - 10.04 -	Achsausführung / Axle Version:730024, 730026 Baumuster / Type:972.062	(19) (28)
	1317 KO, 1317 LKO, 1318 KO, 1318 LKO 1323 KO, 1323 LKO	01.98 - 10.04 01.98 - 10.04	Achsausführung / Axle Version:730026 für Fzg. mit zul. Gesamtgewicht [t] / for vehicles with permissible total weight [t]:13,5 Baumuster / Type:975.262	(19) (121) (28)
	1322 LS 1323 LS, 6374 ccm 1323 LS, 1324 LS 1326 LS 1328 LS 1328 LS, 1329 LS	10.04 - 01.98 - 10.04 10.04 - 10.04 - 01.98 - 10.04 10.04 -	Achsausführung / Axle Version:730024, 730026 Baumuster / Type:974.262-263	(19) (28)
	1325 F	01.98 - 10.04	Achsausführung / Axle Version:730024, 730026, 730028 für Fzg. mit zul. Gesamtgewicht [t] / for vehicles with permissible total weight [t]:13,5 Baumuster / Type:976.063-065	(19) (121) (28)
	1328 F	01.98 - 10.04	Achsausführung / Axle Version:730024, 730026, 730028 für Fzg. mit zul. Gesamtgewicht [t] / for vehicles with permissible total weight [t]:13,5 Baumuster / Type:976.063	(19) (121) (28)
	1323 K, 6374 ccm 1324 K, 170-175 kW	01.98 - 09.04 10.04 -	Achsausführung / Axle Version:730.024/026 Baumuster / Type:972.062	(19) (28)
	1318 LKO 1322 LKO 1324 LKO, 6374 ccm	10.04 - 10.04 -	Achsausführung / Axle Version:730.024/026 für / for:LKN-S Baumuster / Type:975.262	(19) (102) (28)
	1318, 1318 L, 5132 ccm 1321, 1321 L 1323, 1323 L, 5132 ccm 1324, 1324 L, 13,5 t 1327, 1327 L 1330, 1330 L	04.13 - 04.13 - 04.13 - 04.13 - 04.13 - 04.13 -	Achsausführung / Axle Version:730.076 Achslast [t] / Axle Load [t]:5,3 für / for:504310 02 Baumuster / Type:967.006/026	(19) (23) (102) (28)
	1318 K, 5132 ccm 1321 K 1323 K, 5132 ccm 1324 K, 175 kW 1327 K 1330 K	04.13 - 04.13 - 04.13 - 04.13 - 04.13 -	 Achslast [t] / Axle Load [t]:5,3 Achsausführung / Axle Version:730.076 Scheibenbremse / Disc Brake Baumuster / Type:967.206	(23) (19) (83) (28)
	1318 LKO 1321 LKO 1323 LKO 1324 LKO, 7698 ccm	04.13 - 04.13 - 04.13 - 04.13 -	Achsausführung / Axle Version:730.076 Achslast [t] / Axle Load [t]:5,3 für / for:504310 02 Baumuster / Type:967.526	(19) (23) (102) (28)
	1321 LS 1323 LS, 5132 ccm 1324 LS 1327 LS 1330 LS	04.13 - 04.13 - 04.13 - 04.13 - 04.13 -	 Achslast [t] / Axle Load [t]:5,3 Achsausführung / Axle Version:730.076 Scheibenbremse / Disc Brake Baumuster / Type:967.426	(23) (19) (83) (28)
	1323 F 1327 F 1330 F	04.13 - 04.13 - 04.13 -	 Achslast [t] / Axle Load [t]:5,3 Achsausführung / Axle Version:730.076 Scheibenbremse / Disc Brake Baumuster / Type:967.606	(23) (19) (83) (28)



MERCEDES-BENZ

ATEGO 1315 - 1419

4x2







 8	Lenker, Radaufhängung / Track Control Arm		(5)	29652 01 974 350 05 05 © 30586 01 © 23841 01	
	Dreieckslenker (Nfz) / Wishbone (CV) Länge [mm] / Length [mm]:761,7 Rohr-Ø [mm] / Pipe Ø [mm]:46 Bohrung-Ø 1 / Bohrung-Ø 2 [mm] / Bore Ø 1 / Bore Ø 2 [mm]:23/23/25 Lochabstand 1/Lochabstand 2 / Hole Pitch 1/ Hole Pitch 2:130/130/152 Molekularlager / Molecular Bearing		(38) (69) (80) (30) (67) (71)		
1317, 1317 L	01.98 - 10.04				
1318, 1318 L, 4249 ccm	10.04 -			Radstand [mm] / Wheelbase [mm]:3560	(76)
1323, 1323 L, 6374 ccm	01.98 - 10.04			Radstand [mm] / Wheelbase [mm]:4160	(76)
1323, 1323 L, 1324, 1324 L	10.04 -			Radstand [mm] / Wheelbase [mm]:4760	(76)
1326, 1326 L, 13,5 t	10.04 -			Radstand [mm] / Wheelbase [mm]:5360	(76)
1328, 1328 L	01.98 - 10.04			für Fzg. mit zul. Gesamtgewicht [t] / for vehicles with permissible total weight [t]:13,5	(121)
1328, 1328 L, 1329, 1329 L	10.04 -			Baumuster / Type:970.263/265/267-268	(28)
1317 KO, 1317 LKO, 1318 KO, 1318 LKO	01.98 - 10.04				
1323 KO, 1323 LKO	01.98 - 10.04			Radstand [mm] / Wheelbase [mm]:3260	(76)
				für Fzg. mit zul. Gesamtgewicht [t] / for vehicles with permissible total weight [t]:13,5	(121)
				Baumuster / Type:975.262	(28)
1322 LS	10.04 -				
1323 LS, 6374 ccm	01.98 - 10.04			Radstand [mm] / Wheelbase [mm]:3260	(76)
1323 LS, 1324 LS	10.04 -			Radstand [mm] / Wheelbase [mm]:3560	(76)
1326 LS	10.04 -			für Fzg. mit zul. Gesamtgewicht [t] / for vehicles with permissible total weight [t]:13,5	(121)
1328 LS	01.98 - 10.04			Baumuster / Type:974.262-263	(28)
1328 LS, 1329 LS	10.04 -				
1322, 1322 L	10.04 -				
				Radstand [mm] / Wheelbase [mm]:3560	(76)
				Radstand [mm] / Wheelbase [mm]:4160	(76)
				Radstand [mm] / Wheelbase [mm]:4760	(76)
				Radstand [mm] / Wheelbase [mm]:5360	(76)
				für Fzg. mit zul. Gesamtgewicht [t] / for vehicles with permissible total weight [t]:13,5	(121)
				Baumuster / Type:970.263/265/268	(28)
1318 LKO	10.04 -				
1322 LKO	10.04 -			Baumuster / Type:975.262	(28)
1324 LKO, 6374 ccm	10.04 -				
1318, 1318 L, 5132 ccm	04.13 -				
1321, 1321 L	04.13 -			Antriebsachse / Drive Axle	(25)
1323, 1323 L, 5132 ccm	04.13 -			Baumuster / Type:967.026	(28)
1324, 1324 L, 13,5 t	04.13 -				
1327, 1327 L	04.13 -				
1330, 1330 L	04.13 -				
1321 LS	04.13 -				
1323 LS, 5132 ccm	04.13 -			Baumuster / Type:967.426	(28)
1324 LS	04.13 -				
1327 LS	04.13 -				
1330 LS	04.13 -				



MERCEDES-BENZ

ATEGO 1315 - 1419

4x2

	Spurstangenkopf / Tie Rod End Länge [mm] / Length [mm]:120 Gewindemaß / Thread Size:M30x1,5 mit Außengewinde / with external thread mit Rechtsgewinde / with right-hand thread Konusmaß [mm] / Cone Size [mm]:30 mit Zubehör / with accessories	(10) (69) (49) (131) (137) (58) (140)	11505 03 000 460 28 48 
	1318 K, 5132 ccm 04.13 - 1321 K 04.13 - 1323 K, 5132 ccm 04.13 - 1324 K, 175 kW 04.13 - 1327 K 04.13 - 1330 K 04.13 -	 für Schubstange / for push rod Lenkstockhebel zur 1. VA / Pitman Arm to 1st FA für Links-/Rechtslenker / for left-/right-hand traffic Antriebsachse / Drive Axle Baumuster / Type:967.206	(128) (66) (124) (25) (28)
	1321 LS 04.13 - 1323 LS, 5132 ccm 04.13 - 1324 LS 04.13 - 1327 LS 04.13 - 1330 LS 04.13 -	 für Schubstange / for push rod Lenkstockhebel zur 1. VA / Pitman Arm to 1st FA für Links-/Rechtslenker / for left-/right-hand traffic Antriebsachse / Drive Axle Baumuster / Type:967.426	(128) (66) (124) (25) (28)
	1323 F 04.13 - 1327 F 04.13 - 1330 F 04.13 -	 für Schubstange / for push rod Lenkstockhebel zur 1. VA / Pitman Arm to 1st FA für Links-/Rechtslenker / for left-/right-hand traffic Antriebsachse / Drive Axle Baumuster / Type:967.606	(128) (66) (124) (25) (28)
	Kugelkopf, Schaltgestänge Ball Head, gearshift linkage Länge [mm] / Length [mm]:55 Konusmaß [mm] / Cone Size [mm]:10 Aussengewinde [mm] / Outer Thread [mm]:M14x1,5 mit Rechtsgewinde / with right-hand thread	(3) (69) (58) (27) (137)	19465 01 000 996 70 45 
	1317 K 01.98 - 10.04 1317 KO, 1317 LKO, 1318 KO, 1318 LKO 01.98 - 10.04 1317, 1317 L 01.98 - 10.04 1318 K, 4249 ccm 10.04 - 1318, 1318 L, 4249 ccm 10.04 - 1322 K 10.04 - 1322 LS 10.04 - 1322, 1322 L 10.04 - 1323 K, 6374 ccm 01.98 - 09.04 1323 KO, 1323 LKO 01.98 - 10.04 1323 LS, 6374 ccm 01.98 - 10.04 1323 LS, 1324 LS 10.04 - 1323, 1323 L, 6374 ccm 01.98 - 10.04 1323, 1323 L, 1324, 1324 L 10.04 - 1324 K, 170-175 kW 10.04 - 1325 F 01.98 - 10.04 1326 LS 10.04 - 1326, 1326 L, 13,5 t 10.04 - 1328 F 01.98 - 10.04 1328 LS 01.98 - 10.04 1328 LS, 1329 LS 10.04 - 1328, 1328 L 01.98 - 10.04 1328, 1328 L, 1329, 1329 L 10.04 -		

Pos




Ref.



MERCEDES-BENZ







ATEGO 1315 - 1419

4x2

<p>Kugelkopf, Schaltgestänge Ball Head, gearshift linkage Länge [mm] / Length [mm]:55 Konusmaß [mm] / Cone Size [mm]:12 Aussengewinde [mm] / Outer Thread [mm]:M14x1,5 mit Rechtsgewinde / with right-hand thread</p>	<p>(3) (69) (58) (27) (137)</p>	<p>22721 01 000 268 59 89</p> 
<p>1317 K 1317 KO, 1317 LKO, 1318 KO, 1318 LKO 1317, 1317 L 1318 K, 4249 ccm 1318, 1318 L, 4249 ccm 1322 K 1322 LS 1322, 1322 L 1323 K, 6374 ccm 1323 KO, 1323 LKO 1323 LS, 6374 ccm 1323 LS, 1324 LS 1323, 1323 L, 6374 ccm 1323, 1323 L, 1324, 1324 L 1324 K, 170-175 kW 1325 F 1326 LS 1326, 1326 L, 13,5 t 1328 F 1328 LS 1328 LS, 1329 LS 1328, 1328 L 1328, 1328 L, 1329, 1329 L</p>	<p>01.98 - 10.04 01.98 - 10.04 01.98 - 10.04 10.04 - 10.04 - 10.04 - 10.04 - 10.04 - 01.98 - 09.04 01.98 - 10.04 01.98 - 10.04 10.04 - 01.98 - 10.04 10.04 - 10.04 - 01.98 - 10.04 10.04 - 10.04 - 01.98 - 10.04 10.04 - 10.04 - 01.98 - 10.04 10.04 - 10.04 -</p>	

MERCEDES-BENZ

ATEGO 1315 - 1419 4x4



<p> 1</p>	<p>Lenkstange / Centre Rod Assembly Schubstange / Push Rod einseitig verstellbar / Adjustable on one side Länge [mm] / Length [mm]:884 Konusmaß [mm] / Cone Size [mm]:30 Rohr-Ø [mm] / Pipe Ø [mm]:50 mit Zubehör / with accessories</p>	<p>(6) (85) (101) (69) (58) (80) (140)</p>	<p>24195 01 974 460 05 05  11505 03</p> 
<p>1317 A 01.98 - 10.04 1318 A, 4249 ccm 10.04 - 1323 A, 1324 A 10.04 -</p>	<p>RHD Lenkstockhebel zur 1. VA / Pitman Arm to 1st FA (66) Radstand [mm] / Wheelbase [mm]:3260 (76) Radstand [mm] / Wheelbase [mm]:3560 (76) für Fzg. mit zul. Gesamtgewicht [t] / for vehicles with permissible total weight [t]:13,5 (121) Baumuster / Type:970.362-363 (28)</p>		
<p>1322 A 10.04 -</p>	<p>RHD Lenkstockhebel zur 1. VA / Pitman Arm to 1st FA (66) für Fzg. mit zul. Gesamtgewicht [t] / for vehicles with permissible total weight [t]:13,5 (121) Baumuster / Type:970.362-363 (28)</p>		
<p> 1</p>	<p>Lenkstange / Centre Rod Assembly Schubstange / Push Rod einseitig verstellbar / Adjustable on one side Länge [mm] / Length [mm]:888 Konusmaß [mm] / Cone Size [mm]:30 Rohr-Ø [mm] / Pipe Ø [mm]:50 mit Zubehör / with accessories</p>	<p>(6) (85) (101) (69) (58) (80) (140)</p>	<p>24198 01 974 460 15 05  11505 03</p> 
<p>1322 AF 10.04 - 1326 AF 10.04 - 1329 AF 10.04 -</p>	<p>LHD Lenkstockhebel zur 1. VA / Pitman Arm to 1st FA (66) Achsausführung / Axle Version:4x2, 4x4 (19) für Fahrzeuge mit Automatikgetriebe / for vehicles with automatic transmission (104) für / for:Allison (102) Baumuster / Type:976.364 (28)</p>		



MERCEDES-BENZ

ATEGO 1315 - 1419

4x4







 <div style="border: 1px solid black; padding: 2px; display: inline-block;">1</div>	Lenkstange / Centre Rod Assembly Schubstange / Push Rod einseitig verstellbar / Adjustable on one side Länge [mm] / Length [mm]:895 Konusmaß [mm] / Cone Size [mm]:28,6 Konusmaß [mm] / Cone Size [mm]:30 Rohr-Ø [mm] / Pipe Ø [mm]:50 mit Zubehör / with accessories	(6) (85) (101) (69) (58) (58) (80) (140)	35806 01 11505 03	976 460 04 05 
	1317 A 1318 A, 4249 ccm 1323 A, 1324 A	01.98 - 10.04 10.04 - 10.04 -	LHD Lenkstockhebel zur 1. VA / Pitman Arm to 1st FA Radstand [mm] / Wheelbase [mm]:3260 Radstand [mm] / Wheelbase [mm]:3560 für Fzg. mit zul. Gesamtgewicht [t] / for vehicles with permissible total weight [t]:13,5 Baumuster / Type:970.362-363	(66) (76) (76) (121) (28)
	1317 AK 1318 AK, 4249 ccm 1324 AK, 6374 ccm	01.98 - 10.04 10.04 - 10.04 -	LHD Lenkstockhebel zur 1. VA / Pitman Arm to 1st FA Radstand [mm] / Wheelbase [mm]:3260 für Fzg. mit zul. Gesamtgewicht [t] / for vehicles with permissible total weight [t]:13,5 Baumuster / Type:972.362	(66) (76) (121) (28)
	1325 AF 1325 AF, Kommunalfahrzeug / Municipal Vehicle(57) 1328 AF	01.98 - 10.04 01.98 - 10.04 01.98 - 10.04	LHD Lenkstockhebel zur 1. VA / Pitman Arm to 1st FA Radstand [mm] / Wheelbase [mm]:3610 Radstand [mm] / Wheelbase [mm]:3860 für Feuerwehrfahrzeuge / for fire brigade vehicles für Fzg. mit zul. Gesamtgewicht [t] / for vehicles with permissible total weight [t]:13,5 Baumuster / Type:976.363-364	(66) (76) (76) (120) (121) (28)
	1322 AF 1326 AF 1329 AF	10.04 - 10.04 - 10.04 -	LHD Lenkstockhebel zur 1. VA / Pitman Arm to 1st FA Achsausführung / Axle Version:4x2 Baumuster / Type:976.364	(66) (19) (28)
	1322 AK 1323 AK, 6374 ccm	10.04 - 01.98 - 09.04	LHD Lenkstockhebel zur 1. VA / Pitman Arm to 1st FA Baumuster / Type:972.362	(66) (28)
	1322 A	10.04 -	LHD Lenkstockhebel zur 1. VA / Pitman Arm to 1st FA für Fzg. mit zul. Gesamtgewicht [t] / for vehicles with permissible total weight [t]:13,5 Baumuster / Type:970.362-363	(66) (121) (28)



MERCEDES-BENZ

ATEGO 1315 - 1419

4x4










 6 Spurstange / Rod Assembly Führungsstange / Guide Rod einseitig verstellbar / Adjustable on one side Länge [mm] / Length [mm]:1565 Konusmaß [mm] / Cone Size [mm]:30 Rohr-Ø [mm] / Pipe Ø [mm]:60 mit Zubehör / with accessories		(9) (46) (101) (69) (58) (80) (140)	23998 01 975 330 10 03  11505 03 
1317 A 1318 A, 4249 ccm 1323 A, 1324 A	01.98 - 10.04 10.04 - 10.04 -	Achsausführung / Axle Version:731720, 733050 für Fzg. mit zul. Gesamtgewicht [t] / for vehicles with permissible total weight [t]:13,5 Baumuster / Type:970.362-363	(19) (121) (28)
1317 AK 1318 AK, 4249 ccm 1324 AK, 6374 ccm	01.98 - 10.04 10.04 - 10.04 -	Achsausführung / Axle Version:731720, 733050 für Fzg. mit zul. Gesamtgewicht [t] / for vehicles with permissible total weight [t]:13,5 Baumuster / Type:972.362	(19) (121) (28)
1325 AF, Betonmischer / Concrete Mixer(29) 1328 AF	01.98 - 10.04 01.98 - 10.04	Achsausführung / Axle Version:731720, 733050 für Fzg. mit zul. Gesamtgewicht [t] / for vehicles with permissible total weight [t]:13,5 Baumuster / Type:976.363-364	(19) (121) (28)
1322 AF 1326 AF 1329 AF	10.04 - 10.04 - 10.04 -	Antriebsachse / Drive Axle Achsausführung / Axle Version:731.720 / AL3 Baumuster / Type:976364 nicht für Fahrzeugbreite 2300 mm / not for vehicle width 2300 mm	(25) (19) (28) (142)
1322 AK 1323 AK, 6374 ccm	10.04 - 01.98 - 09.04	Antriebsachse / Drive Axle Achsausführung / Axle Version:731.720 für / for:AL3 Baumuster / Type:972.362 nicht für Fahrzeugbreite 2300 mm / not for vehicle width 2300 mm	(25) (19) (102) (28) (142)
1322 A	10.04 -	Achsausführung / Axle Version:733.050 für Fzg. mit zul. Gesamtgewicht [t] / for vehicles with permissible total weight [t]:13,5 Baumuster / Type:970.362-363	(19) (121) (28)
1318 A, 5132 ccm 1321 A 1323 A 1324 A	04.13 - 04.13 - 04.13 - 04.13 -	 Achsausführung / Axle Version:731.721 Achslast [t] / Axle Load [t]:6,0 Antriebsachse / Drive Axle Trommelbremse / Drum Brake Baumuster / Type:967.036	(19) (23) (25) (86) (28)
1318 AK, 5132 ccm 1321 AK 1323 AK, 5132 ccm 1324 AK, 7698 ccm 1327 AK 1330 AK	04.13 - 04.13 - 04.13 - 04.13 - 04.13 - 04.13 -	 Achsausführung / Axle Version:731.721 Achslast [t] / Axle Load [t]:6,0 Antriebsachse / Drive Axle Trommelbremse / Drum Brake Baumuster / Type:967.236	(19) (23) (25) (86) (28)
1323 AF 1327 AF 1330 AF	04.13 - 04.13 - 04.13 -	 Achsausführung / Axle Version:731.721 Achslast [t] / Axle Load [t]:6,0 Antriebsachse / Drive Axle Trommelbremse / Drum Brake Baumuster / Type:967.636	(19) (23) (86) (28)



MERCEDES-BENZ

ATEGO 1315 - 1419

4x4



	Spurstangenkopf / Tie Rod End Länge [mm] / Length [mm]:120 Gewindemaß / Thread Size:M30x1,5 mit Außengewinde / with external thread mit Rechtsgewinde / with right-hand thread Konusmaß [mm] / Cone Size [mm]:30 mit Zubehör / with accessories	(10) (69) (49) (131) (137) (58) (140)	11505 03 000 460 28 48 		
	1318 A, 5132 ccm 04.13 - 1321 A 04.13 - 1323 A 04.13 - 1324 A 04.13 -		für Schubstange / for push rod Lenkstockhebel zur 1. VA / Pitman Arm to 1st FA für Links-/Rechtslenker / for left-/right-hand traffic Antriebsachse / Drive Axle Baumuster / Type:967.036	(128) (66) (124) (25) (28)	
	1318 AK, 5132 ccm 04.13 - 1321 AK 04.13 - 1323 AK, 5132 ccm 04.13 - 1324 AK, 7698 ccm 04.13 - 1327 AK 04.13 - 1330 AK 04.13 -		für Schubstange / for push rod Lenkstockhebel zur 1. VA / Pitman Arm to 1st FA für Links-/Rechtslenker / for left-/right-hand traffic Antriebsachse / Drive Axle Baumuster / Type:967.236	(128) (66) (124) (25) (28)	
	1323 AF 04.13 - 1327 AF 04.13 - 1330 AF 04.13 -		für Schubstange / for push rod Lenkstockhebel zur 1. VA / Pitman Arm to 1st FA für Links-/Rechtslenker / for left-/right-hand traffic Antriebsachse / Drive Axle Baumuster / Type:967.636	(128) (66) (124) (25) (28)	
Kugelkopf, Schaltgestänge Ball Head, gearshift linkage Länge [mm] / Length [mm]:55 Konusmaß [mm] / Cone Size [mm]:10 Aussengewinde [mm] / Outer Thread [mm]:M14x1,5 mit Rechtsgewinde / with right-hand thread	(3) (69) (58) (27) (137)	19465 01 000 996 70 45 			
	1317 A 01.98 - 10.04 1317 AK 01.98 - 10.04 1318 A, 4249 ccm 10.04 - 1318 AK, 4249 ccm 10.04 - 1322 A 10.04 - 1323 A, 1324 A 10.04 - 1324 AK, 6374 ccm 10.04 - 1325 AF, Betonmischer / Concrete Mixer(29) 01.98 - 10.04 1325 AF, Kommunalfahrzeug / Municipal Vehicle(57) 01.98 - 10.04 1328 AF 01.98 - 10.04				
	1322 AF 10.04 - 1326 AF 10.04 - 1329 AF 10.04 -		am Schaltgestänge / at gearshift linkage Baumuster / Type:976.364	(96) (28)	
	Kugelkopf, Schaltgestänge Ball Head, gearshift linkage Länge [mm] / Length [mm]:55 Konusmaß [mm] / Cone Size [mm]:12 Aussengewinde [mm] / Outer Thread [mm]:M14x1,5 mit Rechtsgewinde / with right-hand thread	(3) (69) (58) (27) (137)	22721 01 000 268 59 89 		
		1325 AF 01.98 - 10.04 1325 AF, Kommunalfahrzeug / Municipal Vehicle(57) 01.98 - 10.04 1328 AF 01.98 - 10.04			
		1322 AF 10.04 - 1326 AF 10.04 - 1329 AF 10.04 -		am Schaltgestänge / at gearshift linkage Baumuster / Type:976.364	(96) (28)



MERCEDES-BENZ

ATEGO 1517 - 1728

4x2

 <div style="border: 1px solid black; padding: 2px; display: inline-block;">1</div>	Lenkstange / Centre Rod Assembly Schubstange / Push Rod einseitig verstellbar / Adjustable on one side Länge [mm] / Length [mm]:894 Rohr-Ø [mm] / Pipe Ø [mm]:50 Konusmaß [mm] / Cone Size [mm]:30 mit Zubehör / with accessories	(6) (85) (101) (69) (80) (58) (140)	25821 01 974 460 12 05 
	1517, 1517 L	01.98 - 10.04	LHD Lenkstockhebel zur 1. VA / Pitman Arm to 1st FA (66) Achslast VA ab [kg] / Axle Load FA from [kg]:6100 (20) Achslast VA bis [kg] / Axle Load FA to [kg]:6100 (21) Baumuster / Type:375.533/122 (28)
	1517, 1517 L	01.98 - 10.04	LHD Lenkstockhebel zur 1. VA / Pitman Arm to 1st FA (66) Radstand [mm] / Wheelbase [mm]:3560 (76) Radstand [mm] / Wheelbase [mm]:4160 (76) Radstand [mm] / Wheelbase [mm]:4760 (76) Radstand [mm] / Wheelbase [mm]:5360 (76) für Fzg. mit zul. Gesamtgewicht [t] / for vehicles with permissible total weight [t]:15,0 (121) Baumuster / Type:970.273/275/277-278 (28)
	1517, 1517 L	01.98 - 10.04	LHD Lenkstockhebel zur 1. VA / Pitman Arm to 1st FA (66) für Fzg. mit zul. Gesamtgewicht [t] / for vehicles with permissible total weight [t]:15,0 (121) Baumuster / Type:970.073/075/077-078 (28)
	1517 K 1518 K, 4249 ccm 1523 K, 6374 ccm 1523 K, 1524 K 1526 K 1529 K	01.98 - 10.04 10.04 - 01.98 - 10.04 10.04 - 10.04 - 10.04 -	LHD Lenkstockhebel zur 1. VA / Pitman Arm to 1st FA (66) Achslast VA ab [kg] / Axle Load FA from [kg]:6100 (20) Achslast VA bis [kg] / Axle Load FA to [kg]:6100 (21) Radstand [mm] / Wheelbase [mm]:3260 (76) für Fzg. mit zul. Gesamtgewicht [t] / for vehicles with permissible total weight [t]:15 (121) Baumuster / Type:972.072 (28)
	1518, 1518 L, 4249 ccm 1522, 1522 L 1523, 1523 L, 6374 ccm 1523, 1523 L, 1524, 1524 L 1526, 1526 L, 6374 ccm 1528, 1528 L 1528, 1528 L, 1529, 1529 L	10.04 - 10.04 - 01.98 - 10.04 10.04 - 10.04 - 01.98 - 10.04 10.04 -	LHD Lenkstockhebel zur 1. VA / Pitman Arm to 1st FA (66) Radstand [mm] / Wheelbase [mm]:3560 (76) Radstand [mm] / Wheelbase [mm]:4160 (76) Radstand [mm] / Wheelbase [mm]:4760 (76) Radstand [mm] / Wheelbase [mm]:5360 (76) für Fzg. mit zul. Gesamtgewicht [t] / for vehicles with permissible total weight [t]:15 (121) Baumuster / Type:970.073/075/077-078 (28)
	1518, 1518 L, 4249 ccm 1522, 1522 L 1523, 1523 L, 6374 ccm 1523, 1523 L, 1524, 1524 L 1526, 1526 L, 6374 ccm 1528, 1528 L 1528, 1528 L, 1529, 1529 L	10.04 - 10.04 - 01.98 - 10.04 10.04 - 10.04 - 01.98 - 10.04 10.04 -	LHD Lenkstockhebel zur 1. VA / Pitman Arm to 1st FA (66) Radstand [mm] / Wheelbase [mm]:3560 (76) Radstand [mm] / Wheelbase [mm]:4160 (76) Radstand [mm] / Wheelbase [mm]:4760 (76) Radstand [mm] / Wheelbase [mm]:5360 (76) für Fzg. mit zul. Gesamtgewicht [t] / for vehicles with permissible total weight [t]:15 (121) Baumuster / Type:970.273/275/277-278 (28)
	1522 F 1528 F 1529 F	10.04 - 01.98 - 10.04 10.04 -	LHD Lenkstockhebel zur 1. VA / Pitman Arm to 1st FA (66) Achslast VA ab [kg] / Axle Load FA from [kg]:6100 (20) Achslast VA bis [kg] / Axle Load FA to [kg]:6100 (21) für Feuerwehrfahrzeuge / for fire brigade vehicles (120) für Fzg. mit zul. Gesamtgewicht [t] / for vehicles with permissible total weight [t]:15 (121) Baumuster / Type:976.075/077 (28)
	1523 KO	01.98 - 10.04	LHD Lenkstockhebel zur 1. VA / Pitman Arm to 1st FA (66) Achslast VA ab [kg] / Axle Load FA from [kg]:6100 (20) Achslast VA bis [kg] / Axle Load FA to [kg]:6100 (21) Radstand [mm] / Wheelbase [mm]:3260 (76) für Fzg. mit zul. Gesamtgewicht [t] / for vehicles with permissible total weight [t]:15 (121) Baumuster / Type:975.072 (28)
	1522 K 1528 K	10.04 - 01.98 - 09.04	LHD Lenkstockhebel zur 1. VA / Pitman Arm to 1st FA (66) Achslast [t] / Axle Load [t]:6,1 (23) Baumuster / Type:972.072 (28)

Pos









Ref.



MERCEDES-BENZ

ATEGO 1517 - 1728

4x2








 1	<p>Lenkstange / Centre Rod Assembly Schubstange / Push Rod einseitig verstellbar / Adjustable on one side Länge [mm] / Length [mm]:875 Konusmaß [mm] / Cone Size [mm]:30 Rohr-Ø [mm] / Pipe Ø [mm]:50 mit Zubehör / with accessories</p>	<p>(6) (85) (101) (69) (58) (80) (140)</p>	<p>26023 01 974 460 00 05  11505 03</p> 														
	<table border="0"> <tr> <td>1517, 1517 L</td> <td>01.98 - 10.04</td> <td rowspan="8" style="vertical-align: top;"> <p>LHD </p> Lenkstockhebel zur 1. VA / Pitman Arm to 1st FA (66) Radstand [mm] / Wheelbase [mm]:4160 (76) Radstand [mm] / Wheelbase [mm]:4760 (76) Radstand [mm] / Wheelbase [mm]:5360 (76) für Fzg. mit zul. Gesamtgewicht [t] / for vehicles with permissible total weight [t]:15 (121) Baumuster / Type:970.275/277-278 (28) </td> </tr> <tr> <td>1518, 1518 L, 4249 ccm</td> <td>10.04 -</td> </tr> <tr> <td>1522, 1522 L</td> <td>10.04 -</td> </tr> <tr> <td>1523, 1523 L, 6374 ccm</td> <td>01.98 - 10.04</td> </tr> <tr> <td>1523, 1523 L, 1524, 1524 L</td> <td>10.04 -</td> </tr> <tr> <td>1526, 1526 L, 6374 ccm</td> <td>10.04 -</td> </tr> <tr> <td>1528, 1528 L</td> <td>01.98 - 10.04</td> </tr> <tr> <td>1528, 1528 L, 1529, 1529 L</td> <td>10.04 -</td> </tr> </table>	1517, 1517 L	01.98 - 10.04	<p>LHD </p> Lenkstockhebel zur 1. VA / Pitman Arm to 1st FA (66) Radstand [mm] / Wheelbase [mm]:4160 (76) Radstand [mm] / Wheelbase [mm]:4760 (76) Radstand [mm] / Wheelbase [mm]:5360 (76) für Fzg. mit zul. Gesamtgewicht [t] / for vehicles with permissible total weight [t]:15 (121) Baumuster / Type:970.275/277-278 (28)	1518, 1518 L, 4249 ccm	10.04 -	1522, 1522 L	10.04 -	1523, 1523 L, 6374 ccm	01.98 - 10.04	1523, 1523 L, 1524, 1524 L	10.04 -	1526, 1526 L, 6374 ccm	10.04 -	1528, 1528 L	01.98 - 10.04	1528, 1528 L, 1529, 1529 L
1517, 1517 L	01.98 - 10.04	<p>LHD </p> Lenkstockhebel zur 1. VA / Pitman Arm to 1st FA (66) Radstand [mm] / Wheelbase [mm]:4160 (76) Radstand [mm] / Wheelbase [mm]:4760 (76) Radstand [mm] / Wheelbase [mm]:5360 (76) für Fzg. mit zul. Gesamtgewicht [t] / for vehicles with permissible total weight [t]:15 (121) Baumuster / Type:970.275/277-278 (28)															
1518, 1518 L, 4249 ccm	10.04 -																
1522, 1522 L	10.04 -																
1523, 1523 L, 6374 ccm	01.98 - 10.04																
1523, 1523 L, 1524, 1524 L	10.04 -																
1526, 1526 L, 6374 ccm	10.04 -																
1528, 1528 L	01.98 - 10.04																
1528, 1528 L, 1529, 1529 L	10.04 -																



MERCEDES-BENZ

ATEGO 1517 - 1728

4x2



1	Lenkstange / Centre Rod Assembly Schubstange / Push Rod einseitig verstellbar / Adjustable on one side Länge [mm] / Length [mm]:894 Konusmaß [mm] / Cone Size [mm]:30 Rohr-Ø [mm] / Pipe Ø [mm]:50 mit Zubehör / with accessories	(6) (85) (101) (69) (58) (80) (140)	26024 01 974 460 11 05  11505 03
1517, 1517 L	01.98 - 10.04	RHD	Lenkstockhebel zur 1. VA / Pitman Arm to 1st FA (66) Radstand [mm] / Wheelbase [mm]:4160 (76) Radstand [mm] / Wheelbase [mm]:4760 (76) Radstand [mm] / Wheelbase [mm]:5360 (76) für Fzg. mit zul. Gesamtgewicht [t] / for vehicles with permissible total weight [t]:15 (121) Baumuster / Type:970.275/277-278 (28)
1517, 1517 L	01.98 - 10.04	RHD	Lenkstockhebel zur 1. VA / Pitman Arm to 1st FA (66) Achslast VA ab [kg] / Axle Load FA from [kg]:6100 (20) Achslast VA bis [kg] / Axle Load FA to [kg]:6100 (21) Baumuster / Type:375.533/122 (28)
1517, 1517 L	01.98 - 10.04	RHD 	Lenkstockhebel zur 1. VA / Pitman Arm to 1st FA (66) Radstand [mm] / Wheelbase [mm]:3560 (76) Radstand [mm] / Wheelbase [mm]:4160 (76) Radstand [mm] / Wheelbase [mm]:4760 (76) Radstand [mm] / Wheelbase [mm]:5360 (76) für Fzg. mit zul. Gesamtgewicht [t] / for vehicles with permissible total weight [t]:15 (121) Baumuster / Type:970.073/075/077-078 (28)
1517 K 1518 K, 4249 ccm 1523 K, 6374 ccm 1523 K, 1524 K 1526 K 1529 K	01.98 - 10.04 10.04 - 01.98 - 10.04 10.04 - 10.04 - 10.04 -	RHD 	Lenkstockhebel zur 1. VA / Pitman Arm to 1st FA (66) Achslast VA ab [kg] / Axle Load FA from [kg]:6100 (20) Achslast VA bis [kg] / Axle Load FA to [kg]:6100 (21) Radstand [mm] / Wheelbase [mm]:3260 (76) für Fzg. mit zul. Gesamtgewicht [t] / for vehicles with permissible total weight [t]:15 (121) Baumuster / Type:972.072 (28)
1518, 1518 L, 4249 ccm 1522, 1522 L 1523, 1523 L, 6374 ccm 1523, 1523 L, 1524, 1524 L 1526, 1526 L, 6374 ccm 1528, 1528 L 1528, 1528 L, 1529, 1529 L	10.04 - 10.04 - 01.98 - 10.04 10.04 - 10.04 - 01.98 - 10.04 10.04 -	RHD	Lenkstockhebel zur 1. VA / Pitman Arm to 1st FA (66) Radstand [mm] / Wheelbase [mm]:4160 (76) Radstand [mm] / Wheelbase [mm]:4760 (76) Radstand [mm] / Wheelbase [mm]:5360 (76) für Fzg. mit zul. Gesamtgewicht [t] / for vehicles with permissible total weight [t]:15 (121) Baumuster / Type:970.275/277-278 (28)
1518, 1518 L, 4249 ccm 1522, 1522 L 1523, 1523 L, 6374 ccm 1523, 1523 L, 1524, 1524 L 1526, 1526 L, 6374 ccm 1528, 1528 L 1528, 1528 L, 1529, 1529 L	10.04 - 10.04 - 01.98 - 10.04 10.04 - 10.04 - 01.98 - 10.04 10.04 -	RHD 	Lenkstockhebel zur 1. VA / Pitman Arm to 1st FA (66) Radstand [mm] / Wheelbase [mm]:3560 (76) Radstand [mm] / Wheelbase [mm]:4160 (76) Radstand [mm] / Wheelbase [mm]:4760 (76) Radstand [mm] / Wheelbase [mm]:5360 (76) für Fzg. mit zul. Gesamtgewicht [t] / for vehicles with permissible total weight [t]:15 (121) Baumuster / Type:970.073/075/077-078 (28)
1522 F 1528 F 1529 F	10.04 - 01.98 - 10.04 10.04 -	RHD 	Lenkstockhebel zur 1. VA / Pitman Arm to 1st FA (66) Achslast VA ab [kg] / Axle Load FA from [kg]:6100 (20) Achslast VA bis [kg] / Axle Load FA to [kg]:6100 (21) für Feuerwehrfahrzeuge / for fire brigade vehicles (120) für Fzg. mit zul. Gesamtgewicht [t] / for vehicles with permissible total weight [t]:15 (121) Baumuster / Type:976.075/077 (28)
1523 KO	01.98 - 10.04	RHD 	Lenkstockhebel zur 1. VA / Pitman Arm to 1st FA (66) Achslast VA ab [kg] / Axle Load FA from [kg]:6100 (20) Achslast VA bis [kg] / Axle Load FA to [kg]:6100 (21) Radstand [mm] / Wheelbase [mm]:3260 (76) für Fzg. mit zul. Gesamtgewicht [t] / for vehicles with permissible total weight [t]:15 (121) Baumuster / Type:975.072 (28)
1522 K 1528 K	10.04 - 01.98 - 09.04	RHD 	Lenkstockhebel zur 1. VA / Pitman Arm to 1st FA (66) Achslast [t] / Axle Load [t]:6,1 (23) Baumuster / Type:972.072 (28)



MERCEDES-BENZ

ATEGO 1517 - 1728

4x2









 <div style="border: 1px solid black; padding: 2px; display: inline-block;">6</div>	Spurstange / Rod Assembly Führungsstange / Guide Rod beidseitig verstellbar / Adjustable on both sides Länge [mm] / Length [mm]:1560 Konusmaß [mm] / Cone Size [mm]:30 Rohr-Ø [mm] / Pipe Ø [mm]:40 mit Zubehör / with accessories	(9) ▲ (46) (100) (69) (58) (80) (140)	23953 01 975 330 09 03 ▲ 11505 03 ▲ 11492 03 	
	1517, 1517 L	01.98 - 10.04	Achsausführung / Axle Version:730026 für Fzg. mit zul. Gesamtgewicht [t] / for vehicles with permissible total weight [t]:15 Baumuster / Type:970.073/075/077-078/273/275/277-278	(19) (121) (28)
	1517, 1517 L	01.98 - 10.04	Achsausführung / Axle Version:730026 Baumuster / Type:375.533/122	(19) (28)
	1517 K 1518 K, 4249 ccm 1523 K, 6374 ccm 1523 K, 1524 K 1526 K 1529 K	01.98 - 10.04 10.04 - 01.98 - 10.04 10.04 - 10.04 - 10.04 -	Achsausführung / Axle Version:730026 für Fzg. mit zul. Gesamtgewicht [t] / for vehicles with permissible total weight [t]:15 Baumuster / Type:972.072	(19) (121) (28)
	1522 F 1528 F 1529 F	10.04 - 01.98 - 10.04 10.04 -	Achsausführung / Axle Version:730.026 für Fzg. mit zul. Gesamtgewicht [t] / for vehicles with permissible total weight [t]:15 Baumuster / Type:976.075/077	(19) (121) (28)
	1522 K 1528 K	10.04 - 01.98 - 09.04	Achsausführung / Axle Version:730.026 Baumuster / Type:972.072	(19) (28)



MERCEDES-BENZ

ATEGO 1517 - 1728

4x2




 6	Spurstange / Rod Assembly Führungsstange / Guide Rod beidseitig verstellbar / Adjustable on both sides Länge [mm] / Length [mm]:1605 Konusmaß [mm] / Cone Size [mm]:30 Rohr-Ø [mm] / Pipe Ø [mm]:40 mit Zubehör / with accessories	(9) (46) (100) (69) (58) (80) (140)	23996 01 975 330 02 03 ▲ 11505 03 ▲ 11492 03		
	1517, 1517 L	01.98 - 10.04	Achsausführung / Axle Version:730026 Baumuster / Type:375.533/122	(19) (28)	
	1517, 1517 L	01.98 - 10.04	Achsausführung / Axle Version:730024, 730026, 730028 für Fzg. mit zul. Gesamtgewicht [t] / for vehicles with permissible total weight [t]:15 Baumuster / Type:970.073/075/077-078/273/275/277-278	(19) (121) (28)	
	1517 K 1518 K, 4249 ccm 1523 K, 6374 ccm 1523 K, 1524 K 1526 K 1529 K	01.98 - 10.04 10.04 - 01.98 - 10.04 10.04 - 10.04 - 10.04 -	Achsausführung / Axle Version:730024, 730026 Baumuster / Type:972.072	(19) (28)	
	1518, 1518 L, 4249 ccm 1523, 1523 L, 6374 ccm 1528, 1528 L	10.04 - 01.98 - 10.04 01.98 - 10.04	Achsausführung / Axle Version:730024, 730026, 730028 für Fzg. mit zul. Gesamtgewicht [t] / for vehicles with permissible total weight [t]:15 Baumuster / Type:970.073/075/077-078/273/275/277-278	(19) (121) (28)	
	1522 F 1528 F 1529 F	10.04 - 01.98 - 10.04 10.04 -	Achsausführung / Axle Version:730.024/026 für Fzg. mit zul. Gesamtgewicht [t] / for vehicles with permissible total weight [t]:15 Baumuster / Type:976.075/077	(19) (121) (28)	
	1523 KO	01.98 - 10.04	Achsausführung / Axle Version:730024 Baumuster / Type:975.072	(19) (28)	
	1522, 1522 L 1523, 1523 L, 1524, 1524 L 1526, 1526 L, 6374 ccm 1528, 1528 L, 1529, 1529 L	10.04 - 10.04 - 10.04 - 10.04 -	Achsausführung / Axle Version:730024, 730026, 730028 für Fzg. mit zul. Gesamtgewicht [t] / for vehicles with permissible total weight [t]:15 Baumuster / Type:970.073/075/077-078/275/277-278	(19) (121) (28)	
	1522 K 1528 K	10.04 - 01.98 - 09.04	Achsausführung / Axle Version:730.024/026 für / for:LKN-S Baumuster / Type:972.072	(19) (102) (28)	
	1518, 1518 L, 5132 ccm 1521, 1521 L 1523, 1523 L, 5132 ccm 1524, 1524 L, 7698 ccm 1527, 1527 L 1530, 1530 L	04.13 - 04.13 - 04.13 - 04.13 - 04.13 - 04.13 -	Achsausführung / Axle Version:730.076/078 Achslast [t] / Axle Load [t]:5,3 Achslast [t] / Axle Load [t]:6,1 Baumuster / Type:967.007/027	(19) (23) (23) (28)	
	1518 K, 5132 ccm 1521 K 1523 K, 5132 ccm 1524 K 1527 K 1530 K	04.13 - 04.13 - 04.13 - 04.13 - 04.13 - 04.13 -	 Achslast [t] / Axle Load [t]:5,3 Achslast [t] / Axle Load [t]:6,1 Achsausführung / Axle Version:730.076/078 Scheibenbremse / Disc Brake Baumuster / Type:967.207	(23) (23) (19) (83) (28)	
	1527 F 1530 F	04.13 - 04.13 -	 Achslast [t] / Axle Load [t]:5,3 Achslast [t] / Axle Load [t]:6,1 Achsausführung / Axle Version:730.076/078 Scheibenbremse / Disc Brake Baumuster / Type:967.607	(23) (23) (19) (83) (28)	
	 19	Lenker, Radaufhängung / Track Control Arm Querlenker / Control Arm nicht verstellbar / not adjustable Länge [mm] / Length [mm]:813 Lochabstand 1/Lochabstand 2 / Hole Pitch 1/ Hole Pitch 2:100/100 Bohrung-Ø 1 / Bohrung-Ø 2 [mm] / Bore Ø 1 / Bore Ø 2 [mm]:17/17 Rohr-Ø [mm] / Pipe Ø [mm]:48 Molekularlager / Molecular Bearing	(5) (75) (146) (69) (67) (30) (80) (71)	23832 01 974 330 01 07 ® 22090 01	
		1517, 1517 L 1518, 1518 L, 4249 ccm 1522, 1522 L 1523, 1523 L, 6374 ccm 1523, 1523 L, 1524, 1524 L 1526, 1526 L, 6374 ccm 1528, 1528 L 1528, 1528 L, 1529, 1529 L	01.98 - 10.04 10.04 - 10.04 - 01.98 - 10.04 10.04 - 10.04 - 01.98 - 10.04 10.04 -	 Radstand [mm] / Wheelbase [mm]:4160 Radstand [mm] / Wheelbase [mm]:4760 Radstand [mm] / Wheelbase [mm]:5360 Antriebsachse / Drive Axle für Fzg. mit zul. Gesamtgewicht [t] / for vehicles with permissible total weight [t]:15 Baumuster / Type:970.275/277-278	(76) (76) (76) (25) (121) (28)
		1518, 1518 L, 5132 ccm 1521, 1521 L 1523, 1523 L, 5132 ccm 1524, 1524 L, 7698 ccm 1527, 1527 L 1530, 1530 L	04.13 - 04.13 - 04.13 - 04.13 - 04.13 - 04.13 -	 Baumuster / Type:967.027	(28)



MERCEDES-BENZ

ATEGO 1517 - 1728

4x2


8	Lenker, Radaufhängung / Track Control Arm Dreieckslenker (Nfz) / Wishbone (CV) Länge [mm] / Length [mm]:761,7 Rohr-Ø [mm] / Pipe Ø [mm]:46 Bohrung-Ø 1 / Bohrung-Ø 2 [mm] / Bore Ø 1 / Bore Ø 2 [mm]:23/23/25 Lochabstand 1/Lochabstand 2 / Hole Pitch 1/ Hole Pitch 2:130/130/152 Molekularlager / Molecular Bearing	(5) (38) (69) (80) (30) (67) (71)	29652 01 974 350 05 05 © 30586 01 © 23841 01 
	1517, 1517 L 01.98 - 10.04 1518, 1518 L, 4249 ccm 10.04 - 1523, 1523 L, 6374 ccm 01.98 - 10.04 1528, 1528 L 01.98 - 10.04		Radstand [mm] / Wheelbase [mm]:3560 (76) Radstand [mm] / Wheelbase [mm]:4160 (76) Radstand [mm] / Wheelbase [mm]:4760 (76) Radstand [mm] / Wheelbase [mm]:5360 (76) für Fzg. mit zul. Gesamtgewicht [t] / for vehicles with permissible total weight [t]:15 (121) Baumuster / Type:970.273/275/277-278 (28)
	1522, 1522 L 10.04 - 1523, 1523 L, 1524, 1524 L 10.04 - 1526, 1526 L, 6374 ccm 10.04 - 1528, 1528 L, 1529, 1529 L 10.04 -		Radstand [mm] / Wheelbase [mm]:4160 (76) Radstand [mm] / Wheelbase [mm]:4760 (76) Radstand [mm] / Wheelbase [mm]:5360 (76) für Fzg. mit zul. Gesamtgewicht [t] / for vehicles with permissible total weight [t]:15 (121) Baumuster / Type:970.275/277-278 (28)
	1518, 1518 L, 5132 ccm 04.13 - 1521, 1521 L 04.13 - 1523, 1523 L, 5132 ccm 04.13 - 1524, 1524 L, 7698 ccm 04.13 - 1527, 1527 L 04.13 - 1530, 1530 L 04.13 -		Baumuster / Type:967.027 (28)
	Spurstangenkopf / Tie Rod End Länge [mm] / Length [mm]:120 Gewindemaß / Thread Size:M30x1,5 mit Außengewinde / with external thread mit Rechtsgewinde / with right-hand thread Konusmaß [mm] / Cone Size [mm]:30 mit Zubehör / with accessories	(10) (69) (49) (131) (137) (58) (140)	11505 03 000 460 28 48 
	1518 K, 5132 ccm 04.13 - 1521 K 04.13 - 1523 K, 5132 ccm 04.13 - 1524 K 04.13 - 1527 K 04.13 - 1530 K 04.13 -		für Schubstange / for push rod (128) Lenkstockhebel zur 1. VA / Pitman Arm to 1st FA (66) für Links-/Rechtslenker / for left-/right-hand traffic (124) Antriebsachse / Drive Axle (25) Baumuster / Type:967.207 (28)
	1527 F 04.13 - 1530 F 04.13 -		für Schubstange / for push rod (128) Lenkstockhebel zur 1. VA / Pitman Arm to 1st FA (66) für Links-/Rechtslenker / for left-/right-hand traffic (124) Antriebsachse / Drive Axle (25) Baumuster / Type:967.607 (28)
	Kugelpopf, Schaltgestänge Ball Head, gearshift linkage Länge [mm] / Length [mm]:55 Konusmaß [mm] / Cone Size [mm]:10 Aussengewinde [mm] / Outer Thread [mm]:M14x1,5 mit Rechtsgewinde / with right-hand thread	(3) (69) (58) (27) (137)	19465 01 000 996 70 45 
	1517 K 01.98 - 10.04 1517, 1517 L 01.98 - 10.04 1518 K, 4249 ccm 10.04 - 1518, 1518 L, 4249 ccm 10.04 - 1522 F 10.04 - 1522, 1522 L 10.04 - 1523 K, 6374 ccm 01.98 - 10.04 1523 K, 1524 K 10.04 - 1523 KO 01.98 - 10.04 1523, 1523 L, 6374 ccm 01.98 - 10.04 1523, 1523 L, 1524, 1524 L 10.04 - 1526 K 10.04 - 1526, 1526 L, 6374 ccm 10.04 - 1528 F 01.98 - 10.04 1528, 1528 L 01.98 - 10.04 1528, 1528 L, 1529, 1529 L 10.04 - 1529 F 10.04 - 1529 K 10.04 -		



MERCEDES-BENZ

ATEGO 1517 - 1728

4x2




Kugelkopf, Schaltgestänge Ball Head, gearshift linkage Länge [mm] / Length [mm]:55 Konusmaß [mm] / Cone Size [mm]:12 Aussengewinde [mm] / Outer Thread [mm]:M14x1,5 mit Rechtsgewinde / with right-hand thread		(3)	22721 01 000 268 59 89 
1517 K 1517, 1517 L 1518 K, 4249 ccm 1518, 1518 L, 4249 ccm 1522 F 1522, 1522 L 1523 K, 6374 ccm 1523 K, 1524 K 1523 KO 1523, 1523 L, 6374 ccm 1523, 1523 L, 1524, 1524 L 1526 K 1526, 1526 L, 6374 ccm 1528 F 1528, 1528 L 1528, 1528 L, 1529, 1529 L 1529 F 1529 K	01.98 - 10.04 01.98 - 10.04 10.04 - 10.04 - 10.04 - 10.04 - 10.04 - 01.98 - 10.04 10.04 - 01.98 - 10.04 01.98 - 10.04 10.04 - 10.04 - 10.04 - 01.98 - 10.04 01.98 - 10.04 10.04 - 10.04 - 10.04 - 10.04 - 10.04 - 10.04 -		



MERCEDES-BENZ

ATEGO 1517 - 1728

4x4




 <div style="border: 1px solid black; padding: 2px; display: inline-block;">1</div>	Lenkstange / Centre Rod Assembly Schubstange / Push Rod einseitig verstellbar / Adjustable on one side Länge [mm] / Length [mm]:884 Konusmaß [mm] / Cone Size [mm]:30 Rohr-Ø [mm] / Pipe Ø [mm]:50 mit Zubehör / with accessories		(6) (85) (101) (69) (58) (80) (140)	24195 01 974 460 05 05  11505 03 
	1517 A 1518 A, 4249 ccm 1523 A, 6374 ccm	01.98 - 10.04 10.04 - 01.98 - 10.04	RHD Lenkstockhebel zur 1. VA / Pitman Arm to 1st FA Radstand [mm] / Wheelbase [mm]:3560 für Fzg. mit zul. Gesamtgewicht [t] / for vehicles with permissible total weight [t]:15 Baumuster / Type:970.373	(66) (76) (121) (28)
	1523 A, 1524 A	10.04 -	RHD Lenkstockhebel zur 1. VA / Pitman Arm to 1st FA Radstand [mm] / Wheelbase [mm]:3260 Radstand [mm] / Wheelbase [mm]:3560 für Fzg. mit zul. Gesamtgewicht [t] / for vehicles with permissible total weight [t]:15 Baumuster / Type:970.372-373	(66) (76) (76) (121) (28)
	1522 A	10.04 -	RHD Lenkstockhebel zur 1. VA / Pitman Arm to 1st FA für Fzg. mit zul. Gesamtgewicht [t] / for vehicles with permissible total weight [t]:15 Baumuster / Type:970.373	(66) (121) (28)



MERCEDES-BENZ

ATEGO 1517 - 1728

4x4






 <div style="border: 1px solid black; padding: 2px; display: inline-block;">1</div>	Lenkstange / Centre Rod Assembly Schubstange / Push Rod einseitig verstellbar / Adjustable on one side Länge [mm] / Length [mm]:895 Konusmaß [mm] / Cone Size [mm]:28,6 Konusmaß [mm] / Cone Size [mm]:30 Rohr-Ø [mm] / Pipe Ø [mm]:50 mit Zubehör / with accessories	(6) (85) (101) (69) (58) (58) (80) (140)	35806 01 976 460 04 05  11505 03	
	1517 A 1518 A, 4249 ccm 1523 A, 6374 ccm	01.98 - 10.04 10.04 - 01.98 - 10.04	LHD Lenkstockhebel zur 1. VA / Pitman Arm to 1st FA Radstand [mm] / Wheelbase [mm]:3560 für Fzg. mit zul. Gesamtgewicht [t] / for vehicles with permissible total weight [t]:15 Baumuster / Type:970.373	(66) (76) (121) (28)
	1517 AK 1518 AK 1522 AK 1523 AK, 6374 ccm 1526 AK 1528 AK 1529 AK	01.98 - 10.04 10.04 - 10.04 - 01.98 - 10.04 10.04 - 01.98 - 09.04 10.04 -	LHD Lenkstockhebel zur 1. VA / Pitman Arm to 1st FA Radstand [mm] / Wheelbase [mm]:3260 für Fzg. mit zul. Gesamtgewicht [t] / for vehicles with permissible total weight [t]:15 Baumuster / Type:972.372	(66) (76) (121) (28)
	1522 AF 1525 AF 1526 AF 1528 AF 1529 AF	10.04 - 01.98 - 10.04 10.04 - 01.98 - 10.04 10.04 -	LHD Lenkstockhebel zur 1. VA / Pitman Arm to 1st FA Radstand [mm] / Wheelbase [mm]:3610 Radstand [mm] / Wheelbase [mm]:3860 für Feuerwehrfahrzeuge / for fire brigade vehicles für Fzg. mit zul. Gesamtgewicht [t] / for vehicles with permissible total weight [t]:15 Baumuster / Type:976.373-374	(66) (76) (76) (120) (121) (28)
	1523 A, 1524 A	10.04 -	LHD Lenkstockhebel zur 1. VA / Pitman Arm to 1st FA Radstand [mm] / Wheelbase [mm]:3260 Radstand [mm] / Wheelbase [mm]:3560 für Fzg. mit zul. Gesamtgewicht [t] / for vehicles with permissible total weight [t]:15 Baumuster / Type:970.372-373	(66) (76) (76) (121) (28)
	1524 AK, 6374 ccm	10.04 -	LHD Lenkstockhebel zur 1. VA / Pitman Arm to 1st FA Radstand [mm] / Wheelbase [mm]:3260 für Fzg. mit zul. Gesamtgewicht [t] / for vehicles with permissible total weight [t]:13,5 Baumuster / Type:972.362	(66) (76) (121) (28)
	1725 A	10.06 -	LHD Lenkstockhebel zur 1. VA / Pitman Arm to 1st FA Baumuster / Type:958.078	(66) (28)
	1522 A	10.04 -	LHD Lenkstockhebel zur 1. VA / Pitman Arm to 1st FA für Fzg. mit zul. Gesamtgewicht [t] / for vehicles with permissible total weight [t]:15 Baumuster / Type:970.373	(66) (121) (28)



MERCEDES-BENZ

ATEGO 1517 - 1728

4x4








 6	Spurstange / Rod Assembly Führungsstange / Guide Rod einseitig verstellbar / Adjustable on one side Länge [mm] / Length [mm]:1565 Konusmaß [mm] / Cone Size [mm]:30 Rohr-Ø [mm] / Pipe Ø [mm]:60 mit Zubehör / with accessories	(9) (46) (101) (69) (58) (80) (140)	23998 01 975 330 10 03 
1517 A 1518 A, 4249 ccm 1523 A, 6374 ccm	01.98 - 10.04 10.04 - 01.98 - 10.04	Achsausführung / Axle Version:731720, 733050 für Fzg. mit zul. Gesamtgewicht [t] / for vehicles with permissible total weight [t]:15 Baumuster / Type:970.373	(19) (121) (28)
1523 AK, 6374 ccm 1526 AK	01.98 - 10.04 10.04 -	Achsausführung / Axle Version:731720, 733050 für Fzg. mit zul. Gesamtgewicht [t] / for vehicles with permissible total weight [t]:15 Baumuster / Type:972.372	(19) (121) (28)
1522 AF 1525 AF 1526 AF 1528 AF 1529 AF	10.04 - 01.98 - 10.04 10.04 - 01.98 - 10.04 10.04 -	Achsausführung / Axle Version:731720, 733050 für Fzg. mit zul. Gesamtgewicht [t] / for vehicles with permissible total weight [t]:15 Baumuster / Type:976.373-374	(19) (121) (28)
1523 A, 1524 A	10.04 -	Achsausführung / Axle Version:731720, 733050 für Fzg. mit zul. Gesamtgewicht [t] / for vehicles with permissible total weight [t]:15 Baumuster / Type:970.372-373	(19) (121) (28)
1524 AK, 6374 ccm	10.04 -	Achsausführung / Axle Version:731720, 733050 für Fzg. mit zul. Gesamtgewicht [t] / for vehicles with permissible total weight [t]:13,5 Baumuster / Type:972.362	(19) (121) (28)
1517 AK 1518 AK 1522 AK 1528 AK 1529 AK	01.98 - 10.04 10.04 - 10.04 - 01.98 - 09.04 10.04 -	Achsausführung / Axle Version:733.050 für Fzg. mit zul. Gesamtgewicht [t] / for vehicles with permissible total weight [t]:15 Baumuster / Type:972.372	(19) (121) (28)
1725 A	10.06 -	Antriebsachse / Drive Axle Achslast [t] / Axle Load [t]:6,0 Achsausführung / Axle Version:733.050 für / for:AL3 Baumuster / Type:958.078	(25) (23) (19) (102) (28)
1522 A	10.04 -	Achsausführung / Axle Version:733.050 für Fzg. mit zul. Gesamtgewicht [t] / for vehicles with permissible total weight [t]:15 Baumuster / Type:970.373	(19) (121) (28)
1518 A, 5132 ccm 1521 A 1523 A, 5132 ccm 1524 A	04.13 - 04.13 - 04.13 - 04.13 -	 Achsausführung / Axle Version:731.721 Achslast [t] / Axle Load [t]:6,0 Antriebsachse / Drive Axle Trommelbremse / Drum Brake Baumuster / Type:967.037	(19) (23) (25) (86) (28)
1521 AK 1523 AK, 5132 ccm 1524 AK, 7698 ccm 1527 AK 1530 AK	04.13 - 04.13 - 04.13 - 04.13 - 04.13 -	 Achsausführung / Axle Version:731.721 Achslast [t] / Axle Load [t]:6,0 Antriebsachse / Drive Axle Trommelbremse / Drum Brake Baumuster / Type:967.237	(19) (23) (25) (86) (28)
1527 AF 1530 AF	04.13 - 04.13 -	 Achsausführung / Axle Version:731.721 Achslast [t] / Axle Load [t]:6,0 Antriebsachse / Drive Axle Trommelbremse / Drum Brake Baumuster / Type:967.637	(19) (23) (25) (86) (28)



MERCEDES-BENZ

ATEGO 1517 - 1728

4x4












	Spurstangenkopf / Tie Rod End Länge [mm] / Length [mm]:120 Gewindemaß / Thread Size:M30x1,5 mit Außengewinde / with external thread mit Rechtsgewinde / with right-hand thread Konusmaß [mm] / Cone Size [mm]:30 mit Zubehör / with accessories	(10) (69) (49) (131) (137) (58) (140)	11505 03 000 460 28 48 
	1518 A, 5132 ccm 04.13 - 1521 A 04.13 - 1523 A, 5132 ccm 04.13 - 1524 A 04.13 -	 für Schubstange / for push rod Lenkstockhebel zur 1. VA / Pitman Arm to 1st FA für Links-/Rechtslenker / for left-/right-hand traffic Antriebsachse / Drive Axle Baumuster / Type:967.037	(128) (66) (124) (25) (28)
	1521 AK 04.13 - 1523 AK, 5132 ccm 04.13 - 1524 AK, 7698 ccm 04.13 - 1527 AK 04.13 - 1530 AK 04.13 -	 für Schubstange / for push rod Lenkstockhebel zur 1. VA / Pitman Arm to 1st FA für Links-/Rechtslenker / for left-/right-hand traffic Antriebsachse / Drive Axle Baumuster / Type:967.237	(128) (66) (124) (25) (28)
	1527 AF 04.13 - 1530 AF 04.13 -	 für Schubstange / for push rod Lenkstockhebel zur 1. VA / Pitman Arm to 1st FA für Links-/Rechtslenker / for left-/right-hand traffic Antriebsachse / Drive Axle Baumuster / Type:967.637	(128) (66) (124) (25) (28)
Kugelkopf, Schaltgestänge Ball Head, gearshift linkage Länge [mm] / Length [mm]:55 Konusmaß [mm] / Cone Size [mm]:10 Aussengewinde [mm] / Outer Thread [mm]:M14x1,5 mit Rechtsgewinde / with right-hand thread	(3) (69) (58) (27) (137)	19465 01 000 996 70 45 	
1517 A 01.98 - 10.04 1517 AK 01.98 - 10.04 1518 A, 4249 ccm 10.04 - 1518 AK 10.04 - 1522 A 10.04 - 1522 AF 10.04 - 1522 AK 10.04 - 1523 A, 6374 ccm 01.98 - 10.04 1523 A, 1524 A 10.04 - 1523 AK, 6374 ccm 01.98 - 10.04 1524 AK, 6374 ccm 10.04 - 1525 AF 01.98 - 10.04 1526 AF 10.04 - 1526 AK 10.04 - 1528 AF 01.98 - 10.04 1528 AK 01.98 - 09.04 1529 AF 10.04 - 1529 AK 10.04 -			
Kugelkopf, Schaltgestänge Ball Head, gearshift linkage Länge [mm] / Length [mm]:55 Konusmaß [mm] / Cone Size [mm]:12 Aussengewinde [mm] / Outer Thread [mm]:M14x1,5 mit Rechtsgewinde / with right-hand thread	(3) (69) (58) (27) (137)	22721 01 000 268 59 89 	
1517 A 01.98 - 10.04 1517 AK 01.98 - 10.04 1518 A, 4249 ccm 10.04 - 1518 AK 10.04 - 1522 A 10.04 - 1522 AF 10.04 - 1522 AK 10.04 - 1523 A, 6374 ccm 01.98 - 10.04 1523 A, 1524 A 10.04 - 1523 AK, 6374 ccm 01.98 - 10.04 1525 AF 01.98 - 10.04 1526 AF 10.04 - 1526 AK 10.04 - 1528 AF 01.98 - 10.04 1528 AK 01.98 - 09.04 1529 AF 10.04 - 1529 AK 10.04 -			



MERCEDES-BENZ

ATEGO 1823 - 1929

4x2










 1	Lenkstange / Centre Rod Assembly Schubstange / Push Rod einseitig verstellbar / Adjustable on one side Länge [mm] / Length [mm]:905 Konusmaß [mm] / Cone Size [mm]:32 Rohr-Ø [mm] / Pipe Ø [mm]:38 mit Zubehör / with accessories	(6) (85) (101) (69) (58) (80) (140)	24316 01 002 460 54 05  11394 04	
	1823, 1823 L 1828, 1828 L	01.98 - 10.04 04.98 - 10.04		Lenkstockhebel zur 1. VA / Pitman Arm to 1st FA (66) Achslast VA ab [kg] / Axle Load FA from [kg]:7500 (20) Achslast VA bis [kg] / Axle Load FA to [kg]:7500 (21) Achslast VA ab [kg] / Axle Load FA from [kg]:9000 (20) Achslast VA bis [kg] / Axle Load FA to [kg]:9000 (21) Baumuster / Type:950.501-509 (28)
	1823 K 1828 K	04.98 - 10.04 04.98 - 10.04		Lenkstockhebel zur 1. VA / Pitman Arm to 1st FA (66) Achslast VA ab [kg] / Axle Load FA from [kg]:7500 (20) Achslast VA bis [kg] / Axle Load FA to [kg]:7500 (21) Achslast VA ab [kg] / Axle Load FA from [kg]:9000 (20) Achslast VA bis [kg] / Axle Load FA to [kg]:9000 (21) Radstand [mm] / Wheelbase [mm]:3600 (76) Radstand [mm] / Wheelbase [mm]:3900 (76) Baumuster / Type:952.502-503 (28)
 1	Lenkstange / Centre Rod Assembly Schubstange / Push Rod einseitig verstellbar / Adjustable on one side Länge [mm] / Length [mm]:893 Konusmaß [mm] / Cone Size [mm]:32 Rohr-Ø [mm] / Pipe Ø [mm]:38 mit Zubehör / with accessories	(6) (85) (101) (69) (58) (80) (140)	25361 01 002 460 62 05  11394 04	
	1823, 1823 L 1828, 1828 L	01.98 - 10.04 04.98 - 10.04		Lenkstockhebel zur 1. VA / Pitman Arm to 1st FA (66) Achslast [t] / Axle Load [t]:9 (23) Trommelbremse / Drum Brake (86) Baumuster / Type:950.501-509 (28)
	1823, 1823 L 1828, 1828 L	01.98 - 10.04 04.98 - 10.04		Lenkstockhebel zur 1. VA / Pitman Arm to 1st FA (66) Achslast [t] / Axle Load [t]:9 (23) Trommelbremse / Drum Brake (86) Baumuster / Type:950.531-539 (28)
	1823 K 1828 K	04.98 - 10.04 04.98 - 10.04		Lenkstockhebel zur 1. VA / Pitman Arm to 1st FA (66) Achslast [t] / Axle Load [t]:9 (23) Trommelbremse / Drum Brake (86) Radstand [mm] / Wheelbase [mm]:3600 (76) Radstand [mm] / Wheelbase [mm]:3900 (76) Baumuster / Type:952.502-503 (28)



MERCEDES-BENZ







ATEGO 1823 - 1929

4x2

1 Lenkstange / Centre Rod Assembly Schubstange / Push Rod einseitig verstellbar / Adjustable on one side Länge [mm] / Length [mm]:895 Konusmaß [mm] / Cone Size [mm]:28,6 Rohr-Ø [mm] / Pipe Ø [mm]:40 mit Zubehör / with accessories	(6)	25447 01 002 460 50 05  ↳ 27623 01
	(85)	
	(101)	
	(69)	
	(58)	
1823, 1823 L 01.98 - 10.04 1828, 1828 L 04.98 - 10.04	Lenkstockhebel zur 1. VA / Pitman Arm to 1st FA (66) Baumuster / Type:950.531-539 (28)	
1823, 1823 L 01.98 - 10.04 1828, 1828 L 04.98 - 10.04	 Lenkstockhebel zur 1. VA / Pitman Arm to 1st FA (66) 1.VA / 1st FA (15) Radstand [mm] / Wheelbase [mm]:4800 (76) Radstand [mm] / Wheelbase [mm]:5400 (76) Radstand [mm] / Wheelbase [mm]:5700 (76) Baumuster / Type:950.544/546-547 (28) Fahrgestellhöhe niedrig 868 mm / height of chassis low 868 mm (44)	
1823 LS 04.98 - 10.04 1828 LS 04.98 - 10.04	 Lenkstockhebel zur 1. VA / Pitman Arm to 1st FA (66) 1.VA / 1st FA (15) Radstand [mm] / Wheelbase [mm]:3600 (76) Baumuster / Type:954.532 (28)	
1823 K 04.98 - 10.04 1828 K 04.98 - 10.04	 Lenkstockhebel zur 1. VA / Pitman Arm to 1st FA (66) Radstand [mm] / Wheelbase [mm]:3600 (76) Radstand [mm] / Wheelbase [mm]:3900 (76) Baumuster / Type:952.502-503 (28)	
1 Lenkstange / Centre Rod Assembly Schubstange / Push Rod einseitig verstellbar / Adjustable on one side Länge [mm] / Length [mm]:895 Konusmaß [mm] / Cone Size [mm]:28,6 Rohr-Ø [mm] / Pipe Ø [mm]:36 mit Zubehör / with accessories mit Sicherungsmutter / with lock nut	(6)	25721 01 002 460 46 05  ↳ 23077 01
	(85)	
	(101)	
	(69)	
	(58)	
	(80)	
	(140)	
1823, 1823 L 01.98 - 10.04	Lenkstockhebel zur 1. VA / Pitman Arm to 1st FA (66) Trommelbremse / Drum Brake (86) Baumuster / Type:950.531-539 (28)	
1823, 1823 L 01.98 - 10.04	 Lenkstockhebel zur 1. VA / Pitman Arm to 1st FA (66) Trommelbremse / Drum Brake (86) Baumuster / Type:950.501-509 (28)	
1823 LS 04.98 - 10.04 1828 LS 04.98 - 10.04	Lenkstockhebel zur 1. VA / Pitman Arm to 1st FA (66) Trommelbremse / Drum Brake (86) Radstand [mm] / Wheelbase [mm]:3600 (76) Baumuster / Type:954.532 (28)	
1823 K 04.98 - 10.04 1828 K 04.98 - 10.04	 Lenkstockhebel zur 1. VA / Pitman Arm to 1st FA (66) Trommelbremse / Drum Brake (86) Radstand [mm] / Wheelbase [mm]:3600 (76) Radstand [mm] / Wheelbase [mm]:3900 (76) Baumuster / Type:952.502-503 (28)	
1828, 1828 L 04.98 - 10.04	Lenkstockhebel zur 1. VA / Pitman Arm to 1st FA (66) Trommelbremse / Drum Brake (86) Baumuster / Type:950.531-539 (28)	
1828, 1828 L 04.98 - 10.04	 Lenkstockhebel zur 1. VA / Pitman Arm to 1st FA (66) Trommelbremse / Drum Brake (86) Baumuster / Type:950.501-508 (28)	
1 Lenkstange / Centre Rod Assembly Schubstange / Push Rod einseitig verstellbar / Adjustable on one side Länge [mm] / Length [mm]:894 Rohr-Ø [mm] / Pipe Ø [mm]:50 Konusmaß [mm] / Cone Size [mm]:30 mit Zubehör / with accessories	(6)	25821 01 974 460 12 05  ↳ 11505 03
	(85)	
	(101)	
	(69)	
	(80)	
	(58)	
1923 L 04.98 - 10.04 1924 L 10.04 - 1926 L 10.04 - 1928 L 04.98 - 10.04 1929 L 10.04 -	LHD Lenkstockhebel zur 1. VA / Pitman Arm to 1st FA (66) Achslast [kg] / Axle Load [kg]:6, 1 (22) für / for:LS 6 (102) Baumuster / Type:970.665/663/667 (28)	








MERCEDES-BENZ

ATEGO 1823 - 1929		4x2	
1 Lenkstange / Centre Rod Assembly Schubstange / Push Rod einseitig verstellbar / Adjustable on one side Länge [mm] / Length [mm]:894 Konusmaß [mm] / Cone Size [mm]:30 Rohr-Ø [mm] / Pipe Ø [mm]:50 mit Zubehör / with accessories	(6)	 26024 01 974 460 11 05 ▲ 11505 03	
	(85)		
	(101)		
	(69)		
	(58)		
1923 L	04.98 - 10.04		
1924 L	10.04 -	RHD	
1926 L	10.04 -	Lenkstockhebel zur 1. VA / Pitman Arm to 1st FA	(66)
1928 L	04.98 - 10.04	Achslast [kg] / Axle Load [kg]:6, 1	(22)
1929 L	10.04 -	für / for:LS 6	(102)
		Baumuster / Type:970.665/663/667	(28)
1 Lenkstange / Centre Rod Assembly Schubstange / Push Rod einseitig verstellbar / Adjustable on one side Länge [mm] / Length [mm]:886 Konusmaß [mm] / Cone Size [mm]:30 Rohr-Ø [mm] / Pipe Ø [mm]:38 mit Zubehör / with accessories mit Sicherungsmutter / with lock nut	(6)	 31150 01 003 460 44 05 ▲ 11505 03	
	(85)		
	(101)		
	(69)		
	(58)		
1823, 1823 L	01.98 - 10.04	Lenkstockhebel zur 1. VA / Pitman Arm to 1st FA	(66)
1828, 1828 L	04.98 - 10.04	Achslast [t] / Axle Load [t]:9	(23)
		Scheibenbremse / Disc Brake	(83)
		Baumuster / Type:950.531-539	(28)
1823, 1823 L	01.98 - 10.04		
1828, 1828 L	04.98 - 10.04	Lenkstockhebel zur 1. VA / Pitman Arm to 1st FA	(66)
		Achslast [t] / Axle Load [t]:9	(23)
		Scheibenbremse / Disc Brake	(83)
		Baumuster / Type:950.501-509	(28)
1823 LS	04.98 - 10.04	Lenkstockhebel zur 1. VA / Pitman Arm to 1st FA	(66)
1828 LS	04.98 - 10.04	Achslast [t] / Axle Load [t]:9	(23)
		Scheibenbremse / Disc Brake	(83)
		Radstand [mm] / Wheelbase [mm]:3600	(76)
		Baumuster / Type:954.532	(28)
1823 K	04.98 - 10.04		
1828 K	04.98 - 10.04	Lenkstockhebel zur 1. VA / Pitman Arm to 1st FA	(66)
		Achslast [t] / Axle Load [t]:9	(23)
		Scheibenbremse / Disc Brake	(83)
		Radstand [mm] / Wheelbase [mm]:3600	(76)
		Radstand [mm] / Wheelbase [mm]:3900	(76)
		Baumuster / Type:952.502-503	(28)
1 Lenkstange / Centre Rod Assembly Schubstange / Push Rod einseitig verstellbar / Adjustable on one side Länge [mm] / Length [mm]:916 Konusmaß [mm] / Cone Size [mm]:28,6 Rohr-Ø [mm] / Pipe Ø [mm]:36 mit Zubehör / with accessories mit Sicherungsmutter / with lock nut	(6)	 36723 01 003 460 51 05 ▲ 23077 01	
	(85)		
	(101)		
	(69)		
	(58)		
1823, 1823 L	01.98 - 10.04	Lenkstockhebel zur 1. VA / Pitman Arm to 1st FA	(66)
1828, 1828 L	04.98 - 10.04	Trommelbremse / Drum Brake	(86)
		Achsausführung / Axle Version:VL 4/55D-7,5, VL 4/56D-7,5	(19)
		Achslast [t] / Axle Load [t]:7,5	(23)
		Baumuster / Type:950.501-509	(28)
1823 K	04.98 - 10.04	Lenkstockhebel zur 1. VA / Pitman Arm to 1st FA	(66)
1828 K	04.98 - 10.04	Trommelbremse / Drum Brake	(86)
		Achsausführung / Axle Version:VL 4/55D-7,5, VL 4/56D-7,5	(19)
		Achslast [t] / Axle Load [t]:7,5	(23)
		Baumuster / Type:952.502-503	(28)
6 Spurstange / Rod Assembly Führungsstange / Guide Rod beidseitig verstellbar / Adjustable on both sides Länge [mm] / Length [mm]:1565 Konusmaß [mm] / Cone Size [mm]:32 Rohr-Ø [mm] / Pipe Ø [mm]:50 mit Zubehör / with accessories	(9)	 22807 01 942 330 09 03 ▲ 11394 04 ▲ 12280 04	
	(46)		
	(100)		
	(69)		
	(58)		
1823, 1823 L	01.98 - 10.04	Achsausführung / Axle Version:739544	(19)
		ab Achsnummer / from Axle Number:544049	(93)
		Baumuster / Type:950.507-509/531-539/501-506	(28)
1828, 1828 L	04.98 - 10.04	Achsausführung / Axle Version:739544	(19)
		ab Achsnummer / from Axle Number:544049	(93)
		Baumuster / Type:950.507-508/531-538/501-506	(28)



MERCEDES-BENZ















ATEGO 1823 - 1929		4x2	
6 Spurstange / Rod Assembly Führungsstange / Guide Rod beidseitig verstellbar / Adjustable on both sides Länge [mm] / Length [mm]:1605 Konusmaß [mm] / Cone Size [mm]:30 Rohr-Ø [mm] / Pipe Ø [mm]:40 mit Zubehör / with accessories	(9)	23996 01 975 330 02 03  ▲ 11505 03 ▲ 11492 03	
	(46)		
	(100)		
	(69)		
	(58)		
1923 L	04.98 - 10.04	Achsausführung / Axle Version:730.026	(19)
1924 L	10.04 -	Achslast [t] / Axle Load [t]:5,3	(23)
1926 L	10.04 -	für / for:LKN-S	(102)
1928 L	04.98 - 10.04	Baumuster / Type:970.665/663/667	(28)
1929 L	10.04 -		
6 Spurstange / Rod Assembly Führungsstange / Guide Rod beidseitig verstellbar / Adjustable on both sides Länge [mm] / Length [mm]:1664 Rohr-Ø [mm] / Pipe Ø [mm]:50 Konusmaß [mm] / Cone Size [mm]:32 mit Zubehör / with accessories	(9)	30478 01 942 330 03 03  ▲ 11394 04 ▲ 12280 04	
	(46)		
	(100)		
	(69)		
	(80)		
1823, 1823 L	01.98 - 10.04	Achsausführung / Axle Version:739543 Baumuster / Type:950.501-509	(19) (28)
1823 K	04.98 - 10.04	Achsausführung / Axle Version:739543	(19)
1828 K	04.98 - 10.04	Baumuster / Type:952.502-503	(28)
1828, 1828 L	04.98 - 10.04	Achsausführung / Axle Version:739543 Baumuster / Type:950.501-508	(19) (28)
6 Spurstange / Rod Assembly Führungsstange / Guide Rod einseitig verstellbar / Adjustable on one side Länge [mm] / Length [mm]:1735 Konusmaß [mm] / Cone Size [mm]:32 Rohr-Ø [mm] / Pipe Ø [mm]:62 mit Zubehör / with accessories mit Kronenmutter / with crown nut	(9)	37329 01 945 330 00 03  ▲ 24445 01 37235 01	
	(46)		
	(101)		
	(69)		
	(58)		
1823, 1823 L	01.98 - 10.04	Achsausführung / Axle Version:739520	(19)
1828, 1828 L	04.98 - 10.04	Baumuster / Type:950.544/546-547	(28)
6 Spurstange / Rod Assembly Führungsstange / Guide Rod einseitig verstellbar / Adjustable on one side Länge [mm] / Length [mm]:1687 Konusmaß [mm] / Cone Size [mm]:32 Rohr-Ø [mm] / Pipe Ø [mm]:52 mit Zubehör / with accessories mit Kronenmutter / with crown nut	(9)	37331 01 949 330 16 03  ▲ 30737 01 37235 01	
	(46)		
	(101)		
	(69)		
	(58)		
1823, 1823 L	01.98 - 10.04	Achsausführung / Axle Version:739541	(19)
1828, 1828 L	04.98 - 10.04	Baumuster / Type:950.501-509	(28)
1823 LS	04.98 - 10.04	Achsausführung / Axle Version:739541	(19)
1828 LS	04.98 - 10.04	Baumuster / Type:954.532	(28)
1823 K	04.98 - 10.04	Achsausführung / Axle Version:739541	(19)
1828 K	04.98 - 10.04	Baumuster / Type:952.502-503	(28)
6 Spurstange / Rod Assembly Führungsstange / Guide Rod einseitig verstellbar / Adjustable on one side Länge [mm] / Length [mm]:1735 Konusmaß [mm] / Cone Size [mm]:32 Rohr-Ø [mm] / Pipe Ø [mm]:52 mit Zubehör / with accessories mit Kronenmutter / with crown nut	(9)	37332 01 942 330 00 03  ▲ 30737 01 37235 01	
	(46)		
	(101)		
	(69)		
	(58)		
1823, 1823 L	01.98 - 10.04	Achsausführung / Axle Version:739510, 739550 Baumuster / Type:950.507-509/531-539/501-505	(19) (28)
1823 LS	04.98 - 10.04	Achsausführung / Axle Version:739550 Baumuster / Type:954.532	(19) (28)
1823 K	04.98 - 10.04	Achsausführung / Axle Version:739510, 739550	(19)
1828 K	04.98 - 10.04	Baumuster / Type:952.502-503	(28)
1828, 1828 L	04.98 - 10.04	Achsausführung / Axle Version:739510, 739550 Baumuster / Type:952.562-563	(19) (28)
1828 LS	04.98 - 10.04	Achsausführung / Axle Version:739550 Baumuster / Type:950.501-508/531-538	(19) (28)



MERCEDES-BENZ

ATEGO 1823 - 1929

4x2

 12	Lenker, Radaufhängung / Track Control Arm Längslenker / Trailing Arm Länge [mm] / Length [mm]:754 Lochabstand 1/Lochabstand 2 / Hole Pitch 1/ Hole Pitch 2:100 Bohrung-Ø 1 / Bohrung-Ø 2 [mm] / Bore Ø 1 / Bore Ø 2 [mm]:17/17 Bohrung-Ø [mm] / Bore Ø [mm]:24,2 Lochanzahl / Number of Holes:3 Rohr-Ø [mm] / Pipe Ø [mm]:40 Molekularlager / Molecular Bearing	(5) (70) (69) (67) (30) (33) (68) (80) (71)	22053 01 941 330 00 11 © 22090 01	
	1823, 1823 L	01.98 - 10.04	 1.VA / 1st FA (15) Radstand [mm] / Wheelbase [mm]:4800 (76) Radstand [mm] / Wheelbase [mm]:5400 (76) Radstand [mm] / Wheelbase [mm]:5700 (76) Baumuster / Type:950.544/546-547 (28) Fahrgestellhöhe niedrig 868 mm / height of chassis low 868 mm (44)	
	1823, 1823 L	01.98 - 10.04	 1.VA / 1st FA (15) Baumuster / Type:950.531-539 (28)	
	1823 LS 1828 LS	04.98 - 10.04 04.98 - 10.04	 1.VA / 1st FA (15) Radstand [mm] / Wheelbase [mm]:3600 (76) Baumuster / Type:954.532 (28)	
	1828, 1828 L	04.98 - 10.04	 1.VA / 1st FA (15) Baumuster / Type:950.531-538 (28)	
	1828, 1828 L	04.98 - 10.04	 1.VA / 1st FA (15) Radstand [mm] / Wheelbase [mm]:4800 (76) Radstand [mm] / Wheelbase [mm]:5400 (76) Radstand [mm] / Wheelbase [mm]:5700 (76) Baumuster / Type:950.544/546-547 (28) Fahrgestellhöhe niedrig 868 mm / height of chassis low 868 mm (44)	
 19	Lenker, Radaufhängung / Track Control Arm Querlenker / Control Arm Länge [mm] / Length [mm]:845 Rohr-Ø [mm] / Pipe Ø [mm]:62 Bohrung-Ø 1 / Bohrung-Ø 2 [mm] / Bore Ø 1 / Bore Ø 2 [mm]:17/17 Lochabstand 1/Lochabstand 2 / Hole Pitch 1/ Hole Pitch 2:100/100 Molekularlager / Molecular Bearing	(5) (75) (69) (80) (30) (67) (71)	22092 01 941 330 00 07 © 22090 01	
	1823, 1823 L	01.98 - 10.04	 Baumuster / Type:950.531-539 (28)	
	1823, 1823 L	01.98 - 10.04	 1.VA / 1st FA (15) Radstand [mm] / Wheelbase [mm]:4800 (76) Radstand [mm] / Wheelbase [mm]:5400 (76) Radstand [mm] / Wheelbase [mm]:5700 (76) Baumuster / Type:950.544/546-547 (28) Fahrgestellhöhe niedrig 868 mm / height of chassis low 868 mm (44)	
	1823 LS 1828 LS	04.98 - 10.04 04.98 - 10.04	 1.VA / 1st FA (15) Radstand [mm] / Wheelbase [mm]:3600 (76) Baumuster / Type:954.532 (28)	
	1828, 1828 L	04.98 - 10.04	 1.VA / 1st FA (15) Baumuster / Type:950.531-538 (28)	
	1828, 1828 L	04.98 - 10.04	 1.VA / 1st FA (15) Radstand [mm] / Wheelbase [mm]:4800 (76) Radstand [mm] / Wheelbase [mm]:5400 (76) Radstand [mm] / Wheelbase [mm]:5700 (76) Baumuster / Type:950.544/546-547 (28) Fahrgestellhöhe niedrig 868 mm / height of chassis low 868 mm (44)	













Pos



Ref.



MERCEDES-BENZ




ATEGO 1823 - 1929		4x2		
 5	Spurstangenkopf / Tie Rod End am Lenkzylinder / at steering cylinder Länge [mm] / Length [mm]:95 Konusmaß [mm] / Cone Size [mm]:30 Gewindemaß / Thread Size:M26x1,5 mit Rechtsgewinde / with right-hand thread Innengewinde / Inner Thread		(10) (95) (69) (58) (49) (137) (54)	19537 01 002 460 09 48 
	1923 L	04.98 - 10.04	Schleppachse / Tag Axle Baumuster / Type:970.663/665/667	(84)
	1924 L	10.04 -		(28)
	1926 L	10.04 -		
	1928 L	04.98 - 10.04		
1929 L	10.04 -			
 8	Lenker, Radaufhängung / Track Control Arm Dreieckslenker (Nfz) / Wishbone (CV) Länge [mm] / Length [mm]:622 Rohr-Ø [mm] / Pipe Ø [mm]:46 Bohrung-Ø 1 / Bohrung-Ø 2 [mm] / Bore Ø 1 / Bore Ø 2 [mm]:25/25/25 Lochabstand 1/Lochabstand 2 / Hole Pitch 1/ Hole Pitch 2:152/130/130 Molekularlager / Molecular Bearing		(5) (38) (69) (80) (30) (67) (71)	21168 01 942 350 15 05 © 30587 01 © 30589 01 
	1823, 1823 L	01.98 - 10.04	 1.HA / 1st RA Radstand von [mm] / Wheelbase from [mm]:3900 Radstand bis [mm] / Wheelbase to [mm]:6300 Baumuster / Type:950.531-539	(14) (78) (77) (28)
	1823, 1823 L	01.98 - 10.04	 1.HA / 1st RA Radstand [mm] / Wheelbase [mm]:4800 Radstand [mm] / Wheelbase [mm]:5400 Radstand [mm] / Wheelbase [mm]:5700 Baumuster / Type:950.544/546-547 Fahrgestellhöhe niedrig 868 mm / height of chassis low 868 mm	(14) (76) (76) (76) (28) (44)
	1823 LS 1828 LS	04.98 - 10.04 04.98 - 10.04	 1.HA / 1st RA Radstand [mm] / Wheelbase [mm]:3600 Baumuster / Type:954.532	(14) (76) (28)
	1828, 1828 L	04.98 - 10.04	 1.HA / 1st RA Radstand [mm] / Wheelbase [mm]:4800 Radstand [mm] / Wheelbase [mm]:5400 Radstand [mm] / Wheelbase [mm]:5700 Baumuster / Type:950.544/546-547 Fahrgestellhöhe niedrig 868 mm / height of chassis low 868 mm	(14) (76) (76) (76) (28) (44)
	1828, 1828 L	04.98 - 10.04	 1.HA / 1st RA Radstand von [mm] / Wheelbase from [mm]:3900 Radstand bis [mm] / Wheelbase to [mm]:6000 Baumuster / Type:950.531-538	(14) (78) (77) (28)
 8	Lenker, Radaufhängung / Track Control Arm Dreieckslenker (Nfz) / Wishbone (CV) Länge [mm] / Length [mm]:761,7 Rohr-Ø [mm] / Pipe Ø [mm]:46 Bohrung-Ø 1 / Bohrung-Ø 2 [mm] / Bore Ø 1 / Bore Ø 2 [mm]:23/23/25 Lochabstand 1/Lochabstand 2 / Hole Pitch 1/ Hole Pitch 2:130/130/152 Molekularlager / Molecular Bearing		(5) (38) (69) (80) (30) (67) (71)	29652 01 974 350 05 05 © 30586 01 © 23841 01 
	1923 L	04.98 - 10.04	 Baumuster / Type:970.665/663/667	(28)
	1924 L	10.04 -		
	1926 L	10.04 -		
	1928 L	04.98 - 10.04		
1929 L	10.04 -			



MERCEDES-BENZ

ATEGO 1823 - 1929

4x2

 8	Lenker, Radaufhängung / Track Control Arm		(5)	31887 01 942 350 12 05 © 30588 01 
	Dreieckslenker (Nfz) / Wishbone (CV)		(38)	
Länge [mm] / Length [mm]:622			(69)	
Rohr-Ø [mm] / Pipe Ø [mm]:46			(80)	
Bohrung-Ø 1 / Bohrung-Ø 2 [mm] / Bore Ø 1 / Bore Ø 2 [mm]:25/23/23			(30)	
Lochabstand 1/Lochabstand 2 / Hole Pitch 1/ Hole Pitch 2:152/130/130			(67)	
Molekularlager / Molecular Bearing			(71)	
1823 LS	04.98 - 10.04			
1828 LS	04.98 - 10.04			
Radstand [mm] / Wheelbase [mm]:3300			(76)	
Baumuster / Type:954.532			(28)	



MERCEDES-BENZ









ATEGO 1823 - 1929		4x4				
1 Lenkstange / Centre Rod Assembly Schubstange / Push Rod einseitig verstellbar / Adjustable on one side Länge [mm] / Length [mm]:905 Konusmaß [mm] / Cone Size [mm]:32 Rohr-Ø [mm] / Pipe Ø [mm]:38 mit Zubehör / with accessories		(6)	24316 01 002 460 54 05 			
	1823 AK 1828 AK	04.98 - 10.04 04.98 - 10.04		(85) (101) (69) (58) (80) (140)		Achslast VA ab [kg] / Axle Load FA from [kg]:7500 (66) Achslast VA bis [kg] / Axle Load FA to [kg]:7500 (20) Achslast VA ab [kg] / Axle Load FA from [kg]:9000 (21) Achslast VA bis [kg] / Axle Load FA to [kg]:9000 (20) Radstand [mm] / Wheelbase [mm]:3600 (21) Radstand [mm] / Wheelbase [mm]:3900 (76) Baumuster / Type:952.562-563 (28)
	1828 A	04.98 - 10.04				Achslast VA ab [kg] / Axle Load FA from [kg]:7500 (66) Achslast VA bis [kg] / Axle Load FA to [kg]:7500 (20) Achslast VA ab [kg] / Axle Load FA from [kg]:9000 (21) Achslast VA bis [kg] / Axle Load FA to [kg]:9000 (20) Radstand [mm] / Wheelbase [mm]:4200 (21) Radstand [mm] / Wheelbase [mm]:4500 (76) Baumuster / Type:950.562-563 (28)
1 Lenkstange / Centre Rod Assembly Schubstange / Push Rod einseitig verstellbar / Adjustable on one side Länge [mm] / Length [mm]:893 Konusmaß [mm] / Cone Size [mm]:32 Rohr-Ø [mm] / Pipe Ø [mm]:38 mit Zubehör / with accessories		(6)	25361 01 002 460 62 05 			
	1823 AK 1828 AK	04.98 - 10.04 04.98 - 10.04		(85) (101) (69) (58) (80) (140)		Achslast [t] / Axle Load [t]:9 (66) Trommelbremse / Drum Brake (23) Radstand [mm] / Wheelbase [mm]:3600 (86) Radstand [mm] / Wheelbase [mm]:3900 (76) Baumuster / Type:952.562-563 (28)
	1828 A	04.98 - 10.04				Achslast [t] / Axle Load [t]:9 (66) Trommelbremse / Drum Brake (23) Radstand [mm] / Wheelbase [mm]:3600 (86) Radstand [mm] / Wheelbase [mm]:3900 (76) Baumuster / Type:950.562-563 (28)
1 Lenkstange / Centre Rod Assembly Schubstange / Push Rod einseitig verstellbar / Adjustable on one side Länge [mm] / Length [mm]:885 Konusmaß [mm] / Cone Size [mm]:30 Konusmaß [mm] / Cone Size [mm]:32 Rohr-Ø [mm] / Pipe Ø [mm]:38 mit Zubehör / with accessories		(6)	27954 01 002 460 51 05 			
	1823 AK 1828 AK	04.98 - 10.04 04.98 - 10.04		(85) (101) (69) (58) (58) (80) (140)		Trommelbremse / Drum Brake (66) Achslast [t] / Axle Load [t]:7,5 (86) Achslast [t] / Axle Load [t]:9 (23) Radstand [mm] / Wheelbase [mm]:3600 (23) Radstand [mm] / Wheelbase [mm]:3900 (76) Baumuster / Type:952.562-563 (76) (28)



MERCEDES-BENZ

ATEGO 1823 - 1929

4x4

 6	Spurstange / Rod Assembly Führungsstange / Guide Rod einseitig verstellbar / Adjustable on one side Länge [mm] / Length [mm]:1438 Konusmaß [mm] / Cone Size [mm]:30 Rohr-Ø [mm] / Pipe Ø [mm]:58 mit Zubehör / with accessories	(9)	19721 01 346 330 48 03  11505 03	
		(46)		Achsausführung / Axle Version:730100 (19)
		(101)		Radstand [mm] / Wheelbase [mm]:3600 (76)
		(69)		Radstand [mm] / Wheelbase [mm]:3900 (76)
1823 AK	04.98 - 10.04	(58)	Baumuster / Type:952.562-563 (28)	
1828 AK	04.98 - 10.04	(80)	Fahrzeugbreite 2300 mm / vehicle width 2300 mm (45)	
1828 A	04.98 - 10.04	(140)	Achsausführung / Axle Version:730100 (19)	
			Radstand [mm] / Wheelbase [mm]:4500 (76)	
			Baumuster / Type:950.562-563 (28)	
			Fahrzeugbreite 2300 mm / vehicle width 2300 mm (45)	
 6	Spurstange / Rod Assembly Führungsstange / Guide Rod einseitig verstellbar / Adjustable on one side Länge [mm] / Length [mm]:1588 Konusmaß [mm] / Cone Size [mm]:38 Rohr-Ø [mm] / Pipe Ø [mm]:60 mit Zubehör / with accessories	(9)	20430 01 625 330 12 03  19615 01	
		(46)		Achsausführung / Axle Version:730101, 730109, 730115 (19)
		(101)		Achslast [t] / Axle Load [t]:9 (23)
		(69)		Baumuster / Type:952.562-563 (28)
1823 AK	04.98 - 10.04	(58)	Achsausführung / Axle Version:730101, 730109, 730115 (19)	
1828 AK	04.98 - 10.04	(80)	Achslast [t] / Axle Load [t]:9 (23)	
1828 A	04.98 - 10.04	(140)	Baumuster / Type:950.562-563 (28)	
 6	Spurstange / Rod Assembly Führungsstange / Guide Rod einseitig verstellbar / Adjustable on one side Länge [mm] / Length [mm]:1588 Konusmaß [mm] / Cone Size [mm]:30 Rohr-Ø [mm] / Pipe Ø [mm]:58 mit Zubehör / with accessories	(9)	23997 01 944 330 17 03  11505 03	
		(46)		Achsausführung / Axle Version:730100, 730108 (19)
		(101)		Baumuster / Type:952.562-563 (28)
		(69)		Achsausführung / Axle Version:730100, 730108 (19)
1823 AK	04.98 - 10.04	(58)	Baumuster / Type:950.562-563 (28)	
1828 AK	04.98 - 10.04	(80)		
1828 A	04.98 - 10.04	(140)		
 6	Spurstange / Rod Assembly Führungsstange / Guide Rod einseitig verstellbar / Adjustable on one side Länge [mm] / Length [mm]:1588 Konusmaß [mm] / Cone Size [mm]:30 Rohr-Ø [mm] / Pipe Ø [mm]:60 mit Zubehör / with accessories	(9)	24315 01 944 330 05 03  23775 01	
		(46)		Achsausführung / Axle Version:730100, 730108 (19)
		(101)		Baumuster / Type:952.562-563 (28)
		(69)		Achsausführung / Axle Version:730100, 730108 (19)
1823 AK	04.98 - 10.04	(58)	Baumuster / Type:950.562-563 (28)	
1828 AK	04.98 - 10.04	(80)		
1828 A	04.98 - 10.04	(140)		

Pos



Ref.



MERCEDES-BENZ

ATEGO 1823 - 1929		6x2	
1	Lenkstange / Centre Rod Assembly	(6) (85) (101)	25821 01 974 460 12 05
	Schubstange / Push Rod einseitig verstellbar / Adjustable on one side Länge [mm] / Length [mm]:894 Rohr-Ø [mm] / Pipe Ø [mm]:50 Konusmaß [mm] / Cone Size [mm]:30 mit Zubehör / with accessories		11505 03
	1923 L 1928 L	- 12.01 - 12.01	LHD Lenkstockhebel zur 1. VA / Pitman Arm to 1st FA (66) Achslast [kg] / Axle Load [kg]:6,1 (22) für / for:LS 6 (102) Baumuster / Type:970.665/663/667 (28)
1	Lenkstange / Centre Rod Assembly	(6) (85) (101)	26024 01 974 460 11 05
	Schubstange / Push Rod einseitig verstellbar / Adjustable on one side Länge [mm] / Length [mm]:894 Konusmaß [mm] / Cone Size [mm]:30 Rohr-Ø [mm] / Pipe Ø [mm]:50 mit Zubehör / with accessories		11505 03
	1923 L 1928 L	- 12.01 - 12.01	RHD Lenkstockhebel zur 1. VA / Pitman Arm to 1st FA (66) Achslast [kg] / Axle Load [kg]:6,1 (22) für / for:LS 6 (102) Baumuster / Type:970.665/663/667 (28)
6	Spurstange / Rod Assembly	(9) (46) (100)	23953 01 975 330 09 03
	Führungsstange / Guide Rod beidseitig verstellbar / Adjustable on both sides Länge [mm] / Length [mm]:1560 Konusmaß [mm] / Cone Size [mm]:30 Rohr-Ø [mm] / Pipe Ø [mm]:40 mit Zubehör / with accessories		11505 03 11492 03
	1923 L 1928 L	- 12.01 - 12.01	Achsausführung / Axle Version:730026 (19) Baumuster / Type:970.663/665/667 (28)
6	Spurstange / Rod Assembly	(9) (46) (100)	23996 01 975 330 02 03
	Führungsstange / Guide Rod beidseitig verstellbar / Adjustable on both sides Länge [mm] / Length [mm]:1605 Konusmaß [mm] / Cone Size [mm]:30 Rohr-Ø [mm] / Pipe Ø [mm]:40 mit Zubehör / with accessories		11505 03 11492 03
	1923 L 1928 L	- 12.01 - 12.01	Achsausführung / Axle Version:730026 (19) Baumuster / Type:970.663/665/667 (28)
5	Spurstangenkopf / Tie Rod End	(10) (95)	19537 01 002 460 09 48
	am Lenkzylinder / at steering cylinder Länge [mm] / Length [mm]:95 Konusmaß [mm] / Cone Size [mm]:30 Gewindemaß / Thread Size:M26x1,5 mit Rechtsgewinde / with right-hand thread Innengewinde / Inner Thread		
	1923 L 1928 L	- 12.01 - 12.01	Schleppachse / Tag Axle (84) Baumuster / Type:970.663/665/667 (28)
8	Lenker, Radaufhängung / Track Control Arm	(5) (38) (69)	29652 01 974 350 05 05
	Dreieckslenker (Nfz) / Wishbone (CV) Länge [mm] / Length [mm]:761,7 Rohr-Ø [mm] / Pipe Ø [mm]:46 Bohrung-Ø 1 / Bohrung-Ø 2 [mm] / Bore Ø 1 / Bore Ø 2 [mm]:23/23/25 Lochabstand 1/Lochabstand 2 / Hole Pitch 1/ Hole Pitch 2:130/130/152 Molekularlager / Molecular Bearing		30586 01 23841 01
	1923 L 1928 L	- 12.01 - 12.01	Baumuster / Type:970.665/663/667 (28)



MERCEDES-BENZ












ATEGO 1823 - 1929

6x2/4

1	Lenkstange / Centre Rod Assembly Schubstange / Push Rod einseitig verstellbar / Adjustable on one side Länge [mm] / Length [mm]:894 Rohr-Ø [mm] / Pipe Ø [mm]:50 Konusmaß [mm] / Cone Size [mm]:30 mit Zubehör / with accessories	(6) (85) (101) (69) (80) (58) (140)	25821 01 974 460 12 05 11505 03
	1924 L 10.04 - 1926 L 10.04 - 1929 L 10.04 -	LHD Lenkstockhebel zur 1. VA / Pitman Arm to 1st FA Achslast [kg] / Axle Load [kg]:6,1 für / for:LS 6 Baumuster / Type:970.665/663/667	(66) (22) (102) (28)
1	Lenkstange / Centre Rod Assembly Schubstange / Push Rod einseitig verstellbar / Adjustable on one side Länge [mm] / Length [mm]:894 Konusmaß [mm] / Cone Size [mm]:30 Rohr-Ø [mm] / Pipe Ø [mm]:50 mit Zubehör / with accessories	(6) (85) (101) (69) (58) (80) (140)	26024 01 974 460 11 05 11505 03
	1924 L 10.04 - 1926 L 10.04 - 1929 L 10.04 -	RHD Lenkstockhebel zur 1. VA / Pitman Arm to 1st FA Achslast [kg] / Axle Load [kg]:6,1 für / for:LS 6 Baumuster / Type:970.665/663/667	(66) (22) (102) (28)
6	Spurstange / Rod Assembly Führungsstange / Guide Rod beidseitig verstellbar / Adjustable on both sides Länge [mm] / Length [mm]:1560 Konusmaß [mm] / Cone Size [mm]:30 Rohr-Ø [mm] / Pipe Ø [mm]:40 mit Zubehör / with accessories	(9) (46) (100) (69) (58) (80) (140)	23953 01 975 330 09 03 11505 03 11492 03
	1924 L 10.04 - 1926 L 10.04 - 1929 L 10.04 -	Achsausführung / Axle Version:730.026 Achslast [t] / Axle Load [t]:5,3 Baumuster / Type:970.663/665/667	(19) (23) (28)
6	Spurstange / Rod Assembly Führungsstange / Guide Rod beidseitig verstellbar / Adjustable on both sides Länge [mm] / Length [mm]:1605 Konusmaß [mm] / Cone Size [mm]:30 Rohr-Ø [mm] / Pipe Ø [mm]:40 mit Zubehör / with accessories	(9) (46) (100) (69) (58) (80) (140)	23996 01 975 330 02 03 11505 03 11492 03
	1924 L 10.04 - 1926 L 10.04 - 1929 L 10.04 -	Achsausführung / Axle Version:730.026 Achslast [t] / Axle Load [t]:5,3 für / for:LKN-S Baumuster / Type:970.665/663/667	(19) (23) (102) (28)
5	Spurstangenkopf / Tie Rod End am Lenkzylinder / at steering cylinder Länge [mm] / Length [mm]:95 Konusmaß [mm] / Cone Size [mm]:30 Gewindemaß / Thread Size:M26x1,5 mit Rechtsgewinde / with right-hand thread Innengewinde / Inner Thread	(10) (95) (69) (58) (49) (137) (54)	19537 01 002 460 09 48
	1924 L 10.04 - 1926 L 10.04 - 1929 L 10.04 -	Schleppachse / Tag Axle Baumuster / Type:970.663/665/667	(84) (28)
8	Lenker, Radaufhängung / Track Control Arm Dreieckslenker (Nfz) / Wishbone (CV) Länge [mm] / Length [mm]:761,7 Rohr-Ø [mm] / Pipe Ø [mm]:46 Bohrung-Ø 1 / Bohrung-Ø 2 [mm] / Bore Ø 1 / Bore Ø 2 [mm]:23/23/25 Lochabstand 1/Lochabstand 2 / Hole Pitch 1/ Hole Pitch 2:130/130/152 Molekularlager / Molecular Bearing	(5) (38) (69) (80) (30) (67) (71)	29652 01 974 350 05 05 30586 01 23841 01
	1924 L 10.04 - 1926 L 10.04 - 1929 L 10.04 -	 Baumuster / Type:970.665/663/667	(28)












MERCEDES-BENZ

ATEGO 2223 - 2530		4x2	
 1	Lenkstange / Centre Rod Assembly Schubstange / Push Rod einseitig verstellbar / Adjustable on one side Länge [mm] / Length [mm]:894 Rohr-Ø [mm] / Pipe Ø [mm]:50 Konusmaß [mm] / Cone Size [mm]:30 mit Zubehör / with accessories	(6) (85) (101) (69) (80) (58) (140)	25821 01 974 460 12 05  ▲ 11505 03
	2223 L 04.98 - 10.04 2224 L 10.04 - 2226 L 10.04 - 2228 L 04.98 - 10.04 2229 L 10.04 -	LHD Lenkstockhebel zur 1. VA / Pitman Arm to 1st FA Achslast [kg] / Axle Load [kg]:6, 1 für / for:LS 6 Baumuster / Type:970.675/677/673	(66) (22) (102) (28)
 1	Lenkstange / Centre Rod Assembly Schubstange / Push Rod einseitig verstellbar / Adjustable on one side Länge [mm] / Length [mm]:894 Konusmaß [mm] / Cone Size [mm]:30 Rohr-Ø [mm] / Pipe Ø [mm]:50 mit Zubehör / with accessories	(6) (85) (101) (69) (58) (80) (140)	26024 01 974 460 11 05  ▲ 11505 03
	2223 L 04.98 - 10.04 2224 L 10.04 - 2226 L 10.04 - 2228 L 04.98 - 10.04 2229 L 10.04 -	RHD Lenkstockhebel zur 1. VA / Pitman Arm to 1st FA Achslast [kg] / Axle Load [kg]:6, 1 für / for:LS 6 Baumuster / Type:970.675/677/673	(66) (22) (102) (28)
 6	Spurstange / Rod Assembly Führungsstange / Guide Rod beidseitig verstellbar / Adjustable on both sides Länge [mm] / Length [mm]:1605 Konusmaß [mm] / Cone Size [mm]:30 Rohr-Ø [mm] / Pipe Ø [mm]:40 mit Zubehör / with accessories	(9) (46) (100) (69) (58) (80) (140)	23996 01 975 330 02 03  ▲ 11505 03 ▲ 11492 03
	2224 L 10.04 - 2226 L 10.04 - 2229 L 10.04 -	Achsausführung / Axle Version:730.028 Achslast [t] / Axle Load [t]:6, 1 für / for:LKN-S Baumuster / Type:970.665/663/667	(19) (23) (102) (28)
	2223 L 04.98 - 10.04 2228 L 04.98 - 10.04	Achsausführung / Axle Version:730.028 Achslast [t] / Axle Load [t]:6, 1 für / for:LKN-S Baumuster / Type:970.675/673/677	(19) (23) (102) (28)
 5	Spurstangenkopf / Tie Rod End am Lenkzylinder / at steering cylinder Länge [mm] / Length [mm]:95 Konusmaß [mm] / Cone Size [mm]:30 Gewindemaß / Thread Size:M26x1,5 mit Rechtsgewinde / with right-hand thread Innengewinde / Inner Thread	(10) (95) (69) (58) (49) (137) (54)	19537 01 002 460 09 48 
	2223 L 04.98 - 10.04 2224 L 10.04 - 2226 L 10.04 - 2228 L 04.98 - 10.04 2229 L 10.04 -	Schleppachse / Tag Axle Baumuster / Type:970.673/675/677	(84) (28)
 8	Lenker, Radaufhängung / Track Control Arm Dreieckslenker (Nfz) / Wishbone (CV) Länge [mm] / Length [mm]:761,7 Rohr-Ø [mm] / Pipe Ø [mm]:46 Bohrung-Ø 1 / Bohrung-Ø 2 [mm] / Bore Ø 1 / Bore Ø 2 [mm]:23/23/25 Lochabstand 1/Lochabstand 2 / Hole Pitch 1/ Hole Pitch 2:130/130/152 Molekularlager / Molecular Bearing	(5) (38) (69) (80) (30) (67) (71)	29652 01 974 350 05 05  ® 30586 01 ® 23841 01
	2223 L 04.98 - 10.04 2224 L 10.04 - 2226 L 10.04 - 2228 L 04.98 - 10.04 2229 L 10.04 -	 Baumuster / Type:970.675/677/673	(28)



MERCEDES-BENZ





ATEGO 2223 - 2530		6x2/2/4	
 1	Lenkstange / Centre Rod Assembly Schubstange / Push Rod einseitig verstellbar / Adjustable on one side Länge [mm] / Length [mm]:895 Konusmaß [mm] / Cone Size [mm]:28,6 Rohr-Ø [mm] / Pipe Ø [mm]:36 mit Zubehör / with accessories mit Sicherungsmutter / with lock nut	(6) (85) (101) (69) (58) (80) (140) (138)	25721 01 002 460 46 05  23077 01
	2528 L	04.98 - 10.04	 Lenkstockhebel zur 1. VA / Pitman Arm to 1st FA (66) Trommelbremse / Drum Brake (86) 1.VA / 1st FA (15) für Fzg. mit zul. Gesamtgewicht [t] / for vehicles with permissible total weight [t]:25 (121) Achsausführung / Axle Version:6x2 (19) Baumuster / Type:950.601-608 (28)
	2528 L	04.98 - 10.04	 Lenkstockhebel zur 1. VA / Pitman Arm to 1st FA (66) Trommelbremse / Drum Brake (86) 1.VA / 1st FA (15) Radstand [mm] / Wheelbase [mm]:3150 (76) Radstand [mm] / Wheelbase [mm]:3450 (76) Radstand [mm] / Wheelbase [mm]:3750 (76) Radstand [mm] / Wheelbase [mm]:4050 (76) für Fzg. mit zul. Gesamtgewicht [t] / for vehicles with permissible total weight [t]:25 (121) Achsausführung / Axle Version:6x2/4 (19) Baumuster / Type:950.623-626 (28)
 1	Lenkstange / Centre Rod Assembly Schubstange / Push Rod einseitig verstellbar / Adjustable on one side Länge [mm] / Length [mm]:886 Konusmaß [mm] / Cone Size [mm]:30 Rohr-Ø [mm] / Pipe Ø [mm]:38 mit Zubehör / with accessories mit Sicherungsmutter / with lock nut	(6) (85) (101) (69) (58) (80) (140) (138)	31150 01 003 460 44 05  11505 03
	2528 L	04.98 - 10.04	 Lenkstockhebel zur 1. VA / Pitman Arm to 1st FA (66) Achslast VA ab [kg] / Axle Load FA from [kg]:9000 (20) Achslast VA bis [kg] / Axle Load FA to [kg]:9000 (21) Scheibenbremse / Disc Brake (83) 1.VA / 1st FA (15) für Fzg. mit zul. Gesamtgewicht [t] / for vehicles with permissible total weight [t]:25 (121) Achsausführung / Axle Version:6x2 (19) Baumuster / Type:950.601-608 (28)
 3	Lenkstange / Centre Rod Assembly Schubstange / Push Rod nicht verstellbar / not adjustable Länge [mm] / Length [mm]:954 Konusmaß [mm] / Cone Size [mm]:30 Rohr-Ø [mm] / Pipe Ø [mm]:42 mit Zubehör / with accessories	(6) (85) (146) (69) (58) (80) (140)	24304 01 001 460 86 05 
	2528 L	04.98 - 10.04	am Zwischenhebel / at the intermediate lever (97) Zwischenhebel 1 zum Zwischenlager 2 / Control arm 1 to intermediate bearing 2 (89) Radstand [mm] / Wheelbase [mm]:3150 (76) für Fahrzeuge mit Teilluftfederung / for vehicles with part-pneumatic suspension (113) Radstand [mm] / Wheelbase [mm]:3450 (76) Radstand [mm] / Wheelbase [mm]:3750 (76) Radstand [mm] / Wheelbase [mm]:4050 (76) für Fzg. mit zul. Gesamtgewicht [t] / for vehicles with permissible total weight [t]:25 (121) Achsausführung / Axle Version:6x2/4 (19) Baumuster / Type:950.623-626 (28)



MERCEDES-BENZ













ATEGO 2223 - 2530

6x2/2/4

3 Lenkstange / Centre Rod Assembly Schubstange / Push Rod nicht verstellbar / not adjustable Länge [mm] / Length [mm]:1559 Konusmaß [mm] / Cone Size [mm]:30 Rohr-Ø [mm] / Pipe Ø [mm]:42 mit Zubehör / with accessories	(6) (85) (146) (69) (58) (80) (140)	 24305 01 001 460 90 05	
	2528 L		04.98 - 10.04
3 Lenkstange / Centre Rod Assembly Schubstange / Push Rod nicht verstellbar / not adjustable Länge [mm] / Length [mm]:1863 Konusmaß [mm] / Cone Size [mm]:30 Rohr-Ø [mm] / Pipe Ø [mm]:42 mit Zubehör / with accessories	(6) (85) (146) (69) (58) (80) (140)	 24309 01 002 460 12 05	
	2528 L		04.98 - 10.04
3 Lenkstange / Centre Rod Assembly Schubstange / Push Rod nicht verstellbar / not adjustable Länge [mm] / Length [mm]:743 Konusmaß [mm] / Cone Size [mm]:30 Rohr-Ø [mm] / Pipe Ø [mm]:42 mit Zubehör / with accessories	(6) (85) (146) (69) (58) (80) (140)	 24314 01 002 460 25 05	
	2528 L		04.98 - 10.04
6 Spurstange / Rod Assembly Führungsstange / Guide Rod beidseitig verstellbar / Adjustable on both sides Länge [mm] / Length [mm]:1465 Konusmaß [mm] / Cone Size [mm]:32 Rohr-Ø [mm] / Pipe Ø [mm]:40 mit Zubehör / with accessories	(9) (46) (100) (69) (58) (80) (140)	 23989 01 945 330 02 03 ▲ 11394 04 ▲ 12280 04	
	2528 L		04.98 - 10.04



MERCEDES-BENZ





ATEGO 2223 - 2530		6x2/2/4		
 6	Spurstange / Rod Assembly Führungsstange / Guide Rod beidseitig verstellbar / Adjustable on both sides Länge [mm] / Length [mm]:1625 Konusmaß [mm] / Cone Size [mm]:32 Rohr-Ø [mm] / Pipe Ø [mm]:52 mit Zubehör / with accessories	(9) (46) (100) (69) (58) (80) (140)	23992 01 949 330 02 03  11394 04 12280 04	
	2528 L	04.98 - 10.04	für Fzg. mit zul. Gesamtgewicht [t] / for vehicles with permissible total weight [t]:25 Achsausführung / Axle Version:739570, 6x2 Baumuster / Type:950.602-605	(121) (19) (28)
 6	Spurstange / Rod Assembly Führungsstange / Guide Rod einseitig verstellbar / Adjustable on one side Länge [mm] / Length [mm]:1735 Konusmaß [mm] / Cone Size [mm]:32 Rohr-Ø [mm] / Pipe Ø [mm]:62 mit Zubehör / with accessories mit Kronenmutter / with crown nut	(9) (46) (101) (69) (58) (80) (140) (134)	37329 01 945 330 00 03  24445 01 37235 01	
	2528 L	04.98 - 10.04	Achsausführung / Axle Version:739520 für Fzg. mit zul. Gesamtgewicht [t] / for vehicles with permissible total weight [t]:25 Baumuster / Type:950.613-614/623-626	(19) (121) (28)
 6	Spurstange / Rod Assembly Führungsstange / Guide Rod einseitig verstellbar / Adjustable on one side Länge [mm] / Length [mm]:1700 Konusmaß [mm] / Cone Size [mm]:32 Rohr-Ø [mm] / Pipe Ø [mm]:52 mit Zubehör / with accessories mit Kronenmutter / with crown nut	(9) (46) (101) (69) (58) (80) (140) (134)	37330 01 949 330 04 03  30737 01 37235 01	
	2528 L	04.98 - 10.04	für Fzg. mit zul. Gesamtgewicht [t] / for vehicles with permissible total weight [t]:25 Achsausführung / Axle Version:739530, 6x2/4 Baumuster / Type:950.623-626	(121) (19) (28)
 6	Spurstange / Rod Assembly Führungsstange / Guide Rod einseitig verstellbar / Adjustable on one side Länge [mm] / Length [mm]:1735 Konusmaß [mm] / Cone Size [mm]:32 Rohr-Ø [mm] / Pipe Ø [mm]:52 mit Zubehör / with accessories mit Kronenmutter / with crown nut	(9) (46) (101) (69) (58) (80) (140) (134)	37332 01 942 330 00 03  30737 01 37235 01	
	2528 L	04.98 - 10.04	für Fzg. mit zul. Gesamtgewicht [t] / for vehicles with permissible total weight [t]:25 Achsausführung / Axle Version:739510, 739550, 6x2 Baumuster / Type:950.601-608/624-626	(121) (19) (28)
 12	Lenker, Radaufhängung / Track Control Arm Längslenker / Trailing Arm Länge [mm] / Length [mm]:754 Lochabstand 1/Lochabstand 2 / Hole Pitch 1/ Hole Pitch 2:100 Bohrung-Ø 1 / Bohrung-Ø 2 [mm] / Bore Ø 1 / Bore Ø 2 [mm]:17/17 Bohrung-Ø [mm] / Bore Ø [mm]:24,2 Lochanzahl / Number of Holes:3 Rohr-Ø [mm] / Pipe Ø [mm]:40 Molekularlager / Molecular Bearing	(5) (70) (69) (67) (30) (33) (68) (80) (71)	22053 01 941 330 00 11  22090 01	
	2528 L	04.98 - 10.04	 1.VA / 1st FA Radstand [mm] / Wheelbase [mm]:4500 Radstand [mm] / Wheelbase [mm]:4800 für Fzg. mit zul. Gesamtgewicht [t] / for vehicles with permissible total weight [t]:25 Achsausführung / Axle Version:6x2 Baumuster / Type:950.613-614 Fahrgestellhöhe niedrig 868 mm / height of chassis low 868 mm	(15) (76) (76) (121) (19) (28) (44)
	2528 L	04.98 - 10.04	 1.VA / 1st FA für Fzg. mit zul. Gesamtgewicht [t] / for vehicles with permissible total weight [t]:25 Achsausführung / Axle Version:6x2 Baumuster / Type:950.602-605	(15) (121) (19) (28)



MERCEDES-BENZ











ATEGO 2223 - 2530

6x2/2/4

 8	<p>Lenker, Radaufhängung / Track Control Arm</p> <p>Dreieckslenker (Nfz) / Wishbone (CV) Länge [mm] / Length [mm]:622 Rohr-Ø [mm] / Pipe Ø [mm]:46 Bohrung-Ø 1 / Bohrung-Ø 2 [mm] / Bore Ø 1 / Bore Ø 2 [mm]:23/23/25 Lochabstand 1/Lochabstand 2 / Hole Pitch 1/ Hole Pitch 2:130/130/152 Molekularlager / Molecular Bearing</p>	<p>(5) (38) (69) (80) (30) (67) (71)</p>	<p>23065 01 942 350 16 05</p> <p>Ⓜ 30586 01 Ⓜ 23841 01</p>		
	<p>2528 L</p>	<p>04.98 - 10.04</p>		<p>Schleppachse / Tag Axle für Fahrzeuge mit Liftachse / for vehicles with lift axle für Fzg. mit zul. Gesamtgewicht [t] / for vehicles with permissible total weight [t]:25 Achsausführung / Axle Version:6x2 Baumuster / Type:950.602-605</p>	<p>(84) (107) (121) (19) (28)</p>
	<p>2528 L</p>	<p>04.98 - 10.04</p>		<p>Schleppachse / Tag Axle für Fahrzeuge mit Liftachse / for vehicles with lift axle 1.VA / 1st FA Radstand [mm] / Wheelbase [mm]:4500 Radstand [mm] / Wheelbase [mm]:4800 für Fzg. mit zul. Gesamtgewicht [t] / for vehicles with permissible total weight [t]:25 Achsausführung / Axle Version:6x2 Baumuster / Type:950.613-614 Fahrgestellhöhe niedrig 868 mm / height of chassis low 868 mm</p>	<p>(84) (107) (15) (76) (76) (121) (19) (28) (44)</p>



MERCEDES-BENZ







ATEGO 2223 - 2530		6x2/4		
 6	Spurstange / Rod Assembly Führungsstange / Guide Rod einseitig verstellbar / Adjustable on one side Länge [mm] / Length [mm]:1735 Konusmaß [mm] / Cone Size [mm]:32 Rohr-Ø [mm] / Pipe Ø [mm]:52 mit Zubehör / with accessories mit Kronenmutter / with crown nut	(9) (46) (101) (69) (58) (80) (140) (134)	37332 01 942 330 00 03 ▲ 30737 01 37235 01 	
	2523 L	04.98 - 10.04	Achsausführung / Axle Version:739510, 739550 für Fzg. mit zul. Gesamtgewicht [t] / for vehicles with permissible total weight [t]:25 Baumuster / Type:950.624	(19) (121) (28)
 5	Spurstangenkopf / Tie Rod End am Lenkzylinder / at steering cylinder Länge [mm] / Length [mm]:95 Konusmaß [mm] / Cone Size [mm]:30 Gewindemaß / Thread Size:M26x1,5 mit Rechtsgewinde / with right-hand thread Innengewinde / Inner Thread	(10) (95) (69) (58) (49) (137) (54)	19537 01 002 460 09 48 	
	2523 L	04.98 - 10.04	Schleppachse / Tag Axle Baumuster / Type:950.624	(84) (28)
	2224 L	10.04 -	Schleppachse / Tag Axle Baumuster / Type:970.673/675/677	(84) (28)
	2226 L	10.04 -		
2229 L	10.04 -			
2529 L	10.04 -			
 10	Lenker, Radaufhängung / Track Control Arm Längslenker / Trailing Arm nicht verstellbar / not adjustable Länge [mm] / Length [mm]:755 Lochabstand 1/Lochabstand 2 / Hole Pitch 1/ Hole Pitch 2:100/100 Bohrung-Ø 1 / Bohrung-Ø 2 [mm] / Bore Ø 1 / Bore Ø 2 [mm]:17/17 Rohr-Ø [mm] / Pipe Ø [mm]:58 Molekularlager / Molecular Bearing	(5) (70) (146) (69) (67) (30) (80) (71)	22054 01 945 330 00 11 © 22090 01 	
	2523 L	04.98 - 10.04	 Vorlaufachse / Leading Axle Radstand [mm] / Wheelbase [mm]:3150 Radstand [mm] / Wheelbase [mm]:3450 Radstand [mm] / Wheelbase [mm]:3750 Radstand [mm] / Wheelbase [mm]:4050 für Fzg. mit zul. Gesamtgewicht [t] / for vehicles with permissible total weight [t]:25 Baumuster / Type:950.623-626	(88) (76) (76) (76) (76) (121) (28)
 20	Lenker, Radaufhängung / Track Control Arm Querlenker / Control Arm Länge [mm] / Length [mm]:850 Rohr-Ø [mm] / Pipe Ø [mm]:62 Bohrung-Ø 1 / Bohrung-Ø 2 [mm] / Bore Ø 1 / Bore Ø 2 [mm]:17/17 Lochabstand 1/Lochabstand 2 / Hole Pitch 1/ Hole Pitch 2:100/100 Molekularlager / Molecular Bearing	(5) (75) (69) (80) (30) (67) (71)	22055 01 945 330 00 07 © 22090 01 	
	2523 L	04.98 - 10.04	 Vorlaufachse / Leading Axle Radstand [mm] / Wheelbase [mm]:4500 Radstand [mm] / Wheelbase [mm]:4800 Radstand [mm] / Wheelbase [mm]:5100 Radstand [mm] / Wheelbase [mm]:5400 für Fzg. mit zul. Gesamtgewicht [t] / for vehicles with permissible total weight [t]:25 Baumuster / Type:950.623-626	(88) (76) (76) (76) (76) (121) (28)



MERCEDES-BENZ

ATEGO 2223 - 2530











6x2/4

 8	Lenker, Radaufhängung / Track Control Arm Dreieckslenker (Nfz) / Wishbone (CV) Länge [mm] / Length [mm]:622 Rohr-Ø [mm] / Pipe Ø [mm]:46 Bohrung-Ø 1 / Bohrung-Ø 2 [mm] / Bore Ø 1 / Bore Ø 2 [mm]:25/25/25 Lochabstand 1/Lochabstand 2 / Hole Pitch 1/ Hole Pitch 2:152/130/130 Molekularlager / Molecular Bearing	(5) (38) (69) (80) (30) (67) (71)	21168 01 942 350 15 05 ® 30587 01 ® 30589 01	
	2523 L	04.98 - 10.04	 1.HA / 1st RA Radstand [mm] / Wheelbase [mm]:3150 Radstand [mm] / Wheelbase [mm]:3450 Radstand [mm] / Wheelbase [mm]:3750 Radstand [mm] / Wheelbase [mm]:4050 für Fzg. mit zul. Gesamtgewicht [t] / for vehicles with permissible total weight [t]:25 Baumuster / Type:950.623-626	(14) (76) (76) (76) (76) (121) (28)
 8	Lenker, Radaufhängung / Track Control Arm Dreieckslenker (Nfz) / Wishbone (CV) Länge [mm] / Length [mm]:761,7 Rohr-Ø [mm] / Pipe Ø [mm]:46 Bohrung-Ø 1 / Bohrung-Ø 2 [mm] / Bore Ø 1 / Bore Ø 2 [mm]:23/23/25 Lochabstand 1/Lochabstand 2 / Hole Pitch 1/ Hole Pitch 2:130/130/152 Molekularlager / Molecular Bearing	(5) (38) (69) (80) (30) (67) (71)	29652 01 974 350 05 05 ® 30586 01 ® 23841 01	
	2224 L 2226 L 2229 L 2529 L	10.04 - 10.04 - 10.04 - 10.04 -	 Baumuster / Type:970.675/677/673	(28)



MERCEDES-BENZ

ATEGO 2628 - 6x4











 1	Lenkstange / Centre Rod Assembly Schubstange / Push Rod einseitig verstellbar / Adjustable on one side Länge [mm] / Length [mm]:895 Konusmaß [mm] / Cone Size [mm]:28,6 Rohr-Ø [mm] / Pipe Ø [mm]:40 mit Zubehör / with accessories	(6) (85) (101) (69) (58) (80) (140)	25447 01 002 460 50 05  27623 01
	2628	04.98 - 10.04	 Lenkstockhebel zur 1. VA / Pitman Arm to 1st FA (66) 1.VA / 1st FA (15) Radstand [mm] / Wheelbase [mm]:4200 (76) Radstand [mm] / Wheelbase [mm]:4500 (76) für Fzg. mit zul. Gesamtgewicht [t] / for vehicles with permissible total weight [t]:26 (121) Baumuster / Type:950.642-643 (28)
	2628 K	04.98 - 10.04	 Lenkstockhebel zur 1. VA / Pitman Arm to 1st FA (66) 1.VA / 1st FA (15) Radstand [mm] / Wheelbase [mm]:3300 (76) Radstand [mm] / Wheelbase [mm]:3600 (76) Radstand [mm] / Wheelbase [mm]:3900 (76) für Fzg. mit zul. Gesamtgewicht [t] / for vehicles with permissible total weight [t]:26 (121) Baumuster / Type:952.641-643 (28)
	2628 B	04.98 - 10.04	 Lenkstockhebel zur 1. VA / Pitman Arm to 1st FA (66) Radstand [mm] / Wheelbase [mm]:3300 (76) Radstand [mm] / Wheelbase [mm]:3900 (76) für Fzg. mit zul. Gesamtgewicht [t] / for vehicles with permissible total weight [t]:26 (121) Baumuster / Type:953.641/643 (28)
 1	Lenkstange / Centre Rod Assembly Schubstange / Push Rod einseitig verstellbar / Adjustable on one side Länge [mm] / Length [mm]:895 Konusmaß [mm] / Cone Size [mm]:28,6 Rohr-Ø [mm] / Pipe Ø [mm]:36 mit Zubehör / with accessories mit Sicherungsmutter / with lock nut	(6) (85) (101) (69) (58) (80) (140) (138)	25721 01 002 460 46 05  23077 01
	2628	04.98 - 10.04	 Lenkstockhebel zur 1. VA / Pitman Arm to 1st FA (66) Trommelbremse / Drum Brake (86) 1.VA / 1st FA (15) Radstand [mm] / Wheelbase [mm]:4200 (76) Radstand [mm] / Wheelbase [mm]:4500 (76) für Fzg. mit zul. Gesamtgewicht [t] / for vehicles with permissible total weight [t]:26 (121) Baumuster / Type:950.642-643 (28)
	2628 K	04.98 - 10.04	 Lenkstockhebel zur 1. VA / Pitman Arm to 1st FA (66) Trommelbremse / Drum Brake (86) 1.VA / 1st FA (15) Radstand [mm] / Wheelbase [mm]:3300 (76) Radstand [mm] / Wheelbase [mm]:3600 (76) Radstand [mm] / Wheelbase [mm]:3900 (76) für Fzg. mit zul. Gesamtgewicht [t] / for vehicles with permissible total weight [t]:26 (121) Baumuster / Type:952.641-643 (28)
	2628 B	04.98 - 10.04	 Lenkstockhebel zur 1. VA / Pitman Arm to 1st FA (66) Trommelbremse / Drum Brake (86) Radstand [mm] / Wheelbase [mm]:3300 (76) Radstand [mm] / Wheelbase [mm]:3900 (76) für Fzg. mit zul. Gesamtgewicht [t] / for vehicles with permissible total weight [t]:26 (121) Baumuster / Type:953.641/643 (28)



MERCEDES-BENZ













ATEGO 2628 -

6x4

 1	Lenkstange / Centre Rod Assembly Schubstange / Push Rod einseitig verstellbar / Adjustable on one side Länge [mm] / Length [mm]:886 Konusmaß [mm] / Cone Size [mm]:30 Rohr-Ø [mm] / Pipe Ø [mm]:38 mit Zubehör / with accessories mit Sicherungsmutter / with lock nut	(6) (85) (101) (69) (58) (80) (140) (138)	31150 01 003 460 44 05  11505 03
	2628	04.98 - 10.04	 Lenkstockhebel zur 1. VA / Pitman Arm to 1st FA (66) Achslast VA ab [kg] / Axle Load FA from [kg]:9000 (20) Achslast VA bis [kg] / Axle Load FA to [kg]:9000 (21) Scheibenbremse / Disc Brake (83) 1.VA / 1st FA (15) Radstand [mm] / Wheelbase [mm]:4200 (76) Radstand [mm] / Wheelbase [mm]:4500 (76) für Fzg. mit zul. Gesamtgewicht [t] / for vehicles with permissible total weight [t]:26 (121) Baumuster / Type:950.642-643 (28)
	2628 K	04.98 - 10.04	 Lenkstockhebel zur 1. VA / Pitman Arm to 1st FA (66) Achslast VA ab [kg] / Axle Load FA from [kg]:9000 (20) Achslast VA bis [kg] / Axle Load FA to [kg]:9000 (21) Scheibenbremse / Disc Brake (83) 1.VA / 1st FA (15) Radstand [mm] / Wheelbase [mm]:3300 (76) Radstand [mm] / Wheelbase [mm]:3600 (76) Radstand [mm] / Wheelbase [mm]:3900 (76) für Fzg. mit zul. Gesamtgewicht [t] / for vehicles with permissible total weight [t]:26 (121) Baumuster / Type:952.641-643 (28)
	2628 B	04.98 - 10.04	 Lenkstockhebel zur 1. VA / Pitman Arm to 1st FA (66) Achslast [t] / Axle Load [t]:9 (23) Scheibenbremse / Disc Brake (83) Radstand [mm] / Wheelbase [mm]:3300 (76) Radstand [mm] / Wheelbase [mm]:3900 (76) für Fzg. mit zul. Gesamtgewicht [t] / for vehicles with permissible total weight [t]:26 (121) Baumuster / Type:953.641/643 (28)
 1	Lenkstange / Centre Rod Assembly Schubstange / Push Rod einseitig verstellbar / Adjustable on one side Länge [mm] / Length [mm]:916 Konusmaß [mm] / Cone Size [mm]:28,6 Rohr-Ø [mm] / Pipe Ø [mm]:36 mit Zubehör / with accessories mit Sicherungsmutter / with lock nut	(6) (85) (101) (69) (58) (80) (140) (138)	36723 01 003 460 51 05  23077 01
	2628	04.98 - 10.04	 Lenkstockhebel zur 1. VA / Pitman Arm to 1st FA (66) Trommelbremse / Drum Brake (86) Achsausführung / Axle Version:VL 4/55D-7,5, VL 4/56D-7,5 (19) Achslast [t] / Axle Load [t]:7,5 (23) Baumuster / Type:950.642-643 (28)
	2628 K	04.98 - 10.04	 Lenkstockhebel zur 1. VA / Pitman Arm to 1st FA (66) Trommelbremse / Drum Brake (86) Achsausführung / Axle Version:VL 4/55D-7,5, VL 4/56D-7,5 (19) Achslast [t] / Axle Load [t]:7,5 (23) Baumuster / Type:952.641-643 (28)
	2628 B	04.98 - 10.04	 Lenkstockhebel zur 1. VA / Pitman Arm to 1st FA (66) Trommelbremse / Drum Brake (86) Achsausführung / Axle Version:VL 4/55D-7,5, VL 4/56D-7,5 (19) Achslast [t] / Axle Load [t]:7,5 (23) Baumuster / Type:953.641/643 (28)



MERCEDES-BENZ





ATEGO 2628 -		6x4		
 6	Spurstange / Rod Assembly Führungsstange / Guide Rod beidseitig verstellbar / Adjustable on both sides Länge [mm] / Length [mm]:1735 Konusmaß [mm] / Cone Size [mm]:32 Rohr-Ø [mm] / Pipe Ø [mm]:50 mit Zubehör / with accessories	(9) (46) (100) (69) (58) (80) (140)	23988 01 941 330 02 03  11394 04  12280 04 	
	2628	04.98 - 10.04	Achsausführung / Axle Version:739500 für Fzg. mit zul. Gesamtgewicht [t] / for vehicles with permissible total weight [t]:26 Baumuster / Type:950.642-643	(19) (121) (28)
	2628 K	04.98 - 10.04	Achsausführung / Axle Version:739500 für Fzg. mit zul. Gesamtgewicht [t] / for vehicles with permissible total weight [t]:26 Baumuster / Type:952.641-643	(19) (121) (28)
	2628 B	04.98 - 10.04	Achsausführung / Axle Version:739500 für Fzg. mit zul. Gesamtgewicht [t] / for vehicles with permissible total weight [t]:26 Baumuster / Type:953.641/643	(19) (121) (28)
 6	Spurstange / Rod Assembly Führungsstange / Guide Rod beidseitig verstellbar / Adjustable on both sides Länge [mm] / Length [mm]:1625 Konusmaß [mm] / Cone Size [mm]:32 Rohr-Ø [mm] / Pipe Ø [mm]:52 mit Zubehör / with accessories	(9) (46) (100) (69) (58) (80) (140)	23992 01 949 330 02 03  11394 04  12280 04 	
	2628	04.98 - 10.04	Achsausführung / Axle Version:739570 für Fzg. mit zul. Gesamtgewicht [t] / for vehicles with permissible total weight [t]:26 Baumuster / Type:950.642-643	(19) (121) (28)
	2628 K	04.98 - 10.04	Achsausführung / Axle Version:739570 für Fzg. mit zul. Gesamtgewicht [t] / for vehicles with permissible total weight [t]:26 Baumuster / Type:952.641-643	(19) (121) (28)
	2628 B	04.98 - 10.04	Achsausführung / Axle Version:739570 für Fzg. mit zul. Gesamtgewicht [t] / for vehicles with permissible total weight [t]:26 Baumuster / Type:953.641/643	(19) (121) (28)
 6	Spurstange / Rod Assembly Führungsstange / Guide Rod beidseitig verstellbar / Adjustable on both sides Länge [mm] / Length [mm]:1664 Rohr-Ø [mm] / Pipe Ø [mm]:50 Konusmaß [mm] / Cone Size [mm]:32 mit Zubehör / with accessories	(9) (46) (100) (69) (80) (58) (140)	30478 01 942 330 03 03  11394 04  12280 04 	
	2628	04.98 - 10.04	Achsausführung / Axle Version:739543 für Fzg. mit zul. Gesamtgewicht [t] / for vehicles with permissible total weight [t]:26 Baumuster / Type:950.642-643	(19) (121) (28)
	2628 K	04.98 - 10.04	Achsausführung / Axle Version:739543 für Fzg. mit zul. Gesamtgewicht [t] / for vehicles with permissible total weight [t]:26 Baumuster / Type:952.641-643	(19) (121) (28)
	2628 B	04.98 - 10.04	Achsausführung / Axle Version:739543 für Fzg. mit zul. Gesamtgewicht [t] / for vehicles with permissible total weight [t]:26 Baumuster / Type:953.641/643	(19) (121) (28)



MERCEDES-BENZ

ATEGO 2628 -









6x4

 <div style="border: 1px solid black; padding: 2px; display: inline-block;">6</div>	Spurstange / Rod Assembly Führungsstange / Guide Rod einseitig verstellbar / Adjustable on one side Länge [mm] / Length [mm]:1687 Konusmaß [mm] / Cone Size [mm]:32 Rohr-Ø [mm] / Pipe Ø [mm]:52 mit Zubehör / with accessories mit Kronenmutter / with crown nut	(9) (46) (101) (69) (58) (80) (140) (134)	37331 01 949 330 16 03 30737 01 37235 01	
	2628	04.98 - 10.04	Achsausführung / Axle Version:739541 für Fzg. mit zul. Gesamtgewicht [t] / for vehicles with permissible total weight [t]:26 Baumuster / Type:950.642-643	(19) (121) (28)
	2628 K	04.98 - 10.04	Achsausführung / Axle Version:739541 für Fzg. mit zul. Gesamtgewicht [t] / for vehicles with permissible total weight [t]:26 Baumuster / Type:952.641-643	(19) (121) (28)
	2628 B	04.98 - 10.04	Achsausführung / Axle Version:739541 für Fzg. mit zul. Gesamtgewicht [t] / for vehicles with permissible total weight [t]:26 Baumuster / Type:953.641/643	(19) (121) (28)
 <div style="border: 1px solid black; padding: 2px; display: inline-block;">6</div>	Spurstange / Rod Assembly Führungsstange / Guide Rod einseitig verstellbar / Adjustable on one side Länge [mm] / Length [mm]:1735 Konusmaß [mm] / Cone Size [mm]:32 Rohr-Ø [mm] / Pipe Ø [mm]:52 mit Zubehör / with accessories mit Kronenmutter / with crown nut	(9) (46) (101) (69) (58) (80) (140) (134)	37332 01 942 330 00 03 30737 01 37235 01	
	2628	04.98 - 10.04	Achsausführung / Axle Version:739510, 739550 für Fzg. mit zul. Gesamtgewicht [t] / for vehicles with permissible total weight [t]:26 Baumuster / Type:950.642-643	(19) (121) (28)
	2628 K	04.98 - 10.04	Achsausführung / Axle Version:739510, 739550 für Fzg. mit zul. Gesamtgewicht [t] / for vehicles with permissible total weight [t]:26 Baumuster / Type:950.641-643	(19) (121) (28)
	2628 B	04.98 - 10.04	Achsausführung / Axle Version:739510, 739550 für Fzg. mit zul. Gesamtgewicht [t] / for vehicles with permissible total weight [t]:26 Baumuster / Type:953.641/643	(19) (121) (28)



MERCEDES-BENZ

ATEGO 2628 - 6x4

 10	Lenker, Radaufhängung / Track Control Arm Längslenker / Trailing Arm nicht verstellbar / not adjustable Länge [mm] / Length [mm]:565 Rohr-Ø [mm] / Pipe Ø [mm]:52 Bohrung-Ø 1 / Bohrung-Ø 2 [mm] / Bore Ø 1 / Bore Ø 2 [mm]:21/21 Lochabstand 1/Lochabstand 2 / Hole Pitch 1/ Hole Pitch 2:152/152 Molekularlager / Molecular Bearing	(5) (70) (146) (69) (80) (30) (67) (71)	29461 01 948 350 24 05 © 25158 01 
	2628	04.98 - 10.04	 Doppelachsaggregat / Tandem-axle Assembly (36) 1.HA / 1st RA (14) 2.HA / 2nd RA (16) Radstand [mm] / Wheelbase [mm]:4200 (76) Radstand [mm] / Wheelbase [mm]:4500 (76) für Fzg. mit zul. Gesamtgewicht [t] / for vehicles with permissible total weight [t]:26 (121) Baumuster / Type:950.642-643 (28)
	2628 K	04.98 - 10.04	 Doppelachsaggregat / Tandem-axle Assembly (36) 1.HA / 1st RA (14) 2.HA / 2nd RA (16) Radstand [mm] / Wheelbase [mm]:3300 (76) Radstand [mm] / Wheelbase [mm]:3600 (76) Radstand [mm] / Wheelbase [mm]:3900 (76) für Fzg. mit zul. Gesamtgewicht [t] / for vehicles with permissible total weight [t]:26 (121) Baumuster / Type:952.641-643 (28)
	2628 B	04.98 - 10.04	 Doppelachsaggregat / Tandem-axle Assembly (36) 1.HA / 1st RA (14) 2.HA / 2nd RA (16) Radstand [mm] / Wheelbase [mm]:3300 (76) Radstand [mm] / Wheelbase [mm]:3900 (76) für Fzg. mit zul. Gesamtgewicht [t] / for vehicles with permissible total weight [t]:26 (121) Baumuster / Type:953.641/643 (28)
 8	Lenker, Radaufhängung / Track Control Arm Dreieckslenker (Nfz) / Wishbone (CV) Länge [mm] / Length [mm]:622 Rohr-Ø [mm] / Pipe Ø [mm]:46 Bohrung-Ø 1 / Bohrung-Ø 2 [mm] / Bore Ø 1 / Bore Ø 2 [mm]:25/25/25 Lochabstand 1/Lochabstand 2 / Hole Pitch 1/ Hole Pitch 2:152/130/130 Molekularlager / Molecular Bearing	(5) (38) (69) (80) (30) (67) (71)	34362 01 944 350 04 05 © 30587 01 © 30589 01 
	2628	04.98 - 10.04	 Aggregat / Unit (24) Achslast [t] / Axle Load [t]:2x13 (23) Trommelbremse / Drum Brake (86)
	2628 B	04.98 - 10.04	
	2628 K	04.98 - 10.04	












MERCEDES-BENZ

AXOR 1823 - 2044

4x2

01.02 -

1 Lenkstange / Centre Rod Assembly Schubstange / Push Rod einseitig verstellbar / Adjustable on one side Länge [mm] / Length [mm]:879 Konusmaß [mm] / Cone Size [mm]:28,6 Rohr-Ø [mm] / Pipe Ø [mm]:36 mit Zubehör / with accessories mit Sicherungsmutter / with lock nut	(6)		24243 01 002 460 44 05 23077 01	
	(85)		1835 LS 01.02 - 10.04 1836 LS, LLS 10.04 - 1840 LS 01.02 - 10.04 1840 LS, LLS 10.04 - 1843 LS 01.02 - 10.04	 Lenkstockhebel zur 1. VA / Pitman Arm to 1st FA (66) Radstand [mm] / Wheelbase [mm]:3600 (76) 1.VA / 1st FA (15) Baumuster / Type:944.032 (28)
	(101)		1843 LS, LLS 10.04 -	 Lenkstockhebel zur 1. VA / Pitman Arm to 1st FA (66) Radstand [mm] / Wheelbase [mm]:3600 (76) 1.VA / 1st FA (15) Schleppachse / Tag Axle (84) mit Doppelbereifung / with dual tyres (132) Baumuster / Type:944.032 (28)
1 Lenkstange / Centre Rod Assembly Schubstange / Push Rod einseitig verstellbar / Adjustable on one side Länge [mm] / Length [mm]:905 Konusmaß [mm] / Cone Size [mm]:32 Rohr-Ø [mm] / Pipe Ø [mm]:38 mit Zubehör / with accessories	(6)		24316 01 002 460 54 05 11394 04	
	(85)		1823, 1823 L, 1824, 1824 L, LL 10.04 - 1826, 1826 L, LL 10.04 - 1833, 1833 L, LL 10.04 -	 Lenkstockhebel zur 1. VA / Pitman Arm to 1st FA (66) Achslast VA ab [kg] / Axle Load FA from [kg]:7500 (20) Achslast VA bis [kg] / Axle Load FA to [kg]:7500 (21) Achslast VA ab [kg] / Axle Load FA from [kg]:9000 (20) Achslast VA bis [kg] / Axle Load FA to [kg]:9000 (21) Baumuster / Type:950.501-509 (28)
	(101)		1823 K, 1823 KL, 1824 K 10.04 - 1826 K 10.04 - 1828 K, 1828 KL, 1829 K 10.04 - 1833 K 10.04 -	 Lenkstockhebel zur 1. VA / Pitman Arm to 1st FA (66) Achslast VA ab [kg] / Axle Load FA from [kg]:7500 (20) Achslast VA bis [kg] / Axle Load FA to [kg]:7500 (21) Achslast VA ab [kg] / Axle Load FA from [kg]:9000 (20) Achslast VA bis [kg] / Axle Load FA to [kg]:9000 (21) Radstand [mm] / Wheelbase [mm]:3600 (76) Radstand [mm] / Wheelbase [mm]:3900 (76) Baumuster / Type:952.502-503 (28)
1 Lenkstange / Centre Rod Assembly Schubstange / Push Rod einseitig verstellbar / Adjustable on one side Länge [mm] / Length [mm]:893 Konusmaß [mm] / Cone Size [mm]:32 Rohr-Ø [mm] / Pipe Ø [mm]:38 mit Zubehör / with accessories	(6)		25361 01 002 460 62 05 11394 04	
	(85)		1823, 1823 L, 1824, 1824 L, LL 10.04 - 1826, 1826 L, LL 10.04 - 1828, 1828 L, 1829, 1829 L, LL 10.04 - 1833, 1833 L, LL 10.04 -	Lenkstockhebel zur 1. VA / Pitman Arm to 1st FA (66) Achslast [t] / Axle Load [t]:9 (23) Trommelbremse / Drum Brake (86) Baumuster / Type:950.531-539 (28)
	(101)		1823, 1823 L, 1824, 1824 L, LL 10.04 - 1826, 1826 L, LL 10.04 - 1828, 1828 L, 1829, 1829 L, LL 10.04 - 1833, 1833 L, LL 10.04 -	 Lenkstockhebel zur 1. VA / Pitman Arm to 1st FA (66) Achslast [t] / Axle Load [t]:9 (23) Trommelbremse / Drum Brake (86) Baumuster / Type:950.501-509 (28)
1823 K, 1823 KL, 1824 K 10.04 - 1826 K 10.04 - 1828 K, 1828 KL, 1829 K 10.04 - 1833 K 10.04 -	(80)	 Lenkstockhebel zur 1. VA / Pitman Arm to 1st FA (66) Achslast [t] / Axle Load [t]:9 (23) Trommelbremse / Drum Brake (86) Radstand [mm] / Wheelbase [mm]:3600 (76) Radstand [mm] / Wheelbase [mm]:3900 (76) Baumuster / Type:952.502-503 (28)		
	(140)			










MERCEDES-BENZ

AXOR 1823 - 2044

4x2

01.02 -

 <div style="border: 1px solid black; padding: 2px; display: inline-block;">1</div>	<p>Lenkstange / Centre Rod Assembly Schubstange / Push Rod einseitig verstellbar / Adjustable on one side Länge [mm] / Length [mm]:895 Konusmaß [mm] / Cone Size [mm]:28,6 Rohr-Ø [mm] / Pipe Ø [mm]:40 mit Zubehör / with accessories</p>	(6) (85) (101) (69) (58) (80) (140)	<p>25447 01 002 460 50 05 ▲ 27623 01</p> 
	1835 LS 01.02 - 10.04 1836 LS, LLS 10.04 - 1840 LS 01.02 - 10.04 1840 LS, LLS 10.04 - 1843 LS 01.02 - 10.04 1843 LS, LLS 10.04 -	 <p>Lenkstockhebel zur 1. VA / Pitman Arm to 1st FA (66) Radstand [mm] / Wheelbase [mm]:3600 (76) Radstand [mm] / Wheelbase [mm]:3900 (76) Baumuster / Type:944.032-033 (28)</p>	
	1823, 1823 L, 1824, 1824 L, LL 10.04 - 1826, 1826 L, LL 10.04 - 1828, 1828 L, 1829, 1829 L, LL 10.04 - 1833, 1833 L, LL 10.04 -	 <p>Lenkstockhebel zur 1. VA / Pitman Arm to 1st FA (66) Baumuster / Type:950.531-539 (28)</p>	
	1823, 1823 L, 1824, 1824 L, LL 10.04 - 1826, 1826 L, LL 10.04 - 1828, 1828 L, 1829, 1829 L, LL 10.04 - 1833, 1833 L, LL 10.04 -	 <p>Lenkstockhebel zur 1. VA / Pitman Arm to 1st FA (66) 1.VA / 1st FA (15) Radstand [mm] / Wheelbase [mm]:4800 (76) Radstand [mm] / Wheelbase [mm]:5400 (76) Radstand [mm] / Wheelbase [mm]:5700 (76) Baumuster / Type:950.544/546-547 (28) Fahrgestellhöhe niedrig 868 mm / height of chassis low 868 mm (44)</p>	
	1823 LS, 1824 LS 10.04 - 1826 LS 10.04 - 1828 LS 10.04 - 1829 LS 10.04 - 1833 LS 10.04 -	 <p>Lenkstockhebel zur 1. VA / Pitman Arm to 1st FA (66) 1.VA / 1st FA (15) Radstand [mm] / Wheelbase [mm]:3600 (76) Baumuster / Type:954.532 (28)</p>	
	1823 K, 1823 KL, 1824 K 10.04 - 1826 K 10.04 - 1828 K, 1828 KL, 1829 K 10.04 - 1833 K 10.04 -	 <p>Lenkstockhebel zur 1. VA / Pitman Arm to 1st FA (66) Radstand [mm] / Wheelbase [mm]:3600 (76) Radstand [mm] / Wheelbase [mm]:3900 (76) Baumuster / Type:952.502-503 (28)</p>	











MERCEDES-BENZ

AXOR 1823 - 2044

4x2










01.02 -

 1	Lenkstange / Centre Rod Assembly		(6)	25721 01 002 460 46 05 
	Schubstange / Push Rod einseitig verstellbar / Adjustable on one side Länge [mm] / Length [mm]:895 Konusmaß [mm] / Cone Size [mm]:28,6 Rohr-Ø [mm] / Pipe Ø [mm]:36 mit Zubehör / with accessories mit Sicherungsmutter / with lock nut		(85) (101) (69) (58) (80) (140) (138)	
1835 LS	01.02 - 10.04	Lenkstockhebel zur 1. VA / Pitman Arm to 1st FA	(66)	
1840 LS	01.02 - 10.04	Trommelbremse / Drum Brake	(86)	
1843 LS	01.02 - 10.04	Radstand [mm] / Wheelbase [mm]:3600 Radstand [mm] / Wheelbase [mm]:3900 Baumuster / Type:944.032-033	(76) (76) (28)	
1835 LS	01.02 - 10.04	Lenkstockhebel zur 1. VA / Pitman Arm to 1st FA	(66)	
1840 LS	01.02 - 10.04	Trommelbremse / Drum Brake	(86)	
1843 LS	01.02 - 10.04	Baumuster / Type:375.408	(28)	
1823	01.02 - 10.04	Lenkstockhebel zur 1. VA / Pitman Arm to 1st FA Trommelbremse / Drum Brake Baumuster / Type:375.301	(66) (86) (28)	
1823 K	01.02 - 10.04	Lenkstockhebel zur 1. VA / Pitman Arm to 1st FA Trommelbremse / Drum Brake Baumuster / Type:375.303	(66) (86) (28)	
1823, 1823 L, 1824, 1824 L, LL 1833, 1833 L, LL	10.04 - 10.04 -	 Lenkstockhebel zur 1. VA / Pitman Arm to 1st FA Trommelbremse / Drum Brake Baumuster / Type:950.501-509	(66) (86) (28)	
1823, 1823 L, 1824, 1824 L, LL 1833, 1833 L, LL	10.04 - 10.04 -	Lenkstockhebel zur 1. VA / Pitman Arm to 1st FA Trommelbremse / Drum Brake Baumuster / Type:950.531-539	(66) (86) (28)	
1823 LS, 1824 LS 1826 LS 1828 LS 1829 LS 1833 LS	10.04 - 10.04 - 10.04 - 10.04 - 10.04 -	Lenkstockhebel zur 1. VA / Pitman Arm to 1st FA Trommelbremse / Drum Brake Radstand [mm] / Wheelbase [mm]:3600 Baumuster / Type:954.532	(66) (86) (76) (28)	
1826, 1826 L, LL	10.04 -	 Lenkstockhebel zur 1. VA / Pitman Arm to 1st FA Trommelbremse / Drum Brake Baumuster / Type:950.501-506	(66) (86) (28)	
1826, 1826 L, LL	10.04 -	Lenkstockhebel zur 1. VA / Pitman Arm to 1st FA Trommelbremse / Drum Brake Baumuster / Type:950.531-536	(66) (86) (28)	
1828, 1828 L, 1829, 1829 L, LL	10.04 -	 Lenkstockhebel zur 1. VA / Pitman Arm to 1st FA Trommelbremse / Drum Brake Baumuster / Type:950.501-509	(66) (86) (28)	
1828, 1828 L, 1829, 1829 L, LL	10.04 -	Lenkstockhebel zur 1. VA / Pitman Arm to 1st FA Trommelbremse / Drum Brake Baumuster / Type:374.502	(66) (86) (28)	
1828, 1828 L, 1829, 1829 L, LL	10.04 -	Lenkstockhebel zur 1. VA / Pitman Arm to 1st FA Trommelbremse / Drum Brake Baumuster / Type:950.531-539	(66) (86) (28)	
1836 LS, LLS 1840 LS, LLS 1843 LS, LLS	10.04 - 10.04 - 10.04 -	Lenkstockhebel zur 1. VA / Pitman Arm to 1st FA Trommelbremse / Drum Brake Radstand [mm] / Wheelbase [mm]:3600 Radstand [mm] / Wheelbase [mm]:3900 Baumuster / Type:944.032-033	(66) (86) (76) (76) (28)	
1823 K, 1823 KL, 1824 K 1826 K 1833 K	10.04 - 10.04 - 10.04 -	 Lenkstockhebel zur 1. VA / Pitman Arm to 1st FA Trommelbremse / Drum Brake Radstand [mm] / Wheelbase [mm]:3600 Radstand [mm] / Wheelbase [mm]:3900 Baumuster / Type:952.502-503	(66) (86) (76) (76) (28)	
1828 K, 1828 KL, 1829 K	10.04 -	Lenkstockhebel zur 1. VA / Pitman Arm to 1st FA Trommelbremse / Drum Brake Baumuster / Type:374.554	(66) (86) (28)	
1828 K, 1828 KL, 1829 K	10.04 -	 Lenkstockhebel zur 1. VA / Pitman Arm to 1st FA Trommelbremse / Drum Brake Radstand [mm] / Wheelbase [mm]:3600 Radstand [mm] / Wheelbase [mm]:3900 Baumuster / Type:952.502-503	(66) (86) (76) (76) (28)	
1933 S	01.11 -	 Lenkstockhebel zur 1. VA / Pitman Arm to 1st FA Trommelbremse / Drum Brake Achslast [t] / Axle Load [t]:7,5 Baumuster / Type:958.203/207	(66) (86) (23) (28)	



MERCEDES-BENZ

AXOR 1823 - 2044 4x2 01.02 -

 1	Lenkstange / Centre Rod Assembly Schubstange / Push Rod einseitig verstellbar / Adjustable on one side Länge [mm] / Length [mm]:895 Konusmaß [mm] / Cone Size [mm]:28,6 Rohr-Ø [mm] / Pipe Ø [mm]:36 mit Zubehör / with accessories mit Sicherungsmutter / with lock nut	(6) (85) (101) (69) (58) (80) (140) (138)	25721 01  002 460 46 05 23077 01	
	2035 S 2040 S 2044 S	01.11 - 01.11 - 01.11 -	Lenkstockhebel zur 1. VA / Pitman Arm to 1st FA Trommelbremse / Drum Brake Achsausführung / Axle Version:VL4 Baumuster / Type:958.431/433	(66) (86) (19) (28)
	1835 LS	01.11 -	 Lenkstockhebel zur 1. VA / Pitman Arm to 1st FA Trommelbremse / Drum Brake Achslast [t] / Axle Load [t]:7,5 Baumuster / Type:944.032-033	(66) (86) (23) (28)
	1933	10.04 -	 Lenkstockhebel zur 1. VA / Pitman Arm to 1st FA Trommelbremse / Drum Brake Achslast [t] / Axle Load [t]:7,5 Baumuster / Type:958.203	(66) (86) (23) (28)
 1	Lenkstange / Centre Rod Assembly Schubstange / Push Rod einseitig verstellbar / Adjustable on one side Länge [mm] / Length [mm]:886 Konusmaß [mm] / Cone Size [mm]:30 Rohr-Ø [mm] / Pipe Ø [mm]:38 mit Zubehör / with accessories mit Sicherungsmutter / with lock nut	(6) (85) (101) (69) (58) (80) (140) (138)	31150 01  003 460 44 05 11505 03	
	1823, 1823 L, 1824, 1824 L, LL 1826, 1826 L, LL 1833, 1833 L, LL	10.04 - 10.04 - 10.04 -	Lenkstockhebel zur 1. VA / Pitman Arm to 1st FA Achslast [t] / Axle Load [t]:9 Scheibenbremse / Disc Brake Baumuster / Type:950.531-539	(66) (23) (83) (28)
	1823, 1823 L, 1824, 1824 L, LL 1826, 1826 L, LL 1833, 1833 L, LL	10.04 - 10.04 - 10.04 -	 Lenkstockhebel zur 1. VA / Pitman Arm to 1st FA Achslast [t] / Axle Load [t]:9 Scheibenbremse / Disc Brake Baumuster / Type:950.501-509	(66) (23) (83) (28)
	1823 LS, 1824 LS 1826 LS 1828 LS 1829 LS 1833 LS	10.04 - 10.04 - 10.04 - 10.04 - 10.04 -	Lenkstockhebel zur 1. VA / Pitman Arm to 1st FA Achslast [t] / Axle Load [t]:9 Scheibenbremse / Disc Brake Radstand [mm] / Wheelbase [mm]:3600 Baumuster / Type:954.532	(66) (23) (83) (76) (28)
	1828, 1828 L, 1829, 1829 L, LL	10.04 -	 Lenkstockhebel zur 1. VA / Pitman Arm to 1st FA Achslast [t] / Axle Load [t]:9 Scheibenbremse / Disc Brake Baumuster / Type:950.501-509	(66) (23) (83) (28)
	1828, 1828 L, 1829, 1829 L, LL	10.04 -	Lenkstockhebel zur 1. VA / Pitman Arm to 1st FA Achslast [t] / Axle Load [t]:9 Scheibenbremse / Disc Brake Baumuster / Type:374.502	(66) (23) (83) (28)
	1828, 1828 L, 1829, 1829 L, LL	10.04 -	Lenkstockhebel zur 1. VA / Pitman Arm to 1st FA Achslast [t] / Axle Load [t]:9 Scheibenbremse / Disc Brake Baumuster / Type:950.531-539	(66) (23) (83) (28)
	1823 K, 1823 KL, 1824 K 1826 K 1828 K, 1828 KL, 1829 K 1833 K	10.04 - 10.04 - 10.04 - 10.04 -	 Lenkstockhebel zur 1. VA / Pitman Arm to 1st FA Achslast [t] / Axle Load [t]:9 Scheibenbremse / Disc Brake Radstand [mm] / Wheelbase [mm]:3600 Radstand [mm] / Wheelbase [mm]:3900 Baumuster / Type:952.502-503	(66) (23) (83) (76) (76) (28)






MERCEDES-BENZ

AXOR 1823 - 2044






4x2

01.02 -

1	Lenkstange / Centre Rod Assembly Schubstange / Push Rod einseitig verstellbar / Adjustable on one side Länge [mm] / Length [mm]:905 Konusmaß [mm] / Cone Size [mm]:28,6 Rohr-Ø [mm] / Pipe Ø [mm]:42 mit Zubehör / with accessories	(6) (85) (101) (69) (58) (80) (140)	34003 01 375 460 11 05  27623 01
	1823	01.02 - 10.04	Lenkstockhebel zur 1. VA / Pitman Arm to 1st FA (66) Trommelbremse / Drum Brake (86) Baumuster / Type:375.301 (28) Gerade Vorderachse / Straight front axle (48)
	1823 K	01.02 - 10.04	Lenkstockhebel zur 1. VA / Pitman Arm to 1st FA (66) Trommelbremse / Drum Brake (86) Baumuster / Type:375.303 (28) Gerade Vorderachse / Straight front axle (48)
1	Lenkstange / Centre Rod Assembly Schubstange / Push Rod einseitig verstellbar / Adjustable on one side Länge [mm] / Length [mm]:916 Konusmaß [mm] / Cone Size [mm]:28,6 Rohr-Ø [mm] / Pipe Ø [mm]:36 mit Zubehör / with accessories mit Sicherungsmutter / with lock nut	(6) (85) (101) (69) (58) (80) (140) (138)	36723 01 003 460 51 05  23077 01
	1823, 1823 L, 1824, 1824 L, LL	10.04 -	Lenkstockhebel zur 1. VA / Pitman Arm to 1st FA (66) Trommelbremse / Drum Brake (86) Achsausführung / Axle Version:VL 4/55D-7,5, VL 4/56D-7,5 (19) Achslast [t] / Axle Load [t]:7,5 (23) Baumuster / Type:950.501-509 (28)
	1826, 1826 L, LL	10.04 -	
	1828, 1828 L, 1829, 1829 L, LL	10.04 -	
	1833, 1833 L, LL	10.04 -	
	1823 K, 1823 KL, 1824 K	10.04 -	Lenkstockhebel zur 1. VA / Pitman Arm to 1st FA (66) Trommelbremse / Drum Brake (86) Achsausführung / Axle Version:VL 4/55D-7,5, VL 4/56D-7,5 (19) Achslast [t] / Axle Load [t]:7,5 (23) Baumuster / Type:952.502-503 (28)
1826 K	10.04 -		
1828 K, 1828 KL, 1829 K	10.04 -		
6	Spurstange / Rod Assembly Führungsstange / Guide Rod beidseitig verstellbar / Adjustable on both sides Länge [mm] / Length [mm]:1565 Konusmaß [mm] / Cone Size [mm]:32 Rohr-Ø [mm] / Pipe Ø [mm]:50 mit Zubehör / with accessories	(9) (46) (100) (69) (58) (80) (140)	22807 01 942 330 09 03  11394 04 12280 04
	1823, 1823 L, 1824, 1824 L, LL	10.04 -	Achsausführung / Axle Version:739544 (19) ab Achsnummer / from Axle Number:544049 (93) Baumuster / Type:950.507-509/531-538/501-506 (28)
	1826, 1826 L, LL	10.04 -	
	1828, 1828 L, 1829, 1829 L, LL	10.04 -	Achsausführung / Axle Version:739544 (19) ab Achsnummer / from Axle Number:544049 (93) Baumuster / Type:950.501-506/531-536 (28)
	1833, 1833 L, LL	10.04 -	






MERCEDES-BENZ

AXOR 1823 - 2044		4x2	01.02 -	
 6	Spurstange / Rod Assembly Führungsstange / Guide Rod beidseitig verstellbar / Adjustable on both sides Länge [mm] / Length [mm]:1735 Konusmaß [mm] / Cone Size [mm]:32 Rohr-Ø [mm] / Pipe Ø [mm]:50 mit Zubehör / with accessories	(9) (46) (100) (69) (58) (80) (140)		23988 01 941 330 02 03  ▲ 11394 04 ▲ 12280 04
	1823 K	01.02 - 10.04	Achsausführung / Axle Version:739500 Baumuster / Type:375.303	(19) (28)
	1823, 1823 L, 1824, 1824 L, LL 1826, 1826 L, LL 1828, 1828 L, 1829, 1829 L, LL 1833, 1833 L, LL	10.04 - 10.04 - 10.04 - 10.04 -	Achsausführung / Axle Version:739500 Baumuster / Type:950.501-509	(19) (28)
	1823 LS, 1824 LS 1826 LS 1829 LS 1833 LS	10.04 - 10.04 - 10.04 - 10.04 -	Achsausführung / Axle Version:739500 Baumuster / Type:954.532	(19) (28)
	1823 K, 1823 KL, 1824 K 1826 K 1828 K, 1828 KL, 1829 K 1833 K	10.04 - 10.04 - 10.04 - 10.04 -	Achsausführung / Axle Version:739500 Baumuster / Type:952.502-503	(19) (28)
	1835 LS	01.11 -	Achsausführung / Axle Version:739.500 Achslast [t] / Axle Load [t]:7,5 für / for:SKN-V Baumuster / Type:944.032-033	(19) (23) (102) (28)
	1828 LS	10.04 -	Achsausführung / Axle Version:739.500 Baumuster / Type:954.532	(19) (28)
	 6	Spurstange / Rod Assembly Führungsstange / Guide Rod beidseitig verstellbar / Adjustable on both sides Länge [mm] / Length [mm]:1465 Konusmaß [mm] / Cone Size [mm]:32 Rohr-Ø [mm] / Pipe Ø [mm]:40 mit Zubehör / with accessories	(9) (46) (100) (69) (58) (80) (140)	
1823, 1823 L, 1824, 1824 L, LL		10.04 -	Achsausführung / Axle Version:739520 Baumuster / Type:950.546 Fahrstellhöhe niedrig 868 mm / height of chassis low 868 mm	(19) (28) (44)
 6	Spurstange / Rod Assembly Führungsstange / Guide Rod beidseitig verstellbar / Adjustable on both sides Länge [mm] / Length [mm]:1625 Konusmaß [mm] / Cone Size [mm]:32 Rohr-Ø [mm] / Pipe Ø [mm]:52 mit Zubehör / with accessories	(9) (46) (100) (69) (58) (80) (140)		23992 01 949 330 02 03  ▲ 11394 04 ▲ 12280 04
	1823, 1823 L, 1824, 1824 L, LL 1828, 1828 L, 1829, 1829 L, LL	10.04 - 10.04 -	Achsausführung / Axle Version:739570, 739411 Baumuster / Type:950.501-509/531-539	(19) (28)
	1823 LS, 1824 LS 1826 LS 1829 LS 1833 LS	10.04 - 10.04 - 10.04 - 10.04 -	Achsausführung / Axle Version:739570 Baumuster / Type:954.532	(19) (28)
	1826, 1826 L, LL	10.04 -	Achsausführung / Axle Version:739570, 739411 Baumuster / Type:950.501-506/531-536	(19) (28)
	1833, 1833 L, LL	10.04 -	für Fzg. mit zul. Gesamtgewicht [t] / for vehicles with permissible total weight [t]:25 Achsausführung / Axle Version:739570, 6x2 Baumuster / Type:950.602-605	(121) (19) (28)
	1823 K, 1823 KL, 1824 K 1826 K 1828 K, 1828 KL, 1829 K 1833 K	10.04 - 10.04 - 10.04 - 10.04 -	Achsausführung / Axle Version:739570, 739411 Baumuster / Type:952.502-503	(19) (28)
	1828 LS	10.04 -	Achsausführung / Axle Version:739.570 Baumuster / Type:954.532	(19) (28)



MERCEDES-BENZ





AXOR 1823 - 2044 4x2 01.02 -

6	Spurstange / Rod Assembly Führungsstange / Guide Rod beidseitig verstellbar / Adjustable on both sides Länge [mm] / Length [mm]:1532 Konusmaß [mm] / Cone Size [mm]:32 Rohr-Ø [mm] / Pipe Ø [mm]:50 mit Zubehör / with accessories	(9) (46) (100) (69) (58) (80) (140)	23995 01 949 330 18 03  11394 04 12280 04	
	1823, 1823 L, 1824, 1824 L, LL 1828, 1828 L, 1829, 1829 L, LL 1833, 1833 L, LL 1826, 1826 L, LL	10.04 - 10.04 - 10.04 - 10.04 -	Achsausführung / Axle Version:739411 Baumuster / Type:950.501-509	(19) (28)
	1823 K, 1823 KL, 1824 K 1826 K 1828 K, 1828 KL, 1829 K 1833 K	10.04 - 10.04 - 10.04 - 10.04 -	Achsausführung / Axle Version:739411 Baumuster / Type:952.502-503	(19) (28)
	1823, 1823 L, 1824, 1824 L, LL 1828, 1828 L, 1829, 1829 L, LL 1833, 1833 L, LL 1826, 1826 L, LL	10.04 - 10.04 - 10.04 - 10.04 -	Achsausführung / Axle Version:739543 Baumuster / Type:950.501-509	(19) (28)
	1823 K, 1823 KL, 1824 K 1826 K 1828 K, 1828 KL, 1829 K 1833 K 2035 S 2040 S 2044 S	10.04 - 10.04 - 10.04 - 10.04 - 01.11 - 01.11 - 01.11 -	Achsausführung / Axle Version:739543 Baumuster / Type:950.501-506 Achsausführung / Axle Version:739543 Baumuster / Type:952.502-503 Achsausführung / Axle Version:739.392 Achslast [t] / Axle Load [t]:7,5 Trommelbremse / Drum Brake Baumuster / Type:958.431/433	(19) (28) (19) (28) (19) (23) (86) (28)
6	Spurstange / Rod Assembly Führungsstange / Guide Rod einseitig verstellbar / Adjustable on one side Länge [mm] / Length [mm]:1735 Konusmaß [mm] / Cone Size [mm]:32 Rohr-Ø [mm] / Pipe Ø [mm]:62 mit Zubehör / with accessories mit Kronenmutter / with crown nut	(9) (46) (101) (69) (58) (80) (140) (134)	37329 01 945 330 00 03  24445 01 37235 01	
	1823, 1823 L, 1824, 1824 L, LL	10.04 -	Achsausführung / Axle Version:739520 Baumuster / Type:950.546	(19) (28)
6	Spurstange / Rod Assembly Führungsstange / Guide Rod einseitig verstellbar / Adjustable on one side Länge [mm] / Length [mm]:1687 Konusmaß [mm] / Cone Size [mm]:32 Rohr-Ø [mm] / Pipe Ø [mm]:52 mit Zubehör / with accessories mit Kronenmutter / with crown nut	(9) (46) (101) (69) (58) (80) (140) (134)	37331 01 949 330 16 03  30737 01 37235 01	
	1823 1823 K	01.02 - 10.04 01.02 - 10.04	Achsausführung / Axle Version:739541 Baumuster / Type:375.301/303	(19) (28)
	1823, 1823 L, 1824, 1824 L, LL 1826, 1826 L, LL 1833, 1833 L, LL	10.04 - 10.04 - 10.04 -	Achsausführung / Axle Version:739541 Baumuster / Type:950.501-509	(19) (28)
	1823 LS, 1824 LS 1826 LS 1829 LS 1833 LS	10.04 - 10.04 - 10.04 - 10.04 -	Achsausführung / Axle Version:739541 Baumuster / Type:954.532	(19) (28)
	1828, 1828 L, 1829, 1829 L, LL	10.04 -	Achsausführung / Axle Version:739541 Baumuster / Type:950.501-509	(19) (28)
	1828, 1828 L, 1829, 1829 L, LL	10.04 -	Achsausführung / Axle Version:739541 Baumuster / Type:374.502	(19) (28)
	1823 K, 1823 KL, 1824 K 1826 K 1828 K, 1828 KL, 1829 K 1833 K	10.04 - 10.04 - 10.04 - 10.04 -	Achsausführung / Axle Version:739541 Baumuster / Type:952.502-503	(19) (28)
	1828 LS	10.04 -	Achsausführung / Axle Version:739.541 Baumuster / Type:954.532	(19) (28)



MERCEDES-BENZ

AXOR 1823 - 2044 4x2 01.02 -

 6	Spurstange / Rod Assembly Führungsstange / Guide Rod einseitig verstellbar / Adjustable on one side Länge [mm] / Length [mm]:1735 Konusmaß [mm] / Cone Size [mm]:32 Rohr-Ø [mm] / Pipe Ø [mm]:52 mit Zubehör / with accessories mit Kronenmutter / with crown nut	(9) (46) (101) (69) (58) (80) (140) (134)	37332 01 942 330 00 03 30737 01 37235 01		
	1835 LS	01.02 - 10.04	Achsausführung / Axle Version:739508, 739548 Baumuster / Type:944.032-033	(19) (28)	
	1840 LS	01.02 - 10.04	Achsausführung / Axle Version:739509, 739549 Baumuster / Type:944.032-033	(19) (28)	
	1836 LS, LLS 1840 LS, LLS 1843 LS 1843 LS, LLS	10.04 - 10.04 - 01.02 - 10.04 10.04 -	Achsausführung / Axle Version:739510, 739550 Baumuster / Type:944.032-033	(19) (28)	
	1823	01.02 - 10.04	Achsausführung / Axle Version:739510 Baumuster / Type:375.301	(19) (28)	
	1823, 1823 L, 1824, 1824 L, LL 1828, 1828 L, 1829, 1829 L, LL 1833, 1833 L, LL	10.04 - 10.04 - 10.04 -	Achsausführung / Axle Version:739510, 739550 Baumuster / Type:950.501-509/531-539	(19) (28)	
	1823 LS, 1824 LS 1826 LS 1829 LS 1833 LS	10.04 - 10.04 - 10.04 - 10.04 -	Achsausführung / Axle Version:739550 Baumuster / Type:954.532	(19) (28)	
	1826, 1826 L, LL	10.04 -	Achsausführung / Axle Version:739510, 739550 Baumuster / Type:950.501-506/531-536	(19) (28)	
	1823 K, 1823 KL, 1824 K 1826 K 1828 K, 1828 KL, 1829 K 1833 K	10.04 - 10.04 - 10.04 - 10.04 -	Achsausführung / Axle Version:739510, 739550 Baumuster / Type:952.502-503	(19) (28)	
	1835 LS	01.11 -	Achsausführung / Axle Version:739.510/550 Achslast [t] / Axle Load [t]:7,5 Achslast [t] / Axle Load [t]:8,0 für / for:SKN-L Baumuster / Type:944.032-033	(19) (23) (23) (102) (28)	
	1828 LS	10.04 -	Achsausführung / Axle Version:739.550 Baumuster / Type:954.532	(19) (28)	
	 12	Lenker, Radaufhängung / Track Control Arm Längslenker / Trailing Arm Länge [mm] / Length [mm]:754 Lochabstand 1/Lochabstand 2 / Hole Pitch 1/ Hole Pitch 2:100 Bohrung-Ø 1 / Bohrung-Ø 2 [mm] / Bore Ø 1 / Bore Ø 2 [mm]:17/17 Bohrung-Ø [mm] / Bore Ø [mm]:24,2 Lochanzahl / Number of Holes:3 Rohr-Ø [mm] / Pipe Ø [mm]:40 Molekularlager / Molecular Bearing	(5) (70) (69) (67) (30) (33) (68) (80) (71)	22053 01 941 330 00 11 22090 01	
		1823, 1823 L, 1824, 1824 L, LL	10.04 -	1.VA / 1st FA Baumuster / Type:950.531-539	(15) (28)
		1823, 1823 L, 1824, 1824 L, LL	10.04 -	1.VA / 1st FA Radstand [mm] / Wheelbase [mm]:5400 Baumuster / Type:950.546 Fahrgestellhöhe niedrig 868 mm / height of chassis low 868 mm	(15) (76) (28) (44)
		1823 LS, 1824 LS 1826 LS 1828 LS 1829 LS 1833 LS	10.04 - 10.04 - 10.04 - 10.04 - 10.04 -	1.VA / 1st FA Radstand [mm] / Wheelbase [mm]:3600 Baumuster / Type:954.532	(15) (76) (28)
1826, 1826 L, LL 1828, 1828 L, 1829, 1829 L, LL 1833, 1833 L, LL		10.04 - 10.04 - 10.04 -	1.VA / 1st FA Baumuster / Type:950.531-536	(15) (28)	










MERCEDES-BENZ

AXOR 1823 - 2044

4x2

01.02 -

 19	Lenker, Radaufhängung / Track Control Arm Querlenker / Control Arm Länge [mm] / Length [mm]:845 Rohr-Ø [mm] / Pipe Ø [mm]:62 Bohrung-Ø 1 / Bohrung-Ø 2 [mm] / Bore Ø 1 / Bore Ø 2 [mm]:17/17 Lochabstand 1/Lochabstand 2 / Hole Pitch 1/ Hole Pitch 2:100/100 Molekularlager / Molecular Bearing	(5) (75) (69) (80) (30) (67) (71)	22092 01 © 22090 01 	941 330 00 07
	1823, 1823 L, 1824, 1824 L, LL	10.04 -	 1.VA / 1st FA Radstand [mm] / Wheelbase [mm]:5400 Baumuster / Type:950.546 Fahrgestellhöhe niedrig 868 mm / height of chassis low 868 mm	(15) (76) (28) (44)
	1823, 1823 L, 1824, 1824 L, LL	10.04 -	 1.VA / 1st FA Baumuster / Type:950.531-539	(15) (28)
	1823 LS, 1824 LS 1826 LS 1828 LS 1829 LS 1833 LS	10.04 - 10.04 - 10.04 - 10.04 - 10.04 -	 1.VA / 1st FA Radstand [mm] / Wheelbase [mm]:3600 Baumuster / Type:954.532	(15) (76) (28)
	1826, 1826 L, LL	10.04 -	 1.VA / 1st FA Baumuster / Type:950.531-536	(15) (28)
	1828, 1828 L, 1829, 1829 L, LL 1833, 1833 L, LL	10.04 - 10.04 -	 1.VA / 1st FA Baumuster / Type:950.531-539	(15) (28)













MERCEDES-BENZ

AXOR 1823 - 2044




4x2

01.02 -

 8	Lenker, Radaufhängung / Track Control Arm Dreieckslenker (Nfz) / Wishbone (CV) Länge [mm] / Length [mm]:622 Rohr-Ø [mm] / Pipe Ø [mm]:46 Bohrung-Ø 1 / Bohrung-Ø 2 [mm] / Bore Ø 1 / Bore Ø 2 [mm]:25/25/25 Lochabstand 1/Lochabstand 2 / Hole Pitch 1/ Hole Pitch 2:152/130/130 Molekularlager / Molecular Bearing	(5) (38) (69) (80) (30) (67) (71)	21168 01 © 30587 01 © 30589 01	942 350 15 05 
	1823, 1823 L, 1824, 1824 L, LL 1828, 1828 L, 1829, 1829 L, LL	10.04 - 10.04 -	 1.HA / 1st RA ->Chass. L 041975 Radstand [mm] / Wheelbase [mm]:4800 Radstand [mm] / Wheelbase [mm]:5400 Radstand [mm] / Wheelbase [mm]:5700 Baumuster / Type:950.544/546-547 Fahrgestellhöhe niedrig 868 mm / height of chassis low 868 mm	(14) (76) (76) (76) (28) (44)
	1823, 1823 L, 1824, 1824 L, LL 1828, 1828 L, 1829, 1829 L, LL	10.04 - 10.04 -	 1.HA / 1st RA ->Chass. L 041975 Radstand von [mm] / Wheelbase from [mm]:3900 Radstand bis [mm] / Wheelbase to [mm]:6300 Baumuster / Type:950.531-539	(14) (78) (77) (28)
	1823 LS, 1824 LS 1826 LS 1828 LS 1829 LS 1833 LS	10.04 - 10.04 - 10.04 - 10.04 - 10.04 -	 1.HA / 1st RA ->Chass. L 041975 Radstand [mm] / Wheelbase [mm]:3600 Baumuster / Type:954.532	(14) (76) (28)
	1826, 1826 L, LL	10.04 -	 1.HA / 1st RA ->Chass. L 041975 Radstand von [mm] / Wheelbase from [mm]:3900 Radstand bis [mm] / Wheelbase to [mm]:5400 Baumuster / Type:950.531-536	(14) (78) (77) (28)
	1826, 1826 L, LL	10.04 -	 1.HA / 1st RA ->Chass. L 041975 Radstand [mm] / Wheelbase [mm]:4800 Radstand [mm] / Wheelbase [mm]:5400 Radstand [mm] / Wheelbase [mm]:5700 Baumuster / Type:950.544/546-547 Fahrgestellhöhe niedrig 868 mm / height of chassis low 868 mm	(14) (76) (76) (76) (28) (44)
	1833, 1833 L, LL	10.04 -	 1.HA / 1st RA Radstand [mm] / Wheelbase [mm]:4800 Radstand [mm] / Wheelbase [mm]:5400 Radstand [mm] / Wheelbase [mm]:5700 Baumuster / Type:950.544/546-547 ->Chass. L 041975 Fahrgestellhöhe niedrig 868 mm / height of chassis low 868 mm	(14) (76) (76) (76) (28) (44)
	1833, 1833 L, LL	10.04 -	 1.HA / 1st RA ->Chass. L 041975 Radstand von [mm] / Wheelbase from [mm]:3900 Radstand bis [mm] / Wheelbase to [mm]:6300 Baumuster / Type:950.531-539	(14) (78) (77) (28)
	1833, 1833 L, LL	10.04 -	 1.HA / 1st RA ->Chass. L 041975 Baumuster / Type:950.601-608	(14) (28)



MERCEDES-BENZ

AXOR 1823 - 2044		4x2	01.02 -
<div style="border: 1px solid black; padding: 2px; display: inline-block;">8</div> Lenker, Radaufhängung / Track Control Arm Dreieckslenker (Nfz) / Wishbone (CV) Länge [mm] / Length [mm]:622 Rohr-Ø [mm] / Pipe Ø [mm]:46 Bohrung-Ø 1 / Bohrung-Ø 2 [mm] / Bore Ø 1 / Bore Ø 2 [mm]:25/23/23 Lochabstand 1/Lochabstand 2 / Hole Pitch 1/ Hole Pitch 2:152/130/130 Molekularlager / Molecular Bearing	(5)		31887 01 942 350 12 05 © 30588 01
	(38)		
	(69)		
	(80)		
	(30)		
	(67)		
	(71)		
	1835 LS 01.02 - 10.04 1840 LS 01.02 - 10.04		☰
1843 LS 01.02 - 10.04	☰	Chass. L 041976-> Radstand [mm] / Wheelbase [mm]:3600 Radstand [mm] / Wheelbase [mm]:3900 Baumuster / Type:944.032-033	(76) (76) (28)
1843 LS 01.02 - 10.04	☰	Chass. L 041976-> Radstand [mm] / Wheelbase [mm]:3600 Radstand [mm] / Wheelbase [mm]:3900 Baumuster / Type:944.032-033 Fahrgerstellhöhe niedrig 868 mm / height of chassis low 868 mm	(76) (76) (28) (44)
1823 LS, 1824 LS 10.04 - 1826 LS 10.04 - 1828 LS 10.04 - 1829 LS 10.04 - 1833 LS 10.04 -	☰	Radstand [mm] / Wheelbase [mm]:3300 Baumuster / Type:954.532	(76) (28)
1836 LS, LLS 10.04 - 1840 LS, LLS 10.04 - 1843 LS, LLS 10.04 -	☰	Radstand [mm] / Wheelbase [mm]:3600 Radstand [mm] / Wheelbase [mm]:3900 Baumuster / Type:944.032-033	(76) (76) (28)
1835 LS 01.11 -	☰	Antriebsachse / Drive Axle Baumuster / Type:944.032-033	(25) (28)
Schraube, Spureinstellung / Bolt, wheel alignment DIN/ISO / DIN / ISO:DIN 22mm/ISO 21mm Länge [mm] / Length [mm]:110 Innengewinde [mm] / Inner Thread [mm]:M30x1,5 mit Rechtsgewinde / with right-hand thread Aussengewinde [mm] / Outer Thread [mm]:M38x1,5 mit Linksgewinde / with left-hand thread	(8)		21971 01 000 992 21 39
	(34)		
	(69)		
	(55)		
1933 S 01.11 -		an Spurstange / at steering track rod Baumuster / Type:958.203/207	(99) (28)
2035 S 01.11 -		an Spurstange / at steering track rod	(99)
2040 S 01.11 -		Achsausführung / Axle Version:739.390	(19)
2044 S 01.11 -		Achslast [t] / Axle Load [t]:7,5 Scheibenbremse / Disc Brake Baumuster / Type:958.431/433	(23) (83) (28)
1933 10.04 -		an Spurstange / at steering track rod Baumuster / Type:958.203	(99) (28)
Spurstangenkopf / Tie Rod End Länge [mm] / Length [mm]:141 Gewindemaß / Thread Size:M30x1,5 mit Außengewinde / with external thread mit Rechtsgewinde / with right-hand thread Konusmaß [mm] / Cone Size [mm]:32 mit Zubehör / with accessories	(10)		30737 01 001 330 99 35
	(69)		
	(49)		
	(131)		
	(137)		
1933 S 01.11 -		an Spurstange / at steering track rod Baumuster / Type:958.203/207	(99) (28)
2035 S 01.11 -		an Spurstange / at steering track rod	(99)
2040 S 01.11 -		Achsausführung / Axle Version:739.390	(19)
2044 S 01.11 -		Achslast [t] / Axle Load [t]:7,5 Scheibenbremse / Disc Brake Baumuster / Type:958.431/433	(23) (83) (28)
1933 10.04 -		an Spurstange / at steering track rod Baumuster / Type:958.203	(99) (28)





MERCEDES-BENZ

AXOR 1823 - 2044
















4x2

01.02 -

<p>Kugelkopf, Schaltgestänge Ball Head, gearshift linkage für Fahrzeuge mit Schaltgestänge / for vehicles with gearshift linkage Gewindemaß / Thread Size:M12x1 Innengewinde / Inner Thread mit Rechtsgewinde / with right-hand thread Länge [mm] / Length [mm]:59 Konusmaß [mm] / Cone Size [mm]:10 mit Zubehör / with accessories</p>	<p>(3) (111) (49) (54) (137) (69) (58) (140)</p>	<p>33989 01 000 996 93 45</p> 	
<p>1835 LS 01.02 - 10.04 1840 LS 01.02 - 10.04 1843 LS 01.02 - 10.04</p>		<p>am Schaltgestänge / at gearshift linkage Baumuster / Type:375.408</p>	<p>(96) (28)</p>
<p>1828, 1828 L, 1829, 1829 L, LL 10.04 -</p>		<p>am Schaltgestänge / at gearshift linkage Baumuster / Type:374.502</p>	<p>(96) (28)</p>
<p>1836 LS, LLS 10.04 - 1843 LS, LLS 10.04 -</p>		<p>am Schaltgestänge / at gearshift linkage Baumuster / Type:944.032-033</p>	<p>(96) (28)</p>
<p>1840 LS, LLS 10.04 -</p>		<p>am Schaltgestänge / at gearshift linkage Baumuster / Type:944.033</p>	<p>(96) (28)</p>
<p>2035 S 01.11 - 2040 S 01.11 - 2044 S 01.11 -</p>		<p>am Schaltgestänge / at gearshift linkage Baumuster / Type:958.431/433</p>	<p>(96) (28)</p>
<p>Kugelkopf, Schaltgestänge Ball Head, gearshift linkage für Fahrzeuge mit Schaltgestänge / for vehicles with gearshift linkage Gewindemaß / Thread Size:M12x1 Innengewinde / Inner Thread mit Linksgewinde / with left-hand thread Länge [mm] / Length [mm]:59 Konusmaß [mm] / Cone Size [mm]:10 mit Zubehör / with accessories</p>	<p>(3) (111) (49) (54) (135) (69) (58) (140)</p>	<p>33990 01 000 996 94 45</p> 	
<p>1835 LS 01.02 - 10.04 1840 LS 01.02 - 10.04 1843 LS 01.02 - 10.04</p>		<p>am Schaltgestänge / at gearshift linkage Baumuster / Type:375.408</p>	<p>(96) (28)</p>
<p>1828, 1828 L, 1829, 1829 L, LL 10.04 -</p>		<p>am Schaltgestänge / at gearshift linkage Baumuster / Type:374.502</p>	<p>(96) (28)</p>
<p>1836 LS, LLS 10.04 - 1843 LS, LLS 10.04 -</p>		<p>am Schaltgestänge / at gearshift linkage Baumuster / Type:944.032-033</p>	<p>(96) (28)</p>
<p>1840 LS, LLS 10.04 -</p>		<p>am Schaltgestänge / at gearshift linkage Baumuster / Type:944.033</p>	<p>(96) (28)</p>
<p>2035 S 01.11 - 2040 S 01.11 - 2044 S 01.11 -</p>		<p>am Schaltgestänge / at gearshift linkage Baumuster / Type:958.431/433</p>	<p>(96) (28)</p>







MERCEDES-BENZ

AXOR 1823 - 2044		4x4	01.02 -		
 1 Lenkstange / Centre Rod Assembly Schubstange / Push Rod einseitig verstellbar / Adjustable on one side Länge [mm] / Length [mm]:905 Konusmaß [mm] / Cone Size [mm]:32 Rohr-Ø [mm] / Pipe Ø [mm]:38 mit Zubehör / with accessories		(6)		24316 01  11394 04 002 460 54 05	
	1828 A, 1829 A 1833 A	10.04 - 10.04 -	(85) (101) (69) (58) (80) (140)	 Lenkstockhebel zur 1. VA / Pitman Arm to 1st FA (66) Achslast VA ab [kg] / Axle Load FA from [kg]:7500 (20) Achslast VA bis [kg] / Axle Load FA to [kg]:7500 (21) Achslast VA ab [kg] / Axle Load FA from [kg]:9000 (20) Achslast VA bis [kg] / Axle Load FA to [kg]:9000 (21) Radstand [mm] / Wheelbase [mm]:4200 (76) Radstand [mm] / Wheelbase [mm]:4500 (76) Baumuster / Type:950.562-563 (28)	
	1823 AK, 1824 AK 1826 AK 1828 AK, 1829 AK 1833 AK	10.04 - 10.04 - 10.04 - 10.04 -	(66) (20) (21) (20) (21) (76) (76) (28)	 Lenkstockhebel zur 1. VA / Pitman Arm to 1st FA (66) Achslast VA ab [kg] / Axle Load FA from [kg]:7500 (20) Achslast VA bis [kg] / Axle Load FA to [kg]:7500 (21) Achslast VA ab [kg] / Axle Load FA from [kg]:9000 (20) Achslast VA bis [kg] / Axle Load FA to [kg]:9000 (21) Radstand [mm] / Wheelbase [mm]:3600 (76) Radstand [mm] / Wheelbase [mm]:3900 (76) Baumuster / Type:952.562-563 (28)	
 1 Lenkstange / Centre Rod Assembly Schubstange / Push Rod einseitig verstellbar / Adjustable on one side Länge [mm] / Length [mm]:893 Konusmaß [mm] / Cone Size [mm]:32 Rohr-Ø [mm] / Pipe Ø [mm]:38 mit Zubehör / with accessories		(6)		25361 01  11394 04 002 460 62 05	
	1828 A, 1829 A 1833 A	10.04 - 10.04 -	(85) (101) (69) (58) (80) (140)	 Lenkstockhebel zur 1. VA / Pitman Arm to 1st FA (66) Achslast [t] / Axle Load [t]:9 (23) Trommelbremse / Drum Brake (86) Radstand [mm] / Wheelbase [mm]:3600 (76) Radstand [mm] / Wheelbase [mm]:3900 (76) Baumuster / Type:950.562-563 (28)	
	1823 AK, 1824 AK 1826 AK 1828 AK, 1829 AK 1833 AK	10.04 - 10.04 - 10.04 - 10.04 -	(66) (23) (86) (76) (76) (28)	 Lenkstockhebel zur 1. VA / Pitman Arm to 1st FA (66) Achslast [t] / Axle Load [t]:9 (23) Trommelbremse / Drum Brake (86) Radstand [mm] / Wheelbase [mm]:3600 (76) Radstand [mm] / Wheelbase [mm]:3900 (76) Baumuster / Type:952.562-563 (28)	
 1 Lenkstange / Centre Rod Assembly Schubstange / Push Rod einseitig verstellbar / Adjustable on one side Länge [mm] / Length [mm]:885 Konusmaß [mm] / Cone Size [mm]:30 Konusmaß [mm] / Cone Size [mm]:32 Rohr-Ø [mm] / Pipe Ø [mm]:38 mit Zubehör / with accessories		(6)		27954 01  30737 01 002 460 51 05	
	1828 A, 1829 A 1833 A	10.04 - 10.04 -	(85) (101) (69) (58) (58) (80) (140)	 Lenkstockhebel zur 1. VA / Pitman Arm to 1st FA (66) Trommelbremse / Drum Brake (86) Achslast [t] / Axle Load [t]:7,5 (23) Achslast [t] / Axle Load [t]:9 (23) Radstand [mm] / Wheelbase [mm]:4200 (76) Radstand [mm] / Wheelbase [mm]:4500 (76) Baumuster / Type:950.562-563 (28)	
	1823 AK, 1824 AK 1826 AK 1828 AK, 1829 AK 1833 AK	10.04 - 10.04 - 10.04 - 10.04 -	(66) (86) (23) (23) (76) (76) (28)	 Lenkstockhebel zur 1. VA / Pitman Arm to 1st FA (66) Trommelbremse / Drum Brake (86) Achslast [t] / Axle Load [t]:7,5 (23) Achslast [t] / Axle Load [t]:9 (23) Radstand [mm] / Wheelbase [mm]:3600 (76) Radstand [mm] / Wheelbase [mm]:3900 (76) Baumuster / Type:952.562-563 (28)	



MERCEDES-BENZ

AXOR 1823 - 2044 4x4 01.02 -

6 Spurstange / Rod Assembly Führungsstange / Guide Rod einseitig verstellbar / Adjustable on one side Länge [mm] / Length [mm]:1438 Konusmaß [mm] / Cone Size [mm]:30 Rohr-Ø [mm] / Pipe Ø [mm]:58 mit Zubehör / with accessories	(9)	 19721 01 346 330 48 03 ▲ 11505 03	
	(46)		
	(101)		
	(69)		
1828 A, 1829 A	10.04 -	Achsausführung / Axle Version:730100	(19)
1833 A	10.04 -	Radstand [mm] / Wheelbase [mm]:4500	(76)
		Baumuster / Type:950.562-563	(28)
		Fahrzeugbreite 2300 mm / vehicle width 2300 mm	(45)
1823 AK, 1824 AK	10.04 -	Achsausführung / Axle Version:730100	(19)
1826 AK	10.04 -	Radstand [mm] / Wheelbase [mm]:3600	(76)
1828 AK, 1829 AK	10.04 -	Radstand [mm] / Wheelbase [mm]:3900	(76)
1833 AK	10.04 -	Baumuster / Type:952.562-563	(28)
		Fahrzeugbreite 2300 mm / vehicle width 2300 mm	(45)
6 Spurstange / Rod Assembly Führungsstange / Guide Rod einseitig verstellbar / Adjustable on one side Länge [mm] / Length [mm]:1588 Konusmaß [mm] / Cone Size [mm]:38 Rohr-Ø [mm] / Pipe Ø [mm]:60 mit Zubehör / with accessories	(9)	 20430 01 625 330 12 03 ▲ 19615 01	
	(46)		
	(101)		
	(69)		
1828 A, 1829 A	10.04 -	Achsausführung / Axle Version:730101, 730109, 730115	(19)
1833 A	10.04 -	Achslast [t] / Axle Load [t]:9	(23)
		Baumuster / Type:950.562-563	(28)
1823 AK, 1824 AK	10.04 -	Achsausführung / Axle Version:730101, 730109, 730115	(19)
1826 AK	10.04 -	Achslast [t] / Axle Load [t]:9	(23)
1828 AK, 1829 AK	10.04 -	Baumuster / Type:952.562-563	(28)
1833 AK	10.04 -		
6 Spurstange / Rod Assembly Führungsstange / Guide Rod einseitig verstellbar / Adjustable on one side Länge [mm] / Length [mm]:1588 Konusmaß [mm] / Cone Size [mm]:30 Rohr-Ø [mm] / Pipe Ø [mm]:58 mit Zubehör / with accessories	(9)	 23997 01 944 330 17 03 ▲ 11505 03	
	(46)		
	(101)		
	(69)		
1828 A, 1829 A	10.04 -	Achsausführung / Axle Version:730100, 730108	(19)
1833 A	10.04 -	Baumuster / Type:950.562-563	(28)
1823 AK, 1824 AK	10.04 -	Achsausführung / Axle Version:730100, 730108	(19)
1826 AK	10.04 -	Baumuster / Type:952.562-563	(28)
1828 AK, 1829 AK	10.04 -		
1833 AK	10.04 -	Achsausführung / Axle Version:730100, 730108	(19)
		Baumuster / Type:958.562-563	(28)
6 Spurstange / Rod Assembly Führungsstange / Guide Rod einseitig verstellbar / Adjustable on one side Länge [mm] / Length [mm]:1588 Konusmaß [mm] / Cone Size [mm]:30 Rohr-Ø [mm] / Pipe Ø [mm]:60 mit Zubehör / with accessories	(9)	 24315 01 944 330 05 03 ▲ 23775 01	
	(46)		
	(101)		
	(69)		
1828 A, 1829 A	10.04 -	Achsausführung / Axle Version:730100, 730108	(19)
1833 A	10.04 -	Baumuster / Type:950.562-563	(28)
1823 AK, 1824 AK	10.04 -	Achsausführung / Axle Version:730100, 730108	(19)
1826 AK	10.04 -	Baumuster / Type:952.562-563	(28)
1828 AK, 1829 AK	10.04 -		
1833 AK	10.04 -		

Pos







Ref.



MERCEDES-BENZ

AXOR 1823 - 2044 4x4 01.02 -

 8	<p>Lenker, Radaufhängung / Track Control Arm Dreieckslenker (Nfz) / Wishbone (CV) Länge [mm] / Length [mm]:622 Lochabstand 1/Lochabstand 2 / Hole Pitch 1/ Hole Pitch 2:152/130/130 Bohrung-Ø 1 / Bohrung-Ø 2 [mm] / Bore Ø 1 / Bore Ø 2 [mm]:25/25/25 Rohr-Ø [mm] / Pipe Ø [mm]:46 Molekularlager / Molecular Bearing</p>	<p>(5) (38) (69) (67) (30) (80) (71)</p>	<p>23069 02 948 350 30 05 © 30590 01 © 30589 01</p>	
	<p>1828 A, 1829 A 10.04 - 1833 A 10.04 -</p>		<p>Doppelachsaggregat / Tandem-axle Assembly (36) Achsausführung / Axle Version:2x10t, 2x13t (19) 1.HA / 1st RA (14) 2.HA / 2nd RA (16) Scheibenbremse / Disc Brake (83) Radstand [mm] / Wheelbase [mm]:4200 (76) Radstand [mm] / Wheelbase [mm]:4500 (76) Baumuster / Type:950.562-563 (28)</p>	
	<p>1823 AK, 1824 AK 10.04 - 1826 AK 10.04 - 1828 AK, 1829 AK 10.04 - 1833 AK 10.04 -</p>		<p>Doppelachsaggregat / Tandem-axle Assembly (36) Achsausführung / Axle Version:2x10t, 2x13t (19) 1.HA / 1st RA (14) 2.HA / 2nd RA (16) Scheibenbremse / Disc Brake (83) Radstand [mm] / Wheelbase [mm]:3600 (76) Radstand [mm] / Wheelbase [mm]:3900 (76) Baumuster / Type:952.562-563 (28)</p>	













MERCEDES-BENZ

AXOR 2436 - 2543






6x2

01.02 -

 1	Lenkstange / Centre Rod Assembly Schubstange / Push Rod einseitig verstellbar / Adjustable on one side Länge [mm] / Length [mm]:927 Konusmaß [mm] / Cone Size [mm]:30 Rohr-Ø [mm] / Pipe Ø [mm]:50	(6) (85) (101) (69) (58) (80)	24313 01 002 460 24 05  11505 03
	2528	01.04 -	 Lenkstockhebel zur 1. VA / Pitman Arm to 1st FA (66) Scheibenbremse / Disc Brake (83) Radstand [mm] / Wheelbase [mm]:3150 (76) Radstand [mm] / Wheelbase [mm]:3450 (76) Radstand [mm] / Wheelbase [mm]:3750 (76) Radstand [mm] / Wheelbase [mm]:4050 (76) Achsausführung / Axle Version:VL4, 6X2/4 (19) Baumuster / Type:950.623-626 (28)
	2533	01.04 -	 Lenkstockhebel zur 1. VA / Pitman Arm to 1st FA (66) Scheibenbremse / Disc Brake (83) Radstand [mm] / Wheelbase [mm]:3150 (76) Radstand [mm] / Wheelbase [mm]:3450 (76) Radstand [mm] / Wheelbase [mm]:3750 (76) Radstand [mm] / Wheelbase [mm]:4050 (76) / Achsausführung / Axle Version:6X2/4 (19) Baumuster / Type:950.623-626 (28)
	2533	01.04 -	Lenkstockhebel zur 1. VA / Pitman Arm to 1st FA (66) Achsausführung / Axle Version:VL4 (19) Scheibenbremse / Disc Brake (83) Baumuster / Type:950.626 (28)
 1	Lenkstange / Centre Rod Assembly Schubstange / Push Rod einseitig verstellbar / Adjustable on one side Länge [mm] / Length [mm]:895 Konusmaß [mm] / Cone Size [mm]:28,6 Rohr-Ø [mm] / Pipe Ø [mm]:40 mit Zubehör / with accessories	(6) (85) (101) (69) (58) (80) (140)	25447 01 002 460 50 05  27623 01
	2535 L, 2536 L, 2536 LL 2540 L, LL 2543 L, LL	10.04 - 10.04 - 10.04 -	 Lenkstockhebel zur 1. VA / Pitman Arm to 1st FA (66) Radstand [mm] / Wheelbase [mm]:4500 (76) Radstand [mm] / Wheelbase [mm]:4800 (76) Radstand [mm] / Wheelbase [mm]:5100 (76) Baumuster / Type:940.203-205 (28)
	2535 LS 2540 LS 2543 LS	01.02 - 10.04 01.02 - 10.04 01.02 - 10.04	 Lenkstockhebel zur 1. VA / Pitman Arm to 1st FA (66) Radstand [mm] / Wheelbase [mm]:3900 (76) Achsausführung / Axle Version:6x2/2 (19) Baumuster / Type:944.233 (28)
	2436 LS, 2536 LS 2440 LS, 2540 LS 2443 LS, 2543 LS	10.04 - 10.04 - 10.04 -	 Lenkstockhebel zur 1. VA / Pitman Arm to 1st FA (66) Achsausführung / Axle Version:VL4 (19) Baumuster / Type:944.235 (28)
	2543 S, 2543 LS	10.04 -	 Lenkstockhebel zur 1. VA / Pitman Arm to 1st FA (66) Achsausführung / Axle Version:VL4, 6x2/2 (19) Baumuster / Type:944.233 (28)



















MERCEDES-BENZ

AXOR 2436 - 2543		6x2	01.02 -		
 1	Lenkstange / Centre Rod Assembly Schubstange / Push Rod einseitig verstellbar / Adjustable on one side Länge [mm] / Length [mm]:895 Konusmaß [mm] / Cone Size [mm]:28,6 Rohr-Ø [mm] / Pipe Ø [mm]:36 mit Zubehör / with accessories mit Sicherungsmutter / with lock nut	(6) (85) (101) (69) (58) (80) (140) (138)		25721 01 002 460 46 05  23077 01	
	2523	01.02 - 10.04	Lenkstockhebel zur 1. VA / Pitman Arm to 1st FA Trommelbremse / Drum Brake Baumuster / Type:375.321	(66) (86) (28)	
	2523	01.02 - 10.04	Lenkstockhebel zur 1. VA / Pitman Arm to 1st FA Trommelbremse / Drum Brake Baumuster / Type:375.321	(66) (86) (28)	
	2528	01.02 - 10.04	Lenkstockhebel zur 1. VA / Pitman Arm to 1st FA Trommelbremse / Drum Brake Baumuster / Type:375.321-322	(66) (86) (28)	
	2528	01.02 - 10.04	Lenkstockhebel zur 1. VA / Pitman Arm to 1st FA Trommelbremse / Drum Brake Baumuster / Type:375.321-322	(66) (86) (28)	
	2523 K 2528 K, 2528 KL	01.02 - 10.04 01.11 -	Lenkstockhebel zur 1. VA / Pitman Arm to 1st FA Trommelbremse / Drum Brake Baumuster / Type:375.323	(66) (86) (28)	
	2535 LS 2540 LS 2543 LS	01.02 - 10.04 01.02 - 10.04 01.02 - 10.04	Lenkstockhebel zur 1. VA / Pitman Arm to 1st FA Trommelbremse / Drum Brake Radstand [mm] / Wheelbase [mm]:3900 Achsausführung / Axle Version:6x2/2 Baumuster / Type:944.233	(66) (86) (76) (19) (28)	
	2523	01.11 -	 Lenkstockhebel zur 1. VA / Pitman Arm to 1st FA Trommelbremse / Drum Brake Baumuster / Type:375.322	(66) (86) (28)	
	2535 S, 2535 LS 2540 S, 2540 LS	10.04 - 10.04 -	Lenkstockhebel zur 1. VA / Pitman Arm to 1st FA Trommelbremse / Drum Brake für / for:VL4 Baumuster / Type:958.461	(66) (86) (102) (28)	
	2543 S, 2543 LS	10.04 -	Lenkstockhebel zur 1. VA / Pitman Arm to 1st FA Trommelbremse / Drum Brake Achsausführung / Axle Version:6x2/2 Baumuster / Type:944.233	(66) (86) (19) (28)	
	2528 2533	01.04 - 01.04 -	Lenkstockhebel zur 1. VA / Pitman Arm to 1st FA Achsausführung / Axle Version:VL4 Trommelbremse / Drum Brake Baumuster / Type:950.626	(66) (19) (86) (28)	
	 1	Lenkstange / Centre Rod Assembly Schubstange / Push Rod einseitig verstellbar / Adjustable on one side Länge [mm] / Length [mm]:886 Konusmaß [mm] / Cone Size [mm]:30 Rohr-Ø [mm] / Pipe Ø [mm]:38 mit Zubehör / with accessories mit Sicherungsmutter / with lock nut	(6) (85) (101) (69) (58) (80) (140) (138)		31150 01 003 460 44 05  11505 03
		2535 L, 2536 L, 2536 LL	10.04 -	Lenkstockhebel zur 1. VA / Pitman Arm to 1st FA	(66)
2540 L, LL		10.04 -	Achslast [t] / Axle Load [t]:9 Scheibenbremse / Disc Brake	(23) (83)	
2543 L, LL		10.04 -	Radstand [mm] / Wheelbase [mm]:4500 Radstand [mm] / Wheelbase [mm]:4800 Radstand [mm] / Wheelbase [mm]:5100 Baumuster / Type:940.203-205	(76) (76) (76) (28)	











MERCEDES-BENZ

AXOR 2436 - 2543 6x2 01.02 -

 1	Lenkstange / Centre Rod Assembly Schubstange / Push Rod einseitig verstellbar / Adjustable on one side Länge [mm] / Length [mm]:905 Konusmaß [mm] / Cone Size [mm]:28,6 Rohr-Ø [mm] / Pipe Ø [mm]:42 mit Zubehör / with accessories	(6) (85) (101) (69) (58) (80) (140)	34003 01 375 460 11 05  27623 01	
	2523 01.11 - 2528 01.02 - 10.04	Lenkstockhebel zur 1. VA / Pitman Arm to 1st FA Trommelbremse / Drum Brake Baumuster / Type:375.322 Gerade Vorderachse / Straight front axle	(66) (86) (28) (48)	
	2523 K 01.02 - 10.04 2528 K, 2528 KL 01.11 -	Lenkstockhebel zur 1. VA / Pitman Arm to 1st FA Trommelbremse / Drum Brake Baumuster / Type:375.323 Gerade Vorderachse / Straight front axle	(66) (86) (28) (48)	
	2535 L, 2536 L, 2536 LL 2540 L, LL 2543 L, LL	10.04 - 10.04 - 10.04 -	Lenkstockhebel zur 1. VA / Pitman Arm to 1st FA Baumuster / Type:940.203-205 Trommelbremse / Drum Brake für Fahrzeuge mit Teilluftfederung / for vehicles with part-pneumatic suspension Gerade Vorderachse / Straight front axle	(66) (28) (86) (113) (48)
 1	Lenkstange / Centre Rod Assembly Schubstange / Push Rod einseitig verstellbar / Adjustable on one side Länge [mm] / Length [mm]:916 Konusmaß [mm] / Cone Size [mm]:28,6 Rohr-Ø [mm] / Pipe Ø [mm]:36 mit Zubehör / with accessories mit Sicherungsmutter / with lock nut	(6) (85) (101) (69) (58) (80) (140) (138)	36723 01 003 460 51 05  23077 01	
	2535 S, 2535 LS 10.04 - 2540 S, 2540 LS 10.04 -	Lenkstockhebel zur 1. VA / Pitman Arm to 1st FA Trommelbremse / Drum Brake Achsausführung / Axle Version:VL 4/55D-7,5 Achslast [t] / Axle Load [t]:7,5 Baumuster / Type:944.161	(66) (86) (19) (23) (28)	
 3	Lenkstange / Centre Rod Assembly Schubstange / Push Rod nicht verstellbar / not adjustable Länge [mm] / Length [mm]:1863 Konusmaß [mm] / Cone Size [mm]:30 Rohr-Ø [mm] / Pipe Ø [mm]:42 mit Zubehör / with accessories	(6) (85) (146) (69) (58) (80) (140)	24309 01 002 460 12 05	
	2528 01.04 - 2533 01.04 -	am Zwischenhebel / at the intermediate lever Zwischenhebel 2 zum Zwischenhebel 3 / Control arm 2 to control arm 3 Radstand [mm] / Wheelbase [mm]:4050 Baumuster / Type:950.626	(97) (90) (76) (28)	
 6	Spurstange / Rod Assembly Führungsstange / Guide Rod beidseitig verstellbar / Adjustable on both sides Länge [mm] / Length [mm]:1735 Konusmaß [mm] / Cone Size [mm]:32 Rohr-Ø [mm] / Pipe Ø [mm]:50 mit Zubehör / with accessories	(9) (46) (100) (69) (58) (80) (140)	23988 01 941 330 02 03  11394 04  12280 04	
	2523 K 01.02 - 10.04 2528 K, 2528 KL 01.11 -	Achsausführung / Axle Version:739.500 Baumuster / Type:375.323	(19) (28)	
 6	Spurstange / Rod Assembly Führungsstange / Guide Rod beidseitig verstellbar / Adjustable on both sides Länge [mm] / Length [mm]:1465 Konusmaß [mm] / Cone Size [mm]:32 Rohr-Ø [mm] / Pipe Ø [mm]:40 mit Zubehör / with accessories	(9) (46) (100) (69) (58) (80) (140)	23989 01 945 330 02 03  11394 04  12280 04	
	2528 01.04 - 2533 01.04 -	Achsausführung / Axle Version:739.520 Achslast [t] / Axle Load [t]:7,5 für / for:SKN-V/B2 Baumuster / Type:950.626	(19) (23) (102) (28)	










MERCEDES-BENZ

AXOR 2436 - 2543		6x2	01.02 -		
 6	Spurstange / Rod Assembly Führungsstange / Guide Rod beidseitig verstellbar / Adjustable on both sides Länge [mm] / Length [mm]:1625 Konusmaß [mm] / Cone Size [mm]:32 Rohr-Ø [mm] / Pipe Ø [mm]:52 mit Zubehör / with accessories	(9) (46) (100) (69) (58) (80) (140)		23992 01 949 330 02 03 ▲ 11394 04 ▲ 12280 04	
	2535 L, 2536 L, 2536 LL 2540 L, LL 2543 L, LL	10.04 - 10.04 - 10.04 -	Achsausführung / Axle Version:739570 Baumuster / Type:940.203-205	(19) (28)	
 6	Spurstange / Rod Assembly Führungsstange / Guide Rod beidseitig verstellbar / Adjustable on both sides Länge [mm] / Length [mm]:1664 Rohr-Ø [mm] / Pipe Ø [mm]:50 Konusmaß [mm] / Cone Size [mm]:32 mit Zubehör / with accessories	(9) (46) (100) (69) (80) (58) (140)		30478 01 942 330 03 03 ▲ 11394 04 ▲ 12280 04	
	2535 S, 2535 LS 2540 S, 2540 LS	10.04 - 10.04 -	Achsausführung / Axle Version:739.392 Achslast [t] / Axle Load [t]:7,5 Baumuster / Type:958.461	(19) (23) (28)	
 6	Spurstange / Rod Assembly Führungsstange / Guide Rod einseitig verstellbar / Adjustable on one side Länge [mm] / Length [mm]:1735 Konusmaß [mm] / Cone Size [mm]:32 Rohr-Ø [mm] / Pipe Ø [mm]:62 mit Zubehör / with accessories mit Kronenmutter / with crown nut	(9) (46) (101) (69) (58) (80) (140) (134)		37329 01 945 330 00 03 ▲ 24445 01 37235 01	
	2528 2533	01.04 - 01.04 -	Achsausführung / Axle Version:739.520 Achslast [t] / Axle Load [t]:7,5 für / for:SKN-V Baumuster / Type:950.626	(19) (23) (102) (28)	
 6	Spurstange / Rod Assembly Führungsstange / Guide Rod einseitig verstellbar / Adjustable on one side Länge [mm] / Length [mm]:1700 Konusmaß [mm] / Cone Size [mm]:32 Rohr-Ø [mm] / Pipe Ø [mm]:52 mit Zubehör / with accessories mit Kronenmutter / with crown nut	(9) (46) (101) (69) (58) (80) (140) (134)		37330 01 949 330 04 03 ▲ 30737 01 37235 01	
	2528 2533	01.04 - 01.04 -	Achsausführung / Axle Version:739.530 Achslast [t] / Axle Load [t]:7,5 Baumuster / Type:950.626	(19) (23) (28)	
 6	Spurstange / Rod Assembly Führungsstange / Guide Rod einseitig verstellbar / Adjustable on one side Länge [mm] / Length [mm]:1687 Konusmaß [mm] / Cone Size [mm]:32 Rohr-Ø [mm] / Pipe Ø [mm]:52 mit Zubehör / with accessories mit Kronenmutter / with crown nut	(9) (46) (101) (69) (58) (80) (140) (134)		37331 01 949 330 16 03 ▲ 30737 01 37235 01	
	2523 K 2528 K, 2528 KL	01.02 - 10.04 01.11 -	Achsausführung / Axle Version:739.541 Baumuster / Type:375.323	(19) (28)	













MERCEDES-BENZ

AXOR 2436 - 2543 6x2 01.02 -

 6	Spurstange / Rod Assembly Führungsstange / Guide Rod einseitig verstellbar / Adjustable on one side Länge [mm] / Length [mm]:1735 Konusmaß [mm] / Cone Size [mm]:32 Rohr-Ø [mm] / Pipe Ø [mm]:52 mit Zubehör / with accessories mit Kronenmutter / with crown nut	(9) (46) (101) (69) (58) (80) (140) (134)	37332 01 30737 01 37235 01	942 330 00 03 
	2528	01.02 - 10.04	Achsausführung / Axle Version:739510 Baumuster / Type:375.321-322	(19) (28)
	2535 L, 2536 L, 2536 LL 2540 L, LL 2543 L, LL	10.04 - 10.04 - 10.04 -	Achsausführung / Axle Version:739510, 739550 Baumuster / Type:940.203-205	(19) (28)
	2535 LS 2540 LS 2543 LS	01.02 - 10.04 01.02 - 10.04 01.02 - 10.04	Achsausführung / Axle Version:739510, 739550, 6x2/2 Baumuster / Type:944.233	(19) (28)
	2436 LS, 2536 LS 2440 LS, 2540 LS 2443 LS, 2543 LS	10.04 - 10.04 - 10.04 -	Achsausführung / Axle Version:739.510/550 Achslast [t] / Axle Load [t]:7,5 Achslast [t] / Axle Load [t]:8,0 für / for:SKN-L Baumuster / Type:944.235	(19) (23) (23) (102) (28)
	2523	01.11 -	Achsausführung / Axle Version:739.510 Achslast [t] / Axle Load [t]:7,5 Baumuster / Type:375.322	(19) (23) (28)
	2543 S, 2543 LS	10.04 -	Achslast [t] / Axle Load [t]:7,5 Achslast [t] / Axle Load [t]:8,0 für / for:SKN-L Achsausführung / Axle Version:739.510/550, 6x2/2 Baumuster / Type:944.233	(23) (23) (102) (19) (28)
	2528 2533	01.04 - 01.04 -	Achsausführung / Axle Version:739.510 Achslast [t] / Axle Load [t]:7,5 für / for:SKN-L Baumuster / Type:950.626	(19) (23) (102) (28)
	2528 2533	01.04 - 01.04 -	Achsausführung / Axle Version:739.550 Achslast [t] / Axle Load [t]:8,0 für / for:SKN-L Baumuster / Type:950.626	(19) (23) (102) (28)
	 12	Lenker, Radaufhängung / Track Control Arm Längslenker / Trailing Arm Länge [mm] / Length [mm]:754 Lochabstand 1/Lochabstand 2 / Hole Pitch 1/ Hole Pitch 2:100 Bohrung-Ø 1 / Bohrung-Ø 2 [mm] / Bore Ø 1 / Bore Ø 2 [mm]:17/17 Bohrung-Ø [mm] / Bore Ø [mm]:24,2 Lochanzahl / Number of Holes:3 Rohr-Ø [mm] / Pipe Ø [mm]:40 Molekularlager / Molecular Bearing	(5) (70) (69) (67) (30) (33) (68) (80) (71)	22053 01 22090 01
2535 L, 2536 L, 2536 LL 2540 L, LL 2543 L, LL		10.04 - 10.04 - 10.04 -	 1.VA / 1st FA Radstand [mm] / Wheelbase [mm]:4500 Radstand [mm] / Wheelbase [mm]:4800 Radstand [mm] / Wheelbase [mm]:5100 Baumuster / Type:940.203-205	(15) (76) (76) (76) (28)
 19	Lenker, Radaufhängung / Track Control Arm Querlenker / Control Arm Länge [mm] / Length [mm]:845 Rohr-Ø [mm] / Pipe Ø [mm]:62 Bohrung-Ø 1 / Bohrung-Ø 2 [mm] / Bore Ø 1 / Bore Ø 2 [mm]:17/17 Lochabstand 1/Lochabstand 2 / Hole Pitch 1/ Hole Pitch 2:100/100 Molekularlager / Molecular Bearing	(5) (75) (69) (80) (30) (67) (71)	22092 01 22090 01	
	2535 L, 2536 L, 2536 LL 2540 L, LL 2543 L, LL	10.04 - 10.04 - 10.04 -	 1.VA / 1st FA Radstand [mm] / Wheelbase [mm]:4500 Radstand [mm] / Wheelbase [mm]:4800 Radstand [mm] / Wheelbase [mm]:5100 Baumuster / Type:940.203-205	(15) (76) (76) (76) (28)



MERCEDES-BENZ

AXOR 2436 - 2543		6x2	01.02 -		
 5	Spurstangenkopf / Tie Rod End am Lenkzylinder / at steering cylinder Länge [mm] / Length [mm]:95 Konusmaß [mm] / Cone Size [mm]:30 Gewindemaß / Thread Size:M26x1,5 mit Rechtsgewinde / with right-hand thread Innengewinde / Inner Thread	(10) (95) (69) (58) (49) (137) (54)		19537 01 002 460 09 48 	
	2535 L, 2536 L, 2536 LL	10.04 -	Schleppachse / Tag Axle	(84)	
	2540 L, LL	10.04 -	Baumuster / Type:940.203-205	(28)	
	2543 L, LL	10.04 -			
2528	01.04 -	Schleppachse / Tag Axle	(84)		
2533	01.04 -	Baumuster / Type:950.626	(28)		
 7	Spurstange / Rod Assembly Schubstange / Push Rod Führungsstange / Guide Rod beidseitig verstellbar / Adjustable on both sides Länge [mm] / Length [mm]:1281 Konusmaß [mm] / Cone Size [mm]:30 Rohr-Ø [mm] / Pipe Ø [mm]:38 mit Zubehör / with accessories	(9) (85) (46) (100) (69) (58) (80) (140)		24311 01 357 460 35 05  ▲ 11505 03 ▲ 11492 03	
	2535 L, 2536 L, 2536 LL	10.04 -	Schleppachse / Tag Axle	(84)	
	2540 L, LL	10.04 -	für Fahrzeuge mit gelenkter Nachlaufachse / for vehicles with hinged trailing axle	(114)	
	2543 L, LL	10.04 -	Baumuster / Type:940.203-205	(28)	
 10	Lenker, Radaufhängung / Track Control Arm Längslenker / Trailing Arm nicht verstellbar / not adjustable Länge [mm] / Length [mm]:755 Lochabstand 1/Lochabstand 2 / Hole Pitch 1/ Hole Pitch 2:100/100 Bohrung-Ø 1 / Bohrung-Ø 2 [mm] / Bore Ø 1 / Bore Ø 2 [mm]:17/17 Rohr-Ø [mm] / Pipe Ø [mm]:58 Molekularlager / Molecular Bearing	(5) (70) (146) (69) (67) (30) (80) (71)		22054 01 945 330 00 11 ® 22090 01 	
	2528	01.04 -	Vorlaufachse / Leading Axle	(88)	
	2533	01.04 -	Baumuster / Type:950.626	(28)	
 10	Lenker, Radaufhängung / Track Control Arm Längslenker / Trailing Arm nicht verstellbar / not adjustable Länge [mm] / Length [mm]:565 Rohr-Ø [mm] / Pipe Ø [mm]:52 Bohrung-Ø 1 / Bohrung-Ø 2 [mm] / Bore Ø 1 / Bore Ø 2 [mm]:21/21 Lochabstand 1/Lochabstand 2 / Hole Pitch 1/ Hole Pitch 2:152/152 Molekularlager / Molecular Bearing	(5) (70) (146) (69) (80) (30) (67) (71)		29461 01 948 350 24 05 ® 25158 01 	
	2528	01.04 -	▼		
	2533	01.04 -	Antriebsachse / Drive Axle	(25)	
			Baumuster / Type:950.626	(28)	
 20	Lenker, Radaufhängung / Track Control Arm Querlenker / Control Arm Länge [mm] / Length [mm]:850 Rohr-Ø [mm] / Pipe Ø [mm]:62 Bohrung-Ø 1 / Bohrung-Ø 2 [mm] / Bore Ø 1 / Bore Ø 2 [mm]:17/17 Lochabstand 1/Lochabstand 2 / Hole Pitch 1/ Hole Pitch 2:100/100 Molekularlager / Molecular Bearing	(5) (75) (69) (80) (30) (67) (71)		22055 01 945 330 00 07 ® 22090 01 	
	2528	01.04 -	▼		
	2533	01.04 -	Vorlaufachse / Leading Axle	(88)	
			Baumuster / Type:950.626	(28)	












MERCEDES-BENZ

AXOR 2436 - 2543








6x2

01.02 -

 8	Lenker, Radaufhängung / Track Control Arm Dreieckslenker (Nfz) / Wishbone (CV) Länge [mm] / Length [mm]:622 Rohr-Ø [mm] / Pipe Ø [mm]:46 Bohrung-Ø 1 / Bohrung-Ø 2 [mm] / Bore Ø 1 / Bore Ø 2 [mm]:25/25/25 Lochabstand 1/Lochabstand 2 / Hole Pitch 1/ Hole Pitch 2:152/130/130 Molekularlager / Molecular Bearing	(5) (38) (69) (80) (30) (67) (71)	21168 01 942 350 15 05 © 30587 01 © 30589 01	
	2535 L, 2536 L, 2536 LL 10.04 - 2540 L, LL 10.04 - 2543 L, LL 10.04 -	 Antriebsachse / Drive Axle (25) ->Chass. L 041975 Radstand [mm] / Wheelbase [mm]:4500 (76) Radstand [mm] / Wheelbase [mm]:4800 (76) Radstand [mm] / Wheelbase [mm]:5100 (76) Radstand [mm] / Wheelbase [mm]:6000 (76) Baumuster / Type:950.203-205/208 (28)		
	2535 L, 2536 L, 2536 LL 10.04 - 2540 L, LL 10.04 - 2543 L, LL 10.04 -	 Antriebsachse / Drive Axle (25) ->Chass. L 041975 Radstand [mm] / Wheelbase [mm]:4500 (76) Radstand [mm] / Wheelbase [mm]:4800 (76) Radstand [mm] / Wheelbase [mm]:5100 (76) Baumuster / Type:940.203-205 (28)		
	2543 S, 2543 LS 10.04 -	 Antriebsachse / Drive Axle (25) Achsausführung / Axle Version:6X2/2 (19) Baumuster / Type:944.233 (28)		
	2528 01.04 - 2533 01.04 -	 Antriebsachse / Drive Axle (25) Baumuster / Type:950.626 (28)		
 8	Lenker, Radaufhängung / Track Control Arm Dreieckslenker (Nfz) / Wishbone (CV) Länge [mm] / Length [mm]:622 Rohr-Ø [mm] / Pipe Ø [mm]:46 Bohrung-Ø 1 / Bohrung-Ø 2 [mm] / Bore Ø 1 / Bore Ø 2 [mm]:23/23/25 Lochabstand 1/Lochabstand 2 / Hole Pitch 1/ Hole Pitch 2:130/130/152 Molekularlager / Molecular Bearing	(5) (38) (69) (80) (30) (67) (71)	23065 01 942 350 16 05 © 30586 01 © 23841 01	
	2535 L, 2536 L, 2536 LL 10.04 -	 Schleppachse / Tag Axle (84) für Fahrzeuge mit Liftachse / for vehicles with lift axle (107) Radstand [mm] / Wheelbase [mm]:4500 (76) Radstand [mm] / Wheelbase [mm]:4800 (76) Radstand [mm] / Wheelbase [mm]:5100 (76) Radstand [mm] / Wheelbase [mm]:6000 (76) Baumuster / Type:950.203-205/208 (28)		
2540 L, LL 10.04 - 2543 L, LL 10.04 -	Schleppachse / Tag Axle (84) für Fahrzeuge mit Liftachse / for vehicles with lift axle (107) Radstand [mm] / Wheelbase [mm]:4500 (76) Radstand [mm] / Wheelbase [mm]:4800 (76) Radstand [mm] / Wheelbase [mm]:5100 (76) Radstand [mm] / Wheelbase [mm]:6000 (76) Baumuster / Type:950.203-205/208 (28)			











MERCEDES-BENZ

AXOR 2436 - 2543		6x2	01.02 -		
<div style="border: 1px solid black; padding: 2px; display: inline-block;">8</div>	Lenker, Radaufhängung / Track Control Arm Dreieckslenker (Nfz) / Wishbone (CV) Länge [mm] / Length [mm]:622 Rohr-Ø [mm] / Pipe Ø [mm]:46 Bohrung-Ø 1 / Bohrung-Ø 2 [mm] / Bore Ø 1 / Bore Ø 2 [mm]:25/23/23 Lochabstand 1/Lochabstand 2 / Hole Pitch 1/ Hole Pitch 2:152/130/130 Molekularlager / Molecular Bearing	(5) (38) (69) (80) (30) (67) (71)		31887 01 © 30588 01	942 350 12 05 
	2535 LS 2540 LS 2543 LS	01.02 - 10.04 01.02 - 10.04 01.02 - 10.04		Antriebsachse / Drive Axle Chass. L 041976-> Radstand [mm] / Wheelbase [mm]:2550 Achsausführung / Axle Version:6X2/2 Baumuster / Type:944.233	(25) (76) (19) (28)
	2436 LS, 2536 LS 2440 LS, 2540 LS 2443 LS, 2543 LS	10.04 - 10.04 - 10.04 -		Antriebsachse / Drive Axle Baumuster / Type:944.233	(25) (28)
	2543 S, 2543 LS	10.04 -		Antriebsachse / Drive Axle Achsausführung / Axle Version:6X2/2 Baumuster / Type:944.233	(25) (19) (28)
Lenkstange / Centre Rod Assembly Schubstange / Push Rod nicht verstellbar / not adjustable Länge [mm] / Length [mm]:743 Konusmaß [mm] / Cone Size [mm]:30 Rohr-Ø [mm] / Pipe Ø [mm]:42 mit Zubehör / with accessories	(6) (85) (146) (69) (58) (80) (140)		24314 01 002 460 25 05		
2528 2533	01.04 - 01.04 -	LHD	am Lenkhebel / at steering arm Lenkstockhebel zum Zwischenhebel 1 / Pitman arm to intermediate arm 1 Baumuster / Type:950.626	(94) (65) (28)	
Kugelpopf, Schaltgestänge Ball Head, gearshift linkage für Fahrzeuge mit Schaltgestänge / for vehicles with gearshift linkage Gewindemaß / Thread Size:M12x1 Innengewinde / Inner Thread mit Rechtsgewinde / with right-hand thread Länge [mm] / Length [mm]:59 Konusmaß [mm] / Cone Size [mm]:10 mit Zubehör / with accessories	(3) (111) (49) (54) (137) (69) (58) (140)		33989 01 000 996 93 45		
2535 L, 2536 L, 2536 LL 2540 L, LL 2543 L, LL	10.04 - 10.04 - 10.04 -		am Schaltgestänge / at gearshift linkage Baumuster / Type:940.204/203/205	(96) (28)	
2535 LS 2540 LS 2543 LS 2543 S, 2543 LS	01.02 - 10.04 01.02 - 10.04 01.02 - 10.04 10.04 -		am Schaltgestänge / at gearshift linkage Baumuster / Type:944.233	(96) (28)	
Kugelpopf, Schaltgestänge Ball Head, gearshift linkage für Fahrzeuge mit Schaltgestänge / for vehicles with gearshift linkage Gewindemaß / Thread Size:M12x1 Innengewinde / Inner Thread mit Linksgewinde / with left-hand thread Länge [mm] / Length [mm]:59 Konusmaß [mm] / Cone Size [mm]:10 mit Zubehör / with accessories	(3) (111) (49) (54) (135) (69) (58) (140)		33990 01 000 996 94 45		
2535 L, 2536 L, 2536 LL 2540 L, LL 2543 L, LL	10.04 - 10.04 - 10.04 -		am Schaltgestänge / at gearshift linkage Baumuster / Type:940.204/203/205	(96) (28)	
2535 LS 2540 LS 2543 LS 2543 S, 2543 LS	01.02 - 10.04 01.02 - 10.04 01.02 - 10.04 10.04 -		am Schaltgestänge / at gearshift linkage Baumuster / Type:944.233	(96) (28)	



MERCEDES-BENZ

AXOR 2436 - 2543 6x2/2/4 01.02 -

1 Lenkstange / Centre Rod Assembly Schubstange / Push Rod einseitig verstellbar / Adjustable on one side Länge [mm] / Length [mm]:895 Konusmaß [mm] / Cone Size [mm]:28,6 Rohr-Ø [mm] / Pipe Ø [mm]:40 mit Zubehör / with accessories	(6)	 25447 01 002 460 50 05 ▲ 27623 01	
	(85)		
2528 L, 2529 L 2533, 2533 L	10.04 - 10.04 -	 Lenkstockhebel zur 1. VA / Pitman Arm to 1st FA Achsausführung / Axle Version:6x2 Baumuster / Type:950.601-608	(66) (19) (28)
1 Lenkstange / Centre Rod Assembly Schubstange / Push Rod einseitig verstellbar / Adjustable on one side Länge [mm] / Length [mm]:895 Konusmaß [mm] / Cone Size [mm]:28,6 Rohr-Ø [mm] / Pipe Ø [mm]:36 mit Zubehör / with accessories mit Sicherungsmutter / with lock nut	(6)	 25721 01 002 460 46 05 ▲ 23077 01	
	(85)		
2528 L, 2529 L 2533, 2533 L	10.04 - 10.04 -	 Lenkstockhebel zur 1. VA / Pitman Arm to 1st FA Trommelbremse / Drum Brake 1.VA / 1st FA Achsausführung / Axle Version:6x2 Baumuster / Type:950.601-608	(66) (86) (15) (19) (28)
1 Lenkstange / Centre Rod Assembly Schubstange / Push Rod einseitig verstellbar / Adjustable on one side Länge [mm] / Length [mm]:886 Konusmaß [mm] / Cone Size [mm]:30 Rohr-Ø [mm] / Pipe Ø [mm]:38 mit Zubehör / with accessories mit Sicherungsmutter / with lock nut	(6)	 31150 01 003 460 44 05 ▲ 11505 03	
	(85)		
2528 L, 2529 L 2533, 2533 L	10.04 - 10.04 -	 Lenkstockhebel zur 1. VA / Pitman Arm to 1st FA Achslast VA ab [kg] / Axle Load FA from [kg]:9000 Achslast VA bis [kg] / Axle Load FA to [kg]:9000 Scheibenbremse / Disc Brake 1.VA / 1st FA Achsausführung / Axle Version:6x2 Baumuster / Type:950.601-608	(66) (20) (21) (83) (15) (19) (28)
6 Spurstange / Rod Assembly Führungsstange / Guide Rod beidseitig verstellbar / Adjustable on both sides Länge [mm] / Length [mm]:1625 Konusmaß [mm] / Cone Size [mm]:32 Rohr-Ø [mm] / Pipe Ø [mm]:52 mit Zubehör / with accessories	(9)	 23992 01 949 330 02 03 ▲ 11394 04 ▲ 12280 04	
	(46)		
	(100)		
2528 L, 2529 L	10.04 -	Achsausführung / Axle Version:739570, 6x2 Baumuster / Type:950.602-605	(19) (28)
2533, 2533 L	10.04 -	Achsausführung / Axle Version:739570, 6x2 Baumuster / Type:950.601/607-608	(19) (28)
6 Spurstange / Rod Assembly Führungsstange / Guide Rod einseitig verstellbar / Adjustable on one side Länge [mm] / Length [mm]:1735 Konusmaß [mm] / Cone Size [mm]:32 Rohr-Ø [mm] / Pipe Ø [mm]:52 mit Zubehör / with accessories mit Kronenmutter / with crown nut	(9)	 37332 01 942 330 00 03 ▲ 30737 01 ▲ 37235 01	
	(46)		
2528 L, 2529 L 2533, 2533 L	10.04 - 10.04 -	Achsausführung / Axle Version:739510, 739550, 6x2 Baumuster / Type:950.602-605	(19) (28)









MERCEDES-BENZ

AXOR 2436 - 2543

6x2/2/4

01.02 -

 8	Lenker, Radaufhängung / Track Control Arm Dreieckslenker (Nfz) / Wishbone (CV) Länge [mm] / Length [mm]:622 Rohr-Ø [mm] / Pipe Ø [mm]:46 Bohrung-Ø 1 / Bohrung-Ø 2 [mm] / Bore Ø 1 / Bore Ø 2 [mm]:23/23/25 Lochabstand 1/Lochabstand 2 / Hole Pitch 1/ Hole Pitch 2:130/130/152 Molekularlager / Molecular Bearing	(5) (38) (69) (80) (30) (67) (71)	23065 01 942 350 16 05 © 30586 01 © 23841 01	
	2528 L, 2529 L 10.04 - 2533, 2533 L 10.04 -	 Schleppachse / Tag Axle für Fahrzeuge mit Liftachse / for vehicles with lift axle Achsausführung / Axle Version:6x2 Baumuster / Type:950.602-605	(84) (107) (19) (28)	
 8	Lenker, Radaufhängung / Track Control Arm Dreieckslenker (Nfz) / Wishbone (CV) Länge [mm] / Length [mm]:622 Lochabstand 1/Lochabstand 2 / Hole Pitch 1/ Hole Pitch 2:152/130/130 Bohrung-Ø 1 / Bohrung-Ø 2 [mm] / Bore Ø 1 / Bore Ø 2 [mm]:25/25/25 Rohr-Ø [mm] / Pipe Ø [mm]:46 Molekularlager / Molecular Bearing	(5) (38) (69) (67) (30) (80) (71)	23069 02 948 350 30 05 © 30590 01 © 30589 01	
	2528 L, 2529 L 10.04 - 2533, 2533 L 10.04 -	 Doppelachsaggregat / Tandem-axle Assembly 1.HA / 1st RA 2.HA / 2nd RA Scheibenbremse / Disc Brake Radstand [mm] / Wheelbase [mm]:3900 Radstand [mm] / Wheelbase [mm]:4200 Radstand [mm] / Wheelbase [mm]:4500 Radstand [mm] / Wheelbase [mm]:4800 Radstand [mm] / Wheelbase [mm]:5100 Radstand [mm] / Wheelbase [mm]:5400 Radstand [mm] / Wheelbase [mm]:5700 Achsausführung / Axle Version:2x10t, 2x13t, 6x2 Baumuster / Type:950.601-608/613-614/623-626	(36) (14) (16) (83) (76) (76) (76) (76) (76) (76) (76) (19) (28)	










Pos



Ref.



MERCEDES-BENZ

AXOR 2623 - 2831		6x2	09.01 -	
 <div style="border: 1px solid black; padding: 2px; display: inline-block; width: 20px; height: 20px; text-align: center; line-height: 20px;">1</div>	Lenkstange / Centre Rod Assembly Schubstange / Push Rod einseitig verstellbar / Adjustable on one side Länge [mm] / Length [mm]:895 Konusmaß [mm] / Cone Size [mm]:28,6 Rohr-Ø [mm] / Pipe Ø [mm]:36 mit Zubehör / with accessories mit Sicherungsmutter / with lock nut		(6) (85) (101) (69) (58) (80) (140) (138)	<div style="text-align: right;"> 25721 01 002 460 46 05  23077 01 </div> 
	2623 L	01.02 - 10.04	Lenkstockhebel zur 1. VA / Pitman Arm to 1st FA	(66)
	2628 L	01.02 - 10.04	Trommelbremse / Drum Brake Baumuster / Type:375.351	(86) (28)
	2623 L	01.02 - 10.04	Lenkstockhebel zur 1. VA / Pitman Arm to 1st FA	(66)
2628 L	01.02 - 10.04	Trommelbremse / Drum Brake Baumuster / Type:375.351	(86) (28)	
 <div style="border: 1px solid black; padding: 2px; display: inline-block; width: 20px; height: 20px; text-align: center; line-height: 20px;">1</div>	Lenkstange / Centre Rod Assembly Schubstange / Push Rod einseitig verstellbar / Adjustable on one side Länge [mm] / Length [mm]:905 Konusmaß [mm] / Cone Size [mm]:28,6 Rohr-Ø [mm] / Pipe Ø [mm]:42 mit Zubehör / with accessories		(6) (85) (101) (69) (58) (80) (140)	<div style="text-align: right;"> 34003 01 375 460 11 05  27623 01 </div> 
	2623 L	01.02 - 10.04	Lenkstockhebel zur 1. VA / Pitman Arm to 1st FA	(66)
	2628 L	01.02 - 10.04	Trommelbremse / Drum Brake Baumuster / Type:375.351	(86) (28)
			Gerade Vorderachse / Straight front axle	(48)
 <div style="border: 1px solid black; padding: 2px; display: inline-block; width: 20px; height: 20px; text-align: center; line-height: 20px;">6</div>	Spurstange / Rod Assembly Führungsstange / Guide Rod einseitig verstellbar / Adjustable on one side Länge [mm] / Length [mm]:1735 Konusmaß [mm] / Cone Size [mm]:32 Rohr-Ø [mm] / Pipe Ø [mm]:52 mit Zubehör / with accessories mit Kronenmutter / with crown nut		(9) (46) (101) (69) (58) (80) (140) (134)	<div style="text-align: right;"> 37332 01 942 330 00 03  30737 01 37235 01 </div> 
	2623 L	01.02 - 10.04	Achsausführung / Axle Version:739510	(19)
	2628 L	01.02 - 10.04	Baumuster / Type:375.351	(28)










MERCEDES-BENZ

AXOR 2623 - 2831

6x4








09.01 -

 1	Lenkstange / Centre Rod Assembly Schubstange / Push Rod einseitig verstellbar / Adjustable on one side Länge [mm] / Length [mm]:895 Konusmaß [mm] / Cone Size [mm]:28,6 Rohr-Ø [mm] / Pipe Ø [mm]:40 mit Zubehör / with accessories	(6) (85) (101) (69) (58) (80) (140)	25447 01 27623 01	002 460 50 05 
	2628, 2629 2633	10.04 - 10.04 -		Lenkstockhebel zur 1. VA / Pitman Arm to 1st FA (66) 1.VA / 1st FA (15) Radstand [mm] / Wheelbase [mm]:4200 (76) Radstand [mm] / Wheelbase [mm]:4500 (76) für Fzg. mit zul. Gesamtgewicht [t] / for vehicles with permissible total weight [t]:26 (121) Baumuster / Type:950.642-643 (28)
	2628 K, 2629 K 2633 K	10.04 - 10.04 -		Lenkstockhebel zur 1. VA / Pitman Arm to 1st FA (66) 1.VA / 1st FA (15) Radstand [mm] / Wheelbase [mm]:3300 (76) Radstand [mm] / Wheelbase [mm]:3600 (76) Radstand [mm] / Wheelbase [mm]:3900 (76) für Fzg. mit zul. Gesamtgewicht [t] / for vehicles with permissible total weight [t]:26 (121) Baumuster / Type:952.641-643 (28)
	2628 B, 2629 B 2633 B	10.04 - 10.04 -		Lenkstockhebel zur 1. VA / Pitman Arm to 1st FA (66) Radstand [mm] / Wheelbase [mm]:3300 (76) Radstand [mm] / Wheelbase [mm]:3900 (76) für Fzg. mit zul. Gesamtgewicht [t] / for vehicles with permissible total weight [t]:26 (121) Baumuster / Type:953.641/643 (28)
	2636 2640 2643	10.04 - 10.04 - 10.04 -		Lenkstockhebel zur 1. VA / Pitman Arm to 1st FA (66) Baumuster / Type:940.203 (28)
	2644 S	01.11 -		Lenkstockhebel zur 1. VA / Pitman Arm to 1st FA (66) Achsausführung / Axle Version:VL4, 6x2/2 (19) Baumuster / Type:944.233 (28)



MERCEDES-BENZ

AXOR 2623 - 2831 6x4 09.01 -

 1	Lenkstange / Centre Rod Assembly Schubstange / Push Rod einseitig verstellbar / Adjustable on one side Länge [mm] / Length [mm]:895 Konusmaß [mm] / Cone Size [mm]:28,6 Rohr-Ø [mm] / Pipe Ø [mm]:36 mit Zubehör / with accessories mit Sicherungsmutter / with lock nut	(6) (85) (101) (69) (58) (80) (140) (138)	25721 01 002 460 46 05  23077 01	
	2628, 2629 2633	10.04 - 10.04 -	 Lenkstockhebel zur 1. VA / Pitman Arm to 1st FA (66) Trommelbremse / Drum Brake (86) 1.VA / 1st FA (15) Radstand [mm] / Wheelbase [mm]:4200 (76) Radstand [mm] / Wheelbase [mm]:4500 (76) für Fzg. mit zul. Gesamtgewicht [t] / for vehicles with permissible total weight [t]:26 (121) Baumuster / Type:950.642-643 (28)	
2628 K, 2629 K	10.04 -	 Lenkstockhebel zur 1. VA / Pitman Arm to 1st FA (66) Trommelbremse / Drum Brake (86) 1.VA / 1st FA (15) Radstand [mm] / Wheelbase [mm]:3300 (76) Radstand [mm] / Wheelbase [mm]:3600 (76) Radstand [mm] / Wheelbase [mm]:3900 (76) für Fzg. mit zul. Gesamtgewicht [t] / for vehicles with permissible total weight [t]:26 (121) Baumuster / Type:952.641-643 (28)		
2628 K, 2629 K	10.04 -	Lenkstockhebel zur 1. VA / Pitman Arm to 1st FA (66) Trommelbremse / Drum Brake (86) Baumuster / Type:374.584 (28)		
2628 B, 2629 B 2633 B	10.04 - 10.04 -	 Lenkstockhebel zur 1. VA / Pitman Arm to 1st FA (66) Trommelbremse / Drum Brake (86) Radstand [mm] / Wheelbase [mm]:3300 (76) Radstand [mm] / Wheelbase [mm]:3900 (76) für Fzg. mit zul. Gesamtgewicht [t] / for vehicles with permissible total weight [t]:26 (121) Baumuster / Type:953.641/643 (28)		
2633 K	10.04 -	 Lenkstockhebel zur 1. VA / Pitman Arm to 1st FA (66) Trommelbremse / Drum Brake (86) 1.VA / 1st FA (15) Radstand [mm] / Wheelbase [mm]:3300 (76) Radstand [mm] / Wheelbase [mm]:3600 (76) Radstand [mm] / Wheelbase [mm]:3900 (76) für Fzg. mit zul. Gesamtgewicht [t] / for vehicles with permissible total weight [t]:26 (121) Baumuster / Type:952.641-643 (28)		
2628 K	01.02 - 10.04	Lenkstockhebel zur 1. VA / Pitman Arm to 1st FA (66) Trommelbremse / Drum Brake (86) Baumuster / Type:375.373 (28)		
2628 B	01.02 - 10.04	Lenkstockhebel zur 1. VA / Pitman Arm to 1st FA (66) Trommelbremse / Drum Brake (86) Baumuster / Type:375.374 (28)		
2644 S	01.11 -	Lenkstockhebel zur 1. VA / Pitman Arm to 1st FA (66) Trommelbremse / Drum Brake (86) für / for:VL4 (102) Baumuster / Type:958.451/461 (28)		
2644 S	01.11 -	Lenkstockhebel zur 1. VA / Pitman Arm to 1st FA (66) Trommelbremse / Drum Brake (86) Achsausführung / Axle Version:6x2/2 (19) Baumuster / Type:944.233 (28)		
2640 S	10.04 -	Lenkstockhebel zur 1. VA / Pitman Arm to 1st FA (66) Trommelbremse / Drum Brake (86) Baumuster / Type:958.451 (28)		











MERCEDES-BENZ

AXOR 2623 - 2831

6x4





09.01 -

 1	Lenkstange / Centre Rod Assembly Schubstange / Push Rod einseitig verstellbar / Adjustable on one side Länge [mm] / Length [mm]:886 Konusmaß [mm] / Cone Size [mm]:30 Rohr-Ø [mm] / Pipe Ø [mm]:38 mit Zubehör / with accessories mit Sicherungsmutter / with lock nut	(6) (85) (101) (69) (58) (80) (140) (138)	31150 01 003 460 44 05 
	2628, 2629 2633	10.04 - 10.04 -	 Lenkstockhebel zur 1. VA / Pitman Arm to 1st FA (66) Achslast VA ab [kg] / Axle Load FA from [kg]:9000 (20) Achslast VA bis [kg] / Axle Load FA to [kg]:9000 (21) Scheibenbremse / Disc Brake (83) 1.VA / 1st FA (15) Radstand [mm] / Wheelbase [mm]:4200 (76) Radstand [mm] / Wheelbase [mm]:4500 (76) für Fzg. mit zul. Gesamtgewicht [t] / for vehicles with permissible total weight [t]:26 (121) Baumuster / Type:950.642-643 (28)
2636 K 2640 K 2643 K	10.04 - 10.04 - 10.04 -	 Lenkstockhebel zur 1. VA / Pitman Arm to 1st FA (66) Achslast [t] / Axle Load [t]:9 (23) Scheibenbremse / Disc Brake (83) Radstand [mm] / Wheelbase [mm]:3300 (76) Radstand [mm] / Wheelbase [mm]:3600 (76) Radstand [mm] / Wheelbase [mm]:3900 (76) für Fzg. mit zul. Gesamtgewicht [t] / for vehicles with permissible total weight [t]:26 (121) Baumuster / Type:942.141-143 (28)	
2628 K, 2629 K 2633 K	10.04 - 10.04 -	 Lenkstockhebel zur 1. VA / Pitman Arm to 1st FA (66) Achslast VA ab [kg] / Axle Load FA from [kg]:9000 (20) Achslast VA bis [kg] / Axle Load FA to [kg]:9000 (21) Scheibenbremse / Disc Brake (83) 1.VA / 1st FA (15) Radstand [mm] / Wheelbase [mm]:3300 (76) Radstand [mm] / Wheelbase [mm]:3600 (76) Radstand [mm] / Wheelbase [mm]:3900 (76) für Fzg. mit zul. Gesamtgewicht [t] / for vehicles with permissible total weight [t]:26 (121) Baumuster / Type:952.641-643 (28)	
2636 B 2640 B 2643 B	10.04 - 10.04 - 10.04 -	 Lenkstockhebel zur 1. VA / Pitman Arm to 1st FA (66) Achslast [t] / Axle Load [t]:9 (23) Scheibenbremse / Disc Brake (83) Radstand [mm] / Wheelbase [mm]:3300 (76) Radstand [mm] / Wheelbase [mm]:3600 (76) Radstand [mm] / Wheelbase [mm]:3900 (76) für Fzg. mit zul. Gesamtgewicht [t] / for vehicles with permissible total weight [t]:26 (121) Baumuster / Type:943.141-143 (28)	
2628 B, 2629 B 2633 B	10.04 - 10.04 -	 Lenkstockhebel zur 1. VA / Pitman Arm to 1st FA (66) Achslast [t] / Axle Load [t]:9 (23) Scheibenbremse / Disc Brake (83) Radstand [mm] / Wheelbase [mm]:3300 (76) Radstand [mm] / Wheelbase [mm]:3900 (76) für Fzg. mit zul. Gesamtgewicht [t] / for vehicles with permissible total weight [t]:26 (121) Baumuster / Type:953.641/643 (28)	
2636 2640 2643	10.04 - 10.04 - 10.04 -	Lenkstockhebel zur 1. VA / Pitman Arm to 1st FA (66) Achslast [t] / Axle Load [t]:9 (23) Scheibenbremse / Disc Brake (83) Baumuster / Type:940.203 (28)	
2635 B	10.05 -	 Lenkstockhebel zur 1. VA / Pitman Arm to 1st FA (66) Achslast [t] / Axle Load [t]:9 (23) Scheibenbremse / Disc Brake (83) Baumuster / Type:943.141-143 (28)	



MERCEDES-BENZ








AXOR 2623 - 2831 6x4 09.01 -

 1	Lenkstange / Centre Rod Assembly Schubstange / Push Rod einseitig verstellbar / Adjustable on one side Länge [mm] / Length [mm]:905 Konusmaß [mm] / Cone Size [mm]:28,6 Rohr-Ø [mm] / Pipe Ø [mm]:42 mit Zubehör / with accessories	(6) (85) (101) (69) (58) (80) (140)	34003 01 375 460 11 05  27623 01
	2636 K	10.04 - ...	Lenkstockhebel zur 1. VA / Pitman Arm to 1st FA (66)
	2636 K	01.01 -	Baumuster / Type:942.141-143 (28)
	2640 K	10.04 -	Trommelbremse / Drum Brake (86)
	2643 K	10.04 -	für Fahrzeuge mit Blattfederung / for leaf-spring suspension vehicles (105)
	2643 K	01.01 -	Gerade Vorderachse / Straight front axle (48)
	2635 B	10.05 -	Lenkstockhebel zur 1. VA / Pitman Arm to 1st FA (66)
	2636 B	10.04 - ...	Baumuster / Type:943.141-143 (28)
	2636 B	01.01 -	Trommelbremse / Drum Brake (86)
	2640 B	10.04 -	für Fahrzeuge mit Blattfederung / for leaf-spring suspension vehicles (105)
2643 B	10.04 -	Gerade Vorderachse / Straight front axle (48)	
2628 K	01.02 - 10.04	Lenkstockhebel zur 1. VA / Pitman Arm to 1st FA (66)	
		Trommelbremse / Drum Brake (86)	
		Baumuster / Type:375.373 (28)	
		Gerade Vorderachse / Straight front axle (48)	
2628 B	01.02 - 10.04	Lenkstockhebel zur 1. VA / Pitman Arm to 1st FA (66)	
		Trommelbremse / Drum Brake (86)	
		Baumuster / Type:375.374 (28)	
		Gerade Vorderachse / Straight front axle (48)	
2636	10.04 -	Lenkstockhebel zur 1. VA / Pitman Arm to 1st FA (66)	
2640	10.04 -	Trommelbremse / Drum Brake (86)	
2643	10.04 -	für Fahrzeuge mit Teilluftfederung / for vehicles with part-pneumatic suspension (113)	
		Baumuster / Type:940.203 (28)	
		Gerade Vorderachse / Straight front axle (48)	
 1	Lenkstange / Centre Rod Assembly Schubstange / Push Rod einseitig verstellbar / Adjustable on one side Länge [mm] / Length [mm]:916 Konusmaß [mm] / Cone Size [mm]:28,6 Rohr-Ø [mm] / Pipe Ø [mm]:36 mit Zubehör / with accessories mit Sicherungsmutter / with lock nut	(6) (85) (101) (69) (58) (80) (140) (138)	36723 01 003 460 51 05  23077 01
	2628, 2629	10.04 -	Lenkstockhebel zur 1. VA / Pitman Arm to 1st FA (66)
	2633	10.04 -	Trommelbremse / Drum Brake (86)
			Achsausführung / Axle Version:VL 4/55D-7,5, VL 4/56D-7,5 (19)
			Achslast [t] / Axle Load [t]:7,5 (23)
			Baumuster / Type:950.642-643 (28)
	2628 K, 2629 K	10.04 -	Lenkstockhebel zur 1. VA / Pitman Arm to 1st FA (66)
	2633 K	10.04 -	Trommelbremse / Drum Brake (86)
			Achsausführung / Axle Version:VL 4/55D-7,5, VL 4/56D-7,5 (19)
			Achslast [t] / Axle Load [t]:7,5 (23)
		Baumuster / Type:952.641-643 (28)	
2628 B, 2629 B	10.04 -	Lenkstockhebel zur 1. VA / Pitman Arm to 1st FA (66)	
2633 B	10.04 -	Trommelbremse / Drum Brake (86)	
		Achsausführung / Axle Version:VL 4/55D-7,5, VL 4/56D-7,5 (19)	
		Achslast [t] / Axle Load [t]:7,5 (23)	
		Baumuster / Type:953.641/643 (28)	



MERCEDES-BENZ








AXOR 2623 - 2831 6x4 09.01 -

 6	Spurstange / Rod Assembly Führungsstange / Guide Rod beidseitig verstellbar / Adjustable on both sides Länge [mm] / Length [mm]:1735 Konusmaß [mm] / Cone Size [mm]:32 Rohr-Ø [mm] / Pipe Ø [mm]:50 mit Zubehör / with accessories	(9) (46) (100) (69) (58) (80) (140)	23988 01 941 330 02 03  11394 04  12280 04	
	2628, 2629 2633	10.04 - 10.04 -	Achsausführung / Axle Version:739500 für Fzg. mit zul. Gesamtgewicht [t] / for vehicles with permissible total weight [t]:26 Baumuster / Type:950.642-643	(19) (121) (28)
	2636 K 2640 K 2643 K	10.04 - 10.04 - 10.04 -	Achsausführung / Axle Version:739500 für Fzg. mit zul. Gesamtgewicht [t] / for vehicles with permissible total weight [t]:26 Baumuster / Type:942.142-143	(19) (121) (28)
	2628 K, 2629 K	10.04 -	Achsausführung / Axle Version:739500 für Fzg. mit zul. Gesamtgewicht [t] / for vehicles with permissible total weight [t]:26 Baumuster / Type:952.641-643	(19) (121) (28)
	2628 B, 2629 B 2633 B	10.04 - 10.04 -	Achsausführung / Axle Version:739500 für Fzg. mit zul. Gesamtgewicht [t] / for vehicles with permissible total weight [t]:26 Baumuster / Type:953.641/643	(19) (121) (28)
	2633 K	10.04 -	Achsausführung / Axle Version:739500 für Fzg. mit zul. Gesamtgewicht [t] / for vehicles with permissible total weight [t]:26 Baumuster / Type:952.642-643	(19) (121) (28)
	2628 K	01.02 - 10.04	Achsausführung / Axle Version:739500 Baumuster / Type:375.373	(19) (28)
	2628 B	01.02 - 10.04	Achsausführung / Axle Version:739500 Baumuster / Type:375.374	(19) (28)
	2636 K 2643 K	01.01 - 01.01 -	für Fzg. mit zul. Gesamtgewicht [t] / for vehicles with permissible total weight [t]:26 Achsausführung / Axle Version:739500, 6x4 Baumuster / Type:942.141	(121) (19) (28)
	 6	Spurstange / Rod Assembly Führungsstange / Guide Rod beidseitig verstellbar / Adjustable on both sides Länge [mm] / Length [mm]:1625 Konusmaß [mm] / Cone Size [mm]:32 Rohr-Ø [mm] / Pipe Ø [mm]:52 mit Zubehör / with accessories	(9) (46) (100) (69) (58) (80) (140)	23992 01 949 330 02 03  11394 04  12280 04
2628, 2629 2633		10.04 - 10.04 -	Achsausführung / Axle Version:739570 für Fzg. mit zul. Gesamtgewicht [t] / for vehicles with permissible total weight [t]:26 Baumuster / Type:950.642-643	(19) (121) (28)
2636 K 2640 K 2643 K		10.04 - 10.04 - 10.04 -	Achsausführung / Axle Version:739570 für Fzg. mit zul. Gesamtgewicht [t] / for vehicles with permissible total weight [t]:26 Baumuster / Type:942.142-143	(19) (121) (28)
2628 K, 2629 K		10.04 -	Achsausführung / Axle Version:739570 für Fzg. mit zul. Gesamtgewicht [t] / for vehicles with permissible total weight [t]:26 Baumuster / Type:952.641-643	(19) (121) (28)
2628 B, 2629 B 2633 B		10.04 - 10.04 -	Achsausführung / Axle Version:739570 für Fzg. mit zul. Gesamtgewicht [t] / for vehicles with permissible total weight [t]:26 Baumuster / Type:953.641/643	(19) (121) (28)
2633 K		10.04 -	Achsausführung / Axle Version:739570 für Fzg. mit zul. Gesamtgewicht [t] / for vehicles with permissible total weight [t]:26 Baumuster / Type:952.642-643	(19) (121) (28)
2636 2640 2643		10.04 - 10.04 - 10.04 -	Achsausführung / Axle Version:739.570 Baumuster / Type:940.203	(19) (28)
2636 K 2643 K		01.01 - 01.01 -	für Fzg. mit zul. Gesamtgewicht [t] / for vehicles with permissible total weight [t]:26 Achsausführung / Axle Version:739570, 6x4 Baumuster / Type:942.141	(121) (19) (28)



MERCEDES-BENZ

AXOR 2623 - 2831 6x4 09.01 -

 6 Spurstange / Rod Assembly Führungsstange / Guide Rod beidseitig verstellbar / Adjustable on both sides Länge [mm] / Length [mm]:1664 Rohr-Ø [mm] / Pipe Ø [mm]:50 Konusmaß [mm] / Cone Size [mm]:32 mit Zubehör / with accessories	(9)	30478 01 942 330 03 03			
	(46)	▲ 11394 04			
	(100)	▲ 12280 04			
	(69)				
	(80)				
	(58)				
(140)					
2628, 2629 2633	10.04 - 10.04 -	Achsausführung / Axle Version:739543 für Fzg. mit zul. Gesamtgewicht [t] / for vehicles with permissible total weight [t]:26 Baumuster / Type:950.642-643	(19) (121) (28)		
2628 K, 2629 K	10.04 -	Achsausführung / Axle Version:739543 für Fzg. mit zul. Gesamtgewicht [t] / for vehicles with permissible total weight [t]:26 Baumuster / Type:952.641-643	(19) (121) (28)		
2628 B, 2629 B 2633 B	10.04 - 10.04 -	Achsausführung / Axle Version:739543 für Fzg. mit zul. Gesamtgewicht [t] / for vehicles with permissible total weight [t]:26 Baumuster / Type:953.641/643	(19) (121) (28)		
2633 K	10.04 -	Achsausführung / Axle Version:739543 für Fzg. mit zul. Gesamtgewicht [t] / for vehicles with permissible total weight [t]:26 Baumuster / Type:952.642-643	(19) (121) (28)		
2644 S	01.11 -	Achsausführung / Axle Version:739.392 Achslast [t] / Axle Load [t]:7,5 Trommelbremse / Drum Brake Baumuster / Type:958.461/451	(19) (23) (86) (28)		
 6 Spurstange / Rod Assembly Führungsstange / Guide Rod einseitig verstellbar / Adjustable on one side Länge [mm] / Length [mm]:1687 Konusmaß [mm] / Cone Size [mm]:32 Rohr-Ø [mm] / Pipe Ø [mm]:52 mit Zubehör / with accessories mit Kronenmutter / with crown nut	(9)	37331 01 949 330 16 03			
	(46)	▲ 30737 01			
	(101)	37235 01			
	(69)				
	(58)				
	(80)				
	(140)				
	(134)				
	2628, 2629 2633	10.04 - 10.04 -		Achsausführung / Axle Version:739541 für Fzg. mit zul. Gesamtgewicht [t] / for vehicles with permissible total weight [t]:26 Baumuster / Type:950.642-643	(19) (121) (28)
	2628 K, 2629 K	10.04 -		Achsausführung / Axle Version:739541 für Fzg. mit zul. Gesamtgewicht [t] / for vehicles with permissible total weight [t]:26 Baumuster / Type:952.641-643	(19) (121) (28)
	2628 B, 2629 B 2633 B	10.04 - 10.04 -		Achsausführung / Axle Version:739541 für Fzg. mit zul. Gesamtgewicht [t] / for vehicles with permissible total weight [t]:26 Baumuster / Type:953.641/643	(19) (121) (28)
	2633 K	10.04 -		Achsausführung / Axle Version:739541 für Fzg. mit zul. Gesamtgewicht [t] / for vehicles with permissible total weight [t]:26 Baumuster / Type:952.642-643	(19) (121) (28)
	2628 K	01.02 - 10.04		Achsausführung / Axle Version:739541 Baumuster / Type:375.373	(19) (28)
	2628 B	01.02 - 10.04		Achsausführung / Axle Version:739541 Baumuster / Type:375.374	(19) (28)
2831	01.11 -	Achsausführung / Axle Version:739.391 Achslast [t] / Axle Load [t]:7,5 Baumuster / Type:958.260/264	(19) (23) (28)		
2640 S	10.04 -	 Achsausführung / Axle Version:739.391 1.VA / 1st FA Baumuster / Type:958.451	(19) (15) (28)		
2828 K	10.04 -	 Achsausführung / Axle Version:739.391 1.VA / 1st FA Baumuster / Type:958.264	(19) (15) (28)		
2828 K	10.04 -	Achsausführung / Axle Version:739.391 Achslast [t] / Axle Load [t]:7,5 Baumuster / Type:958.264	(19) (23) (28)		
2825 2831 K/B	01.01 - 01.01 -	 Achsausführung / Axle Version:739391 1.VA / 1st FA Radstand [mm] / Wheelbase [mm]:3600 Radstand [mm] / Wheelbase [mm]:4800 Baumuster / Type:958.260/264	(19) (15) (76) (76) (28)		











MERCEDES-BENZ

AXOR 2623 - 2831

6x4

09.01 -

 6	Spurstange / Rod Assembly Führungsstange / Guide Rod einseitig verstellbar / Adjustable on one side Länge [mm] / Length [mm]:1735 Konusmaß [mm] / Cone Size [mm]:32 Rohr-Ø [mm] / Pipe Ø [mm]:52 mit Zubehör / with accessories mit Kronenmutter / with crown nut	(9) (46) (101) (69) (58) (80) (140) (134)	37332 01 942 330 00 03 30737 01 37235 01		
	2628, 2629 2633	10.04 - 10.04 -	Achsausführung / Axle Version:739510, 739550 für Fzg. mit zul. Gesamtgewicht [t] / for vehicles with permissible total weight [t]:26 Baumuster / Type:950.642-643	(19) (121) (28)	
	2636 K 2640 K 2643 K	10.04 - 10.04 - 10.04 -	Achsausführung / Axle Version:739510, 739550 für Fzg. mit zul. Gesamtgewicht [t] / for vehicles with permissible total weight [t]:26 Baumuster / Type:942.142-143	(19) (121) (28)	
	2628 K, 2629 K	10.04 -	Achsausführung / Axle Version:739510, 739550 für Fzg. mit zul. Gesamtgewicht [t] / for vehicles with permissible total weight [t]:26 Baumuster / Type:952.641-643	(19) (121) (28)	
	2636 B 2643 B	10.04 - 10.04 -	Achsausführung / Axle Version:739510, 739550 für Fzg. mit zul. Gesamtgewicht [t] / for vehicles with permissible total weight [t]:26 Baumuster / Type:943.142-143	(19) (121) (28)	
	2628 B, 2629 B 2633 B	10.04 - 10.04 -	Achsausführung / Axle Version:739510, 739550 für Fzg. mit zul. Gesamtgewicht [t] / for vehicles with permissible total weight [t]:26 Baumuster / Type:953.641/643	(19) (121) (28)	
	2633 K	10.04 -	Achsausführung / Axle Version:739510, 739550 für Fzg. mit zul. Gesamtgewicht [t] / for vehicles with permissible total weight [t]:26 Baumuster / Type:952.642-643	(19) (121) (28)	
	2640 B	10.04 -	Achsausführung / Axle Version:739510, 739550 für Fzg. mit zul. Gesamtgewicht [t] / for vehicles with permissible total weight [t]:26 Baumuster / Type:943.143	(19) (121) (28)	
	2636 2640 2643	10.04 - 10.04 - 10.04 -	Achsausführung / Axle Version:739.510/550 Baumuster / Type:940.203	(19) (28)	
	2644 S	01.11 -	Achslast [t] / Axle Load [t]:7,5 Achslast [t] / Axle Load [t]:8,0 für / for:SKN-L Achsausführung / Axle Version:739.510/550, 6x2/2 Baumuster / Type:944.233	(23) (23) (102) (19) (28)	
2635 B	10.05 -	Achsausführung / Axle Version:739.510/550 Baumuster / Type:943.142-143	(19) (28)		
 12	Lenker, Radaufhängung / Track Control Arm Längslenker / Trailing Arm Länge [mm] / Length [mm]:754 Lochabstand 1/Lochabstand 2 / Hole Pitch 1/ Hole Pitch 2:100 Bohrung-Ø 1 / Bohrung-Ø 2 [mm] / Bore Ø 1 / Bore Ø 2 [mm]:17/17 Bohrung-Ø [mm] / Bore Ø [mm]:24,2 Lochanzahl / Number of Holes:3 Rohr-Ø [mm] / Pipe Ø [mm]:40 Molekularlager / Molecular Bearing	(5) (70) (69) (67) (30) (33) (68) (80) (71)	22053 01 941 330 00 11 © 22090 01		
	2636 2640 2643	10.04 - 10.04 - 10.04 -	 1.VA / 1st FA Baumuster / Type:940.203	(15) (28)	
	 19	Lenker, Radaufhängung / Track Control Arm Querlenker / Control Arm Länge [mm] / Length [mm]:845 Rohr-Ø [mm] / Pipe Ø [mm]:62 Bohrung-Ø 1 / Bohrung-Ø 2 [mm] / Bore Ø 1 / Bore Ø 2 [mm]:17/17 Lochabstand 1/Lochabstand 2 / Hole Pitch 1/ Hole Pitch 2:100/100 Molekularlager / Molecular Bearing	(5) (75) (69) (80) (30) (67) (71)	22092 01 941 330 00 07 © 22090 01	
		2636 2640 2643	10.04 - 10.04 - 10.04 -	 1.VA / 1st FA Baumuster / Type:940.203	(15) (28)













MERCEDES-BENZ

AXOR 2623 - 2831

6x4
















09.01 -

10	Lenker, Radaufhängung / Track Control Arm	(5)	29461 01	948 350 24 05
	Längslenker / Trailing Arm nicht verstellbar / not adjustable Länge [mm] / Length [mm]:565 Rohr-Ø [mm] / Pipe Ø [mm]:52 Bohrung-Ø 1 / Bohrung-Ø 2 [mm] / Bore Ø 1 / Bore Ø 2 [mm]:21/21 Lochabstand 1/Lochabstand 2 / Hole Pitch 1/ Hole Pitch 2:152/152 Molekularlager / Molecular Bearing	(70) (146) (69) (80) (30) (67) (71)	© 25158 01	
2628, 2629 2633	10.04 - 10.04 -		Doppelachsaggregat / Tandem-axle Assembly (36) 1.HA / 1st RA (14) 2.HA / 2nd RA (16) Radstand [mm] / Wheelbase [mm]:4200 (76) Radstand [mm] / Wheelbase [mm]:4500 (76) für Fzg. mit zul. Gesamtgewicht [t] / for vehicles with permissible total weight [t]:26 (121) Baumuster / Type:950.642-643 (28)	
2636 K 2640 K 2643 K	10.04 - 10.04 - 10.04 -		Doppelachsaggregat / Tandem-axle Assembly (36) 1.HA / 1st RA (14) 2.HA / 2nd RA (16) Radstand [mm] / Wheelbase [mm]:3300 (76) Radstand [mm] / Wheelbase [mm]:3600 (76) Radstand [mm] / Wheelbase [mm]:3900 (76) für Fzg. mit zul. Gesamtgewicht [t] / for vehicles with permissible total weight [t]:26 (121) Baumuster / Type:942.141-143 (28)	
2628 K, 2629 K 2633 K	10.04 - 10.04 -		Doppelachsaggregat / Tandem-axle Assembly (36) 1.HA / 1st RA (14) 2.HA / 2nd RA (16) Radstand [mm] / Wheelbase [mm]:3300 (76) Radstand [mm] / Wheelbase [mm]:3600 (76) Radstand [mm] / Wheelbase [mm]:3900 (76) für Fzg. mit zul. Gesamtgewicht [t] / for vehicles with permissible total weight [t]:26 (121) Baumuster / Type:952.641-643 (28)	
2636 B 2640 B 2643 B	10.04 - 10.04 - 10.04 -		Doppelachsaggregat / Tandem-axle Assembly (36) 1.HA / 1st RA (14) 2.HA / 2nd RA (16) Radstand [mm] / Wheelbase [mm]:3300 (76) Radstand [mm] / Wheelbase [mm]:3600 (76) Radstand [mm] / Wheelbase [mm]:3900 (76) für Fzg. mit zul. Gesamtgewicht [t] / for vehicles with permissible total weight [t]:26 (121) Baumuster / Type:943.141-143 (28)	
2628 B, 2629 B 2633 B	10.04 - 10.04 -		Doppelachsaggregat / Tandem-axle Assembly (36) 1.HA / 1st RA (14) 2.HA / 2nd RA (16) Radstand [mm] / Wheelbase [mm]:3300 (76) Radstand [mm] / Wheelbase [mm]:3900 (76) für Fzg. mit zul. Gesamtgewicht [t] / for vehicles with permissible total weight [t]:26 (121) Baumuster / Type:953.641/643 (28)	
2628 K	01.02 - 10.04		Doppelachsaggregat / Tandem-axle Assembly (36) 1.HA / 1st RA (14) 2.HA / 2nd RA (16) Baumuster / Type:375.373 (28)	
2628 B	01.02 - 10.04		Doppelachsaggregat / Tandem-axle Assembly (36) 1.HA / 1st RA (14) 2.HA / 2nd RA (16) Baumuster / Type:375.374 (28)	
2831	01.11 -		Doppelachsaggregat / Tandem-axle Assembly (36) Antriebsachse / Drive Axle (25) Baumuster / Type:958.260/264 (28)	
2644 S	01.11 -		Baumuster / Type:958.451 (28) mit Parabelfeder / with parabolic spring (136)	



MERCEDES-BENZ

AXOR 2623 - 2831 6x4 09.01 -

 10	Lenker, Radaufhängung / Track Control Arm Längslenker / Trailing Arm nicht verstellbar / not adjustable Länge [mm] / Length [mm]:565 Rohr-Ø [mm] / Pipe Ø [mm]:52 Bohrung-Ø 1 / Bohrung-Ø 2 [mm] / Bore Ø 1 / Bore Ø 2 [mm]:21/21 Lochabstand 1/Lochabstand 2 / Hole Pitch 1/ Hole Pitch 2:152/152 Molekularlager / Molecular Bearing	(5) (70) (146) (69) (80) (30) (67) (71)	29461 01 948 350 24 05 © 25158 01	
	2640 S	10.04 -	 Doppelachsaggregat / Tandem-axle Assembly (36) 1.HA / 1st RA (14) 2.HA / 2nd RA (16) Baumuster / Type:958.451 (28)	
	2828 K	10.04 -	 Doppelachsaggregat / Tandem-axle Assembly (36) Antriebsachse / Drive Axle (25) Baumuster / Type:958.264 (28)	
	2828 K	10.04 -	 Doppelachsaggregat / Tandem-axle Assembly (36) 1.HA / 1st RA (14) 2.HA / 2nd RA (16) Baumuster / Type:958.264 (28)	
	2635 B	10.05 -	 Doppelachsaggregat / Tandem-axle Assembly (36) 1.HA / 1st RA (14) 2.HA / 2nd RA (16) Baumuster / Type:943.141-143 (28)	
	2825 2831 K/B	01.01 - 01.01 -	 Doppelachsaggregat / Tandem-axle Assembly (36) 1.HA / 1st RA (14) 2.HA / 2nd RA (16) Radstand [mm] / Wheelbase [mm]:3600 (76) Radstand [mm] / Wheelbase [mm]:4800 (76) Baumuster / Type:958.260/264 (28)	
 8	Lenker, Radaufhängung / Track Control Arm Dreieckslenker (Nfz) / Wishbone (CV) Länge [mm] / Length [mm]:622 Rohr-Ø [mm] / Pipe Ø [mm]:46 Bohrung-Ø 1 / Bohrung-Ø 2 [mm] / Bore Ø 1 / Bore Ø 2 [mm]:25/25/25 Lochabstand 1/Lochabstand 2 / Hole Pitch 1/ Hole Pitch 2:152/130/130 Molekularlager / Molecular Bearing	(5) (38) (69) (80) (30) (67) (71)	21168 01 942 350 15 05 © 30587 01 © 30589 01	
	2636 2640 2643	10.04 - 10.04 - 10.04 -	 Antriebsachse / Drive Axle (25) ->Chass. L 041975 Baumuster / Type:940.203 (28)	
	2644 S	01.11 -	 Antriebsachse / Drive Axle (25) Achsausführung / Axle Version:6X2/2 (19) Baumuster / Type:944.233 (28)	
 8	Lenker, Radaufhängung / Track Control Arm Dreieckslenker (Nfz) / Wishbone (CV) Länge [mm] / Length [mm]:565 Bohrung-Ø 1 / Bohrung-Ø 2 [mm] / Bore Ø 1 / Bore Ø 2 [mm]:25/25/25 Lochabstand 1/Lochabstand 2 / Hole Pitch 1/ Hole Pitch 2:130/130/152 Molekularlager / Molecular Bearing	(5) (38) (69) (30) (67) (71)	23066 01 947 350 05 05 © 34704 01	
	2831	01.11 -	 1.HA / 1st RA (14) Baumuster / Type:958.260/264 (28)	
	2828 K	10.04 -	1.HA / 1st RA (14) 2.HA / 2nd RA (16) Baumuster / Type:958.264 (28)	
	2828 K	10.04 -	 1.HA / 1st RA (14) Baumuster / Type:958.264 (28)	
	2825 2831 K/B	01.01 - 01.01 -	1.HA / 1st RA (14) 2.HA / 2nd RA (16) Baumuster / Type:958.260/264 (28)	










MERCEDES-BENZ

AXOR 2623 - 2831

6x4










09.01 -

8	Lenker, Radaufhängung / Track Control Arm Dreieckslenker (Nfz) / Wishbone (CV) Länge [mm] / Length [mm]:622 Lochabstand 1/Lochabstand 2 / Hole Pitch 1/ Hole Pitch 2:152/130/130 Bohrung-Ø 1 / Bohrung-Ø 2 [mm] / Bore Ø 1 / Bore Ø 2 [mm]:25/25/25 Rohr-Ø [mm] / Pipe Ø [mm]:46 Molekularlager / Molecular Bearing	(5) (38) (69) (67) (30) (80) (71)	23069 02 948 350 30 05 © 30590 01 © 30589 01	
2628, 2629 2633	10.04 - 10.04 -		Doppelachsaggregat / Tandem-axle Assembly (36) Achsausführung / Axle Version:2x10t, 2x13t (19) 1.HA / 1st RA (14) 2.HA / 2nd RA (16) Scheibenbremse / Disc Brake (83) Radstand [mm] / Wheelbase [mm]:4200 (76) Radstand [mm] / Wheelbase [mm]:4500 (76) für Fzg. mit zul. Gesamtgewicht [t] / for vehicles with permissible total weight [t]:26 (121) Baumuster / Type:950.642-643 (28)	
2636 K 2640 K 2643 K	10.04 - 10.04 - 10.04 -		Doppelachsaggregat / Tandem-axle Assembly (36) Achsausführung / Axle Version:2x10t, 2x13t (19) 1.HA / 1st RA (14) 2.HA / 2nd RA (16) Scheibenbremse / Disc Brake (83) Radstand [mm] / Wheelbase [mm]:3300 (76) Radstand [mm] / Wheelbase [mm]:3600 (76) Radstand [mm] / Wheelbase [mm]:3900 (76) für Fzg. mit zul. Gesamtgewicht [t] / for vehicles with permissible total weight [t]:26 (121) Baumuster / Type:942.141-143 (28)	
2628 K, 2629 K 2633 K	10.04 - 10.04 -		Doppelachsaggregat / Tandem-axle Assembly (36) Achsausführung / Axle Version:2x10t, 2x13t (19) 1.HA / 1st RA (14) 2.HA / 2nd RA (16) Scheibenbremse / Disc Brake (83) Radstand [mm] / Wheelbase [mm]:3300 (76) Radstand [mm] / Wheelbase [mm]:3600 (76) Radstand [mm] / Wheelbase [mm]:3900 (76) für Fzg. mit zul. Gesamtgewicht [t] / for vehicles with permissible total weight [t]:26 (121) Baumuster / Type:952.641-643 (28)	
2636 B 2640 B 2643 B	10.04 - 10.04 - 10.04 -		Doppelachsaggregat / Tandem-axle Assembly (36) Achsausführung / Axle Version:2x10t, 2x13t (19) 1.HA / 1st RA (14) 2.HA / 2nd RA (16) Scheibenbremse / Disc Brake (83) Radstand [mm] / Wheelbase [mm]:3300 (76) Radstand [mm] / Wheelbase [mm]:3600 (76) Radstand [mm] / Wheelbase [mm]:3900 (76) für Fzg. mit zul. Gesamtgewicht [t] / for vehicles with permissible total weight [t]:26 (121) Baumuster / Type:943.141-143 (28)	
2628 B, 2629 B 2633 B	10.04 - 10.04 -		Doppelachsaggregat / Tandem-axle Assembly (36) Achsausführung / Axle Version:2x10t, 2x13t (19) 1.HA / 1st RA (14) 2.HA / 2nd RA (16) Scheibenbremse / Disc Brake (83) Radstand [mm] / Wheelbase [mm]:3300 (76) Radstand [mm] / Wheelbase [mm]:3600 (76) Radstand [mm] / Wheelbase [mm]:3900 (76) für Fzg. mit zul. Gesamtgewicht [t] / for vehicles with permissible total weight [t]:26 (121) Baumuster / Type:953.641-643 (28)	
2628 K	01.02 - 10.04		Doppelachsaggregat / Tandem-axle Assembly (36) Achsausführung / Axle Version:2x10t, 2x13t (19) 1.HA / 1st RA (14) 2.HA / 2nd RA (16) Scheibenbremse / Disc Brake (83) Baumuster / Type:375.373 (28)	



MERCEDES-BENZ










AXOR 2623 - 2831 6x4 09.01 -

 8	Lenker, Radaufhängung / Track Control Arm Dreieckslenker (Nfz) / Wishbone (CV) Länge [mm] / Length [mm]:622 Lochabstand 1/Lochabstand 2 / Hole Pitch 1/ Hole Pitch 2:152/130/130 Bohrung-Ø 1 / Bohrung-Ø 2 [mm] / Bore Ø 1 / Bore Ø 2 [mm]:25/25/25 Rohr-Ø [mm] / Pipe Ø [mm]:46 Molekularlager / Molecular Bearing	(5) (38) (69) (67) (30) (80) (71)	23069 02 948 350 30 05 © 30590 01 © 30589 01	
	2628 B	01.02 - 10.04	Doppelachsaggregat / Tandem-axle Assembly Achsausführung / Axle Version:2x10t, 2x13t 1.HA / 1st RA 2.HA / 2nd RA Scheibenbremse / Disc Brake Baumuster / Type:375.374	(36) (19) (14) (16) (83) (28)
	2831	01.11 -	 Doppelachsaggregat / Tandem-axle Assembly 2.HA / 2nd RA Baumuster / Type:958.264/260	(36) (16) (28)
	2644 S	01.11 -	 Antriebsachse / Drive Axle Achslast [t] / Axle Load [t]:2x10 Achsausführung / Axle Version:6X2/2 Baumuster / Type:958.451	(25) (23) (19) (28)
	2640 S	10.04 -	 Doppelachsaggregat / Tandem-axle Assembly Achsausführung / Axle Version:2x10t, 2x13t 1.HA / 1st RA 2.HA / 2nd RA Scheibenbremse / Disc Brake Baumuster / Type:958.451	(36) (19) (14) (16) (83) (28)
	2828 K	10.04 -	 Doppelachsaggregat / Tandem-axle Assembly Achsausführung / Axle Version:2x10t, 2x13t 1.HA / 1st RA 2.HA / 2nd RA Scheibenbremse / Disc Brake Baumuster / Type:958.264	(36) (19) (14) (16) (83) (28)
	2828 K	10.04 -	 Doppelachsaggregat / Tandem-axle Assembly 2.HA / 2nd RA Baumuster / Type:958.264	(36) (16) (28)
	2635 B	10.05 -	 Doppelachsaggregat / Tandem-axle Assembly Achsausführung / Axle Version:2x10t, 2x13t 1.HA / 1st RA 2.HA / 2nd RA Scheibenbremse / Disc Brake Baumuster / Type:943.141-143	(36) (19) (14) (16) (83) (28)
	2825 2831 K/B	01.01 - 01.01 -	 Doppelachsaggregat / Tandem-axle Assembly Achsausführung / Axle Version:2x10t, 2x13t 1.HA / 1st RA 2.HA / 2nd RA Scheibenbremse / Disc Brake Radstand [mm] / Wheelbase [mm]:3600 Radstand [mm] / Wheelbase [mm]:4800 Baumuster / Type:958.260/264	(36) (19) (14) (16) (83) (76) (76) (28)









MERCEDES-BENZ

AXOR 2623 - 2831 6x4 09.01 -

 8	Lenker, Radaufhängung / Track Control Arm Dreieckslenker (Nfz) / Wishbone (CV) Länge [mm] / Length [mm]:621,5 Rohr-Ø [mm] / Pipe Ø [mm]:60 Bohrung-Ø 1 / Bohrung-Ø 2 [mm] / Bore Ø 1 / Bore Ø 2 [mm]:25/23/23 Lochabstand 1/Lochabstand 2 / Hole Pitch 1/ Hole Pitch 2:152/130/130 Molekularlager / Molecular Bearing	(5) (38) (69) (80) (30) (67) (71)	26031 01 948 350 22 05 © 28706 01 © 28705 01	
	2831	01.11 -	 Doppelachsaggregat / Tandem-axle Assembly Achsausführung / Axle Version:2x16t 1.HA / 1st RA 2.HA / 2nd RA Scheibenbremse / Disc Brake Baumuster / Type:958.260/264	(36) (19) (14) (16) (83) (28)
	2831	01.11 -	 Doppelachsaggregat / Tandem-axle Assembly Achsausführung / Axle Version:2x13t 1.HA / 1st RA 2.HA / 2nd RA Scheibenbremse / Disc Brake Baumuster / Type:958.260/264	(36) (19) (14) (16) (83) (28)
	2828 K	10.04 -	 Doppelachsaggregat / Tandem-axle Assembly Achsausführung / Axle Version:2x16t 1.HA / 1st RA 2.HA / 2nd RA Scheibenbremse / Disc Brake Baumuster / Type:958.264	(36) (19) (14) (16) (83) (28)
	2828 K	10.04 -	 Doppelachsaggregat / Tandem-axle Assembly Achsausführung / Axle Version:2x13t 1.HA / 1st RA 2.HA / 2nd RA Scheibenbremse / Disc Brake Baumuster / Type:958.264	(36) (19) (14) (16) (83) (28)
 8	Lenker, Radaufhängung / Track Control Arm Dreieckslenker (Nfz) / Wishbone (CV) Länge [mm] / Length [mm]:622 Rohr-Ø [mm] / Pipe Ø [mm]:46 Bohrung-Ø 1 / Bohrung-Ø 2 [mm] / Bore Ø 1 / Bore Ø 2 [mm]:25/23/23 Lochabstand 1/Lochabstand 2 / Hole Pitch 1/ Hole Pitch 2:152/130/130 Molekularlager / Molecular Bearing	(5) (38) (69) (80) (30) (67) (71)	31887 01 942 350 12 05 © 30588 01	
	2644 S	01.11 -	 Antriebsachse / Drive Axle Achsausführung / Axle Version:6X2/2 Baumuster / Type:944.233	(25) (19) (28)



MERCEDES-BENZ

AXOR 2623 - 2831		6x4	09.01 -		
 8	Lenker, Radaufhängung / Track Control Arm Dreieckslenker (Nfz) / Wishbone (CV) Länge [mm] / Length [mm]:622 Rohr-Ø [mm] / Pipe Ø [mm]:46 Bohrung-Ø 1 / Bohrung-Ø 2 [mm] / Bore Ø 1 / Bore Ø 2 [mm]:25/25/25 Lochabstand 1/Lochabstand 2 / Hole Pitch 1/ Hole Pitch 2:152/130/130 Molekularlager / Molecular Bearing		(5) (38) (69) (80) (30) (67) (71)		34362 01 944 350 04 05 © 30587 01 © 30589 01 
	2628, 2629	10.04 -	 Aggregat / Unit Achslast [t] / Axle Load [t]:2x13 Trommelbremse / Drum Brake		(24) (23) (86)
	2628 B, 2629 B	10.04 -			
	2628 K, 2629 K	10.04 -			
	2633	10.04 -			
	2633 B	10.04 -			
	2633 K	10.04 -			
	2635 B	10.05 -			
	2636 B	10.04 -			
	2640 B	10.04 -			
2640 K	10.04 -				
2643 B	10.04 -				
2643 K	10.04 -				
2636 K	10.04 -	 Aggregat / Unit Achslast [t] / Axle Load [t]:2x10 Trommelbremse / Drum Brake		(24) (23) (86)	
Spurstangenkopf / Tie Rod End für Schubstange / for push rod Länge [mm] / Length [mm]:141 Gewindemaß / Thread Size:M28x1,5 mit Außengewinde / with external thread mit Rechtsgewinde / with right-hand thread Konusmaß [mm] / Cone Size [mm]:28,6 mit Zubehör / with accessories mit Sicherungsmutter / with lock nut		(10) (128) (69) (49) (131) (137) (58) (140) (138)		23077 01 001 460 89 48 	
2831	01.11 -	Lenkstange an Lenkhebel / Steering Rod at steering arm Achslast [t] / Axle Load [t]:7,5 Baumuster / Type:958.260/264		(62) (23) (28)	
2828 K	10.04 -	Lenkstange an Lenkhebel / Steering Rod at steering arm Achslast [t] / Axle Load [t]:7,5 Baumuster / Type:958.264		(62) (23) (28)	
Kugelkopf, Schaltgestänge Ball Head, gearshift linkage für Fahrzeuge mit Schaltgestänge / for vehicles with gearshift linkage Gewindemaß / Thread Size:M12x1 Innengewinde / Inner Thread mit Rechtsgewinde / with right-hand thread Länge [mm] / Length [mm]:59 Konusmaß [mm] / Cone Size [mm]:10 mit Zubehör / with accessories		(3) (111) (49) (54) (137) (69) (58) (140)		33989 01 000 996 93 45 	
2636 K	10.04 -	am Schaltgestänge / at gearshift linkage		(96)	
2643 K	10.04 -	Baumuster / Type:942.142-143		(28)	
2635 B	10.05 -	am Schaltgestänge / at gearshift linkage		(96)	
2636 B	10.04 -	Baumuster / Type:943.142-143		(28)	
2643 B	10.04 -				
2640 K	10.04 -	am Schaltgestänge / at gearshift linkage		(96)	
		Baumuster / Type:942.142-143/141		(28)	
2640 B	10.04 -	am Schaltgestänge / at gearshift linkage		(96)	
		Baumuster / Type:943.142/141/143		(28)	
2636	10.04 -	am Schaltgestänge / at gearshift linkage		(96)	
2640	10.04 -	Baumuster / Type:940.203		(28)	
2643	10.04 -				
2644 S	01.11 -	am Schaltgestänge / at gearshift linkage		(96)	
		Baumuster / Type:958.451/461		(28)	




MERCEDES-BENZ

AXOR 2623 - 2831











6x4

09.01 -

<p>Kugelkopf, Schaltgestänge Ball Head, gearshift linkage für Fahrzeuge mit Schaltgestänge / for vehicles with gearshift linkage Gewindemaß / Thread Size:M12x1 Innengewinde / Inner Thread mit Linksgewinde / with left-hand thread Länge [mm] / Length [mm]:59 Konusmaß [mm] / Cone Size [mm]:10 mit Zubehör / with accessories</p>	<p>(3) (111) (49) (54) (135) (69) (58) (140)</p>	<p>33990 01 000 996 94 45</p> 	
<p>2636 K</p>	<p>10.04 -</p>	<p>am Schaltgestänge / at gearshift linkage</p>	<p>(96)</p>
<p>2643 K</p>	<p>10.04 -</p>	<p>Baumuster / Type:942.142-143</p>	<p>(28)</p>
<p>2635 B</p>	<p>10.05 -</p>	<p>am Schaltgestänge / at gearshift linkage</p>	<p>(96)</p>
<p>2636 B</p>	<p>10.04 -</p>	<p>Baumuster / Type:943.142-143</p>	<p>(28)</p>
<p>2643 B</p>	<p>10.04 -</p>	<p>am Schaltgestänge / at gearshift linkage</p>	<p>(96)</p>
<p>2640 K</p>	<p>10.04 -</p>	<p>Baumuster / Type:942.142-143/141</p>	<p>(28)</p>
<p>2640 B</p>	<p>10.04 -</p>	<p>am Schaltgestänge / at gearshift linkage</p>	<p>(96)</p>
<p>2636</p>	<p>10.04 -</p>	<p>Baumuster / Type:943.142/141/143</p>	<p>(28)</p>
<p>2640</p>	<p>10.04 -</p>	<p>am Schaltgestänge / at gearshift linkage</p>	<p>(96)</p>
<p>2643</p>	<p>10.04 -</p>	<p>Baumuster / Type:940.203</p>	<p>(28)</p>
<p>2644 S</p>	<p>01.11 -</p>	<p>am Schaltgestänge / at gearshift linkage</p>	<p>(96)</p>
<p></p>	<p></p>	<p>Baumuster / Type:958.451/461</p>	<p>(28)</p>



MERCEDES-BENZ

AXOR 3028 - 4144		6x4	09.01 -		
1	Lenkstange / Centre Rod Assembly Schubstange / Push Rod einseitig verstellbar / Adjustable on one side Länge [mm] / Length [mm]:895 Konusmaß [mm] / Cone Size [mm]:28,6 Rohr-Ø [mm] / Pipe Ø [mm]:40 mit Zubehör / with accessories	(6) (85) (101) (69) (58) (80) (140)	25447 01 27623 01	002 460 50 05 	
	3335 S 3340 S	09.08 - 06.09 -		Lenkstockhebel zur 1. VA / Pitman Arm to 1st FA Baumuster / Type:944.161	(66) (28)
1	Lenkstange / Centre Rod Assembly Schubstange / Push Rod einseitig verstellbar / Adjustable on one side Länge [mm] / Length [mm]:895 Konusmaß [mm] / Cone Size [mm]:28,6 Rohr-Ø [mm] / Pipe Ø [mm]:36 mit Zubehör / with accessories mit Sicherungsmutter / with lock nut	(6) (85) (101) (69) (58) (80) (140) (138)	25721 01 23077 01	002 460 46 05 	
	3028 B	01.11 -		Lenkstockhebel zur 1. VA / Pitman Arm to 1st FA Trommelbremse / Drum Brake Baumuster / Type:375.374	(66) (86) (28)
	3028 K	01.11 -		Lenkstockhebel zur 1. VA / Pitman Arm to 1st FA Trommelbremse / Drum Brake Baumuster / Type:375.373	(66) (86) (28)
	3028 K	01.11 -		Lenkstockhebel zur 1. VA / Pitman Arm to 1st FA Trommelbremse / Drum Brake Baumuster / Type:375.373	(66) (86) (28)
1	Lenkstange / Centre Rod Assembly Schubstange / Push Rod einseitig verstellbar / Adjustable on one side Länge [mm] / Length [mm]:886 Konusmaß [mm] / Cone Size [mm]:30 Rohr-Ø [mm] / Pipe Ø [mm]:38 mit Zubehör / with accessories mit Sicherungsmutter / with lock nut	(6) (85) (101) (69) (58) (80) (140) (138)	31150 01 11505 03	003 460 44 05 	
	3335 3340 3343	10.04 - 10.04 - 10.04 -		Lenkstockhebel zur 1. VA / Pitman Arm to 1st FA Achslast [t] / Axle Load [t]:9 Scheibenbremse / Disc Brake Radstand [mm] / Wheelbase [mm]:4500 für Fzg. mit zul. Gesamtgewicht [t] / for vehicles with permissible total weight [t]:33 Baumuster / Type:940.163	(66) (23) (83) (76) (121) (28)
	3340 K	10.04 -		Lenkstockhebel zur 1. VA / Pitman Arm to 1st FA Achslast VA ab [kg] / Axle Load FA from [kg]:9000 Achslast VA bis [kg] / Axle Load FA to [kg]:9000 Scheibenbremse / Disc Brake Radstand [mm] / Wheelbase [mm]:3600 Radstand [mm] / Wheelbase [mm]:3900 für Fzg. mit zul. Gesamtgewicht [t] / for vehicles with permissible total weight [t]:33 Baumuster / Type:942.162-163	(66) (20) (21) (83) (76) (76) (121) (28)
	3335 B 3340 B 3343 B	10.04 - 10.05 10.04 - 10.05 10.04 -		Lenkstockhebel zur 1. VA / Pitman Arm to 1st FA Achslast [kg] / Axle Load [kg]:9,0 Scheibenbremse / Disc Brake Baumuster / Type:943.162-163	(66) (22) (83) (28)









MERCEDES-BENZ

AXOR 3028 - 4144









6x4

09.01 -

 1	Lenkstange / Centre Rod Assembly Schubstange / Push Rod einseitig verstellbar / Adjustable on one side Länge [mm] / Length [mm]:905 Konusmaß [mm] / Cone Size [mm]:28,6 Rohr-Ø [mm] / Pipe Ø [mm]:42 mit Zubehör / with accessories	(6) (85) (101) (69) (58) (80) (140)	34003 01 375 460 11 05  27623 01
	3335 3340 3343	10.04 - 10.04 - 10.04 -	Lenkstockhebel zur 1. VA / Pitman Arm to 1st FA (66) Baumuster / Type:940.163 (28) Trommelbremse / Drum Brake (86) für Fahrzeuge mit Blattfederung / for leaf-spring suspension vehicles (105) Gerade Vorderachse / Straight front axle (48)
	3340 K	10.04 -	Lenkstockhebel zur 1. VA / Pitman Arm to 1st FA (66) Baumuster / Type:942.162-163 (28) Trommelbremse / Drum Brake (86) für Fahrzeuge mit Blattfederung / for leaf-spring suspension vehicles (105) Gerade Vorderachse / Straight front axle (48)
	3335 B 3340 B 3343 B	10.04 - 10.05 10.04 - 10.05 10.04 -	Lenkstockhebel zur 1. VA / Pitman Arm to 1st FA (66) Baumuster / Type:943.163 (28) Trommelbremse / Drum Brake (86) für Fahrzeuge mit Blattfederung / for leaf-spring suspension vehicles (105) Gerade Vorderachse / Straight front axle (48)
	3028 B	01.11 -	Lenkstockhebel zur 1. VA / Pitman Arm to 1st FA (66) Trommelbremse / Drum Brake (86) Baumuster / Type:375.374 (28) Gerade Vorderachse / Straight front axle (48)
	3028 K	01.11 -	Lenkstockhebel zur 1. VA / Pitman Arm to 1st FA (66) Trommelbremse / Drum Brake (86) Baumuster / Type:375.373 (28) Gerade Vorderachse / Straight front axle (48)
	 1	Lenkstange / Centre Rod Assembly Schubstange / Push Rod einseitig verstellbar / Adjustable on one side Länge [mm] / Length [mm]:916 Konusmaß [mm] / Cone Size [mm]:28,6 Rohr-Ø [mm] / Pipe Ø [mm]:36 mit Zubehör / with accessories mit Sicherungsmutter / with lock nut	(6) (85) (101) (69) (58) (80) (140) (138)
3335 3340 3343		10.04 - 10.04 - 10.04 -	Lenkstockhebel zur 1. VA / Pitman Arm to 1st FA (66) Trommelbremse / Drum Brake (86) Achsausführung / Axle Version:VL 4/55D-7,5 (19) Achslast [t] / Axle Load [t]:7,5 (23) Baumuster / Type:940.163 (28)
3335 S 3340 S		09.08 - 06.09 -	Lenkstockhebel zur 1. VA / Pitman Arm to 1st FA (66) Trommelbremse / Drum Brake (86) Achsausführung / Axle Version:VL 4/55D-7,5 (19) Achslast [t] / Axle Load [t]:7,5 (23) Baumuster / Type:944.161 (28)
3335 K		06.09 -	Lenkstockhebel zur 1. VA / Pitman Arm to 1st FA (66) Trommelbremse / Drum Brake (86) Achsausführung / Axle Version:VL 4/55D-7,5 (19) Achslast [t] / Axle Load [t]:7,5 (23) Baumuster / Type:374.695 (28)
 2	Lenkstange / Centre Rod Assembly Schubstange / Push Rod einseitig verstellbar / Adjustable on one side Länge [mm] / Length [mm]:716 Konusmaß [mm] / Cone Size [mm]:32 Rohr-Ø [mm] / Pipe Ø [mm]:38 mit Zubehör / with accessories	(6) (85) (101) (69) (58) (80) (140)	25499 01 002 460 88 05  11394 04
	4143 K	01.11 -	 Zwischenhebel zur Vorderachse 2 / Control arm to front axle 2 (92) Trommelbremse / Drum Brake (86) Baumuster / Type:942.314 (28)











MERCEDES-BENZ

AXOR 3028 - 4144		6x4	09.01 -		
2	Lenkstange / Centre Rod Assembly Schubstange / Push Rod beidseitig verstellbar / Adjustable on both sides Länge [mm] / Length [mm]:733 Konusmaß [mm] / Cone Size [mm]:32 Rohr-Ø [mm] / Pipe Ø [mm]:36 mit Zubehör / with accessories	(6) (85) (100) (69) (58) (80) (140)		29799 01 001 460 15 05  ▲ 11394 04 ▲ 12280 04	
	4143 K	01.11 -	 Zwischenhebel zur Vorderachse 2 / Control arm to front axle 2 Scheibenbremse / Disc Brake Baumuster / Type:942.314	(92) (83) (28)	
3	Lenkstange / Centre Rod Assembly Schubstange / Push Rod nicht verstellbar / not adjustable Länge [mm] / Length [mm]:1095 Konusmaß [mm] / Cone Size [mm]:32 Rohr-Ø [mm] / Pipe Ø [mm]:42 mit Zubehör / with accessories	(6) (85) (146) (69) (58) (80) (140)		25249 01 001 460 13 05 	
	4143 K	01.11 -	 am Zwischenhebel / at the intermediate lever Zwischenhebel 1 zum Zwischenlager 2 / Control arm 1 to intermediate bearing 2 Scheibenbremse / Disc Brake Baumuster / Type:942.314	(97) (89) (83) (28)	
4	Spurstangenkopf / Tie Rod End am Lenkzylinder / at steering cylinder Länge [mm] / Length [mm]:75 Konusmaß [mm] / Cone Size [mm]:32 Gewindemaß / Thread Size:M26x1,5 mit Rechtsgewinde / with right-hand thread mit Innengewinde / with internal thread mit Zubehör / with accessories	(10) (95) (69) (58) (49) (137) (133) (140)		33397 01 002 460 06 48 	
	4143 K	01.11 -	am Lenkzylinder / at steering cylinder Baumuster / Type:942.315	(95) (28)	
6	Spurstange / Rod Assembly Führungsstange / Guide Rod beidseitig verstellbar / Adjustable on both sides Länge [mm] / Length [mm]:1735 Konusmaß [mm] / Cone Size [mm]:32 Rohr-Ø [mm] / Pipe Ø [mm]:50 mit Zubehör / with accessories	(9) (46) (100) (69) (58) (80) (140)		23988 01 941 330 02 03  ▲ 11394 04 ▲ 12280 04	
	3335	10.04 -	Achsausführung / Axle Version:739500	(19)	
	3343	10.04 -	für Fzg. mit zul. Gesamtgewicht [t] / for vehicles with permissible total weight [t]:33 Baumuster / Type:940.163	(121) (28)	
	3340	10.04 -	Achsausführung / Axle Version:739.500 für Fzg. mit zul. Gesamtgewicht [t] / for vehicles with permissible total weight [t]:33 Baumuster / Type:940.163	(19) (121) (28)	
	3340 K	10.04 -	 Achsausführung / Axle Version:739500 Radstand [mm] / Wheelbase [mm]:3600 Radstand [mm] / Wheelbase [mm]:3900 für Fzg. mit zul. Gesamtgewicht [t] / for vehicles with permissible total weight [t]:33 Baumuster / Type:942.162-163	(19) (76) (76) (121) (28)	
	3335 B	10.04 - 10.05	 Achsausführung / Axle Version:739500 Radstand [mm] / Wheelbase [mm]:3600 Radstand [mm] / Wheelbase [mm]:3900 für Fzg. mit zul. Gesamtgewicht [t] / for vehicles with permissible total weight [t]:33 Baumuster / Type:943.162-163	(19) (76) (76) (121) (28)	
	3340 B	10.04 - 10.05			
	3343 B	10.04 -			
	3335 S	09.08 -	Achsausführung / Axle Version:739.500	(19)	
3340 S	06.09 -	Baumuster / Type:944.161	(28)		
3028 B	01.11 -	Achsausführung / Axle Version:739.500 Baumuster / Type:375.374	(19) (28)		
3028 K	01.11 -	Achsausführung / Axle Version:739500 Baumuster / Type:375.373	(19) (28)		

MERCEDES-BENZ

AXOR 3028 - 4144 6x4 09.01 -

 6	Spurstange / Rod Assembly Führungsstange / Guide Rod beidseitig verstellbar / Adjustable on both sides Länge [mm] / Length [mm]:1625 Konusmaß [mm] / Cone Size [mm]:32 Rohr-Ø [mm] / Pipe Ø [mm]:52 mit Zubehör / with accessories	(9) (46) (100) (69) (58) (80) (140)	23992 01 949 330 02 03  ▲ 11394 04 ▲ 12280 04	
	3340 10.04 - 3340 S 06.09 - 3343 K 01.11 - 3344 K 01.11 - 3343 S 01.11 - 3340 K 10.04 - 4140 01.11 - 4143 K 01.11 -		Achsausführung / Axle Version:739.411 Baumuster / Type:958.471-472/478	(19) (28)
			Achsausführung / Axle Version:739.411/542/531 Achslast [t] / Axle Load [t]:7,5 Achslast [t] / Axle Load [t]:9,0 Baumuster / Type:942.314	(19) (23) (23) (28)
 6	Spurstange / Rod Assembly Führungsstange / Guide Rod beidseitig verstellbar / Adjustable on both sides Länge [mm] / Length [mm]:1596 Konusmaß [mm] / Cone Size [mm]:32 Rohr-Ø [mm] / Pipe Ø [mm]:50 mit Zubehör / with accessories	(9) (46) (100) (69) (58) (80) (140)	23994 01 949 330 17 03  ▲ 11394 04 ▲ 12280 04	
	4143 K 01.11 -		Achsausführung / Axle Version:739.542 Achslast [t] / Axle Load [t]:7,5 Baumuster / Type:942.314	(19) (23) (28)
 6	Spurstange / Rod Assembly Führungsstange / Guide Rod beidseitig verstellbar / Adjustable on both sides Länge [mm] / Length [mm]:1532 Konusmaß [mm] / Cone Size [mm]:32 Rohr-Ø [mm] / Pipe Ø [mm]:50 mit Zubehör / with accessories	(9) (46) (100) (69) (58) (80) (140)	23995 01 949 330 18 03  ▲ 11394 04 ▲ 12280 04	
	3340 10.04 - 3340 S 06.09 - 3343 K 01.11 - 3344 K 01.11 - 3343 S 01.11 - 4140 01.11 - 3340 K 10.04 -		Achsausführung / Axle Version:739.411 Baumuster / Type:958.471-472/478	(19) (28)
			 Achsausführung / Axle Version:739411 Radstand [mm] / Wheelbase [mm]:3600 Radstand [mm] / Wheelbase [mm]:3900 für Fzg. mit zul. Gesamtgewicht [t] / for vehicles with permissible total weight [t]:33 Baumuster / Type:942.162-163	(19) (76) (76) (121) (28)
	3340 K 10.04 -		Achsausführung / Axle Version:739.411 Baumuster / Type:958.471-472/478	(19) (28)
	3335 B 10.04 - 10.05 3340 B 10.04 - 10.05 3343 B 10.04 -		 Achsausführung / Axle Version:739411 Radstand [mm] / Wheelbase [mm]:3600 Radstand [mm] / Wheelbase [mm]:3900 für Fzg. mit zul. Gesamtgewicht [t] / for vehicles with permissible total weight [t]:33 Baumuster / Type:943.162-163	(19) (76) (76) (121) (28)
	4143 K 01.11 -		Achsausführung / Axle Version:739.410-411 Achslast [t] / Axle Load [t]:9,0 Baumuster / Type:942.314	(19) (23) (28)







MERCEDES-BENZ

AXOR 3028 - 4144

6x4

09.01 -

 <div style="border: 1px solid black; padding: 2px; display: inline-block; margin-right: 5px;">6</div>	Spurstange / Rod Assembly Führungsstange / Guide Rod einseitig verstellbar / Adjustable on one side Länge [mm] / Length [mm]:1700 Konusmaß [mm] / Cone Size [mm]:32 Rohr-Ø [mm] / Pipe Ø [mm]:52 mit Zubehör / with accessories mit Kronenmutter / with crown nut	(9) (46) (101) (69) (58) (80) (140) (134)	37330 01 949 330 04 03 30737 01 37235 01 
	3340 K 10.04 -	 Achsausführung / Axle Version:739411, 739570 (19) Radstand [mm] / Wheelbase [mm]:3600 (76) Radstand [mm] / Wheelbase [mm]:3900 (76) für Fzg. mit zul. Gesamtgewicht [t] / for vehicles with permissible total weight [t]:33 (121) Baumuster / Type:942.162-163 (28)	
	3335 B 10.04 - 10.05 3340 B 10.04 - 10.05 3343 B 10.04 -	 Achsausführung / Axle Version:739411 (19) Radstand [mm] / Wheelbase [mm]:3600 (76) Radstand [mm] / Wheelbase [mm]:3900 (76) für Fzg. mit zul. Gesamtgewicht [t] / for vehicles with permissible total weight [t]:33 (121) Baumuster / Type:943.162-163 (28)	
	4143 K 01.11 -	Achsausführung / Axle Version:739.530 (19) Achslast [t] / Axle Load [t]:7,5 (23) Baumuster / Type:942.314 (28)	










MERCEDES-BENZ

AXOR 3028 - 4144

6x4

09.01 -

6	Spurstange / Rod Assembly Führungsstange / Guide Rod einseitig verstellbar / Adjustable on one side Länge [mm] / Length [mm]:1687 Konusmaß [mm] / Cone Size [mm]:32 Rohr-Ø [mm] / Pipe Ø [mm]:52 mit Zubehör / with accessories mit Kronenmutter / with crown nut	(9) (46) (101) (69) (58) (80) (140) (134)	37331 01 949 330 16 03 30737 01 37235 01	
3335 3343	10.04 - 10.04 -	für Fzg. mit zul. Gesamtgewicht [t] / for vehicles with permissible total weight [t]:33 Achsausführung / Axle Version:739541, 6x4 Baumuster / Type:940.163	(121) (19) (28)	
3340	10.04 -	 Achsausführung / Axle Version:739.391 1.VA / 1st FA Baumuster / Type:958.471-472/478	(19) (15) (28)	
3340	10.04 -	für Fzg. mit zul. Gesamtgewicht [t] / for vehicles with permissible total weight [t]:33 Achsausführung / Axle Version:739.541, 6x4 Baumuster / Type:940.163	(121) (19) (28)	
3340 K	10.04 -	 Achsausführung / Axle Version:739.391 1.VA / 1st FA Baumuster / Type:958.471-472/478	(19) (15) (28)	
3340 K	10.04 -	 Achsausführung / Axle Version:739541 Radstand [mm] / Wheelbase [mm]:3600 Radstand [mm] / Wheelbase [mm]:3900 für Fzg. mit zul. Gesamtgewicht [t] / for vehicles with permissible total weight [t]:33 Baumuster / Type:942.162-163	(19) (76) (76) (121) (28)	
3335 B 3340 B 3343 B	10.04 - 10.05 10.04 - 10.05 10.04 -	 Achsausführung / Axle Version:739541 Radstand [mm] / Wheelbase [mm]:3600 Radstand [mm] / Wheelbase [mm]:3900 für Fzg. mit zul. Gesamtgewicht [t] / for vehicles with permissible total weight [t]:33 Baumuster / Type:943.162-163	(19) (76) (76) (121) (28)	
3335 S	09.08 -	Achsausführung / Axle Version:739.541 Baumuster / Type:944.161	(19) (28)	
3340 S	06.09 -	 Achsausführung / Axle Version:739.391 1.VA / 1st FA Baumuster / Type:958.471-472/478	(19) (15) (28)	
3340 S	06.09 -	Achsausführung / Axle Version:739.541 Baumuster / Type:944.161	(19) (28)	
3335 K	06.09 -	Achsausführung / Axle Version:739.541 Achslast [t] / Axle Load [t]:7,5 Baumuster / Type:374.695	(19) (23) (28)	
3343 K 3344 K 3343 S 4140	01.11 - 01.11 - 01.11 - 01.11 -	 Achsausführung / Axle Version:739.391 1.VA / 1st FA Baumuster / Type:958.471-472/478	(19) (15) (28)	
4143 K	01.11 -	Achsausführung / Axle Version:739.541 Achslast [t] / Axle Load [t]:7,5 Baumuster / Type:942.314	(19) (23) (28)	
3028 B	01.11 -	Achsausführung / Axle Version:739.541 Baumuster / Type:375.374	(19) (28)	
3028 K	01.11 -	Achsausführung / Axle Version:739541 Baumuster / Type:375.373	(19) (28)	

Pos










Ref.



MERCEDES-BENZ

AXOR 3028 - 4144 6x4 09.01 -

16	Stange/Strebe, Stabilisator / Rod/Strut, stabiliser Koppelstange / Coupling Rod Länge [mm] / Length [mm]:1815 Rohr-Ø [mm] / Pipe Ø [mm]:58 nicht verstellbar / not adjustable ohne Zubehör / without accessories	(11) (60) (69) (80) (146) (149)	30765 01 000 322 06 23 
	4143 K 01.11 -		 Druckstange / Pressure Rod für / for:Code ZD7 Baumuster / Type:942.314 (39) (102) (28)
	4143 K 01.11 -		 Druckstange / Pressure Rod nicht für / not for:Code ZD7 Baumuster / Type:942.314 (39) (141) (28)
10	Lenker, Radaufhängung / Track Control Arm Längslenker / Trailing Arm nicht verstellbar / not adjustable Länge [mm] / Length [mm]:615 Rohr-Ø [mm] / Pipe Ø [mm]:52 Bohrung-Ø 1 / Bohrung-Ø 2 [mm] / Bore Ø 1 / Bore Ø 2 [mm]:21/21 Lochabstand 1/Lochabstand 2 / Hole Pitch 1/ Hole Pitch 2:152/152 Molekularlager / Molecular Bearing	(5) (70) (146) (69) (80) (30) (67) (71)	22989 01 948 350 25 05 ® 25158 01 
	3340 K 10.04 -		 Doppelachsaggregat / Tandem-axle Assembly 1.HA / 1st RA 2.HA / 2nd RA Achsabstand [mm] / Centre Distance [mm]:1450 Radstand [mm] / Wheelbase [mm]:3600 Radstand [mm] / Wheelbase [mm]:3900 für Fzg. mit zul. Gesamtgewicht [t] / for vehicles with permissible total weight [t]:33 Baumuster / Type:942.162-163 (36) (14) (16) (18) (76) (76) (121) (28)
	3335 B 10.04 - 10.05 3340 B 10.04 - 10.05 3343 B 10.04 -		 Doppelachsaggregat / Tandem-axle Assembly 1.HA / 1st RA 2.HA / 2nd RA Achsabstand [mm] / Centre Distance [mm]:1450 Radstand [mm] / Wheelbase [mm]:3600 Radstand [mm] / Wheelbase [mm]:3900 für Fzg. mit zul. Gesamtgewicht [t] / for vehicles with permissible total weight [t]:33 Baumuster / Type:943.162-163 (36) (14) (16) (18) (76) (76) (121) (28)
	4143 K 01.11 -		 Doppelachsaggregat / Tandem-axle Assembly 1.HA / 1st RA 2.HA / 2nd RA Achsabstand [mm] / Centre Distance [mm]:1450 Baumuster / Type:942.314 (36) (14) (16) (18) (28)















MERCEDES-BENZ

AXOR 3028 - 4144








6x4

09.01 -

 10	Lenker, Radaufhängung / Track Control Arm Längslenker / Trailing Arm nicht verstellbar / not adjustable Länge [mm] / Length [mm]:565 Rohr-Ø [mm] / Pipe Ø [mm]:52 Bohrung-Ø 1 / Bohrung-Ø 2 [mm] / Bore Ø 1 / Bore Ø 2 [mm]:21/21 Lochabstand 1/Lochabstand 2 / Hole Pitch 1/ Hole Pitch 2:152/152 Molekularlager / Molecular Bearing	(5) (70) (146) (69) (80) (30) (67) (71)	29461 01 © 25158 01 	
	3335 3343	10.04 - 10.04 -	 Doppelachsaggregat / Tandem-axle Assembly (36) 1.HA / 1st RA (14) 2.HA / 2nd RA (16) Radstand [mm] / Wheelbase [mm]:4500 (76) für Fzg. mit zul. Gesamtgewicht [t] / for vehicles with permissible total weight [t]:33 (121) Baumuster / Type:940.163 (28)	
3340	10.04 -		 Doppelachsaggregat / Tandem-axle Assembly (36) 1.HA / 1st RA (14) 2.HA / 2nd RA (16) Radstand [mm] / Wheelbase [mm]:4500 (76) für Fzg. mit zul. Gesamtgewicht [t] / for vehicles with permissible total weight [t]:33 (121) Baumuster / Type:940.163 (28)	
3340	10.04 -		 Doppelachsaggregat / Tandem-axle Assembly (36) 1.HA / 1st RA (14) 2.HA / 2nd RA (16) Baumuster / Type:958.471-472/478 (28)	
3340 K	10.04 -		 Doppelachsaggregat / Tandem-axle Assembly (36) 1.HA / 1st RA (14) 2.HA / 2nd RA (16) Radstand [mm] / Wheelbase [mm]:3600 (76) Radstand [mm] / Wheelbase [mm]:3900 (76) für Fzg. mit zul. Gesamtgewicht [t] / for vehicles with permissible total weight [t]:33 (121) Baumuster / Type:942.162-163 (28)	
3340 K	10.04 -		 Doppelachsaggregat / Tandem-axle Assembly (36) 1.HA / 1st RA (14) 2.HA / 2nd RA (16) Baumuster / Type:958.471-472/478 (28)	
3335 B 3340 B 3343 B	10.04 - 10.05 10.04 - 10.05 10.04 -		 Doppelachsaggregat / Tandem-axle Assembly (36) 1.HA / 1st RA (14) 2.HA / 2nd RA (16) Radstand [mm] / Wheelbase [mm]:3600 (76) Radstand [mm] / Wheelbase [mm]:3900 (76) für Fzg. mit zul. Gesamtgewicht [t] / for vehicles with permissible total weight [t]:33 (121) Baumuster / Type:943.162-163 (28)	
3335 S	09.08 -		 Doppelachsaggregat / Tandem-axle Assembly (36) 1.HA / 1st RA (14) 2.VA / 2nd FA (17) Baumuster / Type:944.161 (28)	
3340 S	06.09 -		 Doppelachsaggregat / Tandem-axle Assembly (36) 1.HA / 1st RA (14) 2.HA / 2nd RA (16) Baumuster / Type:944.161 (28)	
3335 K	06.09 -		 Doppelachsaggregat / Tandem-axle Assembly (36) 1.HA / 1st RA (14) 2.HA / 2nd RA (16) Achslast [t] / Axle Load [t]:2x16 (23) Baumuster / Type:374.695 (28)	
3343 K 3344 K 3343 S 4140	01.11 - 01.11 - 01.11 - 01.11 -		 Doppelachsaggregat / Tandem-axle Assembly (36) 1.HA / 1st RA (14) 2.HA / 2nd RA (16) Baumuster / Type:958.471-472/478 (28)	








MERCEDES-BENZ

AXOR 3028 - 4144		6x4	09.01 -	
 10	Lenker, Radaufhängung / Track Control Arm Längslenker / Trailing Arm nicht verstellbar / not adjustable Länge [mm] / Length [mm]:565 Rohr-Ø [mm] / Pipe Ø [mm]:52 Bohrung-Ø 1 / Bohrung-Ø 2 [mm] / Bore Ø 1 / Bore Ø 2 [mm]:21/21 Lochabstand 1/Lochabstand 2 / Hole Pitch 1/ Hole Pitch 2:152/152 Molekularlager / Molecular Bearing		(5) (70) (146) (69) (80) (30) (67) (71)	29461 01 948 350 24 05 ® 25158 01 
	4143 K	01.11 -	 Doppelachsaggregat / Tandem-axle Assembly 1.HA / 1st RA 2.HA / 2nd RA Baumuster / Type:942.314	(36) (14) (16) (28)
	3028 B	01.11 -	 Doppelachsaggregat / Tandem-axle Assembly 1.HA / 1st RA 2.HA / 2nd RA Baumuster / Type:375.374	(36) (14) (16) (28)
	3028 K	01.11 -	 Doppelachsaggregat / Tandem-axle Assembly 1.HA / 1st RA 2.HA / 2nd RA Baumuster / Type:375.373	(36) (14) (16) (28)
 8	Lenker, Radaufhängung / Track Control Arm Dreieckslenker (Nfz) / Wishbone (CV) Länge [mm] / Length [mm]:565 Bohrung-Ø 1 / Bohrung-Ø 2 [mm] / Bore Ø 1 / Bore Ø 2 [mm]:25/25/25 Lochabstand 1/Lochabstand 2 / Hole Pitch 1/ Hole Pitch 2:130/130/152 Molekularlager / Molecular Bearing		(5) (38) (69) (30) (67) (71)	23066 01 947 350 05 05 ® 34704 01 
	3340	10.04 -	1.HA / 1st RA	(14)
	3340 S	06.09 -	2.HA / 2nd RA	(16)
	3343 K	01.11 -	für Fzg. mit zul. Gesamtgewicht [t] / for vehicles with permissible total weight [t]:32	(121)
	3344 K	01.11 -	Baumuster / Type:958.478	(28)
	3343 S	01.11 -		
	3340 K	10.04 -		
4140	01.11 -			



MERCEDES-BENZ

AXOR 3028 - 4144 6x4 09.01 -

 8	<p>Lenker, Radaufhängung / Track Control Arm Dreieckslenker (Nfz) / Wishbone (CV) Länge [mm] / Length [mm]:667 Lochabstand 1/Lochabstand 2 / Hole Pitch 1/ Hole Pitch 2:152/130/130 Bohrung-Ø 1 / Bohrung-Ø 2 [mm] / Bore Ø 1 / Bore Ø 2 [mm]:25/23/23 Rohr-Ø [mm] / Pipe Ø [mm]:60 Molekularlager / Molecular Bearing</p>	<p>(5) (38) (69) (67) (30) (80) (71)</p>	<p>25314 01 948 350 23 05 © 28706 01 © 28705 01</p>	
	<p>3340 K 10.04 -</p>		<p>Doppelachsaggregat / Tandem-axle Assembly (36) Achsausführung / Axle Version:2x18t (19) Scheibenbremse / Disc Brake (83) 1.HA / 1st RA (14) 2.HA / 2nd RA (16) Radstand [mm] / Wheelbase [mm]:3600 (76) Radstand [mm] / Wheelbase [mm]:3900 (76) für Fzg. mit zul. Gesamtgewicht [t] / for vehicles with permissible total weight [t]:33 (121) Baumuster / Type:942.162-163 (28)</p>	
	<p>3335 B 10.04 - 10.05 3340 B 10.04 - 10.05 3343 B 10.04 -</p>		<p>Doppelachsaggregat / Tandem-axle Assembly (36) Achsausführung / Axle Version:2x18t (19) Scheibenbremse / Disc Brake (83) 1.HA / 1st RA (14) 2.HA / 2nd RA (16) Radstand [mm] / Wheelbase [mm]:3600 (76) Radstand [mm] / Wheelbase [mm]:3900 (76) für Fzg. mit zul. Gesamtgewicht [t] / for vehicles with permissible total weight [t]:33 (121) Baumuster / Type:943.162-163 (28)</p>	
	<p>4143 K 01.11 -</p>		<p>Doppelachsaggregat / Tandem-axle Assembly (36) Achsausführung / Axle Version:2x18t (19) 1.HA / 1st RA (14) 2.HA / 2nd RA (16) Scheibenbremse / Disc Brake (83) Baumuster / Type:942.314 (28)</p>	









MERCEDES-BENZ

AXOR 3028 - 4144

6x4










09.01 -

 8	Lenker, Radaufhängung / Track Control Arm Dreieckslenker (Nfz) / Wishbone (CV) Länge [mm] / Length [mm]:621,5 Rohr-Ø [mm] / Pipe Ø [mm]:60 Bohrung-Ø 1 / Bohrung-Ø 2 [mm] / Bore Ø 1 / Bore Ø 2 [mm]:25/23/23 Lochabstand 1/Lochabstand 2 / Hole Pitch 1/ Hole Pitch 2:152/130/130 Molekularlager / Molecular Bearing	(5) (38) (69) (80) (30) (67) (71)	26031 01 © 28706 01 © 28705 01	948 350 22 05 
	3335 3340 3343	10.04 - 10.04 - 10.04 -	 Doppelachsaggregat / Tandem-axle Assembly (36) Achsausführung / Axle Version:2x16t (19) 1.HA / 1st RA (14) 2.HA / 2nd RA (16) Scheibenbremse / Disc Brake (83) Radstand [mm] / Wheelbase [mm]:4500 (76) für Fzg. mit zul. Gesamtgewicht [t] / for vehicles with permissible total weight [t]:33 (121) Baumuster / Type:940.163 (28)	
	3340 K	10.04 -	 Doppelachsaggregat / Tandem-axle Assembly (36) Achsausführung / Axle Version:2x16t (19) Scheibenbremse / Disc Brake (83) 1.HA / 1st RA (14) 2.HA / 2nd RA (16) Radstand [mm] / Wheelbase [mm]:3600 (76) Radstand [mm] / Wheelbase [mm]:3900 (76) für Fzg. mit zul. Gesamtgewicht [t] / for vehicles with permissible total weight [t]:33 (121) Baumuster / Type:942.162-163 (28)	
	3335 B 3340 B 3343 B	10.04 - 10.05 10.04 - 10.05 10.04 -	 Doppelachsaggregat / Tandem-axle Assembly (36) Achsausführung / Axle Version:2x16t (19) Scheibenbremse / Disc Brake (83) 1.HA / 1st RA (14) 2.HA / 2nd RA (16) Radstand [mm] / Wheelbase [mm]:3600 (76) Radstand [mm] / Wheelbase [mm]:3900 (76) für Fzg. mit zul. Gesamtgewicht [t] / for vehicles with permissible total weight [t]:33 (121) Baumuster / Type:943.162-163 (28)	
	3335 K	06.09 -	Doppelachsaggregat / Tandem-axle Assembly (36) Achslast [t] / Axle Load [t]:2x16 (23) 1.HA / 1st RA (14) 2.HA / 2nd RA (16) Scheibenbremse / Disc Brake (83) Baumuster / Type:374.695 (28)	
	4143 K	01.11 -	 Doppelachsaggregat / Tandem-axle Assembly (36) Achsausführung / Axle Version:2x16t (19) 1.HA / 1st RA (14) 2.HA / 2nd RA (16) Scheibenbremse / Disc Brake (83) Baumuster / Type:942.314 (28)	



MERCEDES-BENZ

AXOR 3028 - 4144 6x4 09.01 -

	Lenker, Radaufhängung / Track Control Arm		(5)	33736 01 948 350 27 05		
	Dreieckslenker (Nfz) / Wishbone (CV) Länge [mm] / Length [mm]:621,5 Rohr-Ø [mm] / Pipe Ø [mm]:60 Bohrung-Ø 1 / Bohrung-Ø 2 [mm] / Bore Ø 1 / Bore Ø 2 [mm]:25/23/23 Lochabstand 1/Lochabstand 2 / Hole Pitch 1/ Hole Pitch 2:152/130/130 Molekularlager / Molecular Bearing		(38) (69) (80) (30) (67) (71)	Ⓜ 28706 01 Ⓜ 28705 01 		
3335	10.04 -	 Doppelachsaggregat / Tandem-axle Assembly Achsausführung / Axle Version:2x16t 1.HA / 1st RA 2.HA / 2nd RA Trommelbremse / Drum Brake Radstand [mm] / Wheelbase [mm]:4500 für Fzg. mit zul. Gesamtgewicht [t] / for vehicles with permissible total weight [t]:33 Baumuster / Type:940.163	(36)	(19) (14) (16) (86) (76) (121) (28)		
3343	10.04 -					
3340	10.04 -		 Doppelachsaggregat / Tandem-axle Assembly Achsausführung / Axle Version:2x13t, 2x16t 1.HA / 1st RA 2.HA / 2nd RA Scheibenbremse / Disc Brake Baumuster / Type:958.471-472/478		(36)	(19) (14) (16) (83) (28)
3340	10.04 -		 Doppelachsaggregat / Tandem-axle Assembly Achsausführung / Axle Version:2x16t 1.HA / 1st RA 2.HA / 2nd RA Trommelbremse / Drum Brake Radstand [mm] / Wheelbase [mm]:4500 für Fzg. mit zul. Gesamtgewicht [t] / for vehicles with permissible total weight [t]:33 Baumuster / Type:940.163		(36)	(19) (14) (16) (86) (76) (121) (28)
3340 K	10.04 -		 Doppelachsaggregat / Tandem-axle Assembly Achsausführung / Axle Version:2x16t Trommelbremse / Drum Brake 1.HA / 1st RA 2.HA / 2nd RA Radstand [mm] / Wheelbase [mm]:3600 Radstand [mm] / Wheelbase [mm]:3900 für Fzg. mit zul. Gesamtgewicht [t] / for vehicles with permissible total weight [t]:33 Baumuster / Type:942.162-163		(36)	(19) (86) (14) (16) (76) (76) (121) (28)
3340 K	10.04 -		 Doppelachsaggregat / Tandem-axle Assembly Achsausführung / Axle Version:2x13t, 2x16t 1.HA / 1st RA 2.HA / 2nd RA Scheibenbremse / Disc Brake Baumuster / Type:958.471-472/478		(36)	(19) (14) (16) (83) (28)
3335 B 3340 B 3343 B	10.04 - 10.05 10.04 - 10.05 10.04 -		 Doppelachsaggregat / Tandem-axle Assembly Achsausführung / Axle Version:2x16t Trommelbremse / Drum Brake 1.HA / 1st RA 2.HA / 2nd RA Radstand [mm] / Wheelbase [mm]:3600 Radstand [mm] / Wheelbase [mm]:3900 für Fzg. mit zul. Gesamtgewicht [t] / for vehicles with permissible total weight [t]:33 Baumuster / Type:943.162-163		(36)	(19) (86) (14) (16) (76) (76) (121) (28)
3335 S	09.08 -		 Achslast [t] / Axle Load [t]:2x16 1.HA / 1st RA 2.VA / 2nd FA Trommelbremse / Drum Brake Baumuster / Type:944.161		(23)	(14) (17) (86) (28)









MERCEDES-BENZ

AXOR 3028 - 4144

6x4






09.01 -

 8	Lenker, Radaufhängung / Track Control Arm Dreieckslenker (Nfz) / Wishbone (CV) Länge [mm] / Length [mm]:621,5 Rohr-Ø [mm] / Pipe Ø [mm]:60 Bohrung-Ø 1 / Bohrung-Ø 2 [mm] / Bore Ø 1 / Bore Ø 2 [mm]:25/23/23 Lochabstand 1/Lochabstand 2 / Hole Pitch 1/ Hole Pitch 2:152/130/130 Molekularlager / Molecular Bearing	(5) (38) (69) (80) (30) (67) (71)	33736 01 948 350 27 05 © 28706 01 © 28705 01	
	3340 S	06.09 -	 Achslast [t] / Axle Load [t]:2x16 1.HA / 1st RA 2.VA / 2nd FA Trommelbremse / Drum Brake Baumuster / Type:944.161	(23) (14) (17) (86) (28)
	3340 S	06.09 -	 Doppelachsaggregat / Tandem-axle Assembly Achsausführung / Axle Version:2x13t, 2x16t 1.HA / 1st RA 2.HA / 2nd RA Scheibenbremse / Disc Brake Baumuster / Type:958.471-472/478	(36) (19) (14) (16) (83) (28)
	3335 K	06.09 -	Doppelachsaggregat / Tandem-axle Assembly Achslast [t] / Axle Load [t]:2x16 1.HA / 1st RA 2.HA / 2nd RA Trommelbremse / Drum Brake Baumuster / Type:374.695	(36) (23) (14) (16) (86) (28)
	3343 K 3344 K 3343 S 4140	01.11 - 01.11 - 01.11 - 01.11 -	 Doppelachsaggregat / Tandem-axle Assembly Achsausführung / Axle Version:2x13t, 2x16t 1.HA / 1st RA 2.HA / 2nd RA Scheibenbremse / Disc Brake Baumuster / Type:958.471-472/478	(36) (19) (14) (16) (83) (28)
	4143 K	01.11 -	 Doppelachsaggregat / Tandem-axle Assembly Achsausführung / Axle Version:2x16t 1.HA / 1st RA 2.HA / 2nd RA Trommelbremse / Drum Brake Baumuster / Type:942.314	(36) (19) (14) (16) (86) (28)



MERCEDES-BENZ

AXOR 3028 - 4144 6x4 09.01 -

 8	<p>Lenker, Radaufhängung / Track Control Arm Dreieckslenker (Nfz) / Wishbone (CV) Länge [mm] / Length [mm]:667 Rohr-Ø [mm] / Pipe Ø [mm]:60 Bohrung-Ø 1 / Bohrung-Ø 2 [mm] / Bore Ø 1 / Bore Ø 2 [mm]:25/23/23 Lochabstand 1/Lochabstand 2 / Hole Pitch 1/ Hole Pitch 2:152/130/130 Molekularlager / Molecular Bearing</p>	<p>(5) (38) (69) (80) (30) (67) (71)</p>	<p>33737 01 948 350 28 05 © 28706 01 © 28705 01</p>	
	<p>3340 K 10.04 -</p>		<p>Doppelachsaggregat / Tandem-axle Assembly (36) Achsausführung / Axle Version:13t / 18t (19) Trommelbremse / Drum Brake (86) 1.HA / 1st RA (14) 2.HA / 2nd RA (16) Radstand [mm] / Wheelbase [mm]:3600 (76) Radstand [mm] / Wheelbase [mm]:3900 (76) für Fzg. mit zul. Gesamtgewicht [t] / for vehicles with permissible total weight [t]:33 (121) Baumuster / Type:942.162-163 (28)</p>	
	<p>3335 B 10.04 - 10.05 3340 B 10.04 - 10.05 3343 B 10.04 -</p>		<p>Doppelachsaggregat / Tandem-axle Assembly (36) Achsausführung / Axle Version:13t / 18t (19) Trommelbremse / Drum Brake (86) 1.HA / 1st RA (14) 2.HA / 2nd RA (16) Radstand [mm] / Wheelbase [mm]:3600 (76) Radstand [mm] / Wheelbase [mm]:3900 (76) für Fzg. mit zul. Gesamtgewicht [t] / for vehicles with permissible total weight [t]:33 (121) Baumuster / Type:943.162-163 (28)</p>	
	<p>4143 K 01.11 -</p>		<p>Doppelachsaggregat / Tandem-axle Assembly (36) Achsausführung / Axle Version:13t / 18t (19) 1.HA / 1st RA (14) 2.HA / 2nd RA (16) Trommelbremse / Drum Brake (86) Baumuster / Type:942.314 (28)</p>	










MERCEDES-BENZ

AXOR 3028 - 4144



6x4

09.01 -

 8	Lenker, Radaufhängung / Track Control Arm Dreieckslenker (Nfz) / Wishbone (CV) Länge [mm] / Length [mm]:622 Rohr-Ø [mm] / Pipe Ø [mm]:46 Bohrung-Ø 1 / Bohrung-Ø 2 [mm] / Bore Ø 1 / Bore Ø 2 [mm]:25/25/25 Lochabstand 1/Lochabstand 2 / Hole Pitch 1/ Hole Pitch 2:152/130/130 Molekularlager / Molecular Bearing	(5) (38) (69) (80) (30) (67) (71)	33738 01 © 30589 01 © 30590 01	948 350 29 05 
	3335 3340 3343	10.04 - 10.04 - 10.04 -	 Doppelachsaggregat / Tandem-axle Assembly Achsausführung / Axle Version:2x13t 1.HA / 1st RA 2.HA / 2nd RA Trommelbremse / Drum Brake Radstand [mm] / Wheelbase [mm]:4500 für Fzg. mit zul. Gesamtgewicht [t] / for vehicles with permissible total weight [t]:33 Baumuster / Type:940.163	(36) (19) (14) (16) (86) (76) (121) (28)
	3340 K	10.04 -	 Doppelachsaggregat / Tandem-axle Assembly Achsausführung / Axle Version:2x13t Trommelbremse / Drum Brake 1.HA / 1st RA 2.HA / 2nd RA Radstand [mm] / Wheelbase [mm]:3600 Radstand [mm] / Wheelbase [mm]:3900 für Fzg. mit zul. Gesamtgewicht [t] / for vehicles with permissible total weight [t]:33 Baumuster / Type:942.162-163	(36) (19) (86) (14) (16) (76) (76) (121) (28)
	3335 B 3340 B 3343 B	10.04 - 10.05 10.04 - 10.05 10.04 -	 Doppelachsaggregat / Tandem-axle Assembly Achsausführung / Axle Version:2x13t Trommelbremse / Drum Brake 1.HA / 1st RA 2.HA / 2nd RA Radstand [mm] / Wheelbase [mm]:3600 Radstand [mm] / Wheelbase [mm]:3900 für Fzg. mit zul. Gesamtgewicht [t] / for vehicles with permissible total weight [t]:33 Baumuster / Type:943.162-163	(36) (19) (86) (14) (16) (76) (76) (121) (28)
	3335 S 3340 S	09.08 - 06.09 -	 Achslast [t] / Axle Load [t]:2x13 1.HA / 1st RA 2.VA / 2nd FA Trommelbremse / Drum Brake Baumuster / Type:944.161	(23) (14) (17) (86) (28)
	4143 K	01.11 -	 Doppelachsaggregat / Tandem-axle Assembly Achsausführung / Axle Version:2x13t Trommelbremse / Drum Brake 1.HA / 1st RA 2.HA / 2nd RA Baumuster / Type:942.314	(36) (19) (86) (14) (16) (28)













MERCEDES-BENZ

AXOR 3028 - 4144		6x4	09.01 -		
Kugelpf, Schaltgestänge Ball Head, gearshift linkage für Fahrzeuge mit Schaltgestänge / for vehicles with gearshift linkage Gewindemaß / Thread Size:M12x1 Innengewinde / Inner Thread mit Rechtsgewinde / with right-hand thread Länge [mm] / Length [mm]:59 Konusmaß [mm] / Cone Size [mm]:10 mit Zubehör / with accessories	(3)			33989 01 000 996 93 45 	
	3335	10.04 -	am Schaltgestänge / at gearshift linkage	(96)	
	3343	10.04 -	Baumuster / Type:940.163	(28)	
	3340	10.04 -	am Schaltgestänge / at gearshift linkage	(96)	
			Baumuster / Type:940.163	(28)	
	3340	10.04 -	△		
			Baumuster / Type:958.471-472/478	(28)	
	3340 K	10.04 -	am Schaltgestänge / at gearshift linkage	(96)	
			Baumuster / Type:942.162-163	(28)	
	3340 K	10.04 -	△		
			Baumuster / Type:958.471-472/478	(28)	
	3335 B	10.04 - 10.05	am Schaltgestänge / at gearshift linkage	(96)	
	3340 B	10.04 - 10.05	Baumuster / Type:943.162-163	(28)	
	3343 B	10.04 -			
	3335 S	09.08 -	am Schaltgestänge / at gearshift linkage	(96)	
		Baumuster / Type:944.161	(28)		
3340 S	06.09 -	am Schaltgestänge / at gearshift linkage	(96)		
		Baumuster / Type:944.161	(28)		
3343 K	01.11 -	am Schaltgestänge / at gearshift linkage	(96)		
3344 K	01.11 -	Baumuster / Type:958.471-472/478	(28)		
3343 S	01.11 -				
4140	01.11 -				
Kugelpf, Schaltgestänge Ball Head, gearshift linkage für Fahrzeuge mit Schaltgestänge / for vehicles with gearshift linkage Gewindemaß / Thread Size:M12x1 Innengewinde / Inner Thread mit Linksgewinde / with left-hand thread Länge [mm] / Length [mm]:59 Konusmaß [mm] / Cone Size [mm]:10 mit Zubehör / with accessories	(3)			33990 01 000 996 94 45 	
	3335	10.04 -	am Schaltgestänge / at gearshift linkage	(96)	
	3343	10.04 -	Baumuster / Type:940.163	(28)	
	3340	10.04 -	am Schaltgestänge / at gearshift linkage	(96)	
			Baumuster / Type:940.163	(28)	
	3340	10.04 -	△		
			Baumuster / Type:958.471-472/478	(28)	
	3340 K	10.04 -	△		
			Baumuster / Type:958.471-472/478	(28)	
	3340 K	10.04 -	am Schaltgestänge / at gearshift linkage	(96)	
			Baumuster / Type:942.162-163	(28)	
	3335 B	10.04 - 10.05	am Schaltgestänge / at gearshift linkage	(96)	
	3340 B	10.04 - 10.05	Baumuster / Type:943.162-163	(28)	
	3343 B	10.04 -			
	3335 S	09.08 -	am Schaltgestänge / at gearshift linkage	(96)	
		Baumuster / Type:944.161	(28)		
3340 S	06.09 -	am Schaltgestänge / at gearshift linkage	(96)		
		Baumuster / Type:944.161	(28)		
3343 K	01.11 -	am Schaltgestänge / at gearshift linkage	(96)		
3344 K	01.11 -	Baumuster / Type:958.471-472/478	(28)		
3343 S	01.11 -				
4140	01.11 -				

MERCEDES-BENZ

AXOR 3028 - 4144 8x2/4 09.01 -

 1	Lenkstange / Centre Rod Assembly Schubstange / Push Rod einseitig verstellbar / Adjustable on one side Länge [mm] / Length [mm]:895 Konusmaß [mm] / Cone Size [mm]:28,6 Rohr-Ø [mm] / Pipe Ø [mm]:36 mit Zubehör / with accessories mit Sicherungsmutter / with lock nut	(6) (85) (101) (69) (58) (80) (140) (138)	25721 01 002 460 46 05  23077 01
	3228 C 01.02 - 10.04	Lenkstockhebel zur 1. VA / Pitman Arm to 1st FA Trommelbremse / Drum Brake Baumuster / Type:375.381	(66) (86) (28)
 1	Lenkstange / Centre Rod Assembly Schubstange / Push Rod einseitig verstellbar / Adjustable on one side Länge [mm] / Length [mm]:905 Konusmaß [mm] / Cone Size [mm]:28,6 Rohr-Ø [mm] / Pipe Ø [mm]:42 mit Zubehör / with accessories	(6) (85) (101) (69) (58) (80) (140)	34003 01 375 460 11 05  27623 01
	3235 10.04 - 3240 03.05 - 3243 10.04 -	Lenkstockhebel zur 1. VA / Pitman Arm to 1st FA Baumuster / Type:940.365 Trommelbremse / Drum Brake für Fahrzeuge mit Blattfederung / for leaf-spring suspension vehicles Gerade Vorderachse / Straight front axle	(66) (28) (86) (105) (48)
	3228 C 01.02 - 10.04	Lenkstockhebel zur 1. VA / Pitman Arm to 1st FA Trommelbremse / Drum Brake Baumuster / Type:375.381 Gerade Vorderachse / Straight front axle	(66) (86) (28) (48)
 6	Spurstange / Rod Assembly Führungsstange / Guide Rod einseitig verstellbar / Adjustable on one side Länge [mm] / Length [mm]:1735 Konusmaß [mm] / Cone Size [mm]:32 Rohr-Ø [mm] / Pipe Ø [mm]:52 mit Zubehör / with accessories mit Kronenmutter / with crown nut	(9) (46) (101) (69) (58) (80) (140) (134)	37332 01 942 330 00 03  30737 01 37235 01
	3235 10.04 - 3240 03.05 - 3243 10.04 -	Achsausführung / Axle Version:739.510 Achslast [t] / Axle Load [t]:7,5 Baumuster / Type:940.365	(19) (23) (28)
 10	Lenker, Radaufhängung / Track Control Arm Längslenker / Trailing Arm nicht verstellbar / not adjustable Länge [mm] / Length [mm]:565 Rohr-Ø [mm] / Pipe Ø [mm]:52 Bohrung-Ø 1 / Bohrung-Ø 2 [mm] / Bore Ø 1 / Bore Ø 2 [mm]:21/21 Lochabstand 1/Lochabstand 2 / Hole Pitch 1/ Hole Pitch 2:152/152 Molekularlager / Molecular Bearing	(5) (70) (146) (69) (80) (30) (67) (71)	29461 01 948 350 24 05  25158 01
	3228 C 01.02 - 10.04	 Doppelachsaggregat / Tandem-axle Assembly 1.HA / 1st RA 2.HA / 2nd RA Baumuster / Type:375.381	(36) (14) (16) (28)
	Kugelkopf, Schaltgestänge Ball Head, gearshift linkage für Fahrzeuge mit Schaltgestänge / for vehicles with gearshift linkage Gewindemaß / Thread Size:M12x1 Innengewinde / Inner Thread mit Rechtsgewinde / with right-hand thread Länge [mm] / Length [mm]:59 Konusmaß [mm] / Cone Size [mm]:10 mit Zubehör / with accessories	(3) (111) (49) (54) (137) (69) (58) (140)	33989 01 000 996 93 45 
	3235 10.04 - 3240 03.05 - 3243 10.04 -	am Schaltgestänge / at gearshift linkage Baumuster / Type:940.365	(96) (28)


Pos










Ref.



MERCEDES-BENZ

AXOR 3028 - 4144		8x2/4	09.01 -		
	Kugelkopf, Schaltgestänge Ball Head, gearshift linkage für Fahrzeuge mit Schaltgestänge / for vehicles with gearshift linkage Gewindemaß / Thread Size:M12x1 Innengewinde / Inner Thread mit Linksgewinde / with left-hand thread Länge [mm] / Length [mm]:59 Konusmaß [mm] / Cone Size [mm]:10 mit Zubehör / with accessories	(3) (111) (49) (54) (135) (69) (58) (140)		33990 01 000 996 94 45	
	3235	10.04 -		am Schaltgestänge / at gearshift linkage	(96)
	3240	03.05 -		Baumuster / Type:940.365	(28)
	3243	10.04 -			

AXOR 3028 - 4144		8x4	09.01 -		
 1	Lenkstange / Centre Rod Assembly Schubstange / Push Rod einseitig verstellbar / Adjustable on one side Länge [mm] / Length [mm]:895 Konusmaß [mm] / Cone Size [mm]:28,6 Rohr-Ø [mm] / Pipe Ø [mm]:36 mit Zubehör / with accessories mit Sicherungsmutter / with lock nut	(6) (85) (101) (69) (58) (80) (140) (138)		25721 01 002 460 46 05 ▲ 23077 01	
	3228	01.11 -		Lenkstockhebel zur 1. VA / Pitman Arm to 1st FA Trommelbremse / Drum Brake Baumuster / Type:375.381	(66) (86) (28)
 1	Lenkstange / Centre Rod Assembly Schubstange / Push Rod einseitig verstellbar / Adjustable on one side Länge [mm] / Length [mm]:905 Konusmaß [mm] / Cone Size [mm]:28,6 Rohr-Ø [mm] / Pipe Ø [mm]:42 mit Zubehör / with accessories	(6) (85) (101) (69) (58) (80) (140)		34003 01 375 460 11 05 ▲ 27623 01	
	3228	01.11 -		Lenkstockhebel zur 1. VA / Pitman Arm to 1st FA Trommelbremse / Drum Brake Baumuster / Type:375.381 Gerade Vorderachse / Straight front axle	(66) (86) (28) (48)
 10	Lenker, Radaufhängung / Track Control Arm Längslenker / Trailing Arm nicht verstellbar / not adjustable Länge [mm] / Length [mm]:565 Rohr-Ø [mm] / Pipe Ø [mm]:52 Bohrung-Ø 1 / Bohrung-Ø 2 [mm] / Bore Ø 1 / Bore Ø 2 [mm]:21/21 Lochabstand 1/Lochabstand 2 / Hole Pitch 1/ Hole Pitch 2:152/152 Molekularlager / Molecular Bearing	(5) (70) (146) (69) (80) (30) (67) (71)		29461 01 948 350 24 05 ® 25158 01	
	3228	01.11 -		 Doppelachsaggregat / Tandem-axle Assembly 1.HA / 1st RA 2.HA / 2nd RA Baumuster / Type:375.381	(36) (14) (16) (28)














MERCEDES-BENZ

AXOR 3028 - 4144

8x4/4

09.01 -

 1	Lenkstange / Centre Rod Assembly Schubstange / Push Rod einseitig verstellbar / Adjustable on one side Länge [mm] / Length [mm]:916 Konusmaß [mm] / Cone Size [mm]:28,6 Rohr-Ø [mm] / Pipe Ø [mm]:36 mit Zubehör / with accessories mit Sicherungsmutter / with lock nut	(6) (85) (101) (69) (58) (80) (140) (138)	36723 01 003 460 51 05  23077 01
	3535 K 06.09 -	Lenkstockhebel zur 1. VA / Pitman Arm to 1st FA Trommelbremse / Drum Brake Achsausführung / Axle Version:VL 4/55D-7,5 Achslast [t] / Axle Load [t]:7,5 Baumuster / Type:374.695	(66) (86) (19) (23) (28)
 2	Lenkstange / Centre Rod Assembly Schubstange / Push Rod einseitig verstellbar / Adjustable on one side Länge [mm] / Length [mm]:716 Konusmaß [mm] / Cone Size [mm]:32 Rohr-Ø [mm] / Pipe Ø [mm]:38 mit Zubehör / with accessories	(6) (85) (101) (69) (58) (80) (140)	25499 01 002 460 88 05  11394 04
	4135 K 06.09 - 4140 K 06.09 - 4143 K 06.09 -	 Zwischenhebel zur Vorderachse 2 / Control arm to front axle 2 Trommelbremse / Drum Brake Baumuster / Type:942.314-315/317	(92) (86) (28)
 2	Lenkstange / Centre Rod Assembly Schubstange / Push Rod beidseitig verstellbar / Adjustable on both sides Länge [mm] / Length [mm]:733 Konusmaß [mm] / Cone Size [mm]:32 Rohr-Ø [mm] / Pipe Ø [mm]:36 mit Zubehör / with accessories	(6) (85) (100) (69) (58) (80) (140)	29799 01 001 460 15 05  11394 04 12280 04
	3236 K 10.04 - 3240 K 10.04 - 3243 K 10.04 -	 Zwischenhebel zur Vorderachse 2 / Control arm to front axle 2 Radstand [mm] / Wheelbase [mm]:4200 Radstand [mm] / Wheelbase [mm]:4500 Radstand [mm] / Wheelbase [mm]:5100 für Fzg. mit zul. Gesamtgewicht [t] / for vehicles with permissible total weight [t]:32 Baumuster / Type:942.304-305/307	(92) (76) (76) (76) (121) (28)
	3236 B 10.04 - 3240 B 10.04 - 3243 B 10.04 -	 Zwischenhebel zur Vorderachse 2 / Control arm to front axle 2 Radstand [mm] / Wheelbase [mm]:4200 Radstand [mm] / Wheelbase [mm]:4500 für Fzg. mit zul. Gesamtgewicht [t] / for vehicles with permissible total weight [t]:32 Baumuster / Type:943.304-305	(92) (76) (76) (121) (28)
	4135 B 10.05 - 4140 B 01.11 - 4143 B 01.11 -	 Zwischenhebel zur Vorderachse 2 / Control arm to front axle 2 Scheibenbremse / Disc Brake Baumuster / Type:943.314/317	(92) (83) (28)
	4135 K 06.09 - 4140 K 06.09 - 4143 K 06.09 -	 Zwischenhebel zur Vorderachse 2 / Control arm to front axle 2 Scheibenbremse / Disc Brake Baumuster / Type:942.314-315/317	(92) (83) (28)








MERCEDES-BENZ

AXOR 3028 - 4144

8x4/4

09.01 -

 <div style="border: 1px solid black; padding: 2px; display: inline-block;">3</div>	Lenkstange / Centre Rod Assembly Schubstange / Push Rod nicht verstellbar / not adjustable Länge [mm] / Length [mm]:1095 Konusmaß [mm] / Cone Size [mm]:32 Rohr-Ø [mm] / Pipe Ø [mm]:42 mit Zubehör / with accessories		(6) (85) (146) (69) (58) (80) (140)	25249 01 001 460 13 05 
	3236 K 3240 K 3243 K	10.04 - 10.04 - 10.04 -	 am Zwischenhebel / at the intermediate lever (97) Zwischenhebel 1 zum Zwischenlager 2 / Control arm 1 to intermediate bearing 2 (89) Scheibenbremse / Disc Brake (83) Radstand [mm] / Wheelbase [mm]:4200 (76) Radstand [mm] / Wheelbase [mm]:4500 (76) Radstand [mm] / Wheelbase [mm]:5100 (76) für Fzg. mit zul. Gesamtgewicht [t] / for vehicles with permissible total weight [t]:32 (121) Baumuster / Type:942.304-305/307 (28)	
	3236 B 3240 B 3243 B	10.04 - 10.04 - 10.04 -	 am Zwischenhebel / at the intermediate lever (97) Zwischenhebel 1 zum Zwischenlager 2 / Control arm 1 to intermediate bearing 2 (89) Scheibenbremse / Disc Brake (83) Radstand [mm] / Wheelbase [mm]:4200 (76) Radstand [mm] / Wheelbase [mm]:4500 (76) für Fzg. mit zul. Gesamtgewicht [t] / for vehicles with permissible total weight [t]:32 (121) Baumuster / Type:943.304-305 (28)	
	4135 B 4140 B 4143 B	10.05 - 01.11 - 01.11 -	am Zwischenhebel / at the intermediate lever (97) Zwischenhebel 1 zum Zwischenlager 2 / Control arm 1 to intermediate bearing 2 (89) Baumuster / Type:943.314/317 (28)	
	4135 K 4140 K 4143 K	06.09 - 06.09 - 06.09 -	am Zwischenhebel / at the intermediate lever (97) Zwischenhebel 1 zum Zwischenlager 2 / Control arm 1 to intermediate bearing 2 (89) Baumuster / Type:942.314-315/317 (28)	
	4135 K 4140 K 4143 K	06.09 - 06.09 - 06.09 -	 am Zwischenhebel / at the intermediate lever (97) Zwischenhebel 1 zum Zwischenlager 2 / Control arm 1 to intermediate bearing 2 (89) Scheibenbremse / Disc Brake (83) Baumuster / Type:942.314-315/317 (28)	






MERCEDES-BENZ

AXOR 3028 - 4144


8x4/4

09.01 -

4	Spurstangenkopf / Tie Rod End am Lenkzylinder / at steering cylinder Länge [mm] / Length [mm]:75 Konusmaß [mm] / Cone Size [mm]:32 Gewindemaß / Thread Size:M26x1,5 mit Rechtsgewinde / with right-hand thread mit Innengewinde / with internal thread mit Zubehör / with accessories	(10) (95) (69) (58) (49) (137) (133) (140)	23397 01 002 460 06 48 
	3236 K 10.04 - 3240 K 10.04 - 3243 K 10.04 -		am Lenkzylinder / at steering cylinder (95) Baumuster / Type:943.304-305/307/314-315/317 (28) Radstand [mm] / Wheelbase [mm]:4200 (76) Radstand [mm] / Wheelbase [mm]:4500 (76) Radstand [mm] / Wheelbase [mm]:5100 (76) für Fzg. mit zul. Gesamtgewicht [t] / for vehicles with permissible total weight [t]:32 (121) für Fzg. mit zul. Gesamtgewicht [t] / for vehicles with permissible total weight [t]:41 (121)
	3236 B 10.04 - 3240 B 10.04 - 3243 B 10.04 -		am Lenkzylinder / at steering cylinder (95) Baumuster / Type:943.304-305/314/317 (28) Radstand [mm] / Wheelbase [mm]:4200 (76) Radstand [mm] / Wheelbase [mm]:4500 (76) Radstand [mm] / Wheelbase [mm]:5100 (76) für Fzg. mit zul. Gesamtgewicht [t] / for vehicles with permissible total weight [t]:32 (121) für Fzg. mit zul. Gesamtgewicht [t] / for vehicles with permissible total weight [t]:41 (121)
	4135 B 10.05 - 4140 B 01.11 - 4143 B 01.11 -		am Lenkzylinder / at steering cylinder (95) Baumuster / Type:943.314/317 (28)
	4135 K 06.09 - 4140 K 06.09 - 4143 K 06.09 -		am Lenkzylinder / at steering cylinder (95) Baumuster / Type:942.315/314/317 (28)
6	Spurstange / Rod Assembly Führungsstange / Guide Rod beidseitig verstellbar / Adjustable on both sides Länge [mm] / Length [mm]:1625 Konusmaß [mm] / Cone Size [mm]:32 Rohr-Ø [mm] / Pipe Ø [mm]:52 mit Zubehör / with accessories	(9) (46) (100) (69) (58) (80) (140)	23992 01 949 330 02 03  11394 04 12280 04
	3240 K 10.04 - 3243 K 10.04 -		Achsausführung / Axle Version:739531 (19) für Fzg. mit zul. Gesamtgewicht [t] / for vehicles with permissible total weight [t]:32 (121) Baumuster / Type:942.304-305/307 (28)
	3236 B 10.04 - 3240 B 10.04 - 3243 B 10.04 -		Achsausführung / Axle Version:739531 (19) für Fzg. mit zul. Gesamtgewicht [t] / for vehicles with permissible total weight [t]:32 (121) Baumuster / Type:943.304-305 (28)
	4135 B 10.05 - 4140 B 01.11 - 4143 B 01.11 -		Achsausführung / Axle Version:739.411/531/542 (19) Achslast [t] / Axle Load [t]:7,5 (23) Achslast [t] / Axle Load [t]:9,0 (23) Baumuster / Type:943.314/317 (28)
	4135 K 06.09 - 4140 K 06.09 - 4143 K 06.09 -		Achsausführung / Axle Version:739.411/542/531 (19) Achslast [t] / Axle Load [t]:7,5 (23) Achslast [t] / Axle Load [t]:9,0 (23) Baumuster / Type:942.314-315/317 (28)
	4144 01.11 -		Achsausführung / Axle Version:739.411 (19) Baumuster / Type:958.471-472/478 (28)
6	Spurstange / Rod Assembly Führungsstange / Guide Rod beidseitig verstellbar / Adjustable on both sides Länge [mm] / Length [mm]:1596 Konusmaß [mm] / Cone Size [mm]:32 Rohr-Ø [mm] / Pipe Ø [mm]:50 mit Zubehör / with accessories	(9) (46) (100) (69) (58) (80) (140)	23994 01 949 330 17 03  11394 04 12280 04
	4135 B 10.05 - 4140 B 01.11 - 4143 B 01.11 -		Achsausführung / Axle Version:739.542 (19) Achslast [t] / Axle Load [t]:7,5 (23) Baumuster / Type:943.314/317 (28)
	4135 K 06.09 - 4140 K 06.09 - 4143 K 06.09 -		Achsausführung / Axle Version:739.542 (19) Achslast [t] / Axle Load [t]:7,5 (23) Baumuster / Type:942.314-315/317 (28)



MERCEDES-BENZ

AXOR 3028 - 4144		8x4/4	09.01 -	
6 Spurstange / Rod Assembly Führungsstange / Guide Rod beidseitig verstellbar / Adjustable on both sides Länge [mm] / Length [mm]:1532 Konusmaß [mm] / Cone Size [mm]:32 Rohr-Ø [mm] / Pipe Ø [mm]:50 mit Zubehör / with accessories	(9)		23995 01 949 330 18 03	
	(46)		▲ 11394 04	
	(100)		▲ 12280 04	
	(69)			
	(58)			
	(80)			
	(140)			
4135 B	10.05 -	Achsausführung / Axle Version:739.410-411	(19)	
4140 B	01.11 -	Achslast [t] / Axle Load [t]:9,0	(23)	
4143 B	01.11 -	Baumuster / Type:943.314/317	(28)	
4135 K	06.09 -	Achsausführung / Axle Version:739.410-411	(19)	
4140 K	06.09 -	Achslast [t] / Axle Load [t]:9,0	(23)	
4143 K	06.09 -	Baumuster / Type:942.314-315/317	(28)	
4144	01.11 -	Achsausführung / Axle Version:739.411	(19)	
		Baumuster / Type:958.471-472/478	(28)	
6 Spurstange / Rod Assembly Führungsstange / Guide Rod einseitig verstellbar / Adjustable on one side Länge [mm] / Length [mm]:1700 Konusmaß [mm] / Cone Size [mm]:32 Rohr-Ø [mm] / Pipe Ø [mm]:52 mit Zubehör / with accessories mit Kronenmutter / with crown nut	(9)		37330 01 949 330 04 03	
	(46)		▲ 30737 01	
	(101)		37235 01	
	(69)			
	(58)			
	(80)			
	(140)			
(134)				
3236 K	10.04 -	Achsausführung / Axle Version:739530	(19)	
3240 K	10.04 -	für Fzg. mit zul. Gesamtgewicht [t] / for vehicles with permissible total weight [t]:32	(121)	
3243 K	10.04 -	Baumuster / Type:942.304-305/307	(28)	
3236 B	10.04 -	Achsausführung / Axle Version:739530	(19)	
3240 B	10.04 -	für Fzg. mit zul. Gesamtgewicht [t] / for vehicles with permissible total weight [t]:32	(121)	
3243 B	10.04 -	Baumuster / Type:943.304-305	(28)	
4135 B	10.05 -	Achsausführung / Axle Version:739.530	(19)	
4140 B	01.11 -	Achslast [t] / Axle Load [t]:7,5	(23)	
4143 B	01.11 -	Baumuster / Type:943.314/317	(28)	
4135 K	06.09 -	Achsausführung / Axle Version:739.530	(19)	
4140 K	06.09 -	Achslast [t] / Axle Load [t]:7,5	(23)	
4143 K	06.09 -	Baumuster / Type:942.314-315/317	(28)	
6 Spurstange / Rod Assembly Führungsstange / Guide Rod einseitig verstellbar / Adjustable on one side Länge [mm] / Length [mm]:1687 Konusmaß [mm] / Cone Size [mm]:32 Rohr-Ø [mm] / Pipe Ø [mm]:52 mit Zubehör / with accessories mit Kronenmutter / with crown nut	(9)		37331 01 949 330 16 03	
	(46)		▲ 30737 01	
	(101)		37235 01	
	(69)			
	(58)			
	(80)			
	(140)			
(134)				
3535 K	06.09 -	Achslast [t] / Axle Load [t]:7,5	(23)	
		Achsausführung / Axle Version:739.541, 6x4	(19)	
		Baumuster / Type:374.695	(28)	
4135 B	10.05 -	Achsausführung / Axle Version:739.541	(19)	
4140 B	01.11 -	Achslast [t] / Axle Load [t]:7,5	(23)	
4143 B	01.11 -	Baumuster / Type:943.314/317	(28)	
4135 K	06.09 -	Achsausführung / Axle Version:739.541	(19)	
4140 K	06.09 -	Achslast [t] / Axle Load [t]:7,5	(23)	
4143 K	06.09 -	Baumuster / Type:942.314-315/317	(28)	
4144	01.11 -	 Achsausführung / Axle Version:739.391	(19)	
		1.VA / 1st FA	(15)	
		Baumuster / Type:958.471-472/478	(28)	





MERCEDES-BENZ

AXOR 3028 - 4144

8x4/4










09.01 -

				30765 01	000 322 06 23
16	Stange/Strebe, Stabilisator / Rod/Strut, stabiliser Koppelstange / Coupling Rod Länge [mm] / Length [mm]:1815 Rohr-Ø [mm] / Pipe Ø [mm]:58 nicht verstellbar / not adjustable ohne Zubehör / without accessories	(11) (60) (69) (80) (146) (149)			
	3236 K 3240 K 3243 K	10.04 - 10.04 - 10.04 -		Druckstange / Pressure Rod Baumuster / Type:942.304-305/307	(39) (28)
	3236 B 3240 B 3243 B	10.04 - 10.04 - 10.04 -		Druckstange / Pressure Rod Baumuster / Type:943.304-305	(39) (28)
	4135 B 4140 B 4143 B	10.05 - 01.11 - 01.11 -		Druckstange / Pressure Rod nicht für / not for:Code ZD7 Baumuster / Type:943.314/317	(39) (141) (28)
	4135 B 4140 B 4143 B	10.05 - 01.11 - 01.11 -		Druckstange / Pressure Rod für / for:Code ZD7 Baumuster / Type:943.314/317	(39) (102) (28)
	4135 K 4140 K 4143 K	06.09 - 06.09 - 06.09 -		Druckstange / Pressure Rod nicht für / not for:Code ZD7 Baumuster / Type:942.314-315/317	(39) (141) (28)
	4135 K 4140 K 4143 K	06.09 - 06.09 - 06.09 -		Druckstange / Pressure Rod für / for:Code ZD7 Baumuster / Type:942.314-315/317	(39) (102) (28)
	10	Lenker, Radaufhängung / Track Control Arm Längslenker / Trailing Arm nicht verstellbar / not adjustable Länge [mm] / Length [mm]:615 Rohr-Ø [mm] / Pipe Ø [mm]:52 Bohrung-Ø 1 / Bohrung-Ø 2 [mm] / Bore Ø 1 / Bore Ø 2 [mm]:21/21 Lochabstand 1/Lochabstand 2 / Hole Pitch 1/ Hole Pitch 2:152/152 Molekularlager / Molecular Bearing	(5) (70) (146) (69) (80) (30) (67) (71)		22989 01 948 350 25 05 ® 25158 01 
4135 B 4140 B 4143 B		10.05 - 01.11 - 01.11 -		Doppelachsaggregat / Tandem-axle Assembly 1.HA / 1st RA 2.HA / 2nd RA Achsabstand [mm] / Centre Distance [mm]:1450 Baumuster / Type:943.314/317	(36) (14) (16) (18) (28)
4135 K 4140 K 4143 K		06.09 - 06.09 - 06.09 -		Doppelachsaggregat / Tandem-axle Assembly 1.HA / 1st RA 2.HA / 2nd RA Achsabstand [mm] / Centre Distance [mm]:1450 Baumuster / Type:942.314-315/317	(36) (14) (16) (18) (28)



MERCEDES-BENZ

AXOR 3028 - 4144 8x4/4 09.01 -

 10	Lenker, Radaufhängung / Track Control Arm Längslenker / Trailing Arm nicht verstellbar / not adjustable Länge [mm] / Length [mm]:565 Rohr-Ø [mm] / Pipe Ø [mm]:52 Bohrung-Ø 1 / Bohrung-Ø 2 [mm] / Bore Ø 1 / Bore Ø 2 [mm]:21/21 Lochabstand 1/Lochabstand 2 / Hole Pitch 1/ Hole Pitch 2:152/152 Molekularlager / Molecular Bearing	(5) (70) (146) (69) (80) (30) (67) (71)	29461 01 948 350 24 05 © 25158 01 
	3236 K 10.04 - 3240 K 10.04 - 3243 K 10.04 -	 Doppelachsaggregat / Tandem-axle Assembly (36) 1.HA / 1st RA (14) 2.HA / 2nd RA (16) Radstand [mm] / Wheelbase [mm]:4200 (76) Radstand [mm] / Wheelbase [mm]:4500 (76) Radstand [mm] / Wheelbase [mm]:4800 (76) Radstand [mm] / Wheelbase [mm]:5100 (76) für Fzg. mit zul. Gesamtgewicht [t] / for vehicles with permissible total weight [t]:32 (121) Baumuster / Type:942.304-305/307 (28)	
	3236 B 10.04 - 3240 B 10.04 - 3243 B 10.04 -	 Doppelachsaggregat / Tandem-axle Assembly (36) 1.HA / 1st RA (14) 2.HA / 2nd RA (16) Radstand [mm] / Wheelbase [mm]:4200 (76) Radstand [mm] / Wheelbase [mm]:4500 (76) für Fzg. mit zul. Gesamtgewicht [t] / for vehicles with permissible total weight [t]:32 (121) Baumuster / Type:943.304-305 (28)	
	3535 K 06.09 -	 Doppelachsaggregat / Tandem-axle Assembly (36) 1.HA / 1st RA (14) 2.HA / 2nd RA (16) Achsausführung / Axle Version:6x4 (19) Achslast [t] / Axle Load [t]:2x16 (23) Baumuster / Type:374.695 (28)	
	4135 B 10.05 - 4140 B 01.11 - 4143 B 01.11 -	 Doppelachsaggregat / Tandem-axle Assembly (36) 1.HA / 1st RA (14) 2.HA / 2nd RA (16) Baumuster / Type:943.314 (28)	
	4135 K 06.09 - 4140 K 06.09 - 4143 K 06.09 -	 Doppelachsaggregat / Tandem-axle Assembly (36) 1.HA / 1st RA (14) 2.HA / 2nd RA (16) Baumuster / Type:942.314-315/317 (28)	
	4144 01.11 -	 Doppelachsaggregat / Tandem-axle Assembly (36) 1.HA / 1st RA (14) 2.HA / 2nd RA (16) Baumuster / Type:958.471-472/478 (28)	
	 8	Lenker, Radaufhängung / Track Control Arm Dreieckslenker (Nfz) / Wishbone (CV) Länge [mm] / Length [mm]:565 Bohrung-Ø 1 / Bohrung-Ø 2 [mm] / Bore Ø 1 / Bore Ø 2 [mm]:25/25/25 Lochabstand 1/Lochabstand 2 / Hole Pitch 1/ Hole Pitch 2:130/130/152 Molekularlager / Molecular Bearing	(5) (38) (69) (30) (67) (71)
4144 01.11 -		1.HA / 1st RA (14) 2.HA / 2nd RA (16) für Fzg. mit zul. Gesamtgewicht [t] / for vehicles with permissible total weight [t]:32 (121) Baumuster / Type:958.478 (28)	









MERCEDES-BENZ

AXOR 3028 - 4144

8x4/4

09.01 -

8	Lenker, Radaufhängung / Track Control Arm	(5)	23069 02	948 350 30 05
	Dreieckslenker (Nfz) / Wishbone (CV)	(38)	Ⓢ 30590 01	
	Länge [mm] / Length [mm]:622	(69)	Ⓢ 30589 01	
	Lochabstand 1/Lochabstand 2 / Hole Pitch 1/ Hole Pitch 2:152/130/130	(67)		
	Bohrung-Ø 1 / Bohrung-Ø 2 [mm] / Bore Ø 1 / Bore Ø 2 [mm]:25/25/25	(30)		
	Rohr-Ø [mm] / Pipe Ø [mm]:46	(80)		
	Molekularlager / Molecular Bearing	(71)		
	3240 K 10.04 - 3243 K 10.04 -			
				
			Doppelachsaggregat / Tandem-axle Assembly (36)	
			Achsausführung / Axle Version:2x10t, 2x13t (19)	
			1.HA / 1st RA (14)	
			2.HA / 2nd RA (16)	
			Scheibenbremse / Disc Brake (83)	
			Radstand [mm] / Wheelbase [mm]:4200 (76)	
			Radstand [mm] / Wheelbase [mm]:4500 (76)	
			Radstand [mm] / Wheelbase [mm]:5100 (76)	
			für Fzg. mit zul. Gesamtgewicht [t] / for vehicles with permissible total weight [t]:32 (121)	
			Baumuster / Type:942.304-305/307 (28)	
	3236 B 10.04 - 3240 B 10.04 - 3243 B 10.04 -			
			Doppelachsaggregat / Tandem-axle Assembly (36)	
			Achsausführung / Axle Version:2x10t, 2x13t (19)	
			1.HA / 1st RA (14)	
			2.HA / 2nd RA (16)	
			Scheibenbremse / Disc Brake (83)	
			Radstand [mm] / Wheelbase [mm]:4500 (76)	
			für Fzg. mit zul. Gesamtgewicht [t] / for vehicles with permissible total weight [t]:32 (121)	
			Baumuster / Type:943.304-305 (28)	
	4135 B 10.05 - 4140 B 01.11 - 4143 B 01.11 -			
			Doppelachsaggregat / Tandem-axle Assembly (36)	
			Achsausführung / Axle Version:2x13t (19)	
			1.HA / 1st RA (14)	
			2.HA / 2nd RA (16)	
			Baumuster / Type:943.314 (28)	
	4135 B 10.05 - 4140 B 01.11 - 4143 B 01.11 -			
			Doppelachsaggregat / Tandem-axle Assembly (36)	
			Achsausführung / Axle Version:2x13t (19)	
			1.HA / 1st RA (14)	
			2.HA / 2nd RA (16)	
			Scheibenbremse / Disc Brake (83)	
			Baumuster / Type:943.314/317 (28)	
	4135 K 06.09 - 4140 K 06.09 - 4143 K 06.09 -			
			Doppelachsaggregat / Tandem-axle Assembly (36)	
			Achsausführung / Axle Version:2x10t, 2x13t (19)	
			1.HA / 1st RA (14)	
			2.HA / 2nd RA (16)	
			Scheibenbremse / Disc Brake (83)	
			Baumuster / Type:942.314-315/317 (28)	

MERCEDES-BENZ

AXOR 3028 - 4144 8x4/4 09.01 -

8	Lenker, Radaufhängung / Track Control Arm		(5)	25314 01 948 350 23 05
	Dreieckslenker (Nfz) / Wishbone (CV)		(38)	
	Länge [mm] / Length [mm]:667		(69)	
	Lochabstand 1/Lochabstand 2 / Hole Pitch 1/ Hole Pitch 2:152/130/130		(67)	
Bohrung-Ø 1 / Bohrung-Ø 2 [mm] / Bore Ø 1 / Bore Ø 2 [mm]:25/23/23		(30)		
Rohr-Ø [mm] / Pipe Ø [mm]:60		(80)		
Molekularlager / Molecular Bearing		(71)		
4135 B 4140 B 4143 B	10.05 - 01.11 - 01.11 -		Doppelachsaggregat / Tandem-axle Assembly (36) Achsausführung / Axle Version:2x18t (19) 1.HA / 1st RA (14) 2.HA / 2nd RA (16) Scheibenbremse / Disc Brake (83) Baumuster / Type:943.314/317 (28)	
4135 B 4140 B 4143 B	10.05 - 01.11 - 01.11 -		Doppelachsaggregat / Tandem-axle Assembly (36) Achsausführung / Axle Version:2x18t (19) 1.HA / 1st RA (14) 2.HA / 2nd RA (16) Baumuster / Type:943.314 (28)	
4135 K 4140 K 4143 K	06.09 - 06.09 - 06.09 -		Doppelachsaggregat / Tandem-axle Assembly (36) Achsausführung / Axle Version:2x18t (19) 1.HA / 1st RA (14) 2.HA / 2nd RA (16) Scheibenbremse / Disc Brake (83) Baumuster / Type:942.314/317/315 (28)	
8	Lenker, Radaufhängung / Track Control Arm		(5)	26031 01 948 350 22 05
	Dreieckslenker (Nfz) / Wishbone (CV)		(38)	
	Länge [mm] / Length [mm]:621,5		(69)	
	Rohr-Ø [mm] / Pipe Ø [mm]:60		(80)	
Bohrung-Ø 1 / Bohrung-Ø 2 [mm] / Bore Ø 1 / Bore Ø 2 [mm]:25/23/23		(30)		
Lochabstand 1/Lochabstand 2 / Hole Pitch 1/ Hole Pitch 2:152/130/130		(67)		
Molekularlager / Molecular Bearing		(71)		
3535 K	06.09 -		Doppelachsaggregat / Tandem-axle Assembly (36) Achslast [t] / Axle Load [t]:2x16 (23) 1.HA / 1st RA (14) 2.HA / 2nd RA (16) Scheibenbremse / Disc Brake (83) Achsausführung / Axle Version:6x4 (19) Baumuster / Type:374.695 (28)	
4135 B 4140 B 4143 B	10.05 - 01.11 - 01.11 -		Doppelachsaggregat / Tandem-axle Assembly (36) Achsausführung / Axle Version:2x16t (19) 1.HA / 1st RA (14) 2.HA / 2nd RA (16) Scheibenbremse / Disc Brake (83) Baumuster / Type:943.314 (28)	
4135 K 4140 K 4143 K	06.09 - 06.09 - 06.09 -		Doppelachsaggregat / Tandem-axle Assembly (36) Achsausführung / Axle Version:2x16t (19) 1.HA / 1st RA (14) 2.HA / 2nd RA (16) Scheibenbremse / Disc Brake (83) Baumuster / Type:942.314/317/315 (28)	












MERCEDES-BENZ

AXOR 3028 - 4144

8x4/4









09.01 -

 8	Lenker, Radaufhängung / Track Control Arm Dreieckslenker (Nfz) / Wishbone (CV) Länge [mm] / Length [mm]:621,5 Rohr-Ø [mm] / Pipe Ø [mm]:60 Bohrung-Ø 1 / Bohrung-Ø 2 [mm] / Bore Ø 1 / Bore Ø 2 [mm]:25/23/23 Lochabstand 1/Lochabstand 2 / Hole Pitch 1/ Hole Pitch 2:152/130/130 Molekularlager / Molecular Bearing	(5) (38) (69) (80) (30) (67) (71)	33736 01 948 350 27 05 © 28706 01 © 28705 01	
	3535 K	06.09 -	Doppelachsaggregat / Tandem-axle Assembly Achslast [t] / Axle Load [t]:2x16 1.HA / 1st RA 2.HA / 2nd RA Trommelbremse / Drum Brake Achsausführung / Axle Version:6x4 Baumuster / Type:374.695	(36) (23) (14) (16) (86) (19) (28)
	4135 B 4140 B 4143 B	10.05 - 01.11 - 01.11 -	 Doppelachsaggregat / Tandem-axle Assembly Achsausführung / Axle Version:2x16t 1.HA / 1st RA 2.HA / 2nd RA Trommelbremse / Drum Brake Baumuster / Type:943.314	(36) (19) (14) (16) (86) (28)
	4135 K 4140 K 4143 K	06.09 - 06.09 - 06.09 -	 Doppelachsaggregat / Tandem-axle Assembly Achsausführung / Axle Version:2x16t 1.HA / 1st RA 2.HA / 2nd RA Trommelbremse / Drum Brake Baumuster / Type:942.314/317/315	(36) (19) (14) (16) (86) (28)
	4144	01.11 -	 Doppelachsaggregat / Tandem-axle Assembly Achsausführung / Axle Version:2x13t, 2x16t 1.HA / 1st RA 2.HA / 2nd RA Scheibenbremse / Disc Brake Baumuster / Type:958.471-472/478	(36) (19) (14) (16) (83) (28)
 8	Lenker, Radaufhängung / Track Control Arm Dreieckslenker (Nfz) / Wishbone (CV) Länge [mm] / Length [mm]:667 Rohr-Ø [mm] / Pipe Ø [mm]:60 Bohrung-Ø 1 / Bohrung-Ø 2 [mm] / Bore Ø 1 / Bore Ø 2 [mm]:25/23/23 Lochabstand 1/Lochabstand 2 / Hole Pitch 1/ Hole Pitch 2:152/130/130 Molekularlager / Molecular Bearing	(5) (38) (69) (80) (30) (67) (71)	33737 01 948 350 28 05 © 28706 01 © 28705 01	
	4135 B 4140 B 4143 B	10.05 - 01.11 - 01.11 -	 Doppelachsaggregat / Tandem-axle Assembly Achsausführung / Axle Version:13t / 18t 1.HA / 1st RA 2.HA / 2nd RA Trommelbremse / Drum Brake Baumuster / Type:943.314	(36) (19) (14) (16) (86) (28)
	4135 K 4140 K 4143 K	06.09 - 06.09 - 06.09 -	 Doppelachsaggregat / Tandem-axle Assembly Achsausführung / Axle Version:13t / 18t 1.HA / 1st RA 2.HA / 2nd RA Trommelbremse / Drum Brake Baumuster / Type:942.314/317/315	(36) (19) (14) (16) (86) (28)



MERCEDES-BENZ




AXOR 3028 - 4144 8x4/4 09.01 -

 8	Lenker, Radaufhängung / Track Control Arm Dreieckslenker (Nfz) / Wishbone (CV) Länge [mm] / Length [mm]:622 Rohr-Ø [mm] / Pipe Ø [mm]:46 Bohrung-Ø 1 / Bohrung-Ø 2 [mm] / Bore Ø 1 / Bore Ø 2 [mm]:25/25/25 Lochabstand 1/Lochabstand 2 / Hole Pitch 1/ Hole Pitch 2:152/130/130 Molekularlager / Molecular Bearing		(5) (38) (69) (80) (30) (67) (71)	33738 01 948 350 29 05 Ⓒ 30589 01 Ⓒ 30590 01	
	4135 B 10.05 - 4140 B 01.11 - 4143 B 01.11 -	 Doppelachsaggregat / Tandem-axle Assembly Achsausführung / Axle Version:2x13t Trommelbremse / Drum Brake 1.HA / 1st RA 2.HA / 2nd RA Baumuster / Type:943.314/317	(36) (19) (86) (14) (16) (28)		
	4135 K 06.09 - 4140 K 06.09 - 4143 K 06.09 -	 Doppelachsaggregat / Tandem-axle Assembly Achsausführung / Axle Version:2x13t Trommelbremse / Drum Brake 1.HA / 1st RA 2.HA / 2nd RA Baumuster / Type:942.314-315/317	(36) (19) (86) (14) (16) (28)		
 8	Lenker, Radaufhängung / Track Control Arm Dreieckslenker (Nfz) / Wishbone (CV) Länge [mm] / Length [mm]:622 Rohr-Ø [mm] / Pipe Ø [mm]:46 Bohrung-Ø 1 / Bohrung-Ø 2 [mm] / Bore Ø 1 / Bore Ø 2 [mm]:25/25/25 Lochabstand 1/Lochabstand 2 / Hole Pitch 1/ Hole Pitch 2:152/130/130 Molekularlager / Molecular Bearing		(5) (38) (69) (80) (30) (67) (71)	34362 01 944 350 04 05 Ⓒ 30587 01 Ⓒ 30589 01	
	3236 B 10.04 - 3236 K 10.04 - 3240 B 10.04 - 3240 K 10.04 - 3243 B 10.04 - 3243 K 10.04 -	 Aggregat / Unit Achslast [t] / Axle Load [t]:2x10 Trommelbremse / Drum Brake	(24) (23) (86)		
	Kugelpopf, Schaltgestänge Ball Head, gearshift linkage für Fahrzeuge mit Schaltgestänge / for vehicles with gearshift linkage Gewindemaß / Thread Size:M12x1 Innengewinde / Inner Thread mit Rechtsgewinde / with right-hand thread Länge [mm] / Length [mm]:59 Konusmaß [mm] / Cone Size [mm]:10 mit Zubehör / with accessories			(3) (111) (49) (54) (137) (69) (58) (140)	33989 01 000 996 93 45
3236 K 10.04 - 3240 K 10.04 - 3243 K 10.04 - 3236 B 10.04 - 3240 B 10.04 - 3243 B 10.04 - 4144 01.11 -	am Schaltgestänge / at gearshift linkage Baumuster / Type:942.304-305/307 am Schaltgestänge / at gearshift linkage Baumuster / Type:943.304-305 am Schaltgestänge / at gearshift linkage Baumuster / Type:958.471-472/478	(96) (28) (96) (28) (96) (28)			
Kugelpopf, Schaltgestänge Ball Head, gearshift linkage für Fahrzeuge mit Schaltgestänge / for vehicles with gearshift linkage Gewindemaß / Thread Size:M12x1 Innengewinde / Inner Thread mit Linksgewinde / with left-hand thread Länge [mm] / Length [mm]:59 Konusmaß [mm] / Cone Size [mm]:10 mit Zubehör / with accessories			(3) (111) (49) (54) (135) (69) (58) (140)	33990 01 000 996 94 45	
3236 K 10.04 - 3240 K 10.04 - 3243 K 10.04 - 3236 B 10.04 - 3240 B 10.04 - 3243 B 10.04 - 4144 01.11 -	am Schaltgestänge / at gearshift linkage Baumuster / Type:942.304-305/307 am Schaltgestänge / at gearshift linkage Baumuster / Type:943.304-305 am Schaltgestänge / at gearshift linkage Baumuster / Type:958.471-472/478	(96) (28) (96) (28) (96) (28)			
















MERCEDES-BENZ

ECONIC **4x2** **03.98 -**

3	Lenkstange / Centre Rod Assembly Schubstange / Push Rod nicht verstellbar / not adjustable Länge [mm] / Length [mm]:385 Konusmaß [mm] / Cone Size [mm]:32 Konusmaß [mm] / Cone Size [mm]:30 Rohr-Ø [mm] / Pipe Ø [mm]:36 mit Zubehör / with accessories	(6) (85) (146) (69) (58) (58) (80) (140)	24135 01 957 460 00 05 	
	1823 L, 1823 LL 1824 L, 1824 LL 1828 L, 1828 LL, 6374 ccm 1828 L 1828 L, 1828 LL, 7201 ccm 1833 L, 1833 LL	03.98 - 10.06 - 03.98 - 10.00 - 10.06 - 10.06 -	am Zwischenhebel / at the intermediate lever Lenkstockhebel zum Zwischenhebel / Pitman Arm to 1st control arm Baumuster / Type:957.540-543/545	(97) (64) (28) (28)
	1829 L, 1829 LL	10.06 -	am Zwischenhebel / at the intermediate lever Lenkstockhebel zum Zwischenhebel / Pitman Arm to 1st control arm Baumuster / Type:957.543	(97) (64) (28)
3	Lenkstange / Centre Rod Assembly Schubstange / Push Rod nicht verstellbar / not adjustable Länge [mm] / Length [mm]:387 Konusmaß [mm] / Cone Size [mm]:32 Rohr-Ø [mm] / Pipe Ø [mm]:36 mit Zubehör / with accessories	(6) (85) (146) (69) (58) (80) (140)	30663 01 957 460 09 05 	
	1823 L, 1823 LL 1824 L, 1824 LL 1828 L, 1828 LL, 6374 ccm 1828 L 1828 L, 1828 LL, 7201 ccm 1833 L, 1833 LL	03.98 - 10.06 - 03.98 - 10.00 - 10.06 - 10.06 -	am Zwischenhebel / at the intermediate lever Lenkstockhebel zum Zwischenhebel / Pitman Arm to 1st control arm Chass. 207575-> Baumuster / Type:957.540-543/545 für Links-/Rechtslenker / for left-/right-hand traffic	(97) (64) (28) (124)
	1829 L, 1829 LL	10.06 -	am Zwischenhebel / at the intermediate lever Lenkstockhebel zum Zwischenhebel / Pitman Arm to 1st control arm für Links-/Rechtslenker / for left-/right-hand traffic Chass. 207575-> Baumuster / Type:957.543	(97) (64) (124) (28)
	1829 LS 1828 LLS 1828 LS 1833 LS	10.07 - 10.00 - 10.04 - 10.07 -	Baumuster / Type:957.582 am Zwischenhebel / at the intermediate lever Lenkstockhebel zum Zwischenhebel / Pitman Arm to 1st control arm Chass. 207575-> für Links-/Rechtslenker / for left-/right-hand traffic	(28) (97) (64) (124)
6	Spurstange / Rod Assembly Führungsstange / Guide Rod beidseitig verstellbar / Adjustable on both sides Länge [mm] / Length [mm]:1465 Konusmaß [mm] / Cone Size [mm]:32 Rohr-Ø [mm] / Pipe Ø [mm]:40 mit Zubehör / with accessories	(9) (46) (100) (69) (58) (80) (140)	23989 01 945 330 02 03  11394 04 12280 04	
	1823 L, 1823 LL 1824 L, 1824 LL 1828 L, 1828 LL, 6374 ccm 1828 L 1828 L, 1828 LL, 7201 ccm 1833 L, 1833 LL	03.98 - 10.06 - 03.98 - 10.00 - 10.06 - 10.06 -	Achsausführung / Axle Version:739520 Baumuster / Type:957.540-543/545	(19) (28)
	1829 L, 1829 LL	10.06 -	Achsausführung / Axle Version:739.520 Baumuster / Type:957.543	(19) (28)
	1829 LS 1828 LLS 1828 LS 1833 LS	10.07 - 10.00 - 10.04 - 10.07 -	Achsausführung / Axle Version:739.520 Achslast [t] / Axle Load [t]:7,5 Baumuster / Type:957.582	(19) (23) (28)











MERCEDES-BENZ

ECONIC		4x2	03.98 -		
 6	Spurstange / Rod Assembly Führungsstange / Guide Rod einseitig verstellbar / Adjustable on one side Länge [mm] / Length [mm]:1735 Konusmaß [mm] / Cone Size [mm]:32 Rohr-Ø [mm] / Pipe Ø [mm]:62 mit Zubehör / with accessories mit Kronenmutter / with crown nut		(9) (46) (101) (69) (58) (80) (140) (134)	37329 01 945 330 00 03 ▲ 24445 01 37235 01	
	1823 L, 1823 LL	03.98 -	Achsausführung / Axle Version:739520	(19)	
	1824 L, 1824 LL	10.06 -	Baumuster / Type:957.540-543/545	(28)	
	1828 L, 1828 LL, 6374 ccm	03.98 -			
	1828 L	10.00 -			
	1828 L, 1828 LL, 7201 ccm	10.06 -			
1833 L, 1833 LL	10.06 -				
1829 L, 1829 LL	10.06 -	Achsausführung / Axle Version:739.520	(19)		
		Baumuster / Type:957.543	(28)		
1829 LS	10.07 -		(19)		
1828 LLS	10.00 -		(28)		
1828 LS	10.04 -	Achsausführung / Axle Version:739.520	(19)		
1833 LS	10.07 -	Achslast [t] / Axle Load [t]:7,5	(23)		
		Baumuster / Type:957.582	(28)		
 12	Lenker, Radaufhängung / Track Control Arm Längslenker / Trailing Arm Länge [mm] / Length [mm]:754 Lochabstand 1/Lochabstand 2 / Hole Pitch 1/ Hole Pitch 2:100 Bohrung-Ø 1 / Bohrung-Ø 2 [mm] / Bore Ø 1 / Bore Ø 2 [mm]:17/17 Bohrung-Ø [mm] / Bore Ø [mm]:24,2 Lochanzahl / Number of Holes:3 Rohr-Ø [mm] / Pipe Ø [mm]:40 Molekularlager / Molecular Bearing		(5) (70) (69) (67) (30) (33) (68) (80) (71)	22053 01 941 330 00 11 ® 22090 01	
	1823 L, 1823 LL	03.98 -		(15)	
	1824 L, 1824 LL	10.06 -		(28)	
	1828 L, 1828 LL, 6374 ccm	03.98 -	1.VA / 1st FA		
	1828 L	10.00 -	Baumuster / Type:957.540/542-543/545		
	1828 L, 1828 LL, 7201 ccm	10.06 -			
1833 L, 1833 LL	10.06 -				
1829 L, 1829 LL	10.06 -		(15)		
		1.VA / 1st FA	(28)		
		Baumuster / Type:957.543			
1829 LS	10.07 -		(28)		
1828 LLS	10.00 -				
1828 LS	10.04 -	Baumuster / Type:957.582	(28)		
1833 LS	10.07 -				
 19	Lenker, Radaufhängung / Track Control Arm Querlenker / Control Arm Länge [mm] / Length [mm]:845 Rohr-Ø [mm] / Pipe Ø [mm]:62 Bohrung-Ø 1 / Bohrung-Ø 2 [mm] / Bore Ø 1 / Bore Ø 2 [mm]:17/17 Lochabstand 1/Lochabstand 2 / Hole Pitch 1/ Hole Pitch 2:100/100 Molekularlager / Molecular Bearing		(5) (75) (69) (80) (30) (67) (71)	22092 01 941 330 00 07 ® 22090 01	
	1823 L, 1823 LL	03.98 -		(15)	
	1824 L, 1824 LL	10.06 -		(28)	
	1828 L, 1828 LL, 6374 ccm	03.98 -	1.VA / 1st FA		
	1828 L	10.00 -	Baumuster / Type:957.540-543/545		
	1828 L, 1828 LL, 7201 ccm	10.06 -			
1833 L, 1833 LL	10.06 -				
1829 L, 1829 LL	10.06 -		(15)		
		1.VA / 1st FA	(28)		
		Baumuster / Type:957.543			
1829 LS	10.07 -		(28)		
1828 LLS	10.00 -				
1828 LS	10.04 -	Baumuster / Type:957.582	(28)		
1833 LS	10.07 -				









MERCEDES-BENZ

ECONIC **4x2** **03.98 -**

 8	Lenker, Radaufhängung / Track Control Arm Dreieckslenker (Nfz) / Wishbone (CV) Länge [mm] / Length [mm]:622 Rohr-Ø [mm] / Pipe Ø [mm]:46 Bohrung-Ø 1 / Bohrung-Ø 2 [mm] / Bore Ø 1 / Bore Ø 2 [mm]:25/25/25 Lochabstand 1/Lochabstand 2 / Hole Pitch 1/ Hole Pitch 2:152/130/130 Molekularlager / Molecular Bearing	(5) (38) (69) (80) (30) (67) (71)	21168 01 942 350 15 05 © 30587 01 © 30589 01	
	1823 L, 1823 LL 03.98 - 1824 L, 1824 LL 10.06 - 1828 L, 1828 LL, 6374 ccm 03.98 - 1828 L 10.00 - 1828 L, 1828 LL, 7201 ccm 10.06 - 1833 L, 1833 LL 10.06 -		1.HA / 1st RA (14) Chass. V207575-> Radstand von [mm] / Wheelbase from [mm]:3450 (78) Radstand bis [mm] / Wheelbase to [mm]:5100 (77) Baumuster / Type:957.540-543/545 (28)	
	1829 L, 1829 LL 10.06 -		1.HA / 1st RA (14) Chass. V207575-> Radstand von [mm] / Wheelbase from [mm]:3450 (78) Radstand bis [mm] / Wheelbase to [mm]:5100 (77) Baumuster / Type:957.543 (28)	
	1829 LS 10.07 - 1828 LLS 10.00 - 1828 LS 10.04 - 1833 LS 10.07 -		Antriebsachse / Drive Axle (25) ->Chass. V207575 Baumuster / Type:957.582 (28)	
 8	Lenker, Radaufhängung / Track Control Arm Dreieckslenker (Nfz) / Wishbone (CV) Länge [mm] / Length [mm]:622 Rohr-Ø [mm] / Pipe Ø [mm]:46 Bohrung-Ø 1 / Bohrung-Ø 2 [mm] / Bore Ø 1 / Bore Ø 2 [mm]:23/23/25 Lochabstand 1/Lochabstand 2 / Hole Pitch 1/ Hole Pitch 2:130/130/152 Molekularlager / Molecular Bearing	(5) (38) (69) (80) (30) (67) (71)	23065 01 942 350 16 05 © 30586 01 © 23841 01	
	1823 L, 1823 LL 03.98 - 1824 L, 1824 LL 10.06 - 1828 L, 1828 LL, 6374 ccm 03.98 - 1828 L 10.00 - 1828 L, 1828 LL, 7201 ccm 10.06 - 1833 L, 1833 LL 10.06 -	Baumuster / Type:957.540-543/545 (28)		
	1829 L, 1829 LL 10.06 -	Baumuster / Type:957.543 (28)		
	Lenkstange / Centre Rod Assembly Schubstange / Push Rod einseitig verstellbar / Adjustable on one side Länge [mm] / Length [mm]:880 Konusmaß [mm] / Cone Size [mm]:32 Rohr-Ø [mm] / Pipe Ø [mm]:50 mit Zubehör / with accessories mit Sicherungsmutter / with lock nut	(6) (85) (101) (69) (58) (80) (140) (138)	31144 01 957 460 05 05 ▲ 11394 04	
	1823 L, 1823 LL 03.98 - 1824 L, 1824 LL 10.06 - 1828 L, 1828 LL, 6374 ccm 03.98 - 1828 L 10.00 - 1828 L, 1828 LL, 7201 ccm 10.06 - 1833 L, 1833 LL 10.06 -	[LHD] Zwischenhebel zur Vorderachse / Control arm to front axle (91) Chass. 207575-> Baumuster / Type:957.540-543/545 (28)		
	1829 L, 1829 LL 10.06 -	[LHD] Zwischenhebel zur Vorderachse / Control arm to front axle (91) Chass. 207575-> Baumuster / Type:957.543 (28)		
	1829 LS 10.07 - 1828 LLS 10.00 - 1828 LS 10.04 - 1833 LS 10.07 -	[LHD] Zwischenhebel zur Vorderachse / Control arm to front axle (91) Chass. 207575-> Baumuster / Type:957.582 (28)		





MERCEDES-BENZ

ECONIC		6x2/4	03.98 -			
 3	Lenkstange / Centre Rod Assembly Schubstange / Push Rod nicht verstellbar / not adjustable Länge [mm] / Length [mm]:385 Konusmaß [mm] / Cone Size [mm]:32 Konusmaß [mm] / Cone Size [mm]:30 Rohr-Ø [mm] / Pipe Ø [mm]:36 mit Zubehör / with accessories	(6)		24135 01	957 460 00 05	
		(85)				
		(146)				
		(69)				
		(58)				
		(58)				
		(80)				
		(140)				
	2628 L, 6884 ccm	10.00 -		am Zwischenhebel / at the intermediate lever	(97)	
	2629 L, 2629 LL	10.01 -		Lenkstockhebel zum Zwischenhebel / Pitman Arm to 1st control arm	(64)	
	2633 L, 2633 LL	10.07 -		für Fzg. mit zul. Gesamtgewicht [t] / for vehicles with permissible total weight [t]:26	(121)	
				Baumuster / Type:957.660-664	(28)	
 3	Lenkstange / Centre Rod Assembly Schubstange / Push Rod nicht verstellbar / not adjustable Länge [mm] / Length [mm]:387 Konusmaß [mm] / Cone Size [mm]:32 Rohr-Ø [mm] / Pipe Ø [mm]:36 mit Zubehör / with accessories	(6)		30663 01	957 460 09 05	
		(85)				
		(146)				
		(69)				
		(58)				
		(80)				
		(140)				
	2628 L, 6884 ccm	10.00 -		am Zwischenhebel / at the intermediate lever	(97)	
	2629 L, 2629 LL	10.01 -		Lenkstockhebel zum Zwischenhebel / Pitman Arm to 1st control arm	(64)	
	2633 L, 2633 LL	10.07 -		Chass. 207575->	(121)	
				für Fzg. mit zul. Gesamtgewicht [t] / for vehicles with permissible total weight [t]:26	(121)	
				Baumuster / Type:957.660-664	(28)	
				für Links-/Rechtslenker / for left-/right-hand traffic	(124)	
	2624 L	03.98 -		am Zwischenhebel / at the intermediate lever	(97)	
	2628 L, 7201 ccm	10.00 -		Lenkstockhebel zum Zwischenhebel / Pitman Arm to 1st control arm	(64)	
				Chass. V207575->	(121)	
				Baumuster / Type:957.660/664	(28)	
	2628 NGT			am Zwischenhebel / at the intermediate lever	(97)	
				Lenkstockhebel zum Zwischenhebel / Pitman Arm to 1st control arm	(64)	
				Chass. 202043->	(121)	
				für Links-/Rechtslenker / for left-/right-hand traffic	(124)	
				für Fzg. mit zul. Gesamtgewicht [t] / for vehicles with permissible total weight [t]:26	(121)	
				Baumuster / Type:957.660	(28)	
 6	Spurstange / Rod Assembly Führungstange / Guide Rod beidseitig verstellbar / Adjustable on both sides Länge [mm] / Length [mm]:1465 Konusmaß [mm] / Cone Size [mm]:32 Rohr-Ø [mm] / Pipe Ø [mm]:40 mit Zubehör / with accessories	(9)		23989 01	945 330 02 03	
		(46)				
		(100)			▲ 11394 04	
		(69)			▲ 12280 04	
		(58)				
		(80)				
		(140)				
	2628 LL	03.98 -		Achsausführung / Axle Version:739520	(19)	
				für Fzg. mit zul. Gesamtgewicht [t] / for vehicles with permissible total weight [t]:26	(121)	
				Baumuster / Type:957.653-654/656-657/661-664	(28)	
	2628 L, 6884 ccm	10.00 -		Achsausführung / Axle Version:739520	(19)	
	2628 NGT			für Fzg. mit zul. Gesamtgewicht [t] / for vehicles with permissible total weight [t]:26	(121)	
	2629 L, 2629 LL	10.01 -		Baumuster / Type:957.660	(28)	
	2633 L, 2633 LL	10.07 -				
	2624 L	03.98 -		Achslast [t] / Axle Load [t]:7,5	(23)	
	2628 L, 7201 ccm	10.00 -		Achsausführung / Axle Version:739.520	(19)	
				für / for:SKN-V/B2	(102)	
				Baumuster / Type:957.660/664	(28)	
 6	Spurstange / Rod Assembly Führungstange / Guide Rod einseitig verstellbar / Adjustable on one side Länge [mm] / Length [mm]:1735 Konusmaß [mm] / Cone Size [mm]:32 Rohr-Ø [mm] / Pipe Ø [mm]:62 mit Zubehör / with accessories mit Kronenmutter / with crown nut	(9)		37329 01	945 330 00 03	
		(46)				
		(101)			▲ 24445 01	
		(69)			37235 01	
		(58)				
		(80)				
		(140)				
		(134)				
	2628 LL	03.98 -		Achsausführung / Axle Version:739520	(19)	
				für Fzg. mit zul. Gesamtgewicht [t] / for vehicles with permissible total weight [t]:26	(121)	
				Baumuster / Type:957.653-654/656-657/660-664	(28)	
	2624 L	03.98 -		Achslast [t] / Axle Load [t]:7,5	(23)	
	2628 L, 7201 ccm	10.00 -		Achsausführung / Axle Version:739.520	(19)	
				für / for:SKN-V	(102)	
				Baumuster / Type:957.660/664	(28)	













MERCEDES-BENZ

ECONIC		6x2/4	03.98 -		
 7	Spurstange / Rod Assembly Führungsstange / Guide Rod am Lenkzylinder / at steering cylinder Länge [mm] / Length [mm]:514 Konusmaß [mm] / Cone Size [mm]:32 Rohr-Ø [mm] / Pipe Ø [mm]:38 verstellbar / Adjustable mit Zubehör / with accessories			(9) (46) (95) (69) (58) (80) (150) (140)	23038 01 957 460 10 05 22995 01 
	2628 LL	03.98 -	Vorlaufachse / Leading Axle am Lenkzylinder / at steering cylinder Achsausführung / Axle Version:739520 Chass. V207575-> Radstand [mm] / Wheelbase [mm]:3150 Radstand [mm] / Wheelbase [mm]:3450 Radstand [mm] / Wheelbase [mm]:3900 Radstand [mm] / Wheelbase [mm]:4200 für Fzg. mit zul. Gesamtgewicht [t] / for vehicles with permissible total weight [t]:32 Baumuster / Type:957.653-654/656-657	(88) (95) (19) (76) (76) (76) (76) (121) (28)	
	2628 LL	03.98 -	Schleppachse / Tag Axle am Lenkzylinder / at steering cylinder Achsausführung / Axle Version:739.520 Chass. V207575-> Radstand von [mm] / Wheelbase from [mm]:3450 Radstand bis [mm] / Wheelbase to [mm]:4800 für Fzg. mit zul. Gesamtgewicht [t] / for vehicles with permissible total weight [t]:32 Baumuster / Type:957.660-664	(84) (95) (19) (78) (77) (121) (28)	
	2629 L, 2629 LL	10.01 -	Schleppachse / Tag Axle am Lenkzylinder / at steering cylinder Achsausführung / Axle Version:739.520 Chass. V207575-> Baumuster / Type:957.660/653-654/656/661/663-664	(84) (95) (19) (28)	
	2628 L, 6884 ccm 2633 L, 2633 LL	10.00 - 10.07 -	Schleppachse / Tag Axle am Lenkzylinder / at steering cylinder Achsausführung / Axle Version:739.520 Chass. V207575-> Baumuster / Type:957.660/653-654/656-657/661-662/664	(84) (95) (19) (28)	
	2624 L 2628 L, 7201 ccm	03.98 - 10.00 -	Schleppachse / Tag Axle am Lenkzylinder / at steering cylinder Achsausführung / Axle Version:739.520 Chass. V207575-> Baumuster / Type:957.660/664	(84) (95) (19) (28)	
	2628 NGT		Schleppachse / Tag Axle am Lenkzylinder / at steering cylinder Achsausführung / Axle Version:739.520 Chass. 202043-> Baumuster / Type:957.660	(84) (95) (19) (28)	




MERCEDES-BENZ

ECONIC 6x2/4 03.98 -

 8	Lenker, Radaufhängung / Track Control Arm Dreieckslenker (Nfz) / Wishbone (CV) Länge [mm] / Length [mm]:622 Rohr-Ø [mm] / Pipe Ø [mm]:46 Bohrung-Ø 1 / Bohrung-Ø 2 [mm] / Bore Ø 1 / Bore Ø 2 [mm]:25/25/25 Lochabstand 1/Lochabstand 2 / Hole Pitch 1/ Hole Pitch 2:152/130/130 Molekularlager / Molecular Bearing	(5) (38) (69) (80) (30) (67) (71)	21168 01 © 30587 01 © 30589 01	942 350 15 05 
	2628 LL	03.98 -	 1.HA / 1st RA (14) Chass. V207575-> Radstand [mm] / Wheelbase [mm]:3150 (76) Radstand [mm] / Wheelbase [mm]:3450 (76) Radstand [mm] / Wheelbase [mm]:3900 (76) Radstand [mm] / Wheelbase [mm]:4200 (76) für Fzg. mit zul. Gesamtgewicht [t] / for vehicles with permissible total weight [t]:32 (121) Baumuster / Type:957.653-654/656-657 (28)	
	2628 LL	03.98 -	 1.HA / 1st RA (14) Chass. V207575-> Radstand von [mm] / Wheelbase from [mm]:3450 (78) Radstand bis [mm] / Wheelbase to [mm]:4800 (77) für Fzg. mit zul. Gesamtgewicht [t] / for vehicles with permissible total weight [t]:32 (121) Baumuster / Type:957.660-664 (28)	
	2628 L, 6884 ccm 2629 L, 2629 LL 2633 L, 2633 LL	10.00 - 10.01 - 10.07 -	 1.HA / 1st RA (14) Chass. V207575-> Radstand von [mm] / Wheelbase from [mm]:3450 (78) Radstand bis [mm] / Wheelbase to [mm]:4800 (77) für Fzg. mit zul. Gesamtgewicht [t] / for vehicles with permissible total weight [t]:32 (121) Baumuster / Type:957.660-664 (28)	
	2624 L 2628 L, 7201 ccm	03.98 - 10.00 -	 Antriebsachse / Drive Axle (25) Chass. V207575-> Baumuster / Type:957.660/664 (28)	
	2628 NGT		 1.HA / 1st RA (14) Chass. 202043-> Radstand von [mm] / Wheelbase from [mm]:3450 (78) Radstand bis [mm] / Wheelbase to [mm]:4800 (77) für Fzg. mit zul. Gesamtgewicht [t] / for vehicles with permissible total weight [t]:32 (121) Baumuster / Type:957.660 (28)	
 8	Lenker, Radaufhängung / Track Control Arm Dreieckslenker (Nfz) / Wishbone (CV) Länge [mm] / Length [mm]:622 Rohr-Ø [mm] / Pipe Ø [mm]:46 Bohrung-Ø 1 / Bohrung-Ø 2 [mm] / Bore Ø 1 / Bore Ø 2 [mm]:23/23/25 Lochabstand 1/Lochabstand 2 / Hole Pitch 1/ Hole Pitch 2:130/130/152 Molekularlager / Molecular Bearing	(5) (38) (69) (80) (30) (67) (71)	23065 01 © 30586 01 © 23841 01	942 350 16 05 
	2628 L, 6884 ccm 2629 L, 2629 LL 2633 L, 2633 LL	10.00 - 10.01 - 10.07 -	1.HA / 1st RA (14) 2.HA / 2nd RA (16) für Fzg. mit zul. Gesamtgewicht [t] / for vehicles with permissible total weight [t]:26 (121) Baumuster / Type:957.660-664 (28)	
	2624 L 2628 L, 7201 ccm	03.98 - 10.00 -	 Lenkachse / Steering Axle (61) Chass. V207575-> Baumuster / Type:957.660/664 (28)	
	2628 NGT		Vorlaufachse / Leading Axle (88) für Fzg. mit zul. Gesamtgewicht [t] / for vehicles with permissible total weight [t]:26 (121) Chass. 202043-> Baumuster / Type:957.660 (28)	
	2628 NGT		Schleppachse / Tag Axle (84) für Fzg. mit zul. Gesamtgewicht [t] / for vehicles with permissible total weight [t]:26 (121) Chass. 202043-> Baumuster / Type:957.660 (28)	














MERCEDES-BENZ

ECONIC		6x2/4	03.98 -		
Lenkstange / Centre Rod Assembly Schubstange / Push Rod einseitig verstellbar / Adjustable on one side Länge [mm] / Length [mm]:880 Konusmaß [mm] / Cone Size [mm]:32 Rohr-Ø [mm] / Pipe Ø [mm]:50 mit Zubehör / with accessories mit Sicherungsmutter / with lock nut			(6) (85) (101) (69) (58) (80) (140) (138)	31144 01 957 460 05 05 	
2628 L, 6884 ccm	10.00 -		LHD	Zwischenhebel zur Vorderachse / Control arm to front axle	(91)
2629 L, 2629 LL	10.01 -			Chass. 207575->	(121)
2633 L, 2633 LL	10.07 -			für Fzg. mit zul. Gesamtgewicht [t] / for vehicles with permissible total weight [t]:26	(28)
				Baumuster / Type:957.660-664	
2624 L	03.98 -		LHD	Zwischenhebel zur Vorderachse / Control arm to front axle	(91)
2628 L, 7201 ccm	10.00 -			Chass. V207575->	(28)
				Baumuster / Type:957.660/664	
2628 NGT			LHD	Zwischenhebel zur Vorderachse / Control arm to front axle	(91)
				Chass. 202043->	(121)
				für Fzg. mit zul. Gesamtgewicht [t] / for vehicles with permissible total weight [t]:26	(28)
				Baumuster / Type:957.660	















MERCEDES-BENZ

ECONIC		6x4	03.98 -		
 3	Lenkstange / Centre Rod Assembly Schubstange / Push Rod nicht verstellbar / not adjustable Länge [mm] / Length [mm]:385 Konusmaß [mm] / Cone Size [mm]:32 Konusmaß [mm] / Cone Size [mm]:30 Rohr-Ø [mm] / Pipe Ø [mm]:36 mit Zubehör / with accessories	(6) (85) (146) (69) (58) (58) (80) (140)	24135 01 957 460 00 05		
	2628 LL	01.98 -	am Zwischenhebel / at the intermediate lever Lenkstockhebel zum Zwischenhebel / Pitman Arm to 1st control arm für Fzg. mit zul. Gesamtgewicht [t] / for vehicles with permissible total weight [t]:26 Baumuster / Type:957.681-682	(97) (64) (121) (28)	
 3	Lenkstange / Centre Rod Assembly Schubstange / Push Rod nicht verstellbar / not adjustable Länge [mm] / Length [mm]:387 Konusmaß [mm] / Cone Size [mm]:32 Rohr-Ø [mm] / Pipe Ø [mm]:36 mit Zubehör / with accessories	(6) (85) (146) (69) (58) (80) (140)	30663 01 957 460 09 05		
	2628 LL	01.98 -	am Zwischenhebel / at the intermediate lever Lenkstockhebel zum Zwischenhebel / Pitman Arm to 1st control arm Chass. 207575-> für Fzg. mit zul. Gesamtgewicht [t] / for vehicles with permissible total weight [t]:26 Baumuster / Type:957.681-682 für Links-/Rechtslenker / for left-/right-hand traffic	(97) (64) (121) (28) (124)	
 6	Spurstange / Rod Assembly Führungsstange / Guide Rod einseitig verstellbar / Adjustable on one side Länge [mm] / Length [mm]:1735 Konusmaß [mm] / Cone Size [mm]:32 Rohr-Ø [mm] / Pipe Ø [mm]:52 mit Zubehör / with accessories mit Kronenmutter / with crown nut	(9) (46) (101) (69) (58) (80) (140) (134)	37332 01 942 330 00 03 30737 01 37235 01		
	2628 L 2628 LL 2629 L, 2629 LL 2633 L 2633 LL	10.01 - 01.98 - 10.01 - 10.01 - 10.07 -	Achsausführung / Axle Version:739.510 Achslast [t] / Axle Load [t]:7,5 Baumuster / Type:957.681-682 für Fzg. mit zul. Gesamtgewicht [t] / for vehicles with permissible total weight [t]:26	(19) (23) (28) (121)	
 12	Lenker, Radaufhängung / Track Control Arm Längslenker / Trailing Arm Länge [mm] / Length [mm]:754 Lochabstand 1/Lochabstand 2 / Hole Pitch 1/ Hole Pitch 2:100 Bohrung-Ø 1 / Bohrung-Ø 2 [mm] / Bore Ø 1 / Bore Ø 2 [mm]:17/17 Bohrung-Ø [mm] / Bore Ø [mm]:24,2 Lochanzahl / Number of Holes:3 Rohr-Ø [mm] / Pipe Ø [mm]:40 Molekularlager / Molecular Bearing	(5) (70) (69) (67) (30) (33) (68) (80) (71)	22053 01 941 330 00 11 ® 22090 01		
	2628 LL	01.98 -	 1.VA / 1st FA für Fzg. mit zul. Gesamtgewicht [t] / for vehicles with permissible total weight [t]:26 Baumuster / Type:957.681-682	(15) (121) (28)	
	2628 LL	01.98 -	 Baumuster / Type:957.681-682	(28)	
	2628 L 2629 L, 2629 LL 2633 L 2633 LL	10.01 - 10.01 - 10.01 - 10.07 -	 Baumuster / Type:957.681-682	(28)	








MERCEDES-BENZ

ECONIC		6x4	03.98 -		
 19	Lenker, Radaufhängung / Track Control Arm Querlenker / Control Arm Länge [mm] / Length [mm]:845 Rohr-Ø [mm] / Pipe Ø [mm]:62 Bohrung-Ø 1 / Bohrung-Ø 2 [mm] / Bore Ø 1 / Bore Ø 2 [mm]:17/17 Lochabstand 1/Lochabstand 2 / Hole Pitch 1/ Hole Pitch 2:100/100 Molekularlager / Molecular Bearing		(5) (75) (69) (80) (30) (67) (71)	22092 01 941 330 00 07 © 22090 01	
	2628 LL	01.98 -	 1.VA / 1st FA für Fzg. mit zul. Gesamtgewicht [t] / for vehicles with permissible total weight [t]:26 Baumuster / Type:957.681-682	(15) (121) (28)	
	2628 LL	01.98 -	 Baumuster / Type:957.681-682	(28)	
	2628 L 2629 L, 2629 LL 2633 L 2633 LL	10.01 - 10.01 - 10.01 - 10.07 -	 Baumuster / Type:957.681-682	(28)	
 7	Spurstange / Rod Assembly Führungsstange / Guide Rod am Lenkzylinder / at steering cylinder Länge [mm] / Length [mm]:514 Konusmaß [mm] / Cone Size [mm]:32 Rohr-Ø [mm] / Pipe Ø [mm]:38 verstellbar / Adjustable mit Zubehör / with accessories		(9) (46) (95) (69) (58) (80) (150) (140)	23038 01 957 460 10 05 22995 01	
	2628 L	10.01 -	Lenkachse / Steering Axle am Lenkzylinder / at steering cylinder Chass. V207575-> Baumuster / Type:957.681-682	(61)	
	2628 LL	01.98 -		(95)	
	2629 L, 2629 LL	10.01 -			
	2633 L	10.01 -			
2633 LL	10.07 -				
 8	Lenker, Radaufhängung / Track Control Arm Dreieckslenker (Nfz) / Wishbone (CV) Länge [mm] / Length [mm]:622 Rohr-Ø [mm] / Pipe Ø [mm]:46 Bohrung-Ø 1 / Bohrung-Ø 2 [mm] / Bore Ø 1 / Bore Ø 2 [mm]:25/25/25 Lochabstand 1/Lochabstand 2 / Hole Pitch 1/ Hole Pitch 2:152/130/130 Molekularlager / Molecular Bearing		(5) (38) (69) (80) (30) (67) (71)	21168 01 942 350 15 05 © 30587 01 © 30589 01	
	2628 LL	01.98 -	 1.HA / 1st RA Chass. V207575-> Radstand [mm] / Wheelbase [mm]:3900 Radstand [mm] / Wheelbase [mm]:4200 für Fzg. mit zul. Gesamtgewicht [t] / for vehicles with permissible total weight [t]:26 Baumuster / Type:957.681-682	(14) (76) (76) (121) (28)	
	2628 LL	01.98 -	 Antriebsachse / Drive Axle Baumuster / Type:957.681-682	(25) (28)	
	2628 L 2629 L, 2629 LL 2633 L 2633 LL	10.01 - 10.01 - 10.01 - 10.07 -	 Antriebsachse / Drive Axle Baumuster / Type:957.681-682	(25) (28)	



















MERCEDES-BENZ

ECONIC		6x4	03.98 -		
<div style="border: 1px solid black; padding: 2px; display: inline-block;">8</div>	Lenker, Radaufhängung / Track Control Arm Dreieckslenker (Nfz) / Wishbone (CV) Länge [mm] / Length [mm]:622 Rohr-Ø [mm] / Pipe Ø [mm]:46 Bohrung-Ø 1 / Bohrung-Ø 2 [mm] / Bore Ø 1 / Bore Ø 2 [mm]:23/23/25 Lochabstand 1/Lochabstand 2 / Hole Pitch 1/ Hole Pitch 2:130/130/152 Molekularlager / Molecular Bearing	(5) (38) (69) (80) (30) (67) (71)		23065 01 942 350 16 05 © 30586 01 © 23841 01	
	2628 LL	01.98 -		Vorlaufachse / Leading Axle (88) Schleppachse / Tag Axle (84) Achsausführung / Axle Version:8x4/4 (19) Baumuster / Type:957.681-682 (28)	
	2628 LL	01.98 -		Lenkachse / Steering Axle (61) Baumuster / Type:957.681-682 (28)	
	2628 L 2629 L, 2629 LL 2633 L 2633 LL	10.01 - 10.01 - 10.01 - 10.07 -		Lenkachse / Steering Axle (61) Baumuster / Type:957.681-682 (28)	
	Lenkstange / Centre Rod Assembly Schubstange / Push Rod einseitig verstellbar / Adjustable on one side Länge [mm] / Length [mm]:880 Konusmaß [mm] / Cone Size [mm]:32 Rohr-Ø [mm] / Pipe Ø [mm]:50 mit Zubehör / with accessories mit Sicherungsmutter / with lock nut	(6) (85) (101) (69) (58) (80) (140) (138)		31144 01 957 460 05 05 11394 04	
	2628 LL	01.98 -	LHD	Zwischenhebel zur Vorderachse / Control arm to front axle (91) Chass. 207575-> (121) für Fzg. mit zul. Gesamtgewicht [t] / for vehicles with permissible total weight [t]:26 Baumuster / Type:957.681-682 (28)	
	2628 LL	01.98 -	LHD	Zwischenhebel zur Vorderachse / Control arm to front axle (91) Chass. 207575-> (28)	
	2628 L 2629 L, 2629 LL 2633 L 2633 LL	10.01 - 10.01 - 10.01 - 10.07 -	LHD	Zwischenhebel zur Vorderachse / Control arm to front axle (91) Chass. 207575-> (28)	








MERCEDES-BENZ

ECONIC		8x4/4	03.98 -		
 3	Lenkstange / Centre Rod Assembly Schubstange / Push Rod nicht verstellbar / not adjustable Länge [mm] / Length [mm]:387 Konusmaß [mm] / Cone Size [mm]:32 Rohr-Ø [mm] / Pipe Ø [mm]:36 mit Zubehör / with accessories	(6) (85) (146) (69) (58) (80) (140)		30663 01 957 460 09 05 	
	3233 L, 3233 LL	10.07 -		am Zwischenhebel / at the intermediate lever Lenkstange an Zwischenhebel 1 / Steering Rod at control arm 1 Chass. 207575-> Baumuster / Type:957.382 für Links-/Rechtslenker / for left-/right-hand traffic	(97) (63) (28) (124)
 6	Spurstange / Rod Assembly Führungsstange / Guide Rod beidseitig verstellbar / Adjustable on both sides Länge [mm] / Length [mm]:1465 Konusmaß [mm] / Cone Size [mm]:32 Rohr-Ø [mm] / Pipe Ø [mm]:40 mit Zubehör / with accessories	(9) (46) (100) (69) (58) (80) (140)		23989 01 945 330 02 03  ▲ 11394 04 ▲ 12280 04	
	3233 L, 3233 LL	10.07 -		Achsausführung / Axle Version:739520 für Fzg. mit zul. Gesamtgewicht [t] / for vehicles with permissible total weight [t]:32 Baumuster / Type:957.382	(19) (121) (28)
 6	Spurstange / Rod Assembly Führungsstange / Guide Rod einseitig verstellbar / Adjustable on one side Länge [mm] / Length [mm]:1735 Konusmaß [mm] / Cone Size [mm]:32 Rohr-Ø [mm] / Pipe Ø [mm]:62 mit Zubehör / with accessories mit Kronenmutter / with crown nut	(9) (46) (101) (69) (58) (80) (140) (134)		37329 01 945 330 00 03  ▲ 24445 01 37235 01	
	3233 L, 3233 LL	10.07 -		 Achsausführung / Axle Version:739.520 Achslast [t] / Axle Load [t]:7,5 Baumuster / Type:957.382	(19) (23) (28)
 6	Spurstange / Rod Assembly Führungsstange / Guide Rod einseitig verstellbar / Adjustable on one side Länge [mm] / Length [mm]:1735 Konusmaß [mm] / Cone Size [mm]:32 Rohr-Ø [mm] / Pipe Ø [mm]:52 mit Zubehör / with accessories mit Kronenmutter / with crown nut	(9) (46) (101) (69) (58) (80) (140) (134)		37332 01 942 330 00 03  ▲ 30737 01 37235 01	
	3233 L, 3233 LL	10.07 -		 Achslast [t] / Axle Load [t]:7,5 Achsausführung / Axle Version:739.510 Baumuster / Type:957.382	(23) (19) (28)
 12	Lenker, Radaufhängung / Track Control Arm Längslenker / Trailing Arm Länge [mm] / Length [mm]:754 Lochabstand 1/Lochabstand 2 / Hole Pitch 1/ Hole Pitch 2:100 Bohrung-Ø 1 / Bohrung-Ø 2 [mm] / Bore Ø 1 / Bore Ø 2 [mm]:17/17 Bohrung-Ø [mm] / Bore Ø [mm]:24,2 Lochanzahl / Number of Holes:3 Rohr-Ø [mm] / Pipe Ø [mm]:40 Molekularlager / Molecular Bearing	(5) (70) (69) (67) (30) (33) (68) (80) (71)		22053 01 941 330 00 11  ® 22090 01	
	3233 L, 3233 LL	10.07 -		 Baumuster / Type:957.382	(28)
 19	Lenker, Radaufhängung / Track Control Arm Querlenker / Control Arm Länge [mm] / Length [mm]:845 Rohr-Ø [mm] / Pipe Ø [mm]:62 Bohrung-Ø 1 / Bohrung-Ø 2 [mm] / Bore Ø 1 / Bore Ø 2 [mm]:17/17 Lochabstand 1/Lochabstand 2 / Hole Pitch 1/ Hole Pitch 2:100/100 Molekularlager / Molecular Bearing	(5) (75) (69) (80) (30) (67) (71)		22092 01 941 330 00 07  ® 22090 01	
	3233 L, 3233 LL	10.07 -		 Baumuster / Type:957.382	(28)















MERCEDES-BENZ

ECONIC		8x4/4	03.98 -		
<div style="border: 1px solid black; padding: 2px; display: inline-block;">7</div>	Spurstange / Rod Assembly Führungsstange / Guide Rod am Lenkzylinder / at steering cylinder Länge [mm] / Length [mm]:514 Konusmaß [mm] / Cone Size [mm]:32 Rohr-Ø [mm] / Pipe Ø [mm]:38 verstellbar / Adjustable mit Zubehör / with accessories	(9) (46) (95) (69) (58) (80) (150) (140)		23038 01 957 460 10 05 22995 01	
	3233 L, 3233 LL	10.07 -	Schleppachse / Tag Axle am Lenkzylinder / at steering cylinder Achsausführung / Axle Version:739.520 Chass. V207575-> Baumuster / Type:957.382	(84) (95) (19) (28)	
	3233 L, 3233 LL	10.07 -	Vorlaufachse / Leading Axle am Lenkzylinder / at steering cylinder Chass. V207575-> Baumuster / Type:957.382	(88) (95) (28)	
<div style="border: 1px solid black; padding: 2px; display: inline-block;">8</div>	Lenker, Radaufhängung / Track Control Arm Dreieckslenker (Nfz) / Wishbone (CV) Länge [mm] / Length [mm]:622 Rohr-Ø [mm] / Pipe Ø [mm]:46 Bohrung-Ø 1 / Bohrung-Ø 2 [mm] / Bore Ø 1 / Bore Ø 2 [mm]:25/25/25 Lochabstand 1/Lochabstand 2 / Hole Pitch 1/ Hole Pitch 2:152/130/130 Molekularlager / Molecular Bearing	(5) (38) (69) (80) (30) (67) (71)		21168 01 942 350 15 05 ® 30587 01 ® 30589 01	
	3233 L, 3233 LL	10.07 -	1.HA / 1st RA 2.HA / 2nd RA Chass. V207575-> Baumuster / Type:957.382	(14) (16) (28)	
<div style="border: 1px solid black; padding: 2px; display: inline-block;">8</div>	Lenker, Radaufhängung / Track Control Arm Dreieckslenker (Nfz) / Wishbone (CV) Länge [mm] / Length [mm]:622 Rohr-Ø [mm] / Pipe Ø [mm]:46 Bohrung-Ø 1 / Bohrung-Ø 2 [mm] / Bore Ø 1 / Bore Ø 2 [mm]:23/23/25 Lochabstand 1/Lochabstand 2 / Hole Pitch 1/ Hole Pitch 2:130/130/152 Molekularlager / Molecular Bearing	(5) (38) (69) (80) (30) (67) (71)		23065 01 942 350 16 05 ® 30586 01 ® 23841 01	
	3233 L, 3233 LL	10.07 -	 Vorlaufachse / Leading Axle Baumuster / Type:957.382	(88) (28)	
	Lenkstange / Centre Rod Assembly Schubstange / Push Rod einseitig verstellbar / Adjustable on one side Länge [mm] / Length [mm]:880 Konusmaß [mm] / Cone Size [mm]:32 Rohr-Ø [mm] / Pipe Ø [mm]:50 mit Zubehör / with accessories mit Sicherungsmutter / with lock nut	(6) (85) (101) (69) (58) (80) (140) (138)		31144 01 957 460 05 05 11394 04	
	3233 L, 3233 LL	10.07 -	LHD Zwischenhebel zur Vorderachse / Control arm to front axle Chass. 207575-> Baumuster / Type:957.382	(91) (28)	



MERCEDES-BENZ

ECONIC 2		6x2/4		04.13 -	
 6	Spurstange / Rod Assembly Führungsstange / Guide Rod einseitig verstellbar / Adjustable on one side Länge [mm] / Length [mm]:1685 Konusmaß [mm] / Cone Size [mm]:32 Rohr-Ø [mm] / Pipe Ø [mm]:52 mit Zubehör / with accessories	(9) (46) (101) (69) (58) (80) (140)	36762 01 21971 01	960 330 04 03	
	2630 LL 2635 LL	04.13 - 04.13 -		Achsausführung / Axle Version:739.505 Achslast [t] / Axle Load [t]:8,0 Baumuster / Type:956.033-034	(19) (23) (28)
 12	Lenker, Radaufhängung / Track Control Arm Längslenker / Trailing Arm Länge [mm] / Length [mm]:600 Durchmesser [mm] / Diameter [mm]:72 Bohrung-Ø [mm] / Bore Ø [mm]:24,2	(5) (70) (69) (41) (33)	37618 01	960 330 03 11	
	2630 LL 2635 LL	04.13 - 04.13 -		längs / Longitudinal Baumuster / Type:956.031/033-036	(130) (28)
 12	Lenker, Radaufhängung / Track Control Arm Längslenker / Trailing Arm Länge [mm] / Length [mm]:860 Bohrung-Ø 1 / Bohrung-Ø 2 [mm] / Bore Ø 1 / Bore Ø 2 [mm]:17/17 Lochabstand 1/Lochabstand 2 / Hole Pitch 1/ Hole Pitch 2:100/100	(5) (70) (69) (30) (67)	37619 01	960 330 01 07	
	2630 LL 2635 LL	04.13 - 04.13 -		Baumuster / Type:956.034/033/031/036/035	(28)
 8	Lenker, Radaufhängung / Track Control Arm Dreieckslenker (Nfz) / Wishbone (CV) Länge [mm] / Length [mm]:622 Rohr-Ø [mm] / Pipe Ø [mm]:46 Bohrung-Ø 1 / Bohrung-Ø 2 [mm] / Bore Ø 1 / Bore Ø 2 [mm]:25/23/23 Lochabstand 1/Lochabstand 2 / Hole Pitch 1/ Hole Pitch 2:152/130/130 Molekularlager / Molecular Bearing	(5) (38) (69) (80) (30) (67) (71)	31887 01 ® 30588 01	942 350 12 05	
	2630 LL 2635 LL	04.13 - 04.13 -		Antriebsachse / Drive Axle Baumuster / Type:956.033-034	(25) (28)















MERCEDES-BENZ

SPRINTER 2-t

01.95 - 05.06









Kasten/Box/Furgón/Van (901, 902)

 14	Stange/Strebe, Stabilisator / Rod/Strut, stabiliser Koppelstange / Coupling Rod	(11) (60)		25800 01 901 320 02 89 
	214 214 NGT 208 D, 58 kW 208 D, 60 kW 208 CDI 210 D 211 CDI 212 D 213 CDI 216 CDI	02.95 - 05.06 04.00 - 05.06 02.95 - 04.00 10.96 - 04.00 04.00 - 05.06 01.97 - 04.00 04.00 - 05.06 02.95 - 04.00 04.00 - 05.06 04.00 - 05.06		
 14	Stange/Strebe, Stabilisator / Rod/Strut, stabiliser Koppelstange / Coupling Rod	(11) (60)		25801 01 901 320 03 89 
	214 214 NGT 208 D, 58 kW 208 D, 60 kW 208 CDI 210 D 211 CDI 212 D 213 CDI 216 CDI	02.95 - 05.06 04.00 - 05.06 02.95 - 04.00 10.96 - 04.00 04.00 - 05.06 01.97 - 04.00 04.00 - 05.06 02.95 - 04.00 04.00 - 05.06 04.00 - 05.06		
 13	Stange/Strebe, Stabilisator / Rod/Strut, stabiliser Koppelstange / Coupling Rod	(11) (60)		25802 01 901 320 00 89 
	214 214 NGT 208 D, 58 kW 208 D, 60 kW 208 CDI 210 D 211 CDI 212 D 213 CDI 216 CDI	02.95 - 05.06 04.00 - 05.06 02.95 - 04.00 10.96 - 04.00 04.00 - 05.06 01.97 - 04.00 04.00 - 05.06 02.95 - 04.00 04.00 - 05.06 04.00 - 05.06		
	Lagerung, Lenker / Control Arm-/Trailing Arm Bush	(4)	 (x2)	24636 02 901 333 02 14 
	214 214 NGT 208 D, 58 kW 208 D, 60 kW 208 CDI 210 D 211 CDI 212 D 213 CDI 216 CDI	02.95 - 05.06 04.00 - 05.06 02.95 - 04.00 10.96 - 04.00 04.00 - 05.06 01.97 - 04.00 04.00 - 05.06 02.95 - 04.00 04.00 - 05.06 04.00 - 05.06		



MERCEDES-BENZ

SPRINTER 2-t 01.95 - 05.06 Kasten/Box/Furgón/Van (901, 902)

	Trag-/Führungsgelenk / Ball Joint Durchmesser 1/Durchmesser 2 [mm] / Diameter 1/ Diameter 2 [mm]:45,2 / 62 Konusmaß [mm] / Cone Size [mm]:26	(12) (40) (58)		18875 03 901 333 12 27
	214 214 NGT 208 D, 58 kW 208 D, 60 kW 208 CDI 210 D 211 CDI 212 D 213 CDI 216 CDI	02.95 - 05.06 04.00 - 05.06 02.95 - 04.00 10.96 - 04.00 04.00 - 05.06 01.97 - 04.00 04.00 - 05.06 02.95 - 04.00 04.00 - 05.06 04.00 - 05.06		
	Spurstange / Rod Assembly mit Zubehör / with accessories nicht für Felgenreöße [Zoll] / not for rim size [inches]:16 nicht für Tiefbettfelge / not for well base rim	(9) (140) (144) (145)		27756 01 901 460 02 05
	214 214 NGT 208 D, 58 kW 208 D, 60 kW 208 CDI 210 D 211 CDI 212 D 213 CDI 216 CDI	02.95 - 05.06 04.00 - 05.06 02.95 - 04.00 10.96 - 04.00 04.00 - 05.06 01.97 - 04.00 04.00 - 05.06 02.95 - 04.00 04.00 - 05.06 04.00 - 05.06		
	Axialgelenk, Spurstange / Tie Rod Axle Joint mit Zubehör / with accessories nicht für Felgenreöße [Zoll] / not for rim size [inches]:16	(1) (140) (144)		18876 02 901 460 04 55
	214 214 NGT 208 D, 58 kW 208 D, 60 kW 208 CDI 210 D 211 CDI 212 D 213 CDI 216 CDI	02.95 - 05.06 04.00 - 05.06 02.95 - 04.00 10.96 - 04.00 04.00 - 05.06 01.97 - 04.00 04.00 - 05.06 02.95 - 04.00 04.00 - 05.06 04.00 - 05.06		
	Spurstangenkopf / Tie Rod End mit Zubehör / with accessories nicht für Felgenreöße [Zoll] / not for rim size [inches]:16	(10) (140) (144)		19719 02 901 460 01 48
	214 214 NGT 208 D, 58 kW 208 D, 60 kW 208 CDI 210 D 211 CDI 212 D 213 CDI 216 CDI	02.95 - 05.06 04.00 - 05.06 02.95 - 04.00 10.96 - 04.00 04.00 - 05.06 01.97 - 04.00 04.00 - 05.06 02.95 - 04.00 04.00 - 05.06 04.00 - 05.06		















MERCEDES-BENZ

SPRINTER 2-t

01.95 - 05.06

Pritsche, Fahrgestell/Flatbed, Chassis









(901, 902)

 14	Stange/Strebe, Stabilisator / Rod/Strut, stabiliser Koppelstange / Coupling Rod	(11) (60)		25800 01 901 320 02 89 
	214 214 NGT 208 CDI 208 D, 58 kW 208 D, 60 kW 210 D 211 CDI 212 D 213 CDI 216 CDI	02.95 - 05.06 04.00 - 05.06 04.00 - 05.06 01.95 - 04.00 09.96 - 04.00 01.97 - 04.00 04.00 - 05.06 02.95 - 04.00 04.00 - 05.06 04.00 - 05.06		
 14	Stange/Strebe, Stabilisator / Rod/Strut, stabiliser Koppelstange / Coupling Rod	(11) (60)		25801 01 901 320 03 89 
	214 214 NGT 208 CDI 208 D, 58 kW 208 D, 60 kW 210 D 211 CDI 212 D 213 CDI 216 CDI	02.95 - 05.06 04.00 - 05.06 04.00 - 05.06 01.95 - 04.00 09.96 - 04.00 01.97 - 04.00 04.00 - 05.06 02.95 - 04.00 04.00 - 05.06 04.00 - 05.06		
 13	Stange/Strebe, Stabilisator / Rod/Strut, stabiliser Koppelstange / Coupling Rod	(11) (60)		25802 01 901 320 00 89 
	214 214 NGT 208 CDI 208 D, 58 kW 208 D, 60 kW 210 D 211 CDI 212 D 213 CDI 216 CDI	02.95 - 05.06 04.00 - 05.06 04.00 - 05.06 01.95 - 04.00 09.96 - 04.00 01.97 - 04.00 04.00 - 05.06 02.95 - 04.00 04.00 - 05.06 04.00 - 05.06		
	Lagerung, Lenker / Control Arm-/Trailing Arm Bush	(4)	 (x2)	24636 02 901 333 02 14 
	214 214 NGT 208 CDI 208 D, 58 kW 208 D, 60 kW 210 D 211 CDI 212 D 213 CDI 216 CDI	02.95 - 05.06 04.00 - 05.06 04.00 - 05.06 01.95 - 04.00 09.96 - 04.00 01.97 - 04.00 04.00 - 05.06 02.95 - 04.00 04.00 - 05.06 04.00 - 05.06		



MERCEDES-BENZ

SPRINTER 2-t 01.95 - 05.06
Pritsche, Fahrgestell/Flatbed, Chassis
(901, 902)

	Trag-/Führungsgelenk / Ball Joint Durchmesser 1/Durchmesser 2 [mm] / Diameter 1/ Diameter 2 [mm]:45,2 / 62 Konusmaß [mm] / Cone Size [mm]:26	(12) (40) (58)		18875 03 901 333 12 27
	214 214 NGT 208 CDI 208 D, 58 kW 208 D, 60 kW 210 D 211 CDI 212 D 213 CDI 216 CDI	02.95 - 05.06 04.00 - 05.06 04.00 - 05.06 01.95 - 04.00 09.96 - 04.00 01.97 - 04.00 04.00 - 05.06 02.95 - 04.00 04.00 - 05.06 04.00 - 05.06		
	Spurstange / Rod Assembly mit Zubehör / with accessories nicht für Felgenreöße [Zoll] / not for rim size [inches]:16 nicht für Tiefbettfelge / not for well base rim	(9) (140) (144) (145)		27756 01 901 460 02 05
	214 214 NGT 208 CDI 208 D, 58 kW 208 D, 60 kW 210 D 211 CDI 212 D 213 CDI 216 CDI	02.95 - 05.06 04.00 - 05.06 04.00 - 05.06 01.95 - 04.00 09.96 - 04.00 01.97 - 04.00 04.00 - 05.06 02.95 - 04.00 04.00 - 05.06 04.00 - 05.06		
	Axialgelenk, Spurstange / Tie Rod Axle Joint mit Zubehör / with accessories nicht für Felgenreöße [Zoll] / not for rim size [inches]:16	(1) (140) (144)		18876 02 901 460 04 55
	214 214 NGT 208 CDI 208 D, 58 kW 208 D, 60 kW 210 D 211 CDI 212 D 213 CDI 216 CDI	02.95 - 05.06 04.00 - 05.06 04.00 - 05.06 01.95 - 04.00 09.96 - 04.00 01.97 - 04.00 04.00 - 05.06 02.95 - 04.00 04.00 - 05.06 04.00 - 05.06		
	Spurstangenkopf / Tie Rod End mit Zubehör / with accessories nicht für Felgenreöße [Zoll] / not for rim size [inches]:16	(10) (140) (144)		19719 02 901 460 01 48
	214 214 NGT 208 CDI 208 D, 58 kW 208 D, 60 kW 210 D 211 CDI 212 D 213 CDI 216 CDI	02.95 - 05.06 04.00 - 05.06 04.00 - 05.06 01.95 - 04.00 09.96 - 04.00 01.97 - 04.00 04.00 - 05.06 02.95 - 04.00 04.00 - 05.06 04.00 - 05.06		



MERCEDES-BENZ

SPRINTER 3-t

01.95 - 05.06




Kasten/Box/Furgón/Van (903)

14	Stange/Strebe, Stabilisator / Rod/Strut, stabiliser Koppelstange / Coupling Rod	(11) (60)	 25800 01 901 320 02 89
	314 314 4x4 314 NGT 308 D 2.3, 58 kW 2.3 D 4x4 308 CDI 308 D 2.3, 60 kW 310 D 2.9 311 CDI 311 CDI 4x4 312 D 2.9 312 D 2.9 4x4 313 CDI 313 CDI 4x4 316 CDI 316 CDI 4x4	02.95 - 05.06 08.02 - 05.06 04.00 - 05.06 02.95 - 04.00 06.97 - 12.99 04.00 - 05.06 02.95 - 04.00 02.95 - 04.00 04.00 - 05.06 08.02 - 05.06 02.95 - 04.00 05.97 - 08.02 04.00 - 05.06 08.02 - 05.06 04.00 - 05.06 08.02 - 05.06	
14	Stange/Strebe, Stabilisator / Rod/Strut, stabiliser Koppelstange / Coupling Rod	(11) (60)	 25801 01 901 320 03 89
	314 314 4x4 314 NGT 308 D 2.3, 58 kW 2.3 D 4x4 308 CDI 308 D 2.3, 60 kW 310 D 2.9 311 CDI 311 CDI 4x4 312 D 2.9 312 D 2.9 4x4 313 CDI 313 CDI 4x4 316 CDI 316 CDI 4x4	02.95 - 05.06 08.02 - 05.06 04.00 - 05.06 02.95 - 04.00 06.97 - 12.99 04.00 - 05.06 02.95 - 04.00 02.95 - 04.00 04.00 - 05.06 08.02 - 05.06 02.95 - 04.00 05.97 - 08.02 04.00 - 05.06 08.02 - 05.06 04.00 - 05.06 08.02 - 05.06	
13	Stange/Strebe, Stabilisator / Rod/Strut, stabiliser Koppelstange / Coupling Rod	(11) (60)	 25802 01 901 320 00 89
	314 314 NGT 308 D 2.3 308 CDI 308 D 2.3, 60 kW 310 D 2.9 311 CDI 312 D 2.9 313 CDI 316 CDI	02.95 - 05.06 04.00 - 05.06 02.95 - 04.00 04.00 - 05.06 02.95 - 04.00 02.95 - 04.00 04.00 - 05.06 02.95 - 04.00 04.00 - 05.06 04.00 - 05.06	



MERCEDES-BENZ

SPRINTER 3-t 01.95 - 05.06
Kasten/Box/Furgón/Van (903)

	<p>Lagerung, Lenker / Control Arm-/Trailing Arm Bush</p>	<p>(4)</p>	<p>↔(x2)</p>	<p>24636 02 901 333 02 14</p> 
	<p>314 314 4x4 314 NGT 308 D 2.3, 58 kW 2.3 D 4x4 308 CDI 308 D 2.3, 60 kW 310 D 2.9 311 CDI 311 CDI 4x4 312 D 2.9 312 D 2.9 4x4 313 CDI 313 CDI 4x4 316 CDI 316 CDI 4x4</p>	<p>02.95 - 05.06 08.02 - 05.06 04.00 - 05.06 02.95 - 04.00 06.97 - 12.99 04.00 - 05.06 02.95 - 04.00 02.95 - 04.00 04.00 - 05.06 08.02 - 05.06 02.95 - 04.00 05.97 - 08.02 04.00 - 05.06 08.02 - 05.06 04.00 - 05.06</p>		
	<p>Trag-/Führungsgelenk / Ball Joint Durchmesser 1/Durchmesser 2 [mm] / Diameter 1/ Diameter 2 [mm]:45,2 / 62 Konusmaß [mm] / Cone Size [mm]:26</p>	<p>(12) (40) (58)</p>	<p>↔</p>	<p>18875 03 901 333 12 27</p> 
	<p>314 314 NGT 308 D 2.3 308 CDI 308 D 2.3, 60 kW 310 D 2.9 311 CDI 312 D 2.9 313 CDI 316 CDI</p>	<p>02.95 - 05.06 04.00 - 05.06 02.95 - 04.00 04.00 - 05.06 02.95 - 04.00 02.95 - 04.00 04.00 - 05.06 02.95 - 04.00 04.00 - 05.06 04.00 - 05.06</p>		
	<p>Trag-/Führungsgelenk / Ball Joint Konusmaß [mm] / Cone Size [mm]:26</p>	<p>(12) (58)</p>	<p>↔</p>	<p>33904 02 901 333 13 27</p> 
	<p>314 4x4 2.3 D 4x4 311 CDI 4x4 312 D 2.9 4x4 313 CDI 4x4 316 CDI 4x4</p>	<p>08.02 - 05.06 06.97 - 12.99 08.02 - 05.06 05.97 - 08.02 08.02 - 05.06 08.02 - 05.06</p>		






MERCEDES-BENZ

SPRINTER 3-t

01.95 - 05.06

Kasten/Box/Furgón/Van (903)

	<p>Spurstange / Rod Assembly mit Zubehör / with accessories nicht für Felgenreöße [Zoll] / not for rim size [inches]:16 nicht für Tiefbettfelge / not for well base rim</p>	<p>(9) (140) (144) (145)</p>	<p>27756 01 901 460 02 05</p> 
	<p>314 02.95 - 05.06 314 4x4 08.02 - 05.06 314 NGT 04.00 - 05.06 308 D 2.3, 58 kW 02.95 - 04.00 2.3 D 4x4 06.97 - 12.99 308 CDI 04.00 - 05.06 308 D 2.3, 60 kW 02.95 - 04.00 310 D 2.9 02.95 - 04.00 311 CDI 04.00 - 05.06 311 CDI 4x4 08.02 - 05.06 312 D 2.9 02.95 - 04.00 312 D 2.9 4x4 05.97 - 08.02 313 CDI 04.00 - 05.06 313 CDI 4x4 08.02 - 05.06 316 CDI 04.00 - 05.06 316 CDI 4x4 08.02 - 05.06</p>		
	<p>Axialgelenk, Spurstange / Tie Rod Axle Joint mit Zubehör / with accessories nicht für Felgenreöße [Zoll] / not for rim size [inches]:16</p>	<p>(1) (140) (144)</p>	<p>18876 02 901 460 04 55</p> 
	<p>314 02.95 - 05.06 314 4x4 08.02 - 05.06 314 NGT 04.00 - 05.06 308 D 2.3, 58 kW 02.95 - 04.00 2.3 D 4x4 06.97 - 12.99 308 CDI 04.00 - 05.06 308 D 2.3, 60 kW 02.95 - 04.00 310 D 2.9 02.95 - 04.00 311 CDI 04.00 - 05.06 311 CDI 4x4 08.02 - 05.06 312 D 2.9 02.95 - 04.00 312 D 2.9 4x4 05.97 - 08.02 313 CDI 04.00 - 05.06 313 CDI 4x4 08.02 - 05.06 316 CDI 04.00 - 05.06 316 CDI 4x4 08.02 - 05.06</p>		
	<p>Spurstangenkopf / Tie Rod End mit Zubehör / with accessories nicht für Felgenreöße [Zoll] / not for rim size [inches]:16</p>	<p>(10) (140) (144)</p>	<p>19719 02 901 460 01 48</p> 
	<p>314 02.95 - 05.06 314 NGT 04.00 - 05.06 308 D 2.3 02.95 - 04.00 308 CDI 04.00 - 05.06 308 D 2.3, 60 kW 02.95 - 04.00 310 D 2.9 02.95 - 04.00 311 CDI 04.00 - 05.06 312 D 2.9 02.95 - 04.00 313 CDI 04.00 - 05.06 316 CDI 04.00 - 05.06</p>		



MERCEDES-BENZ

SPRINTER 3-t 01.95 - 05.06
Pritsche, Fahrgestell/Flatbed, Chassis
(903)

 14	Stange/Strebe, Stabilisator / Rod/Strut, stabiliser Koppelstange / Coupling Rod	(11) (60)		25800 01 901 320 02 89	
	314 314 4x4 314 NGT 308 CDI 308 D 2.3, 58 kW 308 D 2.3, 60 kW 310 D 2.9 311 CDI 311 CDI 4x4 312 D 2.9 313 CDI 313 CDI 4x4 316 CDI 316 CDI 4x4	02.95 - 05.06 08.02 - 05.06 04.00 - 05.06 04.00 - 05.06 02.95 - 04.00 11.96 - 04.00 01.97 - 04.00 04.00 - 05.06 08.02 - 05.06 02.95 - 04.00 04.00 - 05.06 08.02 - 05.06 04.00 - 05.06 04.00 - 05.06 08.02 - 05.06			
 14	Stange/Strebe, Stabilisator / Rod/Strut, stabiliser Koppelstange / Coupling Rod	(11) (60)		25801 01 901 320 03 89	
	314 314 4x4 314 NGT 308 CDI 308 D 2.3, 58 kW 308 D 2.3, 60 kW 310 D 2.9 311 CDI 311 CDI 4x4 312 D 2.9 313 CDI 313 CDI 4x4 316 CDI 316 CDI 4x4	02.95 - 05.06 08.02 - 05.06 04.00 - 05.06 04.00 - 05.06 02.95 - 04.00 11.96 - 04.00 01.97 - 04.00 04.00 - 05.06 08.02 - 05.06 02.95 - 04.00 04.00 - 05.06 08.02 - 05.06 04.00 - 05.06 08.02 - 05.06			
 13	Stange/Strebe, Stabilisator / Rod/Strut, stabiliser Koppelstange / Coupling Rod	(11) (60)		25802 01 901 320 00 89	
	314 314 NGT 308 CDI 308 D 2.3 308 D 2.3, 60 kW 310 D 2.9 311 CDI 312 D 2.9 313 CDI 316 CDI	02.95 - 05.06 04.00 - 05.06 04.00 - 05.06 02.95 - 04.00 11.96 - 04.00 01.97 - 04.00 04.00 - 05.06 02.95 - 04.00 04.00 - 05.06 04.00 - 05.06			







MERCEDES-BENZ

SPRINTER 3-t

01.95 - 05.06

Pritsche, Fahrgestell/Flatbed, Chassis
(903)

	<p>Lagerung, Lenker / Control Arm-/Trailing Arm Bush</p>	<p>(4)</p>	<p>↔(x2)</p>	<p>24636 02 901 333 02 14</p> 
	<p>314 314 4x4 314 NGT 308 CDI 308 D 2.3, 58 kW 308 D 2.3, 60 kW 310 D 2.9 311 CDI 311 CDI 4x4 312 D 2.9 (903.411, 903.412, 903.413, 903.421, 903.422...) 312 D 2.9 313 CDI 313 CDI 4x4 316 CDI 316 CDI 4x4</p>	<p>02.95 - 05.06 08.02 - 05.06 04.00 - 05.06 04.00 - 05.06 02.95 - 04.00 11.96 - 04.00 01.97 - 04.00 04.00 - 05.06 08.02 - 05.06 12.98 - 09.01 02.95 - 04.00 04.00 - 05.06 08.02 - 05.06 04.00 - 05.06 08.02 - 05.06</p>		
	<p>Trag-/Führungsgelenk / Ball Joint Durchmesser 1/Durchmesser 2 [mm] / Diameter 1/ Diameter 2 [mm]:45,2 / 62 Konusmaß [mm] / Cone Size [mm]:26</p>	<p>(12) (40) (58)</p>	<p>↔</p>	<p>18875 03 901 333 12 27</p> 
	<p>314 314 NGT 308 CDI 308 D 2.3 308 D 2.3, 60 kW 310 D 2.9 311 CDI 312 D 2.9 313 CDI 316 CDI</p>	<p>02.95 - 05.06 04.00 - 05.06 04.00 - 05.06 02.95 - 04.00 11.96 - 04.00 01.97 - 04.00 04.00 - 05.06 02.95 - 04.00 04.00 - 05.06 04.00 - 05.06</p>		
	<p>Trag-/Führungsgelenk / Ball Joint Konusmaß [mm] / Cone Size [mm]:26</p>	<p>(12) (58)</p>	<p>↔</p>	<p>33904 02 901 333 13 27</p> 
	<p>314 4x4 311 CDI 4x4 313 CDI 4x4 316 CDI 4x4</p>	<p>08.02 - 05.06 08.02 - 05.06 08.02 - 05.06 08.02 - 05.06</p>		
	<p>Spurstange / Rod Assembly mit Zubehör / with accessories nicht für Felgenreife [Zoll] / not for rim size [inches]:16 nicht für Tiefbettfelge / not for well base rim</p>	<p>(9) (140) (144) (145)</p>	<p>↔</p>	<p>27756 01 901 460 02 05</p> 
	<p>314 314 4x4 314 NGT 308 CDI 308 D 2.3, 58 kW 308 D 2.3, 60 kW 310 D 2.9 311 CDI 311 CDI 4x4 312 D 2.9 313 CDI 313 CDI 4x4 316 CDI 316 CDI 4x4</p>	<p>02.95 - 05.06 08.02 - 05.06 04.00 - 05.06 04.00 - 05.06 02.95 - 04.00 11.96 - 04.00 01.97 - 04.00 04.00 - 05.06 08.02 - 05.06 02.95 - 04.00 04.00 - 05.06 08.02 - 05.06 04.00 - 05.06 08.02 - 05.06</p>		

Pos







Ref.



MERCEDES-BENZ

SPRINTER 3-t **01.95 - 05.06**
Pritsche, Fahrgestell/Flatbed, Chassis
(903)

	Axialgelenk, Spurstange / Tie Rod Axle Joint mit Zubehör / with accessories nicht für Felgenreöße [Zoll] / not for rim size [inches]:16	(1) (140) (144)		18876 02 901 460 04 55
	314	02.95 - 05.06		
	314 4x4	08.02 - 05.06		
	314 NGT	04.00 - 05.06		
	308 CDI	04.00 - 05.06		
	308 D 2.3, 58 kW	02.95 - 04.00		
	308 D 2.3, 60 kW	11.96 - 04.00		
	310 D 2.9	01.97 - 04.00		
	311 CDI	04.00 - 05.06		
	311 CDI 4x4	08.02 - 05.06		
	312 D 2.9	02.95 - 04.00		
313 CDI	04.00 - 05.06			
313 CDI 4x4	08.02 - 05.06			
316 CDI	04.00 - 05.06			
316 CDI 4x4	08.02 - 05.06			
	Spurstangenkopf / Tie Rod End mit Zubehör / with accessories nicht für Felgenreöße [Zoll] / not for rim size [inches]:16	(10) (140) (144)		19719 02 901 460 01 48
	314	02.95 - 05.06		
	314 NGT	04.00 - 05.06		
	308 CDI	04.00 - 05.06		
	308 D 2.3	02.95 - 04.00		
	308 D 2.3, 60 kW	11.96 - 04.00		
	310 D 2.9	01.97 - 04.00		
	311 CDI	04.00 - 05.06		
	312 D 2.9	02.95 - 04.00		
	313 CDI	04.00 - 05.06		
	316 CDI	04.00 - 05.06		



MERCEDES-BENZ

SPRINTER 4-t

02.96 - 05.06







Kasten/Box/Furgón/Van (904)

14	Stange/Strebe, Stabilisator / Rod/Strut, stabiliser Koppelstange / Coupling Rod	(11) (60)		25800 01	901 320 02 89	
	414 414 4x4 408 D 2.3 D 4x4 408 CDI 410 D 410 D 4x4 411 CDI 411 CDI 4x4 412 D, 85 kW 412 D 4x4, 85 kW 412 D, 90 kW 412 D 4x4, 90 kW 413 CDI 413 CDI 4x4 416 CDI 416 CDI 4x4	02.96 - 05.06 05.97 - 05.06 02.96 - 05.06 06.97 - 12.99 04.00 - 05.06 02.96 - 05.06 05.97 - 05.06 04.00 - 05.06 04.00 - 05.06 02.96 - 05.06 05.97 - 05.06 02.96 - 05.06 05.97 - 05.06 02.96 - 05.06 05.97 - 05.06 04.00 - 05.06 04.00 - 05.06 04.00 - 05.06 04.00 - 05.06				
14	Stange/Strebe, Stabilisator / Rod/Strut, stabiliser Koppelstange / Coupling Rod	(11) (60)		25801 01	901 320 03 89	
	414 414 4x4 408 D 2.3 D 4x4 408 CDI 410 D 410 D 4x4 411 CDI 411 CDI 4x4 412 D, 85 kW 412 D 4x4, 85 kW 412 D, 90 kW 412 D 4x4, 90 kW 413 CDI 413 CDI 4x4 416 CDI 416 CDI 4x4	02.96 - 05.06 05.97 - 05.06 02.96 - 05.06 06.97 - 12.99 04.00 - 05.06 02.96 - 05.06 05.97 - 05.06 04.00 - 05.06 04.00 - 05.06 02.96 - 05.06 05.97 - 05.06 02.96 - 05.06 05.97 - 05.06 04.00 - 05.06 04.00 - 05.06 04.00 - 05.06 04.00 - 05.06				
	Lagerung, Lenker / Control Arm-/Trailing Arm Bush	(4)	(x2)	24636 02	901 333 02 14	
	414 414 4x4 408 D 2.3 D 4x4 408 CDI 410 D 410 D 4x4 411 CDI 411 CDI 4x4 412 D, 85 kW 412 D 4x4, 85 kW 412 D, 90 kW 412 D 4x4, 90 kW 413 CDI 413 CDI 4x4 416 CDI 416 CDI 4x4	02.96 - 05.06 05.97 - 05.06 02.96 - 05.06 06.97 - 12.99 04.00 - 05.06 02.96 - 05.06 05.97 - 05.06 04.00 - 05.06 04.00 - 05.06 02.96 - 05.06 05.97 - 05.06 02.96 - 05.06 05.97 - 05.06 04.00 - 05.06 04.00 - 05.06 04.00 - 05.06 04.00 - 05.06				



MERCEDES-BENZ

SPRINTER 4-t 02.96 - 05.06
Kasten/Box/Furgón/Van (904)

	<p>Trag-/Führungsgelenk / Ball Joint Durchmesser 1/Durchmesser 2 [mm] / Diameter 1/ Diameter 2 [mm]:45,2 / 62 Konusmaß [mm] / Cone Size [mm]:26</p>	(12) (40) (58)		18875 03 901 333 12 27
	414 408 D 408 CDI 410 D 411 CDI 412 D, 85 kW 412 D, 90 kW 413 CDI 416 CDI	02.96 - 05.06 02.96 - 05.06 04.00 - 05.06 02.96 - 05.06 04.00 - 05.06 02.96 - 05.06 02.96 - 05.06 04.00 - 05.06 04.00 - 05.06		
	<p>Trag-/Führungsgelenk / Ball Joint Konusmaß [mm] / Cone Size [mm]:26</p>	(12) (58)		33904 02 901 333 13 27
	414 4x4 2.3 D 4x4 410 D 4x4 411 CDI 4x4 412 D 4x4, 85 kW 412 D 4x4, 90 kW 413 CDI 4x4 416 CDI 4x4	05.97 - 05.06 06.97 - 12.99 05.97 - 05.06 04.00 - 05.06 05.97 - 05.06 05.97 - 05.06 04.00 - 05.06 04.00 - 05.06		
	<p>Spurstange / Rod Assembly mit Zubehör / with accessories nicht für Felgenreöße [Zoll] / not for rim size [inches]:16 nicht für Tiefbettfelge / not for well base rim</p>	(9) (140) (144) (145)		27756 01 901 460 02 05
	414 414 4x4 408 D 2.3 D 4x4 408 CDI 410 D 410 D 4x4 411 CDI 411 CDI 4x4 412 D, 85 kW 412 D 4x4, 85 kW 412 D, 90 kW 412 D 4x4, 90 kW 413 CDI 413 CDI 4x4 416 CDI 416 CDI 4x4	02.96 - 05.06 05.97 - 05.06 02.96 - 05.06 06.97 - 12.99 04.00 - 05.06 02.96 - 05.06 05.97 - 05.06 04.00 - 05.06 04.00 - 05.06 02.96 - 05.06 05.97 - 05.06 02.96 - 05.06 05.97 - 05.06 02.96 - 05.06 05.97 - 05.06 04.00 - 05.06 04.00 - 05.06 04.00 - 05.06 04.00 - 05.06		







MERCEDES-BENZ

SPRINTER 4-t

02.96 - 05.06

Kasten/Box/Furgón/Van (904)

	Axialgelenk, Spurstange / Tie Rod Axle Joint mit Zubehör / with accessories nicht für Felgenreöße [Zoll] / not for rim size [inches]:16	(1) (140) (144)	↔	18876 02 901 460 04 55 
	414	02.96 - 05.06		
	414 4x4	05.97 - 05.06		
	408 D	02.96 - 05.06		
	2.3 D 4x4	06.97 - 12.99		
	408 CDI	04.00 - 05.06		
	410 D	02.96 - 05.06		
	410 D 4x4	05.97 - 05.06		
	411 CDI	04.00 - 05.06		
	411 CDI 4x4	04.00 - 05.06		
	412 D, 85 kW	02.96 - 05.06		
	412 D 4x4, 85 kW	05.97 - 05.06		
	412 D, 90 kW	02.96 - 05.06		
	412 D 4x4, 90 kW	05.97 - 05.06		
	413 CDI	04.00 - 05.06		
413 CDI 4x4	04.00 - 05.06			
416 CDI	04.00 - 05.06			
416 CDI 4x4	04.00 - 05.06			
	Spurstangenkopf / Tie Rod End mit Zubehör / with accessories nicht für Felgenreöße [Zoll] / not for rim size [inches]:16	(10) (140) (144)	↔	19719 02 901 460 01 48 
	414	02.96 - 05.06		
	408 D	02.96 - 05.06		
	408 CDI	04.00 - 05.06		
	410 D	02.96 - 05.06		
	411 CDI	04.00 - 05.06		
	412 D, 85 kW	02.96 - 05.06		
	412 D, 90 kW	02.96 - 05.06		
	413 CDI	04.00 - 05.06		
	416 CDI	04.00 - 05.06		

Pos






Ref.



MERCEDES-BENZ

**SPRINTER 4-t Pritsche, Fahrgestell /
Flatbed, Chassis (904)**

02.96 - 05.06







14	Stange/Strebe, Stabilisator / Rod/Strut, stabiliser Koppelstange / Coupling Rod	(11) (60)	 25800 01 901 320 02 89	
	414 414 4x4 408 D 2.3 D 4x4 408 CDI 410 D 410 D 4x4 411 CDI 411 CDI 4x4 412 D, 85 kW 412 D, 90 kW 412 D 4x4, 85 kW 412 D 4x4, 90 kW 413 CDI 413 CDI 4x4 416 CDI 416 CDI 4x4	02.96 - 05.06 05.97 - 05.06 02.96 - 05.06 06.97 - 12.99 04.00 - 05.06 02.96 - 05.06 05.97 - 05.06 04.00 - 05.06 04.00 - 05.06 02.96 - 05.06 02.96 - 05.06 05.97 - 05.06 05.97 - 05.06 04.00 - 05.06 04.00 - 05.06 04.00 - 05.06 04.00 - 05.06 04.00 - 05.06		
14	Stange/Strebe, Stabilisator / Rod/Strut, stabiliser Koppelstange / Coupling Rod	(11) (60)	 25801 01 901 320 03 89	
	414 414 4x4 408 D 2.3 D 4x4 408 CDI 410 D 410 D 4x4 411 CDI 411 CDI 4x4 412 D, 85 kW 412 D, 90 kW 412 D 4x4, 85 kW 412 D 4x4, 90 kW 413 CDI 413 CDI 4x4 416 CDI 416 CDI 4x4	02.96 - 05.06 05.97 - 05.06 02.96 - 05.06 06.97 - 12.99 04.00 - 05.06 02.96 - 05.06 05.97 - 05.06 04.00 - 05.06 04.00 - 05.06 02.96 - 05.06 02.96 - 05.06 05.97 - 05.06 05.97 - 05.06 04.00 - 05.06 04.00 - 05.06 04.00 - 05.06 04.00 - 05.06		
	Lagerung, Lenker / Control Arm-/Trailing Arm Bush	(4)	 24636 02 901 333 02 14	
	414 414 4x4 408 D 2.3 D 4x4 408 CDI 410 D 410 D 4x4 411 CDI 411 CDI 4x4 412 D, 85 kW 412 D, 90 kW 412 D 4x4, 85 kW 412 D 4x4, 90 kW 413 CDI 413 CDI 4x4 416 CDI 416 CDI 4x4	02.96 - 05.06 05.97 - 05.06 02.96 - 05.06 06.97 - 12.99 04.00 - 05.06 02.96 - 05.06 05.97 - 05.06 04.00 - 05.06 04.00 - 05.06 02.96 - 05.06 02.96 - 05.06 05.97 - 05.06 05.97 - 05.06 04.00 - 05.06 04.00 - 05.06 04.00 - 05.06 04.00 - 05.06		



MERCEDES-BENZ

**SPRINTER 4-t Pritsche, Fahrgestell /
Flatbed, Chassis (904)**

02.96 - 05.06

	Trag-/Führungsgelenk / Ball Joint Durchmesser 1/Durchmesser 2 [mm] / Diameter 1/ Diameter 2 [mm]:45,2 / 62 Konusmaß [mm] / Cone Size [mm]:26	(12) (40) (58)		18875 03 901 333 12 27
	414 408 D 408 CDI 410 D 411 CDI 412 D, 85 kW 412 D, 90 kW 413 CDI 416 CDI	02.96 - 05.06 02.96 - 05.06 04.00 - 05.06 02.96 - 05.06 04.00 - 05.06 02.96 - 05.06 02.96 - 05.06 04.00 - 05.06 04.00 - 05.06		
	Trag-/Führungsgelenk / Ball Joint Konusmaß [mm] / Cone Size [mm]:26	(12) (58)		33904 02 901 333 13 27
	414 4x4 2.3 D 4x4 410 D 4x4 411 CDI 4x4 412 D 4x4, 85 kW 412 D 4x4, 90 kW 413 CDI 4x4 416 CDI 4x4	05.97 - 05.06 06.97 - 12.99 05.97 - 05.06 04.00 - 05.06 05.97 - 05.06 05.97 - 05.06 04.00 - 05.06 04.00 - 05.06		
	Spurstange / Rod Assembly mit Zubehör / with accessories nicht für Felgenreife [Zoll] / not for rim size [inches]:16 nicht für Tiefbettfelge / not for well base rim	(9) (140) (144) (145)		27756 01 901 460 02 05
	414 414 4x4 408 D 2.3 D 4x4 408 CDI 410 D 410 D 4x4 411 CDI 411 CDI 4x4 412 D, 85 kW 412 D, 90 kW 412 D 4x4, 85 kW 412 D 4x4, 90 kW 413 CDI 413 CDI 4x4 416 CDI 416 CDI 4x4	02.96 - 05.06 05.97 - 05.06 02.96 - 05.06 06.97 - 12.99 04.00 - 05.06 02.96 - 05.06 05.97 - 05.06 04.00 - 05.06 04.00 - 05.06 02.96 - 05.06 02.96 - 05.06 05.97 - 05.06 05.97 - 05.06 04.00 - 05.06 04.00 - 05.06 04.00 - 05.06 04.00 - 05.06		

Pos






Ref.



MERCEDES-BENZ

**SPRINTER 4-t Pritsche,Fahrgestell /
Flatbed,Chassis (904)**

02.96 - 05.06

	<p>Axialgelenk, Spurstange / Tie Rod Axle Joint mit Zubehör / with accessories nicht für Felgenreöße [Zoll] / not for rim size [inches]:16</p>	<p>(1) (140) (144)</p>	<p></p>	<p>18876 02 901 460 04 55</p> 
	<p>414 414 4x4 408 D 2.3 D 4x4 408 CDI 410 D 410 D 4x4 411 CDI 411 CDI 4x4 412 D, 85 kW 412 D, 90 kW 412 D 4x4, 85 kW 412 D 4x4, 90 kW 413 CDI 413 CDI 4x4 416 CDI 416 CDI 4x4</p>	<p>02.96 - 05.06 05.97 - 05.06 02.96 - 05.06 06.97 - 12.99 04.00 - 05.06 02.96 - 05.06 05.97 - 05.06 04.00 - 05.06 04.00 - 05.06 02.96 - 05.06 02.96 - 05.06 05.97 - 05.06 05.97 - 05.06 04.00 - 05.06 04.00 - 05.06 04.00 - 05.06 04.00 - 05.06</p>		







MERCEDES-BENZ

SPRINTER 3-t

06.06 -

Kasten/Box/Furgón/Van (906)

19	Lenker, Radaufhängung / Track Control Arm Querlenker / Control Arm 216 (906.613) 09.08 - 224 (906.613) 06.06 - 209 CDI (906.611, 906.613) 06.06 - 210 CDI (906.611, 906.613) 03.09 - 211 CDI (906.611, 906.613) 06.06 - 213 CDI (906.611, 906.613) 06.06 - 215 CDI (906.611, 906.613) 06.06 - 216 CDI (906.611, 906.613) 03.09 - 218 CDI (906.611, 906.613) 06.06 - 219 CDI / BlueTEC (906.611, 906.613) 03.09 -	(5) (75)	 36986 01
19	Lenker, Radaufhängung / Track Control Arm Querlenker / Control Arm 216 (906.613) 09.08 - 224 (906.613) 06.06 - 209 CDI (906.611, 906.613) 06.06 - 210 CDI (906.611, 906.613) 03.09 - 211 CDI (906.611, 906.613) 06.06 - 213 CDI (906.611, 906.613) 06.06 - 215 CDI (906.611, 906.613) 06.06 - 216 CDI (906.611, 906.613) 03.09 - 218 CDI (906.611, 906.613) 06.06 - 219 CDI / BlueTEC (906.611, 906.613) 03.09 -	(5) (75)	 36987 01
	Trag-/Führungsgelenk / Ball Joint 216 (906.613) 09.08 - 224 (906.613) 06.06 - 209 CDI (906.611, 906.613) 06.06 - 210 CDI (906.611, 906.613) 03.09 - 211 CDI (906.611, 906.613) 06.06 - 213 CDI (906.611, 906.613) 06.06 - 215 CDI (906.611, 906.613) 06.06 - 216 CDI (906.611, 906.613) 03.09 - 218 CDI (906.611, 906.613) 06.06 - 219 CDI / BlueTEC (906.611, 906.613) 03.09 -	(12)	 33697 01 906 333 02 27
	Axialgelenk, Spurstange / Tie Rod Axle Joint Länge [mm] / Length [mm]:380 Gewindemaß 2 / Thread Measurement 2:M16x1,5 Gewindemaß 1 / Thread Measurement 1:M18x1,5 mit Zubehör / with accessories 216 (906.613) 09.08 - 224 (906.613) 06.06 - 209 CDI (906.611, 906.613) 06.06 - 210 CDI (906.611, 906.613) 03.09 - 211 CDI (906.611, 906.613) 06.06 - 213 CDI (906.611, 906.613) 06.06 - 215 CDI (906.611, 906.613) 06.06 - 216 CDI (906.611, 906.613) 03.09 - 218 CDI (906.611, 906.613) 06.06 - 219 CDI / BlueTEC (906.611, 906.613) 03.09 -	(1) (69) (51) (50) (140)	 31147 01 906 460 00 55





MERCEDES-BENZ

SPRINTER 3-t

06.06 -




Kasten/Box/Furgón/Van (906)

	<p>Stange/Strebe, Stabilisator / Rod/Strut, stabiliser Pendelstange / Suspension Rod Artikelnummer des empfohlenen Zubehörs / Article number of recommended accessories:37470 01</p>	<p>(11) (73) (26)</p>	<p></p>	<p>37392 01 906 320 13 89</p>
	<p>216 (906.613) 09.08 - 224 (906.613) 06.06 - 209 CDI (906.611, 906.613) 06.06 - 210 CDI (906.611, 906.613) 03.09 - 211 CDI (906.611, 906.613) 06.06 - 213 CDI (906.611, 906.613) 06.06 - 215 CDI (906.611, 906.613) 06.06 - 216 CDI (906.611, 906.613) 03.09 - 218 CDI (906.611, 906.613) 06.06 - 219 CDI / BlueTEC (906.611, 906.613) 03.09 -</p>			



MERCEDES-BENZ

SPRINTER 3-t Pritsche, Fahrgestell / 06.06 - Flatbed, Chassis (906)




19	Lenker, Radaufhängung / Track Control Arm Querlenker / Control Arm	(5) (75)	 36986 01
216 (906.113, 906.213) 09.08 - 224 (906.113, 906.213) 06.06 - 209 CDI (906.111, 906.113, 906.211, 906.213) 06.06 - 210 CDI (906.111, 906.113, 906.211, 906.213) 03.09 - 211 CDI (906.111, 906.113, 906.211, 906.213) 06.06 - 213 CDI (906.111, 906.113, 906.211, 906.213) 06.06 - 213 CDI (906.111, 906.113, 906.211, 906.213) 03.09 - 215 CDI (906.111, 906.113, 906.211, 906.213) 06.06 - 216 CDI (906.111, 906.113, 906.211, 906.213) 03.09 - 218 CDI (906.111, 906.113, 906.211, 906.213) 06.06 - 219 CDI / BlueTEC (906.111, 906.113, 906.211, 906.213) 03.09 -			
19	Lenker, Radaufhängung / Track Control Arm Querlenker / Control Arm	(5) (75)	 36987 01
216 (906.113, 906.213) 09.08 - 224 (906.113, 906.213) 06.06 - 209 CDI (906.111, 906.113, 906.211, 906.213) 06.06 - 210 CDI (906.111, 906.113, 906.211, 906.213) 03.09 - 211 CDI (906.111, 906.113, 906.211, 906.213) 06.06 - 213 CDI (906.111, 906.113, 906.211, 906.213) 06.06 - 213 CDI (906.111, 906.113, 906.211, 906.213) 03.09 - 215 CDI (906.111, 906.113, 906.211, 906.213) 06.06 - 216 CDI (906.111, 906.113, 906.211, 906.213) 03.09 - 218 CDI (906.111, 906.113, 906.211, 906.213) 06.06 - 219 CDI / BlueTEC (906.111, 906.113, 906.211, 906.213) 03.09 -			
	Trag-/Führungsgelenk / Ball Joint	(12)	 33697 01 906 333 02 27
216 (906.113, 906.213) 09.08 - 224 (906.113, 906.213) 06.06 - 209 CDI (906.111, 906.113, 906.211, 906.213) 06.06 - 210 CDI (906.111, 906.113, 906.211, 906.213) 03.09 - 211 CDI (906.111, 906.113, 906.211, 906.213) 06.06 - 213 CDI (906.111, 906.113, 906.211, 906.213) 06.06 - 213 CDI (906.111, 906.113, 906.211, 906.213) 03.09 - 215 CDI (906.111, 906.113, 906.211, 906.213) 06.06 - 216 CDI (906.111, 906.113, 906.211, 906.213) 03.09 - 218 CDI (906.111, 906.113, 906.211, 906.213) 06.06 - 219 CDI / BlueTEC (906.111, 906.113, 906.211, 906.213) 03.09 -			



MERCEDES-BENZ

**SPRINTER 3-t Pritsche, Fahrgestell /
Flatbed, Chassis (906)**

06.06 -


	<p>Axialgelenk, Spurstange / Tie Rod Axle Joint Länge [mm] / Length [mm]:380 Gewindemaß 2 / Thread Measurement 2:M16x1,5 Gewindemaß 1 / Thread Measurement 1:M18x1,5 mit Zubehör / with accessories</p>	<p>(1) (69) (51) (50) (140)</p>	<p>31147 01 906 460 00 55</p> 
<p>216 (906.113, 906.213) 09.08 - 224 (906.113, 906.213) 06.06 - 209 CDI (906.111, 906.113, 906.211, 906.213) 06.06 - 210 CDI (906.111, 906.113, 906.211, 906.213) 03.09 - 211 CDI (906.111, 906.113, 906.211, 906.213) 06.06 - 213 CDI (906.111, 906.113, 906.211, 906.213) 06.06 - 213 CDI (906.111, 906.113, 906.211, 906.213) 03.09 - 215 CDI (906.111, 906.113, 906.211, 906.213) 06.06 - 216 CDI (906.111, 906.113, 906.211, 906.213) 03.09 - 218 CDI (906.111, 906.113, 906.211, 906.213) 06.06 - 219 CDI / BlueTEC (906.111, 906.113, 906.211, 906.213) 03.09 -</p>		<p>↔</p>	
	<p>Spurstangenkopf / Tie Rod End Innengewinde [mm] / Inner Thread [mm]:M16x1,5 mit Zubehör / with accessories</p>	<p>(10) (55) (140)</p>	<p>31148 01 906 460 00 48</p> 
<p>216 (906.113, 906.213) 09.08 - 224 (906.113, 906.213) 06.06 - 209 CDI (906.111, 906.113, 906.211, 906.213) 06.06 - 210 CDI (906.111, 906.113, 906.211, 906.213) 03.09 - 211 CDI (906.111, 906.113, 906.211, 906.213) 06.06 - 213 CDI (906.111, 906.113, 906.211, 906.213) 06.06 - 213 CDI (906.111, 906.113, 906.211, 906.213) 03.09 - 215 CDI (906.111, 906.113, 906.211, 906.213) 06.06 - 216 CDI (906.111, 906.113, 906.211, 906.213) 03.09 - 218 CDI (906.111, 906.113, 906.211, 906.213) 06.06 - 219 CDI / BlueTEC (906.111, 906.113, 906.211, 906.213) 03.09 -</p>		<p>↔</p>	
	<p>Faltenbalg, Lenkung / Bellow, steering Länge [mm] / Length [mm]:218 Innendurchmesser 1 [mm] / Inner Diameter 1 [mm]:16 Innendurchmesser 2 [mm] / Inner Diameter 2 [mm]:67</p>	<p>(2) (69) (52) (53)</p>	<p>33925 01 906 460 00 96</p> 
<p>216 (906.113, 906.213) 09.08 - 224 (906.113, 906.213) 06.06 - 209 CDI (906.111, 906.113, 906.211, 906.213) 06.06 - 210 CDI (906.111, 906.113, 906.211, 906.213) 03.09 - 211 CDI (906.111, 906.113, 906.211, 906.213) 06.06 - 213 CDI (906.111, 906.113, 906.211, 906.213) 06.06 - 213 CDI (906.111, 906.113, 906.211, 906.213) 03.09 - 215 CDI (906.111, 906.113, 906.211, 906.213) 06.06 - 216 CDI (906.111, 906.113, 906.211, 906.213) 03.09 - 218 CDI (906.111, 906.113, 906.211, 906.213) 06.06 - 219 CDI / BlueTEC (906.111, 906.113, 906.211, 906.213) 03.09 -</p>		<p>↔</p>	



MERCEDES-BENZ

SPRINTER 3,5-t Bus/Familial (906)

06.06 -




19	Lenker, Radaufhängung / Track Control Arm Querlenker / Control Arm	(5) (75)	 36986 01
316 (906.733, 906.735) 09.08 - 316 LGT 09.08 - 324 (906.733, 906.735) 06.06 - 316 NGT (906.733, 906.735) 09.08 - 310 CDI (906.731, 906.733, 906.735) 03.09 - 311 CDI (906.731, 906.733, 906.735) 06.06 - 311 CDI 4x4 (906.731, 906.733, 906.735) 02.08 - 313 CDI (906.731, 906.733, 906.735) 08.11 - 313 CDI 4x4 (906.731, 906.733, 906.735) 08.11 - 315 CDI (906.731, 906.733, 906.735) 06.06 - 315 CDI 4x4 (906.731, 906.733, 906.735) 02.08 - 316 CDI (906.731, 906.733, 906.735) 08.11 - 318 CDI (906.731, 906.733, 906.735) 02.08 - 318 CDI 4x4 (906.731, 906.733, 906.735) 02.08 - 316 CDI 4x4 (906.731, 906.733, 906.735) 08.11 - 319 CDI / BlueTEC (906.731, 906.733, 906.735) 03.09 - 319 CDI / BlueTEC 4x4 (906.731, 906.733, 906.735) 03.09 -			
19	Lenker, Radaufhängung / Track Control Arm Querlenker / Control Arm	(5) (75)	 36987 01
316 (906.733, 906.735) 09.08 - 316 LGT 09.08 - 324 (906.733, 906.735) 06.06 - 316 NGT (906.733, 906.735) 09.08 - 310 CDI (906.731, 906.733, 906.735) 03.09 - 311 CDI (906.731, 906.733, 906.735) 06.06 - 311 CDI 4x4 (906.731, 906.733, 906.735) 02.08 - 313 CDI (906.731, 906.733, 906.735) 08.11 - 313 CDI 4x4 (906.731, 906.733, 906.735) 08.11 - 315 CDI (906.731, 906.733, 906.735) 06.06 - 315 CDI 4x4 (906.731, 906.733, 906.735) 02.08 - 316 CDI (906.731, 906.733, 906.735) 08.11 - 318 CDI (906.731, 906.733, 906.735) 02.08 - 318 CDI 4x4 (906.731, 906.733, 906.735) 02.08 - 316 CDI 4x4 (906.731, 906.733, 906.735) 08.11 - 319 CDI / BlueTEC (906.731, 906.733, 906.735) 03.09 - 319 CDI / BlueTEC 4x4 (906.731, 906.733, 906.735) 03.09 -			
	Trag-/Führungsgelenk / Ball Joint	(12)	 33697 01 906 333 02 27
316 (906.733, 906.735) 09.08 - 316 LGT 09.08 - 324 (906.733, 906.735) 06.06 - 316 NGT (906.733, 906.735) 09.08 - 310 CDI (906.731, 906.733, 906.735) 03.09 - 311 CDI (906.731, 906.733, 906.735) 06.06 - 311 CDI 4x4 (906.731, 906.733, 906.735) 02.08 - 313 CDI (906.731, 906.733, 906.735) 08.11 - 313 CDI 4x4 (906.731, 906.733, 906.735) 08.11 - 315 CDI (906.731, 906.733, 906.735) 06.06 - 315 CDI 4x4 (906.731, 906.733, 906.735) 02.08 - 316 CDI (906.731, 906.733, 906.735) 08.11 - 318 CDI (906.731, 906.733, 906.735) 02.08 - 318 CDI 4x4 (906.731, 906.733, 906.735) 02.08 - 316 CDI 4x4 (906.731, 906.733, 906.735) 08.11 - 319 CDI / BlueTEC (906.731, 906.733, 906.735) 03.09 - 319 CDI / BlueTEC 4x4 (906.731, 906.733, 906.735) 03.09 -			



MERCEDES-BENZ

SPRINTER 3,5-t Bus/Familial (906)

06.06 -



	<p>Axialgelenk, Spurstange / Tie Rod Axle Joint Länge [mm] / Length [mm]:380 Gewindemaß 2 / Thread Measurement 2:M16x1,5 Gewindemaß 1 / Thread Measurement 1:M18x1,5 mit Zubehör / with accessories</p>	<p>(1) (69) (51) (50) (140)</p>	<p>31147 01 906 460 00 55</p> 
	<p>316 (906.733, 906.735) 09.08 - 316 LGT 09.08 - 324 (906.733, 906.735) 06.06 - 316 NGT (906.733, 906.735) 09.08 - 310 CDI (906.731, 906.733, 906.735) 03.09 - 311 CDI (906.731, 906.733, 906.735) 06.06 - 311 CDI 4x4 (906.731, 906.733, 906.735) 02.08 - 313 CDI (906.731, 906.733, 906.735) 08.11 - 313 CDI 4x4 (906.731, 906.733, 906.735) 08.11 - 315 CDI (906.731, 906.733, 906.735) 06.06 - 315 CDI 4x4 (906.731, 906.733, 906.735) 02.08 - 316 CDI (906.731, 906.733, 906.735) 08.11 - 318 CDI (906.731, 906.733, 906.735) 02.08 - 318 CDI 4x4 (906.731, 906.733, 906.735) 02.08 - 316 CDI 4x4 (906.731, 906.733, 906.735) 08.11 - 319 CDI / BlueTEC (906.731, 906.733, 906.735) 03.09 - 319 CDI / BlueTEC 4x4 (906.731, 906.733, 906.735) 03.09 -</p>		
	<p>Spurstangenkopf / Tie Rod End Innengewinde [mm] / Inner Thread [mm]:M16x1,5 mit Zubehör / with accessories</p>	<p>(10) (55) (140)</p>	<p>31148 01 906 460 00 48</p> 
	<p>316 (906.733, 906.735) 09.08 - 316 LGT 09.08 - 324 (906.733, 906.735) 06.06 - 316 NGT (906.733, 906.735) 09.08 - 310 CDI (906.731, 906.733, 906.735) 03.09 - 311 CDI (906.731, 906.733, 906.735) 06.06 - 311 CDI 4x4 (906.731, 906.733, 906.735) 02.08 - 313 CDI (906.731, 906.733, 906.735) 08.11 - 313 CDI 4x4 (906.731, 906.733, 906.735) 08.11 - 315 CDI (906.731, 906.733, 906.735) 06.06 - 315 CDI 4x4 (906.731, 906.733, 906.735) 02.08 - 316 CDI (906.731, 906.733, 906.735) 08.11 - 318 CDI (906.731, 906.733, 906.735) 02.08 - 318 CDI 4x4 (906.731, 906.733, 906.735) 02.08 - 316 CDI 4x4 (906.731, 906.733, 906.735) 08.11 - 319 CDI / BlueTEC (906.731, 906.733, 906.735) 03.09 - 319 CDI / BlueTEC 4x4 (906.731, 906.733, 906.735) 03.09 -</p>		
	<p>Faltenbalg, Lenkung / Bellow, steering Länge [mm] / Length [mm]:218 Innendurchmesser 1 [mm] / Inner Diameter 1 [mm]:16 Innendurchmesser 2 [mm] / Inner Diameter 2 [mm]:67</p>	<p>(2) (69) (52) (53)</p>	<p>33925 01 906 460 00 96</p> 
	<p>316 (906.733, 906.735) 09.08 - 316 LGT 09.08 - 324 (906.733, 906.735) 06.06 - 316 NGT (906.733, 906.735) 09.08 - 310 CDI (906.731, 906.733, 906.735) 03.09 - 311 CDI (906.731, 906.733, 906.735) 06.06 - 311 CDI 4x4 (906.731, 906.733, 906.735) 02.08 - 313 CDI (906.731, 906.733, 906.735) 08.11 - 313 CDI 4x4 (906.731, 906.733, 906.735) 08.11 - 315 CDI (906.731, 906.733, 906.735) 06.06 - 315 CDI 4x4 (906.731, 906.733, 906.735) 02.08 - 316 CDI (906.731, 906.733, 906.735) 08.11 - 318 CDI (906.731, 906.733, 906.735) 02.08 - 318 CDI 4x4 (906.731, 906.733, 906.735) 02.08 - 316 CDI 4x4 (906.731, 906.733, 906.735) 08.11 - 319 CDI / BlueTEC (906.731, 906.733, 906.735) 03.09 - 319 CDI / BlueTEC 4x4 (906.731, 906.733, 906.735) 03.09 -</p>		



MERCEDES-BENZ

SPRINTER 3,5-t Bus/Familial (906)

06.06 -







	<p>Stange/Strebe, Stabilisator / Rod/Strut, stabiliser Pendelstange / Suspension Rod Länge [mm] / Length [mm]:137 Rohr-Ø [mm] / Pipe Ø [mm]:10</p>	(11) (73) (69) (80)	<p>30665 01 906 320 17 89</p> 
	316 (906.733, 906.735) 09.08 - 316 LGT 09.08 - 324 (906.733, 906.735) 06.06 - 316 NGT (906.733, 906.735) 09.08 - 310 CDI (906.731, 906.733, 906.735) 03.09 - 311 CDI (906.731, 906.733, 906.735) 06.06 - 313 CDI (906.731, 906.733, 906.735) 08.11 - 315 CDI (906.731, 906.733, 906.735) 06.06 - 316 CDI (906.731, 906.733, 906.735) 08.11 - 318 CDI (906.731, 906.733, 906.735) 02.08 - 319 CDI / BlueTEC (906.731, 906.733, 906.735) 03.09 -		für Fahrzeuge mit Stabilisator / for vehicles with stabiliser für / for:Code 40 (112) ----- für Fahrzeuge mit verstärktem Stabilisator / for vehicles with reinforced stabiliser (117) für / for:Code 45 (102)
	<p>Stange/Strebe, Stabilisator / Rod/Strut, stabiliser Pendelstange / Suspension Rod</p>	(11) (73)	<p>30666 01 906 320 18 89</p> 
	316 (906.733, 906.735) 09.08 - 316 LGT 09.08 - 324 (906.733, 906.735) 06.06 - 316 NGT (906.733, 906.735) 09.08 - 310 CDI (906.731, 906.733, 906.735) 03.09 - 311 CDI (906.731, 906.733, 906.735) 06.06 - 313 CDI (906.731, 906.733, 906.735) 08.11 - 315 CDI (906.731, 906.733, 906.735) 06.06 - 316 CDI (906.731, 906.733, 906.735) 08.11 - 318 CDI (906.731, 906.733, 906.735) 02.08 - 319 CDI / BlueTEC (906.731, 906.733, 906.735) 03.09 -		für Fahrzeuge mit Stabilisator / for vehicles with stabiliser für / for:Code 40 (112) ----- für Fahrzeuge mit verstärktem Stabilisator / for vehicles with reinforced stabiliser (117) für / for:Code 45 (102)
	<p>Stange/Strebe, Stabilisator / Rod/Strut, stabiliser Pendelstange / Suspension Rod Artikelnummer des empfohlenen Zubehörs / Article number of recommended accessories:37470 01</p>	(11) (73) (26)	<p>37392 01 906 320 13 89</p> 
	316 (906.733, 906.735) 09.08 - 316 LGT 09.08 - 324 (906.733, 906.735) 06.06 - 316 NGT (906.733, 906.735) 09.08 - 310 CDI (906.731, 906.733, 906.735) 03.09 - 311 CDI (906.731, 906.733, 906.735) 06.06 - 311 CDI 4x4 (906.731, 906.733, 906.735) 02.08 - 313 CDI (906.731, 906.733, 906.735) 08.11 - 313 CDI 4x4 (906.731, 906.733, 906.735) 08.11 - 315 CDI (906.731, 906.733, 906.735) 06.06 - 315 CDI 4x4 (906.731, 906.733, 906.735) 02.08 - 316 CDI (906.731, 906.733, 906.735) 08.11 - 318 CDI (906.731, 906.733, 906.735) 02.08 - 318 CDI 4x4 (906.731, 906.733, 906.735) 02.08 - 316 CDI 4x4 (906.731, 906.733, 906.735) 08.11 - 319 CDI / BlueTEC (906.731, 906.733, 906.735) 03.09 - 319 CDI / BlueTEC 4x4 (906.731, 906.733, 906.735) 03.09 -		



MERCEDES-BENZ

SPRINTER 3,5-t
Kasten/Box/Furgón/Van (906)


06.06 -

 19	<p>Lenker, Radaufhängung / Track Control Arm Querlenker / Control Arm</p>	<p>(5) (75)</p> 	<p>36986 01</p> 
<p>316 (906.663, 906.635) 09.08 - 316 LGT (906.633, 906.635) 09.08 - 316 NGT (906.633, 906.635), Benzin/Erdgas (CNG) 09.08 - 316 NGT (906.633, 906.635), Erdgas 09.08 - 324 (906.633, 906.635, 906.637) 06.06 - 309 CDI (906.631, 906.633, 906.635, 906.637) 06.06 - 310 CDI (906.631, 906.633, 906.635, 906.637) 03.09 - 311 CDI (906.631, 906.633, 906.635, 906.637) 06.06 - 311 CDI 4x4 (906.631, 906.633, 906.635, 906.637) 02.08 - 313 CDI (906.631, 906.633, 906.635, 906.637) 06.06 - 313 CDI (906.631, 906.633, 906.635, 906.637) 05.09 - 313 CDI 4x4 (906.631, 906.633, 906.635, 906.637) 05.09 - 315 CDI (906.631, 906.633, 906.635, 906.637) 06.06 - 315 CDI 4x4 (906.631, 906.633, 906.635, 906.637) 02.08 - 316 CDI (906.631, 906.633, 906.635, 906.637) 03.09 - 316 CDI 4x4 (906.631, 906.633, 906.635, 906.637) 03.09 - 318 CDI (906.631, 906.633, 906.635, 906.637) 06.06 - 318 CDI 4x4 (906.631, 906.633, 906.635, 906.637) 02.08 - 319 CDI / BlueTEC (906.631, 906.633, 906.635, 906.637) 03.09 - 319 CDI / BlueTEC 4x4 (906.631, 906.633, 906.635, 906.637) 03.09 -</p>			
 19	<p>Lenker, Radaufhängung / Track Control Arm Querlenker / Control Arm</p>	<p>(5) (75)</p> 	<p>36987 01</p> 
<p>316 (906.663, 906.635) 09.08 - 316 LGT (906.633, 906.635) 09.08 - 316 NGT (906.633, 906.635), Benzin/Erdgas (CNG) 09.08 - 316 NGT (906.633, 906.635), Erdgas 09.08 - 324 (906.633, 906.635, 906.637) 06.06 - 309 CDI (906.631, 906.633, 906.635, 906.637) 06.06 - 310 CDI (906.631, 906.633, 906.635, 906.637) 03.09 - 311 CDI (906.631, 906.633, 906.635, 906.637) 06.06 - 311 CDI 4x4 (906.631, 906.633, 906.635, 906.637) 02.08 - 313 CDI (906.631, 906.633, 906.635, 906.637) 06.06 - 313 CDI (906.631, 906.633, 906.635, 906.637) 05.09 - 313 CDI 4x4 (906.631, 906.633, 906.635, 906.637) 05.09 - 315 CDI (906.631, 906.633, 906.635, 906.637) 06.06 - 315 CDI 4x4 (906.631, 906.633, 906.635, 906.637) 02.08 - 316 CDI (906.631, 906.633, 906.635, 906.637) 03.09 - 316 CDI 4x4 (906.631, 906.633, 906.635, 906.637) 03.09 - 318 CDI (906.631, 906.633, 906.635, 906.637) 06.06 - 318 CDI 4x4 (906.631, 906.633, 906.635, 906.637) 02.08 - 319 CDI / BlueTEC (906.631, 906.633, 906.635, 906.637) 03.09 - 319 CDI / BlueTEC 4x4 (906.631, 906.633, 906.635, 906.637) 03.09 -</p>			



MERCEDES-BENZ

**SPRINTER 3,5-t 06.06 -
Kasten/Box/Furgón/Van (906)**

	<p>Spurstangenkopf / Tie Rod End Innengewinde [mm] / Inner Thread [mm]:M16x1,5 mit Zubehör / with accessories</p>	<p>(10) (55) (140)</p>	<p>31148 01 906 460 00 48</p> 
<p>316 (906.663, 906.635) 09.08 - 316 LGT (906.633, 906.635) 09.08 - 316 NGT (906.633, 906.635), Benzin/Erdgas (CNG) 09.08 - 316 NGT (906.633, 906.635), Erdgas 09.08 - 324 (906.633, 906.635, 906.637) 06.06 - 309 CDI (906.631, 906.633, 906.635, 906.637) 06.06 - 310 CDI (906.631, 906.633, 906.635, 906.637) 03.09 - 311 CDI (906.631, 906.633, 906.635, 906.637) 06.06 - 311 CDI 4x4 (906.631, 906.633, 906.635, 906.637) 02.08 - 313 CDI (906.631, 906.633, 906.635, 906.637) 06.06 - 313 CDI (906.631, 906.633, 906.635, 906.637) 05.09 - 313 CDI 4x4 (906.631, 906.633, 906.635, 906.637) 05.09 - 315 CDI (906.631, 906.633, 906.635, 906.637) 06.06 - 315 CDI 4x4 (906.631, 906.633, 906.635, 906.637) 02.08 - 316 CDI (906.631, 906.633, 906.635, 906.637) 03.09 - 316 CDI 4x4 (906.631, 906.633, 906.635, 906.637) 03.09 - 318 CDI (906.631, 906.633, 906.635, 906.637) 06.06 - 318 CDI 4x4 (906.631, 906.633, 906.635, 906.637) 02.08 - 319 CDI / BlueTEC (906.631, 906.633, 906.635, 906.637) 03.09 - 319 CDI / BlueTEC 4x4 (906.631, 906.633, 906.635, 906.637) 03.09 -</p>		<p>↔</p>	
	<p>Faltenbalg, Lenkung / Bellow, steering Länge [mm] / Length [mm]:218 Innendurchmesser 1 [mm] / Inner Diameter 1 [mm]:16 Innendurchmesser 2 [mm] / Inner Diameter 2 [mm]:67</p>	<p>(2) (69) (52) (53)</p>	<p>33925 01 906 460 00 96</p> 
<p>316 (906.663, 906.635) 09.08 - 316 LGT (906.633, 906.635) 09.08 - 316 NGT (906.633, 906.635), Benzin/Erdgas (CNG) 09.08 - 316 NGT (906.633, 906.635), Erdgas 09.08 - 324 (906.633, 906.635, 906.637) 06.06 - 309 CDI (906.631, 906.633, 906.635, 906.637) 06.06 - 310 CDI (906.631, 906.633, 906.635, 906.637) 03.09 - 311 CDI (906.631, 906.633, 906.635, 906.637) 06.06 - 311 CDI 4x4 (906.631, 906.633, 906.635, 906.637) 02.08 - 313 CDI (906.631, 906.633, 906.635, 906.637) 06.06 - 313 CDI (906.631, 906.633, 906.635, 906.637) 05.09 - 313 CDI 4x4 (906.631, 906.633, 906.635, 906.637) 05.09 - 315 CDI (906.631, 906.633, 906.635, 906.637) 06.06 - 315 CDI 4x4 (906.631, 906.633, 906.635, 906.637) 02.08 - 316 CDI (906.631, 906.633, 906.635, 906.637) 03.09 - 316 CDI 4x4 (906.631, 906.633, 906.635, 906.637) 03.09 - 318 CDI (906.631, 906.633, 906.635, 906.637) 06.06 - 318 CDI 4x4 (906.631, 906.633, 906.635, 906.637) 02.08 - 319 CDI / BlueTEC (906.631, 906.633, 906.635, 906.637) 03.09 - 319 CDI / BlueTEC 4x4 (906.631, 906.633, 906.635, 906.637) 03.09 -</p>		<p>↔</p>	





MERCEDES-BENZ

SPRINTER 3,5-t

06.06 -



Kasten/Box/Furgón/Van (906)

	<p>Stange/Strebe, Stabilisator / Rod/Strut, stabiliser Pendelstange / Suspension Rod Länge [mm] / Length [mm]:137 Rohr-Ø [mm] / Pipe Ø [mm]:10</p>	(11) (73) (69) (80)	<p>30665 01 906 320 17 89</p> 
	316 (906.663, 906.635) 09.08 - 316 LGT (906.633, 906.635) 09.08 - 316 NGT (906.633, 906.635), Benzin/Erdgas (CNG) 09.08 - 316 NGT (906.633, 906.635), Erdgas 09.08 - 324 (906.633, 906.635, 906.637) 06.06 - 309 CDI (906.631, 906.633, 906.635, 906.637) 06.06 - 310 CDI (906.631, 906.633, 906.635, 906.637) 03.09 - 311 CDI (906.631, 906.633, 906.635, 906.637) 06.06 - 313 CDI (906.631, 906.633, 906.635, 906.637) 06.06 - 313 CDI (906.631, 906.633, 906.635, 906.637) 05.09 - 315 CDI (906.631, 906.633, 906.635, 906.637) 06.06 - 316 CDI (906.631, 906.633, 906.635, 906.637) 03.09 - 318 CDI (906.631, 906.633, 906.635, 906.637) 06.06 - 319 CDI / BlueTEC (906.631, 906.633, 906.635, 906.637) 03.09 - 319 CDI / BlueTEC 4x4 (906.631, 906.633, 906.635, 906.637) 03.09 -		für Fahrzeuge mit Stabilisator / for vehicles with stabiliser für / for:Code 40 (112) ----- für Fahrzeuge mit verstärktem Stabilisator / for vehicles with reinforced stabiliser (117) für / for:Code 45 (102)
	<p>Stange/Strebe, Stabilisator / Rod/Strut, stabiliser Pendelstange / Suspension Rod</p>	(11) (73)	<p>30666 01 906 320 18 89</p> 
	316 (906.663, 906.635) 09.08 - 316 LGT (906.633, 906.635) 09.08 - 316 NGT (906.633, 906.635), Benzin/Erdgas (CNG) 09.08 - 316 NGT (906.633, 906.635), Erdgas 09.08 - 324 (906.633, 906.635, 906.637) 06.06 - 309 CDI (906.631, 906.633, 906.635, 906.637) 06.06 - 310 CDI (906.631, 906.633, 906.635, 906.637) 03.09 - 311 CDI (906.631, 906.633, 906.635, 906.637) 06.06 - 313 CDI (906.631, 906.633, 906.635, 906.637) 06.06 - 313 CDI (906.631, 906.633, 906.635, 906.637) 05.09 - 315 CDI (906.631, 906.633, 906.635, 906.637) 06.06 - 316 CDI (906.631, 906.633, 906.635, 906.637) 03.09 - 318 CDI (906.631, 906.633, 906.635, 906.637) 06.06 - 319 CDI / BlueTEC (906.631, 906.633, 906.635, 906.637) 03.09 - 319 CDI / BlueTEC 4x4 (906.631, 906.633, 906.635, 906.637) 03.09 -		für Fahrzeuge mit Stabilisator / for vehicles with stabiliser für / for:Code 40 (112) ----- für Fahrzeuge mit verstärktem Stabilisator / for vehicles with reinforced stabiliser (117) für / for:Code 45 (102)



MERCEDES-BENZ

SPRINTER 3,5-t 06.06 -
Kasten/Box/Furgón/Van (906)

	<p>Stange/Strebe, Stabilisator / Rod/Strut, stabiliser Pendelstange / Suspension Rod Artikelnummer des empfohlenen Zubehörs / Article number of recommended accessories:37470 01</p>	<p>(11) (73) (26)</p>	<p>37392 01 906 320 13 89</p> 																																								
<table border="0"> <tr><td>316 (906.663, 906.635)</td><td>09.08 -</td></tr> <tr><td>316 LGT (906.633, 906.635)</td><td>09.08 -</td></tr> <tr><td>316 NGT (906.633, 906.635), Benzin/Erdgas (CNG)</td><td>09.08 -</td></tr> <tr><td>316 NGT (906.633, 906.635), Erdgas</td><td>09.08 -</td></tr> <tr><td>324 (906.633, 906.635, 906.637)</td><td>06.06 -</td></tr> <tr><td>309 CDI (906.631, 906.633, 906.635, 906.637)</td><td>06.06 -</td></tr> <tr><td>310 CDI (906.631, 906.633, 906.635, 906.637)</td><td>03.09 -</td></tr> <tr><td>311 CDI (906.631, 906.633, 906.635, 906.637)</td><td>06.06 -</td></tr> <tr><td>311 CDI 4x4 (906.631, 906.633, 906.635, 906.637)</td><td>02.08 -</td></tr> <tr><td>313 CDI (906.631, 906.633, 906.635, 906.637)</td><td>06.06 -</td></tr> <tr><td>313 CDI (906.631, 906.633, 906.635, 906.637)</td><td>05.09 -</td></tr> <tr><td>313 CDI 4x4 (906.631, 906.633, 906.635, 906.637)</td><td>05.09 -</td></tr> <tr><td>315 CDI (906.631, 906.633, 906.635, 906.637)</td><td>06.06 -</td></tr> <tr><td>315 CDI 4x4 (906.631, 906.633, 906.635, 906.637)</td><td>02.08 -</td></tr> <tr><td>316 CDI (906.631, 906.633, 906.635, 906.637)</td><td>03.09 -</td></tr> <tr><td>316 CDI 4x4 (906.631, 906.633, 906.635, 906.637)</td><td>03.09 -</td></tr> <tr><td>318 CDI (906.631, 906.633, 906.635, 906.637)</td><td>06.06 -</td></tr> <tr><td>318 CDI 4x4 (906.631, 906.633, 906.635, 906.637)</td><td>02.08 -</td></tr> <tr><td>319 CDI / BlueTEC (906.631, 906.633, 906.635, 906.637)</td><td>03.09 -</td></tr> <tr><td>319 CDI / BlueTEC 4x4 (906.631, 906.633, 906.635, 906.637)</td><td>03.09 -</td></tr> </table>				316 (906.663, 906.635)	09.08 -	316 LGT (906.633, 906.635)	09.08 -	316 NGT (906.633, 906.635), Benzin/Erdgas (CNG)	09.08 -	316 NGT (906.633, 906.635), Erdgas	09.08 -	324 (906.633, 906.635, 906.637)	06.06 -	309 CDI (906.631, 906.633, 906.635, 906.637)	06.06 -	310 CDI (906.631, 906.633, 906.635, 906.637)	03.09 -	311 CDI (906.631, 906.633, 906.635, 906.637)	06.06 -	311 CDI 4x4 (906.631, 906.633, 906.635, 906.637)	02.08 -	313 CDI (906.631, 906.633, 906.635, 906.637)	06.06 -	313 CDI (906.631, 906.633, 906.635, 906.637)	05.09 -	313 CDI 4x4 (906.631, 906.633, 906.635, 906.637)	05.09 -	315 CDI (906.631, 906.633, 906.635, 906.637)	06.06 -	315 CDI 4x4 (906.631, 906.633, 906.635, 906.637)	02.08 -	316 CDI (906.631, 906.633, 906.635, 906.637)	03.09 -	316 CDI 4x4 (906.631, 906.633, 906.635, 906.637)	03.09 -	318 CDI (906.631, 906.633, 906.635, 906.637)	06.06 -	318 CDI 4x4 (906.631, 906.633, 906.635, 906.637)	02.08 -	319 CDI / BlueTEC (906.631, 906.633, 906.635, 906.637)	03.09 -	319 CDI / BlueTEC 4x4 (906.631, 906.633, 906.635, 906.637)	03.09 -
316 (906.663, 906.635)	09.08 -																																										
316 LGT (906.633, 906.635)	09.08 -																																										
316 NGT (906.633, 906.635), Benzin/Erdgas (CNG)	09.08 -																																										
316 NGT (906.633, 906.635), Erdgas	09.08 -																																										
324 (906.633, 906.635, 906.637)	06.06 -																																										
309 CDI (906.631, 906.633, 906.635, 906.637)	06.06 -																																										
310 CDI (906.631, 906.633, 906.635, 906.637)	03.09 -																																										
311 CDI (906.631, 906.633, 906.635, 906.637)	06.06 -																																										
311 CDI 4x4 (906.631, 906.633, 906.635, 906.637)	02.08 -																																										
313 CDI (906.631, 906.633, 906.635, 906.637)	06.06 -																																										
313 CDI (906.631, 906.633, 906.635, 906.637)	05.09 -																																										
313 CDI 4x4 (906.631, 906.633, 906.635, 906.637)	05.09 -																																										
315 CDI (906.631, 906.633, 906.635, 906.637)	06.06 -																																										
315 CDI 4x4 (906.631, 906.633, 906.635, 906.637)	02.08 -																																										
316 CDI (906.631, 906.633, 906.635, 906.637)	03.09 -																																										
316 CDI 4x4 (906.631, 906.633, 906.635, 906.637)	03.09 -																																										
318 CDI (906.631, 906.633, 906.635, 906.637)	06.06 -																																										
318 CDI 4x4 (906.631, 906.633, 906.635, 906.637)	02.08 -																																										
319 CDI / BlueTEC (906.631, 906.633, 906.635, 906.637)	03.09 -																																										
319 CDI / BlueTEC 4x4 (906.631, 906.633, 906.635, 906.637)	03.09 -																																										



MERCEDES-BENZ

**SPRINTER 3,5-t Pritsche, Fahrgestell /
Flatbed, Chassis (906)**

06.06 -

19	<p>Lenker, Radaufhängung / Track Control Arm Querlenker / Control Arm</p>	<p>(5) (75)</p>	<p>36986 01</p> 																																								
<table border="0"> <tr> <td>316 (906.133, 906.135, 906.233, 906.235)</td> <td>09.08 -</td> </tr> <tr> <td>316 LGT (906.133, 906.135, 906.233, 906.235)</td> <td>09.08 -</td> </tr> <tr> <td>316 NGT (906.133, 906.135, 906.233, 906.235), Benzin/Erdgas (CNG)</td> <td>09.08 -</td> </tr> <tr> <td>316 NGT (906.133, 906.135, 906.233, 906.235), Erdgas</td> <td>09.08 -</td> </tr> <tr> <td>324 (906.133, 906.135, 906.233, 906.235)</td> <td>06.06 -</td> </tr> <tr> <td>309 CDI (906.131, 906.133, 906.135, 906.231, 906.233...)</td> <td>06.06 -</td> </tr> <tr> <td>310 CDI (906.131, 906.133, 906.135, 906.231, 906.233...)</td> <td>03.09 -</td> </tr> <tr> <td>311 CDI (906.131, 906.133, 906.135, 906.231, 906.233...)</td> <td>06.06 -</td> </tr> <tr> <td>311 CDI 4x4 (906.131, 906.133, 906.135, 906.231...)</td> <td>02.08 -</td> </tr> <tr> <td>311 CDI</td> <td>06.11 -</td> </tr> <tr> <td>313 CDI (906.131, 906.133, 906.135, 906.231, 906.233...)</td> <td>06.06 -</td> </tr> <tr> <td>313 CDI 4x4 (906.131, 906.133, 906.135, 906.231...)</td> <td>06.06 -</td> </tr> <tr> <td>315 CDI (906.131, 906.133, 906.135, 906.231, 906.233...)</td> <td>06.06 -</td> </tr> <tr> <td>315 CDI 4x4 (906.131, 906.133, 906.135, 906.231...)</td> <td>02.08 -</td> </tr> <tr> <td>316 CDI (906.131, 906.133, 906.135, 906.231, 906.233...)</td> <td>03.09 -</td> </tr> <tr> <td>316 CDI 4x4 (906.131, 906.133, 906.135, 906.231...)</td> <td>03.09 -</td> </tr> <tr> <td>318 CDI (906.131, 906.133, 906.135, 906.231, 906.233...)</td> <td>06.06 -</td> </tr> <tr> <td>318 CDI 4x4 (906.131, 906.133, 906.135, 906.231...)</td> <td>02.08 -</td> </tr> <tr> <td>319 CDI / BlueTEC (906.131, 906.133, 906.135, 906.231...)</td> <td>03.09 -</td> </tr> <tr> <td>319 CDI / BlueTEC 4x4 (906.131, 906.133, 906.135...)</td> <td>05.11 -</td> </tr> </table>				316 (906.133, 906.135, 906.233, 906.235)	09.08 -	316 LGT (906.133, 906.135, 906.233, 906.235)	09.08 -	316 NGT (906.133, 906.135, 906.233, 906.235), Benzin/Erdgas (CNG)	09.08 -	316 NGT (906.133, 906.135, 906.233, 906.235), Erdgas	09.08 -	324 (906.133, 906.135, 906.233, 906.235)	06.06 -	309 CDI (906.131, 906.133, 906.135, 906.231, 906.233...)	06.06 -	310 CDI (906.131, 906.133, 906.135, 906.231, 906.233...)	03.09 -	311 CDI (906.131, 906.133, 906.135, 906.231, 906.233...)	06.06 -	311 CDI 4x4 (906.131, 906.133, 906.135, 906.231...)	02.08 -	311 CDI	06.11 -	313 CDI (906.131, 906.133, 906.135, 906.231, 906.233...)	06.06 -	313 CDI 4x4 (906.131, 906.133, 906.135, 906.231...)	06.06 -	315 CDI (906.131, 906.133, 906.135, 906.231, 906.233...)	06.06 -	315 CDI 4x4 (906.131, 906.133, 906.135, 906.231...)	02.08 -	316 CDI (906.131, 906.133, 906.135, 906.231, 906.233...)	03.09 -	316 CDI 4x4 (906.131, 906.133, 906.135, 906.231...)	03.09 -	318 CDI (906.131, 906.133, 906.135, 906.231, 906.233...)	06.06 -	318 CDI 4x4 (906.131, 906.133, 906.135, 906.231...)	02.08 -	319 CDI / BlueTEC (906.131, 906.133, 906.135, 906.231...)	03.09 -	319 CDI / BlueTEC 4x4 (906.131, 906.133, 906.135...)	05.11 -
316 (906.133, 906.135, 906.233, 906.235)	09.08 -																																										
316 LGT (906.133, 906.135, 906.233, 906.235)	09.08 -																																										
316 NGT (906.133, 906.135, 906.233, 906.235), Benzin/Erdgas (CNG)	09.08 -																																										
316 NGT (906.133, 906.135, 906.233, 906.235), Erdgas	09.08 -																																										
324 (906.133, 906.135, 906.233, 906.235)	06.06 -																																										
309 CDI (906.131, 906.133, 906.135, 906.231, 906.233...)	06.06 -																																										
310 CDI (906.131, 906.133, 906.135, 906.231, 906.233...)	03.09 -																																										
311 CDI (906.131, 906.133, 906.135, 906.231, 906.233...)	06.06 -																																										
311 CDI 4x4 (906.131, 906.133, 906.135, 906.231...)	02.08 -																																										
311 CDI	06.11 -																																										
313 CDI (906.131, 906.133, 906.135, 906.231, 906.233...)	06.06 -																																										
313 CDI 4x4 (906.131, 906.133, 906.135, 906.231...)	06.06 -																																										
315 CDI (906.131, 906.133, 906.135, 906.231, 906.233...)	06.06 -																																										
315 CDI 4x4 (906.131, 906.133, 906.135, 906.231...)	02.08 -																																										
316 CDI (906.131, 906.133, 906.135, 906.231, 906.233...)	03.09 -																																										
316 CDI 4x4 (906.131, 906.133, 906.135, 906.231...)	03.09 -																																										
318 CDI (906.131, 906.133, 906.135, 906.231, 906.233...)	06.06 -																																										
318 CDI 4x4 (906.131, 906.133, 906.135, 906.231...)	02.08 -																																										
319 CDI / BlueTEC (906.131, 906.133, 906.135, 906.231...)	03.09 -																																										
319 CDI / BlueTEC 4x4 (906.131, 906.133, 906.135...)	05.11 -																																										
19	<p>Lenker, Radaufhängung / Track Control Arm Querlenker / Control Arm</p>	<p>(5) (75)</p>	<p>36987 01</p> 																																								
<table border="0"> <tr> <td>316 (906.133, 906.135, 906.233, 906.235)</td> <td>09.08 -</td> </tr> <tr> <td>316 LGT (906.133, 906.135, 906.233, 906.235)</td> <td>09.08 -</td> </tr> <tr> <td>316 NGT (906.133, 906.135, 906.233, 906.235), Benzin/Erdgas (CNG)</td> <td>09.08 -</td> </tr> <tr> <td>316 NGT (906.133, 906.135, 906.233, 906.235), Erdgas</td> <td>09.08 -</td> </tr> <tr> <td>324 (906.133, 906.135, 906.233, 906.235)</td> <td>06.06 -</td> </tr> <tr> <td>309 CDI (906.131, 906.133, 906.135, 906.231, 906.233...)</td> <td>06.06 -</td> </tr> <tr> <td>310 CDI (906.131, 906.133, 906.135, 906.231, 906.233...)</td> <td>03.09 -</td> </tr> <tr> <td>311 CDI (906.131, 906.133, 906.135, 906.231, 906.233...)</td> <td>06.06 -</td> </tr> <tr> <td>311 CDI 4x4 (906.131, 906.133, 906.135, 906.231...)</td> <td>02.08 -</td> </tr> <tr> <td>311 CDI</td> <td>06.11 -</td> </tr> <tr> <td>313 CDI (906.131, 906.133, 906.135, 906.231, 906.233...)</td> <td>06.06 -</td> </tr> <tr> <td>313 CDI 4x4 (906.131, 906.133, 906.135, 906.231...)</td> <td>06.06 -</td> </tr> <tr> <td>315 CDI (906.131, 906.133, 906.135, 906.231, 906.233...)</td> <td>06.06 -</td> </tr> <tr> <td>315 CDI 4x4 (906.131, 906.133, 906.135, 906.231...)</td> <td>02.08 -</td> </tr> <tr> <td>316 CDI (906.131, 906.133, 906.135, 906.231, 906.233...)</td> <td>03.09 -</td> </tr> <tr> <td>316 CDI 4x4 (906.131, 906.133, 906.135, 906.231...)</td> <td>03.09 -</td> </tr> <tr> <td>318 CDI (906.131, 906.133, 906.135, 906.231, 906.233...)</td> <td>06.06 -</td> </tr> <tr> <td>318 CDI 4x4 (906.131, 906.133, 906.135, 906.231...)</td> <td>02.08 -</td> </tr> <tr> <td>319 CDI / BlueTEC (906.131, 906.133, 906.135, 906.231...)</td> <td>03.09 -</td> </tr> <tr> <td>319 CDI / BlueTEC 4x4 (906.131, 906.133, 906.135...)</td> <td>05.11 -</td> </tr> </table>				316 (906.133, 906.135, 906.233, 906.235)	09.08 -	316 LGT (906.133, 906.135, 906.233, 906.235)	09.08 -	316 NGT (906.133, 906.135, 906.233, 906.235), Benzin/Erdgas (CNG)	09.08 -	316 NGT (906.133, 906.135, 906.233, 906.235), Erdgas	09.08 -	324 (906.133, 906.135, 906.233, 906.235)	06.06 -	309 CDI (906.131, 906.133, 906.135, 906.231, 906.233...)	06.06 -	310 CDI (906.131, 906.133, 906.135, 906.231, 906.233...)	03.09 -	311 CDI (906.131, 906.133, 906.135, 906.231, 906.233...)	06.06 -	311 CDI 4x4 (906.131, 906.133, 906.135, 906.231...)	02.08 -	311 CDI	06.11 -	313 CDI (906.131, 906.133, 906.135, 906.231, 906.233...)	06.06 -	313 CDI 4x4 (906.131, 906.133, 906.135, 906.231...)	06.06 -	315 CDI (906.131, 906.133, 906.135, 906.231, 906.233...)	06.06 -	315 CDI 4x4 (906.131, 906.133, 906.135, 906.231...)	02.08 -	316 CDI (906.131, 906.133, 906.135, 906.231, 906.233...)	03.09 -	316 CDI 4x4 (906.131, 906.133, 906.135, 906.231...)	03.09 -	318 CDI (906.131, 906.133, 906.135, 906.231, 906.233...)	06.06 -	318 CDI 4x4 (906.131, 906.133, 906.135, 906.231...)	02.08 -	319 CDI / BlueTEC (906.131, 906.133, 906.135, 906.231...)	03.09 -	319 CDI / BlueTEC 4x4 (906.131, 906.133, 906.135...)	05.11 -
316 (906.133, 906.135, 906.233, 906.235)	09.08 -																																										
316 LGT (906.133, 906.135, 906.233, 906.235)	09.08 -																																										
316 NGT (906.133, 906.135, 906.233, 906.235), Benzin/Erdgas (CNG)	09.08 -																																										
316 NGT (906.133, 906.135, 906.233, 906.235), Erdgas	09.08 -																																										
324 (906.133, 906.135, 906.233, 906.235)	06.06 -																																										
309 CDI (906.131, 906.133, 906.135, 906.231, 906.233...)	06.06 -																																										
310 CDI (906.131, 906.133, 906.135, 906.231, 906.233...)	03.09 -																																										
311 CDI (906.131, 906.133, 906.135, 906.231, 906.233...)	06.06 -																																										
311 CDI 4x4 (906.131, 906.133, 906.135, 906.231...)	02.08 -																																										
311 CDI	06.11 -																																										
313 CDI (906.131, 906.133, 906.135, 906.231, 906.233...)	06.06 -																																										
313 CDI 4x4 (906.131, 906.133, 906.135, 906.231...)	06.06 -																																										
315 CDI (906.131, 906.133, 906.135, 906.231, 906.233...)	06.06 -																																										
315 CDI 4x4 (906.131, 906.133, 906.135, 906.231...)	02.08 -																																										
316 CDI (906.131, 906.133, 906.135, 906.231, 906.233...)	03.09 -																																										
316 CDI 4x4 (906.131, 906.133, 906.135, 906.231...)	03.09 -																																										
318 CDI (906.131, 906.133, 906.135, 906.231, 906.233...)	06.06 -																																										
318 CDI 4x4 (906.131, 906.133, 906.135, 906.231...)	02.08 -																																										
319 CDI / BlueTEC (906.131, 906.133, 906.135, 906.231...)	03.09 -																																										
319 CDI / BlueTEC 4x4 (906.131, 906.133, 906.135...)	05.11 -																																										

Pos





Ref.



MERCEDES-BENZ

SPRINTER 3,5-t Pritsche, Fahrgestell / 06.06 - Flatbed, Chassis (906)



	<p>Trag-/Führungsgelenk / Ball Joint</p>	<p>(12)</p>	<p>33697 01 906 333 02 27</p> 
<p>316 (906.133, 906.135, 906.233, 906.235) 09.08 - 316 LGT (906.133, 906.135, 906.233, 906.235) 09.08 - 316 NGT (906.133, 906.135, 906.233, 906.235), 09.08 - Benzin/Erdgas (CNG) 316 NGT (906.133, 906.135, 906.233, 906.235), Erdgas 09.08 - 324 (906.133, 906.135, 906.233, 906.235) 06.06 - 309 CDI (906.131, 906.133, 906.135, 906.231, 06.06 - 906.233...) 310 CDI (906.131, 906.133, 906.135, 906.231, 03.09 - 906.233...) 311 CDI (906.131, 906.133, 906.135, 906.231, 06.06 - 906.233...) 311 CDI 4x4 (906.131, 906.133, 906.135, 906.231...) 02.08 - 311 CDI 06.11 - 313 CDI (906.131, 906.133, 906.135, 906.231, 06.06 - 906.233...) 313 CDI 4x4 (906.131, 906.133, 906.135, 906.231...) 06.06 - 315 CDI (906.131, 906.133, 906.135, 906.231, 06.06 - 906.233...) 315 CDI 4x4 (906.131, 906.133, 906.135, 906.231...) 02.08 - 316 CDI (906.131, 906.133, 906.135, 906.231, 03.09 - 906.233...) 316 CDI 4x4 (906.131, 906.133, 906.135, 906.231...) 03.09 - 318 CDI (906.131, 906.133, 906.135, 906.231, 06.06 - 906.233...) 318 CDI 4x4 (906.131, 906.133, 906.135, 906.231...) 02.08 - 319 CDI / BlueTEC (906.131, 906.133, 906.135, 03.09 - 906.231...) 319 CDI / BlueTEC 4x4 (906.131, 906.133, 906.135...) 05.11 -</p>			
	<p>Axialgelenk, Spurstange / Tie Rod Axle Joint Länge [mm] / Length [mm]:380 Gewindemaß 2 / Thread Measurement 2:M16x1,5 Gewindemaß 1 / Thread Measurement 1:M18x1,5 mit Zubehör / with accessories</p>	<p>(1) (69) (51) (50) (140)</p>	<p>31147 01 906 460 00 55</p> 
<p>316 (906.133, 906.135, 906.233, 906.235) 09.08 - 316 LGT (906.133, 906.135, 906.233, 906.235) 09.08 - 316 NGT (906.133, 906.135, 906.233, 906.235), 09.08 - Benzin/Erdgas (CNG) 316 NGT (906.133, 906.135, 906.233, 906.235), Erdgas 09.08 - 324 (906.133, 906.135, 906.233, 906.235) 06.06 - 309 CDI (906.131, 906.133, 906.135, 906.231, 06.06 - 906.233...) 310 CDI (906.131, 906.133, 906.135, 906.231, 03.09 - 906.233...) 311 CDI (906.131, 906.133, 906.135, 906.231, 06.06 - 906.233...) 311 CDI 4x4 (906.131, 906.133, 906.135, 906.231...) 02.08 - 311 CDI 06.11 - 313 CDI (906.131, 906.133, 906.135, 906.231, 06.06 - 906.233...) 313 CDI 4x4 (906.131, 906.133, 906.135, 906.231...) 06.06 - 315 CDI (906.131, 906.133, 906.135, 906.231, 06.06 - 906.233...) 315 CDI 4x4 (906.131, 906.133, 906.135, 906.231...) 02.08 - 316 CDI (906.131, 906.133, 906.135, 906.231, 03.09 - 906.233...) 316 CDI 4x4 (906.131, 906.133, 906.135, 906.231...) 03.09 - 318 CDI (906.131, 906.133, 906.135, 906.231, 06.06 - 906.233...) 318 CDI 4x4 (906.131, 906.133, 906.135, 906.231...) 02.08 - 319 CDI / BlueTEC (906.131, 906.133, 906.135, 03.09 - 906.231...) 319 CDI / BlueTEC 4x4 (906.131, 906.133, 906.135...) 05.11 -</p>			



MERCEDES-BENZ

**SPRINTER 3,5-t Pritsche, Fahrgestell /
Flatbed, Chassis (906)**



06.06 -

	<p>Spurstangenkopf / Tie Rod End Innengewinde [mm] / Inner Thread [mm]:M16x1,5 mit Zubehör / with accessories</p>	<p>(10) (55) (140)</p>	<p>31148 01 906 460 00 48</p> 
	<p>316 (906.133, 906.135, 906.233, 906.235) 09.08 - 316 LGT (906.133, 906.135, 906.233, 906.235) 09.08 - 316 NGT (906.133, 906.135, 906.233, 906.235), Benzin/Erdgas (CNG) 09.08 - 316 NGT (906.133, 906.135, 906.233, 906.235), Erdgas 09.08 - 324 (906.133, 906.135, 906.233, 906.235) 06.06 - 309 CDI (906.131, 906.133, 906.135, 906.231, 906.233...) 06.06 - 310 CDI (906.131, 906.133, 906.135, 906.231, 906.233...) 03.09 - 311 CDI (906.131, 906.133, 906.135, 906.231, 906.233...) 06.06 - 311 CDI 4x4 (906.131, 906.133, 906.135, 906.231...) 02.08 - 311 CDI 06.11 - 313 CDI (906.131, 906.133, 906.135, 906.231, 906.233...) 06.06 - 313 CDI 4x4 (906.131, 906.133, 906.135, 906.231...) 06.06 - 315 CDI (906.131, 906.133, 906.135, 906.231, 906.233...) 06.06 - 315 CDI 4x4 (906.131, 906.133, 906.135, 906.231...) 02.08 - 316 CDI (906.131, 906.133, 906.135, 906.231, 906.233...) 03.09 - 316 CDI 4x4 (906.131, 906.133, 906.135, 906.231...) 03.09 - 318 CDI (906.131, 906.133, 906.135, 906.231, 906.233...) 06.06 - 318 CDI 4x4 (906.131, 906.133, 906.135, 906.231...) 02.08 - 319 CDI / BlueTEC (906.131, 906.133, 906.135, 906.231...) 03.09 - 319 CDI / BlueTEC 4x4 (906.131, 906.133, 906.135...) 05.11 -</p>	<p>↔</p>	
	<p>Faltenbalg, Lenkung / Bellow, steering Länge [mm] / Length [mm]:218 Innendurchmesser 1 [mm] / Inner Diameter 1 [mm]:16 Innendurchmesser 2 [mm] / Inner Diameter 2 [mm]:67</p>	<p>(2) (69) (52) (53)</p>	<p>33925 01 906 460 00 96</p> 
	<p>316 (906.133, 906.135, 906.233, 906.235) 09.08 - 316 LGT (906.133, 906.135, 906.233, 906.235) 09.08 - 316 NGT (906.133, 906.135, 906.233, 906.235), Benzin/Erdgas (CNG) 09.08 - 316 NGT (906.133, 906.135, 906.233, 906.235), Erdgas 09.08 - 324 (906.133, 906.135, 906.233, 906.235) 06.06 - 309 CDI (906.131, 906.133, 906.135, 906.231, 906.233...) 06.06 - 310 CDI (906.131, 906.133, 906.135, 906.231, 906.233...) 03.09 - 311 CDI (906.131, 906.133, 906.135, 906.231, 906.233...) 06.06 - 311 CDI 4x4 (906.131, 906.133, 906.135, 906.231...) 02.08 - 311 CDI 06.11 - 313 CDI (906.131, 906.133, 906.135, 906.231, 906.233...) 06.06 - 313 CDI 4x4 (906.131, 906.133, 906.135, 906.231...) 06.06 - 315 CDI (906.131, 906.133, 906.135, 906.231, 906.233...) 06.06 - 315 CDI 4x4 (906.131, 906.133, 906.135, 906.231...) 02.08 - 316 CDI (906.131, 906.133, 906.135, 906.231, 906.233...) 03.09 - 316 CDI 4x4 (906.131, 906.133, 906.135, 906.231...) 03.09 - 318 CDI (906.131, 906.133, 906.135, 906.231, 906.233...) 06.06 - 318 CDI 4x4 (906.131, 906.133, 906.135, 906.231...) 02.08 - 319 CDI / BlueTEC (906.131, 906.133, 906.135, 906.231...) 03.09 - 319 CDI / BlueTEC 4x4 (906.131, 906.133, 906.135...) 05.11 -</p>	<p>↔</p>	



MERCEDES-BENZ

SPRINTER 3,5-t Pritsche, Fahrgestell / Flatbed, Chassis (906) 06.06 -



	<p>Stange/Strebe, Stabilisator / Rod/Strut, stabiliser Pendelstange / Suspension Rod Länge [mm] / Length [mm]:137 Rohr-Ø [mm] / Pipe Ø [mm]:10</p>	(11) (73) (69) (80)	<p>30665 01 906 320 17 89</p> 
316 (906.133, 906.135, 906.233, 906.235) 09.08 - 316 LGT (906.133, 906.135, 906.233, 906.235) 09.08 - 316 NGT (906.133, 906.135, 906.233, 906.235), Benzin/Erdgas (CNG) 09.08 - 316 NGT (906.133, 906.135, 906.233, 906.235), Erdgas 09.08 - 324 (906.133, 906.135, 906.233, 906.235) 06.06 - 309 CDI (906.131, 906.133, 906.135, 906.231, 906.233...) 06.06 - 310 CDI (906.131, 906.133, 906.135, 906.231, 906.233...) 03.09 - 311 CDI (906.131, 906.133, 906.135, 906.231, 906.233...) 06.06 - 311 CDI 06.11 - 313 CDI (906.131, 906.133, 906.135, 906.231, 906.233...) 06.06 - 315 CDI (906.131, 906.133, 906.135, 906.231, 906.233...) 06.06 - 316 CDI (906.131, 906.133, 906.135, 906.231, 906.233...) 03.09 - 318 CDI (906.131, 906.133, 906.135, 906.231, 906.233...) 06.06 - 319 CDI / BlueTEC (906.131, 906.133, 906.135, 906.231...) 03.09 - 319 CDI / BlueTEC 4x4 (906.131, 906.133, 906.135...) 05.11 -		für Fahrzeuge mit Stabilisator / for vehicles with stabiliser für / for:Code 40 (112) ----- für Fahrzeuge mit verstärktem Stabilisator / for vehicles with reinforced stabiliser (117) für / for:Code 45 (102)	
	<p>Stange/Strebe, Stabilisator / Rod/Strut, stabiliser Pendelstange / Suspension Rod</p>	(11) (73)	<p>30666 01 906 320 18 89</p> 
316 (906.133, 906.135, 906.233, 906.235) 09.08 - 316 LGT (906.133, 906.135, 906.233, 906.235) 09.08 - 316 NGT (906.133, 906.135, 906.233, 906.235), Benzin/Erdgas (CNG) 09.08 - 316 NGT (906.133, 906.135, 906.233, 906.235), Erdgas 09.08 - 324 (906.133, 906.135, 906.233, 906.235) 06.06 - 309 CDI (906.131, 906.133, 906.135, 906.231, 906.233...) 06.06 - 310 CDI (906.131, 906.133, 906.135, 906.231, 906.233...) 03.09 - 311 CDI (906.131, 906.133, 906.135, 906.231, 906.233...) 06.06 - 311 CDI 06.11 - 313 CDI (906.131, 906.133, 906.135, 906.231, 906.233...) 06.06 - 315 CDI (906.131, 906.133, 906.135, 906.231, 906.233...) 06.06 - 316 CDI (906.131, 906.133, 906.135, 906.231, 906.233...) 03.09 - 318 CDI (906.131, 906.133, 906.135, 906.231, 906.233...) 06.06 - 319 CDI / BlueTEC (906.131, 906.133, 906.135, 906.231...) 03.09 - 319 CDI / BlueTEC 4x4 (906.131, 906.133, 906.135...) 05.11 -		für Fahrzeuge mit Stabilisator / for vehicles with stabiliser für / for:Code 40 (112) ----- für Fahrzeuge mit verstärktem Stabilisator / for vehicles with reinforced stabiliser (117) für / for:Code 45 (102)	



MERCEDES-BENZ

**SPRINTER 3,5-t Pritsche, Fahrgestell /
Flatbed, Chassis (906)**




06.06 -

	<p>Stange/Strebe, Stabilisator / Rod/Strut, stabiliser Pendelstange / Suspension Rod Artikelnummer des empfohlenen Zubehörs / Article number of recommended accessories: 37470 01</p>	<p>(11) (73) (26)</p>	<p>37392 01 906 320 13 89</p> 																																																																																
<table border="0"> <tr> <td>316 (906.133, 906.135, 906.233, 906.235)</td> <td>09.08 -</td> <td></td> <td></td> </tr> <tr> <td>316 LGT (906.133, 906.135, 906.233, 906.235)</td> <td>09.08 -</td> <td></td> <td></td> </tr> <tr> <td>316 NGT (906.133, 906.135, 906.233, 906.235), Benzin/Erdgas (CNG)</td> <td>09.08 -</td> <td></td> <td></td> </tr> <tr> <td>316 NGT (906.133, 906.135, 906.233, 906.235), Erdgas</td> <td>09.08 -</td> <td></td> <td></td> </tr> <tr> <td>324 (906.133, 906.135, 906.233, 906.235)</td> <td>06.06 -</td> <td></td> <td></td> </tr> <tr> <td>309 CDI (906.131, 906.133, 906.135, 906.231, 906.233...)</td> <td>06.06 -</td> <td></td> <td></td> </tr> <tr> <td>310 CDI (906.131, 906.133, 906.135, 906.231, 906.233...)</td> <td>03.09 -</td> <td></td> <td></td> </tr> <tr> <td>311 CDI (906.131, 906.133, 906.135, 906.231, 906.233...)</td> <td>06.06 -</td> <td></td> <td></td> </tr> <tr> <td>311 CDI 4x4 (906.131, 906.133, 906.135, 906.231...)</td> <td>02.08 -</td> <td></td> <td></td> </tr> <tr> <td>311 CDI</td> <td>06.11 -</td> <td></td> <td></td> </tr> <tr> <td>313 CDI (906.131, 906.133, 906.135, 906.231, 906.233...)</td> <td>06.06 -</td> <td></td> <td></td> </tr> <tr> <td>313 CDI 4x4 (906.131, 906.133, 906.135, 906.231...)</td> <td>06.06 -</td> <td></td> <td></td> </tr> <tr> <td>315 CDI (906.131, 906.133, 906.135, 906.231, 906.233...)</td> <td>06.06 -</td> <td></td> <td></td> </tr> <tr> <td>315 CDI 4x4 (906.131, 906.133, 906.135, 906.231...)</td> <td>02.08 -</td> <td></td> <td></td> </tr> <tr> <td>316 CDI (906.131, 906.133, 906.135, 906.231, 906.233...)</td> <td>03.09 -</td> <td></td> <td></td> </tr> <tr> <td>316 CDI 4x4 (906.131, 906.133, 906.135, 906.231...)</td> <td>03.09 -</td> <td></td> <td></td> </tr> <tr> <td>318 CDI (906.131, 906.133, 906.135, 906.231, 906.233...)</td> <td>06.06 -</td> <td></td> <td></td> </tr> <tr> <td>318 CDI 4x4 (906.131, 906.133, 906.135, 906.231...)</td> <td>02.08 -</td> <td></td> <td></td> </tr> <tr> <td>319 CDI / BlueTEC (906.131, 906.133, 906.135, 906.231...)</td> <td>03.09 -</td> <td></td> <td></td> </tr> <tr> <td>319 CDI / BlueTEC 4x4 (906.131, 906.133, 906.135...)</td> <td>05.11 -</td> <td></td> <td></td> </tr> </table>				316 (906.133, 906.135, 906.233, 906.235)	09.08 -			316 LGT (906.133, 906.135, 906.233, 906.235)	09.08 -			316 NGT (906.133, 906.135, 906.233, 906.235), Benzin/Erdgas (CNG)	09.08 -			316 NGT (906.133, 906.135, 906.233, 906.235), Erdgas	09.08 -			324 (906.133, 906.135, 906.233, 906.235)	06.06 -			309 CDI (906.131, 906.133, 906.135, 906.231, 906.233...)	06.06 -			310 CDI (906.131, 906.133, 906.135, 906.231, 906.233...)	03.09 -			311 CDI (906.131, 906.133, 906.135, 906.231, 906.233...)	06.06 -			311 CDI 4x4 (906.131, 906.133, 906.135, 906.231...)	02.08 -			311 CDI	06.11 -			313 CDI (906.131, 906.133, 906.135, 906.231, 906.233...)	06.06 -			313 CDI 4x4 (906.131, 906.133, 906.135, 906.231...)	06.06 -			315 CDI (906.131, 906.133, 906.135, 906.231, 906.233...)	06.06 -			315 CDI 4x4 (906.131, 906.133, 906.135, 906.231...)	02.08 -			316 CDI (906.131, 906.133, 906.135, 906.231, 906.233...)	03.09 -			316 CDI 4x4 (906.131, 906.133, 906.135, 906.231...)	03.09 -			318 CDI (906.131, 906.133, 906.135, 906.231, 906.233...)	06.06 -			318 CDI 4x4 (906.131, 906.133, 906.135, 906.231...)	02.08 -			319 CDI / BlueTEC (906.131, 906.133, 906.135, 906.231...)	03.09 -			319 CDI / BlueTEC 4x4 (906.131, 906.133, 906.135...)	05.11 -		
316 (906.133, 906.135, 906.233, 906.235)	09.08 -																																																																																		
316 LGT (906.133, 906.135, 906.233, 906.235)	09.08 -																																																																																		
316 NGT (906.133, 906.135, 906.233, 906.235), Benzin/Erdgas (CNG)	09.08 -																																																																																		
316 NGT (906.133, 906.135, 906.233, 906.235), Erdgas	09.08 -																																																																																		
324 (906.133, 906.135, 906.233, 906.235)	06.06 -																																																																																		
309 CDI (906.131, 906.133, 906.135, 906.231, 906.233...)	06.06 -																																																																																		
310 CDI (906.131, 906.133, 906.135, 906.231, 906.233...)	03.09 -																																																																																		
311 CDI (906.131, 906.133, 906.135, 906.231, 906.233...)	06.06 -																																																																																		
311 CDI 4x4 (906.131, 906.133, 906.135, 906.231...)	02.08 -																																																																																		
311 CDI	06.11 -																																																																																		
313 CDI (906.131, 906.133, 906.135, 906.231, 906.233...)	06.06 -																																																																																		
313 CDI 4x4 (906.131, 906.133, 906.135, 906.231...)	06.06 -																																																																																		
315 CDI (906.131, 906.133, 906.135, 906.231, 906.233...)	06.06 -																																																																																		
315 CDI 4x4 (906.131, 906.133, 906.135, 906.231...)	02.08 -																																																																																		
316 CDI (906.131, 906.133, 906.135, 906.231, 906.233...)	03.09 -																																																																																		
316 CDI 4x4 (906.131, 906.133, 906.135, 906.231...)	03.09 -																																																																																		
318 CDI (906.131, 906.133, 906.135, 906.231, 906.233...)	06.06 -																																																																																		
318 CDI 4x4 (906.131, 906.133, 906.135, 906.231...)	02.08 -																																																																																		
319 CDI / BlueTEC (906.131, 906.133, 906.135, 906.231...)	03.09 -																																																																																		
319 CDI / BlueTEC 4x4 (906.131, 906.133, 906.135...)	05.11 -																																																																																		



MERCEDES-BENZ

SPRINTER 5-t **06.06 -**
Kasten/Box/Furgón/Van (906)

19	Lenker, Radaufhängung / Track Control Arm Querlenker / Control Arm	(5) (75)	 <p>36986 01</p>
524 (906.653, 906.655, 906.657) 06.06 - 509 CDI (906.653, 906.655, 906.657) 06.06 - 510 CDI (906.653, 906.655, 906.657) 03.09 - 511 CDI (906.653, 906.655, 906.657) 06.06 - 511 CDI 4x4 (906.653, 906.6355, 906.657) 06.06 - 513 CDI (906.653, 906.655, 906.657) 06.06 - 513 CDI 4x4 (906.653, 906.655, 906.657) 06.06 - 515 CDI (906.653, 906.655, 906.657) 06.06 - 515 CDI 4x4 (906.653, 906.655, 906.657) 06.06 - 516 CDI (906.653, 906.655, 906.657) 03.09 - 516 CDI 4x4 (906.653, 906.655, 906.657) 06.06 - 518 CDI (906.653, 906.655, 906.657) 06.06 - 518 CDI 4x4 (906.653, 906.655, 906.657) 06.06 - 519 CDI / BlueTEC (906.653, 906.655, 906.657) 03.09 - 519 CDI / BlueTEC 4x4 (906.653, 906.655, 906.657) 03.09 -			
19	Lenker, Radaufhängung / Track Control Arm Querlenker / Control Arm	(5) (75)	 <p>36987 01</p>
524 (906.653, 906.655, 906.657) 06.06 - 509 CDI (906.653, 906.655, 906.657) 06.06 - 510 CDI (906.653, 906.655, 906.657) 03.09 - 511 CDI (906.653, 906.655, 906.657) 06.06 - 511 CDI 4x4 (906.653, 906.6355, 906.657) 06.06 - 513 CDI (906.653, 906.655, 906.657) 06.06 - 513 CDI 4x4 (906.653, 906.655, 906.657) 06.06 - 515 CDI (906.653, 906.655, 906.657) 06.06 - 515 CDI 4x4 (906.653, 906.655, 906.657) 06.06 - 516 CDI (906.653, 906.655, 906.657) 03.09 - 516 CDI 4x4 (906.653, 906.655, 906.657) 06.06 - 518 CDI (906.653, 906.655, 906.657) 06.06 - 518 CDI 4x4 (906.653, 906.655, 906.657) 06.06 - 519 CDI / BlueTEC (906.653, 906.655, 906.657) 03.09 - 519 CDI / BlueTEC 4x4 (906.653, 906.655, 906.657) 03.09 -			
	Trag-/Führungsgelenk / Ball Joint	(12)	 <p>33697 01 906 333 02 27</p>
524 (906.653, 906.655, 906.657) 06.06 - 509 CDI (906.653, 906.655, 906.657) 06.06 - 510 CDI (906.653, 906.655, 906.657) 03.09 - 511 CDI (906.653, 906.655, 906.657) 06.06 - 511 CDI 4x4 (906.653, 906.6355, 906.657) 06.06 - 513 CDI (906.653, 906.655, 906.657) 06.06 - 513 CDI 4x4 (906.653, 906.655, 906.657) 06.06 - 515 CDI (906.653, 906.655, 906.657) 06.06 - 515 CDI 4x4 (906.653, 906.655, 906.657) 06.06 - 516 CDI (906.653, 906.655, 906.657) 03.09 - 516 CDI 4x4 (906.653, 906.655, 906.657) 06.06 - 518 CDI (906.653, 906.655, 906.657) 06.06 - 518 CDI 4x4 (906.653, 906.655, 906.657) 06.06 - 519 CDI / BlueTEC (906.653, 906.655, 906.657) 03.09 - 519 CDI / BlueTEC 4x4 (906.653, 906.655, 906.657) 03.09 -			





MERCEDES-BENZ

SPRINTER 5-t

06.06 -

Kasten/Box/Furgón/Van (906)

	<p>Axialgelenk, Spurstange / Tie Rod Axle Joint Länge [mm] / Length [mm]:380 Gewindemaß 2 / Thread Measurement 2:M16x1,5 Gewindemaß 1 / Thread Measurement 1:M18x1,5 mit Zubehör / with accessories</p>	<p>(1) (69) (51) (50) (140)</p>	<p>31147 01 906 460 00 55</p> 
<p>524 (906.653, 906.655, 906.657) 06.06 - 509 CDI (906.653, 906.655, 906.657) 06.06 - 510 CDI (906.653, 906.655, 906.657) 03.09 - 511 CDI (906.653, 906.655, 906.657) 06.06 - 511 CDI 4x4 (906.653, 906.6355, 906.657) 06.06 - 513 CDI (906.653, 906.655, 906.657) 06.06 - 513 CDI 4x4 (906.653, 906.655, 906.657) 06.06 - 515 CDI (906.653, 906.655, 906.657) 06.06 - 515 CDI 4x4 (906.653, 906.655, 906.657) 06.06 - 516 CDI (906.653, 906.655, 906.657) 03.09 - 516 CDI 4x4 (906.653, 906.655, 906.657) 06.06 - 518 CDI (906.653, 906.655, 906.657) 06.06 - 518 CDI 4x4 (906.653, 906.655, 906.657) 06.06 - 519 CDI / BlueTEC (906.653, 906.655, 906.657) 03.09 - 519 CDI / BlueTEC 4x4 (906.653, 906.655, 906.657) 03.09 -</p>		<p>↔</p>	
	<p>Spurstangenkopf / Tie Rod End Innengewinde [mm] / Inner Thread [mm]:M16x1,5 mit Zubehör / with accessories</p>	<p>(10) (55) (140)</p>	<p>31148 01 906 460 00 48</p> 
<p>524 (906.653, 906.655, 906.657) 06.06 - 509 CDI (906.653, 906.655, 906.657) 06.06 - 510 CDI (906.653, 906.655, 906.657) 03.09 - 511 CDI (906.653, 906.655, 906.657) 06.06 - 511 CDI 4x4 (906.653, 906.6355, 906.657) 06.06 - 513 CDI (906.653, 906.655, 906.657) 06.06 - 513 CDI 4x4 (906.653, 906.655, 906.657) 06.06 - 515 CDI (906.653, 906.655, 906.657) 06.06 - 515 CDI 4x4 (906.653, 906.655, 906.657) 06.06 - 516 CDI (906.653, 906.655, 906.657) 03.09 - 516 CDI 4x4 (906.653, 906.655, 906.657) 06.06 - 518 CDI (906.653, 906.655, 906.657) 06.06 - 518 CDI 4x4 (906.653, 906.655, 906.657) 06.06 - 519 CDI / BlueTEC (906.653, 906.655, 906.657) 03.09 - 519 CDI / BlueTEC 4x4 (906.653, 906.655, 906.657) 03.09 -</p>		<p>↔</p>	
	<p>Faltenbalg, Lenkung / Bellow, steering Länge [mm] / Length [mm]:218 Innendurchmesser 1 [mm] / Inner Diameter 1 [mm]:16 Innendurchmesser 2 [mm] / Inner Diameter 2 [mm]:67</p>	<p>(2) (69) (52) (53)</p>	<p>33925 01 906 460 00 96</p> 
<p>524 (906.653, 906.655, 906.657) 06.06 - 509 CDI (906.653, 906.655, 906.657) 06.06 - 510 CDI (906.653, 906.655, 906.657) 03.09 - 511 CDI (906.653, 906.655, 906.657) 06.06 - 511 CDI 4x4 (906.653, 906.6355, 906.657) 06.06 - 513 CDI (906.653, 906.655, 906.657) 06.06 - 513 CDI 4x4 (906.653, 906.655, 906.657) 06.06 - 515 CDI (906.653, 906.655, 906.657) 06.06 - 515 CDI 4x4 (906.653, 906.655, 906.657) 06.06 - 516 CDI (906.653, 906.655, 906.657) 03.09 - 516 CDI 4x4 (906.653, 906.655, 906.657) 06.06 - 518 CDI (906.653, 906.655, 906.657) 06.06 - 518 CDI 4x4 (906.653, 906.655, 906.657) 06.06 - 519 CDI / BlueTEC (906.653, 906.655, 906.657) 03.09 - 519 CDI / BlueTEC 4x4 (906.653, 906.655, 906.657) 03.09 -</p>		<p>↔</p>	









MERCEDES-BENZ

SPRINTER 5-t

06.06 -

Kasten/Box/Furgón/Van (906)







	Stange/Strebe, Stabilisator / Rod/Strut, stabiliser Pendelstange / Suspension Rod Länge [mm] / Length [mm]:137 Rohr-Ø [mm] / Pipe Ø [mm]:10	(11) (73) (69) (80)		30665 01 906 320 17 89
	524 (906.653, 906.655, 906.657) 06.06 - 509 CDI (906.653, 906.655, 906.657) 06.06 - 510 CDI (906.653, 906.655, 906.657) 03.09 - 511 CDI (906.653, 906.655, 906.657) 06.06 - 513 CDI (906.653, 906.655, 906.657) 06.06 - 515 CDI (906.653, 906.655, 906.657) 06.06 - 516 CDI (906.653, 906.655, 906.657) 03.09 - 518 CDI (906.653, 906.655, 906.657) 06.06 - 519 CDI / BlueTEC (906.653, 906.655, 906.657) 03.09 -	für Fahrzeuge mit Stabilisator / for vehicles with stabiliser für / for:Code 40	(112) (102)	
	Stange/Strebe, Stabilisator / Rod/Strut, stabiliser Pendelstange / Suspension Rod	(11) (73)		30666 01 906 320 18 89
	524 (906.653, 906.655, 906.657) 06.06 - 509 CDI (906.653, 906.655, 906.657) 06.06 - 510 CDI (906.653, 906.655, 906.657) 03.09 - 511 CDI (906.653, 906.655, 906.657) 06.06 - 513 CDI (906.653, 906.655, 906.657) 06.06 - 515 CDI (906.653, 906.655, 906.657) 06.06 - 516 CDI (906.653, 906.655, 906.657) 03.09 - 518 CDI (906.653, 906.655, 906.657) 06.06 - 519 CDI / BlueTEC (906.653, 906.655, 906.657) 03.09 -	für Fahrzeuge mit Stabilisator / for vehicles with stabiliser für / for:Code 40	(112) (102)	
	Stange/Strebe, Stabilisator / Rod/Strut, stabiliser Pendelstange / Suspension Rod	(11) (73)		37393 01
	524 (906.653, 906.655, 906.657) 06.06 - 509 CDI (906.653, 906.655, 906.657) 06.06 - 510 CDI (906.653, 906.655, 906.657) 03.09 - 511 CDI (906.653, 906.655, 906.657) 06.06 - 513 CDI (906.653, 906.655, 906.657) 06.06 - 515 CDI (906.653, 906.655, 906.657) 06.06 - 516 CDI (906.653, 906.655, 906.657) 03.09 - 518 CDI (906.653, 906.655, 906.657) 06.06 - 519 CDI / BlueTEC (906.653, 906.655, 906.657) 03.09 -			



MERCEDES-BENZ

**SPRINTER 5-t Pritsche, Fahrgestell /
Flatbed, Chassis (906)**

06.06 -



 19	<p>Lenker, Radaufhängung / Track Control Arm Querlenker / Control Arm</p>	<p>(5) (75)</p> 	<p>36986 01</p> 
<p>516 (906.153, 906.155, 906.253, 906.255) 09.08 - 516 NGT (906.153, 906.155, 906.253, 906.255), 09.08 - Benzin/Erdgas (CNG) 524 (906.153, 906.155, 906.253, 906.255) 06.06 - 509 CDI (906.153, 906.155, 906.253, 906.255) 06.06 - 510 CDI (906.153, 906.155, 906.253, 906.255) 03.09 - 511 CDI (906.153, 906.155, 906.253, 906.255) 06.06 - 511 CDI 4x4 (906.135, 906.155, 906.253, 906.255) 06.06 - 513 CDI (906.135, 906.155, 906.253, 906.255) 06.06 - 513 CDI 4x4 (906.135, 906.155, 906.253, 906.255) 05.11 - 515 CDI (906.153, 906.155, 906.253, 906.255) 06.06 - 515 CDI 4x4 (906.153, 906.155, 906.253, 906.255) 06.06 - 516 CDI (906.153, 906.155, 906.253, 906.255) 03.09 - 518 CDI (906.153, 906.155, 906.253, 906.255) 06.06 - 518 CDI 4x4 (906.153, 906.155, 906.253, 906.255) 06.06 - 519 CDI / BlueTEC (906.153, 906.155, 906.253, 906.255) 03.09 - 519 CDI / BlueTEC 4x4 (906.153, 906.155, 906.253, 906.255) 03.09 -</p>			
 19	<p>Lenker, Radaufhängung / Track Control Arm Querlenker / Control Arm</p>	<p>(5) (75)</p> 	<p>36987 01</p> 
<p>516 (906.153, 906.155, 906.253, 906.255) 09.08 - 516 NGT (906.153, 906.155, 906.253, 906.255), 09.08 - Benzin/Erdgas (CNG) 524 (906.153, 906.155, 906.253, 906.255) 06.06 - 509 CDI (906.153, 906.155, 906.253, 906.255) 06.06 - 510 CDI (906.153, 906.155, 906.253, 906.255) 03.09 - 511 CDI (906.153, 906.155, 906.253, 906.255) 06.06 - 511 CDI 4x4 (906.135, 906.155, 906.253, 906.255) 06.06 - 513 CDI (906.135, 906.155, 906.253, 906.255) 06.06 - 513 CDI 4x4 (906.135, 906.155, 906.253, 906.255) 05.11 - 515 CDI (906.153, 906.155, 906.253, 906.255) 06.06 - 515 CDI 4x4 (906.153, 906.155, 906.253, 906.255) 06.06 - 516 CDI (906.153, 906.155, 906.253, 906.255) 03.09 - 518 CDI (906.153, 906.155, 906.253, 906.255) 06.06 - 518 CDI 4x4 (906.153, 906.155, 906.253, 906.255) 06.06 - 519 CDI / BlueTEC (906.153, 906.155, 906.253, 906.255) 03.09 - 519 CDI / BlueTEC 4x4 (906.153, 906.155, 906.253, 906.255) 03.09 -</p>			



MERCEDES-BENZ

**SPRINTER 5-t Pritsche, Fahrgestell /
Flatbed, Chassis (906)**

06.06 -



	<p>Trag-/Führungsgelenk / Ball Joint</p>	<p>(12)</p>	<p>33697 01 906 333 02 27</p> 
<p>516 (906.153, 906.155, 906.253, 906.255) 09.08 - 516 NGT (906.153, 906.155, 906.253, 906.255), Benzin/Erdgas (CNG) 09.08 - 524 (906.153, 906.155, 906.253, 906.255) 06.06 - 509 CDI (906.153, 906.155, 906.253, 906.255) 06.06 - 510 CDI (906.153, 906.155, 906.253, 906.255) 03.09 - 511 CDI (906.153, 906.155, 906.253, 906.255) 06.06 - 511 CDI 4x4 (906.135, 906.155, 906.253, 906.255) 06.06 - 513 CDI (906.135, 906.155, 906.253, 906.255) 06.06 - 513 CDI 4x4 (906.135, 906.155, 906.253, 906.255) 05.11 - 515 CDI (906.153, 906.155, 906.253, 906.255) 06.06 - 515 CDI 4x4 (906.153, 906.155, 906.253, 906.255) 06.06 - 516 CDI (906.153, 906.155, 906.253, 906.255) 03.09 - 518 CDI (906.153, 906.155, 906.253, 906.255) 06.06 - 518 CDI 4x4 (906.153, 906.155, 906.253, 906.255) 06.06 - 519 CDI / BlueTEC (906.153, 906.155, 906.253, 906.255) 03.09 - 519 CDI / BlueTEC 4x4 (906.153, 906.155, 906.253, 906.255) 03.09 -</p>			
	<p>Axialgelenk, Spurstange / Tie Rod Axle Joint Länge [mm] / Length [mm]:380 Gewindemaß 2 / Thread Measurement 2:M16x1,5 Gewindemaß 1 / Thread Measurement 1:M18x1,5 mit Zubehör / with accessories</p>	<p>(1) (69) (51) (50) (140)</p>	<p>31147 01 906 460 00 55</p> 
<p>516 NGT (906.153, 906.155, 906.253, 906.255), CNG 09.08 - 516 (906.153, 906.155, 906.253, 906.255) 09.08 - 516 NGT (906.153, 906.155, 906.253, 906.255), Benzin/Erdgas (CNG) 09.08 - 524 (906.153, 906.155, 906.253, 906.255) 06.06 - 509 CDI (906.153, 906.155, 906.253, 906.255) 06.06 - 510 CDI (906.153, 906.155, 906.253, 906.255) 03.09 - 511 CDI (906.153, 906.155, 906.253, 906.255) 06.06 - 511 CDI 4x4 (906.135, 906.155, 906.253, 906.255) 06.06 - 513 CDI (906.135, 906.155, 906.253, 906.255) 06.06 - 513 CDI 4x4 (906.135, 906.155, 906.253, 906.255) 05.11 - 515 CDI (906.153, 906.155, 906.253, 906.255) 06.06 - 515 CDI 4x4 (906.153, 906.155, 906.253, 906.255) 06.06 - 516 CDI (906.153, 906.155, 906.253, 906.255) 03.09 - 516 CDI 4x4 (906.153, 906.155, 906.255) 05.11 - 518 CDI (906.153, 906.155, 906.253, 906.255) 06.06 - 518 CDI 4x4 (906.153, 906.155, 906.253, 906.255) 06.06 - 519 CDI / BlueTEC (906.153, 906.155, 906.253, 906.255) 03.09 - 519 CDI / BlueTEC 4x4 (906.153, 906.155, 906.253, 906.255) 03.09 -</p>		<p>(12)</p>	



MERCEDES-BENZ

**SPRINTER 5-t Pritsche, Fahrgestell /
Flatbed, Chassis (906)**




06.06 -

	<p>Spurstangenkopf / Tie Rod End Innengewinde [mm] / Inner Thread [mm]:M16x1,5 mit Zubehör / with accessories</p>	<p>(10) (55) (140)</p>	<p>31148 01 906 460 00 48</p> 
<p>516 NGT (906.153, 906.155, 906.253, 906.255), CNG 09.08 - 516 (906.153, 906.155, 906.253, 906.255) 09.08 - 516 NGT (906.153, 906.155, 906.253, 906.255), Benzin/Erdgas (CNG) 09.08 - 524 (906.153, 906.155, 906.253, 906.255) 06.06 - 509 CDI (906.153, 906.155, 906.253, 906.255) 06.06 - 510 CDI (906.153, 906.155, 906.253, 906.255) 03.09 - 511 CDI (906.153, 906.155, 906.253, 906.255) 06.06 - 511 CDI 4x4 (906.135, 906.155, 906.253, 906.255) 06.06 - 513 CDI (906.135, 906.155, 906.253, 906.255) 06.06 - 513 CDI 4x4 (906.135, 906.155, 906.253, 906.255) 05.11 - 515 CDI (906.153, 906.155, 906.253, 906.255) 06.06 - 515 CDI 4x4 (906.153, 906.155, 906.253, 906.255) 06.06 - 516 CDI (906.153, 906.155, 906.253, 906.255) 03.09 - 516 CDI 4x4 (906.153, 906.155, 906.255) 05.11 - 518 CDI (906.153, 906.155, 906.253, 906.255) 06.06 - 518 CDI 4x4 (906.153, 906.155, 906.253, 906.255) 06.06 - 519 CDI / BlueTEC (906.153, 906.155, 906.253, 906.255) 03.09 - 519 CDI / BlueTEC 4x4 (906.153, 906.155, 906.253, 906.255) 03.09 -</p>		<p>↔</p>	
	<p>Faltenbalg, Lenkung / Bellow, steering Länge [mm] / Length [mm]:218 Innendurchmesser 1 [mm] / Inner Diameter 1 [mm]:16 Innendurchmesser 2 [mm] / Inner Diameter 2 [mm]:67</p>	<p>(2) (69) (52) (53)</p>	<p>33925 01 906 460 00 96</p> 
<p>516 NGT (906.153, 906.155, 906.253, 906.255), CNG 09.08 - 516 (906.153, 906.155, 906.253, 906.255) 09.08 - 516 NGT (906.153, 906.155, 906.253, 906.255), Benzin/Erdgas (CNG) 09.08 - 524 (906.153, 906.155, 906.253, 906.255) 06.06 - 509 CDI (906.153, 906.155, 906.253, 906.255) 06.06 - 510 CDI (906.153, 906.155, 906.253, 906.255) 03.09 - 511 CDI (906.153, 906.155, 906.253, 906.255) 06.06 - 511 CDI 4x4 (906.135, 906.155, 906.253, 906.255) 06.06 - 513 CDI (906.135, 906.155, 906.253, 906.255) 06.06 - 513 CDI 4x4 (906.135, 906.155, 906.253, 906.255) 05.11 - 515 CDI (906.153, 906.155, 906.253, 906.255) 06.06 - 515 CDI 4x4 (906.153, 906.155, 906.253, 906.255) 06.06 - 516 CDI (906.153, 906.155, 906.253, 906.255) 03.09 - 516 CDI 4x4 (906.153, 906.155, 906.255) 05.11 - 518 CDI (906.153, 906.155, 906.253, 906.255) 06.06 - 518 CDI 4x4 (906.153, 906.155, 906.253, 906.255) 06.06 - 519 CDI / BlueTEC (906.153, 906.155, 906.253, 906.255) 03.09 - 519 CDI / BlueTEC 4x4 (906.153, 906.155, 906.253, 906.255) 03.09 -</p>		<p>↔</p>	




MERCEDES-BENZ

SPRINTER 5-t Pritsche, Fahrgestell / 06.06 - Flatbed, Chassis (906)

	<p>Stange/Strebe, Stabilisator / Rod/Strut, stabiliser Pendelstange / Suspension Rod Länge [mm] / Length [mm]: 137 Rohr-Ø [mm] / Pipe Ø [mm]: 10</p>	(11) (73) (69) (80)	<p>30665 01 906 320 17 89</p> 
516 NGT (906.153, 906.155, 906.253, 906.255), CNG 09.08 - 516 (906.153, 906.155, 906.253, 906.255) 09.08 - 516 NGT (906.153, 906.155, 906.253, 906.255), Benzin/Erdgas (CNG) 09.08 - 524 (906.153, 906.155, 906.253, 906.255) 06.06 - 509 CDI (906.153, 906.155, 906.253, 906.255) 06.06 - 510 CDI (906.153, 906.155, 906.253, 906.255) 03.09 - 511 CDI (906.153, 906.155, 906.253, 906.255) 06.06 - 513 CDI (906.135, 906.155, 906.253, 906.255) 06.06 - 515 CDI (906.153, 906.155, 906.253, 906.255) 06.06 - 516 CDI (906.153, 906.155, 906.253, 906.255) 03.09 - 518 CDI (906.153, 906.155, 906.253, 906.255) 06.06 - 519 CDI / BlueTEC (906.153, 906.155, 906.253, 906.255) 03.09 -		für Fahrzeuge mit Stabilisator / for vehicles with stabiliser (112) für / for: Code 40 (102) ----- für Fahrzeuge mit verstärktem Stabilisator / for vehicles with reinforced (117) stabiliser für / for: Code 45 (102)	
	<p>Stange/Strebe, Stabilisator / Rod/Strut, stabiliser Pendelstange / Suspension Rod</p>	(11) (73)	<p>30666 01 906 320 18 89</p> 
516 NGT (906.153, 906.155, 906.253, 906.255), CNG 09.08 - 516 (906.153, 906.155, 906.253, 906.255) 09.08 - 516 NGT (906.153, 906.155, 906.253, 906.255), Benzin/Erdgas (CNG) 09.08 - 524 (906.153, 906.155, 906.253, 906.255) 06.06 - 509 CDI (906.153, 906.155, 906.253, 906.255) 06.06 - 510 CDI (906.153, 906.155, 906.253, 906.255) 03.09 - 511 CDI (906.153, 906.155, 906.253, 906.255) 06.06 - 513 CDI (906.135, 906.155, 906.253, 906.255) 06.06 - 515 CDI (906.153, 906.155, 906.253, 906.255) 06.06 - 516 CDI (906.153, 906.155, 906.253, 906.255) 03.09 - 518 CDI (906.153, 906.155, 906.253, 906.255) 06.06 - 519 CDI / BlueTEC (906.153, 906.155, 906.253, 906.255) 03.09 -		für Fahrzeuge mit Stabilisator / for vehicles with stabiliser (112) für / for: Code 40 (102) ----- für Fahrzeuge mit verstärktem Stabilisator / for vehicles with reinforced (117) stabiliser für / for: Code 45 (102)	
	<p>Stange/Strebe, Stabilisator / Rod/Strut, stabiliser Pendelstange / Suspension Rod</p>	(11) (73)	<p>37393 01</p> 
516 NGT (906.153, 906.155, 906.253, 906.255), CNG 09.08 - 516 (906.153, 906.155, 906.253, 906.255) 09.08 - 516 NGT (906.153, 906.155, 906.253, 906.255), Benzin/Erdgas (CNG) 09.08 - 524 (906.153, 906.155, 906.253, 906.255) 06.06 - 509 CDI (906.153, 906.155, 906.253, 906.255) 06.06 - 510 CDI (906.153, 906.155, 906.253, 906.255) 03.09 - 511 CDI (906.153, 906.155, 906.253, 906.255) 06.06 - 513 CDI (906.135, 906.155, 906.253, 906.255) 06.06 - 515 CDI (906.153, 906.155, 906.253, 906.255) 06.06 - 516 CDI (906.153, 906.155, 906.253, 906.255) 03.09 - 518 CDI (906.153, 906.155, 906.253, 906.255) 06.06 - 519 CDI / BlueTEC (906.153, 906.155, 906.253, 906.255) 03.09 -			

MERCEDES-BENZ

Unimog 32-100 2x2







 6	Spurstange / Rod Assembly	(9)	21616 01 421 338 00 15
	Führungsstange / Guide Rod verstellbar / Adjustable Länge [mm] / Length [mm]:906 Konusmaß [mm] / Cone Size [mm]:18 Rohr-Ø [mm] / Pipe Ø [mm]:36	(46) (150) (69) (58) (80)	▲ 11407 01
U 40	01.66 - 04.71	Baumuster / Type:421.122-123 (28)	



MERCEDES-BENZ

Unimog 32-100

4x4





 1	Lenkstange / Centre Rod Assembly Schubstange / Push Rod einseitig verstellbar / Adjustable on one side Länge [mm] / Length [mm]:1015 Konusmaß [mm] / Cone Size [mm]:26 Rohr-Ø [mm] / Pipe Ø [mm]:38 mit Rechtsgewinde / with right-hand thread mit Zubehör / with accessories	(6) (85) (101) (69) (58) (80) (137) (140)	13559 01 406 460 07 05  11402 01	
	U 54	04.66 - 03.72	Lenkstockhebel zur 1. VA / Pitman Arm to 1st FA Baumuster / Type:403.121/120 Chass. 003544->	(66) (28)
	U 66, U 72	03.69 - 01.88	Lenkstockhebel zur 1. VA / Pitman Arm to 1st FA Baumuster / Type:403.122-123 Chass. 003544->	(66) (28)
	U 65, U 70 U 65, U 70, 5675 ccm	01.62 - 01.88 01.62 - 01.88	Lenkstockhebel zur 1. VA / Pitman Arm to 1st FA Baumuster / Type:406.120-121 Chass. 020559->	(66) (28)
	U 80, U 84, U 90	05.69 - 01.88	Lenkstockhebel zur 1. VA / Pitman Arm to 1st FA Baumuster / Type:416.122-125 Chass. 010350->	(66) (28)
	U 72, U 80	01.69 - 01.77	Lenkstockhebel zur 1. VA / Pitman Arm to 1st FA Baumuster / Type:413.110-111 Chass. 000070->	(66) (28)
 1	Lenkstange / Centre Rod Assembly Schubstange / Push Rod einseitig verstellbar / Adjustable on one side Länge [mm] / Length [mm]:1015 Konusmaß [mm] / Cone Size [mm]:20 Rohr-Ø [mm] / Pipe Ø [mm]:36 mit Zubehör / with accessories	(6) (85) (101) (69) (58) (80) (140)	21760 01 406 460 01 05  11392 01	
	U 54	04.66 - 03.72	Lenkstockhebel zur 1. VA / Pitman Arm to 1st FA ->Chass. 003543 Baumuster / Type:403.120-121	(66) (28)
	U 66, U 72	03.69 - 01.88	Lenkstockhebel zur 1. VA / Pitman Arm to 1st FA ->Chass. 003543 Baumuster / Type:403.122-123	(66) (28)
	U 65, U 70, 4580 ccm	01.62 - 01.88	Lenkstockhebel zur 1. VA / Pitman Arm to 1st FA ->Chass. 020558 Baumuster / Type:406.121/120	(66) (28)
	U 80, U 84, U 90	05.69 - 01.88	Lenkstockhebel zur 1. VA / Pitman Arm to 1st FA ->Chass. 010349 Baumuster / Type:416.122-127	(66) (28)
	U 80, U 84, U 90	05.69 - 01.88	Lenkstockhebel zur 1. VA / Pitman Arm to 1st FA ->Chass. 020558 Baumuster / Type:406.121/120	(66) (28)
	U 65 T, U 70 T	01.62 - 01.88	Lenkstockhebel zur 1. VA / Pitman Arm to 1st FA ->Chass. 008641 Baumuster / Type:406.130-131	(66) (28)
	U 80 T, U 90 T	05.66 -	Lenkstockhebel zur 1. VA / Pitman Arm to 1st FA ->Chass. 008641 Baumuster / Type:406.133	(66) (28)
	U 72, U 80	01.69 - 01.77	Lenkstockhebel zur 1. VA / Pitman Arm to 1st FA ->Chass. 000069 Baumuster / Type:413.110-111	(66) (28)
 1	Lenkstange / Centre Rod Assembly Schubstange / Push Rod einseitig verstellbar / Adjustable on one side Länge [mm] / Length [mm]:975 Konusmaß [mm] / Cone Size [mm]:20 Rohr-Ø [mm] / Pipe Ø [mm]:36	(6) (85) (101) (69) (58) (80)	24211 01 406 460 02 05  11392 01	
	U 65 T, U 70 T	01.62 - 01.88	Lenkstockhebel zur 1. VA / Pitman Arm to 1st FA Baumuster / Type:406.130-131 Chass. 008642->	(66) (28)
	U 80 T, U 90 T	05.66 -	Lenkstockhebel zur 1. VA / Pitman Arm to 1st FA Baumuster / Type:416.130/133 ->Chass. 010349	(66) (28)
	U 80 T, U 90 T	05.66 -	Lenkstockhebel zur 1. VA / Pitman Arm to 1st FA Baumuster / Type:406.133 Chass. 008642->	(66) (28)



MERCEDES-BENZ

Unimog 32-100







4x4

 6	Spurstange / Rod Assembly Führungsstange / Guide Rod einseitig verstellbar / Adjustable on one side Länge [mm] / Length [mm]:1145 Konusmaß [mm] / Cone Size [mm]:20 Rohr-Ø [mm] / Pipe Ø [mm]:46 mit Rechtsgewinde / with right-hand thread mit Zubehör / with accessories	(9)		13558 01 406 330 01 03 ▲ 11392 01
		(46)		
		(101)		
		(69)		
		(58)		
		(80)		
		(137)		
		(140)		
U 54	04.66 - 03.72	Baumuster / Type:403.120-121 ->Chass. 003543 Achslast [t] / Axle Load [t]:3,7 Achsausführung / Axle Version:737.001	(28) (23) (19)	
U 66, U 72	03.69 - 01.88	Baumuster / Type:403.122-123 ->Chass. 003543 Achslast [t] / Axle Load [t]:3,7 Achsausführung / Axle Version:737.001	(28) (23) (19)	
U 65, U 70 U 65, U 70, 5675 ccm	01.62 - 01.88 01.62 - 01.88	Baumuster / Type:406.120-121 ->Chass. 020558 Achslast [t] / Axle Load [t]:3,7 Achsausführung / Axle Version:737.001	(28) (23) (19)	
U 80, U 84, U 90	05.69 - 01.88	Baumuster / Type:416.122-125 ->Chass. 010349 Achslast [t] / Axle Load [t]:3,7 Achsausführung / Axle Version:737.001	(28) (23) (19)	
U 80, U 84, U 90	05.69 - 01.88	Baumuster / Type:416.126-127 Achslast [t] / Axle Load [t]:3,7 Achsausführung / Axle Version:737.001	(28) (23) (19)	
U 72 ,U 80	01.69 - 01.77	Baumuster / Type:413.110-111 ->Chass. 000069 Achslast [t] / Axle Load [t]:3,7 Achsausführung / Axle Version:737.001	(28) (23) (19)	
 6	Spurstange / Rod Assembly Führungsstange / Guide Rod einseitig verstellbar / Adjustable on one side Länge [mm] / Length [mm]:1132 Konusmaß [mm] / Cone Size [mm]:22 Rohr-Ø [mm] / Pipe Ø [mm]:46 mit Rechtsgewinde / with right-hand thread mit Zubehör / with accessories	(9)		13560 01 416 330 00 03 ▲ 11380 01
		(46)		
		(101)		
		(69)		
		(58)		
		(80)		
		(137)		
		(140)		
U 54	04.66 - 03.72	Baumuster / Type:403.120-121 Chass. 003544-> Achslast [t] / Axle Load [t]:3,7 Achsausführung / Axle Version:737.001/101	(28) (23) (19)	
U 66, U 72	03.69 - 01.88	Baumuster / Type:403.122-123 Chass. 003544-> Achslast [t] / Axle Load [t]:3,7 Achsausführung / Axle Version:737.001/101	(28) (23) (19)	
U 65, U 70 U 65, U 70, 5675 ccm	01.62 - 01.88 01.62 - 01.88	Baumuster / Type:406.120-121 Chass. 020559-> Achslast [t] / Axle Load [t]:3,7 Achsausführung / Axle Version:737.001/101	(28) (23) (19)	
U 80, U 84, U 90	05.69 - 01.88	Baumuster / Type:416.122-125 Chass. 010350-> Achslast [t] / Axle Load [t]:3,7 Achsausführung / Axle Version:737.001/101	(28) (23) (19)	
U 80, U 84, U 90	05.69 - 01.88	Baumuster / Type:416.126-127 Achslast [t] / Axle Load [t]:3,7 Achsausführung / Axle Version:737.001/101	(28) (23) (19)	
U 72 ,U 80	01.69 - 01.77	Baumuster / Type:413.110-111 Chass. 000070-> Achslast [t] / Axle Load [t]:3,7 Achsausführung / Axle Version:737.001	(28) (23) (19)	
U 72 ,U 80	01.69 - 01.77	Baumuster / Type:413.110-111 Achslast [t] / Axle Load [t]:3,7 Achsausführung / Axle Version:737.132	(28) (23) (19)	





MERCEDES-BENZ

Unimog 32-100 4x4

 6	Spurstange / Rod Assembly Führungsstange / Guide Rod einseitig verstellbar / Adjustable on one side Länge [mm] / Length [mm]:992 Konusmaß [mm] / Cone Size [mm]:20 Rohr-Ø [mm] / Pipe Ø [mm]:36	(9)	21439 01 421 338 05 15  11376 02	
		(46)		Achslast [t] / Axle Load [t]:3,0 (23)
		(101)		Achsausführung / Axle Version:737.501 (19)
U 90, 65 kW	11.92 -		Baumuster / Type:408.100 (28)	
U 90, 85-90 kW	07.96 -		Achslast [t] / Axle Load [t]:3,0 (23)	
			Achsausführung / Axle Version:737.503 (19)	
			Baumuster / Type:408.101 (28)	
 6	Spurstange / Rod Assembly Führungsstange / Guide Rod verstellbar / Adjustable Länge [mm] / Length [mm]:906 Konusmaß [mm] / Cone Size [mm]:18 Rohr-Ø [mm] / Pipe Ø [mm]:36	(9)	21616 01 421 338 00 15  11407 01	
		(46)		
U 45	01.66 - 04.71		Baumuster / Type:421.122-123 (28)	
 6	Spurstange / Rod Assembly Führungsstange / Guide Rod einseitig verstellbar / Adjustable on one side Länge [mm] / Length [mm]:1216 Konusmaß [mm] / Cone Size [mm]:20 Rohr-Ø [mm] / Pipe Ø [mm]:40 mit Zubehör / with accessories	(9)	23958 01 406 330 02 03  11392 01	
		(46)		
		(101)		Baumuster / Type:406.130-131 (28)
		(69)		->Chass. 020558
U 65 T, U 70 T	01.62 - 01.88		Baumuster / Type:416.130/133 (28)	
U 80 T, U 90 T	05.66 -		Vorderachsnummer / Front Axle No.:737.001 (87)	
			Vorderachsnummer / Front Axle No.:737.101 (87)	
			->Chass. 010363	
U 80 T, U 90 T	05.66 -		Baumuster / Type:406.133 (28)	
			->Chass. 020558	

Unimog 100-500 2x2








 6	Spurstange / Rod Assembly Führungsstange / Guide Rod einseitig verstellbar / Adjustable on one side Länge [mm] / Length [mm]:1115 Konusmaß [mm] / Cone Size [mm]:22 Rohr-Ø [mm] / Pipe Ø [mm]:42 mit Zubehör / with accessories	(9)	23943 01 000 338 98 15  11380 01
		(46)	
U 140T	07.92 -		Baumuster / Type:418.000 (28)
			Achsausführung / Axle Version:737.531 (19)
			Achslast [t] / Axle Load [t]:4,0 (23)



MERCEDES-BENZ

Unimog 100-500







4x4

 1	Lenkstange / Centre Rod Assembly Schubstange / Push Rod einseitig verstellbar / Adjustable on one side Länge [mm] / Length [mm]:753 Konusmaß [mm] / Cone Size [mm]:28,6 Rohr-Ø [mm] / Pipe Ø [mm]:42 mit Zubehör / with accessories	(6) (85) (101) (69) (58) (80) (140)	31145 02 405 460 00 05  ▲ 27623 01	
	U 300, 110 kW	03.00 -	Lenkstockhebel zur 1. VA / Pitman Arm to 1st FA Baumuster / Type:405.100-101	(66) (28)
	U 300, 130 kW	03.00 -	Lenkstockhebel zur 1. VA / Pitman Arm to 1st FA Baumuster / Type:405.120-121	(66) (28)
	U 400, 130 kW	03.00 -	Lenkstockhebel zur 1. VA / Pitman Arm to 1st FA Baumuster / Type:405.102-103	(66) (28)
	U 400, 170 kW	03.00 -	Lenkstockhebel zur 1. VA / Pitman Arm to 1st FA Baumuster / Type:405.122-123	(66) (28)
 1	Lenkstange / Centre Rod Assembly Schubstange / Push Rod einseitig verstellbar / Adjustable on one side Länge [mm] / Length [mm]:764 Konusmaß [mm] / Cone Size [mm]:28,6 Rohr-Ø [mm] / Pipe Ø [mm]:42 mit Zubehör / with accessories mit Sicherungsmutter / with lock nut	(6) (85) (101) (69) (58) (80) (140) (138)	37632 01 405 460 05 05  ▲ 27623 01	
	U 500, UGN NA, 170-172 kW	10.00 -	Lenkstockhebel zur 1. VA / Pitman Arm to 1st FA Baumuster / Type:405.210/230/201/221/200	(66) (28)
	U 500, UGN NA, 205-209 kW	10.00 -	Lenkstockhebel zur 1. VA / Pitman Arm to 1st FA Baumuster / Type:405.210/230/201/221/220	(66) (28)
1	Lenkstange / Centre Rod Assembly Schubstange / Push Rod Führungsstange / Guide Rod einseitig verstellbar / Adjustable on one side Länge [mm] / Length [mm]:1038 Konusmaß [mm] / Cone Size [mm]:20 Rohr-Ø [mm] / Pipe Ø [mm]:36 mit Zubehör / with accessories	(6) (85) (46) (101) (69) (58) (80) (140)	24216 01 404 460 03 05  ▲ 11392 01	
	U S 404, 60-67 kW	01.55 - 12.76	Lenkstockhebel zur 1. VA / Pitman Arm to 1st FA Baumuster / Type:404.113-115	(66) (28)
	U S 404, 33 kW	01.68 -	Lenkstockhebel zur 1. VA / Pitman Arm to 1st FA Baumuster / Type:404.117	(66) (28)
 6	Spurstange / Rod Assembly Führungsstange / Guide Rod einseitig verstellbar / Adjustable on one side Länge [mm] / Length [mm]:992 Konusmaß [mm] / Cone Size [mm]:20 Rohr-Ø [mm] / Pipe Ø [mm]:36	(9) (46) (101) (69) (58) (80)	21439 01 421 338 05 15  ▲ 11376 02	
	U 100L, 71 kW	11.92 -	Achslast [t] / Axle Load [t]:3,0 Achsausführung / Axle Version:737.500 Baumuster / Type:408.215	(23) (19) (28)
	U 100L, 85-90 kW	07.96 -	Achslast [t] / Axle Load [t]:3,0 Achsausführung / Axle Version:737.502 Baumuster / Type:408.216	(23) (19) (28)



MERCEDES-BENZ

Unimog 100-500 4x4




 6	Spurstange / Rod Assembly Führungsstange / Guide Rod einseitig verstellbar / Adjustable on one side Länge [mm] / Length [mm]:1115 Konusmaß [mm] / Cone Size [mm]:22 Rohr-Ø [mm] / Pipe Ø [mm]:42 mit Zubehör / with accessories	(9) (46) (101) (69) (58) (80) (140)	23943 01 000 338 98 15 
	U 140L	07.92 -	Baumuster / Type:418.117 (28) Achsausführung / Axle Version:737.532 (19) Achslast [t] / Axle Load [t]:4,0 (23)
	U 140L	07.92 -	Baumuster / Type:418.237 (28) Achsausführung / Axle Version:737.561 (19) Achslast [t] / Axle Load [t]:4,0 (23)
	U 140L	07.92 -	Baumuster / Type:418.217 (28) Achsausführung / Axle Version:737.560 (19) Achslast [t] / Axle Load [t]:4,0 (23)
	U 130,U 140	07.92 -	Baumuster / Type:418.102 (28) Achsausführung / Axle Version:737.531/533 (19) Achslast [t] / Axle Load [t]:4,0 (23)
	U 110,U 110L	02.92 -	Baumuster / Type:418.100 (28) Achsausführung / Axle Version:737.531/533 (19) Achslast [t] / Axle Load [t]:4,0 (23)
	U 110,U 110L	02.92 -	Baumuster / Type:418.115 (28) Achsausführung / Axle Version:737.530 (19) Achslast [t] / Axle Load [t]:4,0 (23)
 6	Spurstange / Rod Assembly Führungsstange / Guide Rod beidseitig verstellbar / Adjustable on both sides Länge [mm] / Length [mm]:1226 Konusmaß [mm] / Cone Size [mm]:26 Rohr-Ø [mm] / Pipe Ø [mm]:40 mit Zubehör / with accessories	(9) (46) (100) (69) (58) (80) (140)	33398 01 405 330 02 03 
	U 300, 110 kW	03.00 -	Scheibenbremse / Disc Brake (83) Achslast [t] / Axle Load [t]:6,7 (23) Achslast [t] / Axle Load [t]:5,1 (23) Achsausführung / Axle Version:737.570-571/580 (19) Baumuster / Type:405.100-101 (28)
	U 300, 130 kW	03.00 -	Scheibenbremse / Disc Brake (83) Achslast [t] / Axle Load [t]:6,7 (23) Achslast [t] / Axle Load [t]:5,1 (23) Achsausführung / Axle Version:737.570-571/580 (19) Baumuster / Type:405.120-121 (28)
	U 400, 130 kW	03.00 -	Scheibenbremse / Disc Brake (83) Achslast [t] / Axle Load [t]:6,7 (23) Achsausführung / Axle Version:737.580 (19) Baumuster / Type:405.102-103 (28)
	U 400, 170 kW	03.00 -	Scheibenbremse / Disc Brake (83) Achslast [t] / Axle Load [t]:6,7 (23) Achsausführung / Axle Version:737.580 (19) Baumuster / Type:405.122-123 (28)
 12	Lenker, Radaufhängung / Track Control Arm Längslenker / Trailing Arm Länge [mm] / Length [mm]:754,5 Rohr-Ø [mm] / Pipe Ø [mm]:48 Bohrung-Ø 2 [mm] / Bore Ø 2 [mm]:19 Lochabstand 1/Lochabstand 2 / Hole Pitch 1/ Hole Pitch 2:100 Bohrung-Ø 1 [mm] / Bore Ø 1 [mm]:26,2	(5) (70) (69) (80) (32) (67) (31)	33710 01 405 330 08 11 
	U 300, 110 kW	03.00 -	Baumuster / Type:405.100 (28)
	U 300, 130 kW	03.00 -	Baumuster / Type:405.120 (28)
	U 400, 130 kW	03.00 -	Baumuster / Type:405.102 (28)
	U 400, 170 kW	03.00 -	Baumuster / Type:405.122 (28)
	U 500, UGN NA, 170-172 kW	10.00 -	Baumuster / Type:405.200/210/230 (28)
	U 500, UGN NA, 205-209 kW	10.00 -	Baumuster / Type:405.220/210/230 (28)
	U 216	05.13 -	längs / Longitudinal (130)
	U 218	05.13 -	Baumuster / Type:405.090 (28)
	U 318	05.13 -	längs / Longitudinal (130) Baumuster / Type:405.104 (28)
	U 423	05.13 -	längs / Longitudinal (130) Baumuster / Type:405.105 (28)
	U 423 L	05.13 -	längs / Longitudinal (130) Baumuster / Type:405.125 (28)
	U 427, U 427 L	05.13 -	längs / Longitudinal (130)
	U 430, U 430 L	05.13 -	Baumuster / Type:405.110/125 (28)



MERCEDES-BENZ

Unimog 100-500

4x4





 10	Lenker, Radaufhängung / Track Control Arm Längslenker / Trailing Arm Länge [mm] / Length [mm]:640 Rohr-Ø [mm] / Pipe Ø [mm]:48 Bohrung-Ø [mm] / Bore Ø [mm]:26,2	(5) (70) (69) (80) (33)	33708 01 405 350 02 06 
	U 300, 110 kW	03.00 -	Baumuster / Type:405.100 (28)
	U 300, 130 kW	03.00 -	Baumuster / Type:405.120 (28)
	U 400, 130 kW	03.00 -	Baumuster / Type:405.102 (28)
	U 400, 170 kW	03.00 -	Baumuster / Type:405.122 (28)
	U 500, UGN NA, 170-172 kW	10.00 -	Baumuster / Type:405.200/210/230 (28)
	U 500, UGN NA, 205-209 kW	10.00 -	Baumuster / Type:405.220/210/230 (28)
	U 216	05.13 -	längs / Longitudinal (130)
	U 218	05.13 -	Baumuster / Type:405.090 (28)
	U 318	05.13 -	längs / Longitudinal (130) Baumuster / Type:405.104 (28)
	U 423	05.13 -	längs / Longitudinal (130) Baumuster / Type:405.105 (28)
	U 423 L	05.13 -	längs / Longitudinal (130) Baumuster / Type:405.125 (28)
	U 427, U 427 L	05.13 -	längs / Longitudinal (130)
	U 430, U 430 L	05.13 -	Baumuster / Type:405.110/125 (28)
		Spurstangenkopf / Tie Rod End Länge [mm] / Length [mm]:120 Gewindemaß / Thread Size:M30x1,5 mit Außengewinde / with external thread mit Rechtsgewinde / with right-hand thread Konusmaß [mm] / Cone Size [mm]:32 mit Zubehör / with accessories	(10) (69) (49) (131) (137) (58) (140)
U 423		05.13 -	Lenkstockhebel zur 1. VA / Pitman Arm to 1st FA für Schubstange / for push rod (66) Baumuster / Type:405.105 (128) (28)
U 423 L		05.13 -	Lenkstockhebel zur 1. VA / Pitman Arm to 1st FA für Schubstange / for push rod (66) Baumuster / Type:405.125 (128) (28)
U 427, U 427 L		05.13 -	Lenkstockhebel zur 1. VA / Pitman Arm to 1st FA (66)
U 430, U 430 L		05.13 -	für Schubstange / for push rod (128) Baumuster / Type:405.110/125 (28)



MERCEDES-BENZ

Unimog 100-500

4x4


 <p>Spurstangenkopf / Tie Rod End Länge [mm] / Length [mm]:115 Gewindemaß / Thread Size:M30x1,5 mit Außengewinde / with external thread mit Rechtsgewinde / with right-hand thread Konusmaß [mm] / Cone Size [mm]:26 mit Zubehör / with accessories</p>	(10)	 <p>11402 01 001 330 01 35</p>			
	U 216		05.13 -	Antriebsachse / Drive Axle	(25)
	U 218		05.13 -	für Führungsstange / for guide bar	(122)
				Achsausführung / Axle Version:737.572	(19)
				Achslast [t] / Axle Load [t]:5,1	(23)
				für / for:515536 22	(102)
				Baumuster / Type:405.090	(28)
U 318	05.13 -	Antriebsachse / Drive Axle	(25)		
		für Führungsstange / for guide bar	(122)		
		Achsausführung / Axle Version:737.572	(19)		
		Achslast [t] / Axle Load [t]:5,1	(23)		
		für / for:515536 22	(102)		
		für / for:515536 11	(102)		
		Baumuster / Type:405.104	(28)		
U 423	05.13 -	Antriebsachse / Drive Axle	(25)		
		für Führungsstange / for guide bar	(122)		
		Achsausführung / Axle Version:737.583	(19)		
		Achslast [t] / Axle Load [t]:7	(23)		
		für / for:515536 12	(102)		
		Baumuster / Type:405.105	(28)		
U 423 L	05.13 -	Antriebsachse / Drive Axle	(25)		
		für Führungsstange / for guide bar	(122)		
		Achsausführung / Axle Version:737.583	(19)		
		Achslast [t] / Axle Load [t]:7	(23)		
		für / for:515536 12	(102)		
		Baumuster / Type:405.125	(28)		
U 427, U 427 L	05.13 -	Antriebsachse / Drive Axle	(25)		
U 430, U 430 L	05.13 -	für Führungsstange / for guide bar	(122)		
		Achsausführung / Axle Version:737.583	(19)		
		Achslast [t] / Axle Load [t]:7	(23)		
		für / for:515536 12	(102)		
		Baumuster / Type:405.110/125	(28)		
 <p>Spurstangenkopf / Tie Rod End Länge [mm] / Length [mm]:115 Gewindemaß / Thread Size:M30x1,5 mit Außengewinde / with external thread mit Linksgewinde / with left-hand thread Konusmaß [mm] / Cone Size [mm]:26 mit Zubehör / with accessories</p>	(10)	 <p>11403 01 302 330 02 35</p>			
	U 216		05.13 -	Antriebsachse / Drive Axle	(25)
	U 218		05.13 -	für Führungsstange / for guide bar	(122)
				Achsausführung / Axle Version:737.572	(19)
				Achslast [t] / Axle Load [t]:5,1	(23)
				für / for:515536 22	(102)
				Baumuster / Type:405.090	(28)
U 318	05.13 -	Antriebsachse / Drive Axle	(25)		
		für Führungsstange / for guide bar	(122)		
		Achsausführung / Axle Version:737.572	(19)		
		Achslast [t] / Axle Load [t]:5,1	(23)		
		für / for:515536 22	(102)		
		Baumuster / Type:405.104	(28)		
U 423	05.13 -	Antriebsachse / Drive Axle	(25)		
		für Führungsstange / for guide bar	(122)		
		Achsausführung / Axle Version:737.583	(19)		
		Achslast [t] / Axle Load [t]:7	(23)		
		für / for:515536 12	(102)		
		Baumuster / Type:405.105	(28)		
U 423 L	05.13 -	Antriebsachse / Drive Axle	(25)		
		für Führungsstange / for guide bar	(122)		
		Achsausführung / Axle Version:737.583	(19)		
		Achslast [t] / Axle Load [t]:7	(23)		
		für / for:515536 12	(102)		
		Baumuster / Type:405.125	(28)		
U 427, U 427 L	05.13 -	Antriebsachse / Drive Axle	(25)		
U 430, U 430 L	05.13 -	für Führungsstange / for guide bar	(122)		
		Achsausführung / Axle Version:737.583	(19)		
		Achslast [t] / Axle Load [t]:7	(23)		
		für / for:515536 12	(102)		
		Baumuster / Type:405.110/125	(28)		





MERCEDES-BENZ

Unimog 100-500

4x4



Spurstangenkopf / Tie Rod End für Schubstange / for push rod Länge [mm] / Length [mm]:115 Gewindemaß / Thread Size:M30x1,5 mit Außengewinde / with external thread für Rechtsgewinde / for right-hand thread Konusmaß [mm] / Cone Size [mm]:28,6 mit Zubehör / with accessories	(10)		27623 01	001 460 48 48	
	(128)				
	(69)				
	(49)				
U 216	05.13 -		Lenkstockhebel zur 1. VA / Pitman Arm to 1st FA	(66)	
U 218	05.13 -		Baumuster / Type:405.090	(28)	
U 318	05.13 -		Lenkstockhebel zur 1. VA / Pitman Arm to 1st FA	(66)	
			Baumuster / Type:405.104	(28)	

Unimog 100-500

 6 Spurstange / Rod Assembly Führungsstange / Guide Rod einseitig verstellbar / Adjustable on one side Länge [mm] / Length [mm]:1315 Konusmaß [mm] / Cone Size [mm]:26 Rohr-Ø [mm] / Pipe Ø [mm]:50 mit Zubehör / with accessories	(9)		33949 02	437 330 04 03	
	(46)				
	(101)				
	(69)				
TM 170					
TM 215					

Unimog 500-900

2x2










 6 Spurstange / Rod Assembly Führungsstange / Guide Rod einseitig verstellbar / Adjustable on one side Länge [mm] / Length [mm]:992 Konusmaß [mm] / Cone Size [mm]:20 Rohr-Ø [mm] / Pipe Ø [mm]:36	(9)		21439 01	421 338 05 15	
	(46)				
	(101)				
	(69)				
U 60T, U 600T	01.77 - 05.88		Achslast [t] / Axle Load [t]:2,5	(23)	
			Achsausführung / Axle Version:737.003	(19)	
			Baumuster / Type:421.132-133	(28)	



MERCEDES-BENZ

Unimog 500-900

4x4





 1	Lenkstange / Centre Rod Assembly Schubstange / Push Rod einseitig verstellbar / Adjustable on one side Länge [mm] / Length [mm]:1015 Konusmaß [mm] / Cone Size [mm]:26 Rohr-Ø [mm] / Pipe Ø [mm]:38 mit Rechtsgewinde / with right-hand thread mit Zubehör / with accessories	(6) (85) (101) (69) (58) (80) (137) (140)	13559 01 406 460 07 05  11402 01	
	U 900, 62 kW, 6 t	01.77 -	Lenkstockhebel zur 1. VA / Pitman Arm to 1st FA Baumuster / Type:406.120-121 Chass. 020559->	(66) (28)
	U 900, 62 kW, 6 t	01.77 -	Lenkstockhebel zur 1. VA / Pitman Arm to 1st FA Baumuster / Type:417.201/101	(66) (28)
	U 900, 62 kW, 7,5 t	05.88 -	Lenkstockhebel zur 1. VA / Pitman Arm to 1st FA Baumuster / Type:417.101	(66) (28)
	U 800, 6 t	01.77 - 03.90	Lenkstockhebel zur 1. VA / Pitman Arm to 1st FA Baumuster / Type:403.122 Chass. 003544->	(66) (28)
	U 800, 6 t	01.77 - 03.90	Lenkstockhebel zur 1. VA / Pitman Arm to 1st FA Baumuster / Type:417.200	(66) (28)
	U 800, 7,5 t	05.88 - 03.90	Lenkstockhebel zur 1. VA / Pitman Arm to 1st FA Baumuster / Type:417.100	(66) (28)
	U 800L	01.77 - 03.90	Lenkstockhebel zur 1. VA / Pitman Arm to 1st FA Baumuster / Type:413.110-111 Chass. 000070->	(66) (28)
	U 900, 81 kW, 6 t	01.77 - 01.88	Lenkstockhebel zur 1. VA / Pitman Arm to 1st FA Baumuster / Type:406.142-143 Chass. 020559->	(66) (28)
	U 900, 81 kW, 7,5 t	11.88 -	Lenkstockhebel zur 1. VA / Pitman Arm to 1st FA Baumuster / Type:417.106	(66) (28)
 1	Lenkstange / Centre Rod Assembly Schubstange / Push Rod einseitig verstellbar / Adjustable on one side Länge [mm] / Length [mm]:1015 Konusmaß [mm] / Cone Size [mm]:20 Rohr-Ø [mm] / Pipe Ø [mm]:36 mit Zubehör / with accessories	(6) (85) (101) (69) (58) (80) (140)	21760 01 406 460 01 05  11392 01	
	U 900, 62 kW, 6 t	01.77 -	Lenkstockhebel zur 1. VA / Pitman Arm to 1st FA ->Chass. 020558 Baumuster / Type:406.121/120	(66) (28)
	U 800, 6 t	01.77 - 03.90	Lenkstockhebel zur 1. VA / Pitman Arm to 1st FA ->Chass. 003543 Baumuster / Type:403.122	(66) (28)
	U 800L	01.77 - 03.90	Lenkstockhebel zur 1. VA / Pitman Arm to 1st FA ->Chass. 000069 Baumuster / Type:413.110-111	(66) (28)
	U 900, 81 kW, 6 t	01.77 - 01.88	Lenkstockhebel zur 1. VA / Pitman Arm to 1st FA ->Chass. 020558 Baumuster / Type:406.142-143	(66) (28)
 1	Lenkstange / Centre Rod Assembly Schubstange / Push Rod einseitig verstellbar / Adjustable on one side Länge [mm] / Length [mm]:874 Konusmaß [mm] / Cone Size [mm]:20 Rohr-Ø [mm] / Pipe Ø [mm]:30 mit Zubehör / with accessories	(6) (85) (101) (69) (58) (80) (140)	24214 01 421 460 10 05  11392 01	
	U 52, U 60, U 600,U 600L	01.77 - 05.88	Lenkstockhebel zur 1. VA / Pitman Arm to 1st FA Baumuster / Type:421.128-129/140-141/162	(66) (28)



MERCEDES-BENZ









Unimog 500-900

4x4

 6	Spurstange / Rod Assembly Führungsstange / Guide Rod einseitig verstellbar / Adjustable on one side Länge [mm] / Length [mm]:1145 Konusmaß [mm] / Cone Size [mm]:20 Rohr-Ø [mm] / Pipe Ø [mm]:46 mit Rechtsgewinde / with right-hand thread mit Zubehör / with accessories	(9) (46) (101) (69) (58) (80) (137) (140)	13558 01  11392 01	406 330 01 03
	U 900, 62 kW, 6 t	01.77 -	Baumuster / Type:406.120-121 Achslast [t] / Axle Load [t]:3,7 Achsausführung / Axle Version:737.001 ->Chass. 020558	(28) (23) (19)
	U 900, 62 kW, 6 t	01.77 -	Baumuster / Type:417.201 Achslast [t] / Axle Load [t]:3,7 Achsausführung / Axle Version:737.001	(28) (23) (19)
	U 800, 6 t	01.77 - 03.90	Baumuster / Type:403.122 ->Chass. 003543 Achslast [t] / Axle Load [t]:3,7 Achsausführung / Axle Version:737.001	(28) (23) (19)
	U 800, 6 t	01.77 - 03.90	Baumuster / Type:417.200 Achslast [t] / Axle Load [t]:3,7 Achsausführung / Axle Version:737.001	(28) (23) (19)
	U 800L	01.77 - 03.90	Baumuster / Type:413.110-111 ->Chass. 000069 Achslast [t] / Axle Load [t]:3,7 Achsausführung / Axle Version:737.001	(28) (23) (19)
	U 900, 81 kW, 6 t	01.77 - 01.88	Baumuster / Type:406.142-143 ->Chass. 020558 Achslast [t] / Axle Load [t]:3,7 Achsausführung / Axle Version:737.001	(28) (23) (19)
 6	Spurstange / Rod Assembly Führungsstange / Guide Rod einseitig verstellbar / Adjustable on one side Länge [mm] / Length [mm]:1132 Konusmaß [mm] / Cone Size [mm]:22 Rohr-Ø [mm] / Pipe Ø [mm]:46 mit Rechtsgewinde / with right-hand thread mit Zubehör / with accessories	(9) (46) (101) (69) (58) (80) (137) (140)	13560 01  11380 01	416 330 00 03
	U 900, 62 kW, 6 t	01.77 -	Baumuster / Type:406.120-121 Achslast [t] / Axle Load [t]:3,7 Achsausführung / Axle Version:737.001/101 Chass. 020559->	(28) (23) (19)
	U 900, 62 kW, 6 t	01.77 -	Baumuster / Type:417.201 Achslast [t] / Axle Load [t]:3,7 Achsausführung / Axle Version:737.001/101	(28) (23) (19)
	U 900, 62 kW, 7,5 t	05.88 -	Baumuster / Type:417.101 Achslast [t] / Axle Load [t]:3,7 Achsausführung / Axle Version:737.101	(28) (23) (19)
	U 800, 6 t	01.77 - 03.90	Baumuster / Type:403.122 Chass. 003544-> Achslast [t] / Axle Load [t]:3,7 Achsausführung / Axle Version:737.001/101	(28) (23) (19)
	U 800, 6 t	01.77 - 03.90	Baumuster / Type:417.200 Achslast [t] / Axle Load [t]:3,7 Achsausführung / Axle Version:737.001/101	(28) (23) (19)
	U 800, 7,5 t	05.88 - 03.90	Baumuster / Type:417.100 Achslast [t] / Axle Load [t]:3,7 Achsausführung / Axle Version:737.101	(28) (23) (19)
	U 800L	01.77 - 03.90	Baumuster / Type:413.110-111 Chass. 000070-> Achslast [t] / Axle Load [t]:3,7 Achsausführung / Axle Version:737.001/101	(28) (23) (19)
	U 800L	01.77 - 03.90	Baumuster / Type:413.110-111 Achslast [t] / Axle Load [t]:3,7 Achsausführung / Axle Version:737.132	(28) (23) (19)
	U 900, 81 kW, 6 t	01.77 - 01.88	Baumuster / Type:406.142-143 Chass. 020559-> Achslast [t] / Axle Load [t]:3,7 Achsausführung / Axle Version:737.001	(28) (23) (19)
	U 900, 81 kW, 7,5 t	11.88 -	Baumuster / Type:417.106 Achslast [t] / Axle Load [t]:3,7 Achsausführung / Axle Version:737.101	(28) (23) (19)



MERCEDES-BENZ


Unimog 500-900		4x4	
 6	Spurstange / Rod Assembly Führungsstange / Guide Rod einseitig verstellbar / Adjustable on one side Länge [mm] / Length [mm]:992 Konusmaß [mm] / Cone Size [mm]:20 Rohr-Ø [mm] / Pipe Ø [mm]:36	(9) (46) (101) (69) (58) (80)	21439 01 421 338 05 15  ▲ 11376 02
	U 650,U 650L, 4,5 t	05.88 -	Achslast [t] / Axle Load [t]:2,6 (23) Achsausführung / Axle Version:737.011 (19) Baumuster / Type:407.210-211 (28)
	U 650,U 650L, 4,5 t	05.88 -	Achslast [t] / Axle Load [t]:2,6 (23) Achsausführung / Axle Version:737.010 (19) Baumuster / Type:407.210-211 (28)
	U 650,U 650L, 5,8 t	05.88 -	Achslast [t] / Axle Load [t]:2,6 (23) Achsausführung / Axle Version:737.008 (19) Baumuster / Type:407.110-111 (28)
	U 650,U 650L, 5,8 t	05.88 -	Achslast [t] / Axle Load [t]:2,6 (23) Achsausführung / Axle Version:737.009 (19) Baumuster / Type:407.110-111 (28)
	U 600, 4,5 t	05.88 -	Achslast [t] / Axle Load [t]:2,6 (23) Achsausführung / Axle Version:737.010 (19) Baumuster / Type:407.200 (28)
	U 600, 5,8 t	05.88 -	Achslast [t] / Axle Load [t]:2,6 (23) Achsausführung / Axle Version:737.008 (19) Baumuster / Type:407.100 (28)
	U 52, U 60, U 600,U 600L	01.77 - 05.88	Achslast [t] / Axle Load [t]:2,5 (23) Achsausführung / Axle Version:737.004 (19) Baumuster / Type:421.128-129/162 (28)
	U 52, U 60, U 600,U 600L	01.77 - 05.88	Achslast [t] / Axle Load [t]:2,6 (23) Achsausführung / Axle Version:737.005 (19) Baumuster / Type:421.140-141/162 (28)
 12	Lenker, Radaufhängung / Track Control Arm Längslenker / Trailing Arm Länge [mm] / Length [mm]:754,5 Rohr-Ø [mm] / Pipe Ø [mm]:48 Bohrung-Ø 2 [mm] / Bore Ø 2 [mm]:19 Lochabstand 1/Lochabstand 2 / Hole Pitch 1/ Hole Pitch 2:100 Bohrung-Ø 1 [mm] / Bore Ø 1 [mm]:26,2	(5) (70) (69) (80) (32) (67) (31)	33710 01 405 330 08 11 
	U 527, U 527 L 05.13 - U 530, U 530 L 05.13 -	längs / Longitudinal (130) Baumuster / Type:405.202/222 (28)	
 10	Lenker, Radaufhängung / Track Control Arm Längslenker / Trailing Arm Länge [mm] / Length [mm]:640 Rohr-Ø [mm] / Pipe Ø [mm]:48 Bohrung-Ø [mm] / Bore Ø [mm]:26,2	(5) (70) (69) (80) (33)	33708 01 405 350 02 06 
	U 527, U 527 L 05.13 - U 530, U 530 L 05.13 -	längs / Longitudinal (130) Baumuster / Type:405.202/222 (28)	
	Spurstangenkopf / Tie Rod End Länge [mm] / Length [mm]:115 Gewindemaß / Thread Size:M30x1,5 mit Außengewinde / with external thread mit Rechtsgewinde / with right-hand thread Konusmaß [mm] / Cone Size [mm]:26 mit Zubehör / with accessories	(10) (69) (49) (131) (137) (58) (140)	11402 01 001 330 01 35 
	U 527, U 527 L 05.13 - U 530, U 530 L 05.13 -	Antriebsachse / Drive Axle (25) für Führungsstange / for guide bar (122) Achsausführung / Axle Version:737.592 (19) Achslast [t] / Axle Load [t]:7,5 (23) Baumuster / Type:405.222/202 (28)	



MERCEDES-BENZ





Unimog 500-900

4x4

	Spurstangenkopf / Tie Rod End Länge [mm] / Length [mm]:115 Gewindemaß / Thread Size:M30x1,5 mit Außengewinde / with external thread mit Linksgewinde / with left-hand thread Konusmaß [mm] / Cone Size [mm]:26 mit Zubehör / with accessories	(10) (69) (49) (131) (135) (58) (140)	11403 01 	302 330 02 35
	U 527, U 527 L U 530, U 530 L	05.13 - 05.13 -	Antriebsachse / Drive Axle für Führungsstange / for guide bar Achsausführung / Axle Version:737.592 Achslast [t] / Axle Load [t]:7,5 Baumuster / Type:405.222/202	(25) (122) (19) (23) (28)

Unimog 1000-1350

2x2









	1 Lenkstange / Centre Rod Assembly Schubstange / Push Rod einseitig verstellbar / Adjustable on one side Länge [mm] / Length [mm]:975 Konusmaß [mm] / Cone Size [mm]:20 Rohr-Ø [mm] / Pipe Ø [mm]:36	(6) (85) (101) (69) (58) (80)	24211 01 	406 460 02 05 ▲ 11392 01
	U 100, U 110T, U 1100T	01.77 -	Lenkstockhebel zur 1. VA / Pitman Arm to 1st FA Baumuster / Type:416.134-135 ->Chass. 010349	(66) (28)
	1 Lenkstange / Centre Rod Assembly Schubstange / Push Rod einseitig verstellbar / Adjustable on one side Länge [mm] / Length [mm]:882 Konusmaß [mm] / Cone Size [mm]:26 Rohr-Ø [mm] / Pipe Ø [mm]:38 mit Zubehör / with accessories	(6) (85) (101) (69) (58) (80) (140)	24223 01 	427 460 01 05 ▲ 11402 01
	U 1200T, 13,75 t	01.88 -	Lenkstockhebel zur 1. VA / Pitman Arm to 1st FA Baumuster / Type:427.000	(66) (28)
	6 Spurstange / Rod Assembly Führungsstange / Guide Rod einseitig verstellbar / Adjustable on one side Länge [mm] / Length [mm]:1216 Konusmaß [mm] / Cone Size [mm]:20 Rohr-Ø [mm] / Pipe Ø [mm]:40 mit Zubehör / with accessories	(9) (46) (101) (69) (58) (80) (140)	23958 01 	406 330 02 03 ▲ 11392 01
	U 100, U 110T, U 1100T	01.77 -	Baumuster / Type:416.134-135 Vorderachsnummer / Front Axle No.:737.001 Vorderachsnummer / Front Axle No.:737.101 ->Chass. 010363	(28) (87) (87)
	6 Spurstange / Rod Assembly Führungsstange / Guide Rod einseitig verstellbar / Adjustable on one side Länge [mm] / Length [mm]:1170 Konusmaß [mm] / Cone Size [mm]:26 Rohr-Ø [mm] / Pipe Ø [mm]:46 mit Zubehör / with accessories	(9) (46) (101) (69) (58) (80) (140)	23970 01 	424 330 03 03 ▲ 11402 01
	U 1200T, 13,75 t	01.88 -	Baumuster / Type:427.000 Achslast [t] / Axle Load [t]:4,4 Achsausführung / Axle Version:737.363/119	(28) (23) (19)
	U 1200T, 12,75 t	01.83 - 05.88	Baumuster / Type:424.132 Achslast [t] / Axle Load [t]:4,0 Achsausführung / Axle Version:737.110	(28) (23) (19)
	U 1000T	01.77 - 12.82	Baumuster / Type:424.131 Achslast [t] / Axle Load [t]:4,0 Achsausführung / Axle Version:737.110	(28) (23) (19)



MERCEDES-BENZ

Unimog 1000-1350

4x4





 1	Lenkstange / Centre Rod Assembly Schubstange / Push Rod einseitig verstellbar / Adjustable on one side Länge [mm] / Length [mm]:1015 Konusmaß [mm] / Cone Size [mm]:26 Rohr-Ø [mm] / Pipe Ø [mm]:38 mit Rechtsgewinde / with right-hand thread mit Zubehör / with accessories	(6)	13559 01 406 460 07 05 
		(85)	
		(101)	
		(69)	
		(58)	
		(80)	
(137)			
(140)			
U 1150,U 1150L, 6 t	05.88 -	Lenkstockhebel zur 1. VA / Pitman Arm to 1st FA Baumuster / Type:417.210-211/220	(66) (28)
U 1150,U 1150L, 7,5 t	05.88 -	Lenkstockhebel zur 1. VA / Pitman Arm to 1st FA Baumuster / Type:417.110-111/115-116/120	(66) (28)
U 100, U 110, U 1100L	01.77 - 05.88	Lenkstockhebel zur 1. VA / Pitman Arm to 1st FA Baumuster / Type:416.115-117/140-141/160 Chass. 010350->	(66) (28)
U 125, U 1100L	01.77 - 01.88	Lenkstockhebel zur 1. VA / Pitman Arm to 1st FA Baumuster / Type:416.114/162-163 Chass. 010350->	(66) (28)
U 1150L	05.88 -	Lenkstockhebel zur 1. VA / Pitman Arm to 1st FA Baumuster / Type:417.212	(66) (28)
 1	Lenkstange / Centre Rod Assembly Schubstange / Push Rod einseitig verstellbar / Adjustable on one side Länge [mm] / Length [mm]:1000 Konusmaß [mm] / Cone Size [mm]:26 Rohr-Ø [mm] / Pipe Ø [mm]:38 mit Zubehör / with accessories	(6)	13563 01 437 460 01 05 
		(85)	
		(101)	
		(69)	
		(58)	
		(80)	
		(140)	
U 1350L	05.88 -	Lenkstockhebel zur 1. VA / Pitman Arm to 1st FA Baumuster / Type:437.110	(66) (28)
U 1300,U 1300L	01.77 - 05.88	Lenkstockhebel zur 1. VA / Pitman Arm to 1st FA Baumuster / Type:425.121	(66) (28)
U 1300,U 1300L	01.77 - 05.88	Lenkstockhebel zur 1. VA / Pitman Arm to 1st FA Baumuster / Type:435.115/117	(66) (28)
U 1300,U 1300L	01.77 - 05.88	Lenkstockhebel zur 1. VA / Pitman Arm to 1st FA Baumuster / Type:436.320-321	(66) (28)
U 1300	01.77 - 12.84	Lenkstockhebel zur 1. VA / Pitman Arm to 1st FA Baumuster / Type:425.121	(66) (28)
U 1300 L	01.77 - 05.88	Lenkstockhebel zur 1. VA / Pitman Arm to 1st FA Baumuster / Type:436.325-326	(66) (28)
 1	Lenkstange / Centre Rod Assembly Schubstange / Push Rod einseitig verstellbar / Adjustable on one side Länge [mm] / Length [mm]:1015 Konusmaß [mm] / Cone Size [mm]:20 Rohr-Ø [mm] / Pipe Ø [mm]:36 mit Zubehör / with accessories	(6)	21760 01 406 460 01 05 
		(85)	
		(101)	
U 100, U 110, U 1100L	01.77 - 05.88	Lenkstockhebel zur 1. VA / Pitman Arm to 1st FA ->Chass. 010349 Baumuster / Type:416.115/140-141/160	(66) (28)
U 125, U 1100L	01.77 - 01.88	Lenkstockhebel zur 1. VA / Pitman Arm to 1st FA ->Chass. 010349 Baumuster / Type:416.114/162-163	(66) (28)
 1	Lenkstange / Centre Rod Assembly Schubstange / Push Rod einseitig verstellbar / Adjustable on one side Länge [mm] / Length [mm]:882 Konusmaß [mm] / Cone Size [mm]:26 Rohr-Ø [mm] / Pipe Ø [mm]:38 mit Zubehör / with accessories	(6)	24223 01 427 460 01 05 
		(85)	
		(101)	
		(69)	
		(58)	
U 1250L	05.88 -	Lenkstockhebel zur 1. VA / Pitman Arm to 1st FA Baumuster / Type:427.111	(66) (28)
U 1250,U 1250L	01.88 -	Lenkstockhebel zur 1. VA / Pitman Arm to 1st FA Baumuster / Type:427.110-111	(66) (28)
U 1200, 8,5 t	01.88 -	Lenkstockhebel zur 1. VA / Pitman Arm to 1st FA Baumuster / Type:427.101	(66) (28)
U 1000, 75 kW	01.88 -	Lenkstockhebel zur 1. VA / Pitman Arm to 1st FA Baumuster / Type:427.100	(66) (28)



MERCEDES-BENZ

Unimog 1000-1350

4x4





 <div style="border: 1px solid black; padding: 2px; display: inline-block;">6</div>	Spurstange / Rod Assembly Führungsstange / Guide Rod einseitig verstellbar / Adjustable on one side Länge [mm] / Length [mm]:1145 Konusmaß [mm] / Cone Size [mm]:20 Rohr-Ø [mm] / Pipe Ø [mm]:46 mit Rechtsgewinde / with right-hand thread mit Zubehör / with accessories	(9) (46) (101) (69) (58) (80) (137) (140)	13558 01 406 330 01 03 	
	U 1150,U 1150L, 6 t	05.88 -	Baumuster / Type:417.210-211/220 Achslast [t] / Axle Load [t]:3,7 Achsausführung / Axle Version:737.001	(28) (23) (19)
	U 100, U 110, U 1100L	01.77 - 05.88	Baumuster / Type:416.115/140-141/160 ->Chass. 010349 Achslast [t] / Axle Load [t]:3,7 Achsausführung / Axle Version:737.001	(28) (23) (19)
	U 100, U 110, U 1100L	01.77 - 05.88	Baumuster / Type:416.116-117 Achslast [t] / Axle Load [t]:3,7 Achsausführung / Axle Version:737.001	(28) (23) (19)
	U 125, U 1100L	01.77 - 01.88	Baumuster / Type:416.114 ->Chass. 010349 Achslast [t] / Axle Load [t]:3,7 Achsausführung / Axle Version:737.001	(28) (23) (19)
	U 125, U 1100L	01.77 - 01.88	Baumuster / Type:416.162-163 Achslast [t] / Axle Load [t]:3,7 Achsausführung / Axle Version:737.001/030	(28) (23) (19)
 <div style="border: 1px solid black; padding: 2px; display: inline-block;">6</div>	Spurstange / Rod Assembly Führungsstange / Guide Rod einseitig verstellbar / Adjustable on one side Länge [mm] / Length [mm]:1132 Konusmaß [mm] / Cone Size [mm]:22 Rohr-Ø [mm] / Pipe Ø [mm]:46 mit Rechtsgewinde / with right-hand thread mit Zubehör / with accessories	(9) (46) (101) (69) (58) (80) (137) (140)	13560 01 416 330 00 03 	
	U 1150,U 1150L, 6 t	05.88 -	Baumuster / Type:417.210-211/220 Achslast [t] / Axle Load [t]:3,7 Achsausführung / Axle Version:737.001/101	(28) (23) (19)
	U 1150,U 1150L, 7,5 t	05.88 -	Baumuster / Type:417.110-111/115-116/120 Achslast [t] / Axle Load [t]:3,7 Achsausführung / Axle Version:737.101	(28) (23) (19)
	U 100, U 110, U 1100L	01.77 - 05.88	Baumuster / Type:416.115/140-141/160 Chass. 010350-> Achslast [t] / Axle Load [t]:3,7 Achsausführung / Axle Version:737.001/101	(28) (23) (19)
	U 100, U 110, U 1100L	01.77 - 05.88	Baumuster / Type:416.116-117 Achslast [t] / Axle Load [t]:3,7 Achsausführung / Axle Version:737.001/101	(28) (23) (19)
	U 125, U 1100L	01.77 - 01.88	Baumuster / Type:416.114 Chass. 010350-> Achslast [t] / Axle Load [t]:3,7 Achsausführung / Axle Version:737.001/101	(28) (23) (19)
	U 125, U 1100L	01.77 - 01.88	Baumuster / Type:416.162-163 Achslast [t] / Axle Load [t]:3,7 Achsausführung / Axle Version:737.001/030/101/130	(28) (23) (19)



MERCEDES-BENZ

Unimog 1000-1350

4x4



 6	Spurstange / Rod Assembly Führungsstange / Guide Rod einseitig verstellbar / Adjustable on one side Länge [mm] / Length [mm]:1370 Konusmaß [mm] / Cone Size [mm]:26 Rohr-Ø [mm] / Pipe Ø [mm]:50 mit Rechtsgewinde / with right-hand thread mit Zubehör / with accessories	(9) (46) (101) (69) (58) (80) (137) (140)	13562 01 435 330 00 03  11402 01	
	U 1350L	05.88 -	Baumuster / Type:437.110 Achslast [t] / Axle Load [t]:4,0 Vorderachsnummer / Front Axle No.:737.112	(28) (23) (87)
	U 1300,U 1300L	01.77 - 05.88	Baumuster / Type:436.320-321 Achslast [t] / Axle Load [t]:4,0 Vorderachsnummer / Front Axle No.:737.451	(28) (23) (87)
	U 1300,U 1300L	01.77 - 05.88	Baumuster / Type:436.321 Achslast [t] / Axle Load [t]:4,0 Vorderachsnummer / Front Axle No.:737.730	(28) (23) (87)
	U 1300,U 1300L	01.77 - 05.88	Baumuster / Type:437.111/120 Achslast [t] / Axle Load [t]:4,0 Vorderachsnummer / Front Axle No.:737.361	(28) (23) (87)
	U 1300,U 1300L	01.77 - 05.88	Baumuster / Type:435.115/117 Achslast [t] / Axle Load [t]:4,0 Vorderachsnummer / Front Axle No.:737.111	(28) (23) (87)
	U 1300 L	01.77 - 05.88	Baumuster / Type:436.326 Achslast [t] / Axle Load [t]:4,0 Vorderachsnummer / Front Axle No.:737.730	(28) (23) (87)
	U 1300 L	01.77 - 05.88	Baumuster / Type:436.325-326 Achslast [t] / Axle Load [t]:4,0 Vorderachsnummer / Front Axle No.:737.451	(28) (23) (87)
 6	Spurstange / Rod Assembly Führungsstange / Guide Rod einseitig verstellbar / Adjustable on one side Länge [mm] / Length [mm]:1170 Konusmaß [mm] / Cone Size [mm]:26 Rohr-Ø [mm] / Pipe Ø [mm]:46 mit Zubehör / with accessories	(9) (46) (101) (69) (58) (80) (140)	23970 01 424 330 03 03  11402 01	
	U 1250L	05.88 -	Baumuster / Type:427.111 Achslast [t] / Axle Load [t]:4,4 Achsausführung / Axle Version:737.360/115/118	(28) (23) (19)
	U 1250L	05.88 -	Baumuster / Type:427.111 Achslast [t] / Axle Load [t]:4,0 Achsausführung / Axle Version:737.116/110/113	(28) (23) (19)
	U 1250,U 1250L	01.88 -	Baumuster / Type:427.110-111 Achslast [t] / Axle Load [t]:4,4 Achsausführung / Axle Version:737.360/115/118	(28) (23) (19)
	U 1250,U 1250L	01.88 -	Baumuster / Type:427.110-111 Achslast [t] / Axle Load [t]:4,0 Achsausführung / Axle Version:737.110/116/113	(28) (23) (19)
	U 1200, 8,5 t	01.88 -	Baumuster / Type:427.101 Achslast [t] / Axle Load [t]:4,4 Achsausführung / Axle Version:737.115/118	(28) (23) (19)
	U 1200, 8,5 t	01.88 -	Baumuster / Type:427.101 Achslast [t] / Axle Load [t]:4,0 Achsausführung / Axle Version:737.110	(28) (23) (19)
	U 1000, 75 kW	01.88 -	Baumuster / Type:427.100 Achslast [t] / Axle Load [t]:4,4 Achsausführung / Axle Version:737.115/118	(28) (23) (19)
	U 1000, 75 kW	01.88 -	Baumuster / Type:427.100 Achslast [t] / Axle Load [t]:4,0 Achsausführung / Axle Version:737.110	(28) (23) (19)
	U 1250	12.84 - 05.88	Baumuster / Type:424.127/126 Achslast [t] / Axle Load [t]:4,0 Achsausführung / Axle Version:737.110/113	(28) (23) (19)
	U 1250	12.84 - 05.88	Baumuster / Type:424.126 Achslast [t] / Axle Load [t]:4,0 Achsausführung / Axle Version:737.110	(28) (23) (19)
	U 1200, 7,5 t	02.82 - 05.88	Baumuster / Type:424.122 Achslast [t] / Axle Load [t]:4,0 Achsausführung / Axle Version:737.110	(28) (23) (19)
	U 1000, 70 kW	01.77 - 05.88	Baumuster / Type:424.121 Achslast [t] / Axle Load [t]:4,0 Achsausführung / Axle Version:737.110	(28) (23) (19)



MERCEDES-BENZ





Unimog 1000-1350

4x4

 6	Spurstange / Rod Assembly Führungsstange / Guide Rod einseitig verstellbar / Adjustable on one side Länge [mm] / Length [mm]:1315 Konusmaß [mm] / Cone Size [mm]:26 Rohr-Ø [mm] / Pipe Ø [mm]:50 mit Zubehör / with accessories	(9) (46) (101) (69) (58) (80) (140)	33949 02 437 330 04 03  11402 01	
	U 1300,U 1300L	01.77 - 05.88	Baumuster / Type:425.121	(28)
	U 1300	01.77 - 12.84		



Unimog 1400-1750

2x2

 1	Lenkstange / Centre Rod Assembly Schubstange / Push Rod einseitig verstellbar / Adjustable on one side Länge [mm] / Length [mm]:1000 Konusmaß [mm] / Cone Size [mm]:26 Rohr-Ø [mm] / Pipe Ø [mm]:38 mit Zubehör / with accessories	(6) (85) (101) (69) (58) (80) (140)	13563 01 437 460 01 05  11402 01	
	U 1700T	09.88 -	Lenkstockhebel zur 1. VA / Pitman Arm to 1st FA Baumuster / Type:437.000	(66) (28)
	U 1500T	01.77 - 05.88	Lenkstockhebel zur 1. VA / Pitman Arm to 1st FA Baumuster / Type:425.131	(66) (28)
 6	Spurstange / Rod Assembly Führungsstange / Guide Rod einseitig verstellbar / Adjustable on one side Länge [mm] / Length [mm]:1315 Konusmaß [mm] / Cone Size [mm]:26 Rohr-Ø [mm] / Pipe Ø [mm]:50 mit Zubehör / with accessories	(9) (46) (101) (69) (58) (80) (140)	33949 02 437 330 04 03  11402 01	
	U 1500T	01.77 - 05.88		
	U 1700T	09.88 -		

Unimog 1400-1750

4x2





 1	Lenkstange / Centre Rod Assembly Schubstange / Push Rod einseitig verstellbar / Adjustable on one side Länge [mm] / Length [mm]:882 Konusmaß [mm] / Cone Size [mm]:26 Rohr-Ø [mm] / Pipe Ø [mm]:38 mit Zubehör / with accessories	(6) (85) (101) (69) (58) (80) (140)	24223 01 427 460 01 05  11402 01
	U 1600	09.89 -	Lenkstockhebel zur 1. VA / Pitman Arm to 1st FA Baumuster / Type:427.107



MERCEDES-BENZ

Unimog 1400-1750

4x4





1		1		13563 01		437 460 01 05				
	Lenkstange / Centre Rod Assembly Schubstange / Push Rod einseitig verstellbar / Adjustable on one side Länge [mm] / Length [mm]:1000 Konusmaß [mm] / Cone Size [mm]:26 Rohr-Ø [mm] / Pipe Ø [mm]:38 mit Zubehör / with accessories	(6)			11402 01					
			(85)							
			(101)							
			(69)							
			(58)							
			(80)							
			(140)							
		U 1750,U 1750L, 12,5 t	09.88 -						Lenkstockhebel zur 1. VA / Pitman Arm to 1st FA Baumuster / Type:437.130-131	(66) (28)
		U 1750,U 1750L, 12 t	09.88 -						Lenkstockhebel zur 1. VA / Pitman Arm to 1st FA Baumuster / Type:437.112-113	(66) (28)
		U 1700, U 1700 L	09.88 -						Lenkstockhebel zur 1. VA / Pitman Arm to 1st FA Baumuster / Type:437.100/110	(66) (28)
		U 1700, U 1700 L	09.88 -						Lenkstockhebel zur 1. VA / Pitman Arm to 1st FA Baumuster / Type:436.340-343	(66) (28)
		U 1700,U 1700L	05.78 - 09.88						Lenkstockhebel zur 1. VA / Pitman Arm to 1st FA Baumuster / Type:435.110-111	(66) (28)
		U 1700L	05.78 - 09.88						Lenkstockhebel zur 1. VA / Pitman Arm to 1st FA Baumuster / Type:435.113	(66) (28)
		U 1550L, 150-157 kW	05.88 -						Lenkstockhebel zur 1. VA / Pitman Arm to 1st FA Baumuster / Type:437.116/125	(66) (28)
		U 1550L, 177 kW	05.88 -						Lenkstockhebel zur 1. VA / Pitman Arm to 1st FA Baumuster / Type:437.120/125/123	(66) (28)
U 1550L, 114 kW	01.92 -		Lenkstockhebel zur 1. VA / Pitman Arm to 1st FA Baumuster / Type:437.141	(66) (28)						
U 1550L, 114 kW	01.92 -		Lenkstockhebel zur 1. VA / Pitman Arm to 1st FA Baumuster / Type:437.141	(66) (28)						
U 1550L, 115 kW	05.88 -		Lenkstockhebel zur 1. VA / Pitman Arm to 1st FA Baumuster / Type:437.111	(66) (28)						
U 1550L, 100 kW	05.88 -		Lenkstockhebel zur 1. VA / Pitman Arm to 1st FA Baumuster / Type:437.111/120	(66) (28)						
U 1500	01.77 - 05.88		Lenkstockhebel zur 1. VA / Pitman Arm to 1st FA Baumuster / Type:425.141	(66) (28)						
U 1550L, 125 kW	01.92 -		Lenkstockhebel zur 1. VA / Pitman Arm to 1st FA Baumuster / Type:437.111/120/123	(66) (28)						
	Lenkstange / Centre Rod Assembly Schubstange / Push Rod einseitig verstellbar / Adjustable on one side Länge [mm] / Length [mm]:882 Konusmaß [mm] / Cone Size [mm]:26 Rohr-Ø [mm] / Pipe Ø [mm]:38 mit Zubehör / with accessories	(6)			11402 01					
			(85)							
			(101)							
			(69)							
			(58)							
			(80)							
			(140)							
		U 1650,U 1650L, 150-157 kW	09.89 -						Lenkstockhebel zur 1. VA / Pitman Arm to 1st FA Baumuster / Type:427.117-118	(66) (28)
U 1650,U 1650L, 177 kW	05.91 -		Lenkstockhebel zur 1. VA / Pitman Arm to 1st FA Baumuster / Type:427.115-116	(66) (28)						
U 1650,U 1650L, 115 kW	01.88 -		Lenkstockhebel zur 1. VA / Pitman Arm to 1st FA Baumuster / Type:427.107	(66) (28)						
U 1600, 177 kW	05.91 -		Lenkstockhebel zur 1. VA / Pitman Arm to 1st FA Baumuster / Type:427.105	(66) (28)						
U 1600, 115 kW	01.88 -		Lenkstockhebel zur 1. VA / Pitman Arm to 1st FA Baumuster / Type:427.112/111	(66) (28)						
U 1450,U 1450L	01.88 -		Lenkstockhebel zur 1. VA / Pitman Arm to 1st FA Baumuster / Type:427.102	(66) (28)						
U 1400	01.88 -		Lenkstockhebel zur 1. VA / Pitman Arm to 1st FA Baumuster / Type:427.102	(66) (28)						



MERCEDES-BENZ

Unimog 1400-1750

4x4

 6	Spurstange / Rod Assembly Führungsstange / Guide Rod einseitig verstellbar / Adjustable on one side Länge [mm] / Length [mm]:1370 Konusmaß [mm] / Cone Size [mm]:26 Rohr-Ø [mm] / Pipe Ø [mm]:50 mit Rechtsgewinde / with right-hand thread mit Zubehör / with accessories	(9)	13562 01 435 330 00 03 			
		(46)				
		(101)				
		(69)				
		(58)				
		(80)				
		(137)				
		(140)				
		U 1700, U 1700 L		09.88 -	Baumuster / Type:437.110 Achslast [t] / Axle Load [t]:4,0 Vorderachsnummer / Front Axle No.:737.112	(28) (23) (87)
		U 1550L, 150-157 kW U 1550L, 177 kW		05.88 - 05.88 -	Achslast [t] / Axle Load [t]:4,0 Baumuster / Type:437.116/125 Vorderachsnummer / Front Axle No.:737.112	(23) (28) (87)
		U 1550L, 150-157 kW U 1550L, 177 kW		05.88 - 05.88 -	Baumuster / Type:437.116/125 Achslast [t] / Axle Load [t]:4,0 Vorderachsnummer / Front Axle No.:737.361	(28) (23) (87)
		U 1550L, 114 kW		01.92 -	Baumuster / Type:437.120/125 Achslast [t] / Axle Load [t]:4,0 Vorderachsnummer / Front Axle No.:737.361	(28) (23) (87)
		U 1550L, 114 kW		01.92 -	Baumuster / Type:437.141 Achslast [t] / Axle Load [t]:4,0 Vorderachsnummer / Front Axle No.:737.362	(28) (23) (87)
		U 1550L, 114 kW		01.92 -	Achslast [t] / Axle Load [t]:4,0 Baumuster / Type:437.120/125 Vorderachsnummer / Front Axle No.:737.112	(23) (28) (87)
		U 1550L, 114 kW		01.92 -	Baumuster / Type:437.141 Achslast [t] / Axle Load [t]:4,0 Vorderachsnummer / Front Axle No.:737.122	(28) (23) (87)
		U 1550L, 115 kW		05.88 -	Baumuster / Type:437.111 Achslast [t] / Axle Load [t]:4,0 Vorderachsnummer / Front Axle No.:737.361	(28) (23) (87)
		U 1550L, 115 kW		05.88 -	Baumuster / Type:437.111 Achslast [t] / Axle Load [t]:4,0 Vorderachsnummer / Front Axle No.:737.112	(28) (23) (87)
U 1550L, 100 kW	05.88 -	Achslast [t] / Axle Load [t]:4,0 Baumuster / Type:437.111/120 Vorderachsnummer / Front Axle No.:737.112	(23) (28) (87)			
U 1550L, 125 kW	01.92 -	Baumuster / Type:437.111/120 Achslast [t] / Axle Load [t]:4,0 Vorderachsnummer / Front Axle No.:737.361	(28) (23) (87)			
U 1550L, 125 kW	01.92 -	Achslast [t] / Axle Load [t]:4,0 Baumuster / Type:437.111/120 Vorderachsnummer / Front Axle No.:737.112	(23) (28) (87)			
 6	Spurstange / Rod Assembly Führungsstange / Guide Rod einseitig verstellbar / Adjustable on one side Länge [mm] / Length [mm]:1170 Konusmaß [mm] / Cone Size [mm]:26 Rohr-Ø [mm] / Pipe Ø [mm]:46 mit Zubehör / with accessories	(9)	23970 01 424 330 03 03 			
		(46)				
		(101)				
		(69)				
		(58)				
		(80)				
		(140)				
U 1450,U 1450L	01.88 -	Baumuster / Type:427.111-112 Achslast [t] / Axle Load [t]:4,0 Achsausführung / Axle Version:737.116/110/113	(28) (23) (19)			
U 1450,U 1450L	01.88 -	Baumuster / Type:427.111-112 Achslast [t] / Axle Load [t]:4,4 Achsausführung / Axle Version:737.360/115/118	(28) (23) (19)			
U 1400	01.88 -	Baumuster / Type:427.102 Achslast [t] / Axle Load [t]:4,4 Achsausführung / Axle Version:737.115/118/360	(28) (23) (19)			
U 1400	01.88 -	Baumuster / Type:427.102 Achslast [t] / Axle Load [t]:4,0 Achsausführung / Axle Version:737.110	(28) (23) (19)			
U 1550	01.86 - 05.88	Baumuster / Type:424.126 Achslast [t] / Axle Load [t]:4,0 Achsausführung / Axle Version:737.110/113	(28) (23) (19)			

Pos






Ref.






MERCEDES-BENZ







Unimog 1400-1750 4x4

 6	Spurstange / Rod Assembly	(9)	33949 02	437 330 04 03	
	Führungsstange / Guide Rod einseitig verstellbar / Adjustable on one side Länge [mm] / Length [mm]:1315 Konusmaß [mm] / Cone Size [mm]:26 Rohr-Ø [mm] / Pipe Ø [mm]:50 mit Zubehör / with accessories	(46) (101) (69) (58) (80) (140)		 11402 01	
	U 1500	01.77 - 05.88			
	U 1700,U 1700L	05.78 - 09.88			
	U 1700L	05.78 - 09.88			
	U 1750,U 1750L, 12 t	09.88 -			
	U 1750,U 1750L	09.88 - ...			
	U 1700, U 1700 L	09.88 -			
Baumuster / Type:436.340-343					(28)




Unimog 1800-2050 2x2

 6	Spurstange / Rod Assembly	(9)	33949 02	437 330 04 03	
	Führungsstange / Guide Rod einseitig verstellbar / Adjustable on one side Länge [mm] / Length [mm]:1315 Konusmaß [mm] / Cone Size [mm]:26 Rohr-Ø [mm] / Pipe Ø [mm]:50 mit Zubehör / with accessories	(46) (101) (69) (58) (80) (140)		 11402 01	
	U 1800T	04.92 -			

Unimog 1800-2050 4x4

 1	Lenkstange / Centre Rod Assembly	(6)	13563 01	437 460 01 05	
	Schubstange / Push Rod einseitig verstellbar / Adjustable on one side Länge [mm] / Length [mm]:1000 Konusmaß [mm] / Cone Size [mm]:26 Rohr-Ø [mm] / Pipe Ø [mm]:38 mit Zubehör / with accessories	(85) (101) (69) (58) (80) (140)		 11402 01	
	U 1850,U 1850L	04.92 -			
				Lenkstockhebel zur 1. VA / Pitman Arm to 1st FA	(66)
				Baumuster / Type:437.114-115/133	(28)
	U 1800	04.92 -			
				Lenkstockhebel zur 1. VA / Pitman Arm to 1st FA	(66)
				Baumuster / Type:437.102	(28)
 6	Spurstange / Rod Assembly	(9)	33949 02	437 330 04 03	
	Führungsstange / Guide Rod einseitig verstellbar / Adjustable on one side Länge [mm] / Length [mm]:1315 Konusmaß [mm] / Cone Size [mm]:26 Rohr-Ø [mm] / Pipe Ø [mm]:50 mit Zubehör / with accessories	(46) (101) (69) (58) (80) (140)		 11402 01	
	U 1850,U 1850L	04.92 -			
	U 1800	04.92 -			
Baumuster / Type:437.114-115/133					(28)

Unimog 2100-2450 2x2




 6	Spurstange / Rod Assembly	(9)	33949 02	437 330 04 03	
	Führungsstange / Guide Rod einseitig verstellbar / Adjustable on one side Länge [mm] / Length [mm]:1315 Konusmaß [mm] / Cone Size [mm]:26 Rohr-Ø [mm] / Pipe Ø [mm]:50 mit Zubehör / with accessories	(46) (101) (69) (58) (80) (140)		 11402 01	
	U 2100T	09.89 -			



MERCEDES-BENZ





Unimog 2100-2450

4x4

 1	Lenkstange / Centre Rod Assembly Schubstange / Push Rod einseitig verstellbar / Adjustable on one side Länge [mm] / Length [mm]:1000 Konusmaß [mm] / Cone Size [mm]:26 Rohr-Ø [mm] / Pipe Ø [mm]:38 mit Zubehör / with accessories	(6) (85) (101) (69) (58) (80) (140)	13563 01 437 460 01 05 11402 01	
	U 2150,U 2150L, 177 kW U 2450,U 2450L	09.89 - 05.91 -	Lenkstockhebel zur 1. VA / Pitman Arm to 1st FA Baumuster / Type:437.118/117/136	(66) (28)
	U 2400TG	07.93 -	Lenkstockhebel zur 1. VA / Pitman Arm to 1st FA Baumuster / Type:437.182	(66) (28)
	U 2100 U 2400	09.89 - 05.91 -	Lenkstockhebel zur 1. VA / Pitman Arm to 1st FA Baumuster / Type:437.105	(66) (28)
	U 2150,U 2150L, 155-157 kW	09.89 -	Lenkstockhebel zur 1. VA / Pitman Arm to 1st FA Baumuster / Type:437.117/128/170-171/136	(66) (28)
	U 2150	09.89 -	Lenkstockhebel zur 1. VA / Pitman Arm to 1st FA Baumuster / Type:437.135	(66) (28)
	 6	Spurstange / Rod Assembly Führungsstange / Guide Rod einseitig verstellbar / Adjustable on one side Länge [mm] / Length [mm]:1315 Konusmaß [mm] / Cone Size [mm]:26 Rohr-Ø [mm] / Pipe Ø [mm]:50 mit Zubehör / with accessories	(9) (46) (101) (69) (58) (80) (140)	33949 02 437 330 04 03 11402 01
U 2100 U 2150 U 2150,U 2150L, 155-157 kW U 2150,U 2150L, 177 kW U 2400 U 2400TG U 2450,U 2450L	09.89 - 09.89 - 09.89 - 09.89 - 05.91 - 07.93 - 05.91 -			

Unimog 2100-2450




6x6

 1	Lenkstange / Centre Rod Assembly Schubstange / Push Rod einseitig verstellbar / Adjustable on one side Länge [mm] / Length [mm]:1000 Konusmaß [mm] / Cone Size [mm]:26 Rohr-Ø [mm] / Pipe Ø [mm]:38 mit Zubehör / with accessories	(6) (85) (101) (69) (58) (80) (140)	13563 01 437 460 01 05 11402 01	
	U 2450L	07.93 -	Lenkstockhebel zur 1. VA / Pitman Arm to 1st FA Baumuster / Type:437.156	(66) (28)
 6	Spurstange / Rod Assembly Führungsstange / Guide Rod einseitig verstellbar / Adjustable on one side Länge [mm] / Length [mm]:1315 Konusmaß [mm] / Cone Size [mm]:26 Rohr-Ø [mm] / Pipe Ø [mm]:50 mit Zubehör / with accessories	(9) (46) (101) (69) (58) (80) (140)	33949 02 437 330 04 03 11402 01	
	U 2450L	07.93 -		



MERCEDES-BENZ

VARIO Bus 09.96 -




1	<p>Lenkstange / Centre Rod Assembly Schubstange / Push Rod einseitig verstellbar / Adjustable on one side Länge [mm] / Length [mm]:504 Konusmaß [mm] / Cone Size [mm]:22 Rohr-Ø [mm] / Pipe Ø [mm]:34 mit Zubehör / with accessories</p>	(6) (85) (101) (69) (58) (80) (140)	<p>24581 01 667 460 16 05  11378 01</p>
	<p> O 812 (670.373, 670.674) 09.96 - O 810 (670.373, 670.374) 09.96 - O 814 (670.373, 670.374) 09.96 - O 815 (670.373, 670.374) 09.96 - </p>		<p>RHD Lenkstockhebel zur 1. VA / Pitman Arm to 1st FA (66) Baumuster / Type:670.373-374 (28) Radstand [mm] / Wheelbase [mm]:3150 (76) Radstand [mm] / Wheelbase [mm]:3700 (76) Radstand [mm] / Wheelbase [mm]:4250 (76) Radstand [mm] / Wheelbase [mm]:4800 (76)</p>
1	<p>Lenkstange / Centre Rod Assembly Schubstange / Push Rod einseitig verstellbar / Adjustable on one side Länge [mm] / Length [mm]:504 Konusmaß [mm] / Cone Size [mm]:22 Rohr-Ø [mm] / Pipe Ø [mm]:34 mit Zubehör / with accessories</p>	(6) (85) (101) (69) (58) (80) (140)	<p>24911 01 667 460 15 05  11378 01</p>
	<p> O 812 (670.373, 670.674) 09.96 - O 810 (670.373, 670.374) 09.96 - O 814 (670.373, 670.374) 09.96 - O 815 (670.373, 670.374) 09.96 - </p>		<p>LHD Lenkstockhebel zur 1. VA / Pitman Arm to 1st FA (66) Baumuster / Type:670.373-374 (28) Radstand [mm] / Wheelbase [mm]:3150 (76) Radstand [mm] / Wheelbase [mm]:3700 (76) Radstand [mm] / Wheelbase [mm]:4250 (76) Radstand [mm] / Wheelbase [mm]:4800 (76)</p>
6	<p>Spurstange / Rod Assembly Führungsstange / Guide Rod beidseitig verstellbar / Adjustable on both sides Länge [mm] / Length [mm]:1594 Konusmaß [mm] / Cone Size [mm]:22 Rohr-Ø [mm] / Pipe Ø [mm]:36 mit Zubehör / with accessories</p>	(9) (46) (100) (69) (58) (80) (140)	<p>12877 01 670 330 06 03  11380 01 11381 01</p>
	<p> O 812 (670.373, 670.674) 09.96 - O 810 (670.373, 670.374) 09.96 - O 814 (670.373, 670.374) 09.96 - O 815 (670.373, 670.374) 09.96 - </p>		<p>Achslast [t] / Axle Load [t]:2,5 (23) Achslast [t] / Axle Load [t]:2,9 (23) Achsausführung / Axle Version:730.605/712 (19) Baumuster / Type:670.373-374 (28)</p>



MERCEDES-BENZ

VARIO Pritsche, Fahrgestell / Flatbed, Chassis







09.96 -

 1	Lenkstange / Centre Rod Assembly Schubstange / Push Rod einseitig verstellbar / Adjustable on one side Länge [mm] / Length [mm]:504 Konusmaß [mm] / Cone Size [mm]:22 Rohr-Ø [mm] / Pipe Ø [mm]:34 mit Zubehör / with accessories	(6) (85) (101) (69) (58) (80) (140)	24581 01  11378 01	667 460 16 05 	
	512 D (667.321, 667.322, 667.323)	09.96 -	RHD	Lenkstockhebel zur 1. VA / Pitman Arm to 1st FA für Fahrzeuge mit Doppelkabine / for vehicles with double-cab Baumuster / Type:667.321-323 Radstand [mm] / Wheelbase [mm]:3150 Radstand [mm] / Wheelbase [mm]:3700 Radstand [mm] / Wheelbase [mm]:4250	(66) (106) (28) (76) (76) (76)
	612 D (668.321, 668.322, 668.323) 613 D, 614 D (668.321, 668.322, 668.323), 95 kW 613 D, 614 D (668.321, 668.322, 668.323), 100 kW 615 D, 616 D (668.321, 668.322, 668.323), 112 kW 615 D, 616 D (668.321, 668.322, 668.323), 115 kW	09.96 - 09.96 - 09.96 - 09.98 - 09.98 -	RHD	Lenkstockhebel zur 1. VA / Pitman Arm to 1st FA für Fahrzeuge mit Doppelkabine / for vehicles with double-cab Baumuster / Type:668.321-323 Radstand [mm] / Wheelbase [mm]:3150 Radstand [mm] / Wheelbase [mm]:3700 Radstand [mm] / Wheelbase [mm]:4250	(66) (106) (28) (76) (76) (76)
	812 D (670.321, 670.322, 670.323, 670.324) 813 D, 814 D (670.321, 670.322, 670.323, 670.324), 95 kW 813 D, 814 D (670.321, 670.322, 670.323, 670.324), 100 kW 815 D, 816 D (670.321, 670.322, 670.323, 670.324), 112 kW 815 D, 816 D (670.321, 670.322, 670.323, 670.324), 115 kW	09.96 - 09.96 - 09.96 - 09.96 - 09.96 -	RHD	Lenkstockhebel zur 1. VA / Pitman Arm to 1st FA für Fahrzeuge mit Doppelkabine / for vehicles with double-cab Baumuster / Type:670.321-324 Radstand [mm] / Wheelbase [mm]:3150 Radstand [mm] / Wheelbase [mm]:3700 Radstand [mm] / Wheelbase [mm]:4250 Radstand [mm] / Wheelbase [mm]:4800	(66) (106) (28) (76) (76) (76)
	813 DA, 814 DA 4x4 (670.421, 670.422, 670.423) 813 DA, 814 DA 4x4 (670.421, 670.422, 670.423), 100 kW 815 DA, 816 DA 4x4 (670.421, 670.422, 670.423), 112 kW 815 DA, 816 DA 4x4 (670.421, 670.422, 670.423), 115 kW	09.96 - ... 09.96 - 09.96 - 09.96 -	RHD	Lenkstockhebel zur 1. VA / Pitman Arm to 1st FA für Fahrzeuge mit Doppelkabine / for vehicles with double-cab Baumuster / Type:670.421-423 Radstand [mm] / Wheelbase [mm]:3150 Radstand [mm] / Wheelbase [mm]:3700 Radstand [mm] / Wheelbase [mm]:4250	(66) (106) (28) (76) (76) (76)



MERCEDES-BENZ

VARIO Pritsche, Fahrgestell / Flatbed, Chassis 09.96 -



 1	Lenkstange / Centre Rod Assembly Schubstange / Push Rod einseitig verstellbar / Adjustable on one side Länge [mm] / Length [mm]:504 Konusmaß [mm] / Cone Size [mm]:22 Rohr-Ø [mm] / Pipe Ø [mm]:34 mit Zubehör / with accessories	(6) (85) (101) (69) (58) (80) (140)	24911 01 667 460 15 05  11378 01	
	512 D (667.321, 667.322, 667.323) 09.96 -	LHD	Lenkstockhebel zur 1. VA / Pitman Arm to 1st FA für Fahrzeuge mit Doppelkabine / for vehicles with double-cab Baumuster / Type:667.321-323 Radstand [mm] / Wheelbase [mm]:3150 Radstand [mm] / Wheelbase [mm]:3700 Radstand [mm] / Wheelbase [mm]:4250	(66) (106) (28) (76) (76) (76)
	612 D (668.321, 668.322, 668.323) 09.96 - 613 D, 614 D (668.321, 668.322, 668.323), 95 kW 09.96 - 613 D, 614 D (668.321, 668.322, 668.323), 100 kW 09.96 - 615 D, 616 D (668.321, 668.322, 668.323), 112 kW 09.98 - 615 D, 616 D (668.321, 668.322, 668.323), 115 kW 09.98 -	LHD	Lenkstockhebel zur 1. VA / Pitman Arm to 1st FA für Fahrzeuge mit Doppelkabine / for vehicles with double-cab Baumuster / Type:668.321-323 Radstand [mm] / Wheelbase [mm]:3150 Radstand [mm] / Wheelbase [mm]:3700 Radstand [mm] / Wheelbase [mm]:4250	(66) (106) (28) (76) (76) (76)
	812 D (670.321, 670.322, 670.323, 670.324) 09.96 - 813 D, 814 D (670.321, 670.322, 670.323, 670.324), 95 kW 09.96 - 813 D, 814 D (670.321, 670.322, 670.323, 670.324), 100 kW 09.96 - 815 D, 816 D (670.321, 670.322, 670.323, 670.324), 112 kW 09.96 - 815 D, 816 D (670.321, 670.322, 670.323, 670.324), 115 kW 09.96 -	LHD	Lenkstockhebel zur 1. VA / Pitman Arm to 1st FA für Fahrzeuge mit Doppelkabine / for vehicles with double-cab Baumuster / Type:670.321-324 Radstand [mm] / Wheelbase [mm]:3150 Radstand [mm] / Wheelbase [mm]:3700 Radstand [mm] / Wheelbase [mm]:4250 Radstand [mm] / Wheelbase [mm]:4800	(66) (106) (28) (76) (76) (76) (76)
	813 DA, 814 DA 4x4 (670.421, 670.422, 670.423) 09.96 - ... 813 DA, 814 DA 4x4 (670.421, 670.422, 670.423), 100 kW 09.96 - 815 DA, 816 DA 4x4 (670.421, 670.422, 670.423), 112 kW 09.96 - 815 DA, 816 DA 4x4 (670.421, 670.422, 670.423), 115 kW 09.96 -	LHD	Lenkstockhebel zur 1. VA / Pitman Arm to 1st FA für Fahrzeuge mit Doppelkabine / for vehicles with double-cab Baumuster / Type:670.421-423 Radstand [mm] / Wheelbase [mm]:3150 Radstand [mm] / Wheelbase [mm]:3700 Radstand [mm] / Wheelbase [mm]:4250	(66) (106) (28) (76) (76) (76)
 6	Spurstange / Rod Assembly Führungsstange / Guide Rod beidseitig verstellbar / Adjustable on both sides Länge [mm] / Length [mm]:1594 Konusmaß [mm] / Cone Size [mm]:22 Rohr-Ø [mm] / Pipe Ø [mm]:36 mit Zubehör / with accessories	(9) (46) (100) (69) (58) (80) (140)	12877 01 670 330 06 03  11380 01 11381 01	
	512 D (667.321, 667.322, 667.323) 09.96 -	Achsausführung / Axle Version:730.604 Achslast [t] / Axle Load [t]:2,3 Baumuster / Type:667.321-323	(19) (23) (28)	
	612 D (668.321, 668.322, 668.323) 09.96 -	Achsausführung / Axle Version:730.604-605 Achslast [t] / Axle Load [t]:2,3 Achslast [t] / Axle Load [t]:2,5 Baumuster / Type:668.321-323	(19) (23) (23) (28)	
	812 D (670.321, 670.322, 670.323, 670.324) 09.96 - 813 D, 814 D (670.321, 670.322, 670.323, 670.324), 95 kW 09.96 - 813 D, 814 D (670.321, 670.322, 670.323, 670.324), 100 kW 09.96 - 815 D, 816 D (670.321, 670.322, 670.323, 670.324), 112 kW 09.96 - 815 D, 816 D (670.321, 670.322, 670.323, 670.324), 115 kW 09.96 -	Achslast [t] / Axle Load [t]:2,3 Achslast [t] / Axle Load [t]:2,5 Achslast [t] / Axle Load [t]:2,9 Achsausführung / Axle Version:730.604-605/712 Baumuster / Type:670.321-324	(23) (23) (23) (19) (28)	
 6	Spurstange / Rod Assembly Führungsstange / Guide Rod beidseitig verstellbar / Adjustable on both sides Länge [mm] / Length [mm]:1600 Konusmaß [mm] / Cone Size [mm]:18 Rohr-Ø [mm] / Pipe Ø [mm]:36 mit Zubehör / with accessories	(9) (46) (100) (69) (58) (80) (140)	20898 01 667 330 06 03  11446 01 11447 01	
	512 D (667.321, 667.322, 667.323) 09.96 -	Achslast [t] / Axle Load [t]:1,8 Achsausführung / Axle Version:730.604 Baumuster / Type:667.321-323	(23) (19) (28)	



MERCEDES-BENZ

**VARIO Pritsche, Fahrgestell / Flatbed,
Chassis**







09.96 -

 6	Spurstange / Rod Assembly Führungsstange / Guide Rod einseitig verstellbar / Adjustable on one side Länge [mm] / Length [mm]:1501 Konusmaß [mm] / Cone Size [mm]:22 Rohr-Ø [mm] / Pipe Ø [mm]:44 mit Zubehör / with accessories	(9) (46) (101) (69) (58) (80) (140)	23962 01 669 330 06 03 11378 01	
	813 DA, 814 DA 4x4 (670.421, 670.422, 670.423) 09.96 - ... 813 DA, 814 DA 4x4 (670.421, 670.422, 670.423), 100 kW 09.96 - 815 DA, 816 DA 4x4 (670.421, 670.422, 670.423), 112 kW 09.96 - 815 DA, 816 DA 4x4 (670.421, 670.422, 670.423), 115 kW 09.96 -	Achslast [t] / Axle Load [t]:3,0 Baumuster / Type:670.421-423	(23) (28)	



MERCEDES-BENZ



VARIO Kipper / Dumper 09.96 -

 1	Lenkstange / Centre Rod Assembly Schubstange / Push Rod einseitig verstellbar / Adjustable on one side Länge [mm] / Length [mm]:504 Konusmaß [mm] / Cone Size [mm]:22 Rohr-Ø [mm] / Pipe Ø [mm]:34 mit Zubehör / with accessories	(6) (85) (101) (69) (58) (80) (140)	24581 01 667 460 16 05  11378 01
	612 D (668.331, 668.332) 09.96 - 613 D, 614 D (668.331, 668.332), 95 kW 09.96 - 613 D, 614 D (668.331, 668.332), 100 kW 09.96 - 615 D, 616 D (668.331, 668.332), 112 kW 09.98 - 615 D, 616 D (668.331, 668.332), 115 kW 09.98 -	RHD	Lenkstockhebel zur 1. VA / Pitman Arm to 1st FA (66) für Fahrzeuge mit Doppelkabine / for vehicles with double-cab (106) Baumuster / Type:668.331-332 (28) Radstand [mm] / Wheelbase [mm]:3150 (76) Radstand [mm] / Wheelbase [mm]:3700 (76) Radstand [mm] / Wheelbase [mm]:4250 (76)
	812 D (670.331, 670.332) 09.96 - 813 D, 814 D (670.331, 670.332), 95 kW 09.96 - 813 D, 814 D (670.331, 670.332), 100 kW 09.96 - 815 D, 816 D (670.331, 670.332), 112 kW 09.96 - 815 D, 816 D (670.331, 670.332), 115 kW 09.96 -	RHD	Lenkstockhebel zur 1. VA / Pitman Arm to 1st FA (66) für Fahrzeuge mit Doppelkabine / for vehicles with double-cab (106) Baumuster / Type:670.331-332 (28) Radstand [mm] / Wheelbase [mm]:3150 (76) Radstand [mm] / Wheelbase [mm]:3700 (76) Radstand [mm] / Wheelbase [mm]:4250 (76)
	813 DA, 814 DA 4x4 (670.431, 670.432) 09.96 - ... 813 DA, 814 DA 4x4 (670.431, 670.432), 100 kW 09.96 - 815 DA, 816 DA 4x4 (670.431, 670.432), 112 kW 09.96 - 815 DA, 816 DA 4x4 (670.431, 670.432), 115 kW 09.96 -	RHD	Lenkstockhebel zur 1. VA / Pitman Arm to 1st FA (66) für Fahrzeuge mit Doppelkabine / for vehicles with double-cab (106) Baumuster / Type:670.431-432 (28) Radstand [mm] / Wheelbase [mm]:3150 (76) Radstand [mm] / Wheelbase [mm]:3700 (76)
 1	Lenkstange / Centre Rod Assembly Schubstange / Push Rod einseitig verstellbar / Adjustable on one side Länge [mm] / Length [mm]:504 Konusmaß [mm] / Cone Size [mm]:22 Rohr-Ø [mm] / Pipe Ø [mm]:34 mit Zubehör / with accessories	(6) (85) (101) (69) (58) (80) (140)	24911 01 667 460 15 05  11378 01
	612 D (668.331, 668.332) 09.96 - 613 D, 614 D (668.331, 668.332), 95 kW 09.96 - 613 D, 614 D (668.331, 668.332), 100 kW 09.96 - 615 D, 616 D (668.331, 668.332), 112 kW 09.98 - 615 D, 616 D (668.331, 668.332), 115 kW 09.98 -	LHD	Lenkstockhebel zur 1. VA / Pitman Arm to 1st FA (66) für Fahrzeuge mit Doppelkabine / for vehicles with double-cab (106) Baumuster / Type:668.331-332 (28) Radstand [mm] / Wheelbase [mm]:3150 (76) Radstand [mm] / Wheelbase [mm]:3700 (76) Radstand [mm] / Wheelbase [mm]:4250 (76)
	812 D (670.331, 670.332) 09.96 - 813 D, 814 D (670.331, 670.332), 95 kW 09.96 - 813 D, 814 D (670.331, 670.332), 100 kW 09.96 - 815 D, 816 D (670.331, 670.332), 112 kW 09.96 - 815 D, 816 D (670.331, 670.332), 115 kW 09.96 -	LHD	Lenkstockhebel zur 1. VA / Pitman Arm to 1st FA (66) für Fahrzeuge mit Doppelkabine / for vehicles with double-cab (106) Baumuster / Type:670.331-332 (28) Radstand [mm] / Wheelbase [mm]:3150 (76) Radstand [mm] / Wheelbase [mm]:3700 (76) Radstand [mm] / Wheelbase [mm]:4250 (76)
	813 DA, 814 DA 4x4 (670.431, 670.432) 09.96 - ... 813 DA, 814 DA 4x4 (670.431, 670.432), 100 kW 09.96 - 815 DA, 816 DA 4x4 (670.431, 670.432), 112 kW 09.96 - 815 DA, 816 DA 4x4 (670.431, 670.432), 115 kW 09.96 -	LHD	Lenkstockhebel zur 1. VA / Pitman Arm to 1st FA (66) für Fahrzeuge mit Doppelkabine / for vehicles with double-cab (106) Baumuster / Type:670.431-432 (28) Radstand [mm] / Wheelbase [mm]:3150 (76) Radstand [mm] / Wheelbase [mm]:3700 (76)
 6	Spurstange / Rod Assembly Führungsstange / Guide Rod beidseitig verstellbar / Adjustable on both sides Länge [mm] / Length [mm]:1594 Konusmaß [mm] / Cone Size [mm]:22 Rohr-Ø [mm] / Pipe Ø [mm]:36 mit Zubehör / with accessories	(9) (46) (100) (69) (58) (80) (140)	12877 01 670 330 06 03  11380 01 11381 01
	612 D (668.331, 668.332) 09.96 - 613 D, 614 D (668.331, 668.332), 95 kW 09.96 - 613 D, 614 D (668.331, 668.332), 100 kW 09.96 - 615 D, 616 D (668.331, 668.332), 112 kW 09.98 - 615 D, 616 D (668.331, 668.332), 115 kW 09.98 -		Achslast [t] / Axle Load [t]:2,3 (23) Baumuster / Type:668.331-332 (28)
	812 D (670.331, 670.332) 09.96 - 813 D, 814 D (670.331, 670.332), 95 kW 09.96 - 813 D, 814 D (670.331, 670.332), 100 kW 09.96 - 815 D, 816 D (670.331, 670.332), 112 kW 09.96 - 815 D, 816 D (670.331, 670.332), 115 kW 09.96 -		Achslast [t] / Axle Load [t]:2,5 (23) Achslast [t] / Axle Load [t]:2,9 (23) Achsausführung / Axle Version:730.605/712 (19) Baumuster / Type:670.331-332 (28)









MERCEDES-BENZ

VARIO Kipper / Dumper 09.96 -

 6	Spurstange / Rod Assembly Führungsstange / Guide Rod einseitig verstellbar / Adjustable on one side Länge [mm] / Length [mm]:1501 Konusmaß [mm] / Cone Size [mm]:22 Rohr-Ø [mm] / Pipe Ø [mm]:44 mit Zubehör / with accessories	(9) (46) (101) (69) (58) (80) (140)	23962 01 669 330 06 03  11378 01
	813 DA, 814 DA 4x4 (670.431, 670.432) 09.96 - ... 813 DA, 814 DA 4x4 (670.431, 670.432), 100 kW 09.96 - 815 DA, 816 DA 4x4 (670.431, 670.432), 112 kW 09.96 - 815 DA, 816 DA 4x4 (670.431, 670.432), 115 kW 09.96 -	Achslast [t] / Axle Load [t]:3,0 (23) Baumuster / Type:670.431-432 (28)	

VARIO Triebkopf / Cab with engine 09.96 -

 1	Lenkstange / Centre Rod Assembly Schubstange / Push Rod einseitig verstellbar / Adjustable on one side Länge [mm] / Length [mm]:504 Konusmaß [mm] / Cone Size [mm]:22 Rohr-Ø [mm] / Pipe Ø [mm]:34 mit Zubehör / with accessories	(6) (85) (101) (69) (58) (80) (140)	24581 01 667 460 16 05  11378 01
	810 DT (670.398) 09.96 - 814 DT (670.398) 09.96 - 816 DT (670.398) 09.96 -	RHD Lenkstockhebel zur 1. VA / Pitman Arm to 1st FA für Fahrzeuge mit Doppelkabine / for vehicles with double-cab (66) Baumuster / Type:670.398 (106) Radstand [mm] / Wheelbase [mm]:3150 (28) Radstand [mm] / Wheelbase [mm]:3700 (76) Radstand [mm] / Wheelbase [mm]:4250 (76)	
 1	Lenkstange / Centre Rod Assembly Schubstange / Push Rod einseitig verstellbar / Adjustable on one side Länge [mm] / Length [mm]:504 Konusmaß [mm] / Cone Size [mm]:22 Rohr-Ø [mm] / Pipe Ø [mm]:34 mit Zubehör / with accessories	(6) (85) (101) (69) (58) (80) (140)	24911 01 667 460 15 05  11378 01
	810 DT (670.398) 09.96 - 814 DT (670.398) 09.96 - 816 DT (670.398) 09.96 -	LHD Lenkstockhebel zur 1. VA / Pitman Arm to 1st FA (66) für Fahrzeuge mit Doppelkabine / for vehicles with double-cab (106) Baumuster / Type:670.398 (28) Radstand [mm] / Wheelbase [mm]:3150 (76) Radstand [mm] / Wheelbase [mm]:3700 (76) Radstand [mm] / Wheelbase [mm]:4250 (76)	
 6	Spurstange / Rod Assembly Führungsstange / Guide Rod einseitig verstellbar / Adjustable on one side Länge [mm] / Length [mm]:1527 Konusmaß [mm] / Cone Size [mm]:22 Rohr-Ø [mm] / Pipe Ø [mm]:40 mit Zubehör / with accessories	(9) (46) (101) (69) (58) (80) (140)	23965 01 669 330 08 03  11378 01
	810 DT (670.398) 09.96 - 814 DT (670.398) 09.96 - 816 DT (670.398) 09.96 -	Baumuster / Type:670.398 (28) Achslast [t] / Axle Load [t]:3,0 (23) Achsausführung / Axle Version:730.353 (19)	











Pos














Ref.












MERCEDES-BENZ












ZETROS		4x4	09.08 -		
 6	Spurstange / Rod Assembly Führungsstange / Guide Rod einseitig verstellbar / Adjustable on one side Länge [mm] / Length [mm]:1588 Konusmaß [mm] / Cone Size [mm]:38 Rohr-Ø [mm] / Pipe Ø [mm]:60 mit Zubehör / with accessories	(9) (46) (101) (69) (58) (80) (140)		20430 01 625 330 12 03  ▲ 19615 01	
	1833 A	09.08 -	Antriebsachse / Drive Axle Baumuster / Type:949.016	(25) (28)	
	Spurstangenkopf / Tie Rod End Länge [mm] / Length [mm]:141 Gewindemaß / Thread Size:M30x1,5 mit Außengewinde / with external thread mit Rechtsgewinde / with right-hand thread Konusmaß [mm] / Cone Size [mm]:32 mit Zubehör / with accessories	(10) (69) (49) (131) (137) (58) (140)		30737 01 001 330 99 35 	
	1833 A	09.08 -	Lenkstockhebel zur 1. VA / Pitman Arm to 1st FA für Schubstange / for push rod Baumuster / Type:949.016	(66) (128) (28)	
ZETROS		6x6	09.08 -		
 6	Spurstange / Rod Assembly Führungsstange / Guide Rod einseitig verstellbar / Adjustable on one side Länge [mm] / Length [mm]:1588 Konusmaß [mm] / Cone Size [mm]:38 Rohr-Ø [mm] / Pipe Ø [mm]:60 mit Zubehör / with accessories	(9) (46) (101) (69) (58) (80) (140)		20430 01 625 330 12 03  ▲ 19615 01	
	2733 A	09.08 -	Antriebsachse / Drive Axle Baumuster / Type:949.066	(25) (28)	
 10	Lenker, Radaufhängung / Track Control Arm Längslenker / Trailing Arm nicht verstellbar / not adjustable Länge [mm] / Length [mm]:615 Rohr-Ø [mm] / Pipe Ø [mm]:52 Bohrung-Ø 1 / Bohrung-Ø 2 [mm] / Bore Ø 1 / Bore Ø 2 [mm]:21/21 Lochabstand 1/Lochabstand 2 / Hole Pitch 1/ Hole Pitch 2:152/152 Molekularlager / Molecular Bearing	(5) (70) (146) (69) (80) (30) (67) (71)		22989 01 948 350 25 05  ® 25158 01	
	2733 A	09.08 -	▽ Doppelachsaggregat / Tandem-axle Assembly 1.HA / 1st RA 2.HA / 2nd RA Baumuster / Type:949.066	(36) (14) (16) (28)	
 8	Lenker, Radaufhängung / Track Control Arm Dreieckslenker (Nfz) / Wishbone (CV) Länge [mm] / Length [mm]:667 Rohr-Ø [mm] / Pipe Ø [mm]:60 Bohrung-Ø 1 / Bohrung-Ø 2 [mm] / Bore Ø 1 / Bore Ø 2 [mm]:25/23/23 Lochabstand 1/Lochabstand 2 / Hole Pitch 1/ Hole Pitch 2:152/130/130 Molekularlager / Molecular Bearing	(5) (38) (69) (80) (30) (67) (71)		33737 01 948 350 28 05  ® 28706 01 ® 28705 01	
	2733 A	09.08 -	▽ Doppelachsaggregat / Tandem-axle Assembly 1.HA / 1st RA 2.HA / 2nd RA Baumuster / Type:949.066	(36) (14) (16) (28)	
	Spurstangenkopf / Tie Rod End Länge [mm] / Length [mm]:141 Gewindemaß / Thread Size:M30x1,5 mit Außengewinde / with external thread mit Rechtsgewinde / with right-hand thread Konusmaß [mm] / Cone Size [mm]:32 mit Zubehör / with accessories	(10) (69) (49) (131) (137) (58) (140)		30737 01 001 330 99 35 	
	2733 A	09.08 -	Lenkstockhebel zur 1. VA / Pitman Arm to 1st FA für Schubstange / for push rod Baumuster / Type:949.066	(66) (128) (28)	








Komponentenstückliste/Component part list

i			Ref.
Spurstangenkopf / Tie Rod End Länge [mm] / Length [mm]:95 Gewindemaß / Thread Size:M24x1,5 mit Außengewinde / with external thread mit Rechtsgewinde / with right-hand thread Konusmaß [mm] / Cone Size [mm]:20 mit Zubehör / with accessories	(10) (69) (49) (131) (137) (58) (140)		11376 02 000 330 85 35
Spurstangenkopf / Tie Rod End Länge [mm] / Length [mm]:105 Gewindemaß / Thread Size:M28x1,5 mit Außengewinde / with external thread mit Rechtsgewinde / with right-hand thread Konusmaß [mm] / Cone Size [mm]:22 mit Zubehör / with accessories	(10) (69) (49) (131) (137) (58) (140)		11378 01 000 330 93 35
Spurstangenkopf / Tie Rod End Länge [mm] / Length [mm]:105 Aussengewinde [mm] / Outer Thread [mm]:M24x1,5 mit Außengewinde / with external thread mit Rechtsgewinde / with right-hand thread Konusmaß [mm] / Cone Size [mm]:22 mit Zubehör / with accessories	(10) (69) (27) (131) (137) (58) (140)		11380 01 000 330 97 35
Spurstangenkopf / Tie Rod End Länge [mm] / Length [mm]:105 Gewindemaß / Thread Size:M24x1,5 mit Außengewinde / with external thread mit Linksgewinde / with left-hand thread Konusmaß [mm] / Cone Size [mm]:22 mit Zubehör / with accessories	(10) (69) (49) (131) (135) (58) (140)		11381 01 000 330 98 35
Spurstangenkopf / Tie Rod End Länge [mm] / Length [mm]:105 Gewindemaß / Thread Size:M24x1,5 mit Außengewinde / with external thread mit Rechtsgewinde / with right-hand thread Konusmaß [mm] / Cone Size [mm]:20 mit Zubehör / with accessories	(10) (69) (49) (131) (137) (58) (140)		11392 01 000 460 43 48
Spurstangenkopf / Tie Rod End Länge [mm] / Length [mm]:120 Gewindemaß / Thread Size:M30x1,5 mit Außengewinde / with external thread mit Rechtsgewinde / with right-hand thread Konusmaß [mm] / Cone Size [mm]:32 mit Zubehör / with accessories	(10) (69) (49) (131) (137) (58) (140)		11394 04 000 460 57 48
Spurstangenkopf / Tie Rod End Länge [mm] / Length [mm]:115 Gewindemaß / Thread Size:M30x1,5 mit Außengewinde / with external thread mit Rechtsgewinde / with right-hand thread Konusmaß [mm] / Cone Size [mm]:26 mit Zubehör / with accessories	(10) (69) (49) (131) (137) (58) (140)		11402 01 001 330 01 35
Spurstangenkopf / Tie Rod End Länge [mm] / Length [mm]:115 Gewindemaß / Thread Size:M30x1,5 mit Außengewinde / with external thread mit Linksgewinde / with left-hand thread Konusmaß [mm] / Cone Size [mm]:26 mit Zubehör / with accessories	(10) (69) (49) (131) (135) (58) (140)		11403 01 302 330 02 35
Spurstangenkopf / Tie Rod End Länge [mm] / Length [mm]:95 Gewindemaß / Thread Size:M24x1,5 mit Außengewinde / with external thread mit Rechtsgewinde / with right-hand thread Konusmaß [mm] / Cone Size [mm]:18	(10) (69) (49) (131) (137) (58)		11407 01 001 330 14 35

i			⚠	Ref.
Spurstangenkopf / Tie Rod End Länge [mm] / Length [mm]:95 Gewindemaß / Thread Size:M20x1,5 mit Außengewinde / with external thread mit Rechtsgewinde / with right-hand thread Konusmaß [mm] / Cone Size [mm]:18 mit Zubehör / with accessories	(10) (69) (49) (131) (137) (58) (140)		11446 01 	601 330 04 35
Spurstangenkopf / Tie Rod End Länge [mm] / Length [mm]:95 Gewindemaß / Thread Size:M20x1,5 mit Außengewinde / with external thread mit Linksgewinde / with left-hand thread Konusmaß [mm] / Cone Size [mm]:18 mit Zubehör / with accessories	(10) (69) (49) (131) (135) (58) (140)		11447 01 	601 330 05 35
Spurstangenkopf / Tie Rod End Länge [mm] / Length [mm]:120 Gewindemaß / Thread Size:M30x1,5 mit Außengewinde / with external thread mit Linksgewinde / with left-hand thread Konusmaß [mm] / Cone Size [mm]:30 mit Zubehör / with accessories	(10) (69) (49) (131) (135) (58) (140)		11492 03 	001 460 78 48
Spurstangenkopf / Tie Rod End Länge [mm] / Length [mm]:120 Gewindemaß / Thread Size:M30x1,5 mit Außengewinde / with external thread mit Rechtsgewinde / with right-hand thread Konusmaß [mm] / Cone Size [mm]:30 mit Zubehör / with accessories	(10) (69) (49) (131) (137) (58) (140)		11505 03 	000 460 28 48
Spurstangenkopf / Tie Rod End Länge [mm] / Length [mm]:120 Gewindemaß / Thread Size:M30x1,5 mit Außengewinde / with external thread mit Linksgewinde / with left-hand thread Konusmaß [mm] / Cone Size [mm]:32 mit Zubehör / with accessories	(10) (69) (49) (131) (135) (58) (140)		12280 04 	000 460 69 48
Spurstangenkopf / Tie Rod End Länge [mm] / Length [mm]:135 Gewindemaß / Thread Size:M38x1,5 mit Rechtsgewinde / with right-hand thread mit Außengewinde / with external thread Konusmaß [mm] / Cone Size [mm]:38 mit Zubehör / with accessories	(10) (69) (49) (137) (131) (58) (140)		19615 01 	000 460 17 48
Schraube, Spureinstellung / Bolt, wheel alignment DIN/ISO / DIN / ISO:DIN 22mm/ISO 21mm Länge [mm] / Length [mm]:110 Innengewinde [mm] / Inner Thread [mm]:M30x1,5 mit Rechtsgewinde / with right-hand thread Aussengewinde [mm] / Outer Thread [mm]:M38x1,5 mit Linksgewinde / with left-hand thread	(8) (34) (69) (55) (137) (27) (135)		21971 01 	000 992 21 39
Reparatursatz, Lenker / Repair Kit, link für Längslenker / for drag link Lochabstand 1/Lochabstand 2 / Hole Pitch 1/ Hole Pitch 2:100 Bohrung-Ø 1 / Bohrung-Ø 2 [mm] / Bore Ø 1 / Bore Ø 2 [mm]:17/17 Dicke/Stärke [mm] / Thickness [mm]:20 Molekularlager / Molecular Bearing mit Sicherungsring / with lock ring	(7) (125) (67) (30) (35) (71) (139)		22090 01 	000 330 14 11
Axialgelenk, Spurstange / Tie Rod Axle Joint Länge [mm] / Length [mm]:150 Gewindemaß 1 / Thread Measurement 1:M28x1,5 Gewindemaß 2 / Thread Measurement 2:M22x1,5 mit Rechtsgewinde / with right-hand thread	(1) ⚠ (69) (50) (51) (137)		22995 01 	001 460 30 48

Komponentenstückliste/Component part list

i			Ref.
Spurstangenkopf / Tie Rod End für Schubstange / for push rod Länge [mm] / Length [mm]:141 Gewindemaß / Thread Size:M28x1,5 mit Außengewinde / with external thread mit Rechtsgewinde / with right-hand thread Konusmaß [mm] / Cone Size [mm]:28,6 mit Zubehör / with accessories mit Sicherungsmutter / with lock nut	(10) (128) (69) (49) (131) (137) (58) (140) (138)		23077 01 001 460 89 48 
Spurstangenkopf / Tie Rod End Länge [mm] / Length [mm]:120 Gewindemaß / Thread Size:M38x1,5 mit Außengewinde / with external thread mit Rechtsgewinde / with right-hand thread Konusmaß [mm] / Cone Size [mm]:30 mit Zubehör / with accessories	(10) (69) (49) (131) (137) (58) (140)		23775 01 001 330 18 35 
Reparatursatz, Lenker / Repair Kit, link für Dreieckslenker (Nfz) / for wishbone (CV) Lochabstand 1/Lochabstand 2 / Hole Pitch 1/ Hole Pitch 2:152 Bohrung-Ø 1 / Bohrung-Ø 2 [mm] / Bore Ø 1 / Bore Ø 2 [mm]:25 Molekularlager / Molecular Bearing	(7) (103) (67) (30) (71)		23841 01 000 350 46 05 
Winkelgelenk / Tie Rod Länge [mm] / Length [mm]:145 Gewindemaß / Thread Size:M30x1,5 mit Außengewinde / with external thread mit Rechtsgewinde / with right-hand thread Konusmaß [mm] / Cone Size [mm]:32 gekröpft / Off-set	(13) (69) (49) (131) (137) (58) (129)		24445 01 001 460 29 48 
Reparatursatz, Lenker / Repair Kit, link für Längslenker / for drag link Lochabstand 1/Lochabstand 2 / Hole Pitch 1/ Hole Pitch 2:152 Bohrung-Ø 1 / Bohrung-Ø 2 [mm] / Bore Ø 1 / Bore Ø 2 [mm]:21 Molekularlager / Molecular Bearing mit Sicherungsring / with lock ring	(7) (125) (67) (30) (71) (139)		25158 01 000 350 27 05 
Spurstangenkopf / Tie Rod End für Schubstange / for push rod Länge [mm] / Length [mm]:115 Gewindemaß / Thread Size:M30x1,5 mit Außengewinde / with external thread für Rechtsgewinde / for right-hand thread Konusmaß [mm] / Cone Size [mm]:28,6 mit Zubehör / with accessories	(10) (128) (69) (49) (131) (127) (58) (140)		27623 01 001 460 48 48 
Reparatursatz, Lenker / Repair Kit, link für Dreieckslenker (Nfz) / for wishbone (CV) Lochabstand 1/Lochabstand 2 / Hole Pitch 1/ Hole Pitch 2:152 Bohrung-Ø 1 / Bohrung-Ø 2 [mm] / Bore Ø 1 / Bore Ø 2 [mm]:25/25 Molekularlager / Molecular Bearing	(7) (103) (67) (30) (71)		28705 01 000 350 36 05 
Reparatursatz, Lenker / Repair Kit, link für Dreieckslenker (Nfz) / for wishbone (CV) Lochabstand 1/Lochabstand 2 / Hole Pitch 1/ Hole Pitch 2:130 Bohrung-Ø 1 / Bohrung-Ø 2 [mm] / Bore Ø 1 / Bore Ø 2 [mm]:23/23 Molekularlager / Molecular Bearing	(7) (103) (67) (30) (71)		28706 01 000 350 37 05 
Reparatursatz, Lenker / Repair Kit, link für Dreieckslenker (Nfz) / for wishbone (CV) Lochabstand 1/Lochabstand 2 / Hole Pitch 1/ Hole Pitch 2:130 Bohrung-Ø 1 / Bohrung-Ø 2 [mm] / Bore Ø 1 / Bore Ø 2 [mm]:23/23 Molekularlager / Molecular Bearing mit Sicherungsring / with lock ring Ergänzende Info : mit Lamellenring / Supplementary info: with multidisk ring	(7) (103) (67) (30) (71) (139) (43)		30586 01 000 350 47 05 

i			⚠	Ref.
Reparatursatz, Lenker / Repair Kit, link für Dreieckslenker (Nfz) / for wishbone (CV) Lochabstand 1/Lochabstand 2 / Hole Pitch 1/ Hole Pitch 2:152 Bohrung-Ø 1 / Bohrung-Ø 2 [mm] / Bore Ø 1 / Bore Ø 2 [mm]:25/25 Molekularlager / Molecular Bearing mit Sicherungsring / with lock ring Ergänzende Info : mit Lamellenring / Supplementary info: with multidisk ring	(7) (103) (67) (30) (71) (139) (43)		30587 01 	000 350 44 05
Reparatursatz, Lenker / Repair Kit, link für Dreieckslenker (Nfz) / for wishbone (CV) Lochabstand 1/Lochabstand 2 / Hole Pitch 1/ Hole Pitch 2:130 Bohrung-Ø 1 / Bohrung-Ø 2 [mm] / Bore Ø 1 / Bore Ø 2 [mm]:23/23 Molekularlager / Molecular Bearing mit Sicherungsring / with lock ring Ergänzende Info : mit Lamellenring / Supplementary info: with multidisk ring	(7) (103) (67) (30) (71) (139) (43)		30588 01 	000 350 48 05
Reparatursatz, Lenker / Repair Kit, link für Dreieckslenker (Nfz) / for wishbone (CV) Lochabstand 1/Lochabstand 2 / Hole Pitch 1/ Hole Pitch 2:130 Bohrung-Ø 1 / Bohrung-Ø 2 [mm] / Bore Ø 1 / Bore Ø 2 [mm]:25/25 Molekularlager / Molecular Bearing mit Sicherungsring / with lock ring Ergänzende Info : mit Lamellenring / Supplementary info: with multidisk ring	(7) (103) (67) (30) (71) (139) (43)		30589 01 	000 350 45 05
Reparatursatz, Lenker / Repair Kit, link für Dreieckslenker (Nfz) / for wishbone (CV) Lochabstand 1/Lochabstand 2 / Hole Pitch 1/ Hole Pitch 2:152 Bohrung-Ø 1 / Bohrung-Ø 2 [mm] / Bore Ø 1 / Bore Ø 2 [mm]:25/25 Molekularlager / Molecular Bearing Ergänzende Info : mit Lamellenring / Supplementary info: with multidisk ring	(7) (103) (67) (30) (71) (43)		30590 01 	000 350 49 05
Spurstangenkopf / Tie Rod End Länge [mm] / Length [mm]:141 Gewindemaß / Thread Size:M30x1,5 mit Außengewinde / with external thread mit Rechtsgewinde / with right-hand thread Konusmaß [mm] / Cone Size [mm]:32 mit Zubehör / with accessories	(10) (69) (49) (131) (137) (58) (140)		30737 01 	001 330 99 35
Reparatursatz, Lenker / Repair Kit, link für Querlenker / for control arm für Dreieckslenker (Nfz) / for wishbone (CV) Lochabstand 1/Lochabstand 2 / Hole Pitch 1/ Hole Pitch 2:130 Bohrung-Ø 1 / Bohrung-Ø 2 [mm] / Bore Ø 1 / Bore Ø 2 [mm]:25/25 Molekularlager / Molecular Bearing	(7) (126) (103) (67) (30) (71)		34704 01 	
Schraube, Spureinstellung / Bolt, wheel alignment DIN/ISO / DIN / ISO:ISO 21mm Länge [mm] / Length [mm]:93 Innengewinde [mm] / Inner Thread [mm]:M30x1,5 mit Rechtsgewinde / with right-hand thread Aussengewinde [mm] / Outer Thread [mm]:M38x1,5 mit Linksgewinde / with left-hand thread	(8) (34) (69) (55) (137) (27) (135)		37235 01 	001 992 05 07

Arithmetische Liste / Part number list

Artikelnummer Article No.	Seite Page	Hersteller Manufacturer	Artikelnummer Article No.	Seite Page	Hersteller Manufacturer
11376 02	765 766 770 773 790	MERCEDES-BENZ	11402 01	518 519 520 521 522 523 524 526 528 529 530 531 532 533 534 535 536 537 539 540 542 543 544 545 547 550 551 553 554 556 557 569 763 767 769 770 771 773 774 775 777 778 779 780 781 782 790	MERCEDES-BENZ
11378 01	783 784 785 786 787 788 790	MERCEDES-BENZ	11403 01	523 536 542 550 569 767 769 774 790	MERCEDES-BENZ
11380 01	764 765 767 772 776 783 785 787 790	MERCEDES-BENZ	11407 01	762 765 790	MERCEDES-BENZ
11381 01	783 785 787 790	MERCEDES-BENZ	11446 01	785 790 791	MERCEDES-BENZ
11392 01	763 764 765 766 771 772 774 775 776 790	MERCEDES-BENZ	11447 01	785 791	MERCEDES-BENZ
11394 04	14 15 16 17 18 19 20 42 43 45 46 47 51 54 55 57 58 59 60 68 69 75 84 88 102 103 110 119 132 153 154 155 156 157 158 184 192 193 196 197 198 199 217 218 219 220 221 241 244 245 246 247 253 254 255 274 275 281 282 285 286 287 288 289 290 312 313 314 315 336 337 341 342 343 344 345 350 351 352 371 372 373 380 390 394 395 396 402 436 441 443 446 451 454 455 458 459 460 467 468 469 470 484 489 493 500 501 511 513 514 516 603 605 606 607 611 618 619 624 629 632 636 637 638 645 650 651 656 664 665 676 677 678 694 696 697 704 706 707 711 714 715 716 768 790	MERCEDES-BENZ	11492 03	88 110 123 129 542 549 551 568 570 582 583 595 596 606 607 613 614 615 620 624 653 657 667 791	MERCEDES-BENZ

Artikelnummer Article No.	Seite Page	Hersteller Manufacturer	Artikelnummer Article No.	Seite Page	Hersteller Manufacturer		
11505 03	2 3 4	MERCEDES-BENZ	12280 04	14 15 16	MERCEDES-BENZ		
	41 44 46			17 18 19			
	49 68 71			20 45 46			
	72 75 78			47 57 58			
	79 88 95			59 60 75			
	96 98 110			84 88 102			
	116 117 123			103 110 119			
	127 129 131			132 153 154			
	138 139 141			155 156 157			
	180 185 189			158 197 198			
	190 217 223			199 241 247			
	225 244 278			253 254 255			
	279 311 317			275 287 288			
	319 372 373			289 290 336			
	394 541 542			337 345 350			
	548 549 551			351 352 372			
	553 555 558			373 390 395			
	559 560 561			396 441 443			
	562 563 564			451 454 455			
	565 566 567			458 460 467			
	568 570 572			468 469 470			
	574 576 577			489 494 500			
	578 579 580			501 512 513			
	581 582 583			605 606 607			
	586 588 589			618 619 624			
	590 591 592			629 636 637			
	593 594 595			638 650 651			
	596 597 599			656 664 665			
	600 601 602			677 678 694			
	604 605 606			696 697 704			
	607 612 613			707 715 791			
	614 615 616			12877 01		783 785 787	MERCEDES-BENZ
	617 620 623			13558 01		764 772 776	MERCEDES-BENZ
624 628 635	13559 01	763 771 775	MERCEDES-BENZ				
646 648 649	13560 01	764 772 776	MERCEDES-BENZ				
653 656 657	13562 01	777 780	MERCEDES-BENZ				
662 667 675	13563 01	775 778 779	MERCEDES-BENZ				
791		781 782					
		18875 03 ⊕	721 723 725	MERCEDES-BENZ			
			728 731 734				
		18876 02 ⊕	721 723 726	MERCEDES-BENZ			
			729 732 735				
		19465 01	38 48 66	MERCEDES-BENZ			
			73 93 115				
			125 177 215				
			240 272 308				
			334 340 370				
			378 388 525				
			538 543 544				
			552 554 573				
			574 586 591				
			597 602				
		19537 01	88 110 122	MERCEDES-BENZ			
			166 609 613				
			614 615 620				
			625 653 657				
			667				
		19615 01	45 71 185	MERCEDES-BENZ			
			224 318 372				
			382 403 447				
			484 514 516				
			612 646 789				
			791				

Arithmetische Liste / Part number list

Artikelnummer Article No.	Seite Page	Hersteller Manufacturer	Artikelnummer Article No.	Seite Page	Hersteller Manufacturer
19719 02 ⊕	721 723 726 729 732	MERCEDES-BENZ	22054 01	88 111 123 129 167 398 620 625 653	MERCEDES-BENZ
19721 01	44 71 223 317 372 612 646	MERCEDES-BENZ	22055 01	88 111 123 621 625 653	MERCEDES-BENZ
19904 01	2 49 78 95 116 138 139 180 189 244 278	MERCEDES-BENZ	22090 01	26 27 28 30 31 32 86 87 88 107 108 109 110 111 121 122 123 128 129 164 166 167 182 398 399 571 584 596 608 619 620 621 625 639 640 652 653 657 666 705 708 712 713 715 791	MERCEDES-BENZ
20430 01	45 71 185 224 318 372 382 403 447 484 514 516 612 646 789	MERCEDES-BENZ	22092 01	30 31 87 109 110 122 129 166 182 399 608 620 640 652 657 666 705 708 713 715	MERCEDES-BENZ
20898 01	785	MERCEDES-BENZ	22721 01	40 48 67 73 94 115 126 179 216 240 273 310 335 340 370 379 389 538 543 544 552 573 574 587 591 598 602	MERCEDES-BENZ
21168 01	33 34 89 90 112 124 130 134 170 171 182 296 428 432 473 490 504 609 621 626 641 654 657 669 706 710 713 716	MERCEDES-BENZ	22807 01	14 605 636	MERCEDES-BENZ
21412 01	3 78 95 139	MERCEDES-BENZ	22989 01	186 202 203 227 228 264 293 294 321 322 359 375 384 398 403 471 485 502 514 516 681 698 789	MERCEDES-BENZ
21439 01	765 766 770 773	MERCEDES-BENZ	22995 01 ⊕△	709 713 716 791	MERCEDES-BENZ
21616 01	762 765	MERCEDES-BENZ	23038 01	709 713 716	MERCEDES-BENZ
21673 01	518 519 526	MERCEDES-BENZ	23065 01	91 113 114 124 130 622 654 658 706 710 714 716	MERCEDES-BENZ
21691 01	39 48 66 73 93 115 125 178 215 240 272 309 334 340 370 379 389	MERCEDES-BENZ	23066 01	92 114 171 182 669 683 699	MERCEDES-BENZ
21696 01	39 48 67 73 93 115 126 178 215 240 272 309 334 340 370 379 389	MERCEDES-BENZ			
21760 01	763 771 775	MERCEDES-BENZ			
21971 01	20 21 38 61 65 74 76 77 84 85 119 133 136 137 158 159 183 200 290 410 411 415 417 421 422 426 427 430 431 499 510 643 717 718 719 791	MERCEDES-BENZ			
22053 01	26 27 86 107 108 121 128 164 182 398 608 619 639 652 657 666 705 708 712 715	MERCEDES-BENZ			

Artikelnummer Article No.	Seite Page	Hersteller Manufacturer	Artikelnummer Article No.	Seite Page	Hersteller Manufacturer			
23069 02	172 173 174	MERCEDES-BENZ	23988 01	15 16 45	MERCEDES-BENZ			
	186 206 207			57 153 197				
	231 232 243			253 287 606				
	267 268 269			629 637 650				
	297 298 299			664 677				
	325 326 339			23989 01		16 84 102	MERCEDES-BENZ	
	361 362 376					119 154 606		
	385 399 404					618 624 637		
	474 475 505					650 704 707		
	642 647 658					715		
	670 671 684			23992 01		17 18 46	MERCEDES-BENZ	
	700					58 75 84		
	23077 01					4 8 9		MERCEDES-BENZ
10 41 50		155 156 198						
53 80 82		241 254 288						
96 100 101		337 350 372						
116 118 127		396 606 619						
131 142 143		629 637 651						
147 148 149		656 664 678						
150 151 180		696						
181 190 194		23994 01	88 110 255	MERCEDES-BENZ				
195 246 274			351 373 396					
279 283 284			678 696					
604 605 617			23995 01		59 132 199	MERCEDES-BENZ		
627 628 632					255 289 352			
634 635 636	373 396 606							
649 650 656	638 678 697							
659 661 663	23996 01	542 551 570		MERCEDES-BENZ				
673 675 676		583 596 607						
692 693 694		613 614 615						
791 792		624						
23469 01		4 41 49	MERCEDES-BENZ		46 72 185	MERCEDES-BENZ		
	75 79 96	225 319 373						
	116 131 140	612 646						
	141 180 190	23998 01		553 574 590	MERCEDES-BENZ			
	244 279			601				
23470 01	241 244 245		MERCEDES-BENZ	704 707 712		MERCEDES-BENZ		
	274 336 341			553 588 599				
	390 394			555 588				
23476 01	41 68 217	MERCEDES-BENZ	371 380 390	MERCEDES-BENZ				
	311		402					
23775 01	47 72 185	MERCEDES-BENZ	616 623	MERCEDES-BENZ				
	226 320 373		763 774					
	612 646 792		771					
23832 01	571 584 596	MERCEDES-BENZ	766	MERCEDES-BENZ				
23841 01	91 113 114	MERCEDES-BENZ	774 775 778	MERCEDES-BENZ				
	124 130 572		779					
	585 597 609		24239 01		520 521 527	MERCEDES-BENZ		
	613 614 615				528 529			
	622 626 654				522 523 530			
	658 706 710				531 532			
	714 716 792				24241 01		533 534 539	MERCEDES-BENZ
23943 01	765 767	545 555 556						
	23953 01 ▲	549 568 582	MERCEDES-BENZ					
		595 606 613						
614								
23958 01	765 774	MERCEDES-BENZ	535 536 540	MERCEDES-BENZ				
23962 01	786 788	MERCEDES-BENZ	546 547 557					
23965 01	788	MERCEDES-BENZ	4 41 50					
23970 01	774 777 780	MERCEDES-BENZ	80 96 116	MERCEDES-BENZ				
23972 01	544 553	MERCEDES-BENZ	131 142 143					
23977 01	523 536 542	MERCEDES-BENZ	180 190 279					
	550 569		632					

Arithmetische Liste / Part number list

Artikelnummer Article No.	Seite Page	Hersteller Manufacturer	Artikelnummer Article No.	Seite Page	Hersteller Manufacturer	
24244 01	5 6 7	MERCEDES-BENZ	25250 01	241 250 251	MERCEDES-BENZ	
	50 75 81			337 348 370		
	97 117 144			396		
	145 146 181			25314 01		187 208 209
	191 274 280					233 234 269
24303 01	98 117 127 394	MERCEDES-BENZ	25361 01	300 301 327	MERCEDES-BENZ	
24304 01	101 395 617	MERCEDES-BENZ		328 363 364		
24305 01	618	MERCEDES-BENZ		376 386 392		
24306 01 ▲	371 380 390	MERCEDES-BENZ		399 404 475		
	402			506 685 701		
24307 01	371 381 391 402	MERCEDES-BENZ	25447 01	42 51 68	MERCEDES-BENZ	
24309 01	101 618 650	MERCEDES-BENZ		184 192 193		
	101 127 623			217 218 219		
24310 01	101 127 623	MERCEDES-BENZ		246 281 282		
24311 01	88 110 123	MERCEDES-BENZ		311 312 313		
	129 620 653		603 611 632			
24313 01	616 623 648	MERCEDES-BENZ	645			
	618 624 655		604 616 627			
24314 01	618 624 655	MERCEDES-BENZ	25499 01	633 648 656	MERCEDES-BENZ	
24315 01	47 72 185	MERCEDES-BENZ		660 675		
	226 320 373		344 395 676			
24316 01	612 646	MERCEDES-BENZ	694			
	603 611 632		25500 01	342 394	MERCEDES-BENZ	
24445 01	645	MERCEDES-BENZ	25721 01	8 9 10	MERCEDES-BENZ	
	21 85 103			52 53 82		
	119 159 607			99 100 101		
	619 624 638			118 127 147		
	651 705 707			148 149 150		
24581 01	715 792	MERCEDES-BENZ	151 181 194			
	783 784 787		195 246 274			
24636 02 ⊕(x2)	788	MERCEDES-BENZ	283 284 604			
	720 722 725		617 627 634			
24911 01	728 730 733	MERCEDES-BENZ	635 649 656			
	783 785 787		659 661 675			
25154 01	788	MERCEDES-BENZ	692 693			
	541 548 558		25800 01 ⊕	720 722 724	MERCEDES-BENZ	
	559 560 575		727 730 733			
	576		25801 01 ⊕	720 722 724	MERCEDES-BENZ	
	25158 01		168 169 186	MERCEDES-BENZ		727 730 733
202 203 204		25802 01 ⊕	720 722 724		MERCEDES-BENZ	
205 227 228		727				
229 230 242		25821 01	561 562 577		MERCEDES-BENZ	
264 265 266		578 592 604				
293 294 295	613 614 615	623				
296 321 322	26020 01	562 578	MERCEDES-BENZ			
323 324 339	26021 01	541 549 563	MERCEDES-BENZ			
359 360 375		564 579				
384 398 399	26022 01 ▲	565 580	MERCEDES-BENZ			
403 471 472	26023 01	565 580 593	MERCEDES-BENZ			
473 485 502	26024 01	566 567 581	MERCEDES-BENZ			
503 514 516		582 594 605				
631 653 668		613 614 615				
669 681 682		623				
683 692 693		26031 01		187 210 211	MERCEDES-BENZ	
698 699 789	235 236 270					
792	276 302 303					
25249 01	241 248 249	MERCEDES-BENZ	329 330 365			
	275 336 346		366 377 387			
	347 381 391		392 400 404			
	395 402 677		476 506 672			
	695		686 701			

Artikelnummer Article No.	Seite Page	Hersteller Manufacturer	Artikelnummer Article No.	Seite Page	Hersteller Manufacturer
27441 01	83 102 118 152	MERCEDES-BENZ	28705 01	187 188 208 209 210 211 212 213 233 234 235 236 237 238 269 270 276 277 300 301 302 303 305 306 327 328 329 330 331 332 363 364 365 366 367 368 376 377 378 386 387 388 392 393 399 400 404 405 475 476 478 479 486 506 507 508 515 517 672 685 686 687 688 689 701 702 789 792	MERCEDES-BENZ
27623 01	5 6 7 11 12 13 38 50 55 56 66 74 75 81 82 83 97 117 118 131 132 136 144 145 146 151 152 181 183 191 197 274 280 286 406 407 408 409 417 418 419 420 427 429 434 435 436 437 438 439 440 445 448 449 450 454 455 456 457 460 462 463 464 465 466 483 488 495 604 616 627 633 636 648 650 656 659 660 663 675 676 692 693 766 770 792	MERCEDES-BENZ	28706 01	187 188 208 209 210 211 212 213 233 234 235 236 237 238 269 270 276 277 300 301 302 303 305 306 327 328 329 330 331 332 363 364 365 366 367 368 376 377 378 386 387 388 392 393 399 400 404 405 475 476 478 479 486 506 507 508 515 517 672 685 686 687 688 689 701 702 789 792	MERCEDES-BENZ
27628 01	43 54 55 69 184 196 197 220 221 246 275 285 286 314 315	MERCEDES-BENZ	29461 01	168 169 186 204 205 229 230 242 265 266 295 296 323 324 339 360 375 384 399 403 472 473 485 503 514 516 631 653 668 669 682 683 692 693 699	MERCEDES-BENZ
27683 01	11	MERCEDES-BENZ	29652 01	572 585 597 609 613 614 615 626	MERCEDES-BENZ
27756 01 ⊕	721 723 726 728 731 734	MERCEDES-BENZ			
27954 01	44 70 151 184 222 223 316 317 611 645	MERCEDES-BENZ			

Arithmetische Liste / Part number list

Artikelnummer Article No.	Seite Page	Hersteller Manufacturer	Artikelnummer Article No.	Seite Page	Hersteller Manufacturer
29799 01	241 247 275	MERCEDES-BENZ	30589 01	33 34 90	MERCEDES-BENZ
	336 345 390			112 124 130	
	395 677 694			134 170 171	
30478 01	19 20 47	MERCEDES-BENZ		173 174 176	
	60 84 103			182 186 188	
	157 158 199			206 207 214	
	255 290 607			231 232 239	
	629 638 651			243 267 268	
	665			269 271 296	
30586 01	91 113 114	MERCEDES-BENZ		297 298 299	
	124 130 572			308 325 326	
	585 597 609			333 339 362	
	613 614 615			369 376 378	
	622 626 654			385 388 399	
	658 706 710			401 404 405	
	714 716 792		428 432 473		
30587 01	33 34 90	MERCEDES-BENZ	474 475 480		
	112 124 130		481 487 490		
	134 170 171		504 505 508		
	176 182 243		509 515 517		
	271 296 339		609 621 626		
	428 432 473		631 641 642		
	481 490 504		647 654 657		
	509 609 621		658 669 671		
	626 631 641		673 684 690		
	654 657 669		700 703 706		
	673 703 706		710 713 716		
	710 713 716		793		
	792 793		30590 01	MERCEDES-BENZ	173 174 186
30588 01	35 36 74	MERCEDES-BENZ			188 206 207
	76 92 115				214 231 232
	125 135 137				239 243 267
	175 183 211				268 269 271
	304 425 428				297 298 299
	433 443 452				308 325 326
	456 459 477				333 339 362
	478 491 507				369 376 378
	610 643 655				385 388 399
	672 717 718				401 404 405
	719 793				474 475 480
					487 505 508
			515 517 642		
	647 658 671				
	684 690 700				
	703 793				
	30663 01	MERCEDES-BENZ	704 707 712		
			715		
	30665 01	MERCEDES-BENZ	737 741 744		
			748 753 757		
			761		
	30666 01	MERCEDES-BENZ	737 741 744		
			748 753 757		
			761		

Artikelnummer Article No.	Seite Page	Hersteller Manufacturer	Artikelnummer Article No.	Seite Page	Hersteller Manufacturer		
30737 01	22 23 24	MERCEDES-BENZ	33708 01	768 773	MERCEDES-BENZ		
	25 44 47		33709 01	524 537 543			
	62 63 70			551 571 584			
	76 85 104		33710 01	767 773			
	105 106 120		33711 01	32			
	128 133 151		33712 01	28			
	160 161 162		33736 01	187 212 237			
	163 181 184			270 276 305			
	200 222 223			331 367 377			
	242 256 257			387 393 400			
	291 292 316			405 478 486			
	317 337 352			507 515 517			
	353 397 607		687 688 702	33737 01		188 213 238	MERCEDES-BENZ
	611 619 624		270 277 306				
	625 630 638		332 368 378				
	639 643 645		388 393 400				
	651 652 656		405 479 486				
659 665 666	508 515 517						
679 680 692	689 702 789	33738 01	188 214 239	MERCEDES-BENZ			
697 712 715	271 307 308						
789 793	333 369 378						
30764 01	242 258 259	MERCEDES-BENZ	388 401 405	33904 02 ☺	MERCEDES-BENZ		
	338 353 354		480 487 508				
	355 397		515 517 690				
30765 01	242 260 261	MERCEDES-BENZ	703	33925 01 ☺	MERCEDES-BENZ		
	262 338 353		725 728 731				
	356 357 374		734				
	383 397 403		737 740 743				
31104 01	242 263 264	MERCEDES-BENZ	747 752 756	33949 02	MERCEDES-BENZ		
	338 358 398		770 778 781				
31144 01	706 711 714	MERCEDES-BENZ	782	33989 01	MERCEDES-BENZ		
	716		644 655 673				
31145 02	766	MERCEDES-BENZ	691 692 703	33990 01	MERCEDES-BENZ		
	31147 01		736 740 743			644 655 674	
31148 01		746 751 756	MERCEDES-BENZ	691 693 703	34003 01	MERCEDES-BENZ	
	759	636 650 659					
31149 01	737 740 743	MERCEDES-BENZ	663 676 692	34362 01	MERCEDES-BENZ		
	747 752 756		693				
31150 01	760	MERCEDES-BENZ	693	34363 01	MERCEDES-BENZ		
	343 394		176 243 271				
31887 01	605 617 628	MERCEDES-BENZ	339 481 509	34704 01	MERCEDES-BENZ		
	635 649 656		631 673 703				
33397 01	662 675	MERCEDES-BENZ	693	35331 01	MERCEDES-BENZ		
	35 36 74		11				
	76 92 115		553 574 588				
	125 135 137		589 599 600				
	175 183 211		37 65 416				
	304 425 428		37 66 416				
	433 443 452		12 82 406				
	456 459 477		418				
	478 491 507		36539 01			12 55 74	
	610 643 655					75 83 118	
	672 717 718		131 136 151				
	719		183 197 286				
	33398 01		241 252 337			MERCEDES-BENZ	407 418 419
349 372 381		427 429					
33697 01 ☺	391 396 677	MERCEDES-BENZ					
	696						
	767						
	736 739 742						
	746 751 755						
	759						

Arithmetische Liste / Part number list

Artikelnummer Article No.	Seite Page	Hersteller Manufacturer	Artikelnummer Article No.	Seite Page	Hersteller Manufacturer	
36540 01	20 61 74	MERCEDES-BENZ	37330 01	104 242 256	MERCEDES-BENZ	
	76 84 119			337 352 397		
	133 136 158			619 624 651		
	183 200 290			679 697		
	410 421 427					
430 499		37331 01	22 62 160	MERCEDES-BENZ		
36722 01	13 56 83	MERCEDES-BENZ	200 257 291	MERCEDES-BENZ		
	132 136 152		353 397 607			
	408 420 427		630 638 651			
429		37332 01	23 24 25	MERCEDES-BENZ		
36723 01	605 628 636	MERCEDES-BENZ	47 63 76	MERCEDES-BENZ		
	650 663 676		85 105 106			
694		120 128 133				
36762 01	21 61 85	MERCEDES-BENZ	161 162 163	MERCEDES-BENZ		
	133 137 159		181 200 292			
	411 422 427		607 619 625			
	431 717 718		630 639 652			
	719		656 659 666			
36986 01 ☉	736 739 742	MERCEDES-BENZ	692 712 715	MERCEDES-BENZ		
	745 750 755		37392 01 ☉		738 741 744	
	758		749 754			
36987 01 ☉	736 739 742	MERCEDES-BENZ	37393 01 ☉	757 761	MERCEDES-BENZ	
	745 750 755		37484 01	436 446 484	MERCEDES-BENZ	
	758			514 516		
37053 01	496 497	MERCEDES-BENZ	37505 01	437 438 449	MERCEDES-BENZ	
	498 499		455 457 463			
37055 01	513	MERCEDES-BENZ	464 488			
37056 01	441 467 468	MERCEDES-BENZ	37618 01	28 64 86	MERCEDES-BENZ	
	500		121 134 165			
37057 01	435 436 448	MERCEDES-BENZ	201 292 412	MERCEDES-BENZ		
	455 457 461		423 431 502			
	462		717 718 719			
37058 01	442 443 451	MERCEDES-BENZ	37619 01	29 64 87	MERCEDES-BENZ	
	455 458 469		134 165 201			
	470 489 501		292 413 424			
			432 717 718			
37235 01	21 22 23	MERCEDES-BENZ	719	MERCEDES-BENZ		
	24 25 47		37620 01		93 135 426	
	62 63 76		453 492			
	85 103 104		37621 01		439 440 450	
	105 106 119		455 465 466			
	120 128 133		37622 01		36 65 177	MERCEDES-BENZ
	159 160 161				215 308 414	
	162 163 181				434 444 482	
	200 242 256				483 509	
	257 291 292		37623 01		37 415	MERCEDES-BENZ
	337 352 353		37632 01		766	MERCEDES-BENZ
	397 607 619					
	624 625 630					
	638 639 651					
	652 656 659					
	665 666 679					
	680 692 697					
	705 707 712					
	715 793					
	37325 01				13 409	MERCEDES-BENZ
37329 01	21 85 103	MERCEDES-BENZ				
	119 159 607					
	619 624 638					
	651 705 707					
	715					

Vergleichsliste / Cross reference list

Vergleichs-Nr. Compare No.	Artikelnummer Article No.
-------------------------------	------------------------------

MERCEDES-BENZ

000 268 59 89	22721 01
000 322 05 23	31104 01
000 322 06 23	30765 01
000 322 07 23	30764 01
000 330 14 11	22090 01
000 330 85 35	11376 02
000 330 93 35	11378 01
000 330 97 35	11380 01
000 330 98 35	11381 01
000 338 98 15	23943 01
000 350 27 05	25158 01
000 350 36 05	28705 01
000 350 37 05	28706 01
000 350 44 05	30587 01
000 350 45 05	30589 01
000 350 46 05	23841 01
000 350 47 05	30586 01
000 350 48 05	30588 01
000 350 49 05	30590 01
000 460 17 48	19615 01
000 460 28 48	11505 03
000 460 43 48	11392 01
000 460 57 48	11394 04
000 460 69 48	12280 04
000 460 85 05	27441 01
000 460 93 05	21412 01
000 992 21 39	21971 01
000 996 66 45	21696 01
000 996 67 45	21691 01
000 996 70 45	19465 01
000 996 93 45	33989 01
000 996 94 45	33990 01
001 330 01 35	11402 01
001 330 14 35	11407 01
001 330 18 35	23775 01
001 330 99 35	30737 01
001 460 07 05	23476 01
001 460 13 05	25249 01
001 460 15 05	29799 01
001 460 29 48	24445 01
001 460 30 48	22995 01
001 460 48 48	27623 01
001 460 67 05	19904 01
001 460 71 05	23470 01
001 460 74 05	24201 01
001 460 78 48	11492 03
001 460 81 05	24303 01
001 460 86 05	24304 01
001 460 89 48	23077 01
001 460 90 05	24305 01
001 460 98 05	23469 01
001 992 05 07	37235 01
002 460 02 05	24306 01
002 460 04 05	25250 01
002 460 06 05	24307 01
002 460 06 48	33397 01
002 460 09 48	19537 01
002 460 12 05	24309 01
002 460 13 05	24310 01
002 460 24 05	24313 01
002 460 25 05	24314 01

Vergleichs-Nr. Compare No.	Artikelnummer Article No.
-------------------------------	------------------------------

MERCEDES-BENZ

002 460 26 05	24203 01
002 460 44 05	24243 01
002 460 46 05	25721 01
002 460 48 05	24244 01
002 460 50 05	25447 01
002 460 51 05	27954 01
002 460 54 05	24316 01
002 460 60 05	27628 01
002 460 62 05	25361 01
002 460 86 05	25500 01
002 460 88 05	25499 01
002 460 93 05	31149 01
002 460 97 05	27683 01
003 460 14 05	37505 01
003 460 15 05	37621 01
003 460 18 05	35331 01
003 460 44 05	31150 01
003 460 51 05	36723 01
003 460 53 05	36538 01
003 460 54 05	36722 01
003 460 55 05	36539 01
003 460 60 05	26021 01
003 460 73 05	37325 01
003 460 75 05	37057 01
003 460 78 05	37055 01
003 460 79 05	37053 01
302 330 02 35	11403 01
346 330 48 03	19721 01
357 460 35 05	24311 01
375 460 11 05	34003 01
404 460 03 05	24216 01
405 330 02 03	33398 01
405 330 08 11	33710 01
405 350 02 06	33708 01
405 460 00 05	31145 02
405 460 05 05	37632 01
406 330 01 03	13558 01
406 330 02 03	23958 01
406 460 01 05	21760 01
406 460 02 05	24211 01
406 460 07 05	13559 01
416 330 00 03	13560 01
421 338 00 15	21616 01
421 338 05 15	21439 01
421 460 10 05	24214 01
424 330 03 03	23970 01
427 460 01 05	24223 01
435 330 00 03	13562 01
437 330 04 03	33949 02
437 460 01 05	13563 01
601 330 04 35	11446 01
601 330 05 35	11447 01
625 330 12 03	20430 01
667 330 06 03	20898 01
667 460 15 05	24911 01
667 460 16 05	24581 01
669 330 06 03	23962 01
669 330 08 03	23965 01
670 330 06 03	12877 01
676 330 13 03	23972 01
901 320 00 89	25802 01

Vergleichs-Nr. Compare No.	Artikelnummer Article No.
-------------------------------	------------------------------

MERCEDES-BENZ

901 320 02 89	25800 01
901 320 03 89	25801 01
901 333 02 14	24636 02
901 333 12 27	18875 03
901 333 13 27	33904 02
901 460 01 48	19719 02
901 460 02 05	27756 01
901 460 04 55	18876 02
906 320 13 89	37392 01
906 320 17 89	30665 01
906 320 18 89	30666 01
906 333 02 27	33697 01
906 460 00 48	31148 01
906 460 00 55	31147 01
906 460 00 96	33925 01
941 330 00 07	22092 01
941 330 00 11	22053 01
941 330 02 03	23988 01
942 330 00 03	37332 01
942 330 03 03	30478 01
942 330 05 07	33711 01
942 330 07 07	33712 01
942 330 09 03	22807 01
942 350 12 05	31887 01
942 350 13 05	34363 01
942 350 15 05	21168 01
942 350 16 05	23065 01
944 330 05 03	24315 01
944 330 17 03	23997 01
944 350 04 05	34362 01
945 330 00 03	37329 01
945 330 00 07	22055 01
945 330 00 11	22054 01
945 330 02 03	23989 01
947 350 05 05	23066 01
948 350 22 05	26031 01
948 350 23 05	25314 01
948 350 24 05	29461 01
948 350 25 05	22989 01
948 350 27 05	33736 01
948 350 28 05	33737 01
948 350 29 05	33738 01
948 350 30 05	23069 02
949 330 02 03	23992 01
949 330 04 03	37330 01
949 330 16 03	37331 01
949 330 17 03	23994 01
949 330 18 03	23995 01
957 460 00 05	24135 01
957 460 05 05	31144 01
957 460 09 05	30663 01
957 460 10 05	23038 01
960 326 29 47	37623 01
960 326 32 47	37622 01
960 330 01 03	36540 01
960 330 01 07	37619 01
960 330 03 11	37618 01
960 330 04 03	36762 01
960 330 10 03	37056 01
960 330 11 03	37058 01
960 350 04 05	37620 01

Vergleichsliste / Cross reference list

Vergleichs-Nr. Compare No.	Artikelnummer Article No.	Vergleichs-Nr. Compare No.	Artikelnummer Article No.	Vergleichs-Nr. Compare No.	Artikelnummer Article No.
MERCEDES-BENZ					
960 350 09 06	36536 01				
960 350 13 06	36537 01				
960 460 02 05	37484 01				
960 463 08 15	37054 01				
970 330 02 03	23977 01				
970 460 07 05	24239 01				
970 460 08 05	24240 01				
972 350 09 06	33709 01				
972 460 06 05	26020 01				
972 460 07 05	26022 01				
972 460 14 05	24241 01				
972 460 15 05	24242 01				
972 460 20 05	25154 01				
972 460 28 05	21673 01				
974 330 01 07	23832 01				
974 350 05 05	29652 01				
974 460 00 05	26023 01				
974 460 05 05	24195 01				
974 460 11 05	26024 01				
974 460 12 05	25821 01				
974 460 15 05	24198 01				
975 330 02 03	23996 01				
975 330 09 03	23953 01				
975 330 10 03	23998 01				
976 460 04 05	35806 01				

Neuaufnahmen / New to range

Artikelnummer Article No.	Seite Page	Hersteller Manufacturer
11394 04	14 15 16	MERCEDES-BENZ
	17 18 19	
	20 42 43	
	45 46 47	
	51 54 55	
	57 58 59	
	60 68 69	
	75 84 88	
	102 103 110	
	119 132 153	
	154 155 156	
	157 158 184	
	192 193 196	
	197 198 199	
	217 218 219	
	220 221 241	
	244 245 246	
	247 253 254	
	255 274 275	
	281 282 285	
	286 287 288	
	289 290 312	
	313 314 315	
	336 337 341	
	342 343 344	
	345 350 351	
	352 371 372	
	373 380 390	
	394 395 396	
	402 436 441	
	443 446 451	
	454 455 458	
	459 460 467	
	468 469 470	
	484 489 493	
	500 501 511	
	513 514 516	
	603 605 606	
	607 611 618	
	619 624 629	
	632 636 637	
	638 645 650	
651 656 664		
665 676 677		
678 694 696		
697 704 706		
707 711 714		
715 716 768		
790		

Artikelnummer Article No.	Seite Page	Hersteller Manufacturer
11505 03	2 3 4	MERCEDES-BENZ
	41 44 46	
	49 68 71	
	72 75 78	
	79 88 95	
	96 98 110	
	116 117 123	
	127 129 131	
	138 139 141	
	180 185 189	
	190 217 223	
	225 244 278	
	279 311 317	
	319 372 373	
	394 541 542	
	548 549 551	
	553 555 558	
	559 560 561	
	562 563 564	
	565 566 567	
	568 570 572	
	574 576 577	
	578 579 580	
	581 582 583	
	586 588 589	
	590 591 592	
	593 594 595	
	596 597 599	
	600 601 602	
	604 605 606	
	607 612 613	
	614 615 616	
	617 620 623	
624 628 635		
646 648 649		
653 656 657		
662 667 675		
791		

Neuaufnahmen / New to range

Artikelnummer Article No.	Seite Page	Hersteller Manufacturer
12280 04	14 15 16	MERCEDES-BENZ
	17 18 19	
	20 45 46	
	47 57 58	
	59 60 75	
	84 88 102	
	103 110 119	
	132 153 154	
	155 156 157	
	158 197 198	
	199 241 247	
	253 254 255	
	275 287 288	
	289 290 336	
	337 345 350	
	351 352 372	
	373 390 395	
	396 441 443	
	451 454 455	
	458 460 467	
	468 469 470	
	489 494 500	
	501 512 513	
605 606 607		
618 619 624		
629 636 637		
638 650 651		
656 664 665		
677 678 694		
696 697 704		
707 715 791		
19537 01	88 110 122	MERCEDES-BENZ
	166 609 613	
	614 615 620	
	625 653 657	
667		
21412 01	3 78 95	MERCEDES-BENZ
	139	
23988 01	15 16 45	MERCEDES-BENZ
	57 153 197	
	253 287 606	
	629 637 650	
	664 677	
24311 01	88 110 123	MERCEDES-BENZ
	129 620 653	
	657 667	
24636 02 (x2)	720 722 725	MERCEDES-BENZ
	728 730 733	
25250 01	241 250 251	MERCEDES-BENZ
	337 348 370	
	396	
25721 01	8 9 10	MERCEDES-BENZ
	52 53 82	
	99 100 101	
	118 127 147	
	148 149 150	
	151 181 194	
	195 246 274	
	283 284 604	
	617 627 634	
	635 649 656	
	659 661 675	
	692 693	

Artikelnummer Article No.	Seite Page	Hersteller Manufacturer
30665 01	737 741 744	MERCEDES-BENZ
	748 753 757	
	761	
30666 01	737 741 744	MERCEDES-BENZ
	748 753 757	
	761	
31145 02	766	MERCEDES-BENZ
33697 01	736 739 742	MERCEDES-BENZ
	746 751 755	
	759	
33904 02	725 728 731	MERCEDES-BENZ
	734	
33925 01	737 740 743	MERCEDES-BENZ
	747 752 756	
	760	
33949 02	770 778 781	MERCEDES-BENZ
	782	
33989 01	644 655 673	MERCEDES-BENZ
	691 692 703	
33990 01	644 655 674	MERCEDES-BENZ
	691 693 703	
34003 01	636 650 659	MERCEDES-BENZ
	663 676 692	
	693	
34362 01	176 243 271	MERCEDES-BENZ
	339 481 509	
	631 673 703	
34363 01	36	MERCEDES-BENZ
35331 01	11	MERCEDES-BENZ
35806 01	553 574 588	MERCEDES-BENZ
	589 599 600	
36536 01	37 65 416	MERCEDES-BENZ
36537 01	37 66 416	MERCEDES-BENZ
36538 01	12 82 406	MERCEDES-BENZ
	418	
36539 01	12 55 74	MERCEDES-BENZ
	75 83 118	
	131 136 151	
	183 197 286	
	407 418 419	
36540 01	20 61 74	MERCEDES-BENZ
	76 84 119	
	133 136 158	
	183 200 290	
	410 421 427	
36722 01	430 499	MERCEDES-BENZ
	13 56 83	
	132 136 152	
36723 01	408 420 427	MERCEDES-BENZ
	429	
	605 628 636	
36723 01	650 663 676	MERCEDES-BENZ
	694	
36762 01	21 61 85	MERCEDES-BENZ
	133 137 159	
	411 422 427	
	431 717 718	
	719	
36986 01	736 739 742	MERCEDES-BENZ
	745 750 755	
	758	

Artikelnummer Article No.	Seite Page	Hersteller Manufacturer
36987 01 ☉	736 739 742 745 750 755 758	MERCEDES-BENZ
37053 01	496 497	MERCEDES-BENZ
37054 01	498 499	MERCEDES-BENZ
37055 01	513	MERCEDES-BENZ
37056 01	441 467 468 500	MERCEDES-BENZ
37057 01	435 436 448 455 457 461 462	MERCEDES-BENZ
37058 01	442 443 451 455 458 469 470 489 501	MERCEDES-BENZ
37325 01	13 409	MERCEDES-BENZ
37329 01	21 85 103 119 159 607 619 624 638 651 705 707 715	MERCEDES-BENZ
37330 01	104 242 256 337 352 397 619 624 651 679 697	MERCEDES-BENZ
37331 01	22 62 160 200 257 291 353 397 607 630 638 651 665 680 697	MERCEDES-BENZ
37332 01	23 24 25 47 63 76 85 105 106 120 128 133 161 162 163 181 200 292 607 619 625 630 639 652 656 659 666 692 712 715	MERCEDES-BENZ
37392 01 ☉	738 741 744 749 754	MERCEDES-BENZ
37393 01 ☉	757 761	MERCEDES-BENZ
37484 01	436 446 484 514 516	MERCEDES-BENZ
37505 01	437 438 449 455 457 463 464 488	MERCEDES-BENZ
37618 01	28 64 86 121 134 165 201 292 412 423 431 502 717 718 719	MERCEDES-BENZ
37619 01	29 64 87 134 165 201 292 413 424 432 717 718 719	MERCEDES-BENZ
37620 01	93 135 426 453 492	MERCEDES-BENZ
37621 01	439 440 450 455 465 466	MERCEDES-BENZ

Artikelnummer Article No.	Seite Page	Hersteller Manufacturer
37622 01	36 65 177 215 308 414 434 444 482 483 509	MERCEDES-BENZ
37623 01	37 415	MERCEDES-BENZ
37632 01	766	MERCEDES-BENZ

Geänderte Bestellnummer / Amended part numbers

Artikelnummer alt Article No. old	Artikelnummer neu Article No. new	Artikelnummer alt Article No. old	Artikelnummer neu Article No. new	Artikelnummer alt Article No. old	Artikelnummer neu Article No. new
11394 03	11394 04				
11492 02	11492 03				
11505 02	11505 03				
11727 01	11402 01				
12280 03	12280 04				
19675 01	11403 01				
19862 01	19537 01				
21410 01	37332 01				
21411 01	37329 01				
21412 02	21412 01				
22051 01	30587 01				
22052 01	30589 01				
23839 01	30586 01				
23988 02	23988 01				
23990 01	37331 01				
23991 01	37330 01				
24807 01	30589 01				
25064 01	19537 01				
25250 02	25250 01				
25721 02	25721 01				
26026 01	35806 01				
31145 01	31145 02				
33904 01	33904 02				
33949 01	33949 02				

Geänderte Bestellnummer / Amended part numbers

Artikelnummer neu Article No. new	Artikelnummer alt Article No. old	Artikelnummer neu Article No. new	Artikelnummer alt Article No. old	Artikelnummer neu Article No. new	Artikelnummer alt Article No. old
11394 04	11394 03				
11402 01	11727 01				
11403 01	19675 01				
11492 03	11492 02				
11505 03	11505 02				
12280 04	12280 03				
19537 01	19862 01				
19537 01	25064 01				
21412 01	21412 02				
23988 01	23988 02				
25250 01	25250 02				
25721 01	25721 02				
30586 01	23839 01				
30587 01	22051 01				
30589 01	22052 01				
30589 01	24807 01				
31145 02	31145 01				
33904 02	33904 01				
33949 02	33949 01				
35806 01	26026 01				
37329 01	21411 01				
37330 01	23991 01				
37331 01	23990 01				
37332 01	21410 01				

Memo

A large rectangular area filled with horizontal gray lines, serving as a template for writing a memo. The lines are evenly spaced and cover the majority of the page below the title.



- DE** Mercedes Benz | Lenkungs- und Fahrwerkteile für Nfz
- EN** Mercedes Benz | Steering and suspension parts for CV
- FR** Mercedes Benz | Pièces de la direction et du châssis pour VI
- ES** Mercedes Benz | Piezas de dirección y de chasis para veh. industr.
- IT** Mercedes Benz | Componenti dello sterzo e dell'autotelaio per veicoli commerciali
- PL** Mercedes Benz | Elementy układu kierowniczego i podwozia pojazdów użytkowych
- RU** Mercedes Benz | Детали рулевого механизма и шасси для коммерческой техники
- EL** Mercedes Benz | Εξαρτήματα συστήματος διεύθυνσης και ανάρτησης για οχήματα επαγγελματικής χρήσης
- ZH** Mercedes Benz | 商用车的转向系统部件和底盘部件