



MAPCO
vergleichbar mit / comparable



BMW

<p>3er (E30) 316 – 316i – 318i – 320 3er (E30) 320i – 323i – 325i 3er (E30) 324D – 324td – 325i X 3er (E30) M3 2.3, 2.5</p>	<p>07/81 → 01/92</p>	<p>56600 24.8190-0201.2</p>	<p>  240,00 mm</p>
<p>3er (E30) 316 – 316i – 318i – 320 3er (E30) 320i – 323i – 325i 3er (E30) 324D – 324td – 325i X 3er (E30) M3 2.3, 2.5</p> <p>✓ ABS</p>	<p>07/81 → 01/92</p>	<p>56601 24.8190-0213.2</p>	<p>  265,00 mm</p>
<p>3er (E36) 316i – 318i – 318 is – 318 tds – 320i 3er (E36) 325i 325 td – 325 tds – 328i 3er (E36) M3 3.0, 3.2</p>	<p>01/94 → 04/99</p>	<p>56603 24.8190-0207.2</p>	<p>  790,00 mm</p>
<p>3er (E36) 316i – 318i – 318 is – 318 tds – 320i 3er (E36) 325i 325 td – 325 tds – 328i 3er (E36) M3 3.0, 3.2</p>	<p>01/94 → 04/99</p>	<p>56605 24.8190-0206.2</p>	<p>  790,00 mm</p>
<p>3er (E36) 316g, 316i, 318 tds, 318 ti, 323 ti ✓ Compact</p>	<p>01/94 → 04/99</p>	<p>56604 24.8190-0211.2</p>	<p>  840,00 mm</p>



MAPCO
vergleichbar mit / comparable



BMW

<p>3er (E46) 316i – 318d – 320d – 320i 3er (E46) 325i – 325ix – 328i</p>	<p>04/00 →</p>	<p>56606 24.8190-0220.2</p>	<p>  675,00 mm</p>
<p>3er (E46) 325 i, 325xi, 330d, 330i, 3er (E46) 330xd, 330xi</p>	<p>04/00 →</p>	<p>56608 24.8190-0227.2</p>	<p>  650,00 mm</p>
<p>3er (E46) 316i – 318d – 320d – 320i 3er (E46) 325i – 325ix – 328i</p>	<p>04/00 →</p>	<p>56607 24.8190-0221.2</p>	<p>  1414,00 mm</p>
<p>5er (E28) 518i, 520i, 524td, 530i, 540i V8, 5er (E28) M5 3.6, 3.8</p>	<p>09/83 → 12/87</p>	<p>56601 24.8190-0213.2</p>	<p>  265,00 mm</p>
<p>5er (E34) 518i, 520i, 524d, 525 e 2.7, 525i 5er (E34) 528i, 535i M35i</p>	<p>01/88 → 09/95</p>	<p>56602 24.8190-0214.2</p>	<p>  220,00 mm</p>



MAPCO
vergleichbar mit / comparable



BMW

<p>5er (E39) 520d, 520i, 523i, 525d, 525i, 525td 5er (E39) 525tds 528i, 530d, 535i, 540i</p>	<p>09/95 →</p>	<p>56609 24.8190-0219.2</p>	<p>  805,00 mm</p>
<p>5er (E39) 520d, 520i, 523i, 525d, 525i, 525td 5er (E39) 525tds 528i, 530d, 535i, 540i</p>	<p>09/95 →</p>	<p>56610 24.8190-0218.2</p>	<p>  550,00 mm</p>
<p>5er (E39) 520d, 520i, 523i, 525d, 525i, 525td 5er (E39) 525tds 528i, 530d, 535i, 540i ✓ Touring</p>	<p>09/95 →</p>	<p>56611 24.8190-0222.2</p>	<p>  1100,00 mm</p>
<p>6er (E24) 628 CSI, 635 CSI</p>	<p>09/79 → 09/90</p>	<p>56601 24.8190-0213.2</p>	<p>  265,00 mm</p>
<p>7er (E32) 730i, iL, 735i, iL, 740i, iL, 750i, iL</p>	<p>09/86 → 09/94</p>	<p>56602 24.8190-0214.2</p>	<p>  220,00 mm</p>



MAPCO
vergleichbar mit / comparable



BMW



X5 (E53) 3.0d, 3.0i, 4.4i, 4.6, 4.8	05/01 →	<p>56612 24.8190-0226.2</p>	  <p>715,00 mm</p>
Z1 2.5	07/81 → 01/92	<p>56600 24.8190-0201.2</p>	  <p>240,00 mm</p>
Z1 2.5	06/88 → 06/91	<p>56601 24.8190-0213.2</p>	  <p>265,00 mm</p>
Z3 1.8, 1.9, 2.0, 2.2, 2.8, 3.0	03/97 →	<p>56603 24.8190-0207.2</p>	  <p>790,00 mm</p>
Z3 1.8, 1.9, 2.0, 2.2, 2.8, 3.0	03/97 →	<p>56604 24.8190-0211.2</p>	  <p>840,00 mm</p>












MAPCO
vergleichbar mit / comparable



BMW

Z4 2.0i, 2.2i, 2.5i, 2.5 Si, 3.0i	10/03 →	56606 24.8190-0220.2	  675,00 mm
-----------------------------------	---------	--------------------------------	---

MERCEDES-BENZ











190 (W201) 2.0, D 2.0, D 2.5 190 (W201) E 1.8, E 2.0, E 2.3 190 (W201) Turbo D 2.5, E 2.6  ASP	10/82 → 08/93	56800 24.8190-0402.2	  150,00 mm
190 (W201) 2.0, D 2.0, D 2.5 190 (W201) E 1.8, E 2.0, E 2.3 190 (W201) Turbo D 2.5, E 2.6 ✓ ASP	10/82 → 08/93	56801 24.8190-0401.2	  95,00 mm
A (W168) A140, A160, A170 A (W168) A160 CDI, A190 CDI	03/99 →	56801 24.8190-0401.2	  96,00 mm
C (W202) C180, C 200, C 220 D, C 230 C (W202) C250 D, C280	05/93 → 05/00	56801 24.8190-0401.2	  96,00 mm



MAPCO
vergleichbar mit / comparable



MERCEDES-BENZ











<p>C (W203) 180, 180 Kompressor, 200 CDI, C (W203) 200 CGI Kompressor C (W203) 220 CDI, 230 Kompressor, 240</p>	<p>03/01 →</p>	<p>56803 24.8190-0410.2</p>	<p>  96,00 mm</p>
<p>CLK (C208) 200 Kompressor, 230, 320</p>	<p>06/97 → 06/02</p>	<p>56801 24.8190-0401.2</p>	<p>  96,00 mm</p>
<p>CLK (C209) C200 CGI Kompressor CLK (C209) C240, C270 CDI, C320</p>	<p>05/02 →</p>	<p>56803 24.8190-0410.2</p>	<p>  96,00 mm</p>
<p>E (W124) 200, 200 D, 220 E, 230 E, 250 D E (W124) 260 E, 280 E, 300E E (W124) 300 D, 300 Turbo D + 4matic</p>	<p>06/85 → 08/92</p>	<p>56800 24.8190-0402.2</p>	<p>  150,00 mm</p>
<p>E (W210) E200, E230, E240, E280, E320 E (W210) E220 CDI, E220 CDI, E220 D E (W210) E240 D, 250 D, E (W210) E250 Turbo D, E300 D</p>	<p>06/98 → 03/02</p>	<p>56801 24.8190-0401.2</p>	<p>  96,00 mm</p>



MAPCO
vergleichbar mit / comparable



MERCEDES-BENZ











<p>E (W211) E200 CDI, E200 Kompressor E (W211) E220, E240, E270 CDI, E (W211) 280 CDI</p>	<p>03/02 →</p>	<p>56802 24.8190-0416.2</p>	<p>  100,00 mm</p>
<p>E (W211) E200 CDI, E200 Kompressor E (W211) E220, E240, E270 CDI, E (W211) 280 CDI</p>	<p>03/02 →</p>	<p>56803 24.8190-0410.2</p>	<p>  96,00 mm</p>
<p>G (W460) 230 G – 250GD – 300 GD</p>	<p>03/79 → 08/93</p>	<p>56801 24.8190-0401.2</p>	<p>  96,00 mm</p>
<p>M (W163) ML 230, ML 270 CDI</p>	<p>02/98 →</p>	<p>56804 24.8190-0411.2</p>	<p>  239,00 mm</p>
<p>M (W163) ML 430, ML 55 AMG</p>	<p>02/98 →</p>	<p>56805 24.8190-0409.2</p>	<p>  239,00 mm</p>



MAPCO
vergleichbar mit / comparable



MERCEDES-BENZ





<p>S (W140) 300 SE, 400 SE, 500 SE, 600 SE S (W140) S280, S300, S350, S420, S500 S (W140) S600</p>	<p>02/91 → 10/98</p>	<p>56801 24.8190-0401.2</p>	<p>  96,00 mm</p>
<p>S (W220) S280, S300, S350, S400 CDI S (W220) S430, S500, S600 S (W220) S 55 AMG</p>	<p>10/98 →</p>	<p>56803 24.8190-0410.2</p>	<p>  96,00 mm</p>
<p>SL (R230) 350, S500, 55 AMG, 600</p>	<p>10/01 →</p>	<p>56803 24.8190-0410.2</p>	<p>  96,00 mm</p>
<p>VANEO (414) 1.6, 1.7 CDI, 1.9</p>	<p>02/02 →</p>	<p>56803 24.8190-0410.2</p>	<p>  96,00 mm</p>
<p>VITO (638)108 - 112 - 114</p>	<p>02/96 → 08/03</p>	<p>56806 24.8190-0407.2</p>	<p>  185,00 mm</p>







MAPCO
vergleichbar mit / comparable



MERCEDES-BENZ

<p>V (638/2) V200, V200 CDI, V220 CDI, V230 V (638/2) V230 TD, V280</p>	<p>02/97 → 08/03</p>	<p>56806 24.8190-0407.2</p>	<p>  185,00 mm</p>
<p>SPRINTER (901, 902) 208 – 216 (2t) SPRINTER (903) 308 – 316 (3t) SPRINTER (904) 408 – 416 (4t)</p>	<p>02/95 →</p>	<p>56806 24.8190-0407.2</p>	<p>  185,00 mm</p>

OPEL













<p>ASTRA F 1.4, 1.4, 1.6, 1.6i, 1.8i ATE-System</p>	<p>03/92 → 09/98</p>	<p>56700 24.8190-0707.2</p>	<p>  685,00 mm</p>
<p>ASTRA F 1,8i 16V, 2.0i, 2.0i 16V ATE-System</p>	<p>03/92 → 09/98</p>	<p>56701 24.8190-0705.2</p>	<p>  660,00 mm</p>



MAPCO
vergleichbar mit / comparable



OPEL

<p>ASTRA F 1.4 Si, 1.4i 16V ASTRA F 1.7 D, 1.7 TD, 1.7 TDS ATE-System</p> 	<p>03/92 → 09/98</p>	<p>56700 24.8190-0707.2</p>	  <p>685,00 mm</p>
<p>ASTRA F 1.4 Si, 1.4i 16V ASTRA F 1.7 D, 1.7 TD, 1.7 TDS ATE-System</p> 	<p>03/92 → 09/98</p>	<p>56701 24.8190-0705.2</p>	  <p>660,00 mm</p>
<p>ASTRA G 1.2 16V, 1.4 16V, 1.6i 16V, ASTRA G 1.7 CDTi, 1.7 DTI 16V, 1.7 TD ASTRA G 1.8 16V, 2.0 16V, 2.0 DI ASTRA G 2.2 16V, 2.2 DTI 16V</p>	<p>09/98 → 03/04</p>	<p>56702 24.8190-0718.2</p>	  <p>740,00 mm</p>
<p>CALIBRA A 2.0i Turbo + 4x4 CALIBRA A 2.5i V6 (Chassis S1999999→) (Chassis →S9999999)</p>	<p>06/90 → 07/97</p>	<p>56700 24.8190-0707.2</p>	  <p>685,00 mm</p>
<p>KADETT E 1.2 - 1.3 - 1.4 - 1.5 - 1.6 - 1.6D KADETT E 1.7D KADETT E 2.0i DELCO-System</p>	<p>08/84 → 09/91</p>	<p>56703 24.8190-0701.2</p>	  <p>955,00 mm</p>



MAPCO
vergleichbar mit / comparable



OPEL

<p>KADETT E 2.0i ATE-System</p>	<p>08/84 → 09/91</p>	<p>56704 24.8190-0708.2</p>	<p>  950,00 mm</p>
<p>KADETT E 1.8, 1.8i 1.8 S (Chassis →L5000000) (Chassis →L2500000) DELCO-System</p>	<p>08/84 → 09/91</p>	<p>56703 24.8190-0701.2</p>	<p>  955,00 mm</p>
<p>KADETT E 1.8, 1.8i 1.8 S (Chassis L5000001→) (Chassis L2500001→) ATE-System</p>	<p>08/84 → 09/91</p>	<p>56704 24.8190-0708.2</p>	<p>  950,00 mm</p>
<p>OMEGA A 1.8, 1.8 N, 1.8 S, 2.3 D, 2.3 TD (Chassis K1019854→) DELCO-System</p>	<p>09/86 → 08/93</p>	<p>56710 24.8190-0712.2</p>	<p>  660,00 mm</p>
<p>OMEGA A 1.8, 1.8 N, 1.8 S (Chassis →K1019855) ATE-System</p>	<p>09/86 → 08/93</p>	<p>56709 24.8190-0706.2</p>	<p>  660,00 mm</p>



MAPCO
vergleichbar mit / comparable



OPEL

<p>OMEGA A 2.0, 2.0i (Chassis →K1000098) DELCO-System</p>	<p>09/86 → 03/94</p>	<p>56711 24.8190-0702.2</p>	  <p>860,00 mm</p>
<p>OMEGA A 2.0, 2.0i (Chassis K1000099→) ATE-System</p>	<p>09/86 → 03/94</p>	<p>56709 24.8190-0706.2</p>	  <p>660,00 mm</p>
<p>OMEGA A 2.0, 2.0i, 2.3 D, 2.3 TD ATE-System</p>	<p>09/86 → 03/94</p>	<p>56709 24.8190-0706.2</p>	  <p>660,00 mm</p>
<p>OMEGA A 2.0, 2.0i, 2.3 D, 2.3 TD DELCO-System</p>	<p>09/86 → 03/94</p>	<p>56710 24.8190-0712.2</p>	  <p>660,00 mm</p>
<p>OMEGA A 3.0 (Chassis →M1000000)</p>	<p>09/86 → 03/94</p>	<p>56713 24.8190-0703.2</p>	  <p>860,00 mm</p>



MAPCO
vergleichbar mit / comparable



OPEL











<p>OMEGA A 2.4i, 2.6i, 3.0, 3.0 24V (Chassis M1000001→)</p>	<p>09/86 → 03/94</p>	<p>56712 24.8190-0716.2</p>	<p>  685,00 mm</p>
<p>OMEGA B 2.0, 2.0 16V, 2.0 DTI 16V OMEGA B 2.2 DTI 16V, 2.5 DTI, 2.5 TD OMEGA B 2.5 V6, 2.6 V6, 3.0 V6, 3.2 V6</p>	<p>04/94 → 07/03</p>	<p>56714 24.8190-0711.2</p>	<p>  685,00 mm</p>
<p>SENATOR B 2.5i, 2.6i, 3.0, 3.0i (Chassis →K1000098)</p>	<p>01/88 → 09/93</p>	<p>56713 24.8190-0703.2</p>	<p>  860,00 mm</p>
<p>SENATOR B 2.5i, 2.6i, 3.0, 3.0i (Chassis M1000001→)</p>	<p>01/88 → 09/93</p>	<p>56712 24.8190-0716.2</p>	<p>  685,00 mm</p>
<p>SIGNUM 1.9 CDTI, 1.9 CDTI 16V SIGNUM 2.2 DTI 16V, 2.2 16V, 2.2 DIRECT SIGNUM 3.0 V6 CDTI, 3.2 V6</p>	<p>10/03 →</p>	<p>56708 24.8190-0719.2</p>	<p>  685,00 mm</p>



MAPCO
vergleichbar mit / comparable



OPEL

<p>VECTRA A 1.7D, 1.7 TD, 1.8 S (Chassis N1038530→ N5000001) (Chassis R1999999→ R5999999)</p>	<p>09/88 → 08/95</p>	<p>56700 24.8190-0707.2</p>	<p>  685,00 mm</p>
<p>VECTRA A 1.6, 1.6i (Chassis S1000001→) (Chassis →S5000001)</p>	<p>09/88 → 08/95</p>	<p>56701 24.8190-0707.2</p>	<p>  685,00 mm</p>
<p>VECTRA A 2.0, 2.0i, 2.0i 16V, 2000 + 4x4</p>	<p>09/88 → 11/95</p>	<p>56701 24.8190-0707.2</p>	<p>  685,00 mm</p>
<p>VECTRA B 1.6i, 1.6i 16V, 1.7 TD, 1.8i 16V VECTRA B 2.0 DI 16V, 2.0 DTI 16V (Chassis →W1999999) (Chassis →W5999999) (Chassis →W7999999)</p>	<p>08/95 → 04/02</p>	<p>56706 24.8190-0715.2</p>	<p>  660,00 mm</p>
<p>VECTRA B 1.6i, 1.6i 16V, 1.7 TD, 1.8i 16V VECTRA B 2.0i 16V, 2.0 DI 16V, 2.0 DTI 16V (Chassis X1000001→) (Chassis X5000001→) (Chassis X7000001→)</p>	<p>08/95 → 04/02</p>	<p>56707 24.8190-0714.2</p>	<p>  660,00 mm</p>



MAPCO
vergleichbar mit / comparable



OPEL

VECTRA C 1.8 16V, 1.9 CDTI, 1.9 CDTI 16V
VECTRA C 2.2 DTI 16V, 2.2 16V
VECTRA C 2.2 DIRECT
VECTRA C 3.0 V6 CDTI, 3.2 V6

10/03 →

56708
24.8190-0719.2



685,00 mm

ZAFIRA 1.6 16V, 1.8 16V, 2.0 DI
ZAFIRA 2.0 DTI 16V, 2.2 16V, 2.2 DTI 16V

10/99 →

56702
24.8190-0718.2



740,00 mm

SAAB

900 II 20- 16 Turbo, 2.0i, 2.3- 16, 2.5- 24 V6

07/93 → 02/98

56702
24.8190-0718.2



740,00 mm

9-3 2.0i, 2.0 Turbo, 2.0 SE Turbo
9-3 2.2 TID, 2.3i

02/98 → 09/02

56702
24.8190-0718.2



740,00 mm

9-5 2.0t, 2.2 TID, 2.3t, 2.3 Turbo,
9-3 3.0 TID, 3.0 V6t



10/98 →

56702
24.8190-0718.2



740,00 mm

		 MAPCO vergleichbar mit / comparable	
--	---	--	---

VOLKSWAGEN			
LT28 - 46 II 2.3, 2.5 SDI, 2.5 TDI, 2.8 TDI LT28 - 35 II 2.3, 2.5 SDI, 2.5 TDI, 2.8 TDI	05/96 →	56806 24.8190-0407.2	  185,00 mm

Alle Artikel sind MAPCO- Erzeugnisse!
Alle Vergleichsnummern dienen nur zur besseren Identifikation!
Reference numbers are used for better identification only!
Références d'origine pour meilleur identification seulement!



Vergleichsnummern Cross reference list Liste de correspondance



BMW	MAPCO
3411 1152 607	56601
3411 2225 107	56602
3435 1153 964	56600
3435 1163 065	56609
3435 1163 066	56610
3435 1163 207	56611
3435 1164 371	56606
3435 1164 372	56607
3435 1165 580	56612
3435 1179 819	56601
3435 1180 781	56602
3435 1180 782	56601
3435 1181 337	56603
3435 1181 342	56605
3435 1181 344	56605
3435 1182 533	56604
3435 2229 018	56609
3435 6751 311	56608
3435 9058 889	56600

OPEL	MAPCO
1238 342	56713
1238 343	56711
1238 348	56701
1238 349	56705
1238 353	56703
1238 369	56713
1238 403	56709
1238 404	56704
1238 408	56710
1238 783	56712
1238 984	56700
24 427 919	56708
6238 075	56702
6238 230	56708
6238 323	56714
6238 388	56707
6238 389	56706
90 250 704	56713
90 250 705	56711
90 305 792	56709
90 305 918	56704
90 335 784	56701
90 335 785	56705
90 343 962	56710
90 345 102	56712
90 425 491	56700
90 495 144	56714
90 497 051	56707
90 497 052	56706
90 498 321	56702

MERCEDES	MAPCO
201 540 0317	56800
220 540 0617	56803
901 540 0017	56806
A140 540 1217	56801
A163 540 1417	56805
A202 540 0717	56804
A211 540 0717	56802

ATE	MAPCO
24.8190-0201.2	56600
24.8190-0206.2	56605
24.8190-0207.2	56603
24.8190-0211.2	56604
24.8190-0213.2	56601
24.8190-0214.2	56602
24.8190-0218.2	56610
24.8190-0219.2	56609
24.8190-0220.2	56606
24.8190-0221.2	56607
24.8190-0222.2	56611
24.8190-0226.2	56612
24.8190-0227.2	56608
24.8190-0401.2	56801
24.8190-0402.2	56800
24.8190-0407.2	56806
24.8190-0409.2	56805
24.8190-0410.2	56803
24.8190-0411.2	56804
24.8190-0416.2	56802
24.8190-0701.2	56703
24.8190-0702.2	56711
24.8190-0703.2	56713
24.8190-0704.2	56705
24.8190-0705.2	56701
24.8190-0706.2	56709
24.8190-0707.2	56700
24.8190-0708.2	56704
24.8190-0711.2	56714
24.8190-0712.2	56710
24.8190-0714.2	56707
24.8190-0715.2	56706
24.8190-0716.2	56712
24.8190-0718.2	56702
24.8190-0719.2	56708

LUCAS	MAPCO
GIC101	56600
GIC102	56601
GIC104	56800
GIC110	56602
GIC111	56603
GIC112	56605
GIC122	56801
GIC124	56711
GIC124	56713
GIC125	56701
GIC126	56705
GIC127	56703
GIC128	56709
GIC129	56704
GIC130	56710
GIC132	56712
GIC133	56700
GIC135	56714
GIC157	56604
GIC158	56609
GIC159	56610
GIC160	56706
GIC161	56707

LUCAS	MAPCO
GIC162	56806
GIC168	56606
GIC169	56607
GIC171	56702
GIC172	56803
GIC172	56802
GIC175	56608
GIC176	56612
GIC178	56611

METZGER	MAPCO
WK 17-006	56703
WK 17-007	56800
WK 17-020	56712
WK 17-022	56704
WK 17-024	56705
WK 17-026	56801
WK 17-027	56605
WK 17-028	56603
WK 17-031	56701
WK 17-035	56601
WK 17-040	56806
WK 17-044	56706
WK 17-046	56609
WK 17-047	56610
WK 17-049	56604
WK 17-051	56700
WK 17-052	56805
WK 17-053	56606
WK 17-055	56607
WK 17-058	56803
WK 17-062	56702
WK 17-063	56611
WK 17-067	56707
WK 17-069	56714
WK 17-070	56600
WK 17-072	56612
WK 17-073	56708
WK 17-074	56608
WK 17-075	56711
WK 17-076	56804
WK 17-081	56802
WK 17-200	56713
WK 17-208	56709
WK 17-208	56710

NK	MAPCO
280001	56801
280002	56800
280006	56701
280009	56707
280015	56703
280016	56708
280022	56709
280024	56710
280025	56602
280026	56603
280027	56605
280033	56604
280034	56704



Vergleichsnummern
Cross reference list
Liste de correspondance



NK	MAPCO
280035	56712
280036	56705
280057	56805
280058	56606
280059	56803
280068	56601
280073	56610
280074	56706
280075	56609
280076	56702
280084	56607
280087	56612
280088	56600
280097	56608
280098	56700
280105	56802
280109	56804
280111	56711

RUVILLE	MAPCO
WK45001	56707
WK45006	56701
WK45012	56603
WK45013	56605
WK45016	56610
WK45020	56601
WK45022	56706
WK45024	56609
WK45025	56805
WK45026	56606
WK45028	56612
WK45030	56714
WK45031	56600
WK45101	56801
WK45102	56800
WK45113	56607
WK45301	56703
WK45302	56708
WK45303	56709
WK45304	56705
WK45305	56710
WK45306	56602
WK45309	56604
WK45310	56712
WK45311	56704
WK45313	56611
WK45314	56702
WK45315	56806

PEX	MAPCO
WK05	56703
WK06	56800
WK118	56712
WK119	56704
WK141	56705
WK174	56801
WK180	56605
WK181	56603
WK232	56701
WK239	56601
WK265	56806
WK278	56706
WK279	56609
WK283	56610
WK311	56604
WK337	56700
WK345	56805
WK346	56606
WK356	56607
WK360	56803
WK391	56702
WK399	56611
WK41	56707
WK418	56714
WK420	56600
WK428	56612
WK43	56708
WK445	56608
WK463	56711
WK464	56804
WK528	56802
WK554	56713
WK56	56709
WK87	56710
WK88	56602