

ajusa general catalog

19



DODGE

Attention

AJUSA will not be held responsible for later changes and modifications after the launching of this catalogue.

The sale and reproduction, in whole or in part, of this catalogue is expressly forbidden.

AJUSA no se responsabiliza de los cambios y modificaciones posteriores al lanzamiento de este catálogo.

Prohibida su venta, así como la reproducción total o parcial.

AJUSA ne se responsabilise pas des changements te/ou modifications après le lancement de ce catalogue.

Vente interdite ainsi que sa reproduction totale ou partielle.

AJUSA übernimmt keine Verantwortung über Veränderungen nach Erscheinung des Kataloges. Der Verkauf sowie die Reproduktion des Kataloges, ganz oder in Teilen, ist ausdrücklich verboten.

AJUSA não se responsabiliza pelas trocas e modificações posteriores a publicação deste catálogo. Proibida a sua venda, assim como a sua reprodução total o parcial.

AJUSA не несет ответственности за изменения, и изменения после выпуска каталога. Запрещена их продажа, а также его частичное или полное репродукции.

HOW TO USE THE CATALOGUE

EXPLICACIÓN, MANEJO DEL CATÁLOGO
EXPLICATIONS, USAGE DU CATALOGUE
UNTERRICHT FÜR GEBRAUCH DES KATALOGS
EXPLICAÇÃO SOBRE A UTILIZAÇÃO DO CATÁLOGO

	Sorted by Ordenado por ↓	(CV) (HP)				SETS - JUEGOS				 (mm) X (mm)
						50	51	52	53	
DIESEL 159 JTD 16 V 159 JTD 16V 159 SW JTDM 16V 159 SW JTDM 16V (DOHC) (No: 5192517>)	93	1910 1910 1910 1910	136 150 136 150	937A8.000 939A2.000 939A8.000 939A2.000	9 2005 9 2005 3 2006 3 2006	82 82 82 82	51040400 53034400 54150600 81033400	10174000 0.795-0.881 (0.80) 10174010 0.882-0.986 (0.90) 10174020 0.987-1.055 (1.00)	0 1 2	
MAKE, VEHICLE DETAILS MARCA, DETALLES DEL VEHÍCULO MARQUE, DETAILS DU VEHICULE FABRIKAT, FAHRZEUG MARCA, DETALHES DO VEICULO	BOX Nr. BLOQUE No. BLOC No. BLOCK Nr. BLOCO No.	POWER POTENCIA PUISSANCE LEISTUNG POTÊNCIA	ENGINE MOTOR MOTEUR MOTOREN MOTOR	YEAR OF MANUFACTURE AÑOS DE FABRICACIÓN ANNEE DE FABRICATION BAUJAHR ANOS DE FABRICAÇÃO	CYLINDER HEAD BOLTS SET JUEGO TORNILLOS CULATA POCHETTE VIS CULASSE SCHRAUBENSATZ JOGO PARAFUSOS CABEÇOTE	CYLINDER BORE DIÁMETRO PISTÓN ALESAGE ZYLINDERBOHRUNG DIÁMETRO DO PISTÃO	SETS JUEGOS POCHETTES SÄTZE JOGOS	PISTON-BLOCK HEIGHT ALTURA PISTÓN-BLOQUE HATEUR PISTON-BLOC KOLBENÜBERSTAND ALTURA PISTÃO-BLOCO	NOTCHES MUESCAS ENCOCHES KERBEN MOSSAS	
DISPLACEMENT (cm³) CILINDRADA (cm³) CYLINDREE (cm³) HUBRAUM (cm³) CILINDRADA (cm³)	NEW MODELS MODELOS NUEVOS NOUVEAU MODELES NEU MODELL MODELOS NOVOS	CYLINDER HEAD GASKET JUNTA CULATA JOINT DE CULASSE ZYLINDERKOPFDICHTUNG JUNTA CABEÇOTE	THICKNESS ESPESOR EPAISSEUR DICKE MOSSAS							

FIRST TWO DIGITS DOS PRIMEROS DIGITOS DEUX PREMIERS CHIFFERS BEIDE STÜLINGSZAHLEN DOIS PRIMEIROS DIGITOS	DESCRIPTION	DESCRIPCIÓN	DESCRIPTION	BESCHREIBUNG	DESCRIÇÃO
10	CYL. HEAD GASKET	JUNTA CULATA	JOINT DE CULASSE	ZYLINDERKOPFDICHTUNG	JUNTA CABEÇOTE
11	ROCKER COVER GASKET	JUNTA TAPA CULATA	JOINT COUVRE CULBUTEURS	ZYLINDERKOPFHÄUBENDICHTUNG	JUNTA TAMPÁ CABEÇOTE
12	VALVE STEM SEAL	RETÉN VÁLVULA	BAGUE SOUPAPE	VENTILSCHAFTDICHTUNG	RETENTOR VALVULA
13	MANIFOLD GASKET	JUNTA COLECTORES	COLLECTEURS	KRÜMMERDICHTUNG	JUNTA COLETOR
14	OIL PAN (SUMP) GASKET	JUNTA CÁRTER ACEITE	CARTER HUILE	ÖLWANNENDICHTUNG	JUNTA CARTER OLEO
15	OIL SEAL	RETÉN ACEITE	BAGUE D'HUILE	WELLENDICHTUNG	RETENTOR OLEO
16	O RINGS	TÓRICAS	TORIQUES	O RING	JUNTA O'RING
18	MTP WASHER	ARANDELAS DE MTP	RONDELLES METALLOPLASTIQUE	MTP RING	ARRUELAS DE MTP
19	SPIROMETALIC WASHER	ARANDELAS ESPIROMETÁLICAS	RONDELLES SP.	FEDER RING	ARRUELA ESPIROMETALICA
20	METAL RUBBER WASHER	ARANDELAS DE HGS	RONDELLES ACIER-CAUTOCHOUQ	METALLGUMMIRING	ARRUELA DE HGS
21	COPPER WASHER	ARANDELAS DE COBRE	RONDELLES CUIVRE	KUPFERRING	ARRUELA DE COBRE
22	ALU WASHER	ARANDELAS DE ALUMINIO	RONDELLES ALUMINIUM	ALUMINIUMRING	ARRUELA DE ALUMINIO
23	FIBRE WASHER	ARANDELAS DE FIBRA	RONDELLES FIBRE	FASERRING	ARRUELA DE FIBRA
24	FLAT WASHER	ARANDELAS PLANAS	RONDELLES PLATES	WEICHER GUMMRING	ARRUELA LISA
29	NYLON WASHER	ARANDELAS DE NYLON	RONDELLES NYLON	NYLONRING	ARRUELA DE NYLON
50	FULL SET	JUEGO COMPLETO	POCHETTE COMPLETE	VOLLSATZ	JOGO COMPLETO
51	FULL SET W/O CYL. HEAD GASKET	JUEGO COMPLETO SIN CULATA	POCHETTE COMPLETE SANS CULASSE	VOLLSATZ OHNE ZYLINDERKOPFDICHTUNG	JOGO COMPLETO SEM J. DO CABEÇOTE/J.O-GO SUPERIOR COM J. DO CABEÇOTE-
52	HEAD SET	JUEGO DESCARBONIZACIÓN	POCHETTE RODAGE	ZYLINDERKOPFSATZ	JOGO SUPERIOR SEM J. DO CABEÇOTE
53	HEAD SET W/O CYL. HEAD GASKET	JUEGO DESCARBONIZACIÓN SIN CULATA	POCHETTE RODAGE SANS CULASSE	ZYLINDERKOPFSATZ OHNE ZYL.	JOGO SUPERIOR SEM J. DO CABEÇOTE
54	CONVERSION SET	JUEGO COMPLEMENTO	POCHETTE COMPLEMENT	KURBELGEHAUSESATZ	JOGO BLOCO
55	CYL. HEAD GASKET	JUNTA CULATA	JOINT DE CULASSE	ZYLINDERKOPFDICHTUNG	JUNTA CABEÇOTE
56	ROCKER COVER GASKET	JUNTA TAPA CULATA	JOINT COUVRE CULBUTEURS	VENTILSCHAFTDICHTUNG	JUNTA TAMPÁ VALVULA
57	VALVE STEM SEAL SET	JUEGO RETÉN VÁLVULA	POCHETTE BAGUE SOUPAPE	VENTILSCHAFTABDICHTUNGSSATZ	JOGO RETENTOR VALVULA
59	OIL PAN SET	JUEGO CÁRTER ACEITE	POCHETTE CARTER HUILE	ÖLWANNENSATZ	JOGO CARTER OLEO
60	CYL. SLEEVE (LINERS) SET	JUEGO CAMISAS	POCHETTE CHEMISES	ZYLINDERLAUFBUCHESENSATZ	JOGO CAMISAS
61	OIL SEAL SET	JUEGO RETÉN ACEITE	POCHETTE BAGUE D'HUILE	WELLENDICHTUNGSSATZ	JOGO RETENTOR OLEO
71	OIL SEAL WITH COVER	RETÉN ACEITE CON TAPA	BAGUE ANTIFUITE AVEC COUVERCLE	RADIALWELLENDICHTUNG MIT DECKEL	RETENTOR OLEO COM TAMPÁ
72	VALVE COVER WITH GASKET	TAPA CULATA CON JUNTA	COUVRE CULBUTEURS AVEC JOINT	ZYLINDERKOPFHÄUBEN MIT DICHTUNG	TAMPÁ VALVULA COM JUNTA
75	SILICONE SEALANT	SELLANTE DE SILICONA	PÂTE À JOINT SILICONE	SILIKON DICHTMASSE	SILICONE SIGILANTE
81	CYLINDER HEAD BOLTS SET	JUEGO TORNILLOS CULATA	POCHETTE VIS DE CULASSE	SCHRAUBENSATZ	JOGO PARAFUSOS CABEÇOTE
85	HYDRAULIC LIFTERS	TAQUÉS HIDRÁULICOS	POUSSOIRS HYDRAULIQUES	HYDRÖSTOSSEL	TUCHOS HIDRÁULICOS
93	CAMSHAFT	ÁRBOL DE LEVAS	ARBRE Á CAMES	NOCKENWELLE	COMANDO DE VALVULAS
JTC	TURBO FITTING KIT	JUEGO DE REPARACIÓN TURBO	TURBO KIT DE REPARATION	TURBOLADER MONTAGESATZ	JOGO DE JUNTAS DO TURBO
OP	OIL FEED PIPE	TUBO DE ENGRASE	TUBE GRAISSE	ÖLZULAUFLEITUNG	TUBO DE GRAXA

HOW TO USE THE CATALOGUE EXPLICACIÓN, MANEJO DEL CATÁLOGO EXPLICATIONS, USAGE DU CATALOGUE UNTERRICHT FÜR GEBRAUCH DES KATALOGS EXPLICAÇÃO SOBRE A UTILIZAÇÃO DO CATÁLOGO

11095300	13186000	13117000 01147000 01137100	75000100 ▲ 75000200 ▲ 00545800	57053000 12027500 (x16) 4x9.6x15.3	15082000 30x45x7 C 15055200 ← 31x41x7 C 71000800 →▲	OP10133	85009000 (x16)	93131800 (ADM-IN) 93131700 (ESC-EX)
ROCKER COVER GASKET JUNTA TAPA CULATA JOINT COUVRE CULBUTEURS ZYLINDERKOPFHAUBENDICHTUNG JUNTA DA TAMPA DO CABEÇOTE	EXHAUST MANIFOLD GASKET JUNTA COLECTOR ESCAPE JOINT DE COLLECTEUR D'ÉCHAPPEMENT AUSPUFFKRÜMMERDICHTUNG JUNTA DO COLETOR DE ESCAPE	EXHAUST PIPE GASKET JUNTA TUBO ESCAPE JOINT DE TUYAU D'ÉCHAPPEMENT AUSPUFFROHRDICHTUNG JUNTA DO TUBO DO ESCAPAMENTO	OIL DRAIN PLUG TAPÓN ACEITE BOUCHON VINDAGE HUILE ÖLABLAßSCHRAUBE BUJÃO DE ÓLEO	VALVE STEM SEAL RETÉN VÁLVULA BAGUE SOUPAPE VENTILSCHAFTDICHTUNG RETENTOR VALVULA	CRANKSHAFT SEAL RETÉN ACEITE CIGÜENAL BAGUE BILEBREQUIN KURBELWELLENDICHTUNG RETENTOR VIRABREQUIM	CAMSHAFT SEAL RETÉN ACEITE ÁRBOL LEVAS BAGUE ARBRE A CAMES NOCKENWELLENDICHTUNG RETENTOR EIXO VALVULAS	CAMSHAFT ÁRBOL DE LEVAS ARBRE A CAMES NOCKENWELLE COMANDO VALVULAS	HYDRAULIC LIFTERS TAQUÉS HIDRÁULICOS POUSOIRS HYDRAULIQUES HYDRÖSTOSSEL TUCHOS HIDRÁULICOS
INTAKE MANIFOLD GASKET JUNTA COLECTOR ADMISIÓN JOINT DE COLLECTEUR D'ADMISSION ANSAUGKRÜMMERDICHTUNG JUNTA DO COLETOR DE ADMISSÃO	EXHAUST PIPE GASKET JUNTA TUBO ESCAPE JOINT DE TUYAU D'ÉCHAPPEMENT AUSPUFFROHRDICHTUNG JUNTA DO TUBO DO ESCAPAMENTO	OIL PAN (SUMP) GASKET JUNTA CÁRTER ACEITE JOINT CARTER D'HUILE ÖLWANNENDICHTUNG JUNTA DO CARTER	VALVE STEM SEAL SET JUEGO RETENES VÁLVULA POCHETTE BAGUE SOUPAPE VELTILSCHAFTABDICHTUNGSSATZ JOGO RETENTORES VALVULA	OIL FEED PIPE TUBO DE ENGRASE TUBE GRAISSE ÖLZULAUFLICHTUNG TUBO DE GRAXA				

	Set does not include cylinder head gasket El juego no incluye junta de culata La pochette ne contient pas le joint de culasse Satz ohne zylinderkopfdichtung O jogo não inclui junta do cabeçote	1	For one cylinder Para un cilindro Pour un cylindre Für ein zylinder Para um cilindro
#	Set does not include exhaust pipe gasket El juego no incluye tubos de escape La pochette ne contient pas les joints tuyeau echappement Satz ohne auspuffrohrdichtung O jogo não inclui tubos de escape	1	For one cylinder liner Para una camisa Pour une chemise Für eine zylinderlaufbuchse Para uma camisa
◇	Set does not include valve stem seals El juego no incluye retenes de válvula La pochette ne contient pas de bagues de soupape Satz ohne ventilschaftabdichtung O jogo não inclui retentores de válvulas		Left side Lado izquierdo Cote gauche Linke seite Curva esquerda
▲	Not included in the set No incluido en el juego Non inclus dans la pochette Nicht im satz Não incluso no jogo		Right side Lado derecho Cote droit Rechte seite Curva direita
(MLS)	MLS cylinder head gasket Junta de culata MLS Joint de culasse MLS AZylinderkopfdichtung Junta do cabeçote MLS		Complete Completo Complete Vollsatz Completo
	See specific catalogue of turbo components Ver catálogo específico de componentes de turbo Voir le catalogue spécifique aux composants turbos Siehe im Turboladerkomponenten-Katalog Consulte catálogo específico para componentes de turbo.		Intake and Exhaust Admisión y escape Admission et Échappement Ansaug-und Auspuff Admissão e Escape

ISTRUZIONI PER USO DEL CATALOGO КАК ПОЛЬЗОВАТЬСЯ КАТАЛОГОМ - ПОЯСНЕНИЯ

目录注释与使用说明

شرح ، إستعمال الكاتالوج

	Sorted by Ordeneado por ↓	(CV) (HP)							(mm) X 		
				c.c.	→					←	
DIESEL 159 JTD 16 V 159 JTD 16V 159 SW JTDM 16V 159 SW JTDM 16V (DOHC) (No: 5192517>)		1910 1910 1910 1910	136 150 136 150	937A8.000 939A2.000 939A8.000 939A2.000	9 2005 9 2005 3 2006 3 2006	82 82 82 82	52 53 54 60 81		10174000 ▲ (MLS) 0.795-0.881 (0.80) 10174010 ▲ (MLS) 0.882-0.986 (0.90) 10174020 ▲ (MLS) 0.987-1.055 (1.00)		
MARCA, DETAGLI DEL VEICOLO МОДЕЛЬ, ДАННЫЕ АВТОМОБИЛЯ 品牌及车辆细节信息 نوع، تفصيلات السيارة	BLOCCO No. БЛОК 组号 مجموعة رقم	POTENZA МОЩНОСТЬ 功率 قوة	MOTORE ДВИГАТЕЛЬ 发动机型号 محرك (الموتو)	ANNO DI FABBRICAZIONE ГОД ИЗГОТОВЛЕНИЯ 制造年份 سنوات الصنع	SERIE BULLONI TESTATA КОМПЛЕКТ БОЛТОВ ГБЦ 气缸盖螺栓组 طقم براغي رأس السيليندير	SPORGENZA PISTONE-BLOCCO ВЫСОТА ВЫСТУПАНИИ ПОРШНИ НАД БЛОКОМ 活塞上止点和缸体之间的平距离 تفاء أسطه انة - اعت اص	TASCHE ПРОСЕЧКИ 标记孔 حنايا	ALESAGIO ДИАМЕТР ПОРШНЯ 活塞直径 قطر البيستون	SERIE КОМПЛЕКТЫ 修理包 اطاقم	GUARNIZIONE TESTA CILINDRI ПРОКЛАДКА ГБЦ 气缸垫片 مجمع رأس السيليندير	SPESSORE ТОЛЩИНА 厚度 السماكة
NUOVO MODELLO НОВЫЕ МОДЕЛИ 新产品型号 انواع جديدة	CILINDRATA (cm³) РАБОЧИЙ ОБЪЕМ ДВИГАТЕЛЯ 排量 (cm³) سيليندير (سم³)										

DEI PRIMI NUMERI ПЕРВЫЕ ДВЕ ЦИФРЫ 头两位数字 أول بييجتين	DESCRIZIONE	ОПИСАНИЕ	描写	وصف
10	GUARNIZIONE TESTA CILINDRI	ПРОКЛАДКА ГБЦ	气缸垫片	مجمع رأس السيليندير
11	GUARNIZIONE COPERCHIO VALVOLE	ПРОКЛАДКА КЛАПАННОЙ КРЫШКИ	气门室盖垫	مجمع سنادة فطاء السيليندير
12	CAPPUCCI VALVOLE	САЛЬНИК КЛАПАНА	气门油封	حنايس الصمام
13	COLLECTORI	ПРОКЛАДКИ КОЛЛЕКТОРОВ	排/进歧管垫片	للجمعات
14	COPPA OLIO	ПРОКЛАДКА ПОДДОНА	油底壳垫片	علبة (كارتر) الزيت
15	PARAOLIO	САЛЬНИК	油封	حافظ الزيت
16	O-RING	КРУГОВЫЕ УПЛОТНИТЕЛЬНЫЕ КОЛЬЦА	O型密封圈	لحلقة O (رافعة)
18	RONDELLE RAME E FIBRA	ШАЙБЫ МТР	纤维金属复合垫圈	روندالات (MTR)
19	RONDELLE RAME FIBRA E FERRO	ДИСОВЫЕ ПРУЖИНЫ	石墨金属复合垫圈	روندالات معدنية لولبية
20	RONDELLE GOMMA E FERRO	ШАЙБЫ HGS	橡胶金属复合垫圈	روندالات (HGS)
21	RONDELLE RAME	ШАЙБЫ МЕДНЫЕ	铜垫圈	روندالات النحاس
22	RONDELLE ALLUMINIO	ШАЙБЫ АЛЮМИНИЕВЫЕ	铝垫圈	روندالات الالمنيوم
23	RONDELLE FIBRA	ШАЙБЫ ВОЛОКОННЫЕ	纤维垫圈	روندالات النسيج
24	RONDELLE GOMMA	ШАЙБЫ ПЛОСКИЕ	橡胶垫圈	روندالات صفحات
29	RONDELLE NYLON	ШАЙБЫ НЕЙЛОНОВЫЕ	尼龙垫圈	روندالات النيلون
50	SERIE MOTORE	ПОЛНЫЙ КОМПЛЕКТ	全套发动机大修包	طاقم كامل
51	SERIE MOTORE SENZA TESTA CILINDRI	ПОЛНЫЙ КОМПЛЕКТ БЕЗ ПРОКЛАДКИ ГБЦ	全套发动机大修包 (不含气缸垫片)	طاقم كامل بدون رأس السيليندير
52	SERIE SMERIGLIO	ПОЛНЫЙ КОМПЛЕКТ ПРОКЛАДОК ДЛЯ ГБЦ	气缸盖大修包	طاقم عدم التفحيم
53	SERIE SMERIGLIO SENZA TESTA CILINDRI	ПОЛНЫЙ КОМПЛЕКТ ПРОКЛАДОК ДЛЯ ГБЦ БЕЗ ПРОКЛАДКИ ГБЦ	气缸盖大修包 (不含气缸垫片)	طاقم عدم التفحيم بدون رأس السيليندير
54	SERIE COMPLEMENTARE	КОМПЛЕКТ ПРОКЛАДОК ДЛЯ КАРТЭРА	气缸体大修包	طاقم متمم
55	GUARNIZIONE TESTA CILINDRI	ПРОКЛАДКА ГБЦ В КОМПЛЕКТЕ	气缸垫片	مجمع رأس السيليندير
56	GUARNIZIONE COPERCHIO VALVOLE	ПРОКЛАДКА КЛАПАННОЙ КРЫШКИ В КОМПЛЕКТЕ	气门室盖垫(组合式)	مجمع سنادة رأس السيليندير
57	SERIE CAPPUCCI VALVOLE	САЛЬНИКИ КЛАПАНА В КОМПЛЕКТЕ	气门油封组	طاقم حافظ الصمام
59	SERIE COPPA OLIO	ПРОКЛАДКА ПОДДОНА В КОМПЛЕКТЕ	油底壳修理包	طاقم علبة (كارتر) الزيت
60	SERIE CANNE CILINDRI	КОМПЛЕКТ ЗАГЛЕШЕК	气缸衬套修理包	طاقم قمصان
61	SERIE PARAOLIO	КОМПЛЕКТ МАСЛЯНЫХ САЛЬНИКОВ	油封组	مجموعة أنظمة حفظ الزيت
71	PARAOLIO CON COPERTINA	МАСЛЯНЫЙ САЛЬНИК С КРЫШКОЙ	外骨架油封	حافظ الزيت مع سنادة
72	COPERCHIO VALVOLE CON GUARNIZIONE	КРЫШКА ГОЛОВКИ ЦИЛИНДРОВ С ПРОКЛАДКОЙ	带密封垫气门室盖	سنادة رأس السيليندير مع مجمع
75	SILICONE SIGILLANTE	СИЛИКОНОВЫЙ ГЕРМЕТИК	硅氧树脂密封胶	غراء
81	SERIE BULLONI TESTATA	КОМПЛЕКТ БОЛТОВ ГБЦ	气缸盖螺栓组	طاقم براغي رأس السيليندير
85	BICCHIERINI IDRAULICI	ГИДРАВЛИЧЕСКИЕ ТОЛКАТЕЛИ	液压挺柱	مغارة صمام هيدروليكي
93	ALBERO A CAMME	РАСПРЕДЕЛИТЕЛЬНЫЙ ВАЛ	凸轮轴	(كاشفات) شجرة التوزيع
JTC	KIT GIARNIZIONI TURBO	набор для ремонта турбины	涡轮增压器修理包	توربو كيت إصلاح
OP	TUBO ALIMENTAZIONE OLIO	трубка для смазки	机油油管	أنبوب الشحوم

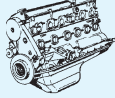


ISTRUZIONI PER USO DEL CATALOGO
КАК ПОЛЬЗОВАТЬСЯ КАТАЛОГОМ - ПОЯСНЕНИЯ

解释, 目录的使用
شرح ، إستعمال الكاتالوج

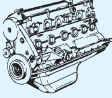


11095300	13186000	13117000 01147000 01147100	75000100 75000200 00545800	57053000 12027500 (x16) 4x9.6x15.3	15082800 30x45x7 15055200 31x41x7 71000800	OP10133	85009000 (x16)	93131800 (ADM-IN) 93131700 (ESC-EX)			
GUARNIZIONE COPERCHIO VALVOLE ПРОКЛАДКА КЛАПАННОЙ КРЫШКИ 气门室盖垫 مجمع سداة رأس السيليندير	GUARNIZIONE COLLETTORE SCARICO ПРОКЛАДКА ВЫПУСКНОГО КОЛЛЕКТОРА 排气歧管垫片 مفصل مُجمع الاوكزوزت	GUARNIZIONE COLLETTORE ASPIRAZIONE ПРОКЛАДКА ВПУСКНОГО КОЛЛЕКТОРА 进气歧管垫片 مفصل مُجمع القبول	GUARNIZIONE COPPA OLIO ПРОКЛАДКА ПОДДОНА 油底壳垫片 مفصل علبة الزيت (الكارتير)	TAPPO COPPA OLIO ПРОБКА СЛИВНОГО ОТВЕРСТИЯ МАСЛА 油底壳放油塞密封垫圈 غطاء الزيت	SAPPUCCI VALVOLE САЛЬНИК КЛАПАНА 气门油封 حابس الصمام	SERIE SAPPUCCI VALVOLE САЛЬНИК КЛАПАНА В КОМПЛЕКТЕ 气门油封组 طقم حافظ الصمام	TUBO ALIMENTAZIONE OLIO трубка для смазки 机油油管 أنبوب الشحوم	PARAOILIO ALBERO A GOMITI САЛЬНИК КОЛЕНВАЛА 曲轴油封 حافظ زيت ال (كراشكشافت)	PARAOILIO ALBERO A SAMME САЛЬНИК РАСПРЕДЕЛИТЕЛЬНОГО ВАЛА 凸轮轴油封 حافظ شجرة التوزيع (كاششافت)	ALBERO A SAMME РАСПРЕДЕЛИТЕЛЬНЫЙ ВАЛ 液压挺柱 مغازة صمام هيدروليكيه	BISCHERINI IDRAULICI ГИДРАВЛИЧЕСКИЕ ТОЛКАТЕЛИ 凸轮轴 مغازة صمام هيدروليكيه

	Serie senza testa cilindri Комплект не включает прокладку ГБЦ 此修理包无气缸垫片 الطقم لا يحتوي على مفصل مجمع رأس السيليندير		Per un cilindre Для одного цилиндра 适用于单个气缸	للسيليندير
	Serie senza tubo scarico Комплект не включает прокладку выхлопной трубы 此修理包无排气管 الطقم لا يحتوي على الاوكزوزت		Per una canne Для одной заглушки 适用于单个衬套	للقميص
	Serie senza cappucci valvole Комплект не включает сальники клапана 此修理包无气门油封 الطقم لا يحتوي على حافظات الصمامات		Lato sinistro Левая сторона 左侧	الجانب الايسر
	Fuori della serie Не включено в комплекте 不包括在修理包内 غير مشمول في الطقم		Lato destro Правая сторона 右侧	الجانب الايمن
	Guarnizioni testa cilindri MLS (MLS) Прокладка ГБЦ (MLS) MLS 多层钢垫片 نوعيته خياره لمفصل رأس السيليندير		Completo Полный 全套大修包	تام (بشكل كامل)
	Vedere specifiche catalogo dei componenti turbo Смотрите отдельный каталог компонентов для турбин. 详情请参阅涡轮增压器安装组件目录 وبروت تانوكم على! ددحمل اجول اتكل ل رظنا		Aspirazione e Scarico Впускной и выпускной 进气和排气	العادم و

ENGINE INDEX ÍNDICE POR MOTOR

	c.c.				Cyl	Pag	Block
		→	←				
135	2213	1984	1986		4	16	31
135	2213	1984	1987		4	16	31
135(EDR)	2213	1989	1990		4	14	29
135(EDR)	2213	1984	1987		4	14	30
150CID	2500	1988	1992		4	20	54
181	2972	1991	1995		6	24	69
181CID	2970	1990	1992		6	24	67
201(R00)	3301	1990	1990		6	24	72
201(R00)	3301	1990	1993		6	24	72
201(R00)	3301	1990	1999		6	24	72
201(R00)	3301	1990	2000		6	24	72
201(R00)	3301	1991	1993		6	24	72
201(R00)	3301	1991	1998		6	24	72
201(R00)	3301	1991	1999		6	24	72
201(R00)	3301	1992	2000		6	24	72
201(R00)	3301	1993	1995		6	24	72
201(R00)	3301	1993	1999		6	24	72
201(R00)	3301	1998	1999		6	24	72
201(R00)	3301	2000	2000		6	24	72
215(F00)	3518	1993	1996		6	28	80
215(F01)	3518	1993	1996		6	28	80
226CID	3701	2006	2009		6	28	84
231(L00)	3778	1994	1999		6	28	86
318	5210	1992	1996		8	32	96
425CLIEE	2499	1998	2001	DIESEL	4	18	51
4D55T	2346	1983	1985	DIESEL	4	16	32
4G15(90CID)	1468	1991	1993		4	10	2
4G15(90CID)	1468	1991	1994		4	10	2
4G15(90CID)	1468	1994	1994		4	10	2
4G32	1597	1977	1980		4	10	4
4G37B	1755	1989	1990		4	10	7
4G52	1995	1974	1977		4	12	13
4G52	1995	1976	1978		4	12	13
4G63	1997	1989	1992		4	14	22
4G63	1997	1993	1994		4	14	24
4G63BT	1997	1989	1992		4	14	22
4G63K	1997	1993	1993		4	14	23
4G64	2350	1990	1992		4	16	33
4G64	2350	1992	1992		4	16	33
4G64	2350	1992	1996		4	16	35
4G64(144CID)	2350	1993	1994		4	16	34
4G64K	2350	1993	1994		4	16	34
4G6G(144CID)	2350	1990	1991		4	16	33
4G6G(144CID)	2350	1990	1992		4	16	33
4G6G(144CID)	2350	1993	1993		4	16	35
4G93	1834	1992	1994		4	10	10
4G93	1834	1993	1994		4	10	10
6BT5.9	5883	2007		DIESEL	6	32	97
6G72(181CID)	2972	1987	1995		6	24	68
6G72(181CID)	2972	1987	1996		6	24	68
6G72(181CID)	2972	1988	1990		6	24	68
6G72(181CID)	2972	1989	1993		6	24	68
6G72(181CID)	2972	1990	1992		6	24	68
6G72(181CID)	2972	1990	1993		6	24	68
6G72(181CID)	2972	1990	1995		6	24	68
6G72(181CID)	2972	1990	1996		6	24	68
6G72(181CID)	2972	1991	1993		6	24	68
6G72(181CID)	2972	1993	1993		6	24	68
6G72(300)	2972	1987	1996		6	24	68
6G72(300)	2972	1988	1995		6	24	68
6G72(300)	2972	1989	1995		6	24	68
6G72-T	2972	1991	1994		6	24	69
B00	2429	1995			4	18	41
EBA	1798	6 2006			4	10	9
EBD	1796	9 1997	8 1999		4	10	8
ECB	1996	1996	1997		4	12	16
ECB	1996	1996	1998		4	12	16
ECB	1996	1996	1999		4	12	16
ECB	1996	1998	1998		4	12	16
ECB	1996	1 1994	9 1999		4	12	16
ECB	1996	5 1994	8 1999		4	12	16
ECB	1996	8 1999			4	12	16
ECB	1996	12 1995			4	12	16
ECB	1996	1995	1995		4	12	17
ECB	1996	10 2002	12 2006		4	12	18
ECB(420H)	1996	1994	1995		4	12	17
ECC	1996	10 1994	9 1999		4	12	19
ECC	1996	10 1996	9 2000		4	12	19
ECC	1996				4	14	20
ECC	1996	1 1994	9 1996		4	14	20
ECC	1996	6 1994	8 1999		4	14	20
ECD	1968	2007		DIESEL	4	12	11
ECD	1968	6 2006		DIESEL	4	12	11
ECD	1968	6 2007		DIESEL	4	12	11
ECE	1968	6 2006		DIESEL	4	12	12
ECE	1968	6 2008		DIESEL	4	12	12
ECF	1996	1995	1995		4	12	15
ECF	1996	1995	1999		4	12	15
ECF	1996	1996	1998		4	12	15

ENGINE INDEX ÍNDICE POR MOTOR

	c.c.				Cyl	Pag	Block
		→	←				
ECN	1998	2007			4	14	25
ECN	1998	2009	2009		4	14	25
ECN	1998	6 2006			4	14	25
ECN	1998	6 2007			4	14	25
ED3	2360	2007			4	16	37
ED3	2360	2007	2009		4	16	37
ED3	2360	2008	2009		4	16	37
ED3	2360	2009	2011		4	16	37
ED3	2360	1 2009			4	16	37
ED3	2360	6 2007			4	16	37
ED3	2360	10 2006			4	16	37
ED4	2360	12 2007			4	16	39
ED6	2360	4 2012			4	16	40
EDF	2200	1992	11 1994		4	14	27
EDG	2360	2008	2010		4	16	38
EDG	2360	2009			4	16	38
EDG	2360	2009	2010		4	16	38
EDG	2360	1 2009			4	16	38
EDG	2360	6 2007			4	16	38
EDM	2501	1986	1993		4	20	55
EDM	2501	1986	1995		4	20	55
EDM	2501	10 1989	9 1995		4	20	55
EDS	2200	1993	11 1994		4	14	28
EDT	2501	1989	1990		4	20	56
EDT	2501	1989	1992		4	20	56
EDV	2429	1 2001	12 2005		4	18	47
EDV	2429	1 2006	10 2006		4	18	48
EDZ	2350	2002	2005		4	16	36
EDZ	2429	1995			4	18	42
EDZ	2429	1 1995	3 2001		4	18	42
EDZ	2429	2 2000			4	18	43
EDZ	2429	1 2001	12 2001		4	18	44
EDZ	2429	1 2002	12 2004		4	18	45
EDZ	2429	1 2005	12 2006		4	18	46
EDZ	2429	12 1995	4 2001		4	18	49
EEB	2497	1995	1999		6	18	50
EEB	2497	1995	2000		6	18	50
EER	2736	2001	2006		6	22	61
EER	2736	2005			6	22	61
EER	2736	1 2009			6	22	61
EER	2736	10 1997	9 2004		6	22	61
EER	2736	4 2006	12 2010		6	22	62
EER	2736	2008	2009		4	22	63
EER	2736	2008	2010		4	22	63
EER	2736	2010	2010		4	22	63
EER	2736	6 2007			6	22	63
EF7(6G72)	2972	2003			6	24	70
EG2	3498	2007			6	26	79
EGA	3301	2 2000	12 2000		6	26	73
EGA	3301	1 2001	7 2003		6	26	75
EGA	3301	7 2003	12 2004		6	26	76
EGA	3301	1 2005	6 2007		6	26	77
EGA	3301	7 2003	12 2004		6	26	78
EGF	3518	2007			6	28	82
EGF	3518	2009	2010		4	28	82
EGF	3518	6 2008			6	28	82
EGG	3518	2005			6	28	80
EGG	3518	4 1998	9 2004		6	28	81
EGG	3518	2010			6	28	82
EGG	3518	1 2007	12 2010		6	28	82
EGH	3778	1 2005	6 2007		6	30	87
EGH	3778	6 2007			6	30	87
EGH	3778	1 2004	12 2004		6	30	88
EGH	3778	1 2001	12 2003		6	30	89
EGH	3778	1 2004	12 2004		6	30	90
EGM	3301	4 2001	12 2004		6	26	75
EGM	3301	1 2005	5 2007		6	26	77
EGS	3952	6 2007			6	30	93
EGV	3301	2008			6	26	74
EHO	3908	10 1995	9 2003		6	30	92
EHC	3908	1 1993	8 2002		6	30	91
EHC	3908	8 1993	9 2003		6	30	91
EHC	3908	7 1998	12 2001		6	30	92
EHC	3908	10 1995	9 2003		6	30	92
EK0	3701	9 2001	12 2003		6	28	84
EKG	3701	9 2001	12 2003		6	28	84
EKG	3701	10 2003			6	28	84
EKG	3701	6 2007			6	28	85
ENC	2499	1 1995	3 2001	DIESEL	4	20	53
ENC	2499	6 1995	10 2002	DIESEL	4	20	53
ENE	2143	7 2010		DIESEL	4	14	26
ENJ	2499	2002		DIESEL	4	20	52
ENR	2777	6 2007		DIESEL	4	24	66
ENS	2768	2008		DIESEL	4	22	64
ENS	2768	6 2007		DIESEL	4	22	65
EPE	2500	1998	1999		4	20	54
EPE	2500	2002			4	20	54
EPO	2500	2002			4	20	54
ERB	3604	2011			6	28	83

ENGINE INDEX ÍNDICE POR MOTOR								ENGINE INDEX ÍNDICE POR MOTOR							
	c.c.				Cyl	Pag	Block		c.c.				Cyl	Pag	Block
		→	←							→	←				
ERB	3604	1	2011		6	28	83								
ERB	3604	9	2010	12	6	28	83								
ERB	3604	9	2011		6	28	83								
EVO	4701	9	2006	12	8	30	95								
EVO	4701	11	2003	12	8	30	95								
EVA	4701		2002		8	30	94								
EVA	4701	9	2006	12	8	30	95								
EVA	4701	11	2003	12	8	30	95								
EX9	2685		2002		5	22	60								
EXM	2987		2007		6	24	71								
G12B	1410		1979	1982	4	10	1								
G15B	1468		1985	1991	4	10	3								
G32B	1597		1981	1982	4	10	5								
G32BT	1597		1982	1990	4	10	6								
G52B	1995		1979	1982	4	12	14								
G54B	2555		1978	1980	4	20	59								
G54B(156CID)	2555		1981	1987	4	20	57								
G54B(156CID)	2555		1981	1989	4	20	57								
G54B(156CID)	2555		1982	1982	4	20	57								
G54B(156CID)	2555		1983	1985	4	20	57								
G54B(156CID)	2555		1983	1989	4	20	57								
G54B(156CID)	2555		1984	1987	4	20	57								
G54B(156CID)	2555		1984	1989	4	20	57								
G54B(156CID)	2555		1985	1985	4	20	57								
G54BT(156CID)	2555		1984	1988	4	20	58								
G54BT(156CID)	2555		1988	1988	4	20	58								
G63B	1997		1984	1991	4	14	21								
G63B	1997		1989	1993	4	14	21								

MODEL INDEX ÍNDICE POR MODELO

	c.c.				Cyl	Pag	Block
		→	←				
2000 GTX (Canada)	1997	1989	1993		4	14	21
2000 GTX 16V (Canada)	1997	1989	1992		4	14	22
2000 GTX 16V (Canada)	1997	1993	1993		4	14	23
2000 GTX 16V (Canada)	1997	1993	1994		4	14	24
2000 GTX TURBO 16V (Canada)	1997	1989	1992		4	14	22
2000 GTX TURBO 16V (Canada)	1997	1993	1994		4	14	24
400	2555	1981	1987		4	20	57
400 LS	2555	1982	1982		4	20	57
600	2555	1981	1987		4	20	57
600 ES	2555	1983	1985		4	20	57
600 SE	2555	1985	1985		4	20	57
AVENGER 16V	1996	1995	1999		4	12	15
AVENGER 16V	1998	6 2007			4	14	25
AVENGER 16V	2360	6 2007			4	16	37
AVENGER 16V	2360	6 2007			4	16	38
AVENGER ES 16V	1996	1996	1998		4	12	15
AVENGER ES V6 24V	2497	1995	2000		6	18	50
AVENGER R/T V6 24V	2736	2010	2010		4	22	63
AVENGER R/T V6 24V	3604	2011			6	28	83
AVENGER SE 16V	2360	2008	2009		4	16	37
AVENGER SE 16V	2360	2008	2010		4	16	38
AVENGER SE V6 24V	2736	2008	2009		4	22	63
AVENGER SXT 16V	2360	2008	2009		4	16	37
AVENGER SXT 16V	2360	2008	2010		4	16	38
AVENGER SXT PLUS V6 24V	3604	2011			6	28	83
AVENGER SXT SPORT 16V	2360	2008	2009		4	16	37
AVENGER SXT V6 24V	2736	2008	2010		4	22	63
AVENGER TD 16V	1968	6 2007		DIESEL	4	12	11
AVENGER V6 24V	2497	1995	1999		6	18	50
AVENGER V6 24V	2736	1 2009			6	22	61
AVENGER V6 24V	2736	6 2007			6	22	63
CALIBER 16V	1798	6 2006			4	10	9
CALIBER 16V	1998	6 2006			4	14	25
CALIBER 16V	2360	10 2006			4	16	37
CALIBER 16V	2360	1 2009			4	16	38
CALIBER 16V	2360	12 2007			4	16	39
CALIBER CRD 16V	2143	7 2010		DIESEL	4	14	26
CALIBER R/T 16V	2360	2007	2009		4	16	37
CALIBER R/T 16V	2360	2009	2010		4	16	38
CALIBER SE 16V	1998	2009	2009		4	14	25
CALIBER SE 16V	2360	2007	2009		4	16	37
CALIBER SXT 16V	1998	2009	2009		4	14	25
CALIBER SXT 16V	2360	2007	2009		4	16	37
CALIBER SXT PREMIUM 16V	2360	2007	2009		4	16	37
CALIBER TD 16V	1968	6 2006		DIESEL	4	12	11
CALIBER TD 16V	1968	6 2006		DIESEL	4	12	12
CARAVAN	2200	1992	11 1994		4	14	27
CARAVAN	2213	1984	1987		4	16	31
CARAVAN	2499	1 1995	3 2001	DIESEL	4	20	53
CARAVAN	2501	1986	1995		4	20	55
CARAVAN	2555	1981	1987		4	20	57
CARAVAN 16V	2200	1993	11 1994		4	14	28
CARAVAN 16V	2499	2002		DIESEL	4	20	52
CARAVAN AWD V6	3778	1 2005	6 2007	DIESEL	6	30	87
CARAVAN AWD V6	3778	1 2004	12 2004		6	30	88
CARAVAN AWD V6	3778	1 2001	12 2003		6	30	89
CARAVAN AWD V6	3778	1 2004	12 2004		6	30	90
CARAVAN ES V6	2972	1990	1995		6	24	68
CARAVAN ES V6	3301	1990	1999		6	24	72
CARAVAN II 16V	2429	1 1995	3 2001		4	18	42
CARAVAN III 16V	2429	2 2000			4	18	43
CARAVAN III V6	3301	2 2000	12 2000		6	26	73
CARAVAN III V6	3301	1 2001	7 2003		6	26	75
CARAVAN LE	2555	1984	1987		4	20	57
CARAVAN LE V6	2972	1987	1995		6	24	68
CARAVAN LE V6	3301	1991	1999		6	24	72
CARAVAN MINI VAN V6	2972	1987	1996		6	24	68
CARAVAN SE	2555	1984	1987		4	20	57
CARAVAN SE V6	2972	1987	1996		6	24	68
CARAVAN SE V6	3301	1991	1998		6	24	72
CARAVAN SPORT V6	3301	1998	1999		6	24	72
CARAVAN TD 16V	2768	2008		DIESEL	4	22	64
CARAVAN TURBO	2501	1989	1990		4	20	56
CARAVAN V6	2972	1990	1996		6	24	68
CARAVAN V6	3301	1990	1999		6	24	72
CARAVAN V6	3301	2008			6	26	74
CARAVAN V6	3301	4 2001	12 2004		6	26	75
CARAVAN V6	3301	7 2003	12 2004		6	26	76
CARAVAN V6	3301	1 2005	5 2007		6	26	77
CARAVAN V6	3301	1 2005	6 2007		6	26	77
CARAVAN V6	3301	7 2003	12 2004		6	26	78
CARAVAN V6	3778	1 2005	6 2007		6	30	87
CARAVAN V6	3778	1 2004	12 2004		6	30	88
CARAVAN V6	3778	1 2001	12 2003		6	30	89
CARAVAN V6	3778	1 2004	12 2004		6	30	90
CHALLENGER	1597	1977	1980		4	10	4
CHALLENGER SXT PLUS V6 24V	3604	2011			6	28	83
CHALLENGER SXT V6 24V	3604	2011			6	28	83
CHALLENGER V6 24V	3518	2010			6	28	82

MODEL INDEX ÍNDICE POR MODELO

	c.c.				Cyl	Pag	Block
		→	←				
CHALLENGER V6 24V	3604	2011			6	28	83
CHAMP	1410	1979	1982		4	10	1
CHAMP	1597	1981	1982		4	10	5
CHARGER AWD V6 24V	3518	1 2007	12 2010		6	28	82
CHARGER AWD V6 24V	3604	1 2011			6	28	83
CHARGER SE V6 24V	3518	1 2007	12 2010		6	28	82
CHARGER SXT V6 24V	3518	1 2007	12 2010		6	28	82
CHARGER V6 24V	2736	4 2006	12 2010		6	22	62
CHARGER V6 24V	3518	1 2007	12 2010		6	28	82
CHARGER V6 24V	3604	9 2011			6	28	83
COLT	1410	1979	1982		4	10	1
COLT	1468	1991	1994		4	10	2
COLT	1468	1985	1991		4	10	3
COLT	1597	1977	1980		4	10	4
COLT	1755	1989	1990		4	10	7
COLT	1995	1974	1977		4	12	13
COLT	2350	1992	1992		4	16	33
COLT	2350	1992	1996		4	16	35
COLT	2555	1978	1980		4	20	59
COLT 16V	1834	1993	1994		4	10	10
COLT 16V	2350	1993	1994		4	16	34
COLT 4X4	2350	1993	1994		4	16	34
COLT ES	1468	1994	1994		4	10	2
COLT GL	1468	1991	1993		4	10	2
COLT SE	2350	1993	1994		4	16	34
COLT TURBO	1597	1982	1990		4	10	6
COLT VISTA	1997	1984	1991		4	14	21
COLT VISTA	2350	1992	1992		4	16	33
COLT VISTA	2350	1992	1996		4	16	35
COLT VISTA 16V	1834	1992	1994		4	10	10
COLT VISTA 16V	2350	1993	1994		4	16	34
CONQUEST TSI TURBO	2555	1988	1988		4	20	58
CONQUEST TURBO	2555	1984	1988		4	20	58
DAKOTA	2500	1998	1999		4	20	54
DAKOTA	2501	10 1989	9 1995		4	20	55
DAKOTA AWD V6	3908	10 1995	9 2003		6	30	92
DAKOTA PICK UP	2500	2002			4	20	54
DAKOTA PICK-UP V6	3701	10 2003			6	28	84
DAKOTA PICK-UP V8 16V	4701	2002	2005		8	30	94
DAKOTA SLT V6	3908	10 1995	9 2003	DIESEL	6	30	92
DAKOTA TD	2499	1998	2001		4	18	51
DAKOTA V6	3908	7 1998	12 2001		6	30	92
DAKOTA V6	3908	10 1995	9 2003		6	30	92
DAKOTA V8 16V	5210	1992	1996		8	32	96
DART 16V	2360	4 2012			4	16	40
DAYTONA	2200	1992	11 1994		4	14	27
DAYTONA	2213	1984	1986		4	16	31
DAYTONA	2501	1986	1993		4	20	55
DAYTONA 16V	2200	1993	11 1994		4	14	28
DAYTONA ES V6	2972	1990	1993		6	24	68
DAYTONA IROC V6	2972	1991	1993		6	24	68
DAYTONA SHELBY	2200	1992	11 1994		4	14	27
DAYTONA SHELBY 16V	2200	1993	11 1994		4	14	28
DAYTONA TURBO	2213	1989	1990		4	14	29
DAYTONA TURBO	2213	1984	1987		4	14	30
DAYTONA TURBO	2501	1989	1992		4	20	56
DAYTONA V6	2972	1988	1995		6	24	68
DINASTY FWD V6	2972	1988	1995		6	24	68
DODGE RAM 2500 (Brasil)	5883	2007		DIESEL	6	32	97
DURANGO AWD V8 16V	4701	11 2003	12 2007		8	30	95
DURANGO CITADEL V6 24V	3604	2011			6	28	83
DURANGO CREW V6 24V	3604	2011			6	28	83
DURANGO SLT MAGNUM V6	3701	2006	2009		6	28	84
DURANGO SLT PLUS MAGNUM V6	3701	2006	2009		6	28	84
DURANGO ST MAGNUM V6	3701	2006	2009		6	28	84
DURANGO SXT MAGNUM V6	3701	2006	2009		6	28	84
DURANGO SXT V6 24V	3604	2011			6	28	83
DURANGO V6	3701	10 2003			6	28	84
DURANGO V6 24V	3604	2011			6	28	83
DURANGO V8 16V	4701	11 2003	12 2007		8	30	95
DURANGO V8 16V	5210	1992	1996		8	32	96
DYNASTY LE V6	2972	1988	1990		6	24	68
DYNASTY LE V6	3301	1990	1990		6	24	72
DYNASTY LS V6	2972	1991	1993		6	24	68
DYNASTY LS V6	3301	1991	1993		6	24	72
DYNASTY V6	3301	1990	1993		6	24	72
GRAND CARAVAN 16V	2429	1995			4	18	42
GRAND CARAVAN CREW V6 24V	3604	2011			6	28	83
GRAND CARAVAN ES V6	3301	1992	2000		6	24	72
GRAND CARAVAN LE V6	3301	1990	2000		6	24	72
GRAND CARAVAN R/T V6 24V	3604	2011			6	28	83
GRAND CARAVAN SE V6	3301	1990	2000		6	24	72
GRAND CARAVAN SE V6 24V	3604	2011			6	28	83
GRAND CARAVAN SPORT V6	3301	2000	2000		6	24	72
GRAND CARAVAN SXT V6 24V	3604	2011			6	28	83
GRAND CARAVAN V6	3301	1990	1999		6</		

MODEL INDEX ÍNDICE POR MODELO							
	c.c.				Cyl	Pag	Block
		→	←				
GRAND VOYAGER V6	3301	1	2005	6	26	77	
INTREPID ES V6	3301		1993	6	24	72	
INTREPID V6	3301		1993	6	24	72	
INTREPID V6 24V	2736	10	1997	6	22	61	
INTREPID V6 24V	3518		1993	6	28	80	
INTREPID V6 24V	3518	4	1998	6	28	81	
JOURNEY 16V	2360	1	2009	4	16	37	
JOURNEY 16V	2360		2009	4	16	38	
JOURNEY FLEXFUEL V6 24V	3604	9	2010	6	28	83	
JOURNEY R/T V6 24V	3518		2009	4	28	82	
JOURNEY SE 16V	2360		2009	4	16	37	
JOURNEY SE 16V	2360		2009	4	16	38	
JOURNEY SXT 16V	2360		2009	4	16	37	
JOURNEY SXT PREMIUM V6 24V	3518		2009	4	28	82	
JOURNEY TD 16V	1968	6	2008	4	12	12	DIESEL
JOURNEY V6 24V	2736	1	2009	6	22	61	
JOURNEY V6 24V	3518	6	2008	6	28	82	
MAGNUM V6 24V	2736		2005	6	22	61	
MAGNUM V6 24V	3518		2005	6	28	80	
MONACO	2500		1988	4	20	54	
MONACO V6	2970		1990	6	24	67	
NEON 16V	1996		1995	4	12	15	
NEON 16V	1996	5	1994	4	12	16	
NEON 16V	1996		1995	4	12	17	
NEON 16V	1996	10	2002	4	12	18	
NEON 16V	1996	10	1996	4	12	19	
NEON ACR 16V	1996		1998	4	12	16	
NEON COUPE 16V	1996	1	1994	4	12	16	
NEON COUPE 16V	1996	10	1994	4	12	19	
NEON COUPE 16V	1996	1	1994	4	14	20	
NEON HIGH LINE 16V	1996		1996	4	12	16	
NEON HIGH LINE 16V	1996		1995	4	12	17	
NEON I 16V	1796	9	1997	4	10	8	
NEON I 16V	1996		1996	4	12	16	
NEON I 16V	1996		1994	4	12	17	
NEON I 16V	1996	6	1994	4	14	20	
NEON II 16V	1996	8	1999	4	12	16	
NEON R/T 16V	1996		1998	4	12	16	
NEON SPORT 16V	1996		1996	4	12	16	
NEON SPORT 16V	1996		1995	4	12	17	
NITRO 16V	2777	6	2007	4	24	66	DIESEL
NITRO 4WD V6 24V	3952	6	2007	6	30	93	DIESEL
NITRO TD 16V	2768	6	2007	4	22	65	
NITRO V6	3701	6	2007	6	28	85	
PICK-UP ARROW	1995		1976	4	12	13	
PICK-UP D50	1995		1979	4	12	14	
PICK-UP D50	2555		1978	4	20	59	
PICK-UP POWER RAM 50	1997		1984	4	14	21	
PICK-UP POWER RAM 50 TD	2346		1983	4	16	32	DIESEL
PICK-UP RAM 50	1997		1984	4	14	21	
PICK-UP RAM 50 TD	2346		1983	4	16	32	DIESEL
POWER RAM 50	2350		1990	4	16	33	
POWER RAM 50	2350		1992	4	16	35	
POWER RAM V8 16V	5210		1992	8	32	96	
RAIDER	2555		1981	4	20	57	
RAM 1500 PICK-UP V6	3701	9	2001	6	28	84	
RAM 1500 PICK-UP V8 16V	4701	9	2006	8	30	95	
RAM 2500 V8 16V	4701		2002	8	30	94	
RAM 50	2350		1990	4	16	33	
RAM 50	2350		1992	4	16	35	
RAM 50	2555		1981	4	20	57	
RAM 50 CUSTOM	2555		1984	4	20	57	
RAM 50 LE	2350		1990	4	16	33	
RAM 50 ROYAL	2555		1983	4	20	57	
RAM 50 SE	2350		1990	4	16	33	
RAM 50 SE	2350		1993	4	16	35	
RAM 50 SPORT	2555		1983	4	20	57	
RAM PICK-UP V6	3701	10	2003	6	28	84	
RAM PICK-UP V6	3908	1	1993	6	30	91	
RAM V8 16V	5210		1992	8	32	96	
RAM VAN	2499	6	1995	4	20	53	DIESEL
RAM VAN V6	3908	8	1993	6	30	91	
SERIES 100 V8 16V	5210		1992	8	32	96	
SERIES 150 V8 16V	5210		1992	8	32	96	
SERIES 250 V8 16V	5210		1992	8	32	96	
SERIES 350 V8 16V	5210		1992	8	32	96	
SHADOW	2200		1992	4	14	27	
SHADOW 16V	2200		1993	4	14	28	
SPIRIT	2200		1992	4	14	27	
SPIRIT 16V	2200		1993	4	14	28	
SPIRIT ES V6	2972		1989	6	24	68	
SPIRIT HIGH LINE V6	2972		1993	6	24	68	
SPIRIT LE V6	2972		1990	6	24	68	
SPIRIT V6	2972		1989	6	24	68	
SPRINTER TD 20V	2685		2002	5	22	60	DIESEL
SPRINTER TD V6 24V	2987		2007	6	24	71	DIESEL
SPRINTER V6 24V	3498		2007	6	26	79	
STEALTH R/T TURBO V6 24V	2972		1991	6	24	69	
STEALTH TURBO V6 24V	2972		1991	6	24	69	

MODEL INDEX ÍNDICE POR MODELO							
	c.c.				Cyl	Pag	Block
		→	←				
STEALTH V6 24V	2972		1991		6	24	69
STRATUS 16V	1996	12	1995		4	12	16
STRATUS 16V	1996		1994		4	12	17
STRATUS 16V	1996				4	14	20
STRATUS 16V	1998		2007		4	14	25
STRATUS 16V	2350		2002		4	16	36
STRATUS 16V	2360		2007		4	16	37
STRATUS 16V	2429		1995		4	18	41
STRATUS 16V	2429	12	1995	4	4	18	49
STRATUS ES 16V	1996		1996		4	12	16
STRATUS ES 16V	1996		1995		4	12	17
STRATUS II 16V	2429	1	2001	12	4	18	47
STRATUS II 16V	2429	1	2006	10	4	18	48
STRATUS II STX 16V	2429	1	2001	12	4	18	44
STRATUS II STX 16V	2429	1	2002	12	4	18	45
STRATUS II STX 16V	2429	1	2005	12	4	18	46
STRATUS R/T V6 24V	2972		2001		6	24	70
STRATUS SE V6 24V	2972		2001		6	24	70
STRATUS TD 16V	1968		2007		4	12	11
STRATUS V6 24V	2497		1995		6	18	50
STRATUS V6 24V	2736		2001		6	22	61
STRATUS V6 24V	2972		2003		6	24	70
STRATUS V6 24V	3518		2007		6	28	82
TOWN & COUNTRY V6	3301	1	2005	6	6	26	77
VOYAGER V6	3301	1	2005	6	6	26	77

	Sorted by Ordenado por ↓ c.c.	(CV) (HP)					SETS - JUEGOS				 (mm) X (mm)	
				→	←		50	51	52	53		54
CHAMP COLT (SOHC/OHC)	1410 1410		G12B G12B	1979 1979	1982 1982	74 74	50083700 52073100 54041100					 10017400 Ø75.5
COLT GL COLT COLT ES (SOHC/OHC)	1468 1468 1468	92	4G15(90CID) 4G15(90CID) 4G15(90CID)	1991 1991 1994	1993 1994 1994	75.5 75.5 75.5	50121000 52107200 54041100					 10078500 Ø76.5
COLT (SOHC/OHC)	1468	75/84	G15B	1985	1991	75.5	50121300 52107500 54041100					 10078600 Ø76.5
CHALLENGER COLT (SOHC/OHC) (CON BALANCIN A TAQUES)	1597 1597		4G32 4G32	1977 1977	1980 1980	77 77	50084700 52074100 54041700					 10033200 Ø78
CHAMP (SOHC/OHC) (CON BALANCIN A TAQUES)	1597	86	G32B	1981	1982	77	50084800 52074200 54041700					 10033200 Ø78
COLT TURBO (SOHC/OHC)	1597		G32BT	1982	1990	76.9	50121800 52107900 54064000					 10016100 Ø78
COLT (SOHC/OHC)	1755	90	4G37B	1989	1990	80.5	50085100 52074400 54041700					 10016200 Ø82
NEON I 16V (SOHC/OHC)	1796	116	EBD	9 1997	8 1999	83	50184600 52170800 54116400 81027900					 10127300 (MLS) Ø88.5
CALIBER 16V (DOHC)	1798	150	EBA	6 2006		86	50276500 52258600 54153400 81041900					 10176800 (MLS) Ø87
COLT VISTA 16V COLT 16V (SOHC/OHC)	1834 1834	120 120	4G93 4G93	1992 1993	1994 1994	81 81	50122100 52108200 54064200 81014000					 10079000 Ø82.5

11027300	13049400 13048800	13065600	14027300 22008900	57014700 12015100 x8 5.5x11.9x12	15013300 35x50x8 ⤴ 15008900 ⤴ 30x46x7 ⤴ 15033800 ⤴ 72x96x9 ⤴	NEW		
11048200	13088500	13088600	14027300 18001000	57020100 12015100 x12 5.5x11.9x12	15013300 35x50x8 ⤴ 15008900 ⤴ 30x46x7 ⤴ 15033800 ⤴ 72x96x9 ⤴			
11027300	13088700 (INYECCION) 13049400 (CARBURADOR) 13048800 (CARBURADOR)	13088400 00686000 00635600	14027300 22008900	57014700 12015100 x8 5.5x11.9x12	15013300 35x50x8 ⤴ 15008900 ⤴ 30x46x7 ⤴ 15033800 ⤴ 72x96x9 ⤴			
56012800	13050000	13043800 13060900	14031900 22008900	57023700 12011700 x8 7x12.9x13	15013300 35x50x8 ⤴ 15020600 ⤴ 44x60x7 ⤴ 15033800 ⤴ 72x96x9 ⤴			
56012900	13050000	13060900	14031900 22008900	57023700 12011700 x8 7x12.9x13	15013300 35x50x8 ⤴ 15020600 ⤴ 44x60x7 ⤴ 15033800 ⤴ 72x96x9 ⤴			
56012900	13088800	13065900 00633900 x2	14031900 18001000	57023700 12011700 x8 7x12.9x13	15013300 35x50x8 ⤴ 15020600 ⤴ 44x60x7 ⤴ 15033800 ⤴ 72x96x9 ⤴			
56012900	13051000	13065900	14031900 18001000	57023700 12011700 x8 7x12.9x13	15013300 35x50x8 ⤴ 15020600 ⤴ 44x60x7 ⤴ 15033800 ⤴ 72x96x9 ⤴		85004400 x8	
56027700	13149900 x4 13171300	13150000	14069800 21017400	57027400 12013600 x16 5x10.9x18	15012600 35x48x7 ⤴ 15059000 ⤴ 32x45x6 ⤴ 15059100 ⤴ 91x111x10 ⤴		85009400 x8 (ADM-IN) 85009500 x4 (ESC-EX)	93125200
56040800	13216200	13216300		57047000 12025500 x16 4.5x10.8x19.8	15056500 ⤴ 42x55x7 ⤴ 15052700 ⤴ 85x103x8 ⤴			
56013500	13089100 13089200	13089300 00635600	18001000	57016600 12011700 x8 7x12.9x13	15024000 ⤴ 48x68x11 ⤴ 15035600 ⤴ 80x96x7.5 ⤴			

① = For one cylinder - Para un cilindro
 ② = For one cylinder liner - Para una camisa
 ⤴ = Left side - Lado izquierdo
 ⤵ = Right side - Lado derecho

⊕ = Complete - Completo
 ⊗ = Intake/exhaust manifold - Colector admisión/escape
 ⊞ = See specific catalogue of turbo components - Ver catálogo específico de componentes de turbo

	Sorted by Ordenado por ↓	c.c.	(CV) (HP)						SETS - JUEGOS				 (mm) X (mm)
					50	51			52	53	54	60	
DIESEL CALIBER TD 16V STRATUS TD 16V AVENGER TD 16V (DOHC)	11	1968 1968 1968	140 140 140	ECD ECD ECD	6 6	2006 2007 2007		81 81 81	51029300 ☒ 53024000 ☒ 54153500 81038300	 10167000 ▲ (MLS) 0.91-1.00 (1.55) 1 10167010 ▲ (MLS) 1.01-1.10 (1.63) 2 10167020 ▲ (MLS) 1.11-1.20 (1.71) 3 Ø82			
DIESEL CALIBER TD 16V JOURNEY TD 16V (DOHC)	12	1968 1968	140 140	ECE ECE	6 6	2006 2008		81 81	51035700 ☒ 53029900 ☒ 54165100 81038300	 10167000 ▲ (MLS) 0.91-1.00 (1.55) 1 10167010 ▲ (MLS) 1.01-1.10 (1.63) 2 10167020 ▲ (MLS) 1.11-1.20 (1.71) 3 Ø82			
COLT PICK-UP ARROW (SOHC/OHC)	13	1995 1995	97 97	4G52 4G52		1974 1976	1977 1978	84 84	50085600 52074900 54042100	 10035200 Ø86			
PICK-UP D50 (SOHC/OHC)	14	1995		G52B		1979	1982	84	50135100 52121500 54042100	 10087500 Ø86			
AVENGER 16V NEON 16V AVENGER ES 16V (DOHC)	15	1996 1996 1996	140 140	ECF ECF ECF		1995 1995 1996	1999 1995 1998	87.5 87.5 87.5	50161100 52148200 54083400 81014000	 10109600 Ø88.5			
NEON COUPE 16V NEON 16V STRATUS 16V NEON HIGH LINE 16V NEON SPORT 16V STRATUS ES 16V NEON I 16V NEON ACR 16V NEON R/T 16V NEON II 16V (SOHC/OHC)	16	1996 1996 1996 1996 1996 1996 1996 1996 1996 1996 1996	132 132 132 132 132 132 132	ECB ECB ECB ECB ECB ECB ECB ECB ECB ECB ECB	1 5 12 12	1994 1994 1995 1996 1996 1996 1996 1996 1996 1996 1996	9 8 8 8 8 8 8 8 8 8 8	1999 1999 1999 1998 1998 1997 1999 1998 1998 1998 1998	87.5 87.5 87.5 87.5 87.5 87.5 87.5 87.5 87.5 87.5 87.5	50184600 52170800 54116400 81027900	 10127300 (MLS) Ø88.5		
STRATUS 16V NEON I 16V NEON 16V NEON HIGH LINE 16V NEON SPORT 16V STRATUS ES 16V (SOHC/OHC)	17	1996 1996 1996 1996 1996 1996	132	ECB(420H) ECB(420H) ECB ECB ECB ECB		1994 1994 1995 1995 1995 1995	1995 1995 1995 1995 1995 1995	87.5 87.5 87.5 87.5 87.5 87.5	50210300 52194400 54083400 81027900	 10127300 (MLS) Ø88.5			
NEON 16V (SOHC/OHC)	18	1996	131	ECB	10	2002	12	2006	87.5	50210600 52194700 54083400 81027900	 10127300 (MLS) Ø88.5		
NEON COUPE 16V NEON 16V (DOHC)	19	1996 1996	160 160	ECC ECC	10 10	1994 1996	9 9	1999 2000	87.5 87.5	50233100 52217200 54116400 81024200	 10156100 (MLS) Ø88.5		

						NEW		
 11101700	 13206000	 13198500	 75000100 ▲ 75000200 ▲	 57042000 12021100x16 4.5x8.5x9.3	 15087000x2 32x47x10C 15083100 ⇐ 35x48x10C 71004000 ⇒ ▲		 85019100 > x4 (ADM-IN) 85019000 > x4 (ESC-EX) 85018900 < x4 (ADM-IN) 85018800 < x4 (ESC-EX)	
 11101700	 13206000	 13216400	 75000100 ▲ 75000200 ▲	 57042000 12021100x16 4.5x8.5x9.3	 15087000x2 32x47x10C 15083100 ⇐ 35x48x10C 71004000 ⇒ ▲		 85019100 > x4 (ADM-IN) 85019000 > x4 (ESC-EX) 85018900 < x4 (ADM-IN) 85018800 < x4 (ESC-EX)	
 56013400	 13058400 13056900 13013700 13055800	 13058000 13066500	 14040100 18001400	 57023700 12011700x8 7x12.9x13				
 56013400	 13101800	 13066500	 14040100 18001400	 57023700 12011700x8 7x12.9x13	 15024000 ⇐ 48x68x11C 15035600 ⇒ 80x96x7.5C			
 56004400	 13127400 00780900	 13127500	 14069800 21017400	 57027400 12007900x16 5.2x10.8x10	 15013300 35x50x8C 15017800 ⇐ 40x58x8C 15052700 ⇒ 85x103x8C			 93104900
 56027700	 13149900x4 13171300	 13150000	 14069800 21017400	 57027400 12013600x16 5x10.9x18	 15012600 35x48x7C 15059000 ⇐ 32x45x6C 15059100 ⇒ 91x111x10C		 85009400 x8 (ADM-IN) 85009500 x4 (ESC-EX)	 93125200 (NEON 16V)
 56030100	 13149900x4 13171300	 13150000	 14069800 21017400	 57027400 12013600x16 5x10.9x18	 15012600 35x48x7C 15059000 ⇐ 32x45x6C 15059100 ⇒ 91x111x10C		 85009400 x8 (ADM-IN) 85009500 x4 (ESC-EX)	
 56030400	 13149900x4	 13150000	 14069800 21017400	 57027400 12013600x16 5x10.9x18	 15012600x2 35x48x7C 15059000 ⇐ 32x45x6C 15059100 ⇒ 91x111x10C		 85009400 x8 (ADM-IN) 85009500 x4 (ESC-EX)	 93125200
 56004400	 13191100	 13191200	 14069800 21017400	 57027400 12013600x16 5x10.9x18	 15012600x2 35x48x7C 15059000 ⇐ 32x45x6C 15059100 ⇒ 91x111x10C		 85009700 x16 85009500	 93125100 (ADM-IN) 93125600 (ESC-EX)

① = For one cylinder - Para un cilindro
 ② = For one cylinder liner - Para una camisa
 ⇐ = Left side - Lado izquierdo
 ⇒ = Right side - Lado derecho
 ⊕ = Complete - Completo
 ⊗ = Intake/exhaust manifold - Colector admisión/escape
 ⊞ = See specific catalogue of turbo components - Ver catálogo específico de componentes de turbo

						NEW		
56004400	13191100	13191200	14069800 21017400	57027400 12013600x16 5x10.9x18	15012600x2 35x48x7 C 15059000 ← 32x45x6 C 15059100 → 91x111x10 J		85009700 x16	
56013100	13055400 00692500	13067300	14038100 22008900	57023700 12011700x8 7x12.9x13	15013300 35x50x8 C 15020600 ← 44x60x7 C 15035600 → 80x96x7.5 J		85004400 x8	
56013000	13088900	13089000	14038100 22008900	57020200 12015100x16 5.5x11.9x12	15013300x2 35x50x8 C 15020600 ← 44x60x7 C 15035600 → 80x96x7.5 J		85004200 x16	
56013600	13107000	13107100 00635600	14069900 18001000	57016600 12007900x16 5.2x10.8x10	15013300 35x50x8 C 15020600 ← 44x60x7 C 15052700 → 85x103x8 J		85004400 x16	
56013000	13088900	13107100	14069900 22007000	57020200 12015100x16 5.5x11.9x12	15013300x2 35x50x8 C 15020600 ← 44x60x7 C 15052700 → 85x103x8 J		85004200 x16	
56040800	13216200	13216300		57047000 12025500x16 4.5x10.8x19.8	15056500 ← 42x55x7 C 15052700 → 85x103x8 J			
11117600	13228200	13228000	14099000 21012700	57049200 12025200x16 5x8.3x9.75	15094700 ← 60x75x8 C 15094800 → 96x114x9 J			
56004300	13126800 ⊕		59011000 23004000	57027000 12013400x8 7.2x10.7x13.9	15058400 35x52x8 C 15058500 35x53.5x7.5 J 15058600 ← 29x41x6 C 15059100 → 91x111x10 J		85007800 x8	93125700
11098300x2	13191300x2 ⊕	13191400	59011000 23004000	57048900 12000900x16 6x9.5x10	15015200x2 38x50x7 C 15058600 ← 29x41x6 C 15059100 → 91x111x10 J		85015000 > x8 85012700 < x8	93125800 (ADM-IN) 93125900 (ESC-EX)
11068300	13126800 ⊕		59011000 23004000	57027000 12013400x8 7.2x10.7x13.9	15058400 35x52x8 C 00778000 36x53.5x23.5 15058600 ← 29x41x6 C 15059100 → 91x111x10 J		85007800 x8	
56004700	00807700 13126800 ⊕		59011500 23004000	57027000 12013400x8 7.2x10.7x13.9	15058400 35x52x8 C 15058500 35x53.5x7.5 J 15058400 ← 35x52x8 C 15059100 → 91x111x10 J		85007800 x8	

⊙ = For one cylinder - Para un cilindro
 ⊕ = For one cylinder liner - Para una camisa
 ← = Left side - Lado izquierdo
 → = Right side - Lado derecho

⊕ = Complete - Completo
 ⊗ = Intake/exhaust manifold - Colector admisión/escape
 ⊞ = See specific catalogue of turbo components - Ver catálogo específico de componentes de turbo

	Sorted by Ordenado por ↓ c.c.	(CV) (HP)					SETS - JUEGOS				 (mm) X (mm) 	
				→	←		50	51	52	53		54
CARAVAN DAYTONA (SOHC/OHC)	2213 2213	135 135		1984 1984	1987 1986	87.5 87.5	50167600 52147600 54086300 81022700					 10108800 ø89.5
DIESEL PICK-UP POWER RAM 50 TD PICK-UP RAM 50 TD (SOHC/OHC)	2346 2346	67 67	4D55T 4D55T	1983 1983	1985 1985	91 91	50086300 52075600 54042600					 10042900 ø92.5
RAM 50 LE RAM 50 SE POWER RAM 50 RAM 50 COLT COLT VISTA (SOHC/OHC)	2350 2350 2350 2350 2350 2350 2350	102 102 102 102 102	4G6G(144CID) 4G6G(144CID) 4G64 4G64 4G64 4G64	1990 1990 1990 1990 1992 1992	1991 1992 1992 1992 1992 1992	86.5 86.5 86.5 86.5 86.5 86.5	50122200 52108300 54042200					 10079100 ø87.5
COLT 4X4 COLT SE COLT 16V COLT VISTA 16V (SOHC/OHC)	2350 2350 2350 2350	135 135	4G64(144CID) 4G64(144CID) 4G64K 4G64K	1993 1993 1993 1993	1994 1994 1994 1994	86.5 86.5 86.5 86.5	50139700 52125700 54073000					 10091100 ø87.5
COLT COLT VISTA POWER RAM 50 RAM 50 RAM 50 SE (SOHC/OHC)	2350 2350 2350 2350 2350	102 102 102 102	4G64 4G64 4G64 4G64 4G6G(144CID)	1992 1992 1992 1992 1993	1996 1996 1996 1996 1993	86.5 86.5 86.5 86.5 86.5	50161200 52108300 54073000					 10079100 ø87.5
STRATUS 16V (DOHC)	2350	150	EDZ	2002	2005	87.5	50236400 52220500 54083400 81028400					 10157900 (MLS) ø88.5
CALIBER 16V CALIBER R/T 16V CALIBER SE 16V CALIBER SXT 16V CALIBER SXT PREMIUM 16V STRATUS 16V AVENGER 16V AVENGER SE 16V AVENGER SXT 16V AVENGER SXT SPORT 16V JOURNEY SE 16V JOURNEY SXT 16V JOURNEY 16V (DOHC)	2360 2360 2360 2360 2360 2360 2360 2360 2360 2360 2360 2360 2360 2360 2360	170 170 170 170 170 170 170 170 170 170 170	ED3 ED3 ED3 ED3 ED3 ED3 ED3 ED3 ED3 ED3 ED3 ED3 ED3 ED3	10 2006 2007 2007 2007 2007 2007 2007 2007 2008 2008 2008 2008 2009 2009 2009 2009 2009 2009 2009	2009 2009 2009 2009 2009 2009 2009 2009 2009 2009 2009 2010 2010 2010 2010 2010 2010 2011 2011 2011	88 88 88 88 88 88 88 88 88 88 88 88 88 88 88 88 88 88 88	50276700 52258800 54153400 81041900					 10177100 (MLS) ø89
AVENGER 16V AVENGER SE 16V AVENGER SXT 16V CALIBER R/T 16V JOURNEY SE 16V JOURNEY 16V CALIBER 16V (DOHC)	2360 2360 2360 2360 2360 2360 2360	170 170 170 170 170 170	EDG EDG EDG EDG EDG EDG EDG	6 2007 2008 2008 2009 2009 2009 2009	2010 2010 2010 2010 2010 2010	88 88 88 88 88 88 88	50292600 52273800 54153400 81041900					 10177100 (MLS) ø89
CALIBER 16V (DOHC)	2360	295	ED4	12 2007		88	50311500 52291800 54153400 81041900					 10177100 (MLS) ø89
DART 16V (SOHC/OHC)	2360	188	ED6	4 2012		79.5	50389600 52427600 54219500 55013900 81063700					 10217600 (MLS) ø89.5

						NEW		
56004300	13126800 ⊕		59011500 23004000	57027000 12013400x8 7.2x10.7x13.9	15058400 35x52x8 ⊕ 15058500 35x53.5x7.5 ⊕ 15058400 ⊖ 35x52x8 ⊕ 15059100 ⊖ 91x111x10 ⊕		85007800 x8	
56013700	13062100 ⊕		14040100 18001000	57023700 12011700x8 7x12.9x13	15013300 35x50x8 ⊕ 15020600 ⊖ 44x60x7 ⊕ 15035600 ⊖ 80x96x7.5 ⊕			
56013100	13089400 00692500	13067300 00636800 00636900	14038100 18001000	57023700 12011700x8 7x12.9x13	15013300 35x50x8 ⊕ 15020600 ⊖ 44x60x7 ⊕ 15035600 ⊖ 80x96x7.5 ⊕		85004400 x8	93104800 (COLT VISTA)
56013600	13107000	13107100 00635600	14069900 18001000	57016600 12007900x16 5.2x10.8x10	15013300 35x50x8 ⊕ 15020600 ⊖ 44x60x7 ⊕ 15052700 ⊖ 85x103x8 ⊕		85004400 x16	93105100 (COLT VISTA)
56013100	13089400 00692500	13067300	14069900 18001000	57023700 12011700x8 7x12.9x13	15013300 35x50x8 ⊕ 15020600 ⊖ 44x60x7 ⊕ 15052700 ⊖ 85x103x8 ⊕		85004400 x8	93105100 (COLT VISTA)
56032700	13183900x4	13171600	14069800 21017400	57027400 12013600x16 5x10.9x18	15012600 35x48x7 ⊕ 15059000 ⊖ 32x45x6 ⊕ 15059100 ⊖ 91x111x10 ⊕		85009700 x16	93126000 (ADM-IN) 93126100 (ESC-EX)
56040800	13216200	13216300		57047000 12025500x16 4.5x10.8x19.8	15056500 ⊖ 42x55x7 ⊕ 15052700 ⊖ 85x103x8 ⊕			
56040800	13216200	13227500		57047000 12025500x16 4.5x10.8x19.8	15056500 ⊖ 42x55x7 ⊕ 15052700 ⊖ 85x103x8 ⊕			
56040800	13216200	13238700 01264800		57047000 12025500x16 4.5x10.8x19.8	15056500 ⊖ 42x55x7 ⊕ 15052700 ⊖ 85x103x8 ⊕			
56060000	13264500x4	13264600		57072500 12035300x16 4.5x11x19.5	15056500 ⊖ 42x55x7 ⊕ 15052700 ⊖ 85x103x8 ⊕		85009300 x16	

⊕ = For one cylinder - Para un cilindro
 ⊖ = For one cylinder liner - Para una camisa
 ⊕ = Left side - Lado izquierdo
 ⊖ = Right side - Lado derecho

⊕ = Complete - Completo
 ⊖ = Intake/exhaust manifold - Colector admisión/escape
 ⊕ = See specific catalogue of turbo components - Ver catálogo específico de componentes de turbo

	Sorted by Ordenado por ↓ c.c.	(CV) (HP)						SETS - JUEGOS				 (mm) X (mm) 		
				1	2			50	51	52	53		54	60
STRATUS 16V (DOHC)	41 2429	150	B00		1995			87.5	50192900 52178900 54106300 81028400					 10109600 ø88.5
GRAND CARAVAN 16V CARAVAN II 16V (DOHC)	42 2429 2429	150 150	EDZ EDZ	1	1995 1995	3	2001	87.5 87.5	50199300 52178900 54106400 81028400					 10109600 ø88.5
CARAVAN III 16V (DOHC)	43 2429	151	EDZ	2	2000			87.5	50311600 52291900 54146400 81028400					 10139400 (MLS) ø88.5
STRATUS II STX 16V (DOHC)	44 2429	152	EDZ	1	2001	12	2001	87.5	50387400 52424100 54146400 81028400					 10139400 (MLS) ø88.5
STRATUS II STX 16V (DOHC)	45 2429	152	EDZ	1	2002	12	2004	87.5	50387500 52424200 54146400 81028400					 10157900 (MLS) ø88.5
STRATUS II STX 16V (DOHC)	46 2429	152	EDZ	1	2005	12	2006	87.5	50387600 52424300 54146400 81028400					 10157900 (MLS) ø88.5
STRATUS II 16V (DOHC)	47 2429	223	EDV	1	2001	12	2005	87.5	50388300 52425100 54146400 81028400					 10157900 (MLS) ø88.5
STRATUS II 16V (DOHC)	48 2429	223	EDV	1	2006	10	2006	87.5	50388400 52425200 54146400 81028400					 10157900 (MLS) ø88.5
STRATUS 16V (DOHC)	49 2429	140	EDZ	12	1995	4	2001	87.5	50389100 52426900 54146400 81028400					 10156100 (MLS) ø88.5
AVENGER ES V6 24V AVENGER V6 24V STRATUS V6 24V (SOHC/OHC)	50 2497 2497 2497	163 163	EEB EEB EEB		1995 1995 1995	2000 1999 1999		83.5 83.5 83.5	50189600 52176100 ⊕ 52339800 > 52339800 < 54073100					 10129900x2 ø85.5
DIESEL DAKOTA TD (SOHC/OHC)	51 2499	115	425CLIEE		1998	2001		92	51013500 ⊠ 53010200 ⊠ 54089000 60005800 ⊕ 81009200					 10119200 ▲ (MLS) 0.53-0.62 (1.42) 10119210 ▲ (MLS) 0.63-0.72 (1.52) 10119220 ▲ (MLS) 0.73-0.82 (1.62) ø98

	 13127400 00780900	 13127500	 14082400 21017400	 57027400 12013600 x16 5x10.9x18	 15012600 x2 35x48x7 C 15059000 ← 32x45x6 C 15059100 → 91x111x10 J		 85009700 x16	
	 13127400 00780900	 13127500	 14082500 21017400	 57027400 12013600 x16 5x10.9x18	 15012600 x2 35x48x7 C 15059000 ← 32x45x6 C 15059100 → 91x111x10 J		 85009700 x16	
	 13238800	 13171600 01262100	 14082500	 57027400 12013600 x16 5x10.9x18	 15012600 x2 35x48x7 C 15059000 ← 32x45x6 C 15059100 → 91x111x10 J		 85009700 x16	
	 13183900 x4	 13171600 01262100	 14082500	 57027400 12013600 x16 5x10.9x18	 15012600 x2 35x48x7 C 15059000 ← 32x45x6 C 15059100 → 91x111x10 J		 85009700 x16	
	 13183900 x4	 13171600	 14082500	 57027400 12013600 x16 5x10.9x18	 15012600 x2 35x48x7 C 15059000 ← 32x45x6 C 15059100 → 91x111x10 J		 85009700 x16	
	 13183900 x4	 13171600	 14082500	 57027400 12013600 x16 5x10.9x18	 15012600 x2 35x48x7 C 15059000 ← 32x45x6 C 15059100 → 91x111x10 J		 85009700 x16	
	 13238800	 13171600 01262100	 14082500	 57027400 12013600 x16 5x10.9x18	 15012600 x2 35x48x7 C 15059000 ← 32x45x6 C 15059100 → 91x111x10 J		 85009700 x16	
	 13238800	 13171600 01262100	 14082500	 57027400 12013600 x16 5x10.9x18	 15012600 x2 35x48x7 C 15059000 ← 32x45x6 C 15059100 → 91x111x10 J		 85009700 x16	
	 13191100	 13127500 01262100	 14082500	 57027400 12013600 x16 5x10.9x18	 15012600 x2 35x48x7 C 15059000 ← 32x45x6 C 15059100 → 91x111x10 J		 85009700 x16	
 56014100 x2	 00709600 13107300 x2	 13127700 x2	 18001000	 57057300 x2 12007900 x24 5.2x10.8x10	 15013300 x2 35x50x8 C 15048500 ← 37x50.2x6 C 15048600 → 91x111x9 J		 85004400 x24	
 11074800	 13147600			 57004500 12002900 x8 7x11.5x9.5	 15026200 ← 52x68x10 C 15086800 → 110x130x12 J		 85008000 x8	 93171200

= For one cylinder - Para un cilindro
 = For one cylinder liner - Para una camisa
 = Left side - Lado izquierdo
 = Right side - Lado derecho

= Complete - Completo
 = Intake/exhaust manifold - Colector admisión/escape
 = See specific catalogue of turbo components - Ver catálogo específico de componentes de turbo

	Sorted by Ordenado por ↓ c.c.	(CV) (HP)					SETS - JUEGOS		 (mm) X (mm)	
DIESEL CARAVAN 16V (DOHC)	2499	152	ENJ	2002		93	51029400 ☐ 53024100 ☐ 54153600 60009800 (0.15) Ⓞ ▲ 60009900 (0.17) Ⓞ ▲ 60010000 (0.20) Ⓞ ▲ 60010100 (0.23) Ⓞ ▲ 60010200 (0.25) Ⓞ ▲ 81040300	 10177200 ▲ (MLS) (1.32) 0 10177210 ▲ (MLS) (1.42) 1 10177220 ▲ (MLS) (1.52) 2 ø98.5		
DIESEL CARAVAN RAM VAN (DOHC)	2499 2499	116 116	ENC ENC	1 6	1995 1995	3 10	2001 2002	93 93	51029400 ☐ 53024100 ☐ 54153600 60010400 ▲	 10177200 ▲ (MLS) (1.32) 0 10177210 ▲ (MLS) (1.42) 1 10177220 ▲ (MLS) (1.52) 2 ø98.5
MONACO DAKOTA DAKOTA PICK UP DAKOTA PICK UP (SOHC/OHC)	2500 2500 2500 2500		150CID EPE EPE EPO	1988 1998 2002 2002			1992 1999	98.4 98.4 98.4 98.4	50214900 52198800 54118900	 10108600 ø101
DAYTONA CARAVAN DAKOTA (SOHC/OHC)	2501 2501 2501	101 98	EDM EDM EDM	1986 1986 1989	10		1993 1995 1995	87.5 87.5 87.5	50160500 52147600 54083000 81022700	 10108800 ø89.5
CARAVAN TURBO DAYTONA TURBO (SOHC/OHC)	2501 2501	150 150	EDT EDT	1989 1989			1990 1992	87.5 87.5	50160600 52147700 54083000 81022700	 10108800 ø89.5
400 600 CARAVAN RAIDER RAM 50 400 LS 600 ES RAM 50 ROYAL RAM 50 SPORT CARAVAN LE CARAVAN SE RAM 50 CUSTOM 600 SE (SOHC/OHC)	2555 2555 2555 2555 2555 2555 2555 2555 2555 2555 2555 2555 2555 2555 2555 2555		G54B(156CID) G54B(156CID) G54B(156CID) G54B(156CID) G54B(156CID) G54B(156CID) G54B(156CID) G54B(156CID) G54B(156CID) G54B(156CID) G54B(156CID) G54B(156CID) G54B(156CID) G54B(156CID) G54B(156CID) G54B(156CID)	1981 1981 1981 1981 1981 1982 1983 1983 1983 1983 1984 1984 1984 1984 1985			1987 1987 1987 1987 1989 1982 1985 1985 1989 1985 1985 1989 1987 1987 1989 1985	91.1 91.1 91.1 91.1 91.1 91.1 91.1 91.1 91.1 91.1 91.1 91.1 91.1 91.1 91.1	50122300 52108400 54042100	 10079200 ø93
CONQUEST TURBO CONQUEST TSI TURBO (SOHC/OHC)	2555 2555		G54BT(156CID) G54BT(156CID)	1984 1988			1988 1988	91.1 91.1	50122400 52108500 54064300	 10079200 ø93
COLT PICK-UP D50 (SOHC/OHC)	2555 2555		G54B G54B	1978 1978			1980 1980	91.1 91.1	50135200 52121600 54042100	 10087600 ø93

						NEW		
11111700	13216500 ⊕		14094900	57049200 12025200 x16 5x8.3x9.75	15081800 x2 30x47x7 ⌄ 15092300 ⌄ 38x55x6 ⌄			
11111700	13216500 ⊕		14094900	57049200 12025200 x16 5x8.3x9.75	15081800 x2 30x47x7 ⌄ 15092300 ⌄ 38x55x6 ⌄			
75000100 ▲ 75000200 ▲	13175300		14068400	57026700 12013300 x4 7x13.2x13 (ADM-IN) 12013301 x4 7x13.2x13 (ESC-EX)	15058100 ⌄ 45x57x9.5 ⌄ 15058200 ⇔ 76x95x8 ⌄	85007600 x8	93126200 (MONACO) 93126300 (DAKOTA)	
56004300	13126800 ⊕		59010900 (1986-1987) 59011000 (1988-1995) 23004000	57027000 12013400 x8 7.2x10.7x13.9	15058400 35x52x8 ⌄ 15058500 35x53.5x7.5 ⌄ 15058600 ⌄ 29x41x6 ⌄ 15059100 ⇔ 91x111x10 ⌄	85007800 x8		
11068300	13126800 ⊕		59011000 23004000	57027000 12013400 x8 7.2x10.7x13.9	15058400 35x52x8 ⌄ 00778000 36x53.5x23.5 15058600 ⌄ 29x41x6 ⌄ 15059100 ⇔ 91x111x10 ⌄	85007800 x8		
56013800	13089500	13046200 13066500 00686200	14040100 18001400	57023700 12011700 x8 7x12.9x13	15024000 ⌄ 48x68x11 ⌄ 15035600 ⇔ 80x96x7.5 ⌄	85004400 x8		
56013800	13089500	13066500	14040100	57023700 12011700 x8 7x12.9x13	15024000 ⌄ 48x68x11 ⌄ 15035600 ⇔ 80x96x7.5 ⌄	85004400 x8		
56013400	13101800	13051500 13066500	14040100 18001400	57023700 12011700 x8 7x12.9x13	15024000 ⌄ 48x68x11 ⌄ 15035600 ⇔ 80x96x7.5 ⌄	85004400 x8		

① = For one cylinder - Para un cilindro
 ⊕ = For one cylinder liner - Para una camisa
 ⌄ = Left side - Lado izquierdo
 ⇔ = Right side - Lado derecho

⊕ = Complete - Completo
 ⊕ = Intake/exhaust manifold - Colector admisión/escape
 ▲ = See specific catalogue of turbo components - Ver catálogo específico de componentes de turbo

	Sorted by Ordenado por ↓	C.C.	(CV) (HP)					SETS - JUEGOS				 (mm) X (mm) 		
					→	←		50	51	52	53		54	60
DIESEL SPRINTER TD 20V (DOHC)	60	2685	163	EX9		2002	88	50231900 52175000 54130900 81028200					 10128900 (MLS) (1.20) 10128910 ▲ (MLS) (1.40) 10199400 ▲ (MLS) (1.20) 10199410 ▲ (MLS) (1.40) ø89/ø89.5	
INTREPID V6 24V STRATUS V6 24V MAGNUM V6 24V AVENGER V6 24V JOURNEY V6 24V (DOHC)	61	2736 2736 2736 2736 2736	200 200 200 185 200	EER EER EER EER EER	10	1997 2001 2005 2009 2009	9 2004 2006	86 86 86 86 86	50223200 52208000 ⊙ 52293300 > 52293400 < 54125000 81050600 x2				 10150100 > (MLS) 10150200 < (MLS) ø87.5	
CHARGER V6 24V (DOHC)	62	2736	141	EER	4	2006	12	2010	86	50312400 52208000 ⊙ 52293300 > 52293400 < 54178300				 10150100 > (MLS) 10150200 < (MLS) ø87.5
AVENGER V6 24V AVENGER SE V6 24V AVENGER SXT V6 24V AVENGER R/T V6 24V (DOHC)	63	2736 2736 2736 2736	189	EER EER EER EER	6	2007 2008 2008 2010	2009 2010 2010	86 86 86 86	50312400 52208000 ⊙ 52293300 > 52293400 < 54178300 81050600 x2				 10150100 > (MLS) 10150200 < (MLS) ø87.5	
DIESEL CARAVAN TD 16V (DOHC)	64	2768	163	ENS		2008		97	51035800 ☒ 53030000 ☒ 54165200 81044300				 10187700 ▲ (MLS) (1.10) 10187710 ▲ (MLS) (1.20) 10187720 ▲ (MLS) (1.30) ø95	
DIESEL NITRO TD 16V (DOHC)	65	2768	177	ENS	6	2007		94	51035800 ☒ 53030000 ☒ 54165200 81044300				 10187700 ▲ (MLS) (1.10) 10187710 ▲ (MLS) (1.20) 10187720 ▲ (MLS) (1.30) ø95	

					NEW			
 56040700	 13152200 24022200x5	 13152300	 14090900	 57048500 12022300x20 6x9.5x8.5	 15084500 ⇐ 45x67x8 ⇐ 71003600 ⇨ ▲		 85004500 x20	 93169500 (ADM-IN) 93169600 (ESC-EX)
 56032500 > 56032600 <	 13183700x6 13183800x3	 13214000x2	 14089200	 57055000x2 12013600x24 5x10.9x18	 15081000 ⇐ 31.5x52x6.5 ⇐ 15076500 ⇨ 91x111x8 ⇐		 85012800 x24	 93126600 > (ADM-IN) 93126800 > (ESC-EX) 93126700 < (ADM-IN) 93126900 < (ESC-EX)
 56032500 > 56032600 <	 13183700x6 13183800x3	 13214000x2	 14096600	 57055000x2 12013600x24 5x10.9x18	 15081000 ⇐ 31.5x52x6.5 ⇐ 71008400 ⇨ ▲			
 56032500 > 56032600 <	 13183700x6 13183800x3	 13214000x2	 14096600	 57055000x2 12013600x24 5x10.9x18	 15081000 ⇐ 31.5x52x6.5 ⇐ 71008400 ⇨ ▲		 85012800 x24	 93126600 > (ADM-IN) 93126800 > (ESC-EX) 93126700 < (ADM-IN) 93126900 < (ESC-EX)
 75000100 ▲ 75000200 ▲	 13227600	 13227700	 14095700 14095800 Ⓢ 21031300	 57049200 12025200x16 5x8.3x9.75	 15092300 38x55x6.2 ⇐ 15088800 ⇐ 55x70x8 ⇐ 71007400 ⇨ ▲		 85019400 x16	
 75000100 ▲ 75000200 ▲	 13227600	 13227700	 14095700 14095800 Ⓢ 21031300	 57049200 12025200x16 5x8.3x9.75	 15092300 38x55x6.2 ⇐ 15088800 ⇐ 55x70x8 ⇐ 71007400 ⇨ ▲	 OP10364 (MANUAL) OP10451 (AUTOMATIC)	 85019400 x16	

● = For one cylinder - Para un cilindro
 ○ = For one cylinder liner - Para una camisa
 ⇐ = Left side - Lado izquierdo
 ⇨ = Right side - Lado derecho

Ⓢ = Complete - Completo
 Ⓢ = Intake/exhaust manifold - Colector admisión/escape
 Ⓢ = See specific catalogue of turbo components - Ver catálogo específico de componentes de turbo

	Sorted by Ordenado por ↓ c.c.	(CV) (HP)						SETS - JUEGOS				 (mm) X (mm)
				50	51			52	53	54	60	
 DIESEL NITRO 16V (DOHC)	66	2777	177	ENR	6	2007	94	51029400 ☒ 53024100 ☒ 54153600 60010500 ▲ 81040300 ▲	 10177200 ▲ (MLS) (1.32) 10177210 ▲ (MLS) (1.42) 10177220 ▲ (MLS) (1.52)	0 1 2		
MONACO V6 (SOHC/OHC) (No: 89615>)	67	2970	170	181CID		1990	1992	93	50167400 52154000 ◊ 52296900 ◊ 52297000 ◊ 54086200 60000300 81046400 x2	 10064500 > 10064400 < ø95		
CARAVAN LE V6 CARAVAN SE V6 CARAVAN MINI VAN V6 DYNASTY LE V6 DAYTONA V6 DYNASTY FWD V6 SPIRIT ES V6 SPIRIT V6 CARAVAN ES V6 CARAVAN V6 DAYTONA ES V6 SPIRIT LE V6 DAYTONA IROC V6 DYNASTY LS V6 SPIRIT HIGH LINE V6 (SOHC/OHC)	68	2972	143	6G72(181CID)		1987	1995	91.1	50122500 52108700 ◊ 52331300 > 52331300 > 54064400	 10079300 x2 ø93		
STEALTH R/T TURBO V6 24V STEALTH V6 24V STEALTH TURBO V6 24V (DOHC)	69	2972	225	6G72-T		1991	1994	91.1	50140000 52126000 ◊ 52333200 > 52333200 > 54073200	 10091300 x2 (MLS) ø92		
STRATUS R/T V6 24V STRATUS SE V6 24V STRATUS V6 24V (SOHC/OHC)	70	2972	203	EF7(6G72)		2001	2005	91.1	50218500 52202600 ◊ 52337300 > 52337300 > 54121800	 10145100 x2 (MLS) ø92		
 DIESEL SPRINTER TD V6 24V (DOHC)	71	2987	163	EXM		2007		83	50281800 52262500 ◊ 52321000 > 52321100 > 54161500 81052400 x2	 10170900 > (MLS) 10171000 < (MLS) ø84		
CARAVAN ES V6 DYNASTY LE V6 GRAND CARAVAN LE V6 GRAND CARAVAN SE V6 CARAVAN V6 DYNASTY V6 GRAND CARAVAN V6 CARAVAN LE V6 CARAVAN SE V6 DYNASTY LS V6 GRAND CARAVAN ES V6 INTREPID ES V6 INTREPID V6 CARAVAN SPORT V6 GRAND CARAVAN SPORT V6 (OHV)	72	3301	152/162	201(R00)		1990	1999	93	50160700 52147800 ◊ 52307200 ◊ 52307300 > 54083100 81049200 x2	 10108900 > 10109000 < ø96		

						NEW		
11111700	13216500 ⊕		14094900	57049200 12025200 x16 5x8.3x9.75	15081800 x2 30x47x7 ⌄ 15092300 ⌄ 38x55x6 ⌄	OP10451 (AUTOMATIC) OP10364 (MANUAL)	85020000 x16	
11038700 > 11028200 <	16029000 x6	13039200 x6	14045200 ⊕ 18001200	57056200 x2 12004500 x12 7x10.5x10.5	15020100 ⌄ 42x62x8 ⌄ 15036100 ⌄ 80x100x10 ⌄		85002400 x12	
56013900 x2	13089800 x2	13089900 x2 00686200 x2	14059100 ⊕ 18001000	57058500 x2 12011700 x12 7x12.9x13	15013300 x2 35x50x8 ⌄ 15048500 ⌄ 37x50.2x6 ⌄ 15048600 ⌄ 91x111x9 ⌄		85004400 x12	
56014000 x2	13107500 x2	13107600 x2 00686200 x2	⊕ 18001000	57056900 x2 12006700 x24 6x11.75x15	15008200 x4 30x42x7 ⌄ 15048500 ⌄ 37x50.2x6 ⌄ 15048600 ⌄ 91x111x9 ⌄		85004200 x24	
56014100 x2	00709600 13107300 x2	13127700 x2	⊕ 18001000	57057400 x2 12007901 x12 5x10.8x10 (ADM-IN) 12007900 x12 5.2x10.8x10 (ESC-EX)	15013300 x2 35x50x8 ⌄ 15048500 ⌄ 37x50.2x6 ⌄ 15048600 ⌄ 91x111x9 ⌄			
	13211500 x2	13211400 x2 01141300 01141400		57062600 x2 12025200 x24 5x8.3x9.75	15022200 ⌄ 45x67x8 ⌄ 71005300 ⌄ ▲		85009300 x24	
11068400 x2	13133600 00807500	13126900 x2 00796600 x2	14069500 ⊕ 23004000	57059300 x2 12013400 x12 7.2x10.7x13.9	15058600 ⌄ 29x41x6 ⌄ 15059100 ⌄ 91x111x10 ⌄		85009600 x12	

- = For one cylinder - Para un cilindro
- ⊕ = For one cylinder liner - Para una camisa
- ⌄ = Left side - Lado izquierdo
- > = Right side - Lado derecho
- ⊕ = Complete - Completo
- ⊕ = Intake/exhaust manifold - Colector admisión/escape
- ⌄ = See specific catalogue of turbo components - Ver catálogo específico de componentes de turbo

	Sorted by Ordenado por ↓ c.c.	(CV) (HP)					SETS - JUEGOS				 (mm) X (mm)
				→	←		50	51	52	53	
CARAVAN III V6 (OHV)	73 3301	182	EGA	2	2000	12	2000	93	50233300 52217400 ⊕ 52319000 > 52319100 < 54083100 81049200 x2	 10163800 > 10163900 < Ø94	
CARAVAN V6 (OHV)	74 3301	170	EGV		2008			93	50292700 52273900 ⊕ 52329100 > 52329200 < 54165300 81049200 x2	 10187900 > (MLS) 10187800 < (MLS) Ø94	
CARAVAN III V6 CARAVAN V6 (OHV)	75 3301 3301	182 179	EGA EGM	1 4	2001 2001	7 12	2003 2004	93 93	50388800 52426000 ⊕ 52426100 > 52426200 < 54219000 81049200 x2	 10187900 > (MLS) 10187800 < (MLS) Ø94	
CARAVAN V6 (OHV) (TAPA CULATA ACERO)	76 3301	182	EGA	7	2003	12	2004	93	50388800 52426000 ⊕ 52426100 > 52426200 < 54219000 81049200 x2	 10187900 > (MLS) 10187800 < (MLS) Ø94	
VOYAGER V6 CARAVAN V6 CARAVAN V6 GRAND VOYAGER V6 TOWN & COUNTRY V6 (OHV)	77 3301 3301 3301 3301 3301	174 179 182 182 182	EGA EGM EGA EGA EGA	1 1 1 1 1	2005 2005 2005 2005 2005	6 5 6 6 6	2007 2007 2007 2007 2007	93 93 93 93 93	50388900 52426300 ⊕ 52426400 > 52426500 < 54219000 81049200 x2	 10187900 > (MLS) 10187800 < (MLS) Ø94	
CARAVAN V6 (OHV) (TAPA CULATA PLASTICO)	78 3301	182	EGA	7	2003	12	2004	93	50388900 52426300 ⊕ 52426400 > 52426500 < 54219000 81049200 x2	 10187900 > (MLS) 10187800 < (MLS) Ø94	
SPRINTER V6 24V (DOHC)	79 3498	254	EG2		2007			92.9	50293000 52274200 ⊕ 52328700 > 52328800 < 54165500 81052500 x2	 10187500 > (MLS) 10187400 < (MLS) Ø94	

11098200 x2	1313600 00807500	00796600 x2	14069500 23004000	57059300 x2 12013400 x12 7.2x10.7x13.9	15058600 ⇐ 29x41x6 ⌄ 15059100 ⇒ 91x111x10 ⌄		85009600 x12	
11111800 x2	13216600 01163200 x6	01209800 x2	14069500	57054900 x2 12028100 x12 6.5x10.7x13.9	15058600 ⇐ 29x41x6 ⌄ 71005900 ⇒ ▲			
							85009600 x12	
11123500 x2	13216600 01163200 x6	01163300 x2 01262100	14069500	57054900 x2 12028100 x12 6.5x10.7x13.9	15058600 ⇐ 29x41x6 ⌄ 71005800 ⇒ ▲		85009600 x12	
							85009600 x12	
11123500 x2	13216600 01163200 x6	01163300 x2 01262100	14069500	57054900 x2 12028100 x12 6.5x10.7x13.9	15058600 ⇐ 29x41x6 ⌄ 71005800 ⇒ ▲		85009600 x12	
							85009600 x12	
11111800 x2	13216600 01163200 x6	01163300 x2 01262100	14069500	57054900 x2 12028100 x12 6.5x10.7x13.9	15058600 ⇐ 29x41x6 ⌄ 71005800 ⇒ ▲		85009600 x12	
							85009600 x12	
11111800 x2	13216600 01163200 x6	01163300 x2 01262100	14069500	57054900 x2 12028100 x12 6.5x10.7x13.9	15058600 ⇐ 29x41x6 ⌄ 71005800 ⇒ ▲		85009600 x12	
75000100 ▲ 75000200 ▲	13227200 ▶ 13211700 ◀	13227300 x2	75000100 ▲ 75000200 ▲	57062600 x2 12025200 x24 5x8.3x9.75	15084500 ⇐ 45x67x8 ⌄ 71006500 ⇒ ▲			

● = For one cylinder - Para un cilindro
 ○ = For one cylinder liner - Para una camisa
 ▲ = Left side - Lado izquierdo
 ▼ = Right side - Lado derecho

⊙ = Complete - Completo
 ⊕ = Intake/exhaust manifold - Colector admisión/escape
 ⊞ = See specific catalogue of turbo components - Ver catálogo específico de componentes de turbo

	 13127000 x2 00778900	 13127100 x2	 14069600 23004000	 57059400 x2 12013500 x24 6x11.3x16.5	 15058700 x2 36x49.5x7 15058600 29x41x6 15059100 91x111x10	NEW	 85011900 > x6 (ADM-IN) 85012000 > x6 (ESC-EX) 85011800 < x6 (ADM-IN) 85012100 < x6 (ESC-EX)	
	 13171700 x2 00986200		 14087400	 57059400 x2 12013500 x24 6x11.3x16.5	 15058700 x2 36x49.5x7 15058600 29x41x6 15076500 91x111x8		 85011900 > x6 (ADM-IN) 85011800 < x6 (ADM-IN) 85012200 x6 (ESC-EX)	 93127300 > 93127400 <
	 13171700 x2 00986200 01209900	 13227800 x2 01210000	 14095900	 57059400 x2 12013500 x24 6x11.3x16.5	 15058700 x2 36x49.5x7 15058600 29x41x6 71007500		 85011900 > x6 (ADM-IN) 85011800 < x6 (ADM-IN) 85012200 x6 (ESC-EX)	
 56058300 > 56058400 <	 13261400 x6 13261500 x6	 13261600 x2		 57062600 x2 12025200 x24 5x8.3x9.75	 15084500 < 45x67x8 71011300 71011300 =>		 85009300 x24	
 11102300 > 11102400 <	 13200500 x6	 13200600 > 13200700 <	 14091700	 57055100 x2 12023000 x12 6x11.5x18.5	 15086200 < 46x72x8.5 15086300 100x120x9.5		 85017400 x12	
 11111900 > 11112000 <	 13200500 x6	 13200600 > 13200700 <	 14091700	 57055100 x2 12023000 x12 6x11.5x18.5	 15086200 < 46x72x8.5 15086300 100x120x9.5		 85018600 x12	
 11068400 x2	 13133600 00807500	 13126900 x2 00796600 x2	 14069500 23004000	 57059300 x2 12013400 x12 7.2x10.7x13.9	 15058600 < 29x41x6 15059100 91x111x10		 85009600 x12	

● = For one cylinder - Para un cilindro
 ○ = For one cylinder liner - Para una camisa
 ◀ = Left side - Lado izquierdo
 ▶ = Right side - Lado derecho

⊙ = Complete - Completo
 ⊕ = Intake/exhaust manifold - Colector admisión/escape
 ⊞ = See specific catalogue of turbo components - Ver catálogo específico de componentes de turbo

	Sorted by Ordenado por ↓	(CV) (HP)							SETS - JUEGOS				 (mm) X (mm)
				c.c.	→				←	50 52 54 81	51 53 60	6 6	
CARAVAN AWD V6 CARAVAN V6 CARAVAN AWD V6 CARAVAN V6 GRAND CARAVAN V6 (OHV)	87	3778 3778 3778 3778 3778	209 209 218 218 201	EGH EGH EGH EGH EGH	1 1 1 1 6	2005 2005 2005 2005 2007	6 6 6 6 6	2007 2007 2007 2007 2007	96 96 96 96 96	50388600 52425400 ⊕ 52425500 > 52425600 < 54219000 81049200 x2	 10177400 >(MLS) 10177500 <(MLS) ø97		
CARAVAN AWD V6 CARAVAN V6 CARAVAN AWD V6 CARAVAN V6 (OHV) (TAPA CULATA PLASTICO)	88	3778 3778 3778 3778	209 209 218 218	EGH EGH EGH EGH	1 1 1 1	2004 2004 2004 2004	12 12 12 12	2004 2004 2004 2004	96 96 96 96	50388600 52425400 ⊕ 52425500 > 52425600 < 54219000 81049200 x2	 10177400 >(MLS) 10177500 <(MLS) ø97		
CARAVAN AWD V6 CARAVAN V6 CARAVAN AWD V6 CARAVAN V6 (OHV)	89	3778 3778 3778 3778	209 209 218 218	EGH EGH EGH EGH	1 1 1 1	2001 2001 2001 2001	12 12 12 12	2003 2003 2003 2003	96 96 96 96	50389300 52427000 ⊕ 52427100 > 52427200 < 54219000 81049200 x2	 10177400 >(MLS) 10177500 <(MLS) ø97		
CARAVAN AWD V6 CARAVAN V6 CARAVAN AWD V6 CARAVAN V6 (OHV) (TAPA CULATA ACERO)	90	3778 3778 3778 3778	209 209 218 218	EGH EGH EGH EGH	1 1 1 1	2004 2004 2004 2004	12 12 12 12	2004 2004 2004 2004	96 96 96 96	50389300 52427000 ⊕ 52427100 > 52427200 < 54219000 81049200 x2	 10177400 >(MLS) 10177500 <(MLS) ø97		
RAM PICK-UP V6 RAM VAN V6 (OHV)	91	3908 3908	174 174	EHC EHC	1 8	1993 1993	8 9	2002 2003	99.3 99.3	52248700 ⊕ 52338700 > 52338700 <	 10169500 x2 ø101.5		
DAKOTA AWD V6 DAKOTA SLT V6 DAKOTA V6 DAKOTA V6 (OHV)	92	3908 3908 3908 3908	174 174 174 177	EHC EHC EHO EHC	10 10 10 7	1995 1995 1995 1998	9 9 9 12	2003 2003 2003 2001	99.3 99.3 99.3 99.3	50389200 52248700 ⊕ 52338700 > 52338700 < 54219400	 10169500 x2 ø101.5		
NITRO 4WD V6 24V (SOHC/OHC)	93	3952	260	EGS	6	2007			96	50388100 52424700 ⊕ 52424800 > 52424900 < 54165400 81050400 x2	 10139500 >(MLS) 10139600 <(MLS) ø97		
DAKOTA PICK-UP V8 16V RAM 2500 V8 16V (SOHC/OHC)	94	4701 4701	235 235	EVA EVA		2002		2005 2005	93 93	50267700 52249100 ⊕ 52320600 > 52320700 < 54146500	 10170000 x2 (MLS) ø98.5		
DURANGO AWD V8 16V DURANGO V8 16V DURANGO V8 16V RAM 1500 PICK-UP V8 16V RAM 1500 PICK-UP V8 16V (OHV)	95	4701 4701 4701 4701 4701 4701	234 234 234 238 238 238	EVA EVO EVA EVA EVA EVO	11 11 11 9 9 9	2003 2003 2003 2006 2006 2006	12 12 12 12 12 12	2007 2007 2007 2007 2007 2007	93 93 93 93 93 93	50389000 52426600 ⊕ 52426700 > 52426800 < 54146500 81063800 x2	 10217700 x2 (MLS) ø98		

						NEW		
11111800 x2	13216600 01163200 x6	01163300 x2 01262100	14069500	57054900 x2 12028100 x12 6.5x10.7x13.9	15058600 ⇐ 29x41x6 ⌄ 71005800 ⇨ ▲			
11111800 x2	13216600 01163200 x6	01163300 x2 01262100	14069500	57054900 x2 12028100 x12 6.5x10.7x13.9	15058600 ⇐ 29x41x6 ⌄ 71005800 ⇨ ▲			
11123500 x2	13264900 x2 13216600	01163300 x2 01262100	14069500	57054900 x2 12028100 x12 6.5x10.7x13.9	15058600 ⇐ 29x41x6 ⌄ 71005800 ⇨ ▲			
11123500 x2	13264900 x2 13216600	01163300 x2 01262100	14069500	57054900 x2 12028100 x12 6.5x10.7x13.9	15058600 ⇐ 29x41x6 ⌄ 71005800 ⇨ ▲			
11107800 x2	13208800 x2			57059100 x2 12013300 x6 7x13.2x13 (ADM-IN) 12013301 x6 7x13.2x13 (ESC-EX)			85007900 x12	
11107800 x2	13208800 x2		14102500	57059100 x2 12013300 x6 7x13.2x13 12013301 x6 7x13.2x13	61000400 ⇨ 69x83x8 ⌄		85007900 x12	
56060200 x2	13171700 x2	13227800 x2 01398400	14095900	57059400 x2 12013500 x24 6x11.3x16.5	15058700 x2 36x49.5x7 ⌄ 15058600 ⇐ 29x41x6 ⌄ 71007500 ⇨ ▲		85017400 x24	
11108000 > 11108100 <	13200500 x8	13209800 > 13209900 <	14093000 ▲	57062100 x2 12023000 x16 6x11.5x18.5	15086200 ⇐ 46x72x8.5 ⌄ 15086300 ⇨ 100x120x9.5 ⌄		85017400 x16	
11139100 > 11139200 <	13200500 x8	13264700 > 13264800 <		57062100 x2 12023000 x16 6x11.5x18.5	15086200 ⇐ 46x72x8.5 ⌄ 15086300 ⇨ 100x120x9.5 ⌄		85017400 x16	

● = For one cylinder - Para un cilindro
 ○ = For one cylinder liner - Para una camisa
 ▲ = Left side - Lado izquierdo
 ▼ = Right side - Lado derecho

⊙ = Complete - Completo
 ⊕ = Intake/exhaust manifold - Colector admisión/escape
 ⊞ = See specific catalogue of turbo components - Ver catálogo específico de componentes de turbo

	Sorted by Ordenado por ↓ c.c.	(CV) (HP)					SETS - JUEGOS		 (mm) X (mm)
96 DAKOTA V8 16V DURANGO V8 16V POWER RAM V8 16V RAM V8 16V SERIES 100 V8 16V SERIES 150 V8 16V SERIES 250 V8 16V SERIES 350 V8 16V (OHV)	5210 5210 5210 5210 5210 5210 5210 5210 5210 5210	215/223 215/223 215/223 215/223 215/223 215/223 215/223 215/223 215/223 215/223	318 318 318 318 318 318 318 318 318 318	1992 1992 1992 1992 1992 1992 1992 1992 1992 1992	1996 1996 1996 1996 1996 1996 1996 1996 1996 1996	99.3 99.3 99.3 99.3 99.3 99.3 99.3 99.3 99.3 99.3	50161000 52148100 ◊ 52335100 > 52335100 < 54083300	 10109500 x2 ⌀105.5	
DIESEL 97 DODGE RAM 2500 (Brasil)	5883	330	6BT5.9	2007		102	50321900 52356400 54184300	 10201700 (MLS) (1.05) 10201710 ▲ (MLS) (1.15) ⌀107	

						NEW		
11068600 x2	13127200 x2	13127300 x2	14069700 23004000	57059200 x2 12013300 x8 7x13.2x13 (ADM-IN) 12013301 x8 7x13.2x13 (ESC-EX)	15058800 ⇐ 55x79/81x16 ⇌ 61000400 ⇨ 69x83x8 ↵		85007900 x16	
				57065800 12031700 x12 6.5x12.4x15.85 (ADM-IN) 12031600 x12 6.2x12.4x15.85 (ESC-EX)	15096800 ⇐ 70x100x12.5/16 ⇌ 15096700 ⇨ 130x155x12.5/16 ↵			
56050900		13232400 x6	14097300					

= For one cylinder - Para un cilindro
 = For one cylinder liner - Para una camisa
 = Left side - Lado izquierdo
 = Right side - Lado derecho

= Complete - Completo
 = Intake/exhaust manifold - Colector admisión/escape
 = See specific catalogue of turbo components - Ver catálogo específico de componentes de turbo

TRAINING & TECHNICAL ASSISTANCE DEPARTMENT

DEPARTAMENTO DE FORMACIÓN Y ASISTENCIA TÉCNICA
DEPARTEMENT DE FORMATION ET ASSISTANCE TECHNIQUE
TECHNISCHE UNTERSTÜTZUNG UND AUSBILDUNGABTEILUNG
DEPARTAMENTO DO FORMAÇÃO Y ASSJSTÊNCIA TECNICA
ОТДЕЛ ОБУЧЕНИЯ И ТЕХНИЧЕСКОЙ ПОДДЕРЖКИ
培训和技術支持部門

+34 - 967 216 212 (Albacete - España)

e-mail: customerservice@ajusa.es



Worldwide Headquarters

Parque Empresarial Ajusa, Calle 1, nº 1 - CM 332, Km. 2,2 - 02006 ALBACETE (Spain)

Apdo. / P.O. Box 415 (02080)

Tel: + 34 - 967 216 212 - Fax: +34 - 967 216 214 - 967 240 499 - e-mail: ajusa@ajusa.es



Brazil

Ajusa Brazil

Rua Conselheiro Amaral, 90 - Vila Jaguara - Cep 05116-80 - SAO PAULO, SP (Brasil)

Tel: +55(11) 3622 5353 - Fax: +55(11) 3622 5353 - e-mail: ajusadobrasil@ajusa.com.br

www.ajusa.com.br



Russia

Ajusa Russia

p/o Voskresenskoe, a/ya. 19 - Leninsky rayon - 142791 Moscovskaya oblast (Russia)

Tel: + 7 (499) 608-06 81 - Tel / Fax: + 7 (495) 933-80 11 - e-mail: ajusa@inbox.ru

www.ajusa.ru



Mexico

Ajusa Mexico

Calle Lago Ladoga, 295-A - Colonia Anahuac, Deleg. Miguel Hidalgo MÉXICO, D.F. CP 11320 (México)

Tel / Fax: + 52 - 55 5254 2332 - e-mail: ajusamexico@ajusa.com.mx

www.ajusa.com.mx



Northamerica

Ajusa Northamerica

Partnership CRP Industries Inc

35 Commerce Drive - Cranbury, NJ 08512 - Toll Free 800 526-4066

Tel: 609 578-4100 - Fax: 609 655-5300 - e-mail: info@crpindustries.com

www.ajusaparts.com



United Kingdom

Ajusa United Kingdom

Unit 36, Hortonwood 33, Telford, TF1 7EX, United Kingdom

Tel: +44 (0)1952 608 771 - e-mail: info@ajusa.co.uk

www.ajusa.co.uk

www.ajusa.es

www.ajusa.es

