




## Spezifikation für Fahrzeuge

Specification for cars / Спецификация автомобилей



+

## Spezifikation für Fahrzeuge

Specification for cars / Спецификация автомобилей



# NANOGraphit

FOR EXTRA LONG LIFE

Das NANO-Graphit legt sich wie Schuppen über den Wischergummi, lässt das Wasser und den Schmutz noch besser abperlen und schützt optimal vor den Witterungseinflüssen (Sonne, Wasser, Frost).

NANO-Graphit garantiert eine noch optimalere Wischleistung, längere Nutzungsdauer und bessere Geschmeidigkeit.

The NANO-graphite covers the wiper rubber like scales, makes the rubber water and dirt repellent and protects much better from sun, water and frost influences.



NANO-graphite guarantees a more optimal wiping performance, an increased life time and a longer smoothness.

NANO-Graphit ложится слоистой структурой на резину щётки стеклоочистителя и тем самым способствует лучшей защите от воды и грязи. NANO-Graphit оптимально защищает резину наших щеток стеклоочистителя от климатических воздействий - солнца, мороза и воды.

Таким образом, NANO-Graphit способствует оптимальной работе наших стеклоочистителей и более длительному сроку их службы. Резина щёток стеклоочистителя остаётся более эластичной.



Art. 300 720  
CENTRAL LOCK - CL





# QUALITÄTS-WISCHERBLÄTTER




alca® Scheibenwischer zum zweiten Mal in Folge: „Scheibenwischer des Jahres“!

alca® Scheibenwischer zum zweiten Mal in Folge: „Scheibenwischer des Jahres“!

alca® wiper blades are awarded „best wiper blades of the year“ 2nd time in a row!

щётки alca® признаны лучшими второй год подряд!

## REAR CLASSIC



## SUPER FLAT





## UNIVERSAL



## SPOILER



## SPECIAL



## WINTER





**Bitte beachten Sie:**

In allen Einzelverpackungen ist der HOOK ONE-Adapter (B1) enthalten. Dieser Adapter ist geeignet für alle Fahrzeuge mit Wischerarm Typ Haken. In allen Einzelverpackungen der Größen 330mm/13", 350mm/14", 380mm/15", 500mm/20" und 530mm/21" ist außerdem ein Adapter G1 enthalten, der hauptsächlich für Fahrzeuge Typ Lada geeignet ist. Die Karte enthält Hinweise zur Verwendung unserer Wischerblätter. Viele Fahrzeughersteller ändern jedoch häufig Bauart und Befestigung der Wischerblätter, so dass wir für die Richtigkeit nicht garantieren können. Bitte prüfen Sie vor dem Kauf, ob dieses Wischerblatt für Ihr Fahrzeug geeignet ist.

**Attention please:**

All colour boxes include HOOK ONE-adapter (B1), which is suitable for all cars with hook-type wiper-arm. All colour boxes of sizes 330mm/13", 350mm/14", 380mm/15", 500mm/20" and 530mm/21" include an additional adapter G1, which is mainly suitable for Lada cars. Survey could help you to use our wiper blades. However, many car producers change construction and fixing of wiper blades frequently. That is why we cannot guarantee the correctness. Before buying, please check what sort of wiper blade is needed for your car.

**Пожалуйста, обратите внимание:**

Во всех отдельных упаковках щётки включён HOOK ONE адаптер (B1). Этот адаптер подходит для всех автомобилей с поводком стеклоочистителя типа крючка. Во всех отдельных упаковках размеров 330мм/13", 350мм/14", 380мм/15", 500мм/20" и 530мм/21" кроме того находится адаптер G1, который преимущественно подходит для автомобилей Lada. Эта спецификация включает указания по использованию наших щёток стеклоочистителя. Многие автопроизводители часто меняют конструкцию и вид крепления щеток стеклоочистителя, поэтому мы не всегда можем гарантировать правильность данных. Пожалуйста, проверяйте перед покупкой, подходит ли эта щётка для вашего автомобиля.

Legend:

Spezialadapter sind notwendig und separat erhältlich. The following Special adapters are required and available separately. Следующие специальные адаптеры необходимы, продаются отдельно.

Symbol	Art.-nr.	Product	Adapter	Information
<b>Frontwischer / windscreen wiper / Передняя щётка</b>				
SL	300 120	SIDE LOCK-Adapter	separat erhältlich separately / отдельно	
TL			separat erhältlich separately / отдельно	
TL <sup>BF</sup>	300 220	TOP LOCK-Adapter	separat erhältlich separately / отдельно	Butterfly-System z.B. FORD FOCUS Eine Anleitung zum Kappenwechsel finden Sie auf Seite 81. Instruction to change the cap of the TOP LOCK, see page 81. Инструкции по изменению крышки TOP LOCK на стр. 81.
PT	300 320	PINCH TAB-Adapter	separat erhältlich separately / отдельно	
BL	300 420	BAYONET LOCK-Adapter	separat erhältlich separately / отдельно	
ST	300 520	SLIM TOP-Adapter	separat erhältlich separately / отдельно	
ST <sup>SL</sup>			separat erhältlich separately / отдельно	z.B. Mini-SIDE LOCK-Wischerarm z.B. MERCEDES-BENZ E-CLASS (W212 / 207)
FT	300 620	FLAT TAB-Adapter	separat erhältlich separately / отдельно	
CL	300 720	CENTRAL LOCK-Adapter	separat erhältlich separately / отдельно	
TR		TRUCK-Wischerblatt TRUCK-wiper blade / TRUCK-щетка	inklusive inclusive / включён	TRUCK-Wischer notwendig TRUCK wiper blade necessary / TRUCK щётка необходимд
B1		Frontwischer windscreen wiper / передняя щётка	inklusive inclusive / включён	HOOK ONE Adapter HOOK ONE adapter / HOOK ONE адаптер
<b>Heckwischer / rear wiper / стеклоочиститель заднего стекла</b>				
RA		<b>REAR</b> CLASSIC Heckwischer rear wiper / задняя щётка	inklusive inclusive / включён	
RB		<b>REAR</b> CLASSIC Heckwischer rear wiper / задняя щётка	inklusive inclusive / включён	
RD		<b>REAR</b> CLASSIC Heckwischer rear wiper / задняя щётка	inklusive inclusive / включён	
RD+		<b>REAR</b> CLASSIC Heckwischer rear wiper / задняя щётка	inklusive inclusive / включён	RD+ Adapter immer in Kombination mit RD Adapter nutzen. Please use always the RD+ adapter in combination with the RD adapter. Пожалуйста всегда используйте адаптер RD+ в комбинации с RD.
RG		<b>REAR</b> CLASSIC Heckwischer rear wiper / задняя щётка	inklusive inclusive / включён	

# Spezifikation für Fahrzeuge

Specification for cars / Спецификация автомобилей



Car-Type	anno			Adapter			Adapter				
		cm	inch		cm	inch		cm	inch	Adapter	
<b>ALFA ROMEO</b>											
33 (905)	83 → 93	45	18	B1	45	18	B1				
33 (907A)	90 → 94	45	18	B1	45	18	B1				
33 Sportwagon (905A)	84 → 89	45	18	B1	45	18	B1				
33 Sportwagon (907B)	90 → 94	45	18	B1	45	18	B1				
75 (162B)	85 → 92	43	17	B1	43	17	B1				
90 (162)	84 → 87	45	18	B1	45	18	B1				
147 (937)	00 → 04	56	22	B1	40	16	B1				
	05 → 10	56	22	SL	40	16	SL				
155 (167)	92 → 97	53	21	B1	48	19	B1				
156 (932)	97 → 05	53	21	B1	50	20	B1				
159	05 → 11	58	23	SL	45	18	SL				
164 (164)	87 → 98	53	21	B1	53	21	B1				
166 (936)	98 → 07	53	21	B1	48	19	B1				
1750-2000	68 → 75	33	13	B1	33	13	B1				
ALFASUD (901)	72 → 84	40	16	B1	40	16	B1				
ALFASUD Giardinetta (904)	78 → 81	40	16	B1	40	16	B1				
ALFASUD Sprint (902.A)	76 → 89	43	17	B1	43	17	B1				
ALFETTA	72 → 84	43	17	B1	43	17	B1				
ALFETTA GT/GTV	74 → 76	43	17	B1	43	17	B1				
	76 → 86	45	18	B1	45	18	B1				
ARNA (920)	83 → 86	50	20	B1	50	20	B1				
BRERA	05 → 10	58	23	SL	45	18	SL				
GIULIETTA (116)	77 → 85	43	17	B1	43	17	B1				
GIULIETTA (940)	10 →	58	23	TL	45	18	TL	C35	C14	RD	
GT	03 → 05	56	22	B1	40	16	B1				
	05 → 10	56	22	SL	40	16	SL				
GTV (916)	94 → 05	56	22	B1	50	20	B1				
MITO	08 →	65	26	PT	38	15	PT	C30	C12	RD	
MONTREAL	72 → 79	43	17	B1	43	17	B1				
SPIDER	86 → 94	43	17	B1	43	17	B1				

**A**

B

C

D

E

F

G

H

I

J

K

L

M

N

O

P

Q

R

S

T

U




V

W

X

Y

Z

Car-Type	anno			Adapter			Adapter			Adapter
		cm	inch		cm	inch		cm	inch	
<b>... ALFA ROMEO</b>										
SPIDER	94 → 05	56	22	B1	-	-				
	06 → 10	58	23	SL	45	18	SL			
<b>ASTON MARTIN</b>										
DB9 Vantage / Volante 5.9 V12	08 →	65	26	TL	50	20	TL			
DBS Vantage / Volante - 5.9 V12	07 →	65	26	TL	50	20	TL			
RAPIDE Coupé - 5.9	10 →	65	26	TL	50	20	TL			
V8 Vantage / Roadster - 4.7	08 →	65	26	TL	50	20	TL			
V12 Vantage Coupé - 5.9 V12	09 →	65	26	TL	50	20	TL			
VIRAGE Vantage / Volante - 5.9	11 →	65	26	TL	50	20	TL			
<b>AUDI</b>										
80	86 → 00	53	21	B1	53	21	B1			
90	84 → 91	53	21	B1	53	21	B1			
100	82 → 94	53	21	B1	53	21	B1			
200	83 → 91	53	21	B1	53	21	B1			
A1	10 →	60	24	ST	38	15	ST			
A1 Sportback	11 →	60	24	ST	38	15	ST			
A2	99 → 02	70	28	TR	-	-				
	01 → 05	70	28	SL	-	-				
A3	96 → 03	53	21	B1	48	19	B1	C35	C14	RD+
	03 → 04	60	24	SL	48	19	SL			
	04 → 12	60	24	PT	48	19	PT			
	12 →	60	24	ST	48	19	ST			
A3 Sportback	12 →	65	26	ST	45	18	ST			
A3 Cabrio	14 →	65	26	ST	45	18	ST			
A4	95 → 01	53	21	B1	53	21	B1			
	01 → 03	56	22	B1	56	22	B1			
	03 → 08	56	22	CL	56	22	CL			
	08 →	60	24	ST	50	20	ST			
A4 Avant	95 → 01	53	21	B1	53	21	B1	C35	C14	RD+
	04 → 08	56	22	CL	56	22	CL			






# Spezifikation für Fahrzeuge

Specification for cars / Спецификация автомобилей



Car-Type	anno			Adapter			Adapter			
		cm	inch		cm	inch		cm	inch	Adapter
A4 Avant	08 →	60	24	ST	50	20	ST			
A4 Cabrio	02 → 03	56	22	B1	56	22	B1			
	03 → 09	56	22	CL	56	22	CL			
A4 allroad quattro	09 →	60	24	ST	50	20	ST			
A5	08 →	60	24	ST	50	20	ST			
A6	94 → 01	56	22	B1	56	22	B1			
	05 → 10	56	22	FT	56	22	FT			
	11 →	65	26	ST	53	21	ST			
A6 allroad quattro	01 → 05	53	21	CL	53	21	CL			
	06 → 12	56	22	FT	56	22	FT			
	12 →	65	26	ST	53	21	ST			
A6 Avant	08 → 12	65	26	ST	53	21	ST			
	12 →	60	24	ST	50	20	ST			
A7	12 →	60	24	ST	50	20	ST			
A8	94 → 02	56	22	B1	56	22	B1			
	02 → 10	58	23	CL	58	23	CL			
	10 →	70	28	ST	50	20	ST			
COUPE (B2)	80 → 83	45	18	B1	45	18	B1			
	83 → 88	53	21	B1	53	21	B1			
COUPE (B3)	88 → 96	56	22	B1	56	22	B1			
QUATTRO	80 → 83	45	18	B1	45	18	B1			
	83 → 91	53	21	B1	53	21	B1			
RS 5	13 →	60	24	ST	50	20	ST			
S8	14 →	65	26	ST	50	20	ST			
TT	98 → 03	53	21	B1	53	21	B1			
	03 → 06	53	21	SL	53	21	SL			
	06 → 14	56	22	PT	53	21	PT			
	14 →	60	24	ST	50	20	ST			
Q3	11 →	60	24	ST	53	21	ST			
Q5	08 →	60	24	ST	50	20	ST			
	12 →	65	26	ST	50	20	ST			

A  
B  
C  
D  
E  
F  
G  
H  
I  
J  
K  
L  
M  
N  
O  
P  
Q  
R  
S  
T  
U  
V  
W  
X  
Y  
Z

Car-Type	anno			Adapter			Adapter			Adapter
		cm	inch		cm	inch		cm	inch	
<b>... AUDI</b>										
Q7	06 →	65	26	PT	65	26	PT			
V8	88 → 91	53	21	B1	53	21	B1			
V8	91 → 94	56	22	B1	56	22	B1			
<b>BENTLEY</b>										
AZURE	95 → 06	56	22	B1	56	22	B1			
ARNAGE 2	99 → 09	60	24	B1	60	24	B1			
<b>BMW</b>										
1 (E81, E82, E87, E88)	04 → 10	50	20	PT	50	20	PT			
1 (F20, F21)	11 →	56	22	PT	45	18	PT	C30	C12	RA
2 (F22)	14 →	65	26	TL	48	19	TL			
2 Active Tourer (F45)	14 →	56	22	PT	45	18	PT	30	12	RB
3 (E30)	82 → 94	50	20	B1	50	20	B1	45	18	B1
3 (E36)	90 → 99	53	21	B1	50	20	B1	C35	C14	RD+
3 Touring (E36)	95 → 99	53	21	B1	50	20	B1	C35	C14	RD+
3 Compact (E36)	94 → 96	50	20	B1	50	20	B1	45	18	B1
3 Compact (E36)	96 → 00	53	21	B1	50	20	B1	45	18	B1
3 (E46)	97 → 06	60	24	B1	50	20	B1			
3 (E90)	05 → 09	60	24	SL	48	19	SL			
	09 → 12	60	24	PT	45	18	PT			
3 (F30)	12 →	60	24	PT	45	18	PT			
3 Touring (F30)	12 →	60	24	PT	45	18	PT			
4 Coupe / Cabrio (F32)	13 →	60	24	PT	45	18	PT			
5 (E12)	72 → 81	45	18	B1	45	18	B1			
5 (E28)	80 → 90	45	18	B1	45	18	B1			
5 (E34)	88 → 96	60	24	B1	60	24	B1			
5 Touring (E34)	90 → 96	60	24	B1	60	24	B1	48	19	B1
5 (E60)	03 → 10	60	24	PT	58	23	PT			
5 Touring (E61)	04 → 10	60	24	PT	58	23	PT	C35	C14	RD+
6 (E24)	76 → 90	45	18	B1	45	18	B1			
6 (E63, E64)	04 → 10	60	24	PT	58	23	PT			

# Spezifikation für Fahrzeuge

Specification for cars / Спецификация автомобилей






Car-Type	anno			Adapter			Adapter			Adapter
		cm	inch		cm	inch		cm	inch	
6 (F06, F12, F13)	11 →	65	26	SL	43	17	SL			
7 (E23)	77 → 86	45	18	B1	45	18	B1			
7 (E32)	86 → 94	60	24	B1	60	24	B1			
7 (E38)	93 → 01	60	24	B1	60	24	B1			
7 (E65/66)	01 → 08	60	24	B1	60	24	B1			
7 (F01/02)	08 →	65	26	ST <sup>SL</sup>	48	19	ST <sup>SL</sup>			
X1 (E84)	09 →	60	24	PT	45	18	PT			
X3 (E83)	04 → 10	56	22	B1	50	20	B1			
X3 (F25)	10 →	65	26	SL	50	20	SL			
X4 (F26)	14 →	65	26	SL	50	20	SL	C30	C12	RB
X5 (E53)	00 → 06	60	24	B1	53	21	B1			
X5 (E70)	07 → 12	60	24	PT	50	20	PT			
X5 (F15)	13 →	60	24	B1	50	20	B1	C30	C12	RB
X6 (E71)	08 → 12	60	24	SL	50	20	SL			
X6 (E71)	12 →	60	24	TL	50	20	TL			
Z1	88 → 91	50	20	B1	50	20	B1			
Z3	95 → 02	50	20	B1	50	20	B1	C30	C12	RD+
Z4	02 → 08	53	21	B1	50	20	B1			
Z4 Coupe (E86)	06 → 08	53	21	B1	50	20	B1			
Z4 Roadster (E89)	09 →	53	21	B1	50	20	B1			
Z8	00 → 03	53	21	B1	53	21	B1			
<b>BRILLIANCE</b>										
BC3 Coupe	09 →	50	20	B1	50	20	B1			
BS2 Hatchback	08 →	53	21	B1	45	18	B1			
BS4 Saloon, Station Wagon	08 →	50	20	B1	50	20	B1			
BS6 Saloon	08 →	50	20	B1	50	20	B1			
<b>CADILLAC</b>										
BLS	06 → 10	58	23	PT	58	23	PT			
CTS	02 → 07	56	22	B1	53	21	B1			
CTS	08 →	56	22	B1	48	19	B1			
DEVILLE	93 → 05	53	21	B1	53	21	B1			

A  
B  
C  
D  
E  
F  
G  
H  
I  
J  
K  
L  
M  
N  
O  
P  
Q  
R  
S  
T  
U  
V  
W  
X  
Y  
Z



A  
B  
C  
D  
E  
F  
G  
H  
I  
J  
K  
L  
M  
N  
O  
P  
Q  
R  
S  
T  
U  
V  
W  
X  
Y  
Z

Car-Type	anno			Adapter			Adapter	REAR CLASSIC-C 		Adapter	
		cm	inch		cm	inch		cm	inch		
<b>... CADILLAC</b>											
ESCALADE SUV (GMT400)	98 → 06	58	23	B1	58	23	B1				
ESCALADE SUV (GMT900)	06 →	56	22	B1	56	22	B1				
SEVILLE	97 → 04	53	21	B1	53	21	B1				
SRX SUV	03 → 09	56	22	B1	53	21	B1				
STS	05 → 11	56	22	B1	53	21	B1				
XLR	04 → 09	50	20	B1	50	20	B1				
<b>CHEVROLET/DAEWOO</b>											
ALERO	99 → 04	56	22	B1	43	17	B1				
AVEO	06 → 11	56	22	B1	40	16	B1	C35	C14	RD+	
AVEO / SONIC	11 →	65	26	PT	38	15	PT	C25	C10	RA	
BLAZER	00 → 05	53	21	B1	50	20	B1				
CAMAROO	09 →	60	24	B1	53	21	B1				
CAPTIVA	06 → 11	60	24	B1	40	16	B1				
CORVETTE	97 → 04	56	22	B1	56	22	B1				
CRUZE	09 →	60	24	B1	45	18	B1	C35	C14	RA	
EPICA	06 → 11	53	21	B1	50	20	B1				
EVANDA	05 → 06	56	22	B1	50	20	B1				
HHR Wagon	07 → 09	45	18	B1	45	18	B1				
KALOS	05 → 11	56	22	B1	40	16	B1	C35	C14	RD+	
LACETTI	05 → 10	53	21	B1	48	19	B1				
LANOS	97 → 04	48	19	B1	48	19	B1				
MATIZ	05 → 10	53	21	B1	35	14	B1	C35	C14	RD+	
MALIBU	11 →	60	24	B1	48	19	B1				
NUBIRA	03 → 10	56	22	B1	48	19	B1				
ORLANDO	10 →	60	24	B1	48	19	B1	C25	C10	RA	
REZZO	00 → 08	60	24	B1	48	19	B1	C35	C14	RD+	
SPARK	10 →	56	22	B1	38	15	B1	C30	C12	RA	
TACUMA	00 → 08	60	24	B1	48	19	B1	C35	C14	RD+	
TAHOE	95 → 99	45	18	B1	45	18	B1				
TAHOE (B2W)	99 → 06	58	23	B1	58	23	B1				




# Spezifikation für Fahrzeuge

Specification for cars / Спецификация автомобилей



Car-Type	anno			Adapter			Adapter	REAR CLASSIC-C		Adapter
		cm	inch		cm	inch		cm	inch	
TRACKER	98 → 04	43	17	B1	43	17	B1	C35	C14	RD+
TRAILBLAZER	01 → 08	56	22	B1	56	22	B1			
TRANS SPORT	96 →	60	24	B1	60	24	B1			
<b>CHRYSLER/JEEP</b>										
300C	04 → 10	56	22	B1	56	22	B1	C25	C10	RD+
300M	98 → 04	60	24	B1	56	22	B1			
300L	05 → 11	56	22	B1	56	22	B1			
AVENGER	07 →	60	24	B1	56	22	B1			
CJ5 - CJ8	66 → 87	28	11	B1	28	11	B1			
CHEROKEE	84 → 01	45	18	B1	45	18	B1	C30	C12	RD+
	01 →	48	19	B1	48	19	B1	C25	C10	RD+
COMMANDER	05 → 10	45	18	B1	45	18	B1			
COMPASS	06 →	56	22	B1	50	20	B1			
CROSSFIRE	03 → 07	50	20	B1	56	22	B1			
GRAND CHEROKEE	91 → 99	50	20	B1	50	20	B1			
	99 →	53	21	B1	53	21	B1	C25	C10	RD+
GRAND VOYAGER V (RT)	07 →	65	26	B1	50	20	B1	C40	C16	RD+
NEON	94 → 99	53	21	B1	45	18	B1			
NEON II	99 → 01	53	21	B1	48	19	B1			
	01 → 05	56	22	B1	56	22	B1			
PATRIOT	08 →	56	22	B1	53	21	B1			
PT CRUISER	00 → 10	50	20	B1	53	21	B1			
SEBRING (JR)	01 → 07	56	22	B1	56	22	B1			
SEBRING (SJ)	07 → 10	60	24	B1	56	22	B1			
SRT	06 →	56	22	B1	56	22	B1			
VOYAGER (ES)	84 → 91	45	18	B1	45	18	B1			
	91 → 95	56	22	B1	45	18	B1			
VOYAGER II (GS)	95 → 00	70	28	B1	70	28	B1			
VOYAGER III (RG)	00 → 07	70	28	B1	70	28	B1			
VOYAGER III (GS)	95 → 01	65	26	B1	65	26	B1			
VOYAGER IV (RG)	00 → 07	65	26	B1	65	26	B1			

A  
B  
C  
D  
E  
F  
G  
H  
I  
J  
K  
L  
M  
N  
O  
P  
Q  
R  
S  
T  
U  
V  
W  
X  
Y  
Z

Car-Type	anno			Adapter			Adapter			Adapter
		cm	inch		cm	inch		cm	inch	
<b>... CHRYSLER/JEEP</b>										
VOYAGER IV	08 →	65	26	B1	50	20	B1			
WRANGLER	86 → 06	33	13	B1	33	13	B1			
	07 →	38	15	B1	38	15	B1			
<b>CITROËN</b>										
AX (ZA)	86 → 98	56	22	B1	-	-		C40	C16	RD+
BERLINGO	96 → 08	56	22	B1	56	22	B1			
	08 →	65	26	TL	40	16	TL	C35	C14	RD
C-ZERO	09 →	70	28	B1	-	-				
C1 (PM, PN)	05 → 14	65	26	B1	-	-		C30	C12	RD
C1	14 →	65	26	PT	-	-		C30	C12	RA
C2 (JM)	03 → 10	60	24	B1	45	18	B1	C25	C10	RD
C3	02 → 09	60	24	B1	45	18	B1			
	09 →	65	26	BL	40	16	BL	C25	C10	RD+
C3 Picasso	09 → 10	60	24	TL	40	16	TL	C30	C12	RD
	10 →	60	24	BL	40	16	BL			
C3 Pluriel	03 → 10	56	22	B1	45	18	B1			
C4 (LC)	04 → 10	70	28	B1	60	24	B1			
C4	10 →	76	30	TL	65	26	TL			
C4 Aircross	12 →	60	24	B1	53	21	B1	C25	C10	RB
C4 Picasso(UD), Grand Picasso(UA)	06 → 08	76	30	SL	76	30	SL	C35	C14	RD
	08 → 10	76	30	BL	76	30	BL	C35	C14	RD
C4 Picasso, Grand Picasso	10 → 13	76	30	BL <sup>BF</sup>	76	30	BL <sup>BF</sup>			
C4 Picasso	13 →	76	30	TL <sup>BF</sup>	76	30	TL <sup>BF</sup>			
C4 Grand Picasso	13 →	76	30	TL <sup>BF</sup>	76	30	TL <sup>BF</sup>			
C5	01 → 03	65	26	B1	45	18	B1			
	03 → 08	65	26	SL	48	19	SL			
	08 →	70	28	PT <sup>BF</sup>	56	22	PT <sup>BF</sup>			
C6 Saloon (TD)	05 → 12	70	28	SL	70	28	SL			
C-CROSSER (EP)	07 →	60	24	B1	53	21	B1	C30	C12	RB
DS3	10 →	60	24	BL	40	16	BL	C30	C12	RD






# Spezifikation für Fahrzeuge

Specification for cars / Спецификация автомобилей



Car-Type	anno			Adapter			Adapter			
		cm	inch		cm	inch		cm	inch	Adapter
DS4	11 →	70	28	TL <sup>BF</sup>	65	26	TL <sup>BF</sup>			
DS5	11 →	70	28	TL <sup>BF</sup>	60	24	TL <sup>BF</sup>			
EVASION/SYNERGIE MPV (22, U6)	94 → 02	65	26	B1	50	20	B1			
JUMPY/DISPATCH MPV (U6U)	94 → 06	65	26	B1	50	20	B1			
JUMPY MPV	07 →	65	26	B1	50	20	B1	C40	C16	RD
NEMO Combi MPV	08 →	65	26	BL	48	19	BL			
SAXO (S0, S1)	96 → 04	50	20	B1	45	18	B1	C35	C14	RD
XANTIA (X1)	93 → 98	60	24	B1	50	20	B1			
XANTIA (X2)	98 → 03	60	24	B1	48	19	B1			
XM	89 → 00	53	21	B1	53	21	B1			
XSARA	97 → 05	56	22	B1	50	20	B1	45	18	B1
XSARA PICASSO (N68)	99 → 05	65	26	B1	65	26	B1	C40	C16	RD+
	05 → 10	65	26	SL	65	26	SL	C40	C16	RD
ZX (N2)	91 → 97	53	21	B1	-	-				
ZX Break (N2)	93 → 98	53	21	B1	-	-				
<b>CITROËN VAN</b>										
BERLINGO Box (M)	96 →	53	21	B1	53	21	B1			
BERLINGO Box	08 →	65	26	B1	50	20	B1			
C15 (VD)	84 → 05	48	19	B1	-	-				
C25 Box (280, 290)	81 → 94	50	20	B1	50	20	B1			
C25 Bus (280, 290)	81 → 94	50	20	B1	50	20	B1			
C25 Flatbed / Chassis (280, 290)	81 → 94	50	20	B1	50	20	B1			
C8 (EA_, EB_)	05 →	65	26	B1	65	26	B1			
C35 Box	73 → 94	50	20	B1	50	20	B1			
C35 Bus	73 → 94	50	20	B1	50	20	B1			
DISPATCH Box (BS, BT, BY, BZ)	94 →	65	26	B1	50	20	B1			
DISPATCH Box	07 →	65	26	B1	50	20	B1			
DISPATCH Flatbed / Chassis (BU, BV, BW, BX)	99 →	65	26	B1	50	20	B1			
JUMPER Box (230L)	94 → 02	53	21	B1	53	21	B1			
JUMPER Bus (230P)	94 → 02	53	21	B1	53	21	B1			

A  
B  
C  
D  
E  
F  
G  
H  
I  
J  
K  
L  
M  
N  
O  
P  
Q  
R  
S  
T  
U  
V  
W  
X  
Y  
Z

Car-Type	anno			Adapter			Adapter			Adapter
		cm	inch		cm	inch		cm	inch	
<b>... CITROËN VAN</b>										
JUMPER Flatbed / Chassis (230)	94 → 02	53	21	B1	53	21	B1			
JUMPER Box (244)	02 →	53	21	B1	53	21	B1			
JUMPER Bus (244, Z)	02 →	53	21	B1	53	21	B1			
JUMPER Flatbed / Chassis (244)	02 →	53	21	B1	53	21	B1			
JUMPER Box, Bus, Flatbed / Chassis	06 →	65	26	TL	53	21	TL			
JUMPY (U6U)	94 →	65	26	B1	50	20	B1			
JUMPY Box (BS, BT, BY, BZ)	94 →	65	26	B1	50	20	B1			
JUMPY Flatbed / Chassis (BU, BV, BW, BX)	99 →	65	26	B1	50	20	B1			
JUMPY Box	07 →	65	26	B1	50	20	B1			
NEMO Box	08 →	65	26	B1	-	-				
RELAY Box (230L)	94 → 02	53	21	B1	53	21	B1			
RELAY Bus (230P)	94 → 02	53	21	B1	53	21	B1			
RELAY Flatbed / Chassis (230)	94 → 02	53	21	B1	53	21	B1			
RELAY Box, Bus, Flatbed / Chassis	06 →	65	26	B1	53	21	B1			
<b>DACIA</b>										
1210	77 → 94	38	15	B1	38	15	B1			
1300	72 → 83	38	15	B1	38	15	B1			
1300 Estate	72 → 83	38	15	B1	38	15	B1			
1310	83 → 89	38	15	B1	38	15	B1			
1310 Estate	83 → 89	38	15	B1	38	15	B1			
1410	77 → 98	38	15	B1	38	15	B1			
DENEM	77 → 84	38	15	B1	38	15	B1			
DOKKER	12 →	56	22	B1	40	16	B1	C25	C10	RD
DUSTER	10 →	50	20	B1	50	20	B1	C35	C14	RD
LODGY	12 →	56	22	B1	40	16	B1	C30	C12	RD
LOGAN	04 →	50	20	B1	50	20	B1	C25	C10	RD
NOVA	96 → 00	48	19	B1	48	19	B1			
SANDERO	08 →	50	20	B1	50	20	B1	C40	C16	RD+
SANDERO StepWay	09 →	53	21	B1	50	20	B1	C30	C12	RD
SOLENZA	03 → 05	48	19	B1	48	19	B1			

# Spezifikation für Fahrzeuge




Specification for cars / Спецификация автомобилей



Car-Type	anno			Adapter			Adapter			
		cm	inch		cm	inch		cm	inch	Adapter
SUPERNOVA	00 → 03	48	19	B1	48	19	B1			
<b>DAEWOO (ab 2005 Chevrolet)</b>										
ARANOS	95 → 97	45	18	B1	45	18	B1			
ESPERO (KLEJ)	91 → 99	48	19	B1	48	19	B1			
EVANDA (KLAL)	02 →	56	22	B1	50	20	B1			
KALOS (KLAS)	02 →	53	21	B1	40	16	B1			
KORANDO (KJ)	99 →	45	18	B1	40	16	B1			
KORANDO Cabrio (KJ)	99 →	45	18	B1	40	16	B1			
LACETTI (KLAN)	04 →	53	21	B1	43	17	B1			
LANOS (KLAT)	97 →	48	19	B1	48	19	B1			
LANOS Saloon (KLAT)	97 →	48	19	B1	48	19	B1			
LEGANZA (KLAV)	97 → 03	53	21	B1	48	19	B1			
MAGNUS / EVANDA	02 →	53	21	B1	50	20	B1			
MATIZ (KLYA)	98 →	53	21	B1	40	16	B1			
MUSSO (FJ)	99 →	50	20	B1	45	18	B1			
NEXIA (KLETN)	95 → 97	45	18	B1	45	18	B1			
NEXIA Saloon (KLETN)	95 → 97	45	18	B1	45	18	B1			
NUBIRA (KLAJ)	97 →	50	20	B1	50	20	B1			
NUBIRA Saloon (KLAJ)	97 → 03	50	20	B1	50	20	B1			
NUBIRA Saloon (KLAN)	03 →	53	21	B1	48	19	B1			
NUBIRA Wagon (KLAJ)	97 → 03	50	20	B1	50	20	B1			
NUBIRA Wagon (KLAN)	03 →	53	21	B1	48	19	B1			
REXTON	02 →	50	20	B1	50	20	B1			
REZZO MPV	00 →	60	24	B1	48	19	B1			
TACUMA (KLAU)	00 →	60	24	B1	48	19	B1			
TICO (KLY3)	95 → 00	45	18	B1	40	16	B1			
<b>DAEWOO VAN</b>										
LUBLIN II Box	97 →	53	21	B1	53	21	B1			
LUBLIN II Flatbed / Chassis	97 →	53	21	B1	53	21	B1			
<b>DAIHATSU</b>										
APPLAUSE (A101, A111)	89 → 97	45	18	B1	45	18	B1			

A  
B  
C  
D  
E  
F  
G  
H  
I  
J  
K  
L  
M  
N  
O  
P  
Q  
R  
S  
T  
U  
V  
W  
X  
Y  
Z

A  
B  
C  
D  
E  
F  
G  
H  
I  
J  
K  
L  
M  
N  
O  
P  
Q  
R  
S  
T  
U  
V  
W  
X  
Y  
Z

Car-Type	anno			Adapter			Adapter			Adapter
		cm	inch		cm	inch		cm	inch	
<b>... DAIHATSU</b>										
APPLAUSE II	97 → 02	45	18	B1	45	18	B1			
CHARADE (G10)	77 → 82	45	18	B1	45	18	B1			
CHARADE II (G11, G30)	83 → 86	45	18	B1	45	18	B1			
CHARADE III (G100, G101, G102)	87 → 93	45	18	B1	45	18	B1			
CHARADE IV (G200, G202)	93 → 01	48	19	B1	45	18	B1			
CHARADE IV Saloon (G203)	93 → 01	48	19	B1	45	18	B1			
CHARMANT (A)	81 → 87	45	18	B1	45	18	B1			
COPEN	03 → 10	45	18	B1	40	16	B1			
DOMINO	92 → 94	45	18	B1	40	16	B1			
FOURTRAK (F7, F8)	85 → 93	40	16	B1	40	16	B1			
GRAND MOVE (G3)	96 → 03	50	20	B1	45	18	B1			
MATERIA (M4)	06 →	50	20	B1	48	19	B1	C30	C12	RA
MIRA / CUORE (L55, L60)	80 → 85	40	16	B1	40	16	B1			
MIRA / CUORE II (L80, L81)	85 → 90	40	16	B1	40	16	B1			
MIRA / CUORE III (L201)	90 → 93	45	18	B1	45	18	B1			
	93 →	45	18	B1	40	16	B1			
MIRA / CUORE IV (L501)	94 → 98	45	18	B1	40	16	B1			
MIRA / CUORE V (L5)	96 → 98	45	18	B1	40	16	B1			
MIRA / CUORE VI (L7)	98 → 03	45	18	B1	38	15	B1			
MIRA / CUORE VII (L2)	03 → 06	53	21	B1	28	11	B1			
MIRA / CUORE VIII (L27)	07 →	53	21	B1	28	11	B1			
MOVE (L6, L9)	00 → 03	48	19	B1	43	17	B1	C35	C14	RD+
SIRION (M1)	98 → 05	48	19	B1	45	18	B1			
SIRION / BOON (M3)	05 → 10	50	20	B1	40	16	B1	C35	C14	RD+
SPORTRAK (F300)	88 → 99	40	16	B1	40	16	B1			
TAFT	76 → 85	28	11	B1	28	11	B1			
TERIOS (J1)	97 → 05	50	20	B1	35	14	B1	C25	C10	RD+
TERIOS (J2)	06 →	53	21	B1	45	18	B1			
TREVIS Hatchback	06 → 09	50	20	B1	40	16	B1			
VALERA IV (G203)	93 →	48	19	B1	48	19	B1			





# Spezifikation für Fahrzeuge

Specification for cars / Спецификация автомобилей



Car-Type	anno			Adapter			Adapter			
		cm	inch		cm	inch		cm	inch	Adapter
WILDCAT/ROCKY (F70)	85 → 87	28	11	B1	28	11	B1			
WILDCAT/ROCKY (F75)	85 → 87	28	11	B1	28	11	B1			
YRV (M2)	00 → 05	53	21	B1	35	14	B1			
55 Wide	80 → 83	35	14	B1	35	14	B1			
<b>DAIHATSU VAN</b>										
EXTOL Bus	00 →	48	19	B1	40	16	B1			
HIJET Box	86 → 90	40	16	B1	38	15	B1			
HIJET Bus	86 → 89	40	16	B1	38	15	B1			
HIJET Mk II Box (S85)	92 →	40	16	B1	38	15	B1			
HIJET Mk II Bus (S85)	93 →	40	16	B1	38	15	B1			
<b>DAIMLER</b>										
SPARCAR Box	83 → 86	35	14	B1	35	14	B1			
SPARCAR Bus	83 → 86	35	14	B1	35	14	B1			
DAIMLER V8	89 →	53	21	B1	-	-				
Double Six 6.0 (X300)	94 → 97	53	21	B1	-	-				
Six 4.0 (X300)	94 → 97	53	21	B1	-	-				
SOVEREIGN/ Double Six XJ series	69 → 79	38	15	B1	38	15	B1			
	80 → 83	35	14	B1	35	14	B1			
	83 → 93	40	16	B1	40	16	B1			
SOVEREIGN / Double Six XJ 40, 81	86 → 94	50	20	B1	50	20	B1			
<b>DODGE</b>										
AVENGER	07 →	60	24	B1	53	21	B1			
CALIBER MPV	06 →	60	24	B1	40	16	B1	C25	C10	RD+
CARAVAN I	90 → 95	53	21	B1	45	18	B1			
CARAVAN II	95 → 96	53	21	B1	53	21	B1			
	96 → 01	70	28	B1	70	28	B1			
CARAVAN III (RG)	00 →	70	28	B1	70	28	B1			
JOURNEY SUV	08 →	60	24	B1	43	17	B1			
NEON	94 → 99	53	21	B1	45	18	B1			
NEON II	99 → 01	53	21	B1	48	19	B1			
NEON II	01 →	53	21	B1	53	21	B1			

A  
B  
C  
D  
E  
F  
G  
H  
I  
J  
K  
L  
M  
N  
O  
P  
Q  
R  
S  
T  
U  
V  
W  
X  
Y  
Z

Car-Type	anno			Adapter			Adapter	 REAR CLASSIC-C 		Adapter
		cm	inch		cm	inch		cm	inch	
<b>... DODGE</b>										
NITRO SUV	07 →	48	19	B1	48	19	B1			
PT CRUISER	03 →	50	20	B1	50	20	B1	C40	C16	RD+
RAM	01 → 08	56	22	B1	56	22	B1			
STRATUS	95 → 01	53	21	B1	53	21	B1			
VIPER	91 → 02	40	16	B1	40	16	B1			
VIPER Cabrio SRT	03 →	40	16	B1	40	16	B1			
SOVEREIGN / Double Six XJ 40, 81	86 → 94	50	20	B1	50	20	B1			
<b>FERRARI</b>										
365 Daytona	68 → 74	38	15	B1	38	15	B1			
Mondial	80 → 93	45	18	B1	45	18	B1			
Testarossa	84 → 96	50	20	B1	50	20	B1			
<b>FIAT</b>										
126	72 → 00	33	13	B1	33	13	B1			
147	76 → 95	38	15	B1	38	15	B1			
147 Panorama	80 → 95	38	15	B1	38	15	B1			
500	57 → 76	28	11	B1	28	11	B1			
	07 →	60	24	TL	35	14	TL	C30	C12	RD
500 L	12 →	65	26	TL	38	15	TL	C30	C12	RD+
BARCETTA (183)	95 → 05	48	19	B1	48	19	B1			
BRAVA (182)	95 → 01	58	23	B1	48	19	B1			
BRAVO	95 → 07	58	23	B1	48	19	B1			
	07 →	60	24	TL	43	17	TL			
CAMPAGNOLA	74 → 89	38	15	B1	38	15	B1			
CINQUECENTO (170)	91 → 99	48	19	B1	48	19	B1			
COUPE (FA/175)	93 → 00	53	21	B1	48	19	B1			
CROMA (154)	85 → 96	50	20	B1	50	20	B1			
CROMA (194) MPV	05 → 10	60	24	SL	43	17	SL			
DOBLO (119, 223)	01 → 10	56	22	B1	45	18	B1			
DOBLO (263)	10 →	60	24	TL	40	16	TL			
FIORINO / QUBO MPV	08 →	60	24	BL	48	19	BL			

# Spezifikation für Fahrzeuge




Specification for cars / Спецификация автомобилей



Car-Type	anno			Adapter			Adapter	REAR CLASSIC-C		Adapter
		cm	inch		cm	inch		cm	inch	
FREEMONT	11 →	60	24	TL	48	19	TL	C30	C12	RA
GRANDE PUNTO (199)	05 →	65	26	B1	38	15	B1			
IDEA	03 → 08	58	23	B1	40	16	B1			
	08 → 11	58	23	TL	38	15	TL			
LINEA (110)	07 →	65	26	PT	38	15	PT			
MAREA (185)	96 → 02	58	23	B1	48	19	B1			
MARENGO	80 → 96	40	16	B1	40	16	B1			
	97 →	58	23	B1	48	19	B1			
MULTIPLA (186)	99 → 06	60	24	B1	56	22	B1			
	06 →	60	24	PT	56	22	PT			
PALIO (178BX)	96 → 01	58	23	B1	45	18	B1			
PANDA (141A)	80 → 03	40	16	B1	-	-		C30	C12	RD+
PANDA (169)	03 → 12	58	23	B1	40	16	B1			
PANDA (319)	12 →	60	24	TL	35	14	TL	C30	C12	RD
PUNTO (176)	93 → 99	58	23	B1	40	16	B1			
PUNTO Cabrio (176C)	94 → 00	58	23	B1	40	16	B1			
PUNTO (188)	99 → 09	53	21	B1	45	18	B1			
PUNTO GRANDE / EVO (199)	05 →	65	26	PT	38	15	PT	C30	C12	RD+
REGATA (138)	83 → 90	40	16	B1	40	16	B1			
REGATA Weekend	87 → 90	40	16	B1	40	16	B1			
RITMO (138A)	78 → 80	38	15	B1	38	15	B1			
	81 → 88	40	16	B1	40	16	B1			
RITMO Mk II (138A)	82 → 88	40	16	B1	40	16	B1			
RITMO Bertone Cabrio	80 → 89	40	16	B1	40	16	B1			
SCUDO Combinato (220P)	96 → 06	65	26	B1	50	20	B1			
SCUDO (New)	07 →	70	28	B1	50	20	B1			
SEDICI SUV (189)	06 →	65	26	B1	35	14	B1	C25	C10	RB
SEICENTO (187)	98 → 09	48	19	B1	48	19	B1			
SIENA	96 →	58	23	B1	45	18	B1			
STILO (192)	01 → 08	56	22	B1	48	19	B1			
STILO Multi Wagon (192)	03 → 08	53	21	B1	48	19	B1			

A  
B  
C  
D  
E  
F  
G  
H  
I  
J  
K  
L  
M  
N  
O  
P  
Q  
R  
S  
T  
U  
V  
W  
X  
Y  
Z



Car-Type	anno			Adapter			Adapter			Adapter
		cm	inch		cm	inch		cm	inch	
<b>... FIAT</b>										
STRADA (138A)	78 → 80	38	15	B1	38	15	B1			
	81 → 87	40	16	B1	40	16	B1			
STRADA Mk II (138A)	82 → 88	40	16	B1	40	16	B1			
TIPO (160)	88 → 95	48	19	B1	48	19	B1			
ULYSSE (220)	94 → 02	65	26	B1	50	20	B1			
ULYSSE	02 → 11	65	26	B1	65	26	B1	C35	C14	RD
<b>FIAT VAN</b>										
DOBLO Cargo (223)	01 →	53	21	B1	45	18	B1			
DUCATO Box (280)	82 → 90	50	20	B1	50	20	B1			
DUCATO Box (290)	89 → 94	50	20	B1	50	20	B1			
DUCATO Box (230L)	94 → 02	53	21	B1	53	21	B1			
DUCATO Box (244)	02 →	53	21	B1	53	21	B1			
DUCATO Bus (230)	94 → 02	53	21	B1	53	21	B1			
DUCATO Bus (244, Z)	02 →	53	21	B1	53	21	B1			
DUCATO Flatbed / Chassis (280)	82 → 90	50	20	B1	50	20	B1			
DUCATO Flatbed / Chassis (290)	89 → 94	50	20	B1	50	20	B1			
DUCATO Flatbed / Chassis (230)	94 → 02	53	21	B1	53	21	B1			
DUCATO Flatbed / Chassis (244)	02 →	53	21	B1	53	21	B1			
DUCATO Panorama (280)	82 → 90	50	20	B1	50	20	B1			
DUCATO Panorama (290)	90 → 94	50	20	B1	50	20	B1			
DUCATO	06 →	65	26	TL	53	21	TL			
FIORINO (127)	77 → 87	38	15	B1	38	15	B1			
FIORINO (147)	80 → 88	38	15	B1	-	-				
FIORINO Pick up (147)	82 → 88	38	15	B1	38	15	B1			
FIORINO Box	08 →	38	15	B1	38	15	B1			
PANDA Van	86 → 04	65	26	B1	48	19	B1			
PUNTO Van (176L)	96 → 00	40	16	B1	33	13	B1			
PUNTO Van (188AX)	00 →	53	21	B1	40	16	B1			
SCUDO Box (220L)	96 →	53	21	B1	45	18	B1			
SCUDO (New)	07 →	65	26	B1	50	20	B1			




# Spezifikation für Fahrzeuge

Specification for cars / Спецификация автомобилей



Car-Type	anno			Adapter			Adapter			Adapter
		cm	inch		cm	inch		cm	inch	
SEICENTO Van (187)	98 →	65	26	B1	50	20	B1			
STRADA Pickup (178E)	99 →	48	19	B1	48	19	B1			
TALENTO Box (290)	89 → 94	53	21	B1	45	18	B1			
TALENTO Flatbed / Chassis (290)	89 → 94	50	20	B1	50	20	B1			
TALENTO Bus (290)	89 → 94	50	20	B1	50	20	B1			
<b>FIAT (POLAND)</b>										
126P	72 →	33	13	B1	33	13	B1			
126Bis	87 →	33	13	B1	33	13	B1			
Cinquecento	92 →	48	19	B1	48	19	B1			
Panda	03 →	58	23	B1	40	16	B1			
Palio / Siena	96 →	58	23	B1	45	18	B1			
Palio Weekend	96 →	58	23	B1	45	18	B1			
Seicento	98 →	48	19	B1	48	19	B1			
<b>FORD</b>										
B-MAX	12 →	70	28	PT <sup>BF</sup>	65	26	PT <sup>BF</sup>	C30	C12	RD
C-MAX	07 → 10	65	26	SL	48	19	SL	C30	C12	RD+
C-MAX	10 →	70	28	PT	-	-		C30	C12	RD
CAPRI III (GECF)	78 → 80	38	15	B1	38	15	B1			
CAPRI III (GCEP)	80 → 86	40	16	B1	40	16	B1			
CORTINA '80 (GBS, GBNS)	79 → 82	45	18	B1	45	18	B1			
CORTINA Combi / Estate '80 Combi / Estate (GBNS)	79 → 82	45	18	B1	45	18	B1			
COUGAR (EC)	98 → 01	53	21	B1	50	20	B1			
ECOSPORT	13 →	65	26	PT	40	28	PT			
ESCORT III (GAA)	80 → 86	45	18	B1	45	18	B1			
ESCORT III Cabrio (ALD)	83 → 85	45	18	B1	45	18	B1			
ESCORT III Combi / Estate (AWA)	80 → 85	45	18	B1	45	18	B1			
ESCORT IV (GAF, AWF, ABFT)	85 → 90	45	18	B1	45	18	B1			
ESCORT IV Cabrio (ALF)	86 → 90	45	18	B1	45	18	B1			
ESCORT IV Combi / Estate (AWF, AVF)	85 → 90	45	18	B1	45	18	B1			
ESCORT V (GAL)	90 → 92	50	20	B1	50	20	B1			
ESCORT V Cabrio (ALL)	90 → 92	50	20	B1	50	20	B1			

A  
B  
C  
D  
E  
**F**  
G  
H  
I  
J  
K  
L  
M  
N  
O  
P  
Q  
R  
S  
T  
U  
V  
W  
X  
Y  
Z

Car-Type	anno			Adapter			Adapter			Adapter
		cm	inch		cm	inch		cm	inch	
<b>... FORD</b>										
ESCORT V Combi / Estate (GAL, AVL)	90 → 92	50	20	B1	50	20	B1			
ESCORT VI (GAL)	92 → 95	50	20	B1	50	20	B1			
ESCORT VI Saloon (GAL)	92 → 95	50	20	B1	50	20	B1			
ESCORT VI Combi / Estate	93 → 95	50	20	B1	50	20	B1			
ESCORT VII (GAL, AAL, ABL)	95 → 98	50	20	B1	50	20	B1			
ESCORT VII Cabrio (ALL)	95 → 00	50	20	B1	50	20	B1			
ESCORT VII Combi / Estate (GAL, ANL)	95 → 99	50	20	B1	50	20	B1			
ESCORT VII Saloon (GAL, AFL)	95 → 99	50	20	B1	50	20	B1			
ESCORT CLASSIC (AAL, ABL)	98 → 00	50	20	B1	50	20	B1			
ESCORT CLASSIC Combi / Estate / Turnier (ANL)	99 → 00	50	20	B1	50	20	B1			
FIESTA II (FBD)	83 → 89	40	16	B1	40	16	B1			
FIESTA	89 → 02	48	19	B1	48	19	B1			
	01 → 08	56	22	B1	40	16	B1	C25	C10	RD+
	08 → 13	65	26	TL	38	15	TL			
	13 →	65	26	TL	40	16	TL	C30	C12	RA
FOCUS	98 → 04	56	22	B1	48	19	B1	C35	C14	RD+
	04 → 10	65	26	SL	43	17	SL	C25	C10	RD+
	10 →	70	28	TL <sup>BF</sup>	70	24	TL <sup>BF</sup>	C30	C12	RA
FOCUS CC Cabrio	07 → 10	65	26	B1	43	17	B1			
FOCUS C-MAX	02 → 07	65	26	SL	48	19	SL	C25	C10	RD+
FUSION (JU)	02 → 12	56	22	B1	40	16	B1	C25	C10	RD+
GALAXY II (WA6)	95 → 01	70	28	TR	65	26	TR			
GALAXY (WGR)	01 → 06	70	28	TR	70	28	TR			
GALAXY II (WA6)	06 →	76	30	SL	65	26	SL			
GRANADA I	72 → 77	45	18	B1	45	18	B1			
GRANADA III	85 → 94	50	20	B1	50	20	B1			
KA (RB)	96 → 08	48	19	B1	43	17	B1	C40	C16	RD+
KA (RU)	08 →	60	24	B1	35	14	B1	C30	C12	RD
KUGA SUV	08 → 12	60	24	TL	43	17	TL	C25	C10	RD+
KUGA	13 →	70	28	PT <sup>BF</sup>	70	28	PT <sup>BF</sup>			

# Spezifikation für Fahrzeuge




Specification for cars / Спецификация автомобилей



Car-Type	anno			Adapter			Adapter			
		cm	inch		cm	inch		cm	inch	Adapter
MAVERICK (UDS, UNS)	93 → 98	53	21	B1	50	20	B1			
MAVERICK MkII	00 → 07	48	19	B1	48	19	B1			
MONDEO	93 → 00	53	21	B1	50	20	B1	C30	C12	RD+
	00 → 07	56	22	B1	48	19	B1	48	19	B1
	07 →	65	26	TL	48	19	TL	48	19	B1
ORION (AFD)	83 → 86	45	18	B1	45	18	B1			
ORION II (AFF)	86 → 90	45	18	B1	45	18	B1			
ORION III (GAL)	90 → 93	50	20	B1	50	20	B1			
PUMA (EC)	97 → 02	48	19	B1	48	19	B1			
PROBE II (ECP)	93 → 98	50	20	B1	50	20	B1			
RANGER	01 → 10	45	18	B1	45	18	B1			
	11 →	60	24	B1	40	16	B1			
S-MAX MPV	06 →	76	30	TL <sup>BF</sup>	65	35	TL <sup>BF</sup>			
	14 →	76	30	TL <sup>BF</sup>	65	35	TL <sup>BF</sup>	C35	C14	RA
SCORPIO	85 → 98	50	20	B1	50	20	B1			
SIERRA	82 → 93	50	20	B1	50	20	B1			
SPORT 'KA	03 → 08	48	19	B1	43	17	B1			
STREET 'KA Cabrio	03 → 05	48	19	B1	43	17	B1			
TOURNEO CONNECT MPV	02 → 13	56	22	B1	50	20	B1			
TRANSIT TOURNEO	07 →	53	21	B1	50	20	B1			
TRANSIT CUSTOM	12 →	70	28	TL <sup>BF</sup>	70	28	TL <sup>BF</sup>			
<b>FORD VAN</b>										
COURIER Pickup	99 → 02	48	19	B1	48	19	B1			
ECONOVAN (KBA, KCA)	86 → 92	40	16	B1	40	16	B1			
ECONOVAN Box (KAA)	85 → 92	40	16	B1	40	16	B1			
ESCORT '86 Express (AVF)	86 → 90	45	18	B1	45	18	B1			
ESCORT '91 Express (AVL)	90 → 94	50	20	B1	50	20	B1			
ESCORT '95 Box (AVL)	95 →	50	20	B1	-	-				
FIESTA Box (FVD)	83 → 95	50	20	B1	-	-				
FIESTA Box (F3L, F5L)	91 → 96	40	16	B1	40	16	B1			
FIESTA Box (J5, J3)	96 →	48	19	B1	48	19	B1			

A  
B  
C  
D  
E  
F  
G  
H  
I  
J  
K  
L  
M  
N  
O  
P  
Q  
R  
S  
T  
U  
V  
W  
X  
Y  
Z

A  
B  
C  
D  
E  
F  
G  
H  
I  
J  
K  
L  
M  
N  
O  
P  
Q  
R  
S  
T  
U  
V  
W  
X  
Y  
Z

Car-Type	anno			Adapter			Adapter			Adapter
		cm	inch		cm	inch		cm	inch	
<b>... FORD VAN</b>										
P 100	82 → 87	48	19	B1	48	19	B1			
P 100 II	87 → 92	45	18	B1	45	18	B1			
RANGER Pickup	99 →	50	20	B1	50	20	B1			
TRANSIT Box/Bus (E)	91 → 00	45	18	B1	45	18	B1			
TRANSIT Box/Bus (FA, Y)	00 →	53	21	B1	53	21	B1			
TRANSIT Box/Bus	06 →	65	26	B1	60	24	B1			
TRANSIT Flatbed / Chassis	91 → 00	65	26	B1	60	24	B1			
TRANSIT Flatbed / Chassis (FN, FN)	00 →	53	21	B1	53	21	B1			
TRANSIT Flatbed / Chassis	06 →	65	26	B1	60	24	B1			
TRANSIT CONNECT	02 →	65	26	B1	60	24	B1			
TRANSIT CONNECT COMBI S	14 →	76	30	PT <sup>BF</sup>	76	30	PT <sup>BF</sup>	C35	C14	RD+
<b>FORD (USA)</b>										
AEROSTAR	86 → 97	53	21	B1	53	21	B1			
EXPEDITION	96 → 02	53	21	B1	53	21	B1			
EXPLORER (U2)	93 → 00	45	18	B1	45	18	B1			
	01 →	53	21	B1	53	21	B1			
F 150	97 →	50	20	B1	50	20	B1			
MUSTANG (C)	93 →	50	20	B1	50	20	B1			
MUSTANG (C) Cabrio	93 →	50	20	B1	50	20	B1			
MUSTANG	04 →	56	22	PT	50	20	PT			
PROBE	88 → 93	50	20	B1	45	18	B1			
PROBE Mk II (ECP)	93 → 98	50	20	B1	50	20	B1			
TAURUS (P5)	96 →	60	24	B1	50	20	B1			
TAURUS Wagon (P5)	96 →	60	24	B1	50	20	B1			
WINDSTAR (A3)	95 →	60	24	B1	50	20	B1			
<b>FORD (USA) VAN</b>										
RANGER Pickup	99 →	45	18	B1	45	18	B1			
<b>F50</b>										
125P	67 → 92	33	13	B1	33	13	B1			
126P	72 → 00	33	13	B1	33	13	B1			

# Spezifikation für Fahrzeuge




Specification for cars / Спецификация автомобилей



Car-Type	anno			Adapter			Adapter			
		cm	inch		cm	inch		cm	inch	Adapter
127P	69 → 76	38	15	B1	38	15	B1			
132P	74 → 78	38	15	B1	38	15	B1			
POLONEZ	77 → 88	40	16	B1	40	16	B1			
POLONEZ II	88 → 92	40	16	B1	40	16	B1			
POLONEZ III	92 → 93	40	16	B1	40	16	B1			
	93 →	50	20	B1	50	20	B1			
POLONEZ III Saloon	92 → 93	40	16	B1	40	16	B1			
	93 →	50	20	B1	50	20	B1			
<b>GAZ</b>										
VOLGA 24	70 → 86	35	14	B1	35	14	B1			
VOLGA 2402	72 → 87	35	14	B1	35	14	B1			
VOLGA 3102	82 → 10	35	14	B1	35	14	B1			
VOLGA 31013	82 → 96	35	14	B1	35	14	B1			
VOLGA 3105	94 → 97	50	20	B1	50	20	B1			
VOLGA 3110	97 → 04	40	16	B1	40	16	B1			
VOLGA 3111	98 → 03	50	20	B1	50	20	B1			
VOLGA 31105	04 → 10	50	20	B1	50	20	B1			
VOLGA 310221 Universal Estate	97 →	40	16	B1	40	16	B1			
GAZELLE 3302	92 →	50	20	B1	50	20	B1			
<b>HONDA</b>										
ACCORD	85 → 89	45	18	B1	45	18	B1			
	90 → 02	56	22	B1	48	19	B1			
	03 → 08	65	26	B1	38	15	B1	C30	C12	RB
	08 →	60	24	B1	56	22	B1			
CIVIC	83 → 87	45	18	B1	45	18	B1			
	87 → 91	48	19	B1	45	18	B1	C35	C14	RD+
	91 → 01	50	20	B1	45	18	B1			
	01 → 05	53	21	B1	38	15	B1	C30	C12	RD
CIVIC VIII	06 → 11	70	28	B1	58	23	B1			
CIVIC Hatchback IX	12 →	65	26	B1	45	18	B1	48	19	B1
CIVIC Stufenheck IX	12 →	70	28	B1	58	23	B1			

A  
B  
C  
D  
E  
F  
G  
H  
I  
J  
K  
L  
M  
N  
O  
P  
Q  
R  
S  
T  
U  
V  
W  
X  
Y  
Z

A  
B  
C  
D  
E  
F  
G  
H  
I  
J  
K  
L  
M  
N  
O  
P  
Q  
R  
S  
T  
U  
V  
W  
X  
Y  
Z

Car-Type	anno			Adapter			Adapter			Adapter	
		cm	inch		cm	inch		cm	inch		
<b>... HONDA</b>											
CIVIC	14 →	65	26	B1	45	18	B1	48	19	B1	
CIVIC TOURER	14 →	65	26	B1	45	18	B1	C30	C12	RB	
CONCERTO Hatchback (HW)	89 → 96	45	18	B1	45	18	B1				
CONCERTO Saloon	89 → 95	45	18	B1	45	18	B1				
CR-V I (RD)	95 → 02	48	19	B1	48	19	B1	C25	C10	RD+	
CR-V II	02 → 06	53	21	B1	50	20	B1	C25	C10	RD+	
CR-V	07 → 13	65	26	B1	40	16	B1	C35	C14	RB	
	13 →	65	26	B1	40	16	B1	C30	C12	RD+	
CRX II (ED, EE)	87 → 92	48	19	B1	48	19	B1				
CRX III (EH, EG)	92 → 98	50	20	B1	45	18	B1				
CR-Z (ZF1) Hybrid 1.5	10 →	65	26	B1	50	20	B1				
FCX	03 →	60	24	B1	53	21	B1				
FR-V	05 → 09	65	26	B1	48	19	B1				
HR-V (GH)	99 →	50	20	B1	43	17	B1				
INSIGHT (ZE)	99 → 06	50	20	B1	45	18	B1				
INSIGHT	09 →	65	26	B1	40	16	B1	C40	C16	RB	
INTEGRA (DA)	85 → 89	45	18	B1	45	18	B1				
INTEGRA (DC2)	97 → 01	50	20	B1	43	17	B1				
INTEGRA / Acura RSX (DC5)	02 → 06	50	20	B1	45	18	B1				
JAZZ (AA)	83 → 86	40	16	B1	40	16	B1				
JAZZ (GD)	02 → 08	50	20	B1	38	15	B1	C35	C14	RB	
JAZZ (GG)	08 →	65	26	B1	38	15	B1				
JAZZ Hybrid	12 →	65	26	B1	33	13	B1				
LEGEND (HS, KA)	86 → 90	45	18	B1	45	18	B1				
LEGEND Coupe (KA3)	87 → 90	45	18	B1	45	18	B1				
LEGEND II (KA7)	91 → 96	50	20	B1	48	19	B1				
LEGEND II Coupe (KA8)	91 → 96	50	20	B1	48	19	B1				
LEGEND III (KA9)	96 → 99	50	20	B1	48	19	B1				
LOGO (GA3)	99 → 02	50	20	B1	43	17	B1				
NSV	04 →	50	20	B1	50	20	B1				



# Spezifikation für Fahrzeuge




Specification for cars / Спецификация автомобилей



Car-Type	anno			Adapter			Adapter	REAR CLASS=C		
		cm	inch		cm	inch		cm	inch	Adapter
NSX Coupe (NA)	90 → 05	50	20	B1	50	20	B1			
NSX Cabrio (NA)	95 → 05	50	20	B1	50	20	B1			
ODYSSEY MPV	99 →	60	24	B1	53	21	B1			
PRELUDE II (AB)	83 → 87	45	18	B1	45	18	B1			
PRELUDE III (BA)	87 → 92	48	19	B1	45	18	B1			
PRELUDE IV (BB)	92 → 96	50	20	B1	48	19	B1			
PRELUDE V (BB)	96 → 98	50	20	B1	45	18	B1			
	99 → 00	53	21	B1	45	18	B1			
S2000 (AP)	99 → 09	50	20	B1	40	16	B1			
SHUTTLE (RA)	94 → 00	53	21	B1	53	21	B1			
STREAM (RN)	01 → 07	60	24	B1	33	13	B1			
<b>HONDA VAN</b>										
ACTY TN	79 → 86	33	13	B1	33	13	B1			
<b>HYUNDAI</b>										
ACCENT / EXCEL (X3)	94 → 00	50	20	B1	45	18	B1			
ACCENT / EXCEL (LC)	00 → 05	50	20	B1	45	18	B1			
ACCENT (MC)	06 →	53	21	B1	40	16	B1			
ATOS, AMICA MPV (MX)	98 →	50	20	B1	40	16	B1			
ATOS PRIME, AMICA Hatchback(MX)	99 →	50	20	B1	40	16	B1			
CENTENNIAL	99 → 03	53	21	B1	53	21	B1			
COUPE II (RD)	96 → 02	53	21	B1	45	18	B1			
COUPE III (GK)	02 →	53	21	B1	45	18	B1			
ELANTRA (XD)	00 → 06	50	20	B1	45	18	B1			
GALLOPER I	91 → 98	43	17	B1	43	17	B1			
GALLOPER II (JK-01)	98 → 99	43	17	B1	43	17	B1			
	00 → 03	45	18	B1	45	18	B1			
GENESIS	08 → 10	60	24	PT	50	20	PT			
	11 →	60	24	B1	50	20	B1			
GENESIS COUPE	12 →	60	24	B1	48	19	B1			
GETZ (TB)	02 → 09	53	21	B1	35	14	B1	C35	C14	RD+
GRANDEUR	93 → 05	53	21	B1	45	18	B1			

A  
B  
C  
D  
E  
F  
G  
H  
I  
J  
K  
L  
M  
N  
O  
P  
Q  
R  
S  
T  
U  
V  
W  
X  
Y  
Z

A  
B  
C  
D  
E  
F  
G  
H  
I  
J  
K  
L  
M  
N  
O  
P  
Q  
R  
S  
T  
U  
V  
W  
X  
Y  
Z

Car-Type	anno			Adapter			Adapter			Adapter	
		cm	inch		cm	inch		cm	inch		
<b>... HYUNDAI</b>											
GRANDEUR / AZERA (TG)	05 → 10	60	24	B1	50	20	B1				
I-10 (PA)	08 →	56	22	B1	40	16	B1	C30	C12	RA	
I-10	13 →	65	26	B1	40	16	B1	C25	C10	RA	
I-20 (PB)	08 → 14	60	24	B1	40	16	B1	C30	C12	RA	
I-20	14 →	60	24	B1	40	16	B1	C30	C12	RD	
I-30, CW Combi (FD)	07 → 10	60	24	TL	45	18	TL	C30	C12	RB	
I-30, CW Combi (GD)	10 →	65	26	B1	35	14	B1				
I-40, CW Combi (VF)	11 →	65	26	B1	40	16	B1	C35	C14	RG	
Ix20 (JC)	10 →	65	26	TL	35	14	TL	C30	C12	RD	
Ix35 (EL)	10 →	60	24	B1	40	16	B1	C30	C12	RG	
Ix55 (EN)	09 →	60	24	TL	50	20	TL				
LANTRA (J1)	90 → 95	50	20	B1	48	19	B1				
LANTRA (J2)	95 → 00	50	20	B1	45	18	B1				
MATRIX (FC)	01 → 10	56	22	B1	40	16	B1	C35	C14	RD+	
PONY	74 → 89	40	16	B1	40	16	B1				
PONY/EXCEL Saloon	89 → 92	43	17	B1	43	17	B1				
	93 → 94	45	18	B1	45	18	B1				
S COUPE (SLC)	90 → 96	48	19	B1	45	18	B1				
SANTA FÉ (SM)	00 → 06	56	22	B1	50	20	B1	C30	C12	RD+	
SANTA FÉ (CM)	06 → 12	60	24	B1	45	18	B1	C30	C12	RB	
SANTA FÉ (DM)	12 →	65	26	B1	35	14	B1	C35	C14	RD+	
SANTAMO MPV	99 → 04	56	22	B1	45	18	B1				
SONATA II (Y2)	88 → 93	45	18	B1	45	18	B1				
SONATA III (Y3)	93 → 98	50	20	B1	50	20	B1				
SONATA IV (EF)	98 → 05	56	22	B1	48	19	B1				
SONATA V (NF)	05 → 10	60	24	B1	48	19	B1				
STAREX (H1)	97 → 07	65	26	B1	50	20	B1				
STELLAR	83 → 91	40	16	B1	40	16	B1				
TERRACAN (HP)	01 → 06	56	22	B1	50	20	B1				
TRAJET (FO)	00 → 08	65	26	B1	56	22	B1				

# Spezifikation für Fahrzeuge




Specification for cars / Спецификация автомобилей



Car-Type	anno			Adapter			Adapter	REAR CLASS=C		Adapter
		cm	inch		cm	inch		cm	inch	
TUCSON (JM)	04 → 10	60	24	B1	40	16	B1	C25	C10	RD+
XG	99 → 05	56	22	B1	50	20	B1			
<b>HYUNDAI VAN</b>										
H-1 Box	00 →	65	26	B1	50	20	B1			
H-1 Cargo	08 →	60	24	B1	50	20	B1			
H-1 Bus (KMF)	97 →	65	26	B1	50	20	B1			
H100 Box / Bus (P)	93 →	45	18	B1	45	18	B1			
H100 Flatbed / Chassis	93 → 97	45	18	B1	45	18	B1			
H150 Box / Bus	93 →	45	18	B1	45	18	B1			
H200 Highway Box	00 →	65	26	B1	50	20	B1			
H200 Bus (KMF)	97 →	65	26	B1	50	20	B1			
H350	94 →	45	18	B1	45	18	B1			
H600	94 →	45	18	B1	45	18	B1			
HIGHWAY Van	00 →	65	26	B1	50	20	B1			
SATELLITE Bus	94 → 97	45	18	B1	45	18	B1			
	97 →	65	26	B1	50	20	B1			
<b>INFINITI</b>										
EX (37)	08 →	60	24	B1	56	22	B1			
FX	08 →	60	24	B1	48	19	B1	C35	C14	RB
G (37)	08 →	65	26	B1	43	17	B1			
<b>ISUZU</b>										
ASCENDER	03 → 08	53	21	B1	53	21	B1			
GEMINI (JT)	88 → 90	40	16	B1	40	16	B1			
GEMINI Saloon (JT)	88 → 90	40	16	B1	40	16	B1			
GEMINI	90 → 93	40	16	B1	40	16	B1			
GEMINI Saloon	90 → 93	40	16	B1	40	16	B1			
IMPULSE Coupe	90 → 93	53	21	B1	53	21	B1			
PIAZZA	81 → 90	45	18	B1	45	18	B1			
TROOPER (UBS)	81 → 91	40	16	B1	40	16	B1			
TROOPER (UB)	91 → 02	50	20	B1	50	20	B1			
TROOPER Open Off-Road Vehicle (UBS)	81 → 91	40	16	B1	40	16	B1			

A  
B  
C  
D  
E  
F  
G  
H  
I  
J  
K  
L  
M  
N  
O  
P  
Q  
R  
S  
T  
U  
V  
W  
X  
Y  
Z

A  
B  
C  
D  
E  
F  
G  
H  
I  
J  
K  
L  
M  
N  
O  
P  
Q  
R  
S  
T  
U  
V  
W  
X  
Y  
Z

Car-Type	anno			Adapter			Adapter			Adapter
		cm	inch		cm	inch		cm	inch	
<b>... ISUZU</b>										
TROOPER Open Off-Road Vehicle (UB)	91 → 02	50	20	B1	50	20	B1			
<b>ISUZU VAN</b>										
CAMPO (KB)	77 → 88	40	16	B1	40	16	B1			
CAMPO (KB)	88 → 91	45	18	B1	45	18	B1			
D-MAX (8DH) Pickup	02 →	53	21	B1	48	19	B1			
FARGO	83 →	45	18	B1	45	18	B1			
EGR Truck	06 →	53	21	B1	53	21	B1			
KB Pickup	77 →	40	16	B1	40	16	B1			
Micro bus	83 →	45	18	B1	45	18	B1			
MIDI Box (98000N)	88 →	45	18	B1	45	18	B1			
MIDI Bus (94000, 98000)	89 →	45	18	B1	45	18	B1			
	88 →	45	18	B1	45	18	B1			
NPR	98 →	50	20	B1	50	20	B1			
NQR Truck	98 →	50	20	B1	50	20	B1			
RODEO	83 → 91	40	16	B1	40	16	B1			
	91 →	45	18	B1	45	18	B1			
RODEO D-MAX	02 →	53	21	B1	48	19	B1			
WFR	82 → 88	45	18	B1	45	18	B1			
WFS	82 → 88	45	18	B1	45	18	B1			
<b>JAGUAR</b>										
S-TYPE (CCX)	99 → 02	56	22	B1	56	22	B1			
	02 → 07	60	24	B1	48	19	B1			
XF (CC9)	07 →	58	23	PT	48	19	PT			
XJ	68 → 79	38	15	B1	38	15	B1			
	80 → 83	35	14	B1	35	14	B1			
	83 → 86	40	16	B1	40	16	B1			
	86 → 92	50	20	B1	50	20	B1			
XJ (XJ 40, 81)	86 → 94	53	21	B1	-	-				
XJ (X300)	94 → 97	53	21	B1	-	-				
XJ (X308)	97 → 03	53	21	B1	-	-				




# Spezifikation für Fahrzeuge

Specification for cars / Спецификация автомобилей



Car-Type	anno			Adapter			Adapter	REAR CLASSIC-C		Adapter
		cm	inch		cm	inch		cm	inch	
XJ (X350)	03 → 09	60	24	B1	45	18	B1			
XJ (X351)	09 →	60	24	PT	48	19	PT			
XJS Coupe	75 → 96	38	15	B1	38	15	B1			
XJSC Cabrio	85 → 96	38	15	B1	38	15	B1			
XK 8 Cabrio / Coupe	96 →	53	21	B1	53	21	B1			
X-TYPE (CF1)	01 → 09	56	22	B1	48	19	B1			
<b>JEEP</b>										
WRANGLER	97 → 06	35	14	B1	35	14	B1			
<b>KIA</b>										
CARENS I (FC)	00 → 02	60	24	B1	48	19	B1	C35	C14	RD+
CARENS II	02 → 06	60	24	B1	48	19	B1	C25	C10	RD+
CARENS III (UN)	06 → 13	65	26	B1	40	16	B1			
CARENS IV	13 →	70	27	B1	70	27	B1	C25	C10	RA
CARNIVAL MPV	98 → 05	60	24	B1	60	24	B1			
	06 →	65	26	B1	40	16	B1			
CEE'D	06 → 10	60	24	TL	45	18	TL	C25	C10	RD+
	10 →	65	26	B1	35	14	B1			
CEE'D PRO	08 → 12	60	24	B1	43	17	B1			
	13 →	60	24	B1	48	19	B1			
CERATO Saloon	04 → 08	60	24	B1	40	16	B1			
CERATO Hatchback	04 → 07	60	24	B1	40	16	B1			
CLARUS (K9A)	96 → 01	53	21	B1	48	19	B1			
CLARUS Combi / Estate (GC)	98 → 01	53	21	B1	48	19	B1			
JOICE MPV	99 → 03	56	22	B1	45	18	B1	C40	C16	RD+
MAGENTIS (GD)	01 → 05	56	22	B1	50	20	B1			
MAGENTIS (MG)	05 → 10	60	24	B1	45	18	B1			
MENTOR (FA)	95 → 97	53	21	B1	48	19	B1			
MENTOR Saloon (FA)	93 → 97	53	21	B1	48	19	B1			
OPIRUS Saloon	03 → 10	60	24	B1	45	18	B1			
OPTIMA (TF)	10 →	60	24	B1	45	18	B1			
PRIDE	86 → 00	45	18	B1	45	18	B1			

A  
B  
C  
D  
E  
F  
G  
H  
I  
J  
K  
L  
M  
N  
O  
P  
Q  
R  
S  
T  
U  
V  
W  
X  
Y  
Z

Car-Type	anno			Adapter			Adapter			Adapter
		cm	inch		cm	inch		cm	inch	
<b>... KIA</b>										
PICANTO	04 → 11	56	22	B1	40	16	B1			
	11 →	56	22	B1	40	16	B1	C30	C12	RG
RETONA (CE)	99 → 01	35	14	B1	35	14	B1			
RIO (DC)	99 → 05	53	21	B1	45	18	B1	C30	C12	RD+
RIO	05 → 11	53	21	B1	40	16	B1			
RIO (UB)	11 →	65	26	B1	40	16	B1	C25	C10	RA
ROADSTER	99 →	53	21	B1	53	21	B1			
SEDONA (UP)	98 → 01	60	24	B1	60	24	B1			
SEDONA II (GQ)	01 → 05	60	24	B1	60	24	B1			
SEPHIA	92 → 99	53	21	B1	48	19	B1			
SHUMA	97 → 04	53	21	B1	48	19	B1			
SORENTO (JC, BL)	02 → 09	60	24	B1	45	18	B1	C35	C14	RD+
SORENTO (XM)	09 →	60	24	B1	50	20	B1	C25	C10	RA
SOUL	09 → 13	60	24	B1	50	20	B1	C25	C10	RD+
	14 →	60	24	B1	50	20	B1	C25	C10	RA
SPORTAGE (JA, K00)	94 → 03	50	20	B1	50	20	B1			
SPORTAGE (JE, KM)	04 → 10	60	24	B1	40	16	B1			
SPORTAGE (SL)	10 →	60	24	B1	45	18	B1	C30	C12	RA
VENGA	09 →	65	26	TL	35	14	TL	C30	C12	RD
<b>KIA VAN</b>										
BESTA Box	96 →	45	18	B1	45	18	B1			
K2500	03 →	53	21	B1	48	19	B1			
K2700	99 →	53	21	B1	45	18	B1			
K3600	96 →	45	18	B1	45	18	B1			
PREGIO (TB) Box	97 →	53	21	B1	45	18	B1			
<b>LADA</b>										
110 / 2110	95 → 08	50	20	B1	50	20	B1			
111 / 2111	95 → 08	50	20	B1	50	20	B1			
112 / 2112	95 → 08	50	20	B1	50	20	B1			
1106	97 →	50	20	B1	50	20	B1			

# Spezifikation für Fahrzeuge

Specification for cars / Спецификация автомобилей






Car-Type	anno			Adapter			Adapter			
		cm	inch		cm	inch		cm	inch	Adapter
1200, 1300, 1600	70 → 93	33	13	B1	33	13	B1			
1200, 1300, 1500 Combi / Estate	73 → 85	33	13	B1	33	13	B1			
CARLOTA / DIVA 210993	86 →	50	20	B1	50	20	B1			
GRANTA	11 →	60	24	B1	40	16	B1			
KALINA Sedan (1118)	04 →	60	24	B1	40	16	B1			
KALINA Hatchback (1119)	04 →	60	24	B1	40	16	B1			
KALINA Station Wagon (1117)	04 →	60	24	B1	40	16	B1			
NADESCHDA Combi / Estate (2120)	97 → 06	50	20	B1	50	20	B1			
NIVA (2121)	76 →	33	13	B1	33	13	B1			
NIVA II (2123)	02 →	50	20	B1	50	20	B1			
NOVA / KALINKA (2105, 2108, 2109)	81 → 97	33	13	B1	33	13	B1			
	98 →	35	14	B1	35	14	B1			
NOVA / KALINKA Combi / Estate (2104)	85 → 97	33	13	B1	33	13	B1			
	98 →	35	14	B1	35	14	B1			
PREMIER (21108)	00 →	50	20	B1	50	20	B1			
PRIORA (2170)	07 →	50	20	B1	50	20	B1			
RIVA 2103, 2106, 2107	76 → 05	33	13	B1	33	13	B1			
RIVA 2101, 21011	70 → 88	33	13	B1	33	13	B1			
SAGONA	87 →	50	20	B1	50	20	B1			
SAMARA / SPUTNIK Hatchback (2108, 2109)	84 → 05	50	20	B1	50	20	B1			
SAMARA / SPUTNIK FORMA Saloon (21099)	87 → 05	50	20	B1	50	20	B1			
TAIGA	76 →	40	16	B1	40	16	B1			
TOSCANA	83 →	33	13	B1	33	13	B1			
<b>LAMBORGHINI</b>										
Gallardo	05 →	70	28	B1	70	28	B1			
<b>LANCIA</b>										
DEDRA (835)	89 → 99	53	21	B1	48	19	B1	48	19	B1
DELTA (831AB0)	79 → 94	45	18	B1	45	18	B1			
DELTA II (836)	93 → 99	53	21	B1	48	19	B1			
DELTA III	08 →	60	24	B1	45	18	B1			

A  
B  
C  
D  
E  
F  
G  
H  
I  
J  
K  
L  
M  
N  
O  
P  
Q  
R  
S  
T  
U  
V  
W  
X  
Y  
Z



A  
B  
C  
D  
E  
F  
G  
H  
I  
J  
K  
L  
M  
N  
O  
P  
Q  
R  
S  
T  
U  
V  
W  
X  
Y  
Z

Car-Type	anno			Adapter			Adapter			Adapter
		cm	inch		cm	inch		cm	inch	
<b>... LANCIA</b>										
KAPPA (838A)	94 → 01	60	24	B1	53	21	B1			
LYBRA (839AX)	99 → 05	53	21	B1	53	21	B1			
MUSA	04 → 07	58	23	B1	38	15	B1			
MUSA	07 → 12	58	23	ST	38	15	ST			
PRISMA (831AB0)	83 → 92	45	18	B1	45	18	B1			
THEMA (834)	84 → 94	50	20	B1	50	20	B1			
THEMA SW (834)	87 → 94	50	20	B1	50	20	B1			
THEMA	11 →	58	23	B1	50	20	B1			
THESIS (841AX)	02 → 09	65	26	B1	50	20	B1			
TREVI (828DB)	80 → 87	45	18	B1	45	18	B1			
Y (840A)	95 → 03	58	23	B1	40	16	B1			
YPSILON (843)	03 → 11	60	24	B1	40	16	B1			
ZETA (220)	95 → 02	65	26	B1	50	20	B1			
<b>LAND ROVER</b>										
90 / 110	83 → 90	33	13	B1	33	13	B1			
County	83 → 88	28	11	B1	28	11	B1			
	88 →	28	11	B1	28	11	B1			
DEFENDER (LD)	90 →	33	13	B1	33	13	B1			
DISCOVERY I	89 → 98	45	18	B1	45	18	B1			
DISCOVERY III (LA)	04 →	53	21	B1	53	21	B1			
FREELANDER (LN)	98 → 07	53	21	B1	53	21	B1			
FREELANDER Soft Top	98 → 07	53	21	B1	53	21	B1			
FREELANDER 2 (LF)	07 →	60	24	PT	50	20	PT			
FREELANDER 2 (FA)	06 →	60	24	PT	48	19	PT			
RANGE ROVER	70 → 89	45	18	B1	45	18	B1			
RANGE ROVER Mk II (LP)	94 → 02	56	22	B1	56	22	B1			
RANGE ROVER Mk III (LM)	02 →	65	26	B1	65	26	B1			
RANGE ROVER SPORT	05 →	53	21	B1	53	21	B1			
<b>LDV</b>										
200	89 → 96	50	20	B1	50	20	B1			




# Spezifikation für Fahrzeuge

Specification for cars / Спецификация автомобилей



Car-Type	anno			Adapter			Adapter			
		cm	inch		cm	inch		cm	inch	Adapter
400	89 → 96	50	20	B1	50	20	B1			
CONVOY	96 →	50	20	B1	50	20	B1			
CONVOY Flatbed / Chassis	96 →	50	20	B1	50	20	B1			
CUB	98 →	60	24	B1	60	24	B1			
MAXUS Box / Bus / Van	05 →	53	21	B1	53	21	B1			
MAXUS Flatbed / Chassis	05 →	53	21	B1	53	21	B1			
PILOT	96 →	38	15	B1	38	15	B1			
SHERPA Bus (AS)	74 → 82	38	15	B1	38	15	B1			
SHERPA Bus (FR)	83 → 88	50	20	B1	50	20	B1			
<b>LEXUS</b>										
CT (200h)	10 →	60	24	B1	43	17	B1			
ES (F1, F2)	89 → 97	53	21	B1	53	21	B1			
GS (JZS147)	91 → 97	53	21	B1	48	19	B1			
GS (JZS160)	97 → 05	60	24	B1	50	20	B1			
GS	05 → 12	60	24	B1	48	19	B1			
GS (450h)	12 →	65	26	B1	45	18	B1			
IS (XE1)	98 → 01	53	21	B1	45	18	B1			
	01 → 05	53	21	B1	48	19	B1			
IS SportCross (XE1)	01 → 05	56	22	B1	48	19	B1			
IS (XE2)	05 →	53	21	B1	50	20	B1			
LS (UCF10)	89 → 94	50	20	B1	45	18	B1			
LS (UCF20)	94 → 00	53	21	B1	38	15	B1			
LS (UCF30)	00 → 06	60	24	B1	40	16	B1			
LS (USF40)	06 →	60	24	B1	40	16	B1			
LS (600h)	13 →	56	23	B1	40	16	B1			
RX (XU1)	97 → 03	60	24	B1	53	21	B1			
RX	03 → 09	65	26	B1	53	21	B1			
RX (450h)	09 →	65	26	B1	56	22	B1			
SC Cabrio	01 → 10	60	24	B1	50	20	B1			
<b>LIGIER</b>										
162	96 →	60	24	B1	-	-				

A  
B  
C  
D  
E  
F  
G  
H  
I  
J  
K  
L  
M  
N  
O  
P  
Q  
R  
S  
T  
U  
V  
W  
X  
Y  
Z

Car-Type	anno			Adapter			Adapter			Adapter
		cm	inch		cm	inch		cm	inch	
<b>... LIGIER</b>										
AMBRA	96 →	60	24	B1	-	-				
BE UP	02 →	60	24	B1	-	-				
NOVA	02 →	60	24	B1	-	-				
<b>MASERATI</b>										
3200 GT, Spy	98 →	56	22	B1	56	22	B1			
<b>MAYBACH</b>										
MAYBACH (240)	02 → 12	65	26	ST <sup>SL</sup>	65	26	ST <sup>SL</sup>			
<b>MAZDA</b>										
2 (DY)	03 → 07	60	24	B1	40	16	B1			
2 (DE)	07 →	60	24	B1	35	14	B1	C35	C14	RB
3 (BK)	03 → 08	53	21	SL	48	19	SL			
3 (BL)	08 → 13	60	24	B1	48	19	B1	C35	C14	RA
5 MPV	05 →	65	26	B1	40	16	B1	C30	C12	RA
6 (GG)	02 → 07	56	22	B1	45	18	B1			
6 (GH)	08 → 12	60	24	B1	40	16	B1	C30	C12	RA
6 (GJ)	12 →	60	24	B1	45	18	B1	C30	C12	RA
121 (DA)	87 → 90	45	18	B1	45	18	B1			
121 II (DB)	90 → 06	50	20	B1	40	16	B1			
121 III (JASM, JB5M)	96 → 03	48	19	B1	48	19	B1			
323 Combi/Estate (FA)	78 → 86	38	15	B1	38	15	B1			
323 II (BD)	80 → 89	45	18	B1	45	18	B1			
323 III Hatchback (BF)	85 → 91	45	18	B1	45	18	B1			
323 C IV (BG) Hatchback	89 → 94	53	21	B1	45	18	B1			
323 F IV (BG) Hatchback	89 → 94	53	21	B1	45	18	B1			
323 S IV (BG) Saloon	89 → 94	53	21	B1	45	18	B1			
323 C V (BA) Hatchback	94 → 98	53	21	B1	45	18	B1			
323 F V (BA) Coupe	94 → 98	53	21	B1	45	18	B1			
323 P V (BA) Hatchback	96 → 98	53	21	B1	45	18	B1			
323 S V (BA) Saloon	94 → 98	53	21	B1	45	18	B1			
323 F/P VI (BJ) Hatchback	98 → 04	53	21	B1	48	19	B1			




# Spezifikation für Fahrzeuge

Specification for cars / Спецификация автомобилей



Car-Type	anno			Adapter			Adapter			
		cm	inch		cm	inch		cm	inch	Adapter
323 S VI (BJ)	98 → 04	53	21	B1	48	19	B1			
626 III Hatchback (GD)	87 → 92	48	19	B1	48	19	B1			
626 III (GD) Saloon	87 → 92	48	19	B1	48	19	B1			
626 III Coupe (GD)	87 → 92	48	19	B1	48	19	B1			
626 III Combi/Estate (GV)	87 → 97	48	19	B1	48	19	B1			
626 IV Hatchback (GE)	91 → 97	53	21	B1	50	20	B1			
626 IV (GE) Saloon	91 → 97	53	21	B1	50	20	B1			
626 V Hatchback (GF)	97 → 02	53	21	B1	48	19	B1			
626 V (GF) Saloon	97 → 02	53	21	B1	48	19	B1			
929 III (HC)	87 → 91	48	19	B1	48	19	B1			
CX-5 (KE)	12 →	60	24	B1	45	18	B1	C35	C14	RA
CX7 SUV	07 →	65	26	B1	40	16	B1			
CX-9 (TB)	09 →	65	26	B1	40	16	B1			
DEMIO (DW)	98 → 03	50	20	B1	40	16	B1			
MPV I (LV)	95 → 99	53	21	B1	50	20	B1			
MPV II (LW)	99 → 05	60	24	B1	60	24	B1			
MV-X	98 →	53	21	B1	50	20	B1			
MX-3 (EC)	91 → 98	53	21	B1	45	18	B1			
MX-5 (NA)	89 → 98	45	18	B1	45	18	B1			
MX-5 II (NB)	98 → 05	45	18	B1	45	18	B1			
MX-5 III (NC)	05 →	45	18	B1	45	18	B1			
MX-6 (GE6)	91 → 97	50	20	B1	50	20	B1			
PREMACY (CP) MPV	99 → 05	60	24	B1	40	16	B1	C35	C14	RD+
RX 5	75 → 81	45	18	B1	45	18	B1			
RX 7 (SA)	78 → 86	45	18	B1	45	18	B1			
RX 7 II (FC)	85 → 91	50	20	B1	50	20	B1			
RX 7 III (FD)	91 → 02	50	20	B1	50	20	B1			
RX 8 (SE)	03 → 10	50	20	B1	45	18	B1			
TRIBUTE (EP)	00 → 08	48	19	B1	48	19	B1			
XEDOS 6 (CA)	92 → 99	53	21	B1	50	20	B1			
XEDOS 9 (TA)	93 → 02	53	21	B1	50	20	B1			

A  
B  
C  
D  
E  
F  
G  
H  
I  
J  
K  
L  
**M**  
N  
O  
P  
Q  
R  
S  
T  
U  
V  
W  
X  
Y  
Z

Car-Type	anno			Adapter			Adapter			Adapter
		cm	inch		cm	inch		cm	inch	
<b>... MAZDA</b>										
626 V Combi / Estate (GW)	98 → 02	53	21	B1	48	19	B1			
<b>MAZDA VAN</b>										
323 Van	90 →	50	20	B1	45	18	B1			
B-SERIE (PE) Pickup	77 → 82	35	14	B1	35	14	B1			
B-SERIE (UD) Pickup	81 → 85	38	15	B1	38	15	B1			
B-SERIE (UF) Pickup	85 → 99	45	18	B1	45	18	B1			
B-SERIE (UN) Pickup	99 →	45	18	B1	45	18	B1			
BT 50 Pickup	06 →	45	18	B1	45	18	B1			
E 1600	80 → 84	35	14	B1	35	14	B1			
E 2000, 2200 Bus, Box (SR1)	84 → 94	40	16	B1	40	16	B1			
E 2000, 2200 Bus, Box (SR2)	84 →	40	16	B1	40	16	B1			
T2500	82 →	40	16	B1	40	16	B1			
T3000	82 →	40	16	B1	40	16	B1			
T3500	82 →	40	16	B1	40	16	B1			
<b>MERCEDES-BENZ</b>										
200/300 (W123)	76 → 85	50	20	B1	50	20	B1			
200/300 (W124)	84 → 93	60	24	B1	-	-				
A-CLASS (W168)	97 → 04	65	26	B1	60	24	B1	C30	C12	RD+
A-CLASS (W169)	04 → 12	65	26	PT	58	23	PT	C30	C12	RD
A-CLASS (W176)	12 →	60	24	PT	48	19	PT			
B-CLASS (W245)	05 → 11	65	26	PT	58	23	PT			
B-CLASS (W246)	11 →	65	26	PT	48	19	PT	C25	C10	RD
C-CLASS (W203)	01 → 07	60	24	B1	56	22	B1	C40	C16	RD+
	03 → 07	60	24	CL	56	22	CL			
C-CLASS (W204)	07 →	60	24	ST <sup>SL</sup>	60	24	ST <sup>SL</sup>	C30	C12	RD
S-CLASS Coupe (C215)	00 → 06	65	26	ST <sup>SL</sup>	65	26	ST <sup>SL</sup>			
S-CLASS Coupe (C216)	06 →	65	26	ST <sup>SL</sup>	65	26	ST <sup>SL</sup>			
CL (215) Coupe	99 → 06	65	26	SL	65	26	SL			
CL (216) Coupe	06 →	65	26	ST <sup>SL</sup>	65	26	ST <sup>SL</sup>			
CLA (C117)	13 →	60	24	PT	48	19	PT			

# Spezifikation für Fahrzeuge




Specification for cars / Спецификация автомобилей



Car-Type	anno			Adapter			Adapter			Adapter
		cm	inch		cm	inch		cm	inch	
CLS (C219)	04 → 10	65	26	SL	65	26	SL			
CLS (C218)	10 →	60	24	ST <sup>SL</sup>	60	24	ST <sup>SL</sup>			
E-CLASS (W211)	02 → 06	65	26	SL	65	26	SL			
	07 → 09	65	26	PT	65	26	PT	C40	C16	RD+
G-CLASS (W460)	79 → 90	40	16	B1	40	16	B1	C40	C16	RD+
G-CLASS (W461)	90 → 01	40	16	B1	40	16	B1	C40	C16	RD+
G-CLASS (W463)	90 →	40	16	B1	40	16	B1	C40	C16	RD+
G-CLASS Cabrio (W463)	80 →	40	16	B1	40	16	B1			
GL-CLASS (X164)	06 → 12	70	28	PT	53	21	PT			
GLA (X156)	13 →	60	24	PT	40	16	PT			
GLK-CLASS (X204)	08 →	53	21	ST <sup>SL</sup>	48	19	ST <sup>SL</sup>			
M-CLASS (W163)	97 → 05	56	22	B1	56	22	B1			
M-CLASS (W164)	05 → 11	70	28	PT	53	21	PT			
M-CLASS (W166)	11 →	65	26	TL	58	23	TL	C30	C12	RD
R-CLASS (W251)	05 →	70	28	PT	53	21	PT	C30	C12	RD
S-CLASS (W116)	72 → 80	48	19	B1	45	18	B1			
S-CLASS (W126)	79 → 91	53	21	B1	53	21	B1			
S-CLASS (W220)	98 → 02	65	26	TR	65	26	TR			
S-CLASS (W221)	05 →	65	26	ST <sup>SL</sup>	65	26	ST <sup>SL</sup>			
S-CLASS Coupe (C126)	81 → 91	53	21	B1	53	21	B1			
SL (R107)	71 → 89	48	19	B1	45	18	B1			
SL (R230)	01 → 12	65	26	ST <sup>SL</sup>	65	26	ST <sup>SL</sup>			
SL (R231)	12 →	65	26	TL	53	21	TL			
SL Coupe (C107)	71 → 89	48	19	B1	45	18	B1			
SLK (R170)	96 → 04	53	21	B1	53	21	B1			
SLK (R171)	04 → 11	53	21	PT	53	21	PT			
SLK (R172)	11 →	53	21	PT	53	21	PT			
SLR (R199)	04 → 09	65	26	ST <sup>SL</sup>	65	26	ST <sup>SL</sup>			
Vaneo (414)	02 → 04	65	26	B1	60	24	B1			
	04 → 05	65	26	PT	58	23	PT			
VITO (W638)	96 → 03	65	26	B1	56	22	B1			

A  
B  
C  
D  
E  
F  
G  
H  
I  
J  
K  
L  
M  
N  
O  
P  
Q  
R  
S  
T  
U  
V  
W  
X  
Y  
Z

A  
B  
C  
D  
E  
F  
G  
H  
I  
J  
K  
L  
M  
N  
O  
P  
Q  
R  
S  
T  
U  
V  
W  
X  
Y  
Z

Car-Type	anno			Adapter			Adapter			Adapter
		cm	inch		cm	inch		cm	inch	
<b>... MERCEDES-BENZ</b>										
VITO (W447)	14 →	70	28	PT	45	18	PT			
<b>MERCEDES-BENZ VAN</b>										
SPRINTER (901, 902)	95 → 06	60	24	B1	53	21	B1			
SPRINTER (903, 906)	95 → 06	60	24	B1	53	21	B1			
SPRINTER (906)	06 →	65	26	PT	60	24	PT			
T1 - 2t, 3t, 4t Box / Bus / Flatbed (601, 602)	77 → 95	50	20	B1	50	20	B1			
T2 - 5t, 6t, 7t, 8t Box / Bus / Flatbed	86 → 94	60	24	B1	60	24	B1			
VARIO 512D-812D	96 →	60	24	B1	60	24	B1			
<b>MG</b>										
MAESTRO	83 → 90	50	20	B1	50	20	B1			
METRO	82 → 90	40	16	B1	40	16	B1			
MGF (RD)	95 → 02	50	20	B1	50	20	B1			
MG TF	02 →	50	20	B1	50	20	B1			
MG ZR	01 →	45	18	B1	45	18	B1			
MG ZS Hatchback	01 →	50	20	B1	45	18	B1			
MG ZS Saloon	01 →	50	20	B1	45	18	B1			
MG ZT- T Combi / Estate	01 →	53	21	B1	53	21	B1			
MG ZT Saloon	01 →	53	21	B1	53	21	B1			
MONTEGO	84 → 90	50	20	B1	50	20	B1			
<b>MINI</b>										
One (D), Cooper (S) (R50, R53)	01 → 06	45	18	B1	45	18	B1			
Cabrio (R52)	04 → 08	45	18	B1	45	18	B1			
Clubman (R55)	07 →	45	18	B1	45	18	B1			
One (D), Cooper (S, D) (R56)	06 → 13	45	18	B1	45	18	B1			
Cooper S	14 →	45	18	B1	48	19	B1	C25	C10	RD
One (F56)	14 →	48	19	BL	50	20	BL			
Cabrio (R57)	09 →	45	18	B1	45	18	B1			
Coupé (R58)	11 →	50	20	PT	53	21	PT			
Cooper (R59)	12 →	50	20	PT	50	20	PT			
Countryman (R60)	10 →	48	19	PT	50	20	PT	C25	C10	RD







# Spezifikation für Fahrzeuge

Specification for cars / Спецификация автомобилей



Car-Type	anno			Adapter			Adapter			Adapter
		cm	inch		cm	inch		cm	inch	
<b>mitsubishi</b>										
3000 GT (Z16A)	92 → 99	53	21	B1	50	20	B1			
ASX	10 →	60	24	B1	53	21	B1	C25	C10	RB
CARISMA (DA)	95 → 06	53	21	B1	50	20	B1	50	20	B1
COLT IV (CA-A)	88 → 95	50	20	B1	43	17	B1	50	20	B1
COLT V (CJ-A)	95 → 04	53	21	B1	48	19	B1	C35	C14	RD+
COLT VI	04 → 09	65	26	B1	28	11	B1	C35	C14	RD
COLT VII	09 →	65	26	B1	33	13	B1	C35	C14	RD+
ECLIPSE (D2-A)	89 → 95	50	20	B1	50	20	B1			
ECLIPSE II (D3)	94 → 99	60	24	B1	53	21	B1			
GALANT IV (E3-A)	87 → 92	48	19	B1	45	18	B1			
GALANT V (E5-A, E7-A, E8-A)	92 → 96	53	21	B1	48	19	B1	C40	C16	RD+
GALANT VI (EA)	96 → 04	53	21	B1	45	18	B1			
GALLOPER	98 → 03	43	17	B1	43	17	B1			
GRANDIS	04 → 11	70	28	TR	56	22	B1	C25	C10	RB
GTO	90 → 96	53	21	B1	50	20	B1			
iMIEV	11 →	70	28	B1	-	-		C30	C12	RB
LANCER IV (C6-A, C7-A)	88 → 94	50	20	B1	43	17	B1			
LANCER V (CB/D-A)	92 → 03	50	20	B1	43	17	B1			
LANCER VI (CK/P-A)	95 → 03	53	21	B1	48	19	B1			
LANCER VII	03 → 08	60	24	B1	45	18	B1			
LANCER	08 →	60	24	B1	45	18	B1	C35	C14	RB
LANCER EVO VII, VIII, IX, X	04 →	60	24	B1	45	18	B1			
MIRAGE	91 → 95	50	20	B1	43	17	B1			
	95 → 03	53	21	B1	48	19	B1			
MONTERO (L04-G, L14-G)	82 → 91	40	16	B1	40	16	B1			
MONTERO (V2, V4)	90 → 00	48	19	B1	48	19	B1			
MONTERO Classic (V2-W)	02 →	50	20	B1	50	20	B1			
OUTLANDER	03 → 07	56	22	B1	45	18	B1			
	07 → 12	60	24	B1	53	21	B1	C30	C12	RD+
OUTLANDER GF_W	12 →	65	26	B1	45	18	B1	C30	C12	RB

A  
B  
C  
D  
E  
F  
G  
H  
I  
J  
K  
L  
M  
N  
O  
P  
Q  
R  
S  
T  
U  
V  
W  
X  
Y  
Z

Car-Type	anno			Adapter			Adapter	 REAR CLASSIC-C 		Adapter	
		cm	inch		cm	inch		cm	inch		
<b>... MITSUBISHI</b>											
PAJERO I	82 → 91	40	16	B1	40	16	B1				
PAJERO II	90 → 00	48	19	B1	48	19	B1				
PAJERO III (V60)	00 → 07	50	20	B1	50	20	B1	C40	C16	RD+	
PAJERO IV (V80, V90)	07 →	56	22	B1	50	20	B1				
PAJERO CLASSIC (V2-W)	02 →	50	20	B1	50	20	B1				
PAJERO Pinin	98 → 05	45	18	B1	48	19	B1				
PAJERO Sport (K90)	98 →	50	20	B1	50	20	B1				
SAPPORO III (E16A)	87 → 90	45	18	B1	45	18	B1				
SANTAMO MPV	99 →	56	22	B1	45	18	B1				
SIGMA (F16A)	90 → 91	53	21	B1	45	18	B1				
	92 → 96	50	20	B1	48	19	B1				
SIGMA Station Wagon (F07W)	93 → 96	50	20	B1	48	19	B1				
SPACE GEAR (PA / B / D-V/W)	95 → 00	65	26	B1	65	26	B1				
SPACE RUNNER (N1-W, N2-W)	91 → 99	56	22	B1	45	18	B1				
SPACE RUNNER (N50)	99 → 02	56	22	B1	45	18	B1				
SPACE STAR (DG0)	98 → 05	53	21	B1	45	18	B1				
SPACE STAR	12 →	56	22	B1	35	14	B1	C30	C12	RA	
SPACE WAGON (D0-V/W)	84 → 91	56	22	B1	53	21	B1				
SPACE WAGON (N3-W, N4-W)	91 → 98	56	22	B1	45	18	B1				
SPACE WAGON (N5-W)	98 → 04	65	26	B1	40	16	B1	C35	C14	RD+	
STARION (A18-A)	82 → 90	45	18	B1	45	18	B1				
TREDIA (A21)	82 → 86	45	18	B1	45	18	B1				
<b>MITSUBISHI VAN</b>											
CANTER 35, 55, 60, 75 (FB4, FE4) (FUSO)	86 → 96	45	18	B1	45	18	B1				
CANTER 35, 55, 60, 75 (FB6, FE5, FE6) (FUSO)	96 → 01	50	20	B1	50	20	B1				
	01 →	50	20	B1	50	20	B1				
L 200 (K-T)	96 →	48	19	B1	48	19	B1				
L 200 Pickup D-ID	06 →	53	21	B1	48	19	B1				
L 300 Box (P0-W, P1-W)	86 →	45	18	B1	45	18	B1				
L 300 Bus (P0-W, P1-W, P2-W)	86 →	45	18	B1	45	18	B1				

A  
B  
C  
D  
E  
F  
G  
H  
I  
J  
K  
L  
M  
N  
O  
P  
Q  
R  
S  
T  
U  
V  
W  
X  
Y  
Z


# Spezifikation für Fahrzeuge

Specification for cars / Спецификация автомобилей



Car-Type	anno			Adapter			Adapter			
		cm	inch		cm	inch		cm	inch	Adapter
L 300 Flatbed / Chassis (P1-T)	94 →	45	18	B1	45	18	B1			
L 400 Box (PAOV)	96 →	65	26	B1	65	26	B1			
L 400 Bus (PAOV)	96 →	65	26	B1	65	26	B1			
<b>MOSKVIC</b>										
403, 408, 412, 426, 426, 427, 434, 1400	62 → 76	28	11	B1	28	11	B1			
21412, Aleko	89 →	45	18	B1	45	18	B1			
Aleko, Sviatogor 2141, 21412, 23352	86 →	45	18	B1	45	18	B1	45	18	B1
Pick-Up	91 →	45	18	B1	45	18	B1			
<b>NISSAN</b>										
100 NX (B13)	90 → 94	53	21	B1	48	19	B1			
200 SX (S13)	88 → 94	50	20	B1	50	20	B1			
200 SX (S14)	93 → 99	53	21	B1	50	20	B1			
300 ZX (Z32)	90 → 95	53	21	B1	53	21	B1			
350 Z	02 → 09	50	20	B1	45	18	B1			
370 Z	09 →	53	21	B1	48	19	B1			
ALMERA (N15)	95 → 00	53	21	B1	48	19	B1			
ALMERA II (N16)	00 → 07	53	21	B1	40	16	B1	C35	C14	RD
ALMERA TINO MPV (V10)	00 → 06	65	26	B1	45	18	B1	50	20	B1
CUBE (Z12)	10 →	50	20	B1	50	20	B1			
Juke (F15)	10 →	56	22	B1	35	14	B1	C30	C12	RD
KUBISTAR MPV	03 → 09	50	20	B1	50	20	B1	C35	C14	RD+
LAUREL (JC32)	84 → 90	48	19	B1	48	19	B1			
MAXIMA (J30)	88 → 95	53	21	B1	50	20	B1			
MAXIMA QX (A32)	95 → 00	53	21	B1	53	21	B1			
MAXIMA QX (A33)	00 →	65	26	B1	43	17	B1			
MICRA (K10)	82 → 92	45	18	B1	45	18	B1			
MICRA (K11)	92 → 03	50	20	B1	45	18	B1			
MICRA (K12)	03 → 13	53	21	B1	45	18	B1	C40	C16	RD
MICRA (K13)	13 →	53	21	B1	35	14	B1	C30	C12	RB
MURANO (Z50)	04 →	65	26	B1	45	18	B1	C30	C12	RB
MURANO	13 →	60	24	B1	38	15	B1	C30	C12	RD+

A  
B  
C  
D  
E  
F  
G  
H  
I  
J  
K  
L  
M  
N  
O  
P  
Q  
R  
S  
T  
U  
V  
W  
X  
Y  
Z

Car-Type	anno			Adapter			Adapter			Adapter	
		cm	inch		cm	inch		cm	inch		
<b>... NISSAN</b>											
NV400	11 →	65	26	B1	65	26	B1				
NOTE (E11) MPV	06 → 12	60	24	B1	35	14	B1	C30	C12	RB	
NOTE (E12)	12 →	65	26	B1	35	14	B1	C30	C12	RB	
PATHFINDER (R50)	97 → 04	56	22	B1	53	21	B1	C25	C10	RD+	
PATHFINDER (R51)	05 →	60	24	B1	48	19	B1	C30	C12	RB	
PATROL GR (Y60)	87 → 97	45	18	B1	45	18	B1				
PATROL GR Mk II (Y61)	97 →	48	19	B1	50	20	B1				
PATROL Hardtop (K260)	86 → 90	45	18	B1	45	18	B1	C25	C10	RD+	
PATROL Station Wagon (W260)	88 → 95	45	18	B1	45	18	B1	C25	C10	RD+	
PATROL	07 →	48	19	B1	50	20	B1				
PIXO	09 →	53	21	B1	35	14	B1				
PULSAR	14 →	65	26	TL	35	14	TL				
PRIMERA	90 → 01	53	21	B1	48	19	B1	53	21	B1	
PRIMERA	02 → 08	65	26	B1	48	19	B1				
QASHQAI / QASHQAI+2	07 → 13	60	24	PT	38	15	PT	C30	C12	RD	
QASHQAI	14 →	65	26	B1	43	17	B1				
SERENA (C23M)	92 → 01	60	24	B1	60	24	B1				
SKYLINE	89 → 00	45	18	B1	45	18	B1				
SUNNY (Y10)	90 → 00	53	21	B1	48	19	B1	C30	C12	RD+	
TERRANO (WD21)	86 → 96	45	18	B1	45	18	B1				
TERRANO MKII (R20)	92 →	53	21	B1	50	20	B1				
TIIDA / VERSA (C11X)	06 →	60	24	B1	35	14	B1				
X-TRAIL (T30)	01 → 07	60	24	B1	38	15	B1	C40	C16	RD+	
X-TRAIL (T31)	07 → 14	60	24	B1	40	16	B1	C35	C14	RB	
X-TRAIL (T32)	14 →	65	26	B1	43	17	B1	C30	C12	RB	
<b>NISSAN VAN</b>											
CABSTAR E 75, 90, 110, 120	98 → 06	50	20	B1	50	20	B1				
CABSTAR 28, 35, 45	06 →	50	20	B1	50	20	B1				
EBRO TRADE	92 → 97	50	20	B1	50	20	B1				
INTERSTAR Box (X70)	02 →	60	24	B1	60	24	B1				

A  
B  
C  
D  
E  
F  
G  
H  
I  
J  
K  
L  
M  
N  
O  
P  
Q  
R  
S  
T  
U  
V  
W  
X  
Y  
Z

# Spezifikation für Fahrzeuge





Specification for cars / Спецификация автомобилей



Car-Type	anno			Adapter			Adapter	REAR CLASS=C-C		
		cm	inch		cm	inch		cm	inch	Adapter
INTERSTAR Bus (X70)	02 →	60	24	B1	60	24	B1			
INTERSTAR Flatbed / Chassis (X70)	03 →	60	24	B1	60	24	B1			
KING CAB	86 →	45	18	B1	45	18	B1			
KUBISTAR (X76)	03 →	50	20	B1	50	20	B1			
NAVARA Pickup	05 →	60	24	B1	48	19	B1			
PICK UP (D21)	85 → 98	48	19	B1	48	19	B1			
PICK UP (D22)	97 →	48	19	B1	48	19	B1			
PRIMASTAR Box	02 →	60	24	B1	53	21	B1	C40	C16	RD
PRIMASTAR Bus	02 →	60	24	B1	53	21	B1	C40	C16	RD+
SUNNY Box (Y10)	90 → 00	53	21	B1	48	19	B1			
TRADE Flatbed / Chassis	86 →	50	20	B1	50	20	B1			
URVAN Box (E24)	80 → 92	45	18	B1	45	18	B1			
	93 →	48	19	B1	48	19	B1			
URVAN Bus (E24)	80 → 92	45	18	B1	45	18	B1			
	93 →	48	19	B1	48	19	B1			
VANETTE Bus (KC120)	81 → 87	40	16	B1	40	16	B1			
VANETTE Box (C22)	86 → 95	53	21	B1	48	19	B1			
VANETTE Bus (C22)	86 → 95	53	21	B1	48	19	B1			
VANETTE CARGO Box (HC 23)	95 →	60	24	B1	60	24	B1			
VANETTE CARGO Bus (HC 23)	96 →	60	24	B1	60	24	B1			
<b>OPEL</b>										
ADAM	13 →	65	26	TL	40	16	TL	C35	C14	RA
AGILAA	00 → 07	50	20	B1	45	18	B1	C30	C12	RD+
AGILAB	08 →	56	22	B1	40	16	B1			
AMPERA	11 →	65	26	TL	65	26	TL			
ANTARA	06 →	60	24	B1	40	16	B1			
ASCONA C (81, 86, 87, 88)	81 → 88	45	18	B1	45	18	B1			
ASTRA Sports Tourer	12 →	70	28	TL	60	24	TL			
ASTRA F	91 → 98	45	18	B1	45	18	B1			
ASTRA F CLASSIC	98 → 05	45	18	B1	45	18	B1			
ASTRA G	98 → 05	50	20	B1	48	19	B1			

A  
B  
C  
D  
E  
F  
G  
H  
I  
J  
K  
L  
M  
N  
O  
P  
Q  
R  
S  
T  
U  
V  
W  
X  
Y  
Z

A  
B  
C  
D  
E  
F  
G  
H  
I  
J  
K  
L  
M  
N  
O  
P  
Q  
R  
S  
T  
U  
V  
W  
X  
Y  
Z

Car-Type	anno			Adapter			Adapter	 REAR CLASSIC-C 		Adapter
		cm	inch		cm	inch		cm	inch	
<b>... OPEL</b>										
ASTRA G CLASSIC II	03 → 09	50	20	B1	48	19	B1			
ASTRA H	04 → 10	56	22	SL	45	18	SL	C30	C12	RA
ASTRA J	09 →	65	26	TL <sup>BF</sup>	65	24	TL <sup>BF</sup>			
CALIBRA (85)	90 → 97	48	19	B1	48	19	B1			
CASCADA	13 →	65	26	TL <sup>BF</sup>	65	24	TL <sup>BF</sup>			
COMBO C Tour MPV	01 → 11	50	20	B1	43	17	B1			
COMBO D Tour MPV	11 →	60	24	TL	40	16	TL			
CORSA A	82 → 93	40	16	B1	40	16	B1			
CORSA B	93 → 00	45	18	B1	45	18	B1	C30	C12	RD+
CORSA C	00 → 06	50	20	B1	45	18	B1			
CORSA D	06 →	65	26	PT	40	16	PT	C30	C12	RD
FRONTERA A	91 → 98	48	19	B1	48	19	B1			
FRONTERA B (6B)	98 → 04	48	19	B1	48	19	B1			
GT Roadster	07 → 09	40	16	B1	53	21	B1			
INSIGNIA	08 →	60	24	B1	45	18	B1	C30	C12	RD
INSIGNIA Hatchback	08 →	60	24	B1	45	18	B1	50	20	PT
KADETT E Hatchback (33, 34, 43, 44)	84 → 91	45	18	B1	45	18	B1			
KADETT E Saloon (39, 49)	84 → 91	45	18	B1	45	18	B1			
KADETT E Cabrio (43B)	86 → 93	45	18	B1	45	18	B1			
KADETT E Combi / Estate (35, 36, 45, 46)	84 → 91	45	18	B1	45	18	B1			
MANTA B (58, 59)	75 → 88	45	18	B1	45	18	B1			
MANTA B CC (53, 55)	75 → 88	45	18	B1	45	18	B1			
MERIVA A MPV	03 → 10	60	24	B1	60	24	B1			
MERIVA B MPV	10 →	70	28	TL	58	23	TL	C40	C16	RD
MOKKA	12 →	65	26	TL	35	14	TL			
MONTEREY A (UBS)	91 → 98	50	20	B1	50	20	B1			
MONTEREY B	98 → 99	50	20	B1	50	20	B1			
MONZAA (22)	78 → 86	45	18	B1	45	18	B1			
OMEGA A (16, 17, 19)	86 → 94	48	19	B1	48	19	B1			
OMEGA A Combi / Estate (66, 67)	86 → 94	48	19	B1	48	19	B1			

# Spezifikation für Fahrzeuge




Specification for cars / Спецификация автомобилей



Car-Type	anno			Adapter			Adapter	REAR CLASSIC-C		Adapter
		cm	inch		cm	inch		cm	inch	
OMEGA B (25, 26, 27)	94 → 03	60	24	B1	48	19	B1	C30	C12	RD+
OMEGA B Combi / Estate (21, 22, 23)	94 → 03	60	24	B1	48	19	B1			
REKORD E (17-19, 11, 14, 16)	77 → 86	45	18	B1	45	18	B1			
REKORD E Combi / Estate (61, 66, 67)	77 → 86	45	18	B1	45	18	B1			
SENATOR B (29)	87 → 93	48	19	B1	48	19	B1			
SIGNUM	03 → 10	60	24	B1	48	19	B1			
SPEEDSTER Cabrio	00 → 05	60	24	B1	-	-				
TIGRA Coupe (95)	94 → 00	45	18	B1	45	18	B1			
TIGRA TwinTop	04 → 09	50	20	B1	45	18	B1			
VECTRA (A, B)	88 → 02	48	19	B1	48	19	B1			
VECTRA C	02 → 08	60	24	B1	48	19	B1			
VIVARO	01 → 14	60	24	B1	53	21	B1	C40	C16	RA
VIVARO	14 →	65	26	TL	48	19	TL			
ZAFIRA A MPV (F75)	99 → 05	60	24	B1	60	24	B1	C40	C16	RD+
ZAFIRA	05 →	70	28	PT <sup>BF</sup>	56	22	PT <sup>BF</sup>	C35	C14	RA
ZAFIRA Tourer	12 →	76	30	TL <sup>BF</sup>	70	28	TL <sup>BF</sup>			
<b>OPEL VAN</b>										
ARENA Box (TB, TF)	98 → 01	50	20	B1	50	20	B1			
ARENA Combi Bus (THB)	98 → 01	50	20	B1	50	20	B1			
ASTRA F Van (55)	91 → 99	45	18	B1	45	18	B1			
ASTRA G Box (F70)	99 → 05	50	20	B1	48	19	B1			
CAMPO Pickup (TF)	87 →	45	18	B1	45	18	B1			
COMBO Box (71)	94 → 01	45	18	B1	45	18	B1			
COMBO Box Body / Combi / Estate	01 →	50	20	B1	43	17	B1			
CORSA A Box	86 → 94	40	16	B1	40	16	B1			
CORSA B Box (73)	99 → 00	45	18	B1	45	18	B1			
CORSA C Box (F08, W5L)	00 →	50	20	B1	45	18	B1			
KADETT E Box (37, 47)	84 → 92	45	18	B1	45	18	B1			
KADETT E Combo (38, 48)	86 → 94	45	18	B1	45	18	B1			
<b>PERODUA</b>										
NIPPA / Kancil	00 →	45	18	B1	40	16	B1			

A  
B  
C  
D  
E  
F  
G  
H  
I  
J  
K  
L  
M  
N  
O  
P  
Q  
R  
S  
T  
U  
V  
W  
X  
Y  
Z

A  
B  
C  
D  
E  
F  
G  
H  
I  
J  
K  
L  
M  
N  
O  
**P**  
Q  
R  
S  
T  
U  
V  
W  
X  
Y  
Z

Car-Type	anno			Adapter			Adapter	REAR CLASSIC-C 		Adapter
		cm	inch		cm	inch		cm	inch	
<b>... PERODUA</b>										
KENARI	00 →	48	19	B1	43	17	B1			
<b>PEUGEOT</b>										
104	72 → 81	35	14	B1	35	14	B1			
	81 → 88	40	16	B1	40	16	B1			
106 (S1)	91 → 96	50	20	B1	45	18	B1			
106 (S2)	96 → 03	50	20	B1	45	18	B1			
107	05 →	65	26	B1	-	-		C30	C12	RD
1007	05 → 09	60	24	B1	45	18	B1			
205	83 → 98	45	18	B1	45	18	B1			
206	98 →	65	26	B1	40	16	B1	C35	C14	RD
207	06 →	65	26	SL	43	17	SL			
208	12 →	65	26	TL	40	16	TL	C35	C14	RD
2008	13 →	65	26	TL	40	16	TL	C30	C12	RA
305	82 → 90	40	16	B1	40	16	B1			
306	93 → 01	56	22	B1	50	20	B1			
307	01 → 04	70	28	B1	65	26	B1			
	04 → 08	70	28	PT	65	26	PT			
308	07 →	76	30	TL	65	26	TL	C30	C12	RD
	13 →	60	24	TL	45	18	TL			
309 (10C, 10A)	85 → 89	45	18	B1	45	18	B1			
309 II (3C, 3A)	89 → 93	45	18	B1	45	18	B1			
3008	09 →	70	28	TL	70	28	TL			
405 (15B)	87 → 93	53	21	B1	53	21	B1			
406 (8B)	95 → 04	60	24	B1	56	22	B1			
407	04 → 11	70	28	SL	70	28	SL	C30	C12	RD
4007	07 →	60	24	B1	53	21	B1	C25	C10	RD+
4008	12 →	60	24	B1	53	21	B1			
505 (551A)	79 → 93	45	18	B1	45	18	B1			
505 Break (551D)	82 → 93	45	18	B1	45	18	B1			
508	11 →	65	26	TL	65	26	TL	C30	C12	RD






# Spezifikation für Fahrzeuge

Specification for cars / Спецификация автомобилей



Car-Type	anno			Adapter			Adapter	REAR CLASSIC-C		Adapter
		cm	inch		cm	inch		cm	inch	
5008	09 →	76	30	TL <sup>BF</sup>	65	26	TL <sup>BF</sup>	C30	C12	RD
604	77 → 87	45	18	B1	45	18	B1			
605 (6B)	89 → 99	53	21	B1	53	21	B1			
806 (221)	94 → 02	65	26	B1	50	20	B1			
807	02 →	65	26	B1	65	26	B1			
BIPPER Tepee MPV	08 →	65	26	BL	48	19	BL			
RCZ	10 →	65	26	TL	65	26	TL			
EXPERT MPV (224)	95 →	70	28	B1	50	20	B1			
EXPERT MPV (Teepée)	07 →	70	28	B1	50	20	B1	C40	C16	RD+
ION	10 →	70	28	B1	-	-				
PARTNER	96 → 08	53	21	B1	53	21	B1			
PARTNER (Teepée)	08 →	65	26	BL	40	16	BL			
	08 →	65	26	TL	40	16	TL			
<b>PEUGEOT VAN</b>										
BIPPER Box	08 →	65	26	B1	48	19	B1			
205 Van	94 →	45	18	B1	45	18	B1			
BOXER Box (230L)	94 → 02	53	21	B1	53	21	B1			
BOXER Bus (230P)	94 → 02	53	21	B1	53	21	B1			
BOXER Flatbed / Chassis	94 → 02	53	21	B1	53	21	B1			
BOXER Box (244)	02 →	53	21	B1	53	21	B1			
BOXER Bus (244, Z)	02 →	53	21	B1	53	21	B1			
BOXER Flatbed / Chassis (244)	02 →	53	21	B1	53	21	B1			
BOXER Box	06 →	65	26	TL	53	21	TL			
BOXER Bus	06 →	65	26	TL	53	21	TL			
BOXER Flatbed / Chassis	06 →	65	26	B1	53	21	B1			
EXPERT Box (222)	95 →	65	26	B1	50	20	B1			
EXPERT Flatbed / Chassis (223)	95 →	65	26	B1	50	20	B1			
EXPERT Box	07 →	65	26	B1	50	20	B1			
EXPERT Flatbed / Chassis	07 →	65	26	B1	50	20	B1			
J5	90 → 94	50	20	B1	50	20	B1			
PARTNER Box (5)	96 → 08	53	21	B1	53	21	B1			

A  
B  
C  
D  
E  
F  
G  
H  
I  
J  
K  
L  
M  
N  
O  
**P**  
Q  
R  
S  
T  
U  
V  
W  
X  
Y  
Z

Car-Type	anno			Adapter			Adapter	REAR CLASSIC-C 		Adapter
		cm	inch		cm	inch		cm	inch	
<b>... PEUGEOT VAN</b>										
PARTNER Box	08 →	65	26	B1	40	16	B1			
<b>PORSCHE</b>										
911	63 → 90	38	15	B1	38	15	B1			
911 (964)	88 → 93	38	15	B1	38	15	B1			
911 (993)	93 → 97	38	15	B1	38	15	B1	C35	C14	RD+
911 (996)	97 → 05	56	22	B1	56	22	B1			
911 (997)	05 →	56	22	B1	56	22	B1			
924	75 → 88	45	18	B1	45	18	B1			
928	77 → 89	45	18	B1	45	18	B1			
	90 → 94	50	20	B1	50	20	B1			
	95 → 95	48	19	B1	48	19	B1			
944	81 → 87	45	18	B1	45	18	B1			
	88 → 91	48	19	B1	48	19	B1			
959	86 → 91	33	13	B1	33	13	B1			
968	91 → 95	45	18	B1	45	18	B1			
968 Cabrio	91 → 95	45	18	B1	45	18	B1			
BOXSTER	96 →	56	22	B1	56	22	B1			
CARRERA GT, S, 4	03 → 06	56	22	B1	56	22	B1			
CAYENNE	02 → 10	65	26	SL	65	26	SL			
	10 → 11	65	26	SL	65	26	SL			
CAYMAN S	05 →	53	21	B1	53	21	B1			
PANAMERA	09 →	60	24	B1	53	21	B1			
<b>PROTON</b>										
GEN-2	04 →	53	21	B1	43	17	B1			
IMPIAN	01 →	50	20	B1	43	17	B1			
JUMPBUCK Pickup	02 →	50	20	B1	43	17	B1			
MPI Saloon, Hatchback	89 → 96	48	19	B1	45	18	B1			
AEROBACK Hatchback	89 → 96	48	19	B1	45	18	B1			
PERSONA 300	96 →	50	20	B1	43	17	B1			
PERSONA 400 Saloon	94 →	50	20	B1	43	17	B1			

A  
B  
C  
D  
E  
F  
G  
H  
I  
J  
K  
L  
M  
N  
O  
P  
Q  
R  
S  
T  
U  
V  
W  
X  
Y  
Z

# Spezifikation für Fahrzeuge




Specification for cars / Спецификация автомобилей



Car-Type	anno			Adapter			Adapter			
		cm	inch		cm	inch		cm	inch	Adapter
PERSONA 400 Hatchback	94 →	50	20	B1	43	17	B1			
SAGA Saloon	88 → 96	40	16	B1	40	16	B1			
SAGA Hatchback	88 → 96	40	16	B1	40	16	B1			
SATRIA I	96 →	50	20	B1	43	17	B1			
SATRIA II	07 →	53	21	B1	45	18	B1			
SAVVY	05 →	53	21	B1	43	17	B1			
WIRA Hatchback	00 →	50	20	B1	43	17	B1			
WIRA Saloon	00 →	50	20	B1	43	17	B1			
<b>RENAULT</b>										
4 (112)	62 → 93	28	11	B1	28	11	B1			
5	72 → 77	33	13	B1	33	13	B1			
	78 → 85	35	14	B1	35	14	B1			
6	69 → 87	35	14	B1	35	14	B1			
9 (L42)	81 → 89	40	16	B1	40	16	B1			
11 (B/C37)	83 → 89	40	16	B1	40	16	B1			
12	69 → 74	38	15	B1	38	15	B1			
	75 → 80	40	16	B1	40	16	B1			
12 Variable (117)	70 → 74	38	15	B1	38	15	B1			
13 Variable (117)	75 → 80	40	16	B1	40	16	B1			
14 (121)	76 → 83	40	16	B1	40	16	B1			
15 (130)	72 → 80	40	16	B1	40	16	B1			
16 (115)	65 → 80	35	14	B1	35	14	B1			
17	72 → 80	40	16	B1	40	16	B1			
18 (134)	78 → 86	40	16	B1	40	16	B1			
18 Variable (135)	79 → 86	40	16	B1	40	16	B1			
19 Hatchback (B/C53)	88 → 92	50	20	B1	50	20	B1			
19 Chamade (L53)	88 → 92	50	20	B1	50	20	B1			
19 Cabrio (D53)	91 → 92	50	20	B1	50	20	B1			
19 II Hatchback (B/C53)	91 → 95	50	20	B1	50	20	B1			
19 II Chamade (L53)	92 → 95	50	20	B1	50	20	B1			
19 II Cabrio (D53, 853)	92 → 96	50	20	B1	50	20	B1			

- A
- B
- C
- D
- E
- F
- G
- H
- I
- J
- K
- L
- M
- N
- O
- P**
- Q
- R**
- S
- T
- U
- V
- W
- X
- Y
- Z

A  
B  
C  
D  
E  
F  
G  
H  
I  
J  
K  
L  
M  
N  
O  
P  
Q  
**R**  
S  
T  
U  
V  
W  
X  
Y  
Z

Car-Type	anno			Adapter			Adapter	REAR CLASSIC-C 		Adapter
		cm	inch		cm	inch		cm	inch	
<b>... RENAULT</b>										
21 Hatchback (B48)	89 → 94	50	20	B1	50	20	B1			
21 Saloon (L48)	86 → 94	50	20	B1	50	20	B1			
21 Savanna (K48)	86 → 94	50	20	B1	50	20	B1			
25 (B29)	84 → 93	53	21	B1	53	21	B1			
30 (127)	75 → 86	45	18	B1	45	18	B1			
AVANTIME	01 → 03	65	26	B1	45	18	B1			
CAPTUR	13 →	65	26	BL	35	14	BL	C30	C12	RD
CLIO	90 → 94	45	18	B1	45	18	B1			
	94 → 98	50	20	B1	50	20	B1			
	98 → 08	53	21	B1	45	18	B1			
	05 → 12	60	24	BL	40	16	BL			
	12 →	65	26	BL	35	14	BL			
CLIO Grandtour	08 →	60	24	BL	40	16	BL			
ESPACE (J11)	84 → 92	53	21	B1	53	21	B1			
ESPACE (K)	02 →	70	28	B1	70	28	B1			
FLUENCE (Z)	10 →	60	24	BL	40	16	BL			
FUEGO	80 → 85	48	19	B1	48	19	B1			
GRAND ESPACE Mk IV (F/JP0)	02 →	76	30	SL	70	28	SL			
GRAND SCENIC II (JM)	03 → 09	65	26	CL	53	21	CL			
GRAND SCENIC III (JZ)	09 →	70	28	BL	65	26	BL			
KANGOO MPV (KC)	98 → 07	50	20	B1	50	20	B1	C35	C14	RD+
KANGOO MPV (W)	08 →	53	21	B1	53	21	B1			
KANGOO Be Bop MPV	09 →	58	23	B1	53	21	B1			
KOLEOS (Y)	08 →	60	24	PT	48	19	PT			
LATITUDE (L70)	11 →	60	24	B1	40	16	B1			
LAGUNA (B56)	94 → 01	60	24	B1	48	19	B1			
LAGUNA II (G)	00 → 07	60	24	B1	50	20	B1			
LAGUNA III (T)	07 →	65	26	BL	40	16	BL			
MEGANE (LA, BA, KA, DA, EA)	96 → 03	56	22	B1	50	20	B1	50	20	B1
MEGANE Scenic (JA)	96 → 99	60	24	B1	40	16	B1			




# Spezifikation für Fahrzeuge

Specification for cars / Спецификация автомобилей



Car-Type	anno			Adapter			Adapter	REAR CLASSIC-C		Adapter
		cm	inch		cm	inch		cm	inch	
MEGANE II (M)	02 → 09	60	24	B1	45	18	B1			
MEGANE III (Z)	09 →	60	24	BL	40	16	BL	C35	C14	RD
MODUS (P)	04 →	70	28	SL	65	26	SL	C25	C10	RD+
SAFRANE (B54)	92 → 00	60	24	B1	60	24	B1			
SCÉNIC (JA)	99 → 03	60	24	B1	40	16	B1			
SCÉNIC II (JM)	03 → 09	65	26	B1	53	21	B1			
SCÉNIC III (Z)	09 →	70	28	BL	65	26	BL	C25	C10	RD
SPORT SPIDER (EF0)	95 → 99	53	21	B1	53	21	B1			
SUPER 5 (B/C40)	89 → 96	45	18	B1	45	18	B1			
THALIA (LB0/1/2)	98 → 03	53	21	B1	45	18	B1			
TWINGO (C06)	93 → 97	65	26	B1	-	-				
TWINGO II (N)	07 → 14	60	24	TL	40	16	TL	C30	C12	RD
TWINGO III	14 →	50	20	BL	35	14	BL	C30	C12	RD
VEL SATIS MPV	02 → 09	76	30	SL	65	26	SL			
WIND	10 →	60	24	TL	40	16	TL			
<b>RENAULT VAN</b>										
4 Box	66 → 93	28	11	B1	28	11	B1			
5 Box	72 → 77	33	13	B1	33	13	B1			
	78 → 85	35	14	B1	35	14	B1			
11 Box (S37)	83 → 89	40	16	B1	40	16	B1			
19 Box (S53)	88 → 92	50	20	B1	50	20	B1			
19 II Box (S53)	92 → 95	50	20	B1	50	20	B1			
21 Box (S48)	86 → 94	50	20	B1	50	20	B1			
CLIO I Box (S57)	91 → 94	45	18	B1	45	18	B1			
	94 → 98	50	20	B1	50	20	B1			
CLIO II Box (SB0 / 1 / 2)	98 →	53	21	B1	45	18	B1			
EXTRA / EXPRESS Box (F40, G40)	85 → 98	45	18	B1	45	18	B1			
KANGOO Express (FC0 / 1)	98 →	50	20	B1	50	20	B1			
KANGOO Express (NEW)	08 →	58	23	B1	53	21	B1			
Master 2	02 → 10	65	26	B1	65	26	B1			
RAPID Box (F40, G40)	85 → 98	45	18	B1	45	18	B1			

A  
B  
C  
D  
E  
F  
G  
H  
I  
J  
K  
L  
M  
N  
O  
P  
Q  
R  
S  
T  
U  
V  
W  
X  
Y  
Z

Car-Type	anno			Adapter			Adapter			Adapter
		cm	inch		cm	inch		cm	inch	
<b>... RENAULT VAN</b>										
SUPER 5 Box (S40)	89 →	45	18	B1	45	18	B1			
TRAFIC I (T1...)	80 → 89	48	19	B1	48	19	B1			
TRAFIC Flatbed / Chassis (P6)	80 → 89	48	19	B1	48	19	B1			
TRAFIC (TXX, TXW)	89 → 01	50	20	B1	50	20	B1			
TRAFIC Flatbed / Chassis (PXX)	89 → 01	50	20	B1	50	20	B1			
TRAFIC II (FL, JL)	01 →	60	24	B1	53	21	B1			
TRAFIC II Flatbed / Chassis (EL)	01 →	60	24	B1	53	21	B1			
TWINGO Box (S06)	93 →	65	26	B1	-	-				
<b>ROLLS ROYCE</b>										
Silver Shadow	65 → 81	28	11	B1	28	11	B1			
CORNICHE	00 →	56	22	B1	56	22	B1			
<b>ROVER</b>										
25 Hatchback(RF)	99 →	45	18	B1	45	18	B1	45	18	B1
45 (RT)	00 →	50	20	B1	45	18	B1	45	18	B1
75 (RJ)	98 →	56	22	B1	56	22	B1			
100 (METRO) (XP)	89 → 98	40	16	B1	40	16	B1			
100 Cabrio (XP)	94 → 98	40	16	B1	40	16	B1			
200 Hatchback (RF)	95 → 00	45	18	B1	45	18	B1			
200 Saloon (XH)	85 → 89	45	18	B1	45	18	B1			
200 Coupe (XW)	92 → 99	45	18	B1	45	18	B1			
200 Hatchback (XW)	89 → 95	45	18	B1	45	18	B1			
400 Saloon (XW)	90 → 95	45	18	B1	45	18	B1			
400 Tourer (XW)	93 → 98	45	18	B1	45	18	B1			
400 Cabriolet (XW)	90 → 99	45	18	B1	45	18	B1			
400 Hatchback (RT)	95 → 00	50	20	B1	45	18	B1			
400 Saloon (RT)	95 → 00	50	20	B1	45	18	B1			
600 (RH)	93 → 99	53	21	B1	50	20	B1			
800 Hatchback	86 → 91	48	19	B1	48	19	B1			
	92 → 99	50	20	B1	50	20	B1			
800 Saloon	86 → 91	48	19	B1	48	19	B1			



# Spezifikation für Fahrzeuge

Specification for cars / Спецификация автомобилей



Car-Type	anno			Adapter			Adapter	REAR CLASSIC-C		Adapter
		cm	inch		cm	inch		cm	inch	
800 Saloon	92 → 99	50	20	B1	50	20	B1			
800 Coupe	92 → 99	50	20	B1	50	20	B1			
CITYROVER Hatchback	04 →	50	20	B1	50	20	B1			
COUPE	96 → 99	45	18	B1	45	18	B1			
MAESTRO	83 → 95	50	20	B1	50	20	B1			
MINI MK I Cabrio	92 → 01	28	11	B1	28	11	B1			
MINI MK I	62 → 91	28	11	B1	28	11	B1			
METRO	80 → 90	40	16	B1	40	16	B1			
MONTEGO Combi / Estate (XE)	84 → 93	50	20	B1	50	20	B1			
MONTEGO (XE)	84 → 95	50	20	B1	50	20	B1			
STREETWISE	03 →	45	18	B1	45	18	B1			
<b>SAAB</b>										
9-3 (YS3D)	98 → 03	53	21	B1	53	21	B1			
9-3 (YS3F)	03 → 07	56	22	B1	56	22	B1			
	07 →	60	24	PT	58	23	PT			
9-5	97 → 07	60	24	B1	56	22	B1			
	07 → 10	60	24	BL	58	23	BL			
9-3X	07 →	60	24	PT	58	23	PT			
9-7X 4x4	05 → 08	58	23	B1	58	23	B1			
90 Saloon	84 → 87	38	15	B1	38	15	B1			
95 Station Wagon	65 → 78	35	14	B1	35	14	B1			
96 Hatchback	65 → 80	35	14	B1	35	14	B1			
99 Saloon	67 → 87	38	15	B1	38	15	B1			
99 Combi Coupe	68 → 87	38	15	B1	38	15	B1			
600	81 → 86	45	18	B1	45	18	B1			
900 Hatchback	78 → 94	40	16	B1	40	16	B1			
900 Saloon	79 → 93	40	16	B1	40	16	B1			
900 Cabrio	86 → 94	40	16	B1	40	16	B1			
900 II Hatchback	93 → 98	53	21	B1	53	21	B1			
900 II Cabrio	93 → 98	53	21	B1	53	21	B1			

A  
B  
C  
D  
E  
F  
G  
H  
I  
J  
K  
L  
M  
N  
O  
P  
Q  
R  
S  
T  
U  
V  
W  
X  
Y  
Z

Car-Type	anno			Adapter			Adapter			Adapter
		cm	inch		cm	inch		cm	inch	
<b>... SAAB</b>										
900 II Coupe	93 → 98	53	21	B1	53	21	B1			
9000 Saloon	85 → 91	50	20	B1	50	20	B1			
	92 → 98	53	21	B1	53	21	B1			
<b>SEAT</b>										
ALHAMBRA (7V8, 7V9)	01 → 12	70	28	SL	70	28	SL			
ALHAMBRA	13 →	70	28	ST	40	16	ST			
ALTEA	12 →	65	26	SL	65	26	SL			
AROSA (6H)	97 → 04	53	21	B1	48	19	B1			
CORDOBA	93 → 06	53	21	B1	48	19	B1			
CORDOBA	06 → 09	53	21	TL	48	19	TL			
EXEO (3R)	09 →	56	22	CL	56	22	CL			
FURA (025A)	82 → 86	38	15	B1	38	15	B1			
IBIZA (021A)	91 → 93	50	20	B1	-	-				
IBIZA (6K, 6L)	93 → 06	53	21	B1	48	19	B1	C30	C12	RD+
IBIZA (6L)	06 → 08	53	21	TL	48	19	TL			
IBIZA (6J)	08 → 12	60	24	TL	40	16	TL			
IBIZA ST	12 →	60	24	TL	40	16	TL			
LEON (1M)	99 → 06	53	21	B1	48	19	B1			
LEON (1P)	05 → 12	65	26	PT <sup>BF</sup>	65	26	PT <sup>BF</sup>	C25	C10	RD+
LEON (5F)	12 →	65	26	ST	40	16	ST			
MALAGA (023A)	84 → 93	40	16	B1	40	16	B1			
MARBELLA (28)	86 → 98	40	16	B1	-	-				
Mii	12 →	60	24	ST	40	16	ST			
PANDA (141A)	80 → 86	40	16	B1	-	-				
RITMO Hatchback (138)	78 → 83	38	15	B1	38	15	B1			
RONDA Hatchback (022A)	82 → 88	40	16	B1	40	16	B1			
TERRA Combi / Estate (24)	87 → 96	40	16	B1	40	16	B1			
TOLEDO (1L)	91 → 99	50	20	B1	50	20	B1			
TOLEDO II (1M)	99 → 04	53	21	B1	48	19	B1			
TOLEDO IV (KG3)	12 →	60	24	ST	40	16	ST			



# Spezifikation für Fahrzeuge




Specification for cars / Спецификация автомобилей



Car-Type	anno			Adapter			Adapter	REAR CLASS=C-C		Adapter
		cm	inch		cm	inch		cm	inch	
<b>SEAT VAN</b>										
INCA (6K9)	95 → 03	53	21	B1	45	18	B1			
MARBELLA Box (028A)	86 → 93	40	16	B1	-	-				
TERRA Box (024A)	87 → 96	40	16	B1	-	-				
TRANS (Panda)	85 →	40	16	B1	-	-				
<b>SKODA</b>										
105,120 (742)	76 → 90	40	16	B1	40	16	B1			
105,120 (744)	83 → 90	40	16	B1	40	16	B1			
125 (Estelle)	76 → 90	40	16	B1	40	16	B1			
130	85 → 91	40	16	B1	40	16	B1			
CITIGO	11 →	60	24	ST	40	16	ST			
FABIA I (6Y)	99 → 08	53	21	B1	48	19	B1	C35	C14	RD+
FABIA II (5J)	06 →	53	21	TL	53	21	TL	C40	C16	RD+
FABIA III	14 →	60	24	ST	40	35	ST			
FAVORIT Hatchback (781)	89 → 92	45	18	B1	45	18	B1			
	92 → 94	50	20	B1	50	20	B1			
FAVORIT Forman (785)	91 → 92	45	18	B1	45	18	B1			
	92 → 95	50	20	B1	50	20	B1			
FELICIA (6U)	94 → 01	50	20	B1	50	20	B1			
OCTAVIA I (1U)	96 → 10	53	21	B1	48	19	B1	C35	C14	RD+
OCTAVIA II (1Z)	04 → 12	60	24	SL	48	19	SL			
OCTAVIA III (5E)	12 →	60	24	ST	45	18	ST			
OCTAVIA LPG	09 →	60	24	SL	48	19	SL	C40	C16	RD+
RAPID (120G, 130G, 135G)	83 → 91	40	16	B1	40	16	B1			
RAPID	12 →	60	24	ST	40	16	ST			
ROOMSTER MPV	06 →	53	21	TL	53	21	TL			
SUPERB (3U)	02 → 04	53	21	SL	53	21	SL			
	04 → 08	53	21	SL	48	19	SL			
SUPERB II (3T)	08 →	60	24	TL	45	18	TL			
YETI	09 →	60	24	TL	48	19	TL	C25	C10	RD+

A  
B  
C  
D  
E  
F  
G  
H  
I  
J  
K  
L  
M  
N  
O  
P  
Q  
R  
S  
T  
U  
V  
W  
X  
Y  
Z

A  
B  
C  
D  
E  
F  
G  
H  
I  
J  
K  
L  
M  
N  
O  
P  
Q  
R  
S  
T  
U  
V  
W  
X  
Y  
Z

Car-Type	anno			Adapter			Adapter			Adapter
		cm	inch		cm	inch		cm	inch	
<b>SKODA VAN</b>										
FABIA Praktik	02 →	53	21	B1	48	19	B1			
FAVORIT Pickup (787)	92 → 97	50	20	B1	50	20	B1			
FELICIA Pickup (797)	97 →	50	20	B1	50	20	B1			
PRAKTIK	07 →	53	21	B1	53	21	B1			
<b>SMART</b>										
FORTWO Crossblade	02 → 03	53	21	B1	53	21	B1			
FORTWO (450)	98 → 07	53	21	B1	53	21	B1			
FORTWO (451)	07 → 14	58	23	PT	53	21	PT			
FORTWO (453)	14 →	50	20	BL	35	14	BL			
FORFOUR	04 → 06	65	26	B1	45	18	B1			
	14 →	50	20	BL	35	14	BL			
ROADSTER (452)	03 → 05	50	20	B1	45	18	B1			
<b>SSANGYONG</b>										
ACTYON MPV	06 →	56	22	B1	48	19	B1			
KORANDO (K4)	88 → 96	45	18	B1	45	18	B1			
KORANDO (KJ)	96 →	45	18	B1	45	18	B1			
KORANDO Cabrio (KJ)	96 →	45	18	B1	45	18	B1			
KORANDO	10 →	60	24	B1	40	16	B1			
KYRON	05 →	56	22	B1	48	19	B1			
MUSSO (FJ)	95 →	50	20	B1	45	18	B1	C30	C12	RD+
MUSSO SPORTS	04 →	50	20	B1	45	18	B1			
REXTON	02 →	50	20	B1	50	20	B1	C30	C12	RD+
RODIUS MPV	05 →	60	24	B1	45	18	B1			
<b>SUBARU</b>										
1800 XT COUPE (XT)	84 → 90	45	18	B1	45	18	B1			
BRZ (ZC)	12 →	53	21	B1	50	20	B1			
FORESTER (SF)	97 → 02	53	21	B1	45	18	B1	C35	C14	RD+
FORESTER (SG)	02 → 08	56	22	B1	48	19	B1	C35	C14	RD+
FORESTER (SH)	08 →	60	24	B1	45	18	B1			
IMPREZA (GC, GF)	92 → 00	53	21	B1	45	18	B1	C35	C14	RD+




# Spezifikation für Fahrzeuge

Specification for cars / Спецификация автомобилей



Car-Type	anno			Adapter			Adapter	REAR CLASS=C-C		Adapter
		cm	inch		cm	inch		cm	inch	
IMPREZA (GD, GG)	00 → 07	56	22	B1	43	17	B1	C35	C14	RD+
IMPREZA (GR)	07 →	60	24	B1	40	16	B1			
IMPREZA (S13)	12 →	65	26	B1	43	17	B1	C35	C14	RB
JUSTY (KAD)	84 → 95	45	18	B1	43	17	B1			
JUSTY II (JMA, MS)	95 → 03	53	21	B1	45	18	B1	C35	C14	RD+
JUSTY III (G3X)	03 → 07	48	19	B1	45	18	B1			
JUSTY IV (M3)	08 → 11	50	20	B1	40	16	B1	C35	C14	RA
LEGACY	89 → 94	53	21	B1	45	18	B1			
	94 → 99	53	21	B1	45	18	B1			
	99 → 07	56	22	B1	50	20	B1			
	07 → 09	60	24	B1	45	18	B1			
	09 →	60	24	B1	48	19	B1			
LEONE Mk II	84 → 92	45	18	B1	45	18	B1			
OUTBACK	00 → 07	56	22	B1	50	20	B1			
	07 → 09	60	24	B1	45	18	B1			
OUTBACK	09 →	65	26	B1	48	19	B1	C35	C14	RB
R1	05 → 10	56	22	B1	35	14	B1			
SAFARI	99 → 07	60	24	B1	50	20	B1			
TREZIA	11 →	70	28	B1	-	-				
TRIBECA (B9)	05 →	65	26	B1	50	20	B1			
WRX	11 →	60	24	B1	40	16	B1			
XV	11 →	65	26	B1	40	16	B1	C30	C12	RB
<b>SUBARU VAN</b>										
LIBERO Bus / Minivan (E10, E12)	83 → 94	38	15	B1	38	15	B1			
	94 → 00	40	16	B1	40	16	B1			
SUMO Bus / Minivan (E10, E12)	83 → 94	38	15	B1	38	15	B1			
	94 → 00	40	16	B1	40	16	B1			
<b>SUZUKI</b>										
ALTO (SS80)	82 → 86	35	14	B1	35	14	B1			
ALTO II (EC)	84 → 94	43	17	B1	43	17	B1			
ALTO III (EF)	94 → 02	48	19	B1	40	16	B1	C35	C14	RD+

A  
B  
C  
D  
E  
F  
G  
H  
I  
J  
K  
L  
M  
N  
O  
P  
Q  
R  
S  
T  
U  
V  
W  
X  
Y  
Z

Car-Type	anno			Adapter			Adapter	REAR CLASSIC-C 		Adapter
		cm	inch		cm	inch		cm	inch	
<b>... SUZUKI</b>										
ALTO IV (FF)	02 → 09	45	18	B1	40	16	B1	C25	C10	RD+
ALTO V	09 →	53	21	B1	35	14	B1	C25	C10	RD+
BALENO Hatchback (EG)	95 → 02	50	20	B1	45	18	B1	C35	C14	RD+
CAPPUCINO	92 → 95	45	18	B1	40	16	B1			
GRAND VITARA	98 →	48	19	B1	48	19	B1	C35	C14	RD+
KIZASHI	09 →	60	24	B1	50	20	B1			
IGNIS (FH)	00 →	48	19	B1	45	18	B1	C35	C14	RD+
JIMNY (FJ)	98 → 08	45	18	B1	40	16	B1			
LIANA (ER)	01 → 07	56	22	B1	45	18	B1	C25	C10	RD+
LJ 80	80 → 84	35	14	B1	35	14	B1			
SAMURAI (SJ)	88 →	28	11	B1	28	11	B1			
SANTANA 350JLX	05 →	45	18	B1	45	18	B1			
SJ 410	81 → 88	28	11	B1	28	11	B1			
SJ 410 Cabrio	81 → 88	28	11	B1	28	11	B1			
SJ 413	84 → 90	28	11	B1	28	11	B1			
SPLASH	08 →	56	22	B1	40	16	B1	C25	C10	RB
SWIFT (AA)	83 → 89	45	18	B1	45	18	B1			
SWIFT	89 → 00	50	20	B1	45	18	B1	C35	C14	RD+
	00 → 04	53	21	B1	43	17	B1	C30	C12	RD+
	05 →	53	21	B1	45	18	B1	C25	C10	RB
SX4 SUV	06 →	65	26	B1	35	14	B1			
VITARA (ET, TA)	88 → 95	43	17	B1	43	17	B1			
	95 → 98	45	18	B1	45	18	B1			
VITARA Cabrio (ET, TA)	95 → 95	43	17	B1	43	17	B1			
	95 → 99	45	18	B1	45	18	B1			
VITARA	98 →	45	18	B1	45	18	B1			
WAGON R+	97 → 06	50	20	B1	45	18	B1			
X-90 (EL)	95 → 97	43	17	B1	45	18	B1			
XL 7 SUV	02 → 06	48	19	B1	48	19	B1			

# Spezifikation für Fahrzeuge




Specification for cars / Спецификация автомобилей



Car-Type	anno			Adapter			Adapter			
		cm	inch		cm	inch		cm	inch	Adapter
<b>SUZUKI VAN</b>										
CARRY Box (ST90V)	80 → 85	33	13	B1	33	13	B1			
SUPER CARRY Bus (ED)	85 → 99	38	15	B1	35	14	B1			
CARRY Box (FD)	99 →	38	15	B1	38	15	B1			
<b>TATA (TELCO)</b>										
GURKHA SUV	95 →	48	19	B1	48	19	B1			
INDICA Hatchback	98 → 01	53	21	B1	53	21	B1			
	02 →	50	20	B1	50	20	B1			
INDIGO Saloon	03 →	50	20	B1	50	20	B1			
INDIGO Marina Combi / Estate	03 →	50	20	B1	50	20	B1			
NANO	09 →	65	26	B1	-	-				
NEW INDIA	08 →	60	24	B1	38	15	B1			
SAFARI SUV	98 →	60	24	B1	50	20	B1			
SIERRA	95 →	48	19	B1	48	19	B1			
XENON	08 →	50	20	B1	50	20	B1			
<b>TATA (TELCO) VAN</b>										
TELCOLINE TL Pickup	99 →	50	20	B1	50	20	B1			
LOADBETA Pickup	94 →	48	19	B1	48	19	B1			
<b>TOYOTA</b>										
4 RUNNER (N130)	87 → 96	45	18	B1	45	18	B1			
	92 →	43	17	B1	43	17	B1			
4 RUNNER	95 →	43	17	B1	43	17	B1			
AURIS	07 →	65	26	B1	40	16	B1	C30	C12	RA
AVENSIS (T22)	97 → 03	53	21	B1	45	18	B1			
AVENSIS (T25)	03 → 09	60	24	B1	40	16	B1			
AVENSIS (T27)	09 →	65	26	TL	40	16	TL			
AVENSIS VERSO	01 → 09	65	26	B1	40	16	B1			
AYGO	05 →	65	26	B1	-	-		C30	C12	RA
CAMRY (V2)	86 → 91	50	20	B1	45	18	B1			
CAMRY (V1)	91 → 97	50	20	B1	45	18	B1			
CAMRY Station Wagon (V10)	91 → 97	53	21	B1	48	19	B1			

A  
B  
C  
D  
E  
F  
G  
H  
I  
J  
K  
L  
M  
N  
O  
P  
Q  
R  
S  
T  
U  
V  
W  
X  
Y  
Z

A  
B  
C  
D  
E  
F  
G  
H  
I  
J  
K  
L  
M  
N  
O  
P  
Q  
R  
S  
T  
U  
V  
W  
X  
Y  
Z

Car-Type	anno			Adapter			Adapter			Adapter
		cm	inch		cm	inch		cm	inch	
<b>...TOYOTA</b>										
CAMRY (V30)	01 →	65	26	B1	48	19	B1			
CARINA II (T17)	87 → 93	50	20	B1	48	19	B1			
CARINA II Saloon (T17)	87 → 93	50	20	B1	45	18	B1			
CARINA II Combi / Estate (T17)	87 → 92	50	20	B1	45	18	B1			
CARINA E (T19)	92 → 97	53	21	B1	45	18	B1			
CARINA E Saloon (T19)	92 → 97	53	21	B1	45	18	B1			
CARINA E Sportswagon (T19)	93 → 97	53	21	B1	45	18	B1			
CELICA Coupe (T18)	89 → 94	50	20	B1	45	18	B1			
CELICA Cabrio (T18)	91 → 94	50	20	B1	45	18	B1			
CELICA Coupe (T20)	93 → 99	53	21	B1	48	19	B1			
CELICA Cabrio (T20)	93 → 99	53	21	B1	48	19	B1			
CELICA Coupe (ZZT23)	99 → 05	65	26	B1	40	16	B1			
COROLLA	87 → 00	50	20	B1	45	18	B1			
	00 →	56	22	B1	45	18	B1			
COROLLA Combi (E12J)	02 →	60	24	B1	40	16	B1			
COROLLA Verso MPV	01 →	65	26	B1	40	16	B1			
GT86	12 →	53	21	B1	50	20	B1			
IQ	09 →	56	22	B1	45	18	B1	C25	C10	RD+
LAND CRUISER (J6)	81 → 90	45	18	B1	45	18	B1			
LAND CRUISER (J7)	84 → 99	45	18	B1	45	18	B1			
LAND CRUISER 80 (J8)	90 → 98	45	18	B1	45	18	B1			
LAND CRUISER 90 (J9)	96 → 02	48	19	B1	45	18	B1			
LAND CRUISER 100 (J10)	98 → 07	48	19	B1	45	18	B1			
LAND CRUISER (J12)	02 → 09	56	22	B1	53	21	B1			
LAND CRUISER (J15)	09 →	65	26	B1	50	20	B1			
LAND CRUISER (J20)	08 →	60	24	B1	56	22	B1			
Model F SPACECRUISER	82 → 90	40	16	B1	40	16	B1			
MR 2 (W1)	84 → 90	45	18	B1	45	18	B1			
MR 2 (W2)	89 → 90	50	20	B1	48	19	B1			
	91 → 00	50	20	B1	48	19	B1			

# Spezifikation für Fahrzeuge




Specification for cars / Спецификация автомобилей



Car-Type	anno			Adapter			Adapter			Adapter
		cm	inch		cm	inch		cm	inch	
MR 2 (W3)	00 →	50	20	B1	48	19	B1			
PASEO (EL54)	95 → 99	50	20	B1	45	18	B1			
PASEO Cabrio (EL54)	96 → 99	50	20	B1	45	18	B1			
PICNIC (XM10)	96 → 99	60	24	B1	40	16	B1			
	00 → 01	60	24	B1	35	14	B1			
PREVIA / ESTIMA (ACR3)	00 → 05	70	28	TR	45	18	B1			
PRIUS (NHW11)	00 → 03	60	24	B1	43	17	B1			
PRIUS	03 →	65	26	B1	40	16	B1	C40	C16	RD+
RAV 4 (SXA1)	94 → 00	50	20	B1	45	18	B1			
RAV 4 II (XA2)	00 → 05	60	24	B1	48	19	B1	C25	C10	RD+
RAV 4 III (XA3)	06 → 13	60	24	B1	43	17	B1	C25	C10	RA
RAV 4	13 →	65	26	B1	40	16	B1	C25	C10	RA
STARLET (P8)	89 → 96	50	20	B1	45	18	B1			
STARLET (EP91)	96 → 99	50	20	B1	43	17	B1			
SUPRA (MA70)	86 → 93	50	20	B1	45	18	B1			
SUPRA (JZA80)	93 →	53	21	B1	50	20	B1			
URBAN CRUISER	09 →	60	24	B1	35	14	B1	C25	C10	RD+
VERSO	09 →	65	26	B1	40	16	B1	C30	C12	RA
VERSO-S	10 →	70	28	B1	-	-				
YARIS	99 → 05	53	21	B1	35	14	B1			
YARIS II (XP9)	05 → 11	60	24	B1	35	14	B1			
YARIS III (XP13)	11 →	70	28	B1	-	-		C30	C12	RD+
YARIS HYBRID	12 →	70	28	B1	-	-				
YARIS VERSO MPV (NC/LP2)	99 → 09	56	22	B1	40	16	B1			
YARIS VERSO MPV	09 →	65	26	B1	40	16	B1	C25	C10	RD+
<b>TOYOTA VAN</b>										
DYNA 100, 150, 200	94 → 01	43	17	B1	43	17	B1			
DYNA 300 Flatbed / Chassis	95 → 02	50	20	B1	50	20	B1			
DYNA 400 Flatbed / Chassis	00 →	50	20	B1	50	20	B1			
HIACE II Box (H5)	83 → 89	45	18	B1	45	18	B1			
HIACE II Bus (Wagon H5)	83 → 89	45	18	B1	45	18	B1			

A  
B  
C  
D  
E  
F  
G  
H  
I  
J  
K  
L  
M  
N  
O  
P  
Q  
R  
S  
T  
U  
V  
W  
X  
Y  
Z

A  
B  
C  
D  
E  
F  
G  
H  
I  
J  
K  
L  
M  
N  
O  
P  
Q  
R  
S  
T  
U  
V  
W  
X  
Y  
Z

Car-Type	anno			Adapter			Adapter			Adapter
		cm	inch		cm	inch		cm	inch	
<b>... TOYOTA VAN</b>										
HIACE III Box (H10)	89 → 95	50	20	B1	45	18	B1			
HIACE III Bus (Wagon H10)	89 → 95	50	20	B1	45	18	B1			
HIACE IV Box (H1, H2)	95 →	53	21	B1	53	21	B1			
HIACE IV Bus (Wagon H1 , H2)	95 →	53	21	B1	53	21	B1			
HIACE V	04 →	53	21	B1	53	21	B1			
HILUX Pickup (N)	88 →	45	18	B1	40	16	B1			
HILUX Pickup	05 →	53	21	B1	48	19	B1			
LITEACE Box (R2, V)	92 → 95	45	18	B1	38	15	B1			
LITEACE Bus (R2, LG)	92 → 95	45	18	B1	38	15	B1			
<b>TRABANT</b>										
500, 600, 601	66 → 90	28	11	B1	28	11	B1			
<b>VAUXHALL / OPEL</b>										
AGILA (H00)	00 →	50	20	B1	45	18	B1			
AGILA II	08 →	53	21	B1	40	16	B1			
ANTARA	06 →	60	24	B1	40	16	B1			
ASTRA II Hatchback	79 → 86	45	18	B1	45	18	B1			
ASTRA II Belmont Saloon	85 → 91	45	18	B1	45	18	B1			
ASTRA II Cabrio	87 → 93	45	18	B1	45	18	B1			
ASTRA II Combi / Estate	84 → 91	45	18	B1	45	18	B1			
ASTRA III Hatchback	91 → 98	45	18	B1	45	18	B1			
ASTRA III Saloon	91 → 98	45	18	B1	45	18	B1			
ASTRA III Cabrio	93 → 01	45	18	B1	45	18	B1			
ASTRA III Combi / Estate	91 → 98	45	18	B1	45	18	B1			
ASTRA IV Hatchback	98 →	50	20	B1	48	19	B1			
ASTRA IV Saloon	98 →	50	20	B1	48	19	B1			
ASTRA IV Cabrio	01 →	50	20	B1	48	19	B1			
ASTRA IV Coupe	00 →	50	20	B1	48	19	B1			
ASTRA IV Combi / Estate	98 →	50	20	B1	48	19	B1			
ASTRA V Hatchback	04 →	53	21	B1	45	18	B1			
ASTRA V Sport Hatch	05 →	53	21	B1	45	18	B1			






# Spezifikation für Fahrzeuge

Specification for cars / Спецификация автомобилей



Car-Type	anno			Adapter			Adapter			
		cm	inch		cm	inch		cm	inch	Adapter
ASTRA TWIN TOP	06 →	53	21	B1	45	18	B1			
ASTRA MK V Combi / Estate	04 →	53	21	B1	45	18	B1			
CALIBRA	90 → 97	48	19	B1	48	19	B1			
CARLTON II	78 → 86	45	18	B1	45	18	B1			
CARLTON II Combi / Estate	78 → 86	45	18	B1	45	18	B1			
CARLTON II	86 → 94	48	19	B1	48	19	B1			
CARLTON III Combi / Estate	86 → 94	48	19	B1	48	19	B1			
CAVALIER II Hatchback	81 → 88	45	18	B1	45	18	B1			
CAVALIER II Saloon	81 → 88	45	18	B1	45	18	B1			
CAVALIER II Cabrio	85 → 88	45	18	B1	45	18	B1			
CAVALIER II Combi / Estate	81 → 88	45	18	B1	45	18	B1			
CAVALIER III Hatchback	88 → 95	48	19	B1	48	19	B1			
CAVALIER III Saloon	88 → 95	48	19	B1	48	19	B1			
COMBO MPV	01 →	50	20	B1	43	17	B1			
CORSA	93 → 00	45	18	B1	45	18	B1			
CORSA Cabrio	98 →	45	18	B1	45	18	B1			
CORSA II	00 →	50	20	B1	45	18	B1			
CORSA III	06 →	65	26	B1	40	16	B1			
FRONTERA	92 → 98	48	19	B1	48	19	B1			
FRONTERA Sport	92 → 98	48	19	B1	48	19	B1			
FRONTERA II	98 →	48	19	B1	48	19	B1			
INSIGNIA	08 →	60	24	B1	45	18	B1			
INSIGNIA Combi / Estate	08 →	60	24	B1	45	18	B1			
MERIVA MPV	03 →	60	24	B1	60	24	B1			
MONTEREY	91 → 98	50	20	B1	50	20	B1			
MONTEREY II	98 → 99	50	20	B1	50	20	B1			
NOVA Hatchback	83 → 93	40	16	B1	40	16	B1			
NOVA Saloon	82 → 93	40	16	B1	40	16	B1			
OMEGA	93 →	60	24	B1	48	19	B1			
OMEGA Combi / Estate	93 →	60	24	B1	48	19	B1			
SENATOR II	87 → 93	48	19	B1	48	19	B1			

A  
B  
C  
D  
E  
F  
G  
H  
I  
J  
K  
L  
M  
N  
O  
P  
Q  
R  
S  
T  
U  
V  
W  
X  
Y  
Z

Car-Type	anno			Adapter			Adapter			Adapter
		cm	inch		cm	inch		cm	inch	
<b>... VAUXHALL / OPEL</b>										
SIGNUM	03 →	60	24	B1	48	19	B1			
SINTRA	96 → 99	60	24	B1	60	24	B1			
TIGRA Coupe (95)	94 →	45	18	B1	45	18	B1			
TIGRA TwinTop	04 →	50	20	B1	45	18	B1			
VECTRA Hatchback (38)	95 → 03	48	19	B1	48	19	B1			
VECTRA Saloon (36)	95 → 02	48	19	B1	48	19	B1			
VECTRA Combi / Estate (31)	96 → 03	48	19	B1	48	19	B1			
VECTRA II GTS	02 →	60	24	B1	48	19	B1			
VECTRA II	02 →	60	24	B1	48	19	B1			
VECTRA II Combi / Estate	03 →	60	24	B1	48	19	B1			
VX220 Cabrio	00 →	60	24	B1	60	24	B1			
ZAFIRA MPV (F75)	99 →	60	24	B1	60	24	B1			
ZAFIRA	05 →	70	28	B1	53	21	B1			
<b>VAUXHALL VAN</b>										
ARENA Van (TB, TF)	97 → 01	50	20	B1	50	20	B1			
ARENA Combi Bus (THB)	97 → 01	50	20	B1	50	20	B1			
ASTRAMAX	85 → 90	45	18	B1	45	18	B1			
	90 →	45	18	B1	45	18	B1			
ASTRAVAN	79 → 86	40	16	B1	40	16	B1			
ASTRAVAN II	84 → 91	45	18	B1	45	18	B1			
ASTRAVAN III	91 → 98	45	18	B1	45	18	B1			
ASTRAVAN IV	98 →	50	20	B1	48	19	B1			
BRAVA Pickup	90 →	45	18	B1	45	18	B1			
COMBO	94 → 01	45	18	B1	45	18	B1			
	01 →	50	20	B1	45	18	B1			
CORSA VAN	94 → 00	45	18	B1	45	18	B1			
CORSA VAN II	00 →	50	20	B1	45	18	B1			
KB Pickup	80 → 81	35	14	B1	35	14	B1			
	82 → 88	40	16	B1	40	16	B1			
MIDI	84 → 88	45	18	B1	45	18	B1			

# Spezifikation für Fahrzeuge




Specification for cars / Спецификация автомобилей



Car-Type	anno			Adapter			Adapter	REAR CLASSIC-C		Adapter
		cm	inch		cm	inch		cm	inch	
MIDI II	88 → 96	45	18	B1	45	18	B1			
NOVA VAN	90 → 94	40	16	B1	40	16	B1			
<b>VOLKSWAGEN</b>										
1200, 1300, 1500 Beetle	61 → 73	28	11	B1	28	11	B1			
1303, 1500, 1600 Beetle	72 → 85	38	15	B1	38	15	B1			
AMAROK	10 → 11	60	24	B1	53	21	B1			
	12 →	60	24	ST	60	24	ST			
BEETLE NEW (9C1, 1C1)	97 → 10	53	21	B1	53	21	B1			
BEETLE Cabrio (1Y7)	03 → 10	53	21	B1	53	21	B1			
BEETLE	11 →	53	21	ST	53	21	ST			
BORA (1J2)	98 → 02	53	21	B1	48	19	B1			
	02 → 05	53	21	SL	48	19	SL			
CADDY II Combi / Estate (9K9B)	95 → 03	53	21	B1	45	18	B1			
CADDY III	04 → 06	60	24	SL	45	18	SL			
	06 →	60	24	TL	45	18	TL			
CARAVELLE Bus (TRANSPORTER Mk IV)	90 → 91	50	20	B1	50	20	B1			
	92 → 03	53	21	B1	53	21	B1			
CORRADO (53I)	88 → 95	48	19	B1	48	19	B1			
CROSS GOLF	07 →	70	28	B1	70	28	B1			
EOS Cabrio Coupe	06 →	60	24	B1	48	19	B1			
FOX (5Z)	05 → 11	56	22	B1	38	15	B1			
GOLF (17)	74 → 85	40	16	B1	40	16	B1			
GOLF II (19E, 1G1)	83 → 92	45	18	B1	45	18	B1			
GOLF III (1H)	91 → 02	53	21	B1	48	19	B1	C30	C12	RD+
GOLF IV (1J)	97 → 02	53	21	B1	48	19	B1			
	02 → 06	53	21	SL	45	18	SL			
GOLF V (1K)	03 → 05	60	24	SL	48	19	SL			
	05 → 08	60	24	TL	48	19	TL			
GOLF V PLUS (5M1)	05 → 09	70	28	SL	70	28	SL			
GOLF VI	08 →	60	24	TL	45	18	TL			
GOLF VI PLUS	09 →	70	28	SL <sup>BF</sup>	70	28	SL <sup>BF</sup>			

A  
B  
C  
D  
E  
F  
G  
H  
I  
J  
K  
L  
M  
N  
O  
P  
Q  
R  
S  
T  
U  
V  
W  
X  
Y  
Z

A  
B  
C  
D  
E  
F  
G  
H  
I  
J  
K  
L  
M  
N  
O  
P  
Q  
R  
S  
T  
U  
V  
W  
X  
Y  
Z

Car-Type	anno			Adapter			Adapter			Adapter
		cm	inch		cm	inch		cm	inch	
<b>... VOLKSWAGEN</b>										
GOLF VII	12 →	65	26	ST	45	18	ST			
GOLF SPORTSVAN	14 →	70	28	ST	40	16	ST			
JETTA (16)	78 → 84	40	16	B1	40	16	B1			
JETTA II (19E, 1G2)	84 → 92	45	18	B1	45	18	B1			
JETTA V (1K2)	05 →	60	24	TL	48	19	TL			
JETTA VI	10 →	60	24	ST	45	18	ST			
KAEFER Cabrio (Karmann)	49 → 73	28	11	B1	28	11	B1			
	73 → 03	38	15	B1	38	15	B1			
LUPO (6X1, 6E1)	98 → 05	53	21	B1	48	19	B1			
MULTIVAN / California	90 → 03	53	21	B1	53	21	B1			
MULTIVAN T5 (7HM) MPV	03 →	60	24	SL	60	24	SL			
PASSAT (B2, 32B)	80 → 88	45	18	B1	45	18	B1			
PASSAT (B3, B4, B5)	88 → 02	53	21	B1	53	21	B1			
PASSAT (B5)	02 → 05	50	20	SL	50	20	SL			
PASSAT (B6, 3C)	05 → 10	60	24	TL	48	19	TL			
PASSAT (B7, 3C)	10 → 14	60	24	ST	45	18	ST			
PASSAT (B9)	14 →	65	26	ST	48	19	ST			
PASSAT CC	08 →	60	24	ST	48	19	ST			
POLO (86C, 80)	81 → 94	40	16	B1	40	16	B1			
POLO (6N1)	94 → 99	48	19	B1	48	19	B1	C25	C10	RD+
POLO (6N2)	99 → 01	48	19	B1	48	19	B1	C25	C10	RD+
POLO Saloon / Variant (6KV)	95 → 02	53	21	B1	45	18	B1			
POLO (9N)	02 → 05	53	21	SL	43	17	SL			
	05 → 08	53	21	TL	48	19	TL			
POLO	09 →	60	24	ST	40	16	ST			
POLO CROSS	06 → 09	53	21	TL	48	19	TL			
	10 →	60	24	ST	40	16	ST			
SANTANA (32B)	81 → 85	45	18	B1	45	18	B1			
SCIROCCO (53)	74 → 80	45	18	B1	45	18	B1			
SCIROCCO (53B)	80 → 92	48	19	B1	48	19	B1			

# Spezifikation für Fahrzeuge




Specification for cars / Спецификация автомобилей



Car-Type	anno			Adapter			Adapter	REAR CLASS=C		Adapter
		cm	inch		cm	inch		cm	inch	
SCIROCCO II	08 →	60	24	TL	48	19	TL			
SHARAN MPV (7M8, 7M9, 7M6)	95 → 01	70	28	TR	65	26	TR			
	02 → 10	70	28	SL	70	28	SL			
	10 →	70	28	ST	40	16	ST			
TIGUAN	07 →	60	24	TL	53	21	TL			
TOUAREG (7LA, 7L6, 7L7)	02 → 06	65	26	SL	65	26	SL			
TOUAREG	07 → 07	65	26	TL	65	26	TL			
TOUAREG 7P5	10 →	65	26	ST <sup>SL</sup>	65	26	ST <sup>SL</sup>			
TOURAN (1T1)	03 → 06	60	24	SL	45	18	SL			
TOURAN	06 →	60	24	TL	45	18	TL			
UP!	11 →	60	24	ST	40	16	ST			
VENTO (1H2)	91 → 98	53	21	B1	48	19	B1			
<b>VOLKSWAGEN VAN</b>										
CADDY (14)	82 → 92	40	16	B1	40	16	B1			
CADDY II Box (9K9A)	95 → 04	53	21	B1	45	18	B1			
CADDY II Combi / Estate (9K9B)	95 → 04	53	21	B1	45	18	B1			
CADDY II Pickup (9U7)	96 → 00	53	21	B1	45	18	B1			
CADDY III	04 → 06	60	24	SL	45	18	SL	C40	C16	RD+
	06 →	60	24	TL	45	18	TL			
LT28-50 Box (281-363)	75 → 82	50	20	B1	50	20	B1			
	82 → 96	48	19	B1	48	19	B1			
LT28-50 Bus (281-363)	75 → 82	50	20	B1	50	20	B1			
	82 → 96	48	19	B1	48	19	B1			
LT28-50 Flatbed / Chassis (281-363)	75 → 82	50	20	B1	50	20	B1			
	82 → 96	48	19	B1	48	19	B1			
LT 40-55 I Box (291-512)	75 → 82	50	20	B1	50	20	B1			
	82 → 96	48	19	B1	48	19	B1			
LT 40-55 I Flatbed / Chassis (293-909)	75 → 82	50	20	B1	50	20	B1			
	82 → 96	48	19	B1	48	19	B1			
LT II Box (2DX0AE)	96 →	60	24	B1	53	21	B1			
LT II Bus (2DM)	96 →	60	24	B1	53	21	B1			

A  
B  
C  
D  
E  
F  
G  
H  
I  
J  
K  
L  
M  
N  
O  
P  
Q  
R  
S  
T  
U  
V  
W  
X  
Y  
Z

A  
B  
C  
D  
E  
F  
G  
H  
I  
J  
K  
L  
M  
N  
O  
P  
Q  
R  
S  
T  
U  
V  
W  
X  
Y  
Z

Car-Type	anno			Adapter			Adapter			Adapter
		cm	inch		cm	inch		cm	inch	
<b>... VOLKSWAGEN VAN</b>										
LT II Flatbed / Chassis (2DX0FE)	96 →	60	24	B1	53	21	B1			
POLO Box (86CF)	92 → 94	40	16	B1	40	16	B1			
POLO Box (6NF)	94 → 99	48	19	B1	48	19	B1			
TARO	89 → 97	45	18	B1	45	18	B1			
TRANSPORTER IV Box (70XA)	90 → 91	50	20	B1	50	20	B1			
	92 → 03	53	21	B1	53	21	B1			
TRANSPORTER IV Bus (70XB, 70XC, 7DB, 7DW)	90 → 91	50	20	B1	50	20	B1			
	92 → 03	53	21	B1	53	21	B1			
TRANSPORTER IV Flatbed / Chassis (70XD)	90 → 91	50	20	B1	50	20	B1			
	92 → 03	53	21	B1	53	21	B1			
TRANSPORTER V	03 →	60	24	SL	60	24	SL			
<b>VOLVO</b>										
240 (P242, P244)	74 → 93	40	16	B1	40	16	B1			
240 Combi / Estate (P245)	74 → 93	40	16	B1	40	16	B1			
260 (P262, P264)	74 → 82	40	16	B1	40	16	B1			
260 Coupe (P262)	77 → 78	45	18	B1	45	18	B1			
260 Combi / Estate (P265)	75 → 82	40	16	B1	40	16	B1			
340-360 Hatchback (343, 345)	75 → 91	45	18	B1	45	18	B1			
340-360 Saloon (344)	79 → 91	45	18	B1	45	18	B1			
440 K Saloon (445)	88 → 96	53	21	B1	53	21	B1			
460 L Saloon (464)	88 → 96	53	21	B1	53	21	B1			
480 ES Coupe	86 → 96	53	21	B1	53	21	B1			
740 (744)	83 → 92	50	20	B1	50	20	B1			
740 Combi / Estate (745)	84 → 92	50	20	B1	50	20	B1			
760 (704, 764)	81 → 87	50	20	B1	50	20	B1			
	87 → 92	53	21	B1	53	21	B1			
760 Combi / Estate (704, 765)	82 → 87	50	20	B1	50	20	B1			
	87 → 92	53	21	B1	53	21	B1			
780	86 → 90	50	20	B1	50	20	B1			
850 (LS)	91 → 97	53	21	B1	53	21	B1			

# Spezifikation für Fahrzeuge




Specification for cars / Спецификация автомобилей



Car-Type	anno			Adapter			Adapter			
		cm	inch		cm	inch		cm	inch	Adapter
850 Combi / Estate (LW)	92 → 97	53	21	B1	53	21	B1			
940 (944)	90 → 94	50	20	B1	50	20	B1			
940 Combi / Estate (945)	90 → 95	50	20	B1	50	20	B1			
940 II (944)	94 → 98	50	20	B1	50	20	B1			
940 II Combi / Estate (945)	94 → 98	50	20	B1	50	20	B1			
960 (964)	90 → 94	53	21	B1	53	21	B1			
960 Combi / Estate (965)	90 → 94	53	21	B1	53	21	B1			
C30	06 → 12	65	26	TL	50	20	TL			
C70	98 → 06	53	21	B1	53	21	B1			
	06 →	65	26	TL	48	19	TL			
S40	96 → 04	53	21	B1	50	20	B1			
	04 → 05	65	26	SL	50	20	SL			
	05 → 12	65	26	TL	48	19	TL			
S60	00 → 04	60	24	B1	56	22	B1			
	04 → 08	60	24	PT	56	22	PT			
	10 →	65	26	TL	50	20	TL			
S70	96 → 00	53	21	B1	53	21	B1			
S80	98 → 04	60	24	B1	56	22	B1			
	04 → 06	60	24	PT	56	22	PT			
	06 →	65	26	TL	50	20	TL			
S90	97 → 98	53	21	B1	53	21	B1			
V40	96 → 04	53	21	B1	50	20	B1	C40	C16	RD+
	12 →	65	26	TL	48	19	TL			
V50	04 → 05	65	26	SL	50	20	SL			
	05 →	65	26	TL	50	20	TL			
V60	10 →	65	26	TL	50	20	TL			
V70	96 → 00	53	21	B1	53	21	B1	C40	C16	RD+
V70	00 → 04	60	24	B1	53	21	B1			
	04 → 07	60	24	PT	56	22	PT			
	07 →	65	26	TL	50	20	TL			
V90	97 → 98	53	21	B1	53	21	B1			

A  
B  
C  
D  
E  
F  
G  
H  
I  
J  
K  
L  
M  
N  
O  
P  
Q  
R  
S  
T  
U  
V  
W  
X  
Y  
Z

A  
B  
C  
D  
E  
F  
G  
H  
I  
J  
K  
L  
M  
N  
O  
P  
Q  
R  
S  
T  
U  
V  
W  
X  
Y  
Z

Car-Type	anno			Adapter			Adapter			Adapter
		cm	inch		cm	inch		cm	inch	
<b>... VOLVO</b>										
XC60	08 →	65	26	TL	50	20	TL			
XC70	00 → 04	60	24	B1	53	21	B1			
	04 → 07	60	24	PT	53	21	PT			
XC 90	08 →	65	26	TL	50	20	TL			
	02 → 04	60	24	B1	56	22	B1			
04 →	60	24	PT	56	22	PT				
<b>WARTBURG</b>										
353, 1300	66 → 91	40	16	B1	40	16	B1			
<b>ZASTAVA</b>										
45	81 → 88	38	15	B1	38	15	B1			
55	81 → 88	38	15	B1	38	15	B1			
65	81 → 88	38	15	B1	38	15	B1			
101 (1100)	72 → 93	38	15	B1	38	15	B1			
125	72 →	33	13	B1	33	13	B1			
311	83 → 91	38	15	B1	38	15	B1			
313	83 → 91	38	15	B1	38	15	B1			
511	83 → 91	38	15	B1	38	15	B1			
750	72 → 80	33	13	B1	33	13	B1			
850	72 →	33	13	B1	33	13	B1			
1100	72 → 85	38	15	B1	38	15	B1			
1300	72 → 85	33	13	B1	33	13	B1			
1500	72 →	33	13	B1	33	13	B1			
FLORIDA	88 →	48	19	B1	48	19	B1			
GTL	83 →	38	15	B1	38	15	B1			
MIAMI	88 →	48	19	B1	48	19	B1			
SANA	88 →	48	19	B1	48	19	B1			
Tempo	83 → 93	38	15	B1	38	15	B1			
YUGO	80 → 95	38	15	B1	38	15	B1			
<b>ZAZ</b>										
TAVRIJA	89 →	50	20	B1	33	13	B1			



## Legend:



Optimale Wischleistung durch die Kombination zweier Technologien  
Excellent wiping result thanks to improved pressure of both Technologies  
Супер результат очистки стекла благодаря объединению двух технологий



Passend für fast alle Fahrzeuge durch eine universelle Aufnahme für alle Spezialadapter  
Suitable for almost all cars thanks to an universal adapter base system for all our special adapters

Подходят практически для всех автомобилей благодаря универсальной базе щётки и нашим специальным адаптерам



Exzellentes Wischergebnis auch bei hoher Geschwindigkeit durch perfekte Aerodynamik mittels Spoiler

Excellent wiping results even at high speed thanks to perfect aerodynamic of the spoiler  
Отличный результат очищения стекла даже при высокой скорости благодаря совершенной аэродинамике спойлера



Stilvolles Design sorgt für ein formvollendetes Aussehen durch HOOK ONE cover für die HYBRID-Base

Stylish design makes the HYBRID-base perfectly shaped by the HOOK ONE cover  
Стильный дизайн обеспечивает идеальную форму благодаря HOOK ONE cover



Perfekter Kontakt durch patentierte Metallgelenke

Perfect contact thanks to patented steel joints

Запатентованные металлические сочленения для идеального контакта



Gleichmäßiger Druck auf die Scheibe durch Edelstahl-Feder

Even pressure along entire wind screen thanks to stainless steel backing

Пружина из высококачественной стали для равномерного давления на стекло



Lange Lebensdauer durch korrosionsbeständigen, vollverzinkten Stahlrahmen

Long lifetime thanks to corrosion resistant, zinc-galvanized steel frame

Увеличенный срок службы благодаря коррозионно-устойчивому, полностью оцинкованному металлическому каркасу



Optimal für den Winter geeignet

Ice-free joints in wintertime

Нет замораживания сочленений



Doppelte Lebensdauer durch Ersatzgummi

Replacement rubber for double lifetime

Двойная продолжительность жизни благодаря заменяемой резинке



Wischleistung des Gummis als dauerhaft streifenfrei getestet (Detroit Testing Laboratory, Inc. U.S.A.)  
Wiping performance of the rubber as permanently streak-free tested (Detroit Testing Laboratory, Inc. USA)

Протестирована эффективная работа резины щетки не оставляющая полос (Detroit testing Laboratory, Inc. U.S.A.)



Elegantes, extra flaches Design mit ausgezeichneter Wischleistung  
 Elegant, extra flat design with excellent wiping performance  
 Элегантный, экстра- плоский дизайн с отличной работоспособностью



Heckscheibenwischer für Fahrzeuge mit traditionellen Wischerarmkonstruktionen  
 Rear wiper for vehicles with traditional wiper arm constructions  
 Стеклоочиститель заднего стекла для автомобилей с традиционными типами рычага стеклоочистителя



Scheibenwischer: klassisch - sicher - günstig  
 Wiper blade: classic - safely - affordable  
 Щётка стеклоочистителя: классическая-безопасная-доступная



Korrosionsfreie und langlebige Funktion durch Edelstahlrieten  
 Durable and non-corrosive function thanks to stainless steel rivets  
 Защёлки из высококачественной нержавеющей стали для долговечной работы и защиты от коррозии



Spezial-Wischerblatt für Lkw  
 Special wiper blade for truck  
 Специальная щётка для грузовиков



Neu: 700 mm / 28" auch für Scania-LKW  
 New: 700 mm / 28" for Scania truck  
 Новинка: 700 мм / 28" для Scania-грузовиков



Spezial-Wischerblatt für Bus  
 Special wiper blade for bus  
 Специальная щётка стеклоочистителя для автобусов



Hervorragendes Wischergebnis bei Sonne, Wind, Eis und Schnee  
 Excellent wiping performance for sun, wind, ice and snow  
 Отличный результат отчистки даже под влияниями солнца, ветра, мороза и снега



Deutsche Auszeichnung für die beste Qualität  
 German award for best quality  
 Премированная немецкая марка за лучшее качество

**HEYNER GMBH**

Kurzer Weg 1-5 • D-15859 Storkow

Telefon: +49 (0) 33678 - 687 0 • Telefax: +49 (0) 33678 - 610 44

www.heynermobil.de • info@heynermobil.de


# MONTAGE-ANLEITUNG

INSTALLATION INSTRUCTIONS · ИНСТРУКЦИИ ПО УСТАНОВКЕ





Typ 1: Rechtsverkehr (L) -Variante, parallellaufend (Standardausführung)



Typ 2: Linksverkehr (R) -Variante, parallellaufend (manuell veränderbar)



Typ 3: Butterfly (L+R) - Variante, gegenläufig (Rechtsverkehr L + Linksverkehr R)



Um den TOP LOCK von der Standardausführung Rechtsverkehr (L)- Variante in die Linksverkehr (R)- Variante zu ändern, befolgen Sie bitte folgende Schritte:

