

Weatherly No. 432
Catalog No. 431-2085
Edition 2016
Supersedes 431-2085 [2014]



WATER PUMPS

Light Duty, Heavy Duty & Electric

HEATING & COOLING SYSTEM



ELECTRIC WATER PUMPS



Your Source For Evolving Technology

GATES OE-EXACT ELECTRIC WATER PUMPS

With growing complex heating and cooling needs in the market, some newer vehicles require multiple electric water pumps. Gates electric water pumps feature OE-exact construction and cover more than 7.6 million vehicles in operation. Be prepared and go with Gates.

Table of Contents

Product Pages	A2 - A5
Water Pumps	A2 - A3
Timing Belt Component Kits with Water Pump	A4
Racing Timing Component Kits with Water Pump	A4
PowerClean Flush Tool	A5
Coolant and Battery Refractometer	A5
Water Pump Spanner Wrench	A5
Application Guide	
Passenger Cars & Light Trucks	1 - 109
Medium & Heavy Duty Trucks	110 - 176
Buses	177 - 184
Road & Construction Equipment	185 - 197
Lift & Industrial Equipment	198 - 199
Tractor & Farm Equipment	200 - 202
Marine Engines	203 - 204
Manufacturers' Part Numbers	205 - 219
Changeover Listing	220 - 266
Water Pumps - Listed by Part Number	267 - 325

Weatherly No. 400
Catalog No. 431-2085
Edition 2016
Supersedes 431-2085 [2014]

Limited Warranty for the Life of the Merchandise - Light Duty

Goods are warranted to be free from defects in material or workmanship for the life of the Goods (or the published recommended replacement interval specified by Gates). Gates will replace or repair, at its option, any Goods proved defective in material or workmanship during the warranty period. This is the sole remedy for breach of warranty. Color fade and color difference is not warranted. This warranty is void if the defect is caused by improper installation, use or maintenance of the Goods, or used for racing or competition. Goods are not warranted to comply with laws that may apply to uses of the Goods not stated in related materials, e.g., use in manned or unmanned aviation or life support applications.

Limited Warranty - Heavy Duty

Goods carry a warranty of 18 months or 150,000 miles / 5,400 hours whichever comes first. Gates will replace or repair, at its option, any Goods proved defective in material or workmanship during the warranty period. This is the sole remedy for breach of warranty. Color fade and color difference is not warranted. This warranty is void if the defect is caused by improper installation, use or maintenance of the Goods, or used for racing or competition. Goods are not warranted to comply with laws that may apply to uses of the Goods not stated in related materials, e.g., use in manned or unmanned aviation or life support applications.

ALL OTHER WARRANTIES, EXPRESS OR IMPLIED, INCLUDING, BUT NOT LIMITED TO WARRANTIES OF MERCHANTABILITY AND FITNESS FOR A PARTICULAR PURPOSE, ARE EXPRESSLY DISCLAIMED. FAILURE TO REPLACE TIMING BELTS OR OTHER GATES PRODUCTS AS SPECIFIED MAY RESULT IN CATASTROPHIC ENGINE OR EQUIPMENT DAMAGE FOR WHICH GATES DISCLAIMS ALL RESPONSIBILITY, TO THE EXTENT PERMITTED BY APPLICABLE LAW.

Caution

Use Gates products only on applications specified in Gates literature. Install and maintain products according to the vehicle manufacturers' recommended procedures and with recommended tools. Failure to follow these instructions could result in injury or property damage. Gates disclaims all liability due to failure to follow these instructions.

Warning

Be safe! Do not use Gates belts, pulleys or sprockets on any aircraft propeller or rotor drive systems or in-flight accessory drives. Gates products are not designed or intended for aircraft use.

We hereby certify that the goods will be produced in compliance with requirements of Sections 6 and 7 of the Fair Labor Standards Act of 1938, as amended, and of regulations and orders of the U.S. Department of Labor issued under Section 14 thereof.

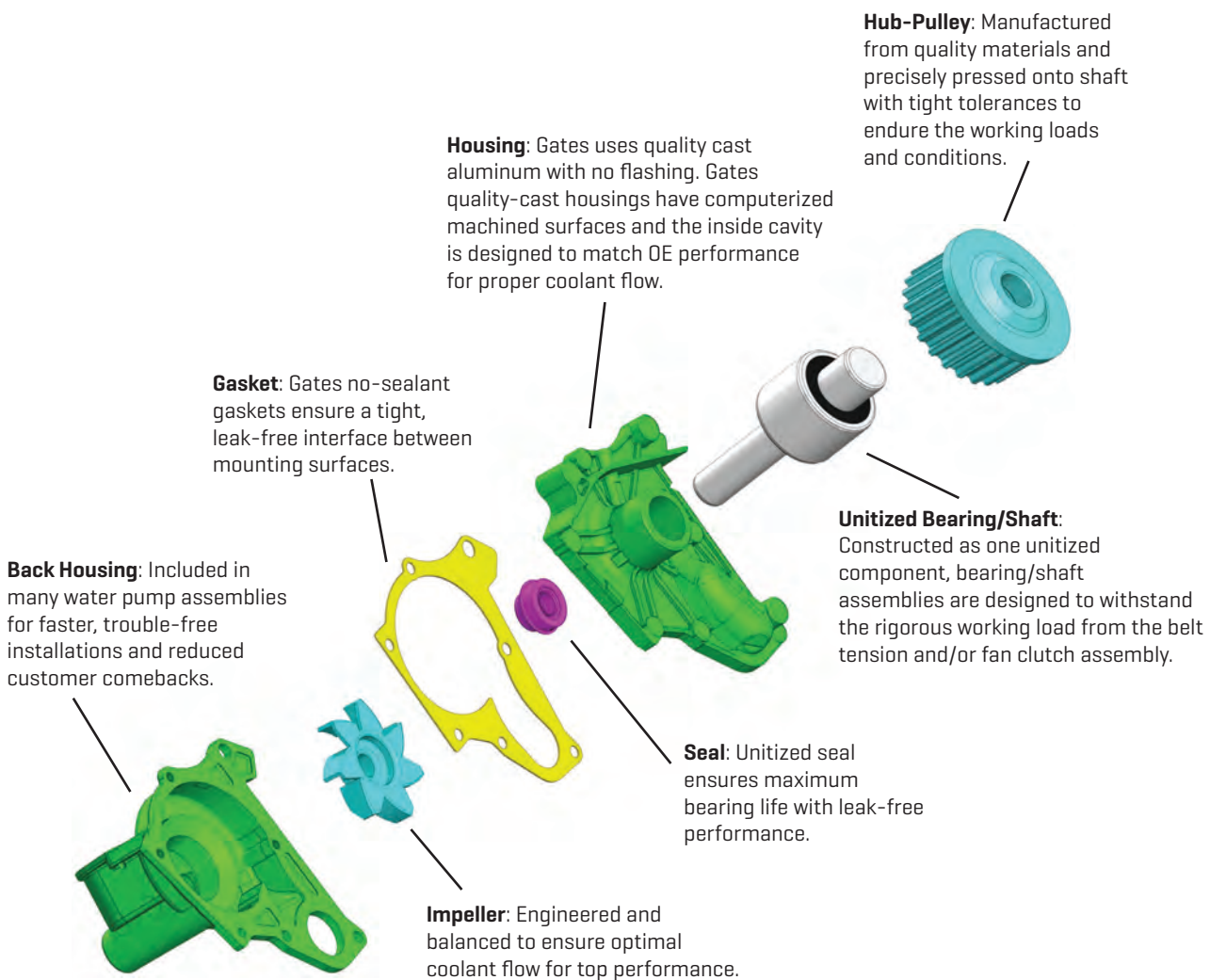
Seller does not agree to any terms and conditions except those set forth herein and in its current price schedules and in its quotation, if any shipment of any merchandise by Seller will be on said terms and conditions, and no modification shall be affected by the acknowledgement or acceptance of any purchase order forms containing different terms and conditions from those set forth herein.

This publication contains the latest information available to our engineers. If you require additional application or part number information, contact the Automotive Product Application Tech Line at 303-744-5651.

Water Pumps

Gates offers a state-of-the-art manufacturing process.

Gates water pumps are recognized in the industry for their durability and superior quality. Every Gates water pump is constructed with premium alloy materials and a 100% functional test of seals and bearings along with a 100% leakage test for both the casting and assembled water pump. We are committed to selling the highest quality new, never remanufactured, water pumps in the aftermarket. Our end goal is to provide our customers with worry-free operation for the life of their vehicle.



Water Pumps

Water Pumps for Heavy-Duty Applications



- Our heavy-duty water pump offering is designed to handle rugged fleet standards.
- Pumps manufactured to ISO/TS 16949 standards.
- 100% fully tested unitized bearings/seals.
- Gates heavy-duty water pumps, represented as a part number with an HD suffix, carry a warranty of 18 months or 150,000 miles / 5,400 hours, whichever comes first.
- Computerized machined surfaces for proper fit/sealing.

Water Pumps for Virtually Every Hybrid Application



- Coverage includes Toyota Prius, Honda Civic, Ford Escape and more.
- Pumps manufactured to ISO/TS 16949 standards.
- 100% fully tested unitized bearings/seals.
- Quality packaging ensures intact delivery of all components.
- 100% inline quality tested.
- Limited lifetime warranty.

Water Pumps for Import Vehicles



- Over 95% coverage for import vehicles.
- Metal impeller pumps available where applicable.
- Computerized machined surfaces for proper fit/sealing.
- Precisely balanced impeller for OE fit/function.

Water Pumps with Back Housings



- Allows the technician to replace both pieces with one pre-assembled unit.
- Order one part number and receive the water pump and back housing.
- Reduces installation time and ensures trouble-free operation with reduced warranty claims and comebacks.

Electric Water Pumps



- OE-exact replacement ensures an exact fit and easy installation.
- Main engine electric water pumps come with gaskets or rubber seals to eliminate leaks.
- Auxiliary electric water pumps are sealed to prevent leaking.
- Electromagnetic power drives the impellers, thus eliminating the need for bearings and weep holes.

Timing Component Kits with Water Pumps

Today, Gates is the world's largest manufacturer of Timing Belts and Timing Component Kits (TCKs). Import or Domestic, for nearly every make and model, Gates covers all of your automotive applications with Timing Belts and TCKs that are OE-equivalent or better in service life and performance. As the Original Equipment Manufacturer (OEM) for virtually every vehicle manufacturer worldwide, you can be confident every time you install Gates. Restore your customers' drive system to factory original condition with Gates Timing Belts and Timing Component Kits.

Timing Belt Component Kits with Water Pump

Gates Timing Belt Component Kits with Water Pump offer customers the best and most complete repair solution by including the same OE components as our TCKs: timing belts, pulleys and tensioners as well as a water pump. Timing belt driven water pumps should always be replaced at the same time as the timing belt. Don't take chances. With Gates TCKWPs, you can avoid returns by replacing all critical system components at the same time.



- Water pumps are designed and built for long-lasting, efficient cooling.
- Hydraulic tensioners included, where available.
- Everything you need to do the job right, all in one box.

Racing Timing Component Kits with Water Pump

Gates Racing Timing Component Kits with Water Pump [TCKWP] offer the same OE components as our Racing TCKs - with the addition of a water pump. Timing belt driven water pumps should always be replaced at the same time as the timing belt. Protect your investment. With Gates Racing TCKs, you can replace all critical system components at the same time.



- Everything you need to do the job right, all in one box, including formulated Gates Racing Performance timing belts, idler(s), tensioners, a water pump, and supporting hardware.
- Water pumps are designed and built for long-lasting, efficient cooling.
- Hydraulic tensioners included, where available.

Professional-Grade Tools

PowerClean™ Flush Tool

Cooling systems can be difficult to flush completely due to accumulated debris. Inadequate flushing can ruin a newly installed water pump and result in warranty problems and frustrated customers. Make sure you perform a complete cooling system flush by using clean water and compressed air. The PowerClean Flush Tool “water hammers” accumulated sludge and scale deposits without the use of harsh chemicals or solvents. It cleans radiators, heat exchangers, hoses and engine blocks more effectively than conventional flushes, maintains system integrity and ensures warranty coverage on replacement parts, including water pumps. The PowerClean patented process uses fixed dimensional control of the air and liquid flow paths. The process allows air to pressurize the cleaning fluid to scrub deep into corners and crevices, eliminating trapped debris.



- Pulsating gun assembly with pre-set regulator.
- Water line backflow preventer.
- Large rubber tip for radiator necks and direct flushing of the engine block.
- Small rubber tip on whip hose for direct access to heater core tube stubs.
- 5/8" And 3/4" heater hose barbs for flushing heater cores or engine blocks.
- Durable protective storage case with room for additional items. Part No. 91002.

Part No.	Description
91002-1	Storage Case w/Foam Inserts
91002-2	Patented Flushing Gun
91002-3	Small Tip for Heater Core
91002-4	Large Tip for Radiators
91002-5	5/8" Heater Hose Connector

Part No.	Description
91002-6	3/4" Heater Hose Connector
91002-7	Whip Hose w/Quick Couplers
91002-8	Supply Hose Backflow Preventer
91002-9	4 1/2" Large Tip for Trucks

Coolant and Battery Refractometer

Measures concentration of coolant mixture in engine. Place small sample of coolant on lens, then hold lens up to light source. Light bends through liquid, providing an accurate reading on scale. Part No. 91001.



- Measuring coolant concentrations is essential to cooling system maintenance.
- Most technicians use hydrometers to test coolant concentration via gravity or floating ball scales.
- Hydrometers must be temperature corrected, and may give false readings when testing new, propylene-based coolants.
- Gates refractometer automatically corrects for temperature on both types of coolant [ethylene and propylene glycol] while measuring battery charge levels.

Water Pump Spanner Wrench



Gates 2 1/2" spanner wrench adapts to a 3/8" ratchet or breaker bar to make water pump removal faster and easier. Part No. 91060.

- Lets the technician get a firm grip on the water pump to remove the clutch without scratching or galling the pulley.
- Fits several Gates water pump pulleys including part numbers 43034, 43037, 45005 and 45010 covering many Chrysler and GM applications.

Application Guide - Passenger Cars & Light Trucks

Passenger Cars & Light Trucks

Application	Part No.	Application	Part No.
Acura		Acura - Continued	
CL		RL	
4-Cyl. 2.2 L 1997	☆✳️41042	V-6 3.5 L 2008-2005	☆✳️41184
4-Cyl. 2.3 L 1999-1998	☆✳️41042	2004-1996	☆✳️43133
V-6 3.0 L 1999-1997	☆✳️42316	V-6 3.7 L 2013-2009	☆✳️41184
V-6 3.2 L 2003-2001	☆✳️42316	RSX	
CSX		4-Cyl. 2.0 L	
4-Cyl. 2.0 L (Non-US) 2009-2008; Base Model	43544	2006-2002; Base Model	42312
2009-2008; Type-S	42218	2006-2002; Type-S	42353
2007	43544	SLX	
EL		V-6 3.2 L	
4-Cyl. 1.6 L (Non-US) 2000-1997	☆✳️41048	1997-1996	☆✳️42120
4-Cyl. 1.7 L (Non-US) 2005-2001	☆✳️41115	V-6 3.5 L 1999-1998	☆✳️42297
Integra		TL	
4-Cyl. 1.6 L 1989-1986	☆✳️41095	5-Cyl. 2.5 L 1998-1995	☆✳️41103
4-Cyl. 1.7 L 1993-1992	☆✳️41106	V-6 3.2 L 2008-2004	☆✳️41184
4-Cyl. 1.8 L 2001-1996; W/VTEC Eng.	☆✳️44405	2003-1999	☆✳️42316
2001-1996; W/O VTEC Eng.	☆✳️41049	1998-1996	☆✳️44049
1995-1994; W/VTEC Eng.	☆✳️41050	V-6 3.5 L 2014-2007	☆✳️41184
1995-1994; W/O VTEC Eng.	☆✳️41041	V-6 3.7 L 2014-2009	☆✳️41184
1993-1990	☆✳️41041	TSX	
Legend		4-Cyl. 2.4 L	
V-6 2.5 L 1987-1986	☆✳️42108	2014-2009	42220
V-6 2.7 L 1990-1987	☆✳️42108	2008-2004	43544
V-6 3.2 L 1995-1994; Coupe	☆✳️44047	V-6 3.5 L 2014-2010	☆✳️41184
1995-1994; Sedan; GS	☆✳️44047	Vigor	
1995-1994; Sedan; Exc. GS	☆✳️44048	5-Cyl. 2.5 L	
1993; Coupe	☆✳️44047	1994-1992	☆✳️41103
1993; Sedan	☆✳️44048	ZDX	
1992-1991	☆✳️44047	V-6 3.7 L	
MDX		2012-2010	
V-6 3.5 L 2014	✳️41184	☆✳️41184	
2006-2003	☆✳️41184	AM General	
2002-2001	☆✳️42316	Hummer	
V-6 3.7 L 2011-2007	☆✳️41184	V-8 5.7 L	
NSX		1996-1995	
V-6 3.0 L 2005-1991	☆✳️43132	43114	
V-6 3.2 L 2005-1997	☆✳️43132	V-8 6.2 L Diesel	
RDX		1993-1992	
4-Cyl. 2.3 L 2012-2007	41197	44099	
V-6 3.5 L 2014-2013	☆✳️41184	V-8 6.5 L Diesel	
		2001-1999	
		44056	
		1998-1997	
		44042	
		1996-1994	
		44100	
		American Motors	
		Ambassador	
		6-Cyl. 232	
		1970-1966	
		43005	
		6-Cyl. 258	
		1971; 2" From Housing To End of Shaft	
		43007	
		1971; 2 7/16" From Housing To End of Shaft	
		43005	
		V-8 290	
		1969	
		43006	
		1968; 1 1/2" From Housing To End of Shaft	
		43006	

☆Interference Engine Application.

✳️Timing Belt Driven.

Application Guide - Passenger Cars & Light Trucks

Passenger Cars & Light Trucks

Application	Part No.	Application	Part No.
American Motors - Continued		American Motors - Continued	
Ambassador - Continued		Eagle - Continued	
V-8 304		4-Cyl. 2.5 L - Continued	
1974-1973	43002	1982-1981	42085
1972-1970	43006	6-Cyl. 4.2 L	
V-8 343		1988-1987; W/V-Ribbed Belt Drive	42002
1969	43006	1988-1987; W/O V-Ribbed Belt Drive	42003
1968; 1 1/2" From Housing To End of Shaft	43006	1986-1981; W/V-Ribbed Belt Drive	42000
V-8 360		1986-1981; W/O V-Ribbed Belt Drive	43001
1974-1973	43002	1980	43001
1972-1970	43006		
V-8 390		Gremlin	
1970-1969	43006	6-Cyl. 199	
1968; 1 1/2" From Housing To End of Shaft	43006	1970	43005
V-8 401		6-Cyl. 232	
1974-1973	43002	1978-1975	43000
1972-1971	43006	1974-1973	43007
		1972-1971; 2" From Housing To End of Shaft	43007
American		1972-1971; 2 7/16" From Housing To End of Shaft .	43005
6-Cyl. 199; 6-Cyl. 232		1970	43005
1968-1966	43005	6-Cyl. 258	
V-8 290		1978-1975	43000
1968; 1 1/2" From Housing To End of Shaft	43006	1974-1973	43007
		1972-1971; 2" From Housing To End of Shaft	43007
AMX		1972-1971; 2 7/16" From Housing To End of Shaft .	43005
6-Cyl. 4.2 L		V-8 304	
1980	43001	1976-1973	43002
6-Cyl. 258		1972	43006
1979-1978	43000		
V-8 290		Hornet	
1969	43006	6-Cyl. 199	
1968; 1 1/2" From Housing To End of Shaft	43006	1970	43005
V-8 304		6-Cyl. 232	
1979-1978	43002	1977-1975	43000
1974-1973	43002	1974-1973	43007
1972	43006	1972-1971; 2" From Housing To End of Shaft	43007
V-8 343		1972-1971; 2 7/16" From Housing To End of Shaft .	43005
1969	43006	1970	43005
1968; 1 1/2" From Housing To End of Shaft	43006	6-Cyl. 258	
V-8 360		1977-1975	43000
1974-1973	43002	1974-1973	43007
1972-1970	43006	1972-1971; 2" From Housing To End of Shaft	43007
V-8 390		1972-1971; 2 7/16" From Housing To End of Shaft .	43005
1970-1969	43006	V-8 304	
1968; 1 1/2" From Housing To End of Shaft	43006	1977-1973	43002
V-8 401		1972-1970	43006
1974-1973	43002	V-8 360	
1972-1971	43006	1974-1973	43002
		1972-1971	43006
Concord			
4-Cyl. 2.5 L		Javelin	
1982-1980	42085	6-Cyl. 232	
6-Cyl. 4.2 L		1974-1973	43007
1983-1981; W/V-Ribbed Belt Drive	42000	1972-1971; 2" From Housing To End of Shaft	43007
1983-1981; W/O V-Ribbed Belt Drive	43001	1972-1971; 2 7/16" From Housing To End of Shaft .	43005
1980	43001	1970-1968	43005
6-Cyl. 232; 6-Cyl. 258		6-Cyl. 258	
1979-1978	43000	1974-1973	43007
V-8 304		1972-1971; 2" From Housing To End of Shaft	43007
1979-1978	43002	1972-1971; 2 7/16" From Housing To End of Shaft .	43005
		V-8 290	
Eagle		1969	43006
4-Cyl. 2.5 L		1968; 1 1/2" From Housing To End of Shaft	43006
1984; W/V-Ribbed Belt Drive	42000	V-8 304	
1984; W/O V-Ribbed Belt Drive	43001	1974-1973	43002
1983; Eng. VIN B	42085	1972-1970	43006
1983; Eng. VIN U; W/V-Ribbed Belt Drive	42000	V-8 343	
1983; Eng. VIN U; W/O V-Ribbed Belt Drive	43001	1969	43006

Application Guide - Passenger Cars & Light Trucks

Application	Part No.	Application	Part No.
American Motors - Continued		American Motors - Continued	
Javelin - Continued		Rebel - Continued	
V-8 343 - Continued		V-8 360	
1968; 1 1/2" From Housing To End of Shaft	43006	1970	43006
V-8 360		V-8 390	
1974-1973	43002	1970-1969	43006
1972-1970	43006	Spirit	
V-8 390		4-Cyl. 2.5 L	
1970-1969	43006	1982-1980	42085
1968; 1 1/2" From Housing To End of Shaft	43006	6-Cyl. 4.2 L	
V-8 401		1983-1981; W/V-Ribbed Belt Drive	42000
1974-1973	43002	1983-1981; W/O V-Ribbed Belt Drive	43001
1972-1971	43006	1980	43001
Marlin		6-Cyl. 232; 6-Cyl. 258	
6-Cyl. 232		1979	43000
1967-1966	43005	V-8 304	
Matador		1979	43002
6-Cyl. 232		Asuna	
1974-1973	43007	Sunfire	
1972-1971; 2" From Housing To End of Shaft	43007	4-Cyl. 1.8 L (Non-US)	
1972-1971; 2 7/16" From Housing To End of Shaft .	43005	1993	❖41054
6-Cyl. 258		Sunrunner	
1978-1975	43000	4-Cyl. 1.6 L (Non-US)	
1974-1973	43007	1993-1992	42284
1972-1971; 2" From Housing To End of Shaft	43007	Audi	
1972-1971; 2 7/16" From Housing To End of Shaft .	43005	80	
V-8 304		4-Cyl. 2.0 L	
1977-1973	43002	1990-1988	❖43550
1972-1971	43006	or	❖42261
V-8 360		5-Cyl. 2.3 L	
1978-1973	43002	1992-1990	❖41152
1972-1971	43006	1989; Chassis No. 89J394742 & Before	❖42341
V-8 401		1989; Chassis No. 89J394743 & After	❖41152
1976-1973	43002	1988; Chassis No. 394742 & Before	❖42341
1972-1971	43006	1988; Chassis No. 394743 & After	❖41152
Pacer		90	
6-Cyl. 4.2 L		4-Cyl. 2.0 L	
1980	43001	1988	❖43550
6-Cyl. 232		or	❖42261
1978-1975	43000	5-Cyl. 2.3 L	
6-Cyl. 258		1991-1990	❖41152
1979-1975	43000	1989; Chassis No. 89J394742 & Before	❖42341
V-8 304		1989; Chassis No. 89J394743 & After	❖41152
1979-1978	43002	1988; Chassis No. 396702 & Before	❖42341
Rambler		1988; Chassis No. 396703 & After	❖41152
6-Cyl. 199; 6-Cyl. 232		V-6 2.8 L	
1969	43005	1995; Chassis No. 8CSO25820 & Before	☆❖42161
V-8 290; V-8 390		1995; Chassis No. 8CSO25821 & After	☆❖43216
1969	43006	1994-1993	☆❖42161
Rambler Classic		100	
6-Cyl. 199; 6-Cyl. 232		5-Cyl. 2.3 L	
1966	43005	1991-1990	❖41152
Rebel		1989; Chassis No. 063969 & Before	❖42341
6-Cyl. 232		1989; Chassis No. 063970 & After	❖41152
1970-1967	43005	V-6 2.8 L	
V-8 290		1994-1992	☆❖42161
1969	43006	200	
1968; 1 1/2" From Housing To End of Shaft	43006	5-Cyl. 2.2 L	
V-8 304		1991-1990	❖41152
1970	43006	1989; Eng. No. MC039950 & Before	❖42341
V-8 343		1989; Eng. No. MC039951 & After	❖41152
1969	43006		
1968; 1 1/2" From Housing To End of Shaft	43006		

❖Timing Belt Driven.
❖Does Not Include Back Housing.

❖Includes Back Housing.
☆Interference Engine Application.

Application Guide - Passenger Cars & Light Trucks

Passenger Cars & Light Trucks

Application	Part No.	Application	Part No.
Audi - Continued		Audi - Continued	
4000		A4	
4-Cyl. 1.6 L		4-Cyl. 1.8 L (Non-US)	
1980; W/40mm Hub	42258	2011	❖41086BH
1980; W/30mm Hub	❖43550	or	❖41086
or	❖42261	4-Cyl. 1.8 L	
4-Cyl. 1.6 L Diesel		2006-2001; W/Plastic Impeller	☆❖41127
1983-1982; W/Turbo	❖43550	2006-2001; W/Metal Impeller	☆❖41127M
or	❖42261	2000; W/Bolt-On Pulley	42299
4-Cyl. 1.7 L		2000; W/Press-On Cogged Pulley; W/Metal	
1983-1982	❖43550	Impeller	☆❖41127M
or	❖42261	2000; W/Press-On Cogged Pulley; W/Plastic	
1981; Chassis No. 81B-149-000 & Before;		Impeller	☆❖41127
W/40mm Hub	42258	1999; W/150 Tooth Belt; W/Plastic Impeller	☆❖41127
1981; Chassis No. 81B-149-001 & After; W/30mm		1999; W/150 Tooth Belt; W/Metal Impeller	☆❖41127M
Hub	❖43550	1999; W/152, 153 Tooth Belt	42299
or	❖42261	1998-1997	42299
4-Cyl. 1.8 L		4-Cyl. 2.0 L	
1987-1984	❖43550	2015-2013 Main	❖41086BH
or	❖42261	or	❖41086
5-Cyl. 2.2 L		2012-2011	❖41086BH
1987-1980	❖42341	or	❖41086
5000		2010 Main	❖41086BH
5-Cyl. 2.0 L Diesel		or	❖41086
1983-1980	☆❖41151	2009; Eng. Designation BWT; W/Plastic Impeller	☆❖41190
5-Cyl. 2.2 L		2009; Eng. Designation BWT; W/Metal Impeller	☆❖41190M
1988-1980	❖42341	2009; Eng. Designation CAEB	❖41086BH
or	❖42341	or	❖41086
5-Cyl. 2.3 L		2008-2005; W/Plastic Impeller	☆❖41190
1988-1987	❖42341	2008-2005; W/Metal Impeller	☆❖41190M
5-Cyl. 121 Diesel		4-Cyl. 2.0 L Diesel (Non-US)	
1979	☆❖41151	2012; W/Metal Impeller	☆❖41096M
A3		V-6 2.8 L	
4-Cyl. 1.8 L (Non-US)		2001-1998 Main	☆❖43216
2011	❖41086BH	2001-1998 Aux.	41530E
or	❖41086	1997-1996	☆❖43216
2004-1998	☆❖41127	V-6 3.0 L	
4-Cyl. 2.0 L		2006-2002	☆❖43217
2013-2012 Main; Eng. Designation CCTA	❖41086BH	V-6 3.2 L (Non-US)	
or	❖41086	2011-2010	41194
2013-2012 Aux.	41505E	V-6 3.2 L	
2011-2010 Main	❖41086BH	2009-2005	41194
or	❖41086	A5	
2011-2010 Aux.	41505E	4-Cyl. 2.0 L	
2009 Main; Eng. Designation CCTA	❖41086BH	2016-2012 Main	❖41086BH
or	❖41086	or	❖41086
2009 Aux.	41505E	2011	❖41086BH
2008 Main; Eng. Designation BPY; W/Plastic		or	❖41086
Impeller	☆❖41190	2010 Main	❖41086BH
2008 Main; Eng. Designation BPY; W/Metal		or	❖41086
Impeller	☆❖41190M	V-6 3.2 L (Non-US)	
2008 Main; Eng. Designation CCTA	❖41086BH	2011	41194
or	❖41086	V-6 3.2 L	
2008 Aux. (To Rad.); Eng. Designation BPY	41521E	2010-2009 Main	41194
2008 Aux.; Eng. Designation CBFA, CCTA	41505E	2010-2009 Aux.	41521E
2007-2006 Main; W/Plastic Impeller	☆❖41190	2008	41194
2007-2006 Main; W/Metal Impeller	☆❖41190M	A6	
2007-2006 Aux.	41521E	4-Cyl. 2.0 L	
4-Cyl. 2.0 L Diesel		2015-2013 Main	❖41086BH
2013-2010; W/Plastic Impeller	☆❖41096	or	❖41086
2013-2010; W/Metal Impeller	☆❖41096M	2012	❖41086BH
V-6 3.2 L (Non-US)		or	❖41086
2005-2004 Aux.	41508E	V-6 2.7 L	
V-6 3.2 L		2004-2003 Main	☆❖42345
2009-2006 Main	41186	2004-2003 Aux. Cooling	41508E
2009-2006 Aux.	41508E	2004-2003 Aux. (Additional Cooling)	41530E

❖Includes Back Housing.
❖Timing Belt Driven.

❖Does Not Include Back Housing.
☆Interference Engine Application.

Application Guide - Passenger Cars & Light Trucks

Application	Part No.	Application	Part No.
Audi - Continued		Audi - Continued	
A6 - Continued		Coupe Quattro	
V-6 2.7 L - Continued		5-Cyl. 2.3 L	
2002 Main	☆✱42345	1991-1990	✱41152
2002 Aux. Cooling; VIN 4B-2-200000 & Before	41511E	Fox	
2002 Aux. Cooling; VIN 4B-3-000001 & After	41508E	4-Cyl. 90	
2002 Aux. (Additional Cooling)	41530E	1974-1973; W/40mm Hub	
2001-2000 Main	☆✱42345	42258	
2001-2000 Aux. Cooling	41511E	4-Cyl. 97	
2001-2000 Aux. (Additional Cooling)	41530E	1979-1975; W/40mm Hub	
V-6 2.8 L (Non-US)		42258	
2011-2007	41194	Q3	
V-6 2.8 L		4-Cyl. 2.0 L	
2001-1999 Main	☆✱43216	2016-2015 Main	✱41086BH
2001-1999 Aux. Cooling	41530E	or	✱41086
1998 Main	☆✱43216	2016-2015 Aux.	41505E
1998 Aux. Cooling; VIN 4B-W-000001 & After	41530E	Q5	
1997-1996	☆✱43216	4-Cyl. 2.0 L	
1995; Eng. Designation AAH	☆✱42161	2016-2011 Main	
1995; Eng. Designation AFC; Chassis No.		or	
4ASQ26714 & Before	☆✱42161	✱41086BH	
1995; Eng. Designation AFC; Chassis No.		✱41086	
4ASQ26715 & After	☆✱43216	4-Cyl. 2.0 L Electric Assist	
V-6 3.0 L		2015-2012 Main	
2011	41194	or	
2010 Main	41194	✱41086BH	
2009	41194	✱41086	
2004-2002	☆✱43217	V-6 3.0 L Diesel (Non-US)	
V-6 3.2 L		2011	
2011-2005	41194	41194	
V-8 4.2 L		V-6 3.2 L	
2004-2000	☆✱42348	2012-2009 Main	
A8		41194	
V-8 3.7 L (Non-US)		2012-2009 Aux.	
2000	☆✱42348	41521E	
V-8 3.7 L		Q7	
1999-1997	☆✱42298	V-6 3.0 L	
V-8 4.2 L		2015-2011 Main	
2006-2001	☆✱42348	41194	
2000-1997	☆✱42298	V-6 3.0 L Diesel	
Allroad		2015-2009 Main	
4-Cyl. 2.0 L		41194	
2016-2013 Main	✱41086BH	V-6 3.6 L	
or	✱41086	2010-2007 Main	
Allroad Quattro		41077	
V-6 2.7 L		2010-2007 Aux.	
2005-2003 Main	☆✱42345	41508E	
2005-2003 Aux.	41508E	Quattro	
2002-2001 Main	☆✱42345	5-Cyl. 2.2 L (Non-US)	
2002-2001 Aux.; Eng. Designation BEL	41508E	1986	
2002-2001 Aux.; Eng. Designation APB	41511E	✱42341	
Cabriolet		5-Cyl. 2.2 L	
V-6 2.8 L		1985-1983	
1998-1996	☆✱43216	✱42341	
1995; Chassis No. 8GS001302 & Before	☆✱42161	R8	
1995; Chassis No. 8GS001303 & After	☆✱43216	V-8 4.2 L	
1994	☆✱42161	2012-2011 Aux.	
Coupe		41508E	
5-Cyl. 2.2 L		2010 Aux.	
1987-1981	✱42341	41508E	
5-Cyl. 2.3 L		2009-2008 Aux.	
1987	✱42341	41508E	
Audi - Continued		Audi - Continued	
A6 - Continued		Coupe Quattro	
V-6 2.7 L - Continued		5-Cyl. 2.3 L	
2002 Main	☆✱42345	1991-1990	
2002 Aux. Cooling; VIN 4B-2-200000 & Before	41511E	✱41152	
2002 Aux. Cooling; VIN 4B-3-000001 & After	41508E	Fox	
2002 Aux. (Additional Cooling)	41530E	4-Cyl. 90	
2001-2000 Main	☆✱42345	1974-1973; W/40mm Hub	
2001-2000 Aux. Cooling	41511E	42258	
2001-2000 Aux. (Additional Cooling)	41530E	4-Cyl. 97	
V-6 2.8 L (Non-US)		1979-1975; W/40mm Hub	
2011-2007	41194	42258	
V-6 2.8 L		Q3	
2001-1999 Main	☆✱43216	4-Cyl. 2.0 L	
2001-1999 Aux. Cooling	41530E	2016-2015 Main	
1998 Main	☆✱43216	or	
1998 Aux. Cooling; VIN 4B-W-000001 & After	41530E	✱41086BH	
1997-1996	☆✱43216	✱41086	
1995; Eng. Designation AAH	☆✱42161	41505E	
1995; Eng. Designation AFC; Chassis No.		Q5	
4ASQ26714 & Before	☆✱42161	4-Cyl. 2.0 L	
1995; Eng. Designation AFC; Chassis No.		2016-2011 Main	
4ASQ26715 & After	☆✱43216	or	
V-6 3.0 L		✱41086BH	
2011	41194	✱41086	
2010 Main	41194	4-Cyl. 2.0 L Electric Assist	
2009	41194	2015-2012 Main	
2004-2002	☆✱43217	or	
V-6 3.2 L		✱41086BH	
2011-2005	41194	✱41086	
V-8 4.2 L		V-6 3.0 L Diesel (Non-US)	
2004-2000	☆✱42348	2011	
A8		41194	
V-8 3.7 L (Non-US)		V-6 3.2 L	
2000	☆✱42348	2012-2009 Main	
V-8 3.7 L		41194	
1999-1997	☆✱42298	2012-2009 Aux.	
V-8 4.2 L		41521E	
2006-2001	☆✱42348	Q7	
2000-1997	☆✱42298	V-6 3.0 L	
Allroad		2015-2011 Main	
4-Cyl. 2.0 L		41194	
2016-2013 Main	✱41086BH	V-6 3.0 L Diesel	
or	✱41086	2015-2009 Main	
Allroad Quattro		41194	
V-6 2.7 L		V-6 3.6 L	
2005-2003 Main	☆✱42345	2010-2007 Main	
2005-2003 Aux.	41508E	41077	
2002-2001 Main	☆✱42345	2010-2007 Aux.	
2002-2001 Aux.; Eng. Designation BEL	41508E	41508E	
2002-2001 Aux.; Eng. Designation APB	41511E	Quattro	
Cabriolet		5-Cyl. 2.2 L (Non-US)	
V-6 2.8 L		1986	
1998-1996	☆✱43216	✱42341	
1995; Chassis No. 8GS001302 & Before	☆✱42161	R8	
1995; Chassis No. 8GS001303 & After	☆✱43216	V-8 4.2 L	
1994	☆✱42161	2012-2011 Aux.	
Coupe		41508E	
5-Cyl. 2.2 L		2010 Aux.	
1987-1981	✱42341	41508E	
5-Cyl. 2.3 L		2009-2008 Aux.	
1987	✱42341	41508E	

☆Interference Engine Application.
✱Includes Back Housing.

✱Timing Belt Driven.
✱Does Not Include Back Housing.

Application Guide - Passenger Cars & Light Trucks

Passenger Cars & Light Trucks

Application	Part No.	Application	Part No.
Audi - Continued		Audi - Continued	
S4 - Continued		TT - Continued	
V-6 3.0 L		4-Cyl. 2.0 L - Continued	
2012-2010 Main	41194	2008 Main; W/Plastic Impeller; Eng. Designation BPY	☆✱41190
S5		2008 Main; W/Metal Impeller; Eng. Designation BPY	☆✱41190M
V-6 3.0 L		2008 Aux.; Eng. Designation BPY	41521E
2012-2010 Main	41194	2008 Main; Eng. Designation CCTA	✚41086BH
S6		or	✚41086
5-Cyl. 2.2 L (Non-US)		2008 Aux.; Eng. Designation CCTA	41505E
1997-1996	✱41154	V-6 3.2 L (Non-US)	
5-Cyl. 2.2 L		2007 Main	41186
1995	✱41154	2007 Aux.	41508E
V-8 4.2 L		V-6 3.2 L	
2003-2002	☆✱42348	2009-2008 Main	41186
S8		2009-2008 Aux.	41508E
V-8 4.2 L		2006-2004 Main	41186
2003-2001	☆✱42348	2006-2004 Aux.	41508E
TT		BMW	
4-Cyl. 1.8 L (Non-US)		3.0CS; 3.0CSI; 3.0S	
2011	✚41086BH	6-Cyl. 182	
or	✚41086	1974-1971	41035
1999 Main	☆✱41127	3.0SI	
1999 Aux.; Eng. Designation AMU	41511E	6-Cyl. 182	
4-Cyl. 1.8 L		1976-1975	41035
2006-2003 Main; W/Plastic Impeller	☆✱41127	128I	
2006-2003 Main; W/Metal Impeller	☆✱41127M	6-Cyl. 3.0 L	
2006-2003 Aux.	41511E	2013-2008	41526E
2002-2001 Main; W/Plastic Impeller	☆✱41127	135I	
2002-2001 Main; W/Metal Impeller	☆✱41127M	6-Cyl. 3.0 L	
2002-2001 Aux.; Eng. Designation AMU	41511E	2013-2008	41504E
2000; W/Plastic Impeller	☆✱41127	135IS	
2000; W/Metal Impeller	☆✱41127M	6-Cyl. 3.0 L	
4-Cyl. 2.0 L		2013	41504E
2014	✚41086BH	318I	
or	✚41086	4-Cyl. 1.8 L	
2013 Main; W/Plastic Impeller; Eng. Designation CDMA, CDLB	☆✱41190	1995-1991	41036
2013 Main; W/Metal Impeller; Eng. Designation CDMA, CDLB	☆✱41190M	1985-1984	42013
2013 Main; Eng. Designation CETA	✚41086BH	4-Cyl. 1.9 L (Non-US)	
or	✚41086	1999	41036
2013 Aux.	41521E	4-Cyl. 1.9 L	
2012 Main; Eng. Designation CDMA; W/Plastic Impeller	☆✱41190	1998-1996	41036
2012 Main; Eng. Designation CDMA; W/Metal Impeller	☆✱41190M	318IS	
2012 Main; Eng. Designation CETA	✚41086BH	4-Cyl. 1.8 L	
or	✚41086	1995-1991	41036
2012 Aux.	41521E	4-Cyl. 1.9 L (Non-US)	
2011 Main; Eng. Designation CDMA; W/Plastic Impeller	☆✱41190	1999-1998	41036
2011 Main; Eng. Designation CDMA; W/Metal Impeller	☆✱41190M	4-Cyl. 1.9 L	
2011 Main; Eng. Designation CESA, CETA	✚41086BH	1997-1996	41036
or	✚41086	318TI	
2011 Aux.	41521E	4-Cyl. 1.8 L	
2010; Eng. Designation CCTA	✚41086BH	1995	41036
or	✚41086	4-Cyl. 1.9 L	
2010; W/Plastic Impeller; Eng. Designation CDMA ..	☆✱41190	1999-1996	41036
2010; W/Metal Impeller; Eng. Designation CDMA ...	☆✱41190M	320I	
2009 Main; Eng. Designation CCTA	☆✱✚41086BH	4-Cyl. 1.8 L	
or	☆✱✚41086	1983-1980	42012
2009 Aux.; Eng. Designation CCTA	41505E	4-Cyl. 121	
2009 Main; Eng. Designation CDMA; W/Plastic Impeller	☆✱41190	1979-1977	42012
2009 Main; Eng. Designation CDMA; W/Metal Impeller	☆✱41190M		
2009 Aux.; Eng. Designation CDMA	41521E		

✱Timing Belt Driven.
✚Includes Back Housing.

☆Interference Engine Application.
✚Does Not Include Back Housing.

Application Guide - Passenger Cars & Light Trucks

Application	Part No.	Application	Part No.
BMW - Continued		BMW - Continued	
320I - Continued		325XI	
6-Cyl. 2.0 L (Non-US) 1993; W/Plastic Impeller	43536	6-Cyl. 2.5 L 2005-2004	41526E
1993; W/Metal Impeller	43536M	2003-2001	41057
6-Cyl. 2.2 L (Non-US) 2005-2001	41057	6-Cyl. 3.0 L 2006	41526E
323CI		328CI	
6-Cyl. 2.5 L 2000	41057	6-Cyl. 2.8 L 2000	41057
323I		328I	
6-Cyl. 2.5 L (Non-US) 2011-2008	41526E	6-Cyl. 2.8 L 2000-1999	41057
2006	41057	1998-1996; W/Plastic Impeller	43536
6-Cyl. 2.5 L 2000-1999	41057	1998-1996; W/Metal Impeller	43536M
1998; W/Plastic Impeller	43536	6-Cyl. 3.0 L 2013-2007	41526E
1998; W/Metal Impeller	43536M	328IS	
323IS		6-Cyl. 2.8 L 1999	41057
6-Cyl. 2.5 L 1999	41057	1998-1996; W/Plastic Impeller	43536
1998; W/Plastic Impeller	43536	1998-1996; W/Metal Impeller	43536M
1998; W/Metal Impeller	43536M	328XI	
323TI		6-Cyl. 3.0 L 2008-2007	41526E
6-Cyl. 2.5 L (Non-US) 2000-1999	41057	330CI	
325		6-Cyl. 3.0 L 2006-2001	41057
6-Cyl. 2.7 L 1988	42018	330I	
1987-1986	42014	6-Cyl. 3.0 L 2006-2004	41526E
325CI		2003-2001	41057
6-Cyl. 2.5 L 2006-2001	41057	330XI	
325E		6-Cyl. 3.0 L 2006-2005	41526E
6-Cyl. 2.7 L 1987-1984	42014	2004-2001	41057
325I		335I	
6-Cyl. 2.5 L (Non-US) 2007	41057	6-Cyl. 3.0 L 2013-2012; W/AWD	41504E
6-Cyl. 2.5 L 2005-2001	41057	2011-2007	41504E
1995-1994; W/Plastic Impeller	43536	335IS	
1995-1994; W/Metal Impeller	43536M	6-Cyl. 3.0 L 2013-2011	41504E
1993-1992; W/DOHC Eng.; W/Plastic Impeller	43536	335XI	
1993-1992; W/DOHC Eng.; W/Metal Impeller	43536M	6-Cyl. 3.0 L 2010	41504E
1993-1992; W/SOHC Eng.	42018	2008-2007	41504E
1991-1988	42018	524TD	
1987	42014	6-Cyl. 2.4 L Diesel 1986-1985	41117
6-Cyl. 3.0 L 2006	41526E	525I	
325IS		6-Cyl. 2.5 L 2005-2004 Main	41526E
6-Cyl. 2.5 L 1995-1992; W/Plastic Impeller	43536	2005-2004 Aux. (Heater)	41531E
1995-1992; W/Metal Impeller	43536M	2003-2002 Main	41057
1991-1988	42018	2003-2002 Aux. (Heater)	41531E
1987	42014	2001	41057
325IX		1995-1991; W/Plastic Impeller	43536
6-Cyl. 2.5 L 1991-1988	42018	1995-1991; W/Metal Impeller	43536M
		1990; W/DOHC Eng.; W/Plastic Impeller	43536
		1990; W/DOHC Eng.; W/Metal Impeller	43536M
		1990; W/SOHC Eng.	42018

Application Guide - Passenger Cars & Light Trucks

Passenger Cars & Light Trucks

Application	Part No.	Application	Part No.
BMW - Continued		BMW - Continued	
525I - Continued		540I - Continued	
6-Cyl. 2.5 L - Continued		V-8 4.4 L	
1989	42018	2003-1999	43518
6-Cyl. 3.0 L		1998-1997	43262
2007-2006	41526E	545I	
525XI		V-8 4.4 L	
6-Cyl. 3.0 L		2005-2004 Main	42314
2007-2006	41526E	2005-2004 Aux. (Heater)	41531E
528E		550I	
6-Cyl. 2.7 L		V-8 4.8 L	
1988	42018	2010-2009	42027
1987-1982	42014	2008 Main	42027
528I		2007-2006 Main	42027
6-Cyl. 2.8 L		2007-2006 Aux. (Heater)	41531E
2000-1999	41057	630CSI	
1998-1997; W/Plastic Impeller	43536	6-Cyl. 182	
1998-1997; W/Metal Impeller	43536M	1978-1977	41035
1981-1980	42016	633CSI	
6-Cyl. 3.0 L		6-Cyl. 3.2 L	
2010-2008	41526E	1984-1980	42016
6-Cyl. 170		6-Cyl. 196	
1979	41035	1979-1978	41035
528XI		635CSI	
6-Cyl. 3.0 L		6-Cyl. 3.5 L	
2009-2008	41526E	1989-1985	42016
530I		640I	
6-Cyl. 3.0 L		6-Cyl. 3.0 L	
2007-2006	41526E	2014-2012	41504E
2005-2004 Main	41526E	645CI	
2005-2004 Aux. (Heater)	41531E	V-8 4.4 L	
2003-2002 Main	41057	2005-2004 Main	42314
2003-2002 Aux. (Heater)	41531E	2005-2004 Aux. (Heater)	41531E
2001	41057	650I	
6-Cyl. 182		V-8 4.8 L	
1978-1975	41035	2010-2006 Main	42027
V-8 3.0 L		2010-2006 Aux. (Heater)	41531E
1995-1994	43278	733I	
530XI		6-Cyl. 3.2 L	
6-Cyl. 3.0 L		1984-1980; W/Threaded Hub	42016
2007-2006	41526E	1984-1980; W/O Threaded Hub	41035
533I		6-Cyl. 196	
6-Cyl. 3.2 L		1979-1978; W/Threaded Hub	42016
1984-1983	42016	1979-1978; W/O Threaded Hub	41035
535I		735I	
6-Cyl. 3.0 L		6-Cyl. 3.5 L	
2014-2008	41504E	1992-1987	42016
6-Cyl. 3.5 L		1986-1985	41035
1993-1985	42016	735IL	
535IS		6-Cyl. 3.5 L	
6-Cyl. 3.5 L		1992-1988	42016
1988	42016	740I	
535XI		6-Cyl. 3.0 L	
6-Cyl. 3.0 L		2014-2011	41504E
2010	41504E	V-8 4.0 L	
2008	41504E	1994-1993	43278
540I		V-8 4.4 L	
V-8 4.0 L		2001-1999	43518
1995-1994	43278	1998-1997	43262

Application Guide - Passenger Cars & Light Trucks

Application	Part No.	Application	Part No.
BMW - Continued		BMW - Continued	
740IL		ActiveHybrid 5	
V-8 4.0 L 1994-1993	43278	6-Cyl. 3.0 L Electric Assist 2015-2012	41504E
V-8 4.4 L 2001-1999	43518	ActiveHybrid 7	
1998-1996	43262	6-Cyl. 3.0 L Electric Assist 2015-2014	41504E
740LI		Alpina B7	
6-Cyl. 3.0 L 2013-2011	41504E	V-8 4.4 L 2008-2007 Main	42314
745i; 745LI		2008-2007 Aux. (Heater)	41529E
V-8 4.4 L 2005-2002 Aux. (Heater)	41529E	Bavaria	
750I		6-Cyl. 170 1971	41035
V-8 4.8 L 2008-2006 Main	42027	6-Cyl. 182 1974-1972	41035
2008-2006 Aux. (Heater)	41529E	L6	
750IL		6-Cyl. 3.5 L 1987	42016
V-12 5.0 L 1994-1988	42021	L7	
750LI		6-Cyl. 3.5 L 1987-1986	41035
V-8 4.8 L 2008-2006 Main	42027	M1	
2008-2006 Aux. (Heater)	41529E	6-Cyl. 3.0 L 2012-2011	41504E
760I		M3	
V-12 6.0 L 2006-2004 Aux. (Heater)	41529E	6-Cyl. 3.0 L (Non-US) 1994; W/Plastic Impeller	43536
760LI		1994; W/Metal Impeller	43536M
V-12 6.0 L 2008-2003 Aux. (Heater)	41529E	6-Cyl. 3.0 L 1995; W/Plastic Impeller	43536
840CI		1995; W/Metal Impeller	43536M
V-8 4.4 L 1997-1996	43262	6-Cyl. 3.2 L 2006-2001	42354
850CI		1999-1996; W/Plastic Impeller	43536
V-12 5.0 L 1994-1993	43277	1999-1996; W/Metal Impeller	43536M
850CSI		M5	
V-12 5.6 L 1995-1994	43277	6-Cyl. 3.5 L 1988	42016
850I		6-Cyl. 3.6 L 1993-1991	42023
V-12 5.0 L 1992-1991	43277	M6	
2002		6-Cyl. 3.5 L 1988-1987	42016
4-Cyl. 121 1976-1971	42017	X1	
2002TI		6-Cyl. 3.0 L 2015-2013	41504E
4-Cyl. 121 1971	42017	X3	
2500		6-Cyl. 2.5 L (Non-US) 2006	41057
6-Cyl. 152 1971	41035	6-Cyl. 2.5 L 2005-2004	41057
2800		6-Cyl. 3.0 L 2015-2013	41504E
6-Cyl. 170 1974-1971	41035	2012-2011; W/Turbo	41504E
2800CS		2010-2007	41526E
6-Cyl. 170 1971	41035	2006-2004	41057
		X5	
		6-Cyl. 3.0 L 2013-2011	41504E

Application Guide - Passenger Cars & Light Trucks

Passenger Cars & Light Trucks

Application	Part No.	Application	Part No.
BMW - Continued		Buick - Continued	
X5 - Continued		Allure - Continued	
6-Cyl. 3.0 L - Continued		V-8 5.3 L (Non-US)	
2010-2007	41526E	2009-2008	42288
2006-2001	41057	Apollo	
6-Cyl. 3.0 L Diesel		6-Cyl. 250	
2015-2014 Aux. (Heater)	41523E	1975	42085
2013-2009 Aux. (To Heater Valve)	41523E	1974; W/A.C.	42100
V-8 4.4 L		1974; W/O A.C.	42082
2012-2010 Aux. (To Heater Valve)	41523E	1973	42082
2006-2004 Main	42314	V-8 260	
2003-2000 Main	43518	1975; W/A.C.	43100
V-8 4.6 L		1975; W/O A.C.	43107
2003-2002 Main	43518	V-8 350	
V-8 4.8 L		1975-1973	43094
2010-2007	42027	Centurion	
2006	42314	V-8 350	
2005-2004 Main	42314	1973	43094
X6		1972	43111
6-Cyl. 3.0 L		V-8 455	
2015-2008	41504E	1973	43109
Z3		1972-1971; W/A.C.	43109
4-Cyl. 1.9 L		1972-1971; W/O A.C.	43121
1998-1996	41036	Century	
6-Cyl. 2.5 L		4-Cyl. 2.2 L	
2002-1999	41057	1996-1993	41019
6-Cyl. 2.8 L		4-Cyl. 2.5 L	
2000-1999	41057	1992-1987	42091
1998-1997; W/Plastic Impeller	43536	1986-1982; W/Pulley; Included 3-Groove Pulley Will Service 1 & 2-Groove Applications	42084
1998-1997; W/Metal Impeller	43536M	1986-1982; W/O Pulley	42083
6-Cyl. 3.0 L		V-6 2.8 L (Non-US)	
2002-2001	41057	1985-1982	43092
6-Cyl. 3.2 L		V-6 2.8 L	
2001-2000; W/Eng. S52; W/Plastic Impeller	43536	1989-1987	41020
2001-2000; W/Eng. S52; W/Metal Impeller	43536M	1986	43092
1999-1998; W/Plastic Impeller	43536	V-6 3.0 L	
1999-1998; W/Metal Impeller	43536M	1985-1982	43112
Z4		V-6 3.1 L	
6-Cyl. 2.5 L (Non-US)		2005-1994	41020
2006	41057	V-6 3.3 L	
6-Cyl. 2.5 L		1993-1989	42095
2005-2003	41526E	V-6 3.8 L	
6-Cyl. 3.0 L		1988-1986	42095
2015-2012	41504E	1985-1984	43112
2011-2009; W/O Turbo	41526E	1981-1980	43094
2011-2009; W/Turbo	41504E	V-6 4.3 L Diesel	
2008-2007	41526E	1985-1982; W/Pulley	43097
2006; Eng. Designation N52B30A	41526E	V-6 196	
2006	41057	1979-1978	43094
2005-2003	41057	V-6 231	
Z8		1979-1975	43094
V-8 4.8 L		V-8 4.3 L	
2003	43518	1981-1980	43102
Buick		V-8 4.4 L (Non-US)	
Allure		1981	43099
V-6 3.0 L (Non-US)		or	*43099P
2010	43530	V-8 4.9 L	
V-6 3.6 L (Non-US)		1980	43102
2010	43530	V-8 5.0 L (Non-US)	
2008-2005	43530	1981	43099
V-6 3.8 L (Non-US)		or	*43099P
2009-2005	42097	V-8 5.0 L	
		1980	43099
		or	*43099P

*High Performance Pump.

Application Guide - Passenger Cars & Light Trucks

Passenger Cars & Light Trucks

Application	Part No.	Application	Part No.
Buick - Continued		Buick - Continued	
Century - Continued		Electra - Continued	
V-8 5.7 L Diesel 1981; W/A.C.	43100	V-8 455 1976-1973	43109
1981; W/O A.C.	43107	1972-1971; W/A.C.	43109
V-8 301 1979	43102	1972-1971; W/O A.C.	43121
V-8 305 1979-1977	43099	1970	43121
or	*43099P	Enclave	
V-8 350 1979-1978	43099	V-6 3.6 L 2016-2008	43530
or	*43099P	Encore	
1977; W/A.C.; Eng. VIN R	43100	4-Cyl. 1.4 L 2014-2013	43080
1977; W/O A.C.; Eng. VIN R	43107	Estate Wagon	
1977; Eng. VIN H, J	43094	V-8 350 1979-1977; W/A.C., X.C.	43100
1976-1973	43094	1979-1977; W/A.C.; W/O X.C.	43094
V-8 403 1977; W/A.C.	43100	1979-1977; W/O A.C.	43107
1977; W/O A.C.	43107	1973	43094
V-8 455 1974-1973	43109	1972	43111
Electra		V-8 403 1979-1977; W/A.C.	43100
V-6 3.0 L 1985	43112	1979-1977; W/O A.C.	43107
V-6 3.8 L 1990-1986	42095	V-8 455 1976-1973	43109
1985	43112	1972-1971; W/A.C.	43109
V-6 4.1 L 1984-1980	43094	1972-1971; W/O A.C.	43121
V-6 4.3 L Diesel 1985; W/Pulley	43097	Invicta	
V-8 4.9 L 1980	43102	V-8 401 1963-1962; W/A.C.	42563
V-8 5.0 L 1989-1986	43100	LaCrosse	
1985-1981; W/A.C.	43100	4-Cyl. 2.4 L 2011-2010	43529
1985-1981; W/O A.C.	43107	4-Cyl. 2.4 L Electric Assist 2016-2012	43529
V-8 5.7 L (Non-US) 1981	43094	V-6 3.0 L 2010	43530
V-8 5.7 L 1980; W/A.C., X.C.	43100	V-6 3.6 L 2016-2010	43530
1980; W/A.C.; W/O X.C.	43094	2008-2005	43530
1980; W/O A.C.	43107	V-6 3.8 L 2010-2005	42097
V-8 5.7 L Diesel 1985-1983	43100	V-8 5.3 L 2009-2008	42288
1982; W/A.C.	43100	LeSabre	
1982; W/O A.C.; W/5.57" From Block To Pulley Surface	43107	V-6 3.0 L 1986	42095
1982; W/O A.C.; W/5.95" From Block To Pulley Surface	43100	V-6 3.8 L 2005-1996	42097
1981-1980; W/A.C.	43100	1995-1986	42095
1981-1980; W/O A.C.	43107	1985-1980	43094
V-8 350 1979-1977; W/A.C., X.C.	43100	V-6 4.1 L 1984-1980	43094
1979-1977; W/A.C.; W/O X.C.	43094	V-6 231 1979-1976	43094
1979-1977; W/O A.C.	43107	V-8 4.4 L (Non-US) 1982-1981	43099
V-8 401 1966-1962; W/A.C.	42563	or	*43099P
V-8 403 1979-1977; W/A.C.	43100	V-8 4.9 L 1980	43102
1979-1977; W/O A.C.	43107	V-8 5.0 L 1990-1986	43100
V-8 425 1966-1965; W/A.C.	42563	1985-1981; W/A.C.	43100
V-8 430 1969-1967	43121	1985-1981; W/O A.C.	43107

*High Performance Pump.

Application Guide - Passenger Cars & Light Trucks

Passenger Cars & Light Trucks

Application	Part No.	Application	Part No.
Buick - Continued		Buick - Continued	
LeSabre - Continued		Reatta	
V-8 5.7 L		V-6 3.8 L	
1980; W/A.C., X.C.	43100	1991-1988	42095
1980; W/A.C.; W/O X.C.	43094	Regal	
1980; W/O A.C.	43107	4-Cyl. 2.0 L	
V-8 5.7 L Diesel		2013-2011	43529
1985-1983	43100	4-Cyl. 2.4 L	
1982; W/A.C.	43100	2016-2015	43529
1982; W/O A.C.; W/5.57" From Block To Pulley		2012-2011	43529
Surface	43107	4-Cyl. 2.4 L Electric Assist	
1982; W/O A.C.; W/5.95" From Block To Pulley		2015-2012	43529
Surface	43100	V-6 2.8 L	
1981-1980; W/A.C.	43100	1989-1988	41020
1981-1980; W/O A.C.	43107	V-6 3.1 L	
V-8 301		1996-1989	41020
1979-1977	43102	V-6 3.8 L	
V-8 305		2004-1996	42097
1978	43099	1995-1990	42095
or	*43099P	1987-1980	43094
V-8 340		V-6 4.1 L	
1967-1966	43110	1984-1982	43094
V-8 350		V-6 196	
1979-1977; W/A.C., X.C.	43100	1979-1978	43094
1979-1977; W/A.C.; W/O X.C.	43094	V-6 231	
1979-1977; W/O A.C.	43107	1979-1975	43094
1976-1973	43094	V-8 4.3 L	
1972-1971	43111	1981-1980	43102
1970-1968	43110	V-8 4.4 L (Non-US)	
V-8 400		1982-1981	43099
1975	43102	or	*43099P
V-8 401		V-8 4.9 L	
1964	43110	1980	43102
1963-1962; W/A.C.	42563	V-8 5.0 L (Non-US)	
V-8 403		1985-1982	43099
1978-1977; W/A.C.	43100	or	*43099P
1978-1977; W/O A.C.	43107	V-8 5.0 L	
V-8 425		1987-1986; Eng. VIN H	43099
1964	43110	or	*43099P
V-8 455		1987-1986; Eng. VIN Y	43100
1976-1973	43109	1980	43099
1972; W/A.C.	43109	or	*43099P
1972; W/O A.C.	43121	V-8 5.7 L Diesel	
1971; W/A.C.; Exc. Wagon	43109	1985	43100
1971; W/O A.C.; Exc. Wagon	43121	1983	43100
1970	43121	1982; W/A.C.	43100
Lucerne		1982; W/O A.C.; W/5.57" From Block To Pulley	
V-6 3.8 L		Surface	43107
2008-2006	42097	1982; W/O A.C.; W/5.95" From Block To Pulley	
V-6 3.9 L		Surface	43100
2011-2009	42586	1981; W/A.C.	43100
V-8 4.6 L		1981; W/O A.C.	43107
2011-2006	42583	V-8 301	
Park Avenue		1979	43102
V-6 3.8 L		V-8 305	
2005-1996	42097	1979-1977	43099
1995-1991	42095	or	*43099P
Rainier		V-8 350	
6-Cyl. 4.2 L		1977; W/A.C.; Eng. VIN R	43100
2007-2004	41122	1977; W/O A.C.; Eng. VIN R	43107
V-8 5.3 L		1977; Eng. VIN H, J	43094
2007	45010	1977; Eng. VIN L	43099
2006; W/Thermostat And Housing	45006	or	*43099P
2005-2004	45006	1976-1973	43094
		V-8 455	
		1974-1973	43109

*High Performance Pump.

Application Guide - Passenger Cars & Light Trucks

Application	Part No.	Application	Part No.
Buick - Continued		Buick - Continued	
Rendezvous		Skyhawk - Continued	
V-6 3.4 L 2005-2002	41020	4-Cyl. 2.0 L 1989	41019
V-6 3.5 L 2007-2006	41020	1988; Eng. VIN 1	41019
V-6 3.6 L 2006-2004	43530	1988; Eng. VIN K	*41022
Riviera		1987; Eng. VIN 1	41019
V-6 3.8 L 1999-1996	42097	1987; Eng. VIN K, M	*41022
1995	42095	1986-1982	41015
1993-1986	42095	V-6 3.8 L 1980	43094
1985-1980	43094	V-6 231 1979-1975	43094
V-6 4.1 L 1984-1981	43094	Skylark	
V-6 231 1979	43094	4-Cyl. 2.3 L 1995-1988	41023
V-8 5.0 L 1985-1980; W/A.C.	43100	4-Cyl. 2.4 L 1998-1996; Timing Cover & Exhaust Manifold Removal Required. New Gaskets To Reinstall Do Not Come With Pump.	41028
1985-1980; W/O A.C.	43107	4-Cyl. 2.5 L 1991-1987; W/Pulley	42096
V-8 5.7 L 1980; W/A.C., X.C.	43100	1991-1987; W/O Pulley	42083
1980; W/O A.C.	43107	1986-1980; W/Pulley; Included 3-Groove Pulley Will Service 1 & 2-Groove Applications	42084
V-8 5.7 L Diesel 1985-1983	43100	1986-1980; W/O Pulley	42083
1982; W/A.C.	43100	6-Cyl. 250 1971-1968	42082
1982; W/O A.C.; W/5.57" From Block To Pulley Surface	43107	V-6 2.8 L 1985-1980	43092
1982; W/O A.C.; W/5.95" From Block To Pulley Surface	43100	V-6 3.0 L 1988-1986	42095
1981; W/A.C.	43100	V-6 3.1 L 1998-1994	41020
1981; W/O A.C.	43107	V-6 3.3 L 1993-1989	42095
V-8 350 1979; W/A.C., X.C.	43100	V-6 225 1967-1964	43110
1979; W/O A.C.	43107	V-6 231 1979-1975	43094
1978; W/A.C., X.C.; Eng. VIN R	43100	V-8 260 1976-1975; W/A.C.	43100
1978; W/O A.C.; Eng. VIN R	43107	1976-1975; W/O A.C.	43107
1978; Eng. VIN X	43094	V-8 300 1967-1964	43110
1977; W/A.C.; Eng. VIN R	43100	V-8 301 1977	43102
1977; W/O A.C.; Eng. VIN R	43107	V-8 305 1979-1977	43099
V-8 401 1965-1963; W/A.C.	42563	or *43099P	
V-8 403 1978-1977; W/A.C.	43100	V-8 340 1967-1966	43110
1978-1977; W/O A.C.	43107	V-8 350 1979-1978	43099
V-8 425 1966-1963; W/A.C.	42563	or *43099P	
V-8 430 1969-1967	43121	1977; W/A.C.; Eng. VIN R	43100
V-8 455 1976-1973	43109	1977; W/O A.C.; Eng. VIN R	43107
1972-1971; W/A.C.	43109	1977; Eng. VIN L	43099
1972-1971; W/O A.C.	43121	or *43099P	
1970	43121	1976-1975	43094
Roadmaster		1972-1971	43111
V-8 5.0 L 1991	43115	1970-1968	43110
V-8 5.7 L 1996-1994	44038	V-8 400 1967	43121
1993-1992	43115	V-8 455 1972; W/O A.C.	43121
Skyhawk			
4-Cyl. 1.8 L 1986-1983	*41016		
1982; Eng. VIN G	41015		
1982; Eng. VIN O	*41016		

*Timing Belt Driven.

*High Performance Pump.

Application Guide - Passenger Cars & Light Trucks

Passenger Cars & Light Trucks

Application	Part No.	Application	Part No.
Buick - Continued		Cadillac - Continued	
Skylark - Continued		Calais	
V-8 455 - Continued		V-8 429	
1970	43121	1965	42562
Somerset		V-8 472	
4-Cyl. 2.5 L		1974	43103
1987-1986; W/Pulley	42096	1973; 1st Design	44032
1987-1986; W/O Pulley	42083	1973; 2nd Design	43103
V-6 3.0 L		1972-1968	44032
1987-1986	42095	V-8 500	
Somerset Regal		1976-1975	43103
4-Cyl. 2.5 L		Catera	
1985; W/Pulley	42096	V-6 3.0 L	
1985; W/O Pulley	42083	2001-1997 Main	41142
V-6 3.0 L		2001-1997 Aux.	41527E
1985	42095	Cimarron	
Special		4-Cyl. 1.8 L	
6-Cyl. 250		1982	41015
1969-1968	42082	4-Cyl. 2.0 L	
V-6 225; V-8 300		1986-1983	41015
1967-1964	43110	V-6 2.8 L	
V-8 350		1988-1987	41020
1969-1968	43110	1986-1985	41021
Terraza		CTS	
V-6 3.5 L		V-6 2.8 L	
2006-2005	41020	2007-2005	43530
V-6 3.9 L		V-6 3.0 L	
2007-2006	42586	2014-2010	43530
Verano		V-6 3.2 L	
4-Cyl. 2.0 L		2004-2003	41142
2016-2013	43529	V-6 3.6 L	
4-Cyl. 2.4 L		2015 Main	43530
2016-2012	43529	2014-2004	43530
Wildcat		V-8 5.7 L	
V-8 401; V-8 425		2005-2004	45011
1966-1964; W/A.C.	42563	V-8 6.0 L	
V-8 430		2007-2006	45011
1969-1967	43121	V-8 6.2 L	
V-8 455		2015-2009	45004WT
1970	43121	Deville	
Cadillac		V-6 4.1 L	
Allante		1982-1980	43094
V-8 4.1 L		V-6 4.3 L Diesel	
1988-1987	44033	1985; W/Pulley	43097
V-8 4.5 L		V-8 4.1 L	
1992-1989	44033	1987-1985	44033
V-8 4.6 L		1984-1982	44028
1993	41027	V-8 4.5 L	
ATS		1990-1988	44033
V-6 3.6 L		V-8 4.6 L (Non-US)	
2016 Main	43530	2009-2006	42583
2015-2013	43530	V-8 4.6 L	
Brougham		2005-1995	41026
V-8 5.0 L		1994	41027
1992-1991	43114	V-8 4.9 L	
1990-1987	43100	1995-1991	44033
V-8 5.7 L		V-8 5.7 L Diesel	
1992-1990	43114	1984-1980	43100
		V-8 6.0 L	
		1981-1980	43103
		V-8 350 Diesel	
		1979	43100

Application Guide - Passenger Cars & Light Trucks

Passenger Cars & Light Trucks

Application	Part No.	Application	Part No.
Cadillac - Continued		Cadillac - Continued	
Deville - Continued		Fleetwood	
V-8 425		V-6 4.1 L	
1979-1977	43103	1982-1980	43094
V-8 472		V-6 4.3 L Diesel	
1974	43103	1985; W/Pulley	43097
1973; 1st Design	44032	V-8 4.1 L	
1973; 2nd Design	43103	1987-1986	44033
1972-1968	44032	1985; W/FWD	44033
V-8 500		1985; W/RWD	44028
1976-1974	43103	1984-1982	44028
DTS		V-8 4.5 L	
V-8 4.6 L		1990-1988	44033
2011-2006	42583	V-8 4.9 L	
Eldorado		1992-1991	44033
V-6 4.1 L		V-8 5.0 L	
1982-1981	43094	1986	43100
V-8 4.1 L		V-8 5.7 L	
1987-1986	44033	1996-1994	44038
1985-1982	44028	1993	43114
V-8 4.5 L		V-8 5.7 L Diesel	
1990-1988	44033	1985-1980	43100
V-8 4.6 L		V-8 6.0 L	
2002-1995	41026	1984-1980	43103
1994-1993	41027	V-8 350 Diesel	
V-8 4.9 L		1979	43100
1993-1991	44033	V-8 425	
V-8 5.7 L		1979-1977	43103
1980	43100	V-8 472	
V-8 5.7 L Diesel		1974	43103
1985-1980	43100	1973; 1st Design	44032
V-8 6.0 L		1973; 2nd Design	43103
1981-1980	43103	1972-1968	44032
V-8 350; V-8 350 Diesel		V-8 500	
1979	43100	1976-1974	43103
V-8 390		Fleetwood 75; Fleetwood Sixty Special	
1963	42562	V-8 390	
V-8 425		1963	42562
1978-1977	43103	V-8 429	
V-8 429		1965-1964	42562
1965-1964	42562	Series 6200	
V-8 472		V-8 390	
1969-1968	44032	1963	42562
V-8 500		V-8 429	
1976-1974	43103	1964	42562
1973; 1st Design	44032	Seville	
1973; 2nd Design	43103	V-6 4.1 L	
1972-1970	44032	1982-1981	43094
Escalade		V-8 4.1 L	
V-8 5.3 L		1987-1986	44033
2005-2004	45006	1985-1982	44028
2003-2002; May Require Thermostat/Housing Replacement	45005	V-8 4.5 L	
V-8 5.7 L		1990-1988	44033
2000-1999	43315	V-8 4.6 L	
V-8 6.0 L		2004-1995	41026
2006-2004	45006	1994-1993	41027
2003-2002; May Require Thermostat/Housing Replacement	45005	V-8 4.9 L	
V-8 6.0 L Electric Assist		1993-1991	44033
2013-2009 Main	45010	V-8 5.7 L	
V-8 6.2 L		1980	43100
2014-2007	45010	V-8 5.7 L Diesel	
		1985-1980	43100
		V-8 6.0 L	
		1981-1980	43103

Application Guide - Passenger Cars & Light Trucks

Passenger Cars & Light Trucks

Application	Part No.	Application	Part No.
Cadillac - Continued		Chevrolet - Continued	
Seville - Continued		Avalanche - Continued	
V-8 350 1979-1976	43100	V-8 8.1 L 2006-2002	44045
V-8 350 Diesel 1979-1978	43100	Aveo	
Sixty Special		4-Cyl. 1.4 L (Non-US) 2007-2003	☆*43540
V-8 4.9 L 1993	44033	4-Cyl. 1.6 L 2011-2009	41017
SRX		2008-2004	☆*43540
V-6 2.8 L; V-6 3.0 L 2011-2010	43530	Beaumont	
V-6 3.6 L 2015-2012	43530	6-Cyl. 230 (Non-US) 1965-1964	42082
2009-2004	43530	6-Cyl. 250 (Non-US) 1969-1967	42082
V-8 4.6 L 2009-2004	42022	V-8 283 (Non-US) 1967-1964	43106 or *43106P
STS		V-8 307 (Non-US) 1968	43106 or *43106P
V-6 3.6 L 2011-2005	43530	V-8 327 (Non-US) 1967-1964	43106 or *43106P
V-8 4.4 L 2009-2006	42022	V-8 350 (Non-US) 1969	43101
V-8 4.6 L 2010-2005	42022	V-8 396 (Non-US) 1969	44027 or *44027P
XLR		1968-1966	44088
V-8 4.4 L 2009-2006	42022	V-8 427 (Non-US) 1966	44088
V-8 4.6 L 2009-2004	42022	Bel Air	
XTS		6-Cyl. 230 1965-1963	42082
V-6 3.6 L 2015 Main	43530	6-Cyl. 235 1962-1955	43128
2014-2013	43530	6-Cyl. 250 (Non-US) 1979-1977	42085
Checker		6-Cyl. 250 1973-1965	42082
Marathon		V-6 3.8 L (Non-US) 1981; Eng. VIN A	43094
V-6 3.8 L 1982-1980	43099	1981; Eng. VIN K	43099
or	*43099P	or	*43099P
Chevrolet		1980	43094
Astro		V-8 4.4 L (Non-US); V-8 5.0 L (Non-US) 1981-1980	43099 or *43099P
4-Cyl. 2.5 L 1990-1987	42094	V-8 5.7 L Diesel (Non-US) 1981-1980; W/A.C.	43100
1986-1985	42092	1981-1980; W/O A.C.	43107
V-6 4.3 L 2005-1996	43315	V-8 265 1957-1955	43106 or *43106P
1995-1987	43114	V-8 283 1967-1957	43106 or *43106P
1986-1985	43099	V-8 305 (Non-US) 1979-1977	43099 or *43099P
or	*43099P	V-8 307 1968	43106 or *43106P
Avalanche			
V-8 5.3 L 2013-2007	45010		
2006-2004	45006		
2003-2002; May Require Thermostat/Housing Replacement	45005		
V-8 6.0 L (Non-US) 2010 Main	45010		
V-8 6.0 L 2009-2008 Main	45010		
2007	45010		

*High Performance Pump.
*Timing Belt Driven.

☆Interference Engine Application.

Application Guide - Passenger Cars & Light Trucks

Application	Part No.	Application	Part No.
Chevrolet - Continued		Chevrolet - Continued	
Bel Air - Continued		Biscayne - Continued	
V-8 327		V-8 350	
1969	43101	1972-1969	43101
1968-1962	43106	V-8 396	
or	*43106P	1969	44027
V-8 350 (Non-US)		or	*44027P
1979-1977	43099	1968-1965	44088
or	*43099P	V-8 400 (Non-US)	
1976	43101	1975-1973	43101
V-8 350		V-8 400	
1975-1969	43101	1972-1970	43101
V-8 396		V-8 402	
1969	44027	1972-1971	44027
or	*44027P	or	*44027P
1968-1965	44088	V-8 427	
V-8 400 (Non-US)		1969	44027
1976	43101	or	*44027P
V-8 400		1968-1966	44088
1975-1970	43101	V-8 454 (Non-US)	
V-8 402		1975-1973	44027
1972-1971	44027	or	*44027P
or	*44027P	V-8 454	
V-8 427		1972-1970	44027
1969	44027	or	*44027P
or	*44027P	Blazer	
1968-1966	44088	6-Cyl. 4.1 L	
V-8 454 (Non-US)		1982-1980	42085
1976	44027	6-Cyl. 250	
or	*44027P	1979-1978	42085
V-8 454		1977-1975	42086
1975-1970	44027	1974-1969	42082
or	*44027P	V-6 4.3 L	
Beretta		2005-1996	43315
4-Cyl. 2.0 L		1995	43114
1989-1987	41019	V-8 5.0 L; V-8 5.7 L	
4-Cyl. 2.2 L		1982-1980	43099
1996-1990	41019	or	*43099P
4-Cyl. 2.3 L		V-8 6.2 L Diesel	
1994-1990	41023	1982	44099
V-6 2.8 L		V-8 305	
1989-1987	41020	1979-1977	43099
V-6 3.1 L		or	*43099P
1996-1990	41020	V-8 307	
Biscayne		1973	43101
6-Cyl. 230		1972-1969	43106
1965-1963	42082	or	*43106P
6-Cyl. 235		V-8 350	
1962-1958	43128	1979-1977	43099
6-Cyl. 250 (Non-US)		or	*43099P
1973	42082	1976-1973	43101
6-Cyl. 250		1972-1969	43106
1972-1965	42082	or	*43106P
V-8 283		V-8 400	
1967-1958	43106	1979-1977	43099
or	*43106P	or	*43099P
V-8 307		1976-1975	43101
1968	43106	Blazer Compact	
or	*43106P	4-Cyl. 2.0 L	
V-8 327		1984-1983	42088
1969	43101	4-Cyl. 2.5 L	
1968-1962	43106	1988-1987	42094
or	*43106P	1986-1985	42092
V-8 350 (Non-US)		V-6 2.8 L	
1975-1973	43101	1989-1987	43116

*High Performance Pump.

Application Guide - Passenger Cars & Light Trucks

Passenger Cars & Light Trucks

Application	Part No.	Application	Part No.
Chevrolet - Continued		Chevrolet - Continued	
Blazer Compact - Continued		C & K Series Pickup - Continued	
V-6 2.8 L - Continued		V-8 6.5 L Diesel - Continued	
1986-1983	43095	1998-1997	44042
V-6 4.3 L		1996: W/Dual Thermostats	44042
1994-1988	43114	1996: W/Single Thermostat	44100
Blazer Full Size		1995-1992	44100
V-8 5.0 L		V-8 6.6 L (Non-US)	
1987-1983	43099	1981	43099
or	*43099P	or	*43099P
V-8 5.7 L		V-8 6.6 L	
1994-1989	43114	1980	43099
1988-1983	43099	or	*43099P
or	*43099P	V-8 7.4 L	
V-8 6.2 L Diesel		2000-1988	44030
1991-1983	44099	1986-1980	44027
V-8 6.5 L Diesel		or	*44027P
1994	44100	V-8 8.1 L	
C & K Series Pickup		2002-2001	44089
6-Cyl. 4.1 L		V-8 283	
1984-1980	42085	1967-1960	43106
6-Cyl. 4.8 L		or	*43106P
1986-1980	42089	V-8 305	
6-Cyl. 230		1979-1977	43099
1966-1963	42082	or	*43099P
6-Cyl. 235		V-8 307	
1962-1960	43128	1973	43101
6-Cyl. 250		1972-1968	43106
1979-1978	42085	or	*43106P
1977-1975	42086	V-8 327	
1974-1966	42082	1968-1965	43106
6-Cyl. 261		or	*43106P
1961	43128	V-8 350	
6-Cyl. 292		1979-1977	43099
1979-1978	42089	or	*43099P
1977-1975	42090	1976-1973	43101
1974-1965	43283	1972-1969	43106
V-6 4.3 L		or	*43106P
1998-1996	43315	V-8 350 Diesel	
1995-1988	43114	1979: W/A.C.	43100
1986-1985	43099	1979: W/O A.C.	43107
or	*43099P	1978	43100
V-8 5.0 L		V-8 396	
1999-1996	43315	1970-1968	44088
1995-1988	43114	V-8 400	
1986-1980	43099	1979-1977	43099
or	*43099P	or	*43099P
V-8 5.7 L		1976-1975	43101
2000-1996	43315	V-8 402	
1995-1993	43114	1972-1971	44088
1992: W/5.8" Hub Height	43118	V-8 454	
1992: W/6.9" Hub Height	43114	1979-1973	44027
1991-1988	43114	or	*44027P
1986-1980	43099	Camaro	
or	*43099P	4-Cyl. 2.5 L	
V-8 5.7 L Diesel		1986-1985	42092
1981-1980; W/A.C.	43100	1984-1982	42085
1981-1980; W/O A.C.	43107	6-Cyl. 230	
V-8 6.2 L Diesel		1969-1967	42082
1993-1988	44100	6-Cyl. 250	
1986-1982	44099	1979-1975	42085
V-8 6.5 L Diesel		1974-1967	42082
2002-2000	44056	V-6 2.8 L	
1999: W/Pulley & Thread-On Fan Clutch	44056	1989-1987	43113
1999: W/Standard Hub For Bolt-On Pulley & Fan Clutch	44042	1986-1985	43092
		1984-1982	43095

*High Performance Pump.

Application Guide - Passenger Cars & Light Trucks

Application	Part No.	Application	Part No.
Chevrolet - Continued		Chevrolet - Continued	
Camaro - Continued		Caprice - Continued	
V-6 3.1 L 1992-1990	43113	V-6 3.6 L 2015-2012	43530
V-6 3.4 L 1995-1993	43117	V-6 3.8 L (Non-US) 1985	43094
V-6 3.6 L 2015-2010	43530	V-6 3.8 L 1984-1983; Eng. VIN 9	43099
V-6 3.8 L 2002-1996	42097	or *43099P	
1995	42095	1984-1983; Eng. VIN A	43094
1981-1980; Eng. VIN A	43094	1982-1980; Eng. VIN A	43094
1981-1980; Eng. VIN K	43099	1982-1980; Eng. VIN K	43099
or *43099P		or *43099P	
V-8 4.4 L 1981-1980	43099	V-6 4.3 L 1993-1992	43114
or *43099P		1990-1989	43114
V-8 5.0 L 1992-1988	43114	1988-1985	43099
1987-1980	43099	or *43099P	
or *43099P		V-8 4.3 L 1996-1994	44038
V-8 5.7 L 2002-1998	45002	V-8 4.4 L 1982-1980	43099
1997-1993	44037	or *43099P	
1992-1988	43114	V-8 5.0 L 1993-1991	43115
1987	43099	1990-1989; Eng. VIN E	43114
or *43099P		1990-1989; Eng. VIN Y	43100
1981-1980	43099	1988-1986; Eng. VIN H	43099
or *43099P		or *43099P	
V-8 6.2 L 2015 Main	45004WT	1988-1986; Eng. VIN Y	43100
2014-2012; W/Supercharger	45004WT	1985-1980	43099
2014-2012; W/O Supercharger	45013WT	or *43099P	
2011-2010	45013WT	V-8 5.7 L 1996-1994	44038
V-8 302 1969	43101	1993-1991	43115
1968-1967	43106	1990-1989	43114
or *43106P		1988-1985; W/Police Pkg.	43099
V-8 305 1979-1977	43099	or *43099P	
or *43099P		1982; W/Police Pkg.	43099
1976	43101	or *43099P	
V-8 307 1973-1969	43101	1980	43099
V-8 327 1969	43101	or *43099P	
1968-1967	43106	V-8 5.7 L Diesel 1985-1983	43100
or *43106P		1982; W/A.C.	43100
V-8 350 1979-1977	43099	1982; W/O A.C.; W/5.57" From Block To Pulley Surface	43107
or *43099P		1982; W/O A.C.; W/5.95" From Block To Pulley Surface	43100
1976-1969	43101	1981-1980; W/A.C.	43100
1968-1967	43106	1981-1980; W/O A.C.	43107
or *43106P		V-8 6.0 L (Non-US) 2009-2007	45011
V-8 396 1969	44027	V-8 6.0 L 2015-2011	45004WT
or *44027P		V-8 283 1967-1966	43106
1968-1967	44088	or *43106P	
V-8 400 1971	43101	V-8 305 1979-1977	43099
V-8 402 1972-1970	44027	or *43099P	
or *44027P		V-8 307 1968	43106
Caprice		or *43106P	
6-Cyl. 250 1979-1977	42085	V-8 327 1969	43101
		1968-1966	43106
		or *43106P	

*High Performance Pump.

Application Guide - Passenger Cars & Light Trucks

Passenger Cars & Light Trucks

Application	Part No.	Application	Part No.
Chevrolet - Continued		Chevrolet - Continued	
Caprice - Continued		Chevelle	
V-8 350		6-Cyl. 194	
1979-1977	43099	1966; W/A.C.	42100
	or	1966; W/O A.C.	42098
	*43099P	1965-1964	42098
1976-1969	43101	6-Cyl. 230	
V-8 396		1969-1968	42082
1969	44027	1967-1966; W/A.C.	42100
	or	1967-1966; W/O A.C.	42098
	*44027P	1965-1964	42098
1968-1966	44088	6-Cyl. 250	
V-8 400		1973-1968	42082
1976-1970	43101	1967; W/A.C.	42100
V-8 402		1967; W/O A.C.	42098
1972-1971	44027	V-8 283	
	or	1967-1964	43106
	*44027P		or
V-8 427			*43106P
1969	44027	V-8 305	
	or	1976	43101
	*44027P	V-8 307	
1968-1966	44088	1973-1969	43101
V-8 454		1968	43106
1976-1970	44027		or
	or		*43106P
	*44027P	V-8 327	
		1968-1964	43106
			or
			*43106P
Captiva		V-8 350	
4-Cyl. 2.4 L		1976-1969	43101
2015-2012	43529	V-8 396	
V-6 3.0 L (Non-US)		1969	44027
2014	43530		or
V-6 3.0 L			*44027P
2013-2012	43530	1968-1965	44088
Cavalier		V-8 400	
4-Cyl. 1.8 L		1976-1974	43101
1982	41015	1971	43101
4-Cyl. 2.0 L		V-8 402	
1989-1987	41019	1972-1970	44027
1986-1983	41015		or
4-Cyl. 2.2 L			*44027P
2005	43529	V-8 454	
2004-2003	42296	1975-1970	44027
2002; Eng. VIN 4	41019		or
2002; Eng. VIN F	42296		*44027P
2001-1990	41019	Chevette	
4-Cyl. 2.3 L		4-Cyl. 1.6 L	
1995	41023	1987-1980	43091
4-Cyl. 2.4 L		4-Cyl. 1.8 L Diesel	
2002-1996; Timing Cover & Exhaust Manifold Removal Required. New Gaskets To Reinstall Do Not Come With Pump.	41028	1984-1981	42117
V-6 2.8 L		4-Cyl. 85	
1989-1987	41020	1977-1976	43091
1986-1985	41021	4-Cyl. 98	
V-6 3.1 L		1979-1976	43091
1994-1990	41020	Chevy	
Celebrity		4-Cyl. 1.6 L (Non-US)	
4-Cyl. 2.5 L		2012-2000	*41080
1990-1987	42091	Chevy II	
1986-1982; W/Pulley; Included 3-Groove Pulley Will Service 1 & 2-Groove Applications	42084	4-Cyl. 153	
1986-1982; W/O Pulley	42083	1968-1962	42082
V-6 2.8 L		6-Cyl. 194	
1989-1987	41020	1966-1962	42082
1986-1982	43092	6-Cyl. 230	
V-6 3.1 L		1968; W/A.C.	42100
1990	41020	1968; W/O A.C.	42082
V-6 4.3 L Diesel		1967-1964	42082
1985-1982; W/Pulley	43097		

*High Performance Pump.

*Timing Belt Driven.

Application Guide - Passenger Cars & Light Trucks

Passenger Cars & Light Trucks

Application	Part No.	Application	Part No.
Chevrolet - Continued		Chevrolet - Continued	
Chevy II - Continued		Corvette - Continued	
6-Cyl. 250 1967	42082	V-8 5.7 L - Continued	
V-8 283 1967-1964	43106	1992; Eng. VIN J	44040
	or	1992; Eng. VIN P	44035
	*43106P	1991-1990; Eng. VIN 8	43098
V-8 307 1968	43106		or
	or	1991-1990; Eng. VIN J	*42094P
	*43106P	1989-1984	44040
V-8 327 1968-1965	43106		43098
	or		or
	*43106P	1982-1980	*42094P
V-8 350 1968	43106		43104
	or		or
	*43106P		*43104P
V-8 396 1968	44088	V-8 6.0 L 2007-2005	45011
Citation		V-8 6.2 L 2013-2009; W/O Supercharger	45004WT
4-Cyl. 2.5 L 1985-1980; W/Pulley; Included 3-Groove Pulley Will Service 1 & 2-Groove Applications	42084	2008	45011
1985-1980; W/O Pulley	42083	V-8 7.0 L 2013-2009	45004WT
V-6 2.8 L 1985-1980	43092	2008-2006	45011
Classic		V-8 265 1956-1955	43106
4-Cyl. 2.2 L 2005-2004	43529		or
Cobalt			*43106P
4-Cyl. 2.0 L; 4-Cyl. 2.2 L 2010-2005	43529	V-8 283 1961-1957	43106
4-Cyl. 2.4 L 2008-2006	43529		or
Colorado			*43106P
4-Cyl. 2.8 L 2006-2004	41122	V-8 327 1968-1962	43106
4-Cyl. 2.9 L 2012-2007	41122		or
5-Cyl. 3.5 L 2006-2004	41122		*43106P
5-Cyl. 3.7 L 2012-2007	41122	V-8 350 1979-1971	43104
V-6 3.6 L 2015	43530		or
V-8 5.3 L 2012-2009	45010		*43104P
Corsica		1970-1969	43106
4-Cyl. 2.0 L 1989-1987	41019		or
4-Cyl. 2.2 L 1996-1990	41019		*43106P
V-6 2.8 L 1989-1987	41020	V-8 427 1969-1966; H.D.	43129
V-6 3.1 L 1996-1990	41020		44088
Corvette		1969-1966; Exc. H.D.	44088
V-8 5.0 L 1980	43104	V-8 454 1970	44088
	or	Cruze	
	*43104P	4-Cyl. 1.4 L 2016-2011	43080
V-8 5.7 L 2004-1997	45002	4-Cyl. 1.8 L (Non-US) 2010	41017
1996	44036	4-Cyl. 1.8 L 2016-2011	41017
1995-1993; Eng. VIN J	44040	Del Ray	
1995-1993; Eng. VIN P	44036	6-Cyl. 235 1958	43128
		V-8 283 1958	43106
			or
			*43106P
		Deluxe 210	
		6-Cyl. 235 1957-1955	43128
		V-8 265 1957-1955	43106
			or
			*43106P
		V-8 283 1957	43106
			or
			*43106P
		El Camino	
		6-Cyl. 194 1965-1964	42098

*High Performance Pump.

Application Guide - Passenger Cars & Light Trucks

Passenger Cars & Light Trucks

Application	Part No.	Application	Part No.
Chevrolet - Continued		Chevrolet - Continued	
El Camino - Continued		El Camino - Continued	
6-Cyl. 230		V-8 454	
1969-1968	42082	1975-1970	44027
1967-1966; W/A.C.	42100	or	*44027P
1967-1966; W/O A.C.	42098	Epica	
1965-1964	42098	6-Cyl. 2.5 L (Non-US)	
6-Cyl. 235		2006-2004	43323
1959	43128	Equinox	
6-Cyl. 250		4-Cyl. 2.4 L	
1977-1975	42085	2015-2010	43529
1973-1967	42082	4-Cyl. 2.4 L Electric Assist	
V-6 3.8 L		2014	43529
1984-1983; Eng. VIN 9	43099	V-6 3.0 L	
or	*43099P	2012-2010	43530
1984-1983; Eng. VIN A	43094	V-6 3.4 L	
1982-1980; Eng. VIN A	43094	2009-2005	43539
1982-1980; Eng. VIN K	43099	V-6 3.6 L	
or	*43099P	2015-2013	43530
V-6 4.3 L		2009-2008	43530
1987-1985	43099	Express	
or	*43099P	V-6 4.3 L	
V-6 200		2014-1997	43315
1979-1978	43099	1996; W/Screw-On Fan Clutch	43315
or	*43099P	V-8 4.8 L	
V-6 231		2015-2007	45010
1979-1978	43094	2006-2004	45006
V-8 4.4 L		2003; May Require Thermostat/Housing	
1982-1980	43099	Replacement	45005
or	*43099P	V-8 5.0 L	
V-8 5.0 L		2002-1996	43315
1987-1980	43099	V-8 5.3 L	
or	*43099P	2014-2007	45010
V-8 5.7 L Diesel		2006-2004	45006
1984-1983	43100	2003; May Require Thermostat/Housing	
V-8 267		Replacement	45005
1979	43099	V-8 5.7 L	
or	*43099P	2002-1996	43315
V-8 283		V-8 6.0 L	
1967-1964	43106	2015-2007	45010
or	*43106P	2006-2004	45006
1960-1959	43106	2003; May Require Thermostat/Housing	
or	*43106P	Replacement	45005
V-8 305		V-8 6.5 L Diesel	
1979-1977	43099	2002-1999	44056
or	*43099P	1998-1996	44042
1976	43101	V-8 6.6 L Diesel	
V-8 307		2015-2011	43274BH
1973-1969	43101	2010-2006	43273
1968	43106	V-8 7.4 L	
or	*43106P	2000-1996	44030
V-8 327		V-8 8.1 L	
1968-1964	43106	2002-2001	44089
or	*43106P	G Series Van	
V-8 350		4-Cyl. 153	
1979-1977	43099	1965-1964	42098
or	*43099P	6-Cyl. 4.1 L	
1976-1970	43101	1984-1980	42085
V-8 396		6-Cyl. 194	
1970-1969	44027	1966-1965	42098
or	*44027P	1964; 1st Design	42082
1968-1967	44088	1964; 2nd Design	42098
V-8 400		6-Cyl. 230	
1976-1974	43101	1969-1966	42082
V-8 402			
1972-1970	44027		
or	*44027P		

*High Performance Pump.

Application Guide - Passenger Cars & Light Trucks

Application	Part No.	Application	Part No.
Chevrolet - Continued		Chevrolet - Continued	
G Series Van - Continued		Impala - Continued	
6-Cyl. 250		4-Cyl. 2.5 L	
1979-1978	42085	2014	43071BH
1977-1975	42086	6-Cyl. 230	
1974-1967	42082	1965-1963	42082
6-Cyl. 292		6-Cyl. 235	
1978	42089	1962-1959	43128
1977-1975	42090	6-Cyl. 250	
1974	43283	1979-1977	42085
V-6 4.3 L		1973-1965	42082
1998-1997	43315	V-6 3.4 L	
1996; W/Bolt-On Fan Clutch	43114	2005-2000	41020
1996; W/Screw-On Fan Clutch	43315	V-6 3.5 L	
1995-1987	43114	2011-2006	42586
1986-1985	43099	V-6 3.6 L	
or	*43099P	2016-2012	43530
V-8 5.0 L; V-8 5.7 L		V-6 3.8 L (Non-US)	
1998-1996	43315	1985	43094
1995-1987	43114	V-6 3.8 L	
1986-1980	43099	2005-2000	42097
or	*43099P	1984-1983; Eng. VIN 9	43099
V-8 6.2 L Diesel		or	*43099P
1993-1983	44099	1984-1983; Eng. VIN A	43094
V-8 6.5 L Diesel		1982-1980; Eng. VIN A	43094
1998-1996	44042	1982-1980; Eng. VIN K	43099
1995-1994	44100	or	*43099P
V-8 6.6 L		V-6 3.9 L	
1980	43099	2011-2006	42586
or	*43099P	V-6 4.3 L	
V-8 7.4 L		1985	43099
1998-1988	44030	or	*43099P
V-8 283		V-8 4.4 L	
1967	43106	1982-1980	43099
or	*43106P	or	*43099P
V-8 305		V-8 5.0 L	
1979-1977	43099	1985-1980	43099
or	*43099P	or	*43099P
V-8 307		V-8 5.3 L	
1973	43101	2009-2006	42288
1972; W/Threaded Power Steering Boss	43099	V-8 5.7 L	
or	*43099P	1985-1982; W/Police Pkg.	43099
1972; W/O Threaded Power Steering Boss	43101	or	*43099P
1971-1968	43106	1981-1980	43099
or	*43106P	or	*43099P
V-8 350		V-8 5.7 L Diesel	
1979-1977	43099	1985-1983	43100
or	*43099P	1982; W/A.C.	43100
1976-1973	43101	1982; W/O A.C.; W/5.57" From Block To Pulley	
1972; W/Threaded Power Steering Boss	43099	Surface	43107
or	*43099P	1982; W/O A.C.; W/5.95" From Block To Pulley	
1972; W/O Threaded Power Steering Boss	43101	Surface	43100
1971-1970	43106	1981-1980; W/A.C.	43100
or	*43106P	1981-1980; W/O A.C.	43107
V-8 400		V-8 283	
1979-1977	43099	1967-1959	43106
or	*43099P	or	*43106P
1976-1975	43101	V-8 305	
HHR		1979-1977	43099
4-Cyl. 2.0 L		or	*43099P
2010-2008	43529	V-8 307	
4-Cyl. 2.2 L; 4-Cyl. 2.4 L		1968	43106
2011-2006	43529	or	*43106P
Impala		V-8 327	
4-Cyl. 2.4 L Electric Assist		1969	43101
2014	43529	1968-1962	43106
		or	*43106P

*High Performance Pump.

Application Guide - Passenger Cars & Light Trucks

Passenger Cars & Light Trucks

Application	Part No.	Application	Part No.
Chevrolet - Continued		Chevrolet - Continued	
Impala - Continued		Malibu - Continued	
V-8 350 1979-1977	43099 or *43099P	4-Cyl. 2.4 L 2012-2008	43529 41028
1976-1969	43101	1999-1998	41028
V-8 396 1969	44027 or *44027P	1997; Timing Cover & Exhaust Manifold Removal Required. New Gaskets To Reinstall Do Not Come With Pump.	41028
1968-1965	44088	4-Cyl. 2.4 L Electric Assist 2014-2013	43529
V-8 400 1976-1970	43101	2010-2008	43529
V-8 402 1972-1971	44027 or *44027P	4-Cyl. 2.5 L 2013	43071BH
V-8 427 1969	44027 or *44027P	6-Cyl. 250 1977-1975	42085
1968-1966	44088	1974-1973	42082
V-8 454 1976-1970	44027 or *44027P	V-6 3.1 L 2003-1997	41020
Impala Limited		V-6 3.5 L 2010-2007	42586
V-6 3.6 L 2016-2014	43530	2006-2004	41020
Impala SS		V-6 3.6 L 2012-2008	43530
V-8 5.7 L 1996-1994	44038	V-6 3.8 L 1983; Eng. VIN 9	43099 or *43099P
LLV (Postal Vehicle)		1983; Eng. VIN A	43094
4-Cyl. 2.2 L 1995-1994	41019	1982-1980; Eng. VIN A	43094
4-Cyl. 2.5 L 1993-1987	42094	1982-1980; Eng. VIN K	43099 or *43099P
Lumina		V-6 3.9 L 2007-2006	42586
4-Cyl. 2.2 L 1993	41019	V-6 200 1979-1978	43099 or *43099P
4-Cyl. 2.5 L 1992-1990	42091	V-6 231 1979-1978	43094
V-6 3.1 L 2001-1990	41020	V-8 4.4 L 1982-1980	43099 or *43099P
V-6 3.4 L 1997-1991	41020	V-8 5.0 L 1983-1980	43099 or *43099P
V-6 3.8 L 1999-1998	42097	V-8 5.7 L 1981-1980	43099 or *43099P
Lumina APV		V-8 5.7 L Diesel 1983	43100
V-6 3.1 L 1995-1990	41020	1982; W/A.C.	43100
V-6 3.4 L 1996	41020	1982; W/O A.C.; W/5.57" From Block To Pulley Surface	43107
V-6 3.8 L 1995-1992	42095	1982; W/O A.C.; W/5.95" From Block To Pulley Surface	43100
Luv Pickup		V-8 267 1979	43099 or *43099P
4-Cyl. 1.8 L 1982-1980	41051	V-8 305 1979-1977	43099 or *43099P
4-Cyl. 2.2 L Diesel 1982-1981	43136	1976	43101
4-Cyl. 111 1979-1976	41051	V-8 307 1973	43101
Malibu		V-8 350 1979-1977	43099 or *43099P
4-Cyl. 2.2 L 2008-2004	43529	1976-1973	43101

*High Performance Pump.

Application Guide - Passenger Cars & Light Trucks

Application	Part No.	Application	Part No.
Chevrolet - Continued		Chevrolet - Continued	
Malibu - Continued		Monte Carlo - Continued	
V-8 400 1976-1974	43101	V-8 350 1977	43099
V-8 454 1975-1973	44027 or *43099P	
..... or *44027P		1976-1970	43101
Metro		V-8 400 1976-1970	43101
3-Cyl. 1.0 L 2000-1998	42212	V-8 402 1972-1970	44027
4-Cyl. 1.3 L 2001-1998	42212 or *44027P	
Monte Carlo		V-8 454 1975-1970	44027
V-6 3.1 L 1999-1995	41020 or *44027P	
V-6 3.4 L 2005-2000	41020	Monza	
1997-1995	41020	4-Cyl. 2.5 L 1980	42085
V-6 3.5 L 2007-2006	42586	4-Cyl. 140 1977-1975	42103
V-6 3.8 L (Non-US) 1987-1985	43094	4-Cyl. 151 1979-1978	42085
V-6 3.8 L 2005-1998	42097	V-6 3.8 L 1980	43094
1984-1983; Eng. VIN 9	43099	V-6 196; V-6 231 1979-1978	43094
..... or *43099P		Nova	
1984-1983; Eng. VIN A	43094	4-Cyl. 1.6 L 1988; Eng. VIN 4	41097
1982; Eng. VIN A	43094	1988; Eng. VIN 5	42237
1982; Eng. VIN K	43099	1987-1985	41097
..... or *43099P		4-Cyl. 153 1970-1969	42082
1981-1980; Eng. VIN A, 3	43094	6-Cyl. 230 1970	42082
1981-1980; Eng. VIN K	43099	1969; W/A.C.	42100
..... or *43099P		1969; W/O A.C.	42082
V-6 3.9 L 2006	42586	6-Cyl. 250 1979-1975	42085
V-6 4.3 L 1988-1985	43099	1974; W/A.C.	42100
..... or *43099P		1974; W/O A.C.	42082
V-6 200 1979-1978	43099	1973-1970	42082
..... or *43099P		V-8 262 1975	43101
V-6 231 1979-1978	43094	V-8 305 1979-1977	43099
V-8 4.4 L 1982-1980	43099 or *43099P	
..... or *43099P		1976	43101
V-8 5.0 L 1988-1980	43099	V-8 307 1973-1969	43101
..... or *43099P		V-8 350 1979-1977	43099
V-8 5.3 L 2007-2006	42288 or *43099P	
V-8 5.7 L Diesel 1984-1983	43100	1976-1969	43101
1982; W/A.C.	43100	V-8 396 1969	44027
1982; W/O A.C.; W/5.57" From Block To Pulley Surface	43107 or *44027P	
1982; W/O A.C.; W/5.95" From Block To Pulley Surface	43100	Optra	
V-8 267 1979	43099	4-Cyl. 2.0 L (Non-US) 2010-2008	42084
..... or *43099P		2007-2004	☆*42408
V-8 305 1979-1977	43099	Orlando	
..... or *43099P		4-Cyl. 2.4 L (Non-US) 2012	43529
1976	43101		

*High Performance Pump.
*Timing Belt Driven.

☆Interference Engine Application.

Application Guide - Passenger Cars & Light Trucks

Passenger Cars & Light Trucks

Application	Part No.	Application	Part No.
Chevrolet - Continued		Chevrolet - Continued	
P Series Van		R & V Series Pickup - Continued	
4-Cyl. 3.9 L Diesel 1991-1989	41181	V-8 5.7 L 1991-1987	43099 *43099P
4-Cyl. 153 1965-1963	42082	V-8 6.2 L Diesel 1991-1987	44099
6-Cyl. 4.8 L 1989-1980	42089	V-8 7.4 L 1991-1987	44027 *44027P
6-Cyl. 194 1966	42082	S Series Pickup	
6-Cyl. 230 1969-1963	42082	4-Cyl. 2.0 L 1984-1983	42088
6-Cyl. 235 1962-1960	43128	4-Cyl. 2.2 L 2003-1994	41019
6-Cyl. 250 1974-1966	42082	4-Cyl. 2.5 L 1993-1987	42094
6-Cyl. 292 1979-1978	42089	1986-1985	42092
1977-1975	42090	V-6 2.8 L 1993-1987	43116
1974-1965	43283	1986-1982	43095
V-6 4.3 L 1999-1996	43315	V-6 4.3 L 2004-1996	43315
1995-1990	43099	1995-1988	43114
or	*43099P	Series 1100	
V-8 5.7 L 1999-1996	43315	6-Cyl. 235 1959-1958	43128
1995-1980	43099	Series 1200	
or	*43099P	V-8 283 1959-1958	43106 *43106P
V-8 6.2 L Diesel 1993-1982	44099	or	
V-8 6.5 L Diesel 1999	44056	Series 1500	
1998-1997	44042	6-Cyl. 235 1958-1956	43128
1996-1994	44100	1955; 2nd Design	43128
V-8 7.4 L 1999-1998	44030	V-8 265 1957-1956	43106 *43106P
1997-1996; Eng. VIN J	44030	or	
1997-1996; Eng. VIN N	44027	V-8 283 1958-1957	43106 *43106P
or	*44027P	or	
1995-1980	44027	Series 3100; Series 3200	
or	*44027P	6-Cyl. 235 1959-1956	43128
V-8 307 1973-1972	43101	1955; 2nd Design	43128
1971-1968	43106	V-8 265 1957-1955	43106 *43106P
or	*43106P	or	
V-8 350 1979-1977	43099	V-8 283 1959-1958	43106 *43106P
or	*43099P	or	
1976-1973	43101	Series 3400; Series 3500	
1972; Long Pump	43101	6-Cyl. 235 1959-1956	43128
1972; Short Pump	43106	1955; 2nd Design	43128
or	*43106P	V-8 265 1957-1956	43106 *43106P
1971-1969	43106	or	
or	*43106P	V-8 283 1959-1958	43106 *43106P
V-8 454 1979-1973	44027	or	
or	*44027P	Series 3400; Series 3500	
Prizm		6-Cyl. 235 1959-1956	43128
4-Cyl. 1.8 L 2002-1998	41101	1955; 2nd Design	43128
R & V Series Pickup		V-8 265 1957-1956	43106 *43106P
6-Cyl. 4.8 L 1988-1987	42089	or	
V-6 4.3 L; V-8 5.0 L 1987	43099	V-8 283 1959-1958	43106 *43106P
or	*43099P	or	

*High Performance Pump.

Application Guide - Passenger Cars & Light Trucks

Passenger Cars & Light Trucks

Application	Part No.	Application	Part No.
Chevrolet - Continued		Chevrolet - Continued	
Series 3600		Spark	
6-Cyl. 235		4-Cyl. 1.0 L (Non-US)	
1959-1956	43128	2012-2008	*49011
1955; 2nd Design	43128	4-Cyl. 1.2 L	
V-8 265		2013	42049BH
1957-1955	43106	Special 150	
	or	6-Cyl. 235	
	*43106P	1957-1955	43128
V-8 283		V-8 265	
1959-1958	43106	1957-1955	43106
	or		or
	*43106P		*43106P
Series 3700		V-8 283	
6-Cyl. 235		1957	43106
1959-1956	43128		or
1955; 2nd Design	43128		*43106P
V-8 265		Spectrum	
1957-1956	43106	4-Cyl. 1.5 L	
	or	1988-1985	☆*41052
	*43106P	Sprint	
V-8 283		3-Cyl. 1.0 L (Non-US)	
1959-1958	43106	1992-1989	42212
	or	3-Cyl. 1.0 L	
	*43106P	1988-1985	41084
Series 3800		SS	
6-Cyl. 235		V-8 6.2 L	
1959-1956	43128	2015-2014	45004WT
1955; 2nd Design	43128	SSR	
V-8 265		V-8 5.3 L	
1957-1955	43106	2004	45006
	or	2003; May Require Thermostat/Housing	
	*43106P	Replacement	45005
V-8 283		V-8 6.0 L	
1959-1958	43106	2006; W/Thermostat And Housing	45006
	or	2005	45006
	*43106P	Suburban	
Silverado Series Pickup		6-Cyl. 4.1 L	
V-6 4.3 L		1980	42085
2013-1999	43315	6-Cyl. 230	
V-8 4.8 L; V-8 5.3 L		1966-1963	42082
2013-2007	45010	6-Cyl. 235	
2006-2004	45006	1962-1960	43128
2003-1999; May Require Thermostat/Housing		6-Cyl. 250	
Replacement	45005	1979-1978	42085
V-8 6.0 L		1977-1975	42086
2015-2007	45010	1974-1966	42082
2006-2004	45006	6-Cyl. 292	
2003-1999; May Require Thermostat/Housing		1979-1978	42089
Replacement	45005	1977-1975	42090
V-8 6.0 L Electric Assist		1974-1965	43283
2013-2009 Main	45010	V-8 5.0 L	
V-8 6.2 L		1987-1980	43099
2013-2009	45010		or
V-8 6.5 L Diesel			*43099P
1999; W/Pulley & Thread-On Fan Clutch	44056	V-8 5.3 L	
1999; W/Standard Hub For Bolt-On Pulley & Fan		2014-2007	45010
Clutch	44042	2006-2004	45006
V-8 6.6 L Diesel		2003-2000; May Require Thermostat/Housing	
2015-2011	43274BH	Replacement	45005
2010-2006	43273	V-8 5.7 L	
2005-2001	❖42349BH	1999-1996	43315
	or	1995-1993	43114
	❖42349	1992; W/5.8" Hub Height	43118
V-8 8.1 L		1992; W/6.9" Hub Height	43114
2007-2001	44045	1991-1989	43114
Sonic			
4-Cyl. 1.4 L			
2015-2012	43080		
4-Cyl. 1.8 L			
2015-2012	41017		

*High Performance Pump.
 ❖Does Not Include Back Housing.
 ☆Interference Engine Application.

❖Includes Back Housing.
 *Timing Belt Driven.

Application Guide - Passenger Cars & Light Trucks

Passenger Cars & Light Trucks

Application	Part No.	Application	Part No.
Chevrolet - Continued		Chevrolet - Continued	
Suburban - Continued		Tahoe	
V-8 5.7 L - Continued		V-8 4.8 L	
1988-1980	43099	2009-2007	45010
or	*43099P	2006-2004	45006
V-8 6.0 L		2003-2000; May Require Thermostat/Housing Replacement	45005
2013-2007	45010	V-8 5.3 L	
2006-2004	45006	2014-2007	45010
2003-2000; May Require Thermostat/Housing Replacement	45005	2006-2004	45006
V-8 6.2 L Diesel		2003-2000; May Require Thermostat/Housing Replacement	45005
1991-1988	44100	V-8 5.7 L	
1987-1982	44099	2000-1996	43315
V-8 6.5 L Diesel		1995	43114
1999; W/Pulley & Thread-On Fan Clutch	44056	V-8 6.0 L Electric Assist	
1999; W/Standard Hub For Bolt-On Pulley & Fan Clutch	44042	2013-2008 Main	45010
1998-1997	44042	V-8 6.2 L	
1996; W/Dual Thermostats	44042	2009-2008	45010
1996; W/Single Thermostat	44100	V-8 6.5 L Diesel	
1995-1994	44100	1999-1997	44042
V-8 6.6 L		1996; W/Dual Thermostats	44042
1980	43099	1996; W/Single Thermostat	44100
or	*43099P	1995	44100
V-8 7.4 L		Tracker	
1999-1988	44030	4-Cyl. 1.6 L (Non-US)	
1987-1980	44027	2002-2001	42281
or	*44027P	1992-1990	42284
V-8 8.1 L		1989; Early; W/4 Threaded Mounting Bosses	42284
2006-2001	44045	1989; Late; W/5 Threaded Mounting Bosses	42284
V-8 283		4-Cyl. 1.6 L	
1967-1960	43106	2000-1999	42281
or	*43106P	1998	42284
V-8 305		4-Cyl. 2.0 L (Non-US)	
1979-1977	43099	2008-2006	41113
or	*43099P	4-Cyl. 2.0 L	
V-8 307		2003-1999	41113
1973	43101	V-6 2.5 L	
1972-1968	43106	2004-2001	42285
or	*43106P	Trailblazer	
V-8 327		6-Cyl. 4.2 L	
1968-1965	43106	2009-2002	41122
or	*43106P	V-8 5.3 L	
V-8 350		2008-2007	45010
1979-1977	43099	2006; W/Thermostat And Housing	45006
or	*43099P	2005-2004	45006
1976-1973	43101	2003; May Require Thermostat/Housing Replacement	45005
1972-1969	43106	V-8 6.0 L	
or	*43106P	2009-2007	45010
V-8 350 Diesel		2006; W/Thermostat And Housing	45006
1978	43100	Traverse	
V-8 396		V-6 3.6 L	
1969-1968	44088	2016-2009	43530
V-8 400		Uplander	
1979-1977	43099	V-6 3.5 L	
or	*43099P	2006-2005	41020
1976-1975	43101	V-6 3.9 L (Non-US)	
1970	43106	2009	42586
or	*43106P	V-6 3.9 L	
V-8 402		2008-2006	42586
1972-1971	44088	Vega	
V-8 454		4-Cyl. 140	
1979-1973	44027	1977-1971	42103
or	*44027P		

*High Performance Pump.

Application Guide - Passenger Cars & Light Trucks

Application	Part No.	Application	Part No.
Chevrolet - Continued		Chrysler - Continued	
Venture		Concorde - Continued	
V-6 3.4 L 2005-1997	41020	V-6 3.3 L 1996-1993	41002
Chrysler		V-6 3.5 L 2004-2002	
200		☆*41079	
4-Cyl. 2.4 L 2016-2015	42177BH	1997; W/3-Bolt Design	
2014-2011	42144	*41005	
V-6 3.6 L 2014-2011	44020	1997; W/6-Bolt Design	
300		*41070	
V-6 2.7 L 2010-2008	42015	1996-1995; W/3-Bolt Design	
2007	42043	*41005	
2006-2005	42041	1994-1993	
V-6 3.5 L 2010-2005	☆*43542	*41004	
V-6 3.6 L 2015-2011	44020	Conquest	
V-8 5.7 L 2012-2011	43557	4-Cyl. 2.6 L	
2010-2009	43558	1989-1988	
2008-2005	43543	42173	
V-8 6.1 L 2010-2005	43543	1987; Dec. 1986 & Newer	
V-8 6.4 L 2012	43557	42173	
V-8 383 1966-1962	42032	1987; Nov. 1986 & Older	
V-8 413 1965-1959	42032	42216	
V-8 426 1963	42032	Cordoba	
V-8 440 1971-1966	42032	6-Cyl. 3.7 L 1983-1980	
300M		43025	
V-6 3.5 L 2004-1999	☆*41079	V-8 5.2 L 1983-1980	
Aspen		43026	
V-8 4.7 L 2009-2007	43263	or *43026P	
V-8 5.7 L 2009	43559	V-8 5.9 L 1980	
2008-2007	43501	43026	
Cirrus		or *43026P	
4-Cyl. 2.0 L 2000	☆*41003	V-8 318; V-8 360 1979-1975	
4-Cyl. 2.4 L 2000	*41006	43026	
1997	*41006	or *43026P	
1996; W/Hyd. Tensioner	*42035	V-8 400 1978-1975	
1996; W/Man. Tensioner	*41006	42032	
1995	*42035	Crossfire	
V-6 2.5 L 2000-1995	☆*42168	V-6 3.2 L 2008-2007	
Concorde		44082	
V-6 2.7 L 2004-1998	42041	2006-2005; W/O Supercharger	
V-6 3.2 L 2001-1998	☆*41079	44082	
		2004	
		44082	
		Daytona	
		4-Cyl. 2.2 L (Non-US)	
		1990	
		42034	
		1989	
		42033	
		1988-1984	
		42029	
		4-Cyl. 2.5 L (Non-US)	
		1993-1990	
		42034	
		1989	
		42033	
		1988-1987	
		42029	
		V-6 3.0 L (Non-US)	
		1993-1990	
		*42584	
		or *42162	
		Dynasty	
		4-Cyl. 2.5 L (Non-US)	
		1992-1990	
		42034	
		1989	
		42033	
		1988	
		42029	
		V-6 3.0 L (Non-US)	
		1990-1988	
		*42584	
		or *42162	
		V-6 3.3 L (Non-US)	
		1993-1990	
		41001	
		E Class	
		4-Cyl. 2.2 L 1984-1983	
		42029	
		Executive	
		4-Cyl. 2.2 L (Non-US)	
		1986	
		42029	

☆Interference Engine Application.
 *High Performance Pump.
 ♦Does Not Include Back Housing.

*Timing Belt Driven.
 ♦Includes Back Housing.

Application Guide - Passenger Cars & Light Trucks

Passenger Cars & Light Trucks

Application	Part No.	Application	Part No.
Chrysler - Continued		Chrysler - Continued	
Fifth Avenue		Lebaron - Continued	
6-Cyl. 3.7 L 1983	43025	V-8 318 1979-1977	43026 *43026P
V-8 5.2 L 1989-1983	43026 or *43026P	V-8 360 1979-1978	43026 or *43026P
Grand Voyager		LHS	
V-6 3.0 L 2000	*42584 or *42162	V-6 3.5 L 2001-1999	*41079
V-6 3.3 L 2000	41001	1997; W/3-Bolt Design	*41005
Imperial		1997; W/6-Bolt Design	*41070
V-6 3.3 L 1991-1990	41001	1996-1995; W/3-Bolt Design	*41005
V-6 3.8 L 1993-1991	41001	1994	*41004
V-8 5.2 L 1983-1981	43026 or *43026P	Neon	
V-8 413 1965-1959	42032	4-Cyl. 2.0 L (Non-US) 2002-2000	*41003
V-8 440 1975-1966	42032	New Yorker	
Intrepid		4-Cyl. 2.2 L 1988-1983	42029
V-6 2.7 L (Non-US) 2004-1998	42041	4-Cyl. 2.5 L 1987-1986	42029
V-6 3.2 L (Non-US) 2001-1998	*41079	6-Cyl. 3.7 L 1982	43025
V-6 3.3 L (Non-US) 1997-1993	41002	V-6 3.0 L 1989-1988	*42584 or *42162
V-6 3.5 L (Non-US) 2004-2000	*41079	V-6 3.3 L 1993-1990	41001
1997; W/3-Bolt Design	*41005	V-6 3.5 L 1996-1995; W/3-Bolt Design	*41005
1997; W/6-Bolt Design	*41070	1994	*41004
1996-1995; W/3-Bolt Design	*41005	V-6 3.8 L 1993-1991	41001
1994-1993	*41004	V-8 5.2 L 1982-1980	43026 or *43026P
Laser		V-8 5.9 L 1980	43026 or *43026P
4-Cyl. 2.2 L 1986-1984	42029	V-8 318 1979	43026 or *43026P
4-Cyl. 2.5 L 1986	42029	V-8 360 1979-1977	43026 or *43026P
Lebaron		V-8 383 1967-1966	42032
4-Cyl. 2.2 L 1990	42034	V-8 400 1978-1975	42032
1989	42033	V-8 413 1965-1959	42032
1988-1982	42029	V-8 426 1963	42032
4-Cyl. 2.5 L 1994-1990	42034	V-8 440 1978-1966	42032
1989	42033	Newport	
1988-1986	42029	6-Cyl. 3.7 L 1981-1980	43025
6-Cyl. 3.7 L 1981-1980	43025	6-Cyl. 2.25 1979	43025
6-Cyl. 2.25 1979-1978	43025	V-8 5.2 L 1981-1980	43026 or *43026P
V-6 3.0 L 1995-1990	*42584 or *42162		
V-8 5.2 L 1981-1980	43026 or *43026P		

*High Performance Pump.
 †Includes Back Housing.
 ☆Interference Engine Application.

*Timing Belt Driven.
 †Does Not Include Back Housing.

Application Guide - Passenger Cars & Light Trucks

Application	Part No.	Application	Part No.
Chrysler - Continued		Chrysler - Continued	
Newport - Continued		Sebring - Continued	
V-8 5.9 L 1980	43026 or *43026P	4-Cyl. 2.4 L - Continued	
V-8 318 1979	43026 or *43026P	2005-2001; W/DOHC Eng.	*41006 42300
V-8 360 1979-1974	43026 or *43026P	2005-2001; W/SOHC Eng.	*41006 *42035
V-8 361 1964-1961	42032	V-6 2.5 L 2000-1995	☆*42168
V-8 383 1971-1965	42032	V-6 2.7 L 2010-2008	42015
V-8 400 1978-1972	42032	2007	42043
V-8 413 1964-1962	42032	2006-2001	42041
V-8 426 1963	42032	V-6 3.0 L 2005	☆*43509 or ☆*42168
V-8 440 1978-1966	42032	2004-2001	☆*43509
Pacifica		V-6 3.5 L 2010-2007	☆*43542
V-6 3.5 L 2006-2005	☆*43542	TC Maserati	
2004	☆*41079	4-Cyl. 2.2 L 1990	42029
V-6 3.8 L 2008-2005	41198	1989	42033
V-6 4.0 L 2008-2007	☆*43542	V-6 3.0 L 1991-1990	*42584 or *42162
Prowler		Town & Country	
V-6 3.5 L 2002-2001	☆*41079	4-Cyl. 2.2 L 1988-1982	42029
PT Cruiser		4-Cyl. 2.5 L 1988-1986	42029
4-Cyl. 2.4 L 2010	*41006	6-Cyl. 3.7 L 1981-1980	43025
2009-2003; W/Turbo	*43500	6-Cyl. 225 1979-1978	43025
2009-2003; W/O Turbo	*41006	V-8 5.2 L 1981-1980	43026 or *43026P
2002-2001	*41006	V-8 318; V-8 360 1979-1978	43026 or *43026P
Royal		V-8 383 1971-1969	42032
6-Cyl. 228 1937	42554	V-8 400 1977-1975	42032
6-Cyl. 242 1941-1938	42554	1972	42032
6-Cyl. 251 1950-1946	42554	V-8 440 1977-1969	42032
1942	42554	Town & Country Van	
Royal Windsor		V-6 3.0 L 1990	*42584 or *42162
6-Cyl. 242 1939	42554	V-6 3.3 L 2010-2008	41202
Saratoga		2007-2001	42292
V-8 383 1960-1959	42032	2000-1996	41001
Sebring		1993-1990	41001
4-Cyl. 2.0 L 1999-1995	☆*41003	V-6 3.6 L 2015-2011	44020
4-Cyl. 2.4 L 2010-2007	42144	V-6 3.8 L 2010-2008	41202
2006	*41006	2007-2001	42292
		2000-1994	41001

*High Performance Pump.
 *Timing Belt Driven.
 ❖Does Not Include Back Housing.

☆Interference Engine Application.
 ❖Includes Back Housing.

Application Guide - Passenger Cars & Light Trucks

Passenger Cars & Light Trucks

Application	Part No.	Application	Part No.
Chrysler - Continued		Dacia - Continued	
Town & Country Van - Continued		Sandero	
V-6 4.0 L 2010-2008	☆✳️43542	4-Cyl. 1.6 L (Non-US) 2013-2010	✳️42800
Volare		Daewoo	
4-Cyl. 2.2 L (Non-US) 1987-1982	42029	Lanos	
Voyager		4-Cyl. 1.6 L 2002-1999	☆✳️43502
4-Cyl. 2.4 L 2003-2000	✳️41006	Leganza	
V-6 3.0 L 2000	✳️✚42584	4-Cyl. 2.0 L (Non-US) 2002-1997; W/DOHC Eng.	☆✳️42408
	or ✳️✚42162	4-Cyl. 2.2 L 2002-1999	☆✳️42408
V-6 3.3 L 2003-2001	42292	Magnus	
2000	41001	4-Cyl. 2.0 L (Non-US) 2006-2002	☆✳️42408
Windsor		Matiz	
6-Cyl. 242 1941-1940	42554	3-Cyl. .8 L (Non-US) 2004-1998	✳️49011
6-Cyl. 251 1951-1946	42554	Nubira	
1942	42554	4-Cyl. 2.0 L (Non-US) 1998-1997	☆✳️42408
V-8 383 1961-1959	42032	4-Cyl. 2.0 L 2002-1999	☆✳️42408
Citroen		Tico	
Berlingo		3-Cyl. .8 L (Non-US) 2000-1995	✳️49011
4-Cyl. 1.9 L Diesel (Non-US); 4- Cyl. 2.0 L Diesel (Non-US) 2007-2000	49013	Daihatsu	
C5		Applause	
4-Cyl. 2.0 L Diesel (Non-US) 2005-2003	49013	4-Cyl. 1.6 L (Non-US) 2000-1997	49002
C15		Charade	
4-Cyl. 1.9 L Diesel (Non-US) 2005-2001	49013	3-Cyl. 1.0 L (Non-US) 1987-1983	49005
Evasion		3-Cyl. 1.0 L 1992-1988	42045
4-Cyl. 2.0 L Diesel (Non-US) 2002-2000	49013	4-Cyl. 1.3 L 1992-1989	41081
Jumpy		Feroza	
4-Cyl. 1.9 L Diesel (Non-US); 4- Cyl. 2.0 L Diesel (Non-US) 2006-2004	49013	4-Cyl. 1.6 L (Non-US) 1997-1988	49002
Xsara		Mira	
4-Cyl. 1.9 L Diesel (Non-US); 4- Cyl. 2.0 L Diesel (Non-US) 2005-1999	49013	3-Cyl. .6 L (Non-US) 2004-2002	49008
Dacia		Rocky	
Dokker; Lodgy		4-Cyl. 1.6 L 1992-1990	49002
4-Cyl. 1.6 L (Non-US) 2015-2012	✳️42800	Sportrak	
Logan		4-Cyl. 1.6 L (Non-US) 1998-1988	49002
4-Cyl. 1.6 L (Non-US) 2013-2004	✳️42800	Terios	
Logan MCV		4-Cyl. 1.3 L (Non-US) 2000-1997	49002
4-Cyl. 1.6 L (Non-US) 2013-2006	✳️42800		

☆Interference Engine Application.
✚Includes Back Housing.

✳️Timing Belt Driven.
✚Does Not Include Back Housing.

Application Guide - Passenger Cars & Light Trucks

Passenger Cars & Light Trucks

Application	Part No.	Application	Part No.
Desoto		Dodge - Continued	
Adventurer		A Series Van - Continued	
V-8 383 1960-1959	42032	V-8 318 1970	43026
Desoto		or	*43026P
V-8 361 1961	42032	1969-1967	43030
Firedome		Aries	
V-8 361 1958	42032	4-Cyl. 2.2 L 1989	42033
V-8 383 1959	42032	1988-1981	42029
Fireflite		4-Cyl. 2.5 L 1989	42033
V-8 361 1960	42032	1988-1986	42029
1958	42032	Aspen	
V-8 383 1959	42032	6-Cyl. 3.7 L 1980	43025
Firesweep		6-Cyl. 225 1979-1976	43025
V-8 350 1958	42032	V-8 5.2 L 1980	43026
V-8 361 1959	42032	or	*43026P
Dodge		V-8 318; V-8 360 1979-1976	43026
330		or	*43026P
6-Cyl. 225 1964-1963	43025	Avenger	
V-8 318 1964-1963	43030	4-Cyl. 2.0 L 1999-1995	☆*41003
V-8 383; V-8 426 1964-1963	42032	4-Cyl. 2.4 L 2014-2008	42144
400		V-6 2.5 L 2000-1995	☆*42168
4-Cyl. 2.2 L 1983-1982	42029	V-6 2.7 L 2010-2008	42015
440		V-6 3.5 L 2010-2008	☆*43542
6-Cyl. 225 1964-1963	43025	V-6 3.6 L 2014-2011	44020
V-8 318 1964-1963	43030	B Series Pickup	
V-8 383; V-8 426 1964-1963	42032	6-Cyl. 218; 6-Cyl. 230; 6-Cyl. 237 1953-1948	42554
600		B Series Van	
4-Cyl. 2.2 L 1988-1983	42029	6-Cyl. 3.7 L 1987-1980	43025
4-Cyl. 2.5 L 1988-1986	42029	6-Cyl. 198 1971	43025
2000 GTX		6-Cyl. 225 1979-1971	43025
4-Cyl. 2.0 L (Non-US) 1990	42164	6-Cyl. 230 1953-1948	42554
1989; W/DOHC Eng.	42163	V-6 3.9 L 2003-1993	43034
1989; W/SOHC Eng.	42164	1992	43037
A Series Van		1991-1988	43026
6-Cyl. 170 1969-1964	43025	or	*43026P
6-Cyl. 198 1970	43025	V-8 5.2 L 2003-1993	43034
6-Cyl. 225 1970-1964	43025	1992	43037
V-8 273 1966-1965	43030	1991-1980	43026
		or	*43026P
		V-8 5.9 L 2003-1993	43034
		1992-1980	43026
		or	*43026P

*High Performance Pump.
*Timing Belt Driven.

☆Interference Engine Application.

Application Guide - Passenger Cars & Light Trucks

Passenger Cars & Light Trucks

Application	Part No.	Application	Part No.
Dodge - Continued		Dodge - Continued	
B Series Van - Continued		Challenger - Continued	
V-8 318; V-8 360 1979-1971	43026 or *43026P	V-6 3.5 L 2010-2009	☆*43542
V-8 400 1978-1976	42032	V-6 3.6 L 2015-2011	44020
V-8 440 1978-1975	42032	V-8 5.7 L 2013: Mar. 4, 2013 & Before	43557
C Series Pickup		2012-2011	43557
6-Cyl. 218 1955-1954	42554	2010-2009	43558
6-Cyl. 230 1956-1954	42554	V-8 6.1 L 2010-2008	43543
6-Cyl. 237 1954	42554	V-8 6.4 L 2013: Mar. 4, 2013 & Before	43557
C Series Van		2012-2011	43557
6-Cyl. 230 1955-1954	42554	V-8 318 1974-1970	43026 or *43026P
Caliber		V-8 340 1973-1970	43026 or *43026P
4-Cyl. 1.8 L 2010-2007	42144	V-8 360 1974	43026 or *43026P
4-Cyl. 2.0 L 2012-2007	42144	V-8 383; V-8 426; V-8 440 1971-1970	42032
4-Cyl. 2.4 L 2011-2010	42144	Charger	
2009-2008 Main; W/O Turbo	42144	4-Cyl. 1.7 L 1983	42028
2009-2008 Aux.	41524E	4-Cyl. 2.2 L 1987-1983	42029
2007	42144	6-Cyl. 225 1976	43025
Caravan		1974-1968	43025
4-Cyl. 2.2 L 1987-1984	42029	V-6 2.7 L 2010-2008	42015
4-Cyl. 2.4 L 2007-1997	*41006	2007	42043
1996; W/Hyd. Tensioner	*42035	2006	42041
1996; W/Man. Tensioner	*41006	V-6 3.5 L 2010-2006	☆*43542
4-Cyl. 2.5 L 1995-1990	42034	V-6 3.6 L 2015-2011	44020
1989	42033	V-8 5.7 L 2012-2011	43557
1988	42029	2010-2009	43558
V-6 3.0 L 2000-1987	*❖42584 or *❖42162	2008-2006	43543
V-6 3.3 L 2007-2001	42292	V-8 6.1 L 2009-2006	43543
2000-1990	41001	V-8 6.4 L 2013-2012	43557
V-6 3.8 L 1999-1996	41001	V-8 273 1966; W/A.C.	42553
CB Series Van		1966; W/O A.C.	43030
6-Cyl. 225 1976-1974	43025	V-8 318 1978-1970	43026 or *43026P
Challenger		1969-1966; W/A.C.	42553
4-Cyl. 2.6 L 1983-1980	42153	1969-1966; W/O A.C.	43030
4-Cyl. 98 1979-1978	41143	V-8 340 1973-1972	43026 or *43026P
4-Cyl. 156 1979-1978	42153	V-8 360 1978-1974	43026 or *43026P
6-Cyl. 198 1971-1970	43025		
6-Cyl. 225 1972-1970	43025		

*High Performance Pump.
❖Includes Back Housing.
☆Interference Engine Application.

*Timing Belt Driven.
❖Does Not Include Back Housing.

Application Guide - Passenger Cars & Light Trucks

Passenger Cars & Light Trucks

Application	Part No.	Application	Part No.
Dodge - Continued		Dodge - Continued	
Charger - Continued		Coronet - Continued	
V-8 361 1966	42032	V-8 361 - Continued 1958	42032
V-8 383 1971-1966	42032	V-8 383 1971-1965	42032
V-8 400 1978-1972	42032	1959	42032
V-8 426 1971-1966	42032	V-8 400 1976-1972	42032
V-8 440 1974-1966	42032	V-8 426 1971-1968	42032
Colt		1967-1965; W/O A.C.	
4-Cyl. 1.4 L 1984-1981	42156	42032	
4-Cyl. 1.5 L (Non-US) 1995	42156	42032	
4-Cyl. 1.5 L 1994-1985	42156	Custom	
4-Cyl. 1.6 L 1990-1989; Wagon	42157	6-Cyl. 230 1949-1946	
1988-1981	42157	42554	
4-Cyl. 1.8 L 1994	☆*42165	Custom 880	
1993	☆*42169	V-8 361 1964-1962	
1990-1989	42157	42032	
4-Cyl. 2.4 L (Non-US) 1993	42166	V-8 383 1965-1963	
4-Cyl. 2.6 L 1980; Wagon	42153	42032	
4-Cyl. 98 1978	41143	V-8 413 1965	
1977-1971	41109	42032	
4-Cyl. 122 1977-1976	42153	1963	
4-Cyl. 156 1979-1978; Wagon	42153	42032	
Conquest		V-8 426 1965-1963	
4-Cyl. 2.6 L 1986	42216	42032	
1985; Jan. 1985 & Older	42153	D & W Series Pickup	
1985; Feb. 1985 & Newer	42216	6-Cyl. 3.7 L 1987-1980	
1984	42153	43025	
Coronet		6-Cyl. 5.9 L Diesel 1993-1989	
6-Cyl. 225 1976-1965	43025	41181	
6-Cyl. 230 1956-1949	42554	6-Cyl. 170 1967-1961	
V-8 273 1968-1965; W/A.C.	42553	43025	
1968-1965; W/O A.C.	43030	6-Cyl. 198 1971-1970	
V-8 318 1976-1970	43026	43025	
or	*43026P	6-Cyl. 225 1979-1961	
1969-1965; W/A.C.	42553	43025	
1969-1965; W/O A.C.	43030	6-Cyl. 230 1960-1957	
V-8 340 1973-1972	43026	42554	
or	*43026P	6-Cyl. 251 1960-1958	
V-8 360 1976-1974	43026	42554	
or	*43026P	V-6 3.9 L 1993	
V-8 361 1966-1965	42032	43034	
		1992	
		43037	
		1991-1988	
		43026	
		or	
		*43026P	
		V-8 5.2 L 1993	
		43034	
		1992	
		43037	
		1991-1980	
		43026	
		or	
		*43026P	
		V-8 5.9 L 1993	
		43034	
		1992-1980	
		43026	
		or	
		*43026P	
		V-8 318 1979-1970	
		43026	
		or	
		*43026P	
		1969; W/A.C.	
		42553	
		1969; W/O A.C.	
		43030	
		1968-1959	
		43030	

☆Interference Engine Application.
*High Performance Pump.

*Timing Belt Driven.

Application Guide - Passenger Cars & Light Trucks

Passenger Cars & Light Trucks

Application	Part No.	Application	Part No.
Dodge - Continued		Dodge - Continued	
D & W Series Pickup - Continued		Dakota - Continued	
V-8 360 1979-1971	43026	4-Cyl. 2.5 L 2002-1996	42005
or *43026P		1995-1990	42034
V-8 383 1971-1967	42032	1989	42033
V-8 400 1978-1972	42032	V-6 3.7 L 2011-2004	43263
V-8 440 1978-1973	42032	V-6 3.9 L 2003-1993	43034
D2		1992	43037
6-Cyl. 218 1936	42554	1991-1987	43026
D3; D4		or *43026P	
6-Cyl. 201 1936	42554	V-8 4.7 L 2011-2000	43263
D5		V-8 5.2 L 1999-1993	43034
6-Cyl. 218 1937	42554	1992	43037
D6; D7		1991-1990	43033
6-Cyl. 201 1937	42554	1989	43026
D8		or *43026P	
6-Cyl. 218 1938	42554	V-8 5.9 L 2003-1998	43034
D9; D10		Dart	
6-Cyl. 201 1938	42554	4-Cyl. 2.0 L; 4-Cyl. 2.4 L 2015-2013	42177BH
D11		6-Cyl. 170 1969-1963	43025
6-Cyl. 218 1939	42554	6-Cyl. 198 1974-1970	43025
D12; D13		6-Cyl. 225 1976-1960	43025
6-Cyl. 201 1939	42554	V-8 273 1969-1965; W/A.C.	42553
D14; D15; D17		1969-1965; W/O A.C.	43030
6-Cyl. 218 1940	42554	1964	43030
D19		V-8 318 1976-1970	43026
6-Cyl. 218 1941	42554	or *43026P	
D20; D21		1969-1968; W/A.C.	42553
6-Cyl. 201 1941	42554	1969-1968; W/O A.C.	43030
D22		1962-1960	43030
6-Cyl. 230 1942	42554	V-8 340 1973-1970	43026
D23		or *43026P	
6-Cyl. 219 1942	42554	1969-1968; W/O A.C.	43030
D50 Pickup		V-8 360 1976-1974	43026
4-Cyl. 2.0 L; 4-Cyl. 2.6 L 1980	42153	or *43026P	
4-Cyl. 122; 4-Cyl. 156 1979	42153	V-8 361 1962-1960	42032
Dakota		V-8 383 1969-1968; W/O A.C.	42032
4-Cyl. 2.2 L 1988-1987	42029	1961-1960	42032
		V-8 413 1962-1961	42032
		Daytona	
		4-Cyl. 2.2 L 1990	42034
		1989	42033
		1988-1984	42029
		4-Cyl. 2.5 L 1993-1990	42034
		1989	42033
		1988-1986	42029

*High Performance Pump.

Application Guide - Passenger Cars & Light Trucks

Passenger Cars & Light Trucks

Application	Part No.	Application	Part No.
Dodge - Continued		Dodge - Continued	
Daytona - Continued		Expo	
V-6 3.0 L 1993-1990	*❖42584 or ❖42162	4-Cyl. 2.2 L (Non-US) 1989	42033
		1988-1987	42029
Deluxe		Grand Caravan	
6-Cyl. 230 1949-1946	42554	4-Cyl. 2.2 L 1987	42029
Diplomat		4-Cyl. 2.4 L 1997	*41006
6-Cyl. 3.7 L 1983-1980	43025	1996; W/Hyd. Tensioner	*42035
6-Cyl. 225 1979-1978	43025	1996; W/Man. Tensioner	*41006
V-8 5.2 L 1989-1980	43026 or *43026P	4-Cyl. 2.5 L 1989	42033
V-8 318 1979-1977	43026 or *43026P	1988-1987	42029
V-8 360 1979-1978	43026 or *43026P	V-6 3.0 L 2000-1992	*❖42584 or *❖42162
		1989-1987	*❖42584 or *❖42162
DU		V-6 3.3 L 2010-2008	41202
6-Cyl. 218 1935	42554	2007-2001	42292
Durango		2000-1990	41001
V-6 3.6 L 2015-2011	44020	V-6 3.6 L 2015-2011	44020
V-6 3.7 L 2009-2004	43263	V-6 3.8 L 2010-2008	41202
V-6 3.9 L 1999-1998	43034	2007-2001	42292
V-8 4.7 L 2009-2004	43263	2000-1994	41001
2003-2001 Main	43263	V-6 4.0 L 2010-2008	☆*43542
2003-2001 Aux.	41519E	Intrepid	
2000	43263	V-6 2.7 L 2004-1998	42041
V-8 5.2 L 2000-1998	43034	V-6 3.2 L 2001-1998	☆*41079
V-8 5.7 L 2011	43557	V-6 3.3 L 1997-1993	41002
2009	43559	V-6 3.5 L 2004-2000	☆*41079
2008-2004	43501	1997; W/3-Bolt Design	*41005
V-8 5.9 L 2003-2001 Main	43034	1997; W/6-Bolt Design	*41070
2003-2001 Aux.	41519E	1996-1995; W/3-Bolt Design	*41005
2000-1998	43034	1994-1993	*41004
DV		Journey	
6-Cyl. 201 1935	42554	4-Cyl. 2.4 L 2016-2009	42144
Dynasty		V-6 3.5 L 2010-2009	☆*43542
4-Cyl. 2.5 L 1993-1990	42034	V-6 3.6 L 2015-2011	44020
1989	42033	Lancer	
1988	42029	4-Cyl. 2.2 L 1989	42033
V-6 3.0 L 1993-1988	*❖42584 or *❖42162	1988-1985	42029
V-6 3.3 L 1993-1990	41001	4-Cyl. 2.5 L 1989	42033
		1988-1986	42029
		6-Cyl. 170; 6-Cyl. 225 1962-1961	43025

*Timing Belt Driven.
❖Does Not Include Back Housing.
☆Interference Engine Application.

❖Includes Back Housing.
*High Performance Pump.

Application Guide - Passenger Cars & Light Trucks

Passenger Cars & Light Trucks

Application	Part No.	Application	Part No.
Dodge - Continued		Dodge - Continued	
Magnum		Neon	
V-6 2.7 L		4-Cyl. 2.0 L	
2008	42015	2005-2000	☆*41003
2007	42043	1999-1995; W/DOHC Eng.	☆*41003
2006-2005	42041	1999-1995; W/SOHC Eng.	☆*41003
V-6 3.5 L		4-Cyl. 2.4 L	
2008-2005	☆*43542	2005-2003	*43500
V-8 5.7 L		Nitro	
2008-2005	43543	V-6 3.7 L	
V-8 6.1 L		2011-2007	43263
2008-2006	43543	V-6 4.0 L	
V-8 318; V-8 360		2011-2007	☆*43542
1979-1978	43026	Omni	
or	*43026P	4-Cyl. 1.7 L	
V-8 400		1983-1980	42028
1978	42032	4-Cyl. 2.2 L	
Matador		1990	42034
V-8 361; V-8 383		1989	42033
1960	42032	1988-1981	42029
MB Series Van		4-Cyl. 104	
V-8 440		1979-1978	42028
1979	42032	P Series Van	
Meadowbrook		6-Cyl. 225	
6-Cyl. 230		1976-1974	43025
1954-1949	42554	6-Cyl. 230	
Mini Ram Van		1960-1958	42554
4-Cyl. 2.2 L		Polara	
1987-1984	42029	6-Cyl. 225	
4-Cyl. 2.5 L		1971-1970	43025
1988-1987	42029	1964-1963	43025
V-6 3.0 L		V-8 318	
1988-1987	*-42584	1973-1970	43026
or	*-42162	or	*43026P
Mirada		1969-1965; W/A.C.	42553
6-Cyl. 3.7 L		1969-1965; W/O A.C.	43030
1983-1980	43025	1964-1963	43030
V-8 5.2 L		V-8 360	
1983-1980	43026	1973-1971	43026
or	*43026P	or	*43026P
V-8 5.9 L		V-8 361	
1980	43026	1962-1960	42032
or	*43026P	V-8 383	
Monaco		1971-1963	42032
6-Cyl. 225		1961-1960	42032
1978-1977	43025	V-8 400	
V-8 318		1973-1972	42032
1978-1975	43026	V-8 413	
or	*43026P	1965	42032
V-8 360		1962	42032
1978-1972	43026	V-8 426	
or	*43026P	1966-1963; W/O A.C.	42032
V-8 383		V-8 440	
1971-1965	42032	1973-1966	42032
V-8 400		ProMaster	
1978-1972	42032	V-6 3.6 L	
V-8 413		2015-2014	44020
1965	42032	Raider	
V-8 426		4-Cyl. 2.6 L	
1966-1965; W/O A.C.	42032	1989-1987	42216
V-8 440		V-6 3.0 L	
1978-1966	42032	1989	*-43551
		or	*-42162

☆Interference Engine Application.
 *High Performance Pump.
 ♦Does Not Include Back Housing.

*Timing Belt Driven.
 ♦Includes Back Housing.

Application Guide - Passenger Cars & Light Trucks

Application	Part No.	Application	Part No.
Dodge - Continued		Dodge - Continued	
Ram 50 Pickup		Ramcharger - Continued	
4-Cyl. 2.0 L		V-8 400	
1989-1983	42159	1978-1976	42032
1982-1981	42153	1974	42032
4-Cyl. 2.3 L Diesel		V-8 440	
1985-1983	43304	1978-1974	42032
4-Cyl. 2.4 L		Rampage	
1993-1990	42159	4-Cyl. 2.2 L	
4-Cyl. 2.6 L		1984-1982	42029
1989-1986	42216	Royal	
1985; Jan. 1985 & Older	42153	V-8 361	
1985; Feb. 1985 & Newer	42216	1959-1958	42032
1984-1981	42153	V-8 383	
V-6 3.0 L		1959	42032
1991-1990	*❖43551	Royal Monaco	
or	*❖42162	V-8 318	
Ram C/V		1977	43026
V-6 3.6 L		or	*43026P
2014-2012	44020	V-8 360	
Ram Series Pickup		1977-1975	43026
6-Cyl. 5.9 L Diesel		or	*43026P
2009-1999	43526	V-8 400; V-8 440	
1998; W/12-Valve Eng.	41181	1977-1975	42032
1998; W/24-Valve Eng.	43526	Shadow	
1997-1994	41181	4-Cyl. 2.2 L	
6-Cyl. 6.7 L Diesel		1994-1990	42034
2012-2007	42291	1989	42033
V-6 3.6 L		1988-1987	42029
2015-2013	44020	4-Cyl. 2.5 L	
V-6 3.7 L		1994-1990	42034
2012-2002	43263	1989	42033
V-6 3.9 L		1988	42029
2001-1994	43034	V-6 3.0 L	
V-8 4.7 L		1994-1992	*❖42584
2012-2002	43263	or	*❖42162
V-8 5.2 L		Spirit	
2001-1994	43034	4-Cyl. 2.5 L	
V-8 5.7 L		1995-1990	42034
2015-2009	43559	1989	42033
2008-2003	43501	V-6 3.0 L	
V-8 5.9 L		1995-1989	*❖42584
2003-1994	43034	or	*❖42162
V-10 8.0 L		Sprinter	
2003-1994	43547	5-Cyl. 2.7 L Diesel	
Ramcharger		2006-2004 Main	43324
6-Cyl. 3.7 L		2006-2004 Aux.	41520E
1980	43025	2003	43010
6-Cyl. 225		V-6 3.0 L Diesel	
1979-1974	43025	2010-2007	42283
V-8 5.2 L		St. Regis	
1993	43034	6-Cyl. 3.7 L	
1992	43037	1981-1980	43025
1991-1980	43026	6-Cyl. 225	
or	*43026P	1979	43025
V-8 5.9 L		V-8 5.2 L	
1993	43034	1981-1980	43026
1992-1984	43026	or	*43026P
or	*43026P	V-8 5.9 L	
1981-1980	43026	1980	43026
or	*43026P	or	*43026P
V-8 318; V-8 360			
1979-1974	43026		
or	*43026P		

*Timing Belt Driven.
❖Does Not Include Back Housing.

❖Includes Back Housing.
*High Performance Pump.

Application Guide - Passenger Cars & Light Trucks

Passenger Cars & Light Trucks

Application	Part No.	Application	Part No.
Dodge - Continued		Eagle - Continued	
St. Regis - Continued		Summit	
V-8 318; V-8 360 1979	43026 or *43026P	4-Cyl. 1.5 L 1996-1989	42156
Stealth		4-Cyl. 1.8 L 1996-1994	☆*42165
V-6 3.0 L 1996-1991; W/DOHC Eng.	☆*42167	1993-1992	☆*42169
1996-1991; W/SOHC Eng.	*42584 or *42162	4-Cyl. 2.4 L 1996-1993	42166
Stratus		1992	42164
4-Cyl. 2.0 L (Non-US) 2005-2001	☆*41003	Talon	
4-Cyl. 2.0 L 2000-1995	☆*41003	4-Cyl. 1.8 L 1994-1993	42157
4-Cyl. 2.4 L 2006	*41006	4-Cyl. 2.0 L 1998-1995; W/Turbo	42166
2005-2001; W/DOHC Eng.	*41006	1998-1995; W/O Turbo	☆*41003
2005-2001; W/SOHC Eng.	42300	1994-1990	42163
2000-1997	*41006	Vision	
1996-1995; W/Hyd. Tensioner	*42035	V-6 3.3 L (Non-US) 1997	41002
1996-1995; W/Man. Tensioner	*41006	V-6 3.3 L 1996-1993	41002
V-6 2.5 L 2000-1995	☆*42168	V-6 3.5 L 1997; W/3-Bolt Design	*41005
V-6 2.7 L 2006-2001	42041	1997; W/6-Bolt Design	*41070
V-6 3.0 L 2005	☆*43509 or ☆*42168 ☆*43509	1996-1995; W/3-Bolt Design	*41005
SX		1994-1993	*41004
4-Cyl. 2.0 L (Non-US) 2005-2003	☆*41003	Fiat	
4-Cyl. 2.4 L (Non-US) 2005	*43500	124	
T Series Pickup		4-Cyl. 73 1969-1967	42048
6-Cyl. 218 1939	42554	4-Cyl. 88 1973-1971	42048
V Series Pickup		1970-1968; Sedan, Wagon	42048
6-Cyl. 218 1940	42554	4-Cyl. 97 1974	42047
W Series Pickup		4-Cyl. 98 1973-1971	42048
6-Cyl. 218 1947-1946	42554	4-Cyl. 107 1978-1974	42047
1943-1941	42554	128	
6-Cyl. 230; 6-Cyl. 237 1947-1946	42554	4-Cyl. 68 1973; Sedan, Wagon	42046
1943-1942	42554	1972-1971	42046
Wayfarer		4-Cyl. 79 1977-1974	42046
6-Cyl. 230 1952-1949	42554	131	
Eagle		4-Cyl. 107 1978-1975	42047
2000 GTX		Brava	
4-Cyl. 2.0 L (Non-US) 1993; W/DOHC Eng.	42163	4-Cyl. 2.0 L 1981-1980	42047
1993; W/SOHC Eng.	42166	4-Cyl. 107 1978	42047
1992-1991; W/DOHC Eng.	42163	4-Cyl. 122 1979-1978	42047
1992-1991; W/SOHC Eng.	42164	Ducato	
Premier		4-Cyl. 2.0 L Diesel (Non-US) 2004-2001	49013
4-Cyl. 2.5 L 1989-1988	42004		

*High Performance Pump.
*Timing Belt Driven.
*Does Not Include Back Housing.

☆Interference Engine Application.
*Includes Back Housing.

Application Guide - Passenger Cars & Light Trucks

Application	Part No.	Application	Part No.
Fiat - Continued		Ford - Continued	
Scudo		Bronco - Continued	
4-Cyl. 1.9 L Diesel (Non-US); 4-Cyl. 2.0 L Diesel (Non-US) 2006-1999	49013	V-8 289 1968-1966	43049
Spider 2000		V-8 302 1977-1975	43049
4-Cyl. 2.0 L 1982-1980	42047	1974; W/O A.P.	43049
4-Cyl. 122 1979	42047	1973-1969	43049
Strada		V-8 351 1979-1978; W/Windsor Eng.	43044
4-Cyl. 1.5 L 1982-1980; W/Calif. Emission System; W/O A.C. ...	42046	1979-1978; W/Modified Eng.	43041
4-Cyl. 91 1979; W/Calif. Emission System; W/O A.C.	42046	V-8 400 1979-1978	43041
Ulysse		Bronco Compact	
4-Cyl. 2.0 L Diesel (Non-US) 2004-2000	49013	V-6 2.8 L 1985-1984	43046
X1/9		V-6 2.9 L 1990-1986	43054
4-Cyl. 1.5 L 1982-1980; W/Calif. Emission System; W/O A.C. ...	42046	Bronco Full Size	
4-Cyl. 79 1978-1975	42046	6-Cyl. 4.9 L 1990-1987	44007
1974; W/O A.C.	42046	1986-1984	43047
4-Cyl. 91 1979; W/Calif. Emission System; W/O A.C.	42046	V-8 5.0 L 1990-1987	43057
Ford		1986-1984	43044
300		or	*43044P
V-8 406; V-8 427 1963	42552	V-8 5.8 L 1990-1988	43057
Aerostar		1987-1984	43044
4-Cyl. 2.3 L 1987-1986	42060	or	*43044P
V-6 2.8 L 1986	43046	Contour	
V-6 3.0 L 1997-1995	43064	4-Cyl. 2.0 L 2000-1998	41013
1994-1986	43052	1997-1995	42067
V-6 4.0 L 1997-1990	43060	V-6 2.5 L 2000-1995	41011
Aspire		Country Sedan	
4-Cyl. 1.3 L 1997-1994	42128	V-8 351 1974	43044
Bronco		V-8 390 1971	44004
6-Cyl. 4.9 L 1992-1991	44007	V-8 400; V-8 460 1974	43044
1983	43047	Country Squire	
1982-1980	42070	V-8 5.0 L 1991-1989	43058
6-Cyl. 170 1972-1966	42055	1988; Jun. 1988 & Newer	43058
6-Cyl. 200 1974-1973	42055	1988; May 1988 & Older	43050
V-8 5.0 L 1996-1991	43057	1987	43050
1983-1980	43044	V-8 351 1974	43044
or	*43044P	V-8 390 1971	44004
V-8 5.8 L 1996-1991	43057	V-8 400; V-8 460 1974	43044
1983-1982	43044	Courier	
or	*43044P	4-Cyl. 2.0 L 1982-1980	43154
1981-1980; W/Modified Eng.	43041	4-Cyl. 2.3 L 1981	43154
1981-1980; W/Windsor Eng.	43044	4-Cyl. 110 1978-1974	43154
or	*43044P		

*High Performance Pump.

Application Guide - Passenger Cars & Light Trucks

Passenger Cars & Light Trucks

Application	Part No.	Application	Part No.
Ford - Continued		Ford - Continued	
Courier - Continued		E Series Van - Continued	
4-Cyl. 122		V-8 4.6 L	
1979	43154	2014; W/M30 Hub	43504
Crown Victoria		2013-2009	43504
V-8 4.6 L		2008; W/M30 Hub	43504
2011-2003	41118	2008; W/M36 Hub	42574
2002-2001; W/Eng. Oil Cooler	41118	2007-2002	43504
2002-2001; W/O Eng. Oil Cooler	42065	2001-1997	42068
2000-1998	42065	V-8 5.0 L	
1997-1992	42064	1996-1987	43057
Custom		1986-1980	43044
V-8 352; V-8 390; V-8 427		or	*43044P
1964	42552	V-8 5.4 L	
V-8 429		2014-2012	43504
1972-1970	44003	2011; W/M30 Hub	43504
Custom 500		2011; W/M36 Hub	42574
V-8 302 (Non-US); V-8 351 (Non-US)		2010-2009	43504
1979-1978	43044	2008; W/M30 Hub	43504
V-8 351		2008; W/M36 Hub	42574
1977-1975	43044	2007-2003	43504
V-8 400 (Non-US)		2002-1997	42068
1978	43044	V-8 5.8 L	
V-8 400		1996-1988	43057
1977-1975	43044	1987-1982	43044
V-8 429		or	*43044P
1973-1971	44003	1981-1980; W/Modified Eng.	43041
V-8 460 (Non-US)		1981-1980; W/Windsor Eng.	43044
1978	43044	or	*43044P
V-8 460		V-8 6.6 L	
1976-1975	43044	1982-1980	43041
E Series Van		V-8 6.9 L Diesel	
6-Cyl. 4.9 L		1987-1983	44018
1996-1993	44009	V-8 7.3 L Diesel	
1992	44008	1998-1996	45000
1991-1987	44007	1995	45007
1986-1985	43047	1994-1988	44018
1984; W/Dual Rear Wheels	42071	V-8 7.5 L	
1984; W/O Dual Rear Wheels	43047	1996-1995	44024
1983; W/O Dual Rear Wheels	43047	1994-1993; W/2.125" Fan Hub Bolt Circle W/Threaded Mounting Holes	44022
1982-1980	42070	1992; Feb. 2, 1992 & Older	44003
6-Cyl. 144		1992; Feb. 3, 1992 & Newer; W/2.125" Fan Hub Bolt Circle W/Threaded Mounting Holes	44022
1963-1962	42055	1991-1990	44003
6-Cyl. 170		1989-1988; W/Dual Fan Hub Bolt Circles	44023
1970-1968	42055	1989-1988; W/O Dual Fan Hub Bolt Circles	44003
1967-1966; W/O A.P.	42055	1987-1980	44003
1965-1962	42055	V-8 302	
6-Cyl. 240		1979	43044
1974-1973; W/O A.P.	42057	1975-1974; W/A.P.	43077
1972-1965	42057	1975-1974; W/O A.P.	43049
6-Cyl. 300		1973; W/A.P.	43044
1979	42070	1973; W/O A.P.	43049
1978	43044	1972-1968	43049
1977-1976; Ser. No. 080,000 & Before	42057	V-8 351	
1977-1976; Ser. No. 080,001 & After; W/Calif. Emission System	42070	1979-1975	43044
1977-1976; Ser. No. 080,001 & After; W/O Calif. Emission System	42057	V-8 460	
1975; Ser. No. 080,001 & Before	42057	1979-1975	44003
1974-1973; W/O A.P.	42057	V-10 6.8 L	
1972	42057	2011; W/M30 Hub	43504
V-6 4.2 L		2011; W/M36 Hub	42574
2003-1997	43070	1998-1997	42079
		EcoSport	
		4-Cyl. 2.0 L (Non-US)	
		2012	41120

*High Performance Pump.

Application Guide - Passenger Cars & Light Trucks

Passenger Cars & Light Trucks

Application	Part No.	Application	Part No.
Ford - Continued		Ford - Continued	
Edge		Escort - Continued	
4-Cyl. 2.0 L		4-Cyl. 2.0 L - Continued	
2015 Main	41120	1997	☆*42315
2014-2011	41120	4-Cyl. 2.0 L Diesel	
V-6 3.5 L		1987-1984	☆*42059
2016-2015 Main	43318	Excursion	
2014-2011	42044	V-8 5.4 L	
2010-2007	43316	2005-2003	43504
V-6 3.7 L		2002-2000	42068
2014	43318	V-8 6.0 L Diesel	
2013-2011	42044	2005	43541
Elite		2004; Sept. 22, 2003 & Older	41185
V-8 351; V-8 400; V-8 460		2004; Sept. 23, 2003 & Newer	43541
1976-1975	43044	2003	41185
Escape		V-8 7.3 L Diesel	
4-Cyl. 2.0 L		2003-2000	43546
2016-2012	41120	V-10 6.8 L	
2004-2001	41013	2005-2000	42079
4-Cyl. 2.3 L		EXP	
2008	41120	4-Cyl. 1.6 L	
2007 Main	41120	1985-1982	42058
2006-2005	41120	4-Cyl. 1.9 L	
4-Cyl. 2.3 L Electric Assist		1988-1986	42058
2008 Main	41120	Expedition	
2008 Aux.	41515E	V-6 3.5 L	
2007 Main	41120	2015 Main	43308
2007 Aux.	41515E	V-8 4.6 L	
2007 Aux. (To Cab)	41525E	2004-2003	43504
2006-2005 Main	41120	2002-1997	42068
2006-2005 Aux.	41515E	V-8 5.4 L	
4-Cyl. 2.5 L		2014-2010	41085
2016-2010	41120	2009	43504
2009 Main	41120	2008-2007; W/M30 Hub	43504
2009 Aux.	41514E	2008-2007; W/M36 Hub	42574
4-Cyl. 2.5 L Electric Assist		2006-2003	43504
2012-2009 Main	41120	2002-1997	42068
2012-2009 Hybrid Drive (From Reservoir)	41516E	Explorer	
2012-2009 Aux. (Heater)	41514E	4-Cyl. 2.0 L	
V-6 3.0 L		2015-2011	41120
2012-2009	❖41083BHWT	V-6 3.5 L	
or	❖41083	2016-2013	43318
2008-2007	43230BH	2012; Jan. 1, 2012 & Older	42044
2006; Intake Camshaft Driven	43505	2012; Jan. 2, 2012 & Newer	43318
2006; Exhaust Camshaft Driven	43230BH	2011	42044
2005-2004	43505	V-6 4.0 L	
2003; Apr. 1, 2003 & Older	41011	2010-2006	43279
2003; Apr. 2, 2003 & Newer	43505	2005; Sport	43279
2002-2001	41011	2004-2001	43279
Escort		2000-1997; W/O.H.V. Eng.	43060
4-Cyl. 1.6 L (Non-US)		2000-1997; W/SOHC Eng.	43279
1994-1993	49009	1996-1991	43060
4-Cyl. 1.6 L		V-8 4.6 L	
1985-1981	42058	2010-2002	41119
4-Cyl. 1.8 L		V-8 5.0 L	
1996-1991	42131	2001-1996	43068
4-Cyl. 1.9 L		Explorer Sport Trac	
1996-1992; W/Round Tooth Sprockets	*42063	V-6 4.0 L	
1991; Mar. 25, 1991 & Older; W/Square Tooth Sprockets	*42062	2010-2007	43279
1991; Mar. 26, 1991 & Newer; W/Round Tooth Sprockets	*42063	2005-2001	43279
1990-1985	42058	V-8 4.6 L	
4-Cyl. 2.0 L		2010-2007	41119
2002-1998; W/SOHC Eng.	☆*42315		
2002-1998; W/DOHC Eng.	41013		

 ❖Includes Back Housing.
 *Timing Belt Driven.

 ❖Does Not Include Back Housing.
 ☆Interference Engine Application.

Application Guide - Passenger Cars & Light Trucks

Passenger Cars & Light Trucks

Application	Part No.	Application	Part No.
Ford - Continued		Ford - Continued	
F Series Pickup		F Series Pickup - Continued	
6-Cyl. 4.9 L		V-8 5.8 L	
1996-1993	44009	1997-1988	43057
1992-1987	44007	1987-1982	43044
1986-1985	43047	or	*43044P
1984; W/Dual Rear Wheels	42071	1981-1980; W/Modified Eng.	43041
1984; W/O Dual Rear Wheels	43047	1981-1980; W/Windsor Eng.	43044
1983	43047	or	*43044P
1982-1980	42070	V-8 6.2 L	
6-Cyl. 240		2014-2010	43422
1977-1974	43044	V-8 6.6 L	
1972-1965	42057	1982-1980	43041
6-Cyl. 300		V-8 6.9 L Diesel	
1979-1978	42070	1987-1983	44018
1977; Ser. No. 080,000 & Before	42057	V-8 7.3 L Diesel	
1977; Ser. No. 080,001 & After; W/Calif. Emission System	42070	1997-1996	45000
1977; Ser. No. 080,001 & After; W/O Calif. Emission System	42057	1995	45007
1976-1975; Ser. No. 080,001 & Before	42057	1994; Eng. VIN F	45007
1974-1973; W/O A.P.	42057	1994; Eng. VIN K, M	44018
1972-1965	42057	1993-1988	44018
V-6 3.5 L		V-8 7.5 L	
2017-2015; W/Turbo	43308	1997-1995	44024
2014-2011	43308	1994-1993; W/2.125" Fan Hub Bolt Circle W/Threaded Mounting Holes; W/5.62" Hub Height	44022
V-6 3.8 L		1992; Feb. 2, 1992 & Older	44003
1983-1982	43043	1992; Feb. 3, 1992 & Newer; W/2.125" Fan Hub Bolt Circle W/Threaded Mounting Holes; W/5.62" Hub Height	44022
V-6 4.2 L		1991-1990	44003
2008-1997	43070	1989-1988; W/Dual Fan Hub Bolt Circles	44023
V-8 4.2 L		1989-1988; W/O Dual Fan Hub Bolt Circles	44003
1982-1981	43044	1987-1983	44003
or	*43044P	V-8 302	
V-8 4.6 L		1979-1969	43044
2010	43504	V-8 351	
2009-2007; W/M30 Hub	43504	1979-1977; W/Modified Eng.	43041
2009-2007; W/M36 Hub	42574	1979-1977; W/Windsor Eng.	43044
2006-2003	43504	V-8 352	
2002-1997	42068	1967-1965	44004
V-8 5.0 L		V-8 360; V-8 390	
2016-2015	43016	1976-1968	44004
2014; W/6-Ribbed Belt	43014	V-8 400	
2014; W/4-Ribbed Belt	43016	1979-1977	43041
2013-2011	43014	V-8 460	
1996-1987	43057	1979-1973	44003
1986-1980	43044	Fairlane	
or	*43044P	6-Cyl. 170	
V-8 5.4 L		1967-1962	42055
2010	41085	6-Cyl. 200	
2009	43504	1968-1963	42055
2008-2007; W/M30 Hub	43504	V-8 221	
2008-2007; W/M36 Hub	42574	1963-1962	43072
2006-2005	43504	V-8 260	
2004-2003 Main; W/Supercharger	41121	1964-1963	43072
2004-2003 Main; W/O Supercharger	43504	V-8 289	
2004-2003 Aux. (Intercooler)	41518E	1968-1967	43049
2002 Main; W/Supercharger	41121	1966-1965; W/Aluminum W.P.	43072
2002 Main; W/O Supercharger	42068	1966-1965; W/Cast Iron W.P.	43049
2002 Aux. (Intercooler)	41518E	1964-1963	43072
2001 Main; Exc. Lightning	42068	V-8 302	
2001 Main; Lightning; Nov. 9, 2000 & Older	42081	1969-1968	43049
2001 Aux. (Intercooler)	41518E	V-8 351	
2001 Main; Lightning; Nov. 10, 2000 & Newer	41121	1969	43049
2000-1999 Main; Lightning	42081		
2000-1999 Main; Exc. Lightning	42068		
2000-1999 Aux. (Intercooler)	41518E		
1998-1997	42068		

*High Performance Pump.

Application Guide - Passenger Cars & Light Trucks

Application	Part No.	Application	Part No.
Ford - Continued		Ford - Continued	
Fairlane - Continued		Focus	
V-8 352		4-Cyl. 2.0 L	
1961	42552	2016-2005	41120
V-8 390		2004; W/DOHC Eng.; Apr. 3, 2004 & Older	41013
1970-1966	44004	2004; W/DOHC Eng.; Apr. 4, 2004 & Newer	41120
1964	42552	2004; W/SOHC Eng.	☆❖42294
1961	42552	2003-2000; W/DOHC Eng.	41013
V-8 428		2003-2000; W/SOHC Eng.	☆❖42294
1969	44004	4-Cyl. 2.3 L	
Fairmont		2007-2003	41120
4-Cyl. 2.3 L		Freestar	
1983	42060	V-6 3.9 L; V-6 4.2 L	
6-Cyl. 3.3 L		2007-2004	43069
1983-1980	42054	Fusion	
6-Cyl. 200		4-Cyl. 2.0 L	
1979-1978	42054	2016-2013	41120
6-Cyl. 250 (Non-US)		4-Cyl. 2.3 L	
1978	42054	2009-2006	41120
V-8 4.2 L		4-Cyl. 2.5 L	
1982-1980	43044	2016-2010	41120
	or	4-Cyl. 2.5 L Electric Assist	
V-8 302		2012-2010 Main	41120
1979-1978	43044	V-6 3.0 L	
Falcon		2012-2010	❖41083BHWT
6-Cyl. 144			or
1964	42055	2009-2006	❖41083
6-Cyl. 170		V-6 3.5 L	43230BH
1969-1961	42055	2012-2010	43316
6-Cyl. 200		Galaxie	
1970-1964	42055	V-8 302	
V-8 260		1969-1968; Wagon	43049
1964-1963	43072	V-8 351	
V-8 289		1969; Wagon	43049
1968-1965; W/Aluminum W.P.	43072	V-8 352	
1968-1965; W/Cast Iron W.P.	43049	1964-1961	42552
V-8 302		V-8 390	
1970-1968	43049	1970-1968; Wagon	44004
Falcon Ranchero		1964-1961	42552
6-Cyl. 144		V-8 406	
1963-1960	42055	1963-1962	42552
6-Cyl. 170		V-8 427	
1965-1962	42055	1964-1963	42552
6-Cyl. 200		V-8 428	
1965-1964	42055	1969; Wagon	44004
V-8 260		V-8 429	
1964-1963; W/Aluminum W.P.	43072	1970	44003
V-8 289		Galaxie 500	
1965; W/Aluminum W.P.	43072	V-8 351; V-8 400	
1965; W/Cast Iron W.P.	43049	1974	43044
Festiva		V-8 429	
4-Cyl. 1.3 L		1973-1971	44003
1993-1988	42128	V-8 460	
Fiesta		1974	43044
4-Cyl. 1.6 L		Gran Torino	
1980	41082	6-Cyl. 250; V-8 302	
4-Cyl. 98		1974	43044
1979-1978	41082	V-8 351	
Flex		1976-1974	43044
V-6 3.5 L		1973-1972	43041
2016-2012	43318	V-8 400; V-8 460	
2010-2009	43316	1976-1974	43044

❖High Performance Pump.
 ❖Timing Belt Driven.
 ❖Does Not Include Back Housing.

☆Interference Engine Application.
 ❖Includes Back Housing.

Application Guide - Passenger Cars & Light Trucks

Passenger Cars & Light Trucks

Application	Part No.	Application	Part No.
Ford - Continued		Ford - Continued	
Granada		Ltd - Continued	
6-Cyl. 3.3 L		V-8 302 - Continued	
1982-1981	42054	1978	43044
6-Cyl. 200		or	*43044P
1975; W/O A.C.; Apr. 12, 1975 & Older	42055	1977	43044
V-6 3.8 L		1969-1968; Wagon	43049
1982	43043	V-8 351	
V-8 4.2 L		1978; W/Modified Eng.	43041
1981-1980	43044	1978; W/Windsor Eng.	43044
or	*43044P	1977-1974	43044
V-8 5.0 L		1969; Wagon	43049
1980	43044	V-8 390	
or	*43044P	1970-1968; Wagon	44004
V-8 302		V-8 400	
1979-1975	43044	1978	43041
V-8 351		1976-1974	43044
1977-1975	43044	V-8 428	
Grand Marquis		1969; Wagon	44004
V-8 4.6 L (Non-US)		V-8 429	
2010-2003	41118	1973-1970	44003
2002-2001; W/Eng. Oil Cooler	41118	V-8 460	
2002-2001; W/O Eng. Oil Cooler	42065	1978	44003
2000-1998	42065	1976-1974	43044
1997-1992	42064	Ltd Crown Victoria	
Lobo		V-8 5.0 L	
V-8 4.6 L (Non-US)		1991-1989	43058
2008-2007; W/M36 Hub	42574	1988; May 1988 & Older	43050
2008-2007; W/M30 Hub	43504	1988; Jun. 1988 & Newer	43058
2006-2005	43504	1987	43050
V-8 5.4 L (Non-US)		V-8 5.8 L	
2008-2007; W/M36 Hub	42574	1991-1987	43050
2008-2007; W/M30 Hub	43504	Ltd II	
2006-2004	43504	V-8 302	
2003; Lightning	41121	1979	43058
2002; Exc. Lightning	42068	1978-1977	43044
2002; Lightning	41121	V-8 351	
2001; Exc. Lightning	42068	1979-1977	43044
2001; Lightning; Nov. 9, 2000 & Older	42081	V-8 400	
2001; Lightning; Nov. 10, 2000 & Newer	41121	1978-1977	43044
Ltd		Marauder	
4-Cyl. 2.3 L		V-8 4.6 L (Non-US)	
1986-1983	42060	2004-2003	41118
6-Cyl. 3.3 L		Maverick	
1983	42054	6-Cyl. 170	
V-6 3.8 L		1972-1969	42055
1986-1983	43043	6-Cyl. 200	
V-8 4.2 L		1975; W/O A.C.; Apr. 12, 1975 & Older	42055
1982-1981; W/Police, Taxi or Trlr. Tow Pkg.	43050	1974-1969	42055
1982-1981; W/O Police, Taxi or Trlr. Tow Pkg.	43058	V-8 302	
V-8 5.0 L		1977-1974	43044
1986	43050	Meteor	
1985-1980; W/Police, Taxi or Trlr. Tow Pkg.	43050	V-8 351 (Non-US); V-8 400 (Non-US); V-8 460 (Non-US)	
1985-1980; W/O Police, Taxi or Trlr. Tow Pkg.	43058	1976-1974	43044
V-8 5.8 L (Non-US)		Mustang	
1982; W/Police, Taxi or Trlr. Tow Pkg.	43050	4-Cyl. 2.3 L	
1982; W/O Police, Taxi or Trlr. Tow Pkg.	43058	1993-1983	42060
V-8 5.8 L		6-Cyl. 3.3 L	
1986	43050	1982-1980	42054
1985-1983; W/Police, Taxi or Trlr. Tow Pkg.	43050	6-Cyl. 200	
1985-1983; W/O Police, Taxi or Trlr. Tow Pkg.	43058	1970-1964	42055
1981-1980; W/Police, Taxi or Trlr. Tow Pkg.	43050		
1981-1980; W/O Police, Taxi or Trlr. Tow Pkg.	43058		
V-8 302			
1979	43058		

*High Performance Pump.

Application Guide - Passenger Cars & Light Trucks

Application	Part No.	Application	Part No.
Ford - Continued		Ford - Continued	
Mustang - Continued		P Series Van	
V-6 3.8 L		6-Cyl. 144; 6-Cyl. 170	
2004-1996	43067	1967-1966	42055
1995-1994	43062	1965-1960; P100	42055
1986-1983	43043	6-Cyl. 240	
V-6 3.9 L		1972-1965	42057
2004	43067	6-Cyl. 300	
V-6 4.0 L		1976-1975	42057
2010-2005	43279	1974-1973; W/O A.P.	42057
V-8 4.2 L		1972-1965	42057
1982-1980; W/3.5" Dia. 6-Vane Impeller	43264	Pinto	
V-8 4.6 L		4-Cyl. 98	
2009-2005	42107	1973-1971	42050
2004-2003 Main; W/65mm From Block To Pulley Surface	41118	Police Interceptor Sedan	
2004-2003 Main; W/87mm From Block To Pulley Surface	42080	V-6 3.5 L	
2004-2003 Aux. (Intercooler)	41518E	2015-2013	43318
2002-2001; W/65mm From Block To Pulley Surface	41118	V-6 3.7 L	
2002-2001; W/87mm From Block To Pulley Surface	42080	2016-2013	43318
2000; W/87mm From Block To Pulley Surface	42080	Police Interceptor Utility	
2000; W/65mm From Block To Pulley Surface	41118	V-6 3.5 L	
1999	42080	2016-2015	43318
1998-1996	42065	V-6 3.7 L	
V-8 5.0 L		2016-2013	43318
2016-2015	43016	Probe	
2014-2011	43014	4-Cyl. 2.0 L	
1995-1994	43065	1997-1993	42135
1993-1986	43272	4-Cyl. 2.2 L	
or	*43272P	1992-1989	☆*42129
1985-1984; W/3.5" Dia. 6-Vane Impeller	43264	V-6 2.5 L	
1985-1984; W/4.4" Dia. 8-Vane Impeller	43053	1997-1995; W/32mm Dia. Pulley Pilot	42137
1983-1982; W/3.5" Dia. 6-Vane Impeller	43264	1994-1993; W/16mm Dia. Pulley Pilot	42136
V-8 5.2 L		1994-1993; W/32mm Dia. Pulley Pilot	42137
2016	43016	V-6 3.0 L	
V-8 289		1992-1990	42074
1968-1965; W/Aluminum W.P.	43072	Ranch Wagon	
1968-1965; W/Cast Iron W.P.	43049	V-8 351; V-8 400; V-8 460	
V-8 302		1974	43044
1979	43044	Ranchero	
1973	43044	6-Cyl. 200	
or	*43044P	1968-1966	42055
1972-1970	43044	V-8 289	
1969-1968	43049	1968	43049
V-8 351		1967; W/Cast Iron W.P.	43049
1973-1970	43041	1966; W/Aluminum W.P.; W/O A.P.	43072
1969; W/Windsor Eng.	43049	1966; W/Cast Iron W.P.	43049
V-8 390		V-8 302	
1968-1967	44004	1979-1977	43044
V-8 427		1974-1973	43044
1968	44004	1969	43049
V-8 428		V-8 351	
1970	44004	1979; W/Cleveland Eng.	43041
Mustang II		1979; W/Windsor Eng.	43044
V-8 302		1978-1977	43044
1978-1977	43044	1975-1974	43044
1976; Mar. & Older	43076	1969; W/Windsor Eng.	43049
1975	43076	V-8 390	
Mystique		1969-1967	44004
V-6 2.5 L (Non-US)		V-8 400	
2000-1999	41011	1978-1977	43041
1998	42065	1976-1974	43044
1997-1995	41011	V-8 428	
		1969	44004

*High Performance Pump.
*Timing Belt Driven.

☆Interference Engine Application.

Application Guide - Passenger Cars & Light Trucks

Passenger Cars & Light Trucks

Application	Part No.	Application	Part No.
Ford - Continued		Ford - Continued	
Ranchero - Continued		Super Duty Pickup - Continued	
V-8 460		V-8 7.3 L Diesel	
1976-1975	44003	2003-1999	43546
Ranger		1997-1996	45000
4-Cyl. 2.0 L		1995	45007
1988-1983	42060	1994; Eng. VIN F	45007
4-Cyl. 2.3 L		1994; Eng. VIN K, M	44018
2011-2001	41120	1993-1988	44018
1997-1995	42066	V-8 7.5 L	
1994-1983	42060	1997-1995	44024
4-Cyl. 2.5 L		1994-1993	44022
2001-1998	42066	1992; Feb. 2, 1992 & Older	44003
V-6 2.8 L		1992; Feb. 3, 1992 & Newer	44022
1985-1983	43046	1991-1989	44003
V-6 2.9 L		1988; W/Dual Fan Hub Bolt Circles	44023
1992-1986	43054	1988; W/O Dual Fan Hub Bolt Circles	44003
V-6 3.0 L		V-10 6.8 L	
2008-1995	43064	2014	42574
1994-1991	43052	2010-2009; W/M30 Hub	43504
V-6 4.0 L		2010-2009; W/M36 Hub	42574
2011-2001	43279	2008-1999	42079
2000-1990	43060	Super Duty Van	
Sable		6-Cyl. 4.9 L	
V-6 3.0 L (Non-US)		1996	44009
2001; W/24-Valve Eng.	41011	V-6 4.2 L	
2001; W/12-Valve Eng.	43063	2003-2001	43070
2000-1996; W/DOHC Eng.	42334	V-8 4.6 L	
2000-1996; W/O.H.V. Eng.	43063	2014	43504
V-6 3.8 L (Non-US)		2008	43504
1995	43061	2006	43504
Special Service Police Sedan		2004-2003	43504
4-Cyl. 2.0 L		V-8 5.4 L	
2016-2015	41120	2016-2014; W/M30 Hub	43504
Super Duty Pickup		2013-2003	43504
V-8 4.6 L (Non-US)		2002-1997	42068
2005-2003	43504	V-8 5.8 L	
2002-2000	42068	1996	43057
V-8 5.4 L		V-8 6.0 L Diesel	
2010-2007; W/M30 Hub	43504	2011-2005	43541
2010-2007; W/M36 Hub	42574	2004; Sept. 22, 2003 & Older	41185
2006-2003	43504	2004; Sept. 23, 2003 & Newer	43541
2002-1999	42068	V-8 7.3 L Diesel	
V-8 6.0 L Diesel		2003-1999	43546
2007-2005	43541	1998-1996	45000
2004; Sept. 22, 2003 & Older	41185	V-8 7.5 L	
2004; Sept. 23, 2003 & Newer	43541	1996	44024
2003	41185	V-10 6.8 L	
V-8 6.2 L		2016-2015; W/M36 Hub	42079
2016-2011	43422	2014-2012; W/M36 Hub	42574
V-8 6.4 L Diesel		2011-2010; W/M30 Hub	43504
2010-2008 Main	42025	2011-2010; W/M36 Hub	42574
2010-2008 Aux.	41507E	2009-1997	42079
V-8 6.7 L Diesel		Taurus	
2016 Main	45012	4-Cyl. 2.0 L	
2016 Aux. (EGR Cooler); W/H.D. Alt.	43328BH	2016-2013	41120
2016 Aux. (EGR Cooler); W/Dual Alts.	43327BH	4-Cyl. 2.5 L	
2015 Main	45012	1991-1990	41092
2015 Aux. (EGR Cooler); W/Dual Alts.	43327BH	1989; W/5/8" Pilot Shaft; Jan. 1989 & Older	41010
2015 Aux. (EGR Cooler); W/H.D. Alt.	43328BH	1989; W/3/4" Pilot Shaft	41092
2014-2011 Main	45012	1988-1986; W/3/4" Pilot Shaft	41092
2014-2011 Aux. (EGR Cooler); W/H.D. Alt.	43328BH	1988-1986; W/5/8" Pilot Shaft	41010
2014-2011 Aux. (EGR Cooler); W/Dual Alts.	43327BH	V-6 3.0 L	
		2007-2006	43063
		2005-2004; W/DOHC Eng.	43505
		2005-2004; W/O.H.V. Eng.	43063

Application Guide - Passenger Cars & Light Trucks

Application	Part No.	Application	Part No.
Ford - Continued		Ford - Continued	
Taurus - Continued		Thunderbird - Continued	
V-6 3.0 L - Continued		V-8 5.0 L - Continued	
2003; W/DOHC Eng.; Apr. 1, 2003 & Older	41011	1981-1980	43058
2003; W/DOHC Eng.; Apr. 2, 2003 & Newer	43505	V-8 302; V-8 351	
2003; W/O.H.V. Eng.	43063	1979-1977	43044
2002-2001; W/DOHC Eng.	41011	V-8 390	
2002-2001; W/O.H.V. Eng.	43063	1968-1965	44004
2000-1996; W/DOHC Eng.	42334	1963-1961	42552
2000-1996; W/O.H.V. Eng.	43063	V-8 400	
1995; W/SHO Eng.	43087	1978-1977	43044
1995; W/O SHO Eng.	43063	V-8 427	
1994-1989; W/SHO Eng.	43087	1963	42552
1994-1989; W/O SHO Eng.	43051	V-8 428	
1988-1986	43051	1966	44004
V-6 3.5 L		V-8 429	
2016-2013; W/SHO Eng.	43318	1970	44003
2016-2013; W/O SHO Eng.	42044	V-8 460	
2012-2011; W/SHO Eng.	43318	1976-1974	43044
2012-2011; W/O SHO Eng.; Feb. 8, 2011 & Older ..	43316	1972	44003
2012-2011; W/O SHO Eng.; Feb. 9, 2011 & Newer ..	42044		
2010; W/SHO Eng.	43318	Torino	
2010; W/O SHO Eng.	43316	6-Cyl. 200	
2009-2008	43316	1968	42055
V-6 3.8 L		V-8 289	
1995-1994	43061	1968	43049
1993-1988	43055	V-8 302	
V-8 3.4 L		1974	43044
1999-1996	43131	1969-1968	43049
Taurus X		V-8 351	
V-6 3.5 L		1976-1974	43044
2009-2008	43316	1969; W/Windsor Eng.	43049
Tempo		V-8 390	
4-Cyl. 2.0 L Diesel		1969-1968	44004
1986-1984	☆*42059	V-8 400	
4-Cyl. 2.3 L		1976-1974	43044
1994-1992	41010	V-8 428	
1991-1984	41009	1969-1968	44004
Thunderbird		V-8 429	
4-Cyl. 2.3 L		1970	44003
1988-1983	42060	V-8 460	
6-Cyl. 3.3 L		1976-1974	43044
1982-1980	42054	Transit	
V-6 3.8 L		V-6 3.5 L	
1997-1996	43067	2016-2014	43308
1995-1994; W/Supercharger	43082	Transit Connect	
1995-1994; W/O Supercharger	43062	4-Cyl. 2.0 L	
1993-1989; W/Supercharger	43082	2012-2010	41120
1993-1989; W/O Supercharger	43056	4-Cyl. 2.5 L	
1988	43056	2016-2014	41120
1987-1982	43043	Vagoneta	
V-8 3.9 L		4-Cyl. 1.9 L (Non-US)	
2005-2003	43503	1997-1996; W/Round Tooth Sprockets	*42063
2002 Main	43503	Windstar	
2002 Aux.	41528E	V-6 3.0 L	
V-8 4.2 L		2000-1995	43063
1982-1980	43058	V-6 3.8 L	
V-8 4.6 L		2003-1996	43069
1997-1994	42065	1995	43061
V-8 5.0 L		ZX2	
1993-1991	43066	4-Cyl. 2.0 L	
1988-1986	43272	2003	41013
or	*43272P		
1985	43050		
1984-1983	43058		

☆Interference Engine Application.
*High Performance Pump.

*Timing Belt Driven.

Application Guide - Passenger Cars & Light Trucks

Passenger Cars & Light Trucks

Application	Part No.	Application	Part No.
Freightliner		GMC - Continued	
Sprinter		C & K Series Pickup - Continued	
4-Cyl. 2.1 L Diesel 2014 Aux.	41510E	V-6 4.3 L 1998-1996	43315 43114
5-Cyl. 2.7 L Diesel 2006-2004 Main	43324	1995-1988	43099
2006-2004 Aux.	41520E	1986-1985	or *43099P
V-6 3.0 L Diesel 2012	42283	V-8 5.0 L 1999-1996	43315
2007	42283	1995-1988	43114
Geo		1986-1980	43099
Metro		or *43099P	
3-Cyl. 1.0 L 1997-1989	42212	V-8 5.7 L 2000-1996	43315
4-Cyl. 1.3 L (Non-US) 1994-1992	42212	1995-1993	43114
4-Cyl. 1.3 L 1997-1995	42212	1992: W/5.8" Hub Height	43118
Prizm		1992: W/6.9" Hub Height	43114
4-Cyl. 1.6 L 1997-1993	42319	1991-1988	43114
1992-1990; W/1-Piece Valve Cover	41097	1986-1980	43099
1992-1990; W/3-Piece Valve Cover	42237	or *43099P	
1989	41097	V-8 5.7 L Diesel 1981-1980; W/A.C.	43100
4-Cyl. 1.8 L 1997-1993	42245	1981-1980; W/O A.C.	43107
Spectrum		V-8 6.2 L Diesel 1993-1988	44100
4-Cyl. 1.5 L 1989	☆*41052	1986-1982	44099
Storm		V-8 6.5 L Diesel 2002-2000	44056
4-Cyl. 1.6 L 1993-1992	☆*41054	1999; W/Pulley & Thread-On Fan Clutch	44056
1991-1990; W/DOHC Eng.	☆*41053	1999; W/Standard Hub For Bolt-On Pulley & Fan Clutch	44042
1991-1990; W/SOHC Eng.	☆*41054	1998-1997	44042
4-Cyl. 1.8 L 1993-1992	*41054	1996; W/Dual Thermostats	44042
Tracker		1996; W/Single Thermostat	44100
4-Cyl. 1.6 L 1997-1990	42284	1995-1992	44100
1989; Early; W/4 Threaded Mounting Bosses	42284	V-8 6.6 L (Non-US) 1981	43099
1989; Late; W/5 Threaded Mounting Bosses	42284	or *43099P	
GMC		V-8 6.6 L 1980	43099
Acadia		or *43099P	
V-6 3.6 L 2015-2007	43530	V-8 7.4 L 2000-1988	44030
C & K Series Pickup		1986-1980	44027
6-Cyl. 4.1 L 1984-1980	42085	or *44027P	
6-Cyl. 4.8 L 1986-1980	42089	V-8 8.1 L 2002-2001	44089
6-Cyl. 230 1966-1964	42082	V-8 283 1967	43106
6-Cyl. 250 1979-1978	42085	or *43106P	
1977-1975	42086	V-8 305 1979-1977	43099
1974-1966	42082	or *43099P	
6-Cyl. 292 1979-1978	42089	V-8 307 1973	43101
1977-1975	42090	1972-1968	43106
1974-1966	43283	or *43106P	
		V-8 327 1968-1967	43106
		or *43106P	
		V-8 350 1979-1977	43099
		or *43099P	
		1976-1973	43101
		1972-1969	43106
		or *43106P	

☆Interference Engine Application.
*High Performance Pump.

*Timing Belt Driven.

Application Guide - Passenger Cars & Light Trucks

Passenger Cars & Light Trucks

Application	Part No.	Application	Part No.
GMC - Continued		GMC - Continued	
C & K Series Pickup - Continued		Envoy - Continued	
V-8 350 Diesel		V-8 5.3 L	
1979; W/A.C.	43100	2009-2007	45010
1979; W/O A.C.	43107	2006-2004	45006
1978	43100	2003; May Require Thermostat/Housing Replacement	45005
V-8 396		G Series Van	
1970-1968	44088	4-Cyl. 153	
V-8 400		1964	42098
1979-1977	43099	6-Cyl. 4.1 L	
or	*43099P	1984-1980	42085
1976-1975	43101	6-Cyl. 194	
V-8 402		1966-1965	42098
1972-1971	44088	6-Cyl. 230	
V-8 454		1969-1966	42082
1979-1973	44027	6-Cyl. 250	
or	*44027P	1979-1978	42085
Caballero		1977-1975	42086
V-6 3.8 L		1974-1967	42082
1984-1983; Eng. VIN 9	43099	6-Cyl. 292	
or	*43099P	1978	42089
1984-1983; Eng. VIN A	43094	1977-1975	42090
1982-1980; Eng. VIN A	43094	1974	43283
1982-1980; Eng. VIN K	43099	V-6 4.3 L	
or	*43099P	1996; W/Bolt-On Fan Clutch	43114
V-6 4.3 L		1996; W/Screw-On Fan Clutch	43315
1987-1985	43099	1995-1987	43114
or	*43099P	1986-1985	43099
V-6 200		or	*43099P
1979-1978	43099	V-8 5.0 L	
or	*43099P	1995-1987	43114
V-6 231		1986-1980	43099
1979-1978	43094	or	*43099P
V-8 4.4 L		V-8 5.7 L	
1982-1980	43099	1996-1987	43114
or	*43099P	1986-1980	43099
V-8 5.0 L		or	*43099P
1987-1980	43099	V-8 6.2 L Diesel	
or	*43099P	1993-1983	44099
V-8 5.7 L Diesel		V-8 6.5 L Diesel	
1984-1983	43100	1996-1994	44100
V-8 267		V-8 6.6 L	
1979	43099	1980	43099
or	*43099P	or	*43099P
V-8 305; V-8 350		V-8 7.4 L	
1979-1978	43099	1996-1988	44030
or	*43099P	V-8 283	
Canyon		1967	43106
4-Cyl. 2.8 L		or	*43106P
2006-2004	41122	V-8 305	
4-Cyl. 2.9 L		1979-1977	43099
2012-2007	41122	or	*43099P
5-Cyl. 3.5 L		V-8 307	
2006-2004	41122	1973	43101
5-Cyl. 3.7 L		1972; W/Threaded Power Steering Boss	43099
2012-2007	41122	or	*43099P
V-6 3.6 L		1972; W/O Threaded Power Steering Boss	43101
2015	43530	1971-1968	43106
V-8 5.3 L		or	*43106P
2012-2009	45010	V-8 350	
Envoy		1979-1977	43099
6-Cyl. 4.2 L		or	*43099P
2009-2002	41122	1976-1973	43101
		1972; W/Threaded Power Steering Boss	43099
		or	*43099P
		1972; W/O Threaded Power Steering Boss	43101

*High Performance Pump.

Application Guide - Passenger Cars & Light Trucks

Application	Part No.	Application	Part No.
GMC - Continued		GMC - Continued	
G Series Van - Continued		P Series Van	
V-8 350 - Continued		4-Cyl. 3.9 L Diesel	
1971-1970	43106	1991-1989	41181
or	*43106P	4-Cyl. 153	
V-8 400		1965-1963	42082
1979-1977	43099	6-Cyl. 4.8 L	
or	*43099P	1989-1980	42089
1976-1975	43101	6-Cyl. 194	
Jimmy		1966	42082
6-Cyl. 4.1 L		6-Cyl. 230	
1982-1980	42085	1969-1963	42082
6-Cyl. 250		6-Cyl. 250	
1979-1978	42085	1974-1966	42082
1977-1975	42086	6-Cyl. 292	
1974-1970	42082	1979-1978	42089
V-6 4.3 L (Non-US)		1977-1975	42090
2005-2002	43315	1974-1966	43283
V-6 4.3 L		V-6 4.3 L	
2001-1996	43315	1999-1996	43315
1995-1992	43114	1995-1990	43099
V-8 5.0 L; V-8 5.7 L		or	*43099P
1982-1980	43099	V-8 5.7 L	
or	*43099P	1999-1996	43315
V-8 6.2 L Diesel		1995-1980	43099
1982	44099	or	*43099P
V-8 305		V-8 6.2 L Diesel	
1979-1977	43099	1993-1982	44099
or	*43099P	V-8 6.5 L Diesel	
V-8 307		1999	44056
1973	43101	1998-1997	44042
1972-1970	43106	1996-1994	44100
or	*43106P	V-8 7.4 L	
V-8 350		1999-1998	44030
1979-1977	43099	1997-1996; Eng. VIN J	44027
or	*43099P	or	*44027P
1976-1973	43101	1997-1996; Eng. VIN N	44030
1972-1970	43106	1995-1980	44027
or	*43106P	or	*44027P
V-8 400		V-8 307	
1979-1977	43099	1973	43101
or	*43099P	1972-1968	43106
1976-1975	43101	or	*43106P
Jimmy Compact		V-8 350	
4-Cyl. 2.0 L		1979-1977	43099
1984-1983	42088	or	*43099P
4-Cyl. 2.5 L		1976-1973	43101
1988-1987	42094	1972; Long Pump	43101
1986-1985	42092	1972; Short Pump	43106
V-6 2.8 L		or	*43106P
1989-1987	43116	1971-1969	43106
1986-1983	43095	or	*43106P
V-6 4.3 L		V-8 454	
1991-1988	43114	1979-1973	44027
Jimmy Full Size		or	*44027P
V-8 5.0 L		R & V Series Pickup	
1987-1983	43099	6-Cyl. 4.8 L	
or	*43099P	1988-1987	42089
V-8 5.7 L		V-6 4.3 L; V-8 5.0 L	
1991-1989	43114	1987	43099
1988-1983	43099	or	*43099P
or	*43099P	V-8 5.7 L	
V-8 6.2 L Diesel		1991-1987	43099
1991-1983	44099	or	*43099P
		V-8 6.2 L Diesel	
		1991-1987	44099
		V-8 7.4 L	
		1991-1987	44027

*High Performance Pump.

Application Guide - Passenger Cars & Light Trucks

Passenger Cars & Light Trucks

Application	Part No.	Application	Part No.
GMC - Continued		GMC - Continued	
R & V Series Pickup - Continued		Sierra Series Pickup - Continued	
V-8 7.4 L - Continued	or *44027P	V-8 4.8 L; V-8 5.3 L - Continued	
S Series Pickup		2003-1999; May Require Thermostat/Housing Replacement	45005
4-Cyl. 2.0 L		V-8 6.0 L	
1984-1983	42088	2015-2007	45010
4-Cyl. 2.5 L		2006-2004	45006
1990-1987	42094	2003-1999; May Require Thermostat/Housing Replacement	45005
1986-1985	42092	V-8 6.0 L Electric Assist	
V-6 2.8 L		2013-2009 Main	45010
1990-1987	43116	V-8 6.2 L	
1986-1982	43095	2013-2007	45010
V-6 4.3 L		V-8 6.5 L Diesel	
1990-1988	43114	1999; W/Pulley & Thread-On Fan Clutch	44056
Safari		1999; W/Standard Hub For Bolt-On Pulley & Fan Clutch	44042
4-Cyl. 2.5 L		V-8 6.6 L Diesel	
1990-1987	42094	2015-2011	43274BH
1986-1985	42092	2010-2006	43273
V-6 4.3 L		2005-2001	❖42349BH
2005-1996	43315		or ❖42349
1995-1987	43114	V-8 8.1 L	
1986-1985	43099	2007-2001	44045
	or *43099P	Sonoma	
Savana		4-Cyl. 2.2 L	
V-6 4.3 L		2003-1994	41019
2014-1997	43315	4-Cyl. 2.5 L	
1996; W/Screw-On Fan Clutch	43315	1993-1991	42094
V-8 4.8 L		V-6 2.8 L	
2015-2007	45010	1993-1991	43116
2006-2004	45006	V-6 4.3 L	
2003; May Require Thermostat/Housing Replacement	45005	2004-1996	43315
V-8 5.0 L		1995-1991	43114
2002-1996	43315	Sprint	
V-8 5.3 L		6-Cyl. 250	
2014-2007	45010	1977-1975	42085
2006-2004	45006	1972-1971	42082
2003; May Require Thermostat/Housing Replacement	45005	V-8 305	
V-8 5.7 L		1977	43099
2002-1997	43315		or *43099P
1996	43115	1976	43101
V-8 6.0 L		V-8 307	
2015-2007	45010	1973-1971	43101
2006-2004	45006	V-8 350	
2003; May Require Thermostat/Housing Replacement	45005	1977	43099
V-8 6.5 L Diesel			or *43099P
2002-1999	44056	1976-1971	43101
1998-1996	44042	V-8 400	
V-8 6.6 L Diesel		1976-1974	43101
2015-2011	43274BH	V-8 402	
2010-2006	43273	1972-1971	44027
V-8 7.4 L			or *44027P
2000-1996	44030	V-8 454	
V-8 8.1 L		1975-1971	44027
2002-2001	44089		or *44027P
Sierra Series Pickup		Suburban	
V-6 4.3 L		6-Cyl. 4.1 L	
2013-1999	43315	1980	42085
V-8 4.8 L; V-8 5.3 L		6-Cyl. 230	
2013-2007	45010	1966-1964	42082
2006-2004	45006	6-Cyl. 250	
		1979-1978	42085
		1977-1975	42086

*High Performance Pump.
❖Does Not Include Back Housing.

❖Includes Back Housing.

Application Guide - Passenger Cars & Light Trucks

Passenger Cars & Light Trucks

Application	Part No.	Application	Part No.
GMC - Continued		GMC - Continued	
Suburban - Continued		Suburban - Continued	
6-Cyl. 250 - Continued		V-8 454	
1974-1966	42082	1979-1973	44027
6-Cyl. 292		or	*44027P
1979-1978	42089	Syclone	
1977-1975	42090	V-6 4.3 L	
1974-1966	43283	1992-1991	43114
V-8 5.0 L		Terrain	
1987-1980	43099	4-Cyl. 2.4 L	
or	*43099P	2015-2010	43529
V-8 5.7 L		V-6 3.0 L	
1999-1996	43315	2012-2010	43530
1995-1993	43114	V-6 3.6 L	
1992; W/5.8" Hub Height	43118	2015-2013	43530
1992; W/6.9" Hub Height	43114	Tracker	
1991-1989	43114	4-Cyl. 1.6 L (Non-US)	
1988-1980	43099	1992-1990	42284
or	*43099P	Typhoon	
V-8 6.2 L Diesel		V-6 4.3 L	
1991-1988	44100	1993-1992	43114
1987-1982	44099	Yukon	
V-8 6.5 L Diesel		V-8 4.8 L	
1999; W/Drilled & Tapped Hub For Bolt-On Pulley & Fan Clutch	44042	2009-2007	45010
1999; W/Press-On Pulley For Thread-On Fan Clutch	44056	2006-2004	45006
1998-1997	44042	2003-2000; May Require Thermostat/Housing Replacement	45005
1996; W/Dual Thermostats	44042	V-8 5.3 L	
1996; W/Single Thermostat	44100	2014-2007	45010
1995-1994	44100	2006-2004	45006
V-8 6.6 L		2003-2000; May Require Thermostat/Housing Replacement	45005
1980	43099	V-8 5.7 L	
or	*43099P	2000-1996	43315
V-8 7.4 L		1995-1992	43114
1999-1988	44030	V-8 6.0 L	
1987-1980	44027	2013-2007	45010
or	*44027P	2006-2004	45006
V-8 283		2003-2000; May Require Thermostat/Housing Replacement	45005
1967	43106	V-8 6.0 L Electric Assist	
or	*43106P	2013-2008 Main	45010
V-8 305		V-8 6.2 L	
1979-1977	43099	2014-2007	45010
or	*43099P	V-8 6.5 L Diesel	
V-8 307		1997	44042
1973	43101	1996; W/Dual Thermostats	44042
1972-1968	43106	1996; W/Single Thermostat	44100
or	*43106P	1995-1994	44100
V-8 327		V-8 8.1 L	
1968-1967	43106	2006-2001	44045
or	*43106P	Honda	
V-8 350		Accord	
1979-1977	43099	4-Cyl. 1.8 L	
or	*43099P	1985-1984	41037
1976-1973	43101	1983-1982	41030
1972-1969	43106	1981-1980	41031
or	*43106P	4-Cyl. 2.0 L	
V-8 350 Diesel		1989-1986	41039
1978	43100	4-Cyl. 2.2 L	
V-8 396		1997-1990	☆*41042
1970-1968	44088	4-Cyl. 2.3 L	
V-8 400		2002-1998	☆*41042
1979-1977	43099		
or	*43099P		
1976-1975	43101		
V-8 402			
1972-1971	44088		

*High Performance Pump.
*Timing Belt Driven.

☆Interference Engine Application.

Application Guide - Passenger Cars & Light Trucks

Passenger Cars & Light Trucks

Application	Part No.	Application	Part No.
Honda - Continued		Honda - Continued	
Accord - Continued		CRX	
4-Cyl. 2.4 L		4-Cyl. 1.5 L; 4-Cyl. 1.6 L	
2015-2013	42039	1991-1988	☆✱41040
2012-2008	42220	CR-Z	
2007-2003	43544	4-Cyl. 1.5 L Electric Assist	
V-6 2.7 L		2014-2011	42024
1997-1995	☆✱42108	Element	
V-6 3.0 L		4-Cyl. 2.4 L	
2007-2003	☆✱41184	2011-2003	43544
2002-1998	☆✱42316	Fit	
V-6 3.0 L Electric Assist		4-Cyl. 1.5 L	
2007-2005	☆✱41184	2013-2009	42036
V-6 3.5 L		2008-2007	42260
2015-2008	☆✱41184	Insight	
Civic		4-Cyl. 1.3 L Electric Assist	
4-Cyl. 1.3 L		2013-2010	42024
1987-1984	☆✱41038	Odyssey	
1983-1980	41029	4-Cyl. 2.2 L	
4-Cyl. 1.3 L Electric Assist		1997-1995	☆✱41042
2011-2003	43521	4-Cyl. 2.3 L	
4-Cyl. 1.5 L		1998	☆✱41042
1995-1992; CX, DX, LX	☆✱41040	V-6 3.5 L	
1995-1992; VX	☆✱41045	2014-2005	☆✱41184
1991-1988	☆✱41040	2004-1999	☆✱42316
1987-1984	☆✱41038	Passport	
1983-1980	41030	4-Cyl. 2.6 L	
4-Cyl. 1.6 L		1996-1994	42119
2000-1999; W/DOHC Eng.	☆✱44405	V-6 3.2 L	
2000-1999; W/SOHC Eng.	☆✱41048	2002-1998	☆✱42297
1998-1996	☆✱41048	1997-1994	☆✱42120
1995-1993	☆✱41045	Pilot	
1992; Si	☆✱41045	V-6 3.5 L	
1992; Exc. Si	☆✱41040	2015-2005	☆✱41184
1991-1988	☆✱41040	2004-2003	☆✱42316
4-Cyl. 1.7 L		Prelude	
2005-2001	☆✱41115	4-Cyl. 1.8 L	
4-Cyl. 1.8 L		1987-1983	41037
2015-2012	41099	1982	41030
2011-2006	41196	1981-1980	41031
4-Cyl. 2.0 L		4-Cyl. 2.0 L	
2011-2006	42218	1991	☆✱41043
2005-2002	42312	1990-1988; W/DOHC Eng.	☆✱41043
Civic Del Sol		1990-1988; W/SOHC Eng.	☆✱41044
4-Cyl. 1.5 L		1987-1985	41039
1995-1993	☆✱41040	4-Cyl. 2.1 L	
4-Cyl. 1.6 L		1991-1990	☆✱41043
1997-1996; W/DOHC Eng.	☆✱44405	4-Cyl. 2.2 L	
1997-1996; W/SOHC Eng.	☆✱41048	2001-1997	☆✱41046
1995-1994; W/DOHC Eng.	☆✱41106	1996-1993; W/DOHC Eng.	☆✱41046
1995-1994; W/SOHC Eng.	☆✱41045	1996-1993; W/SOHC Eng.	☆✱41042
1993	☆✱41045	1992	☆✱41042
Crosstour		4-Cyl. 2.3 L	
V-6 3.5 L		1996-1992	☆✱41047
2015-2012	☆✱41184	Ridgeline	
CR-V		V-6 3.5 L	
4-Cyl. 2.0 L		2014-2006	☆✱41184
2001-1997	☆✱41049	S2000	
4-Cyl. 2.4 L		4-Cyl. 2.0 L	
2014-2012	42213	2003-2000	43506
2011-2010	42220		
2009-2007	43544		
2006-2002	42312		

☆Interference Engine Application.

✱Timing Belt Driven.

Application Guide - Passenger Cars & Light Trucks

Passenger Cars & Light Trucks

Application	Part No.	Application	Part No.
Honda - Continued		Hyundai - Continued	
S2000 - Continued		Azera - Continued	
4-Cyl. 2.2 L 2009-2004	43506	V-6 3.3 L - Continued 2012-2010	42414
Hummer		2009-2007	42580
H1		V-6 3.8 L 2011-2010	42414
V-8 6.5 L Diesel 2004-2002	44056	2009-2006	42580
H2		Centenial	
V-8 6.0 L 2007	45010	V-6 3.5 L (Non-US) 2009-2000	☆★42313
2006-2004	45006	Coupe	
2003: May Require Thermostat/Housing Replacement	45005	4-Cyl. 2.0 L (Non-US) 2008-2003	41061
V-8 6.2 L 2010-2008	45010	V-6 2.7 L (Non-US) 2008-2007	☆★42301
H3		Elantra	
5-Cyl. 3.5 L 2006	41122	4-Cyl. 1.6 L (Non-US) 2015-2012	41100
5-Cyl. 3.7 L 2010-2007	41122	2006-2001	41107
V-8 5.3 L 2010-2008	45010	2000-1996	41061
H3T		4-Cyl. 1.8 L 2014-2011	41094
5-Cyl. 3.7 L 2010-2009	41122	1998-1996	41061
V-8 5.3 L 2010-2009	45010	1995-1993	42163
Hyundai		4-Cyl. 2.0 L 2014	41094
Accent		2012-1999	41061
4-Cyl. 1.3 L (Non-US) 2006-1999	42156	Entourage	
4-Cyl. 1.4 L (Non-US) 2012	41107	V-6 3.8 L 2008-2007	42580
2010	41107	Equus	
2005	41107	V-6 3.5 L (Non-US) 2009-1999	☆★42313
4-Cyl. 1.5 L (Non-US) 2005	41107	Excel	
2003	42156	4-Cyl. 1.3 L (Non-US) 2000-1999	42156
4-Cyl. 1.5 L 2002-1998	42156	4-Cyl. 1.5 L 1994-1986	42156
1997-1996; W/DOHC Eng.	41107	4-Cyl. 1.6 L (Non-US) 2003-2001	42156
1997-1996; W/SOHC Eng.	42156	Genesis	
1995	42156	V-6 3.8 L 2013-2010	42414
4-Cyl. 1.6 L 2015-2012	41100	2009	42580
2011-2001	41107	Getz	
Atos		4-Cyl. 1.4 L (Non-US) 2011-2005	41107
3-Cyl. .8 L (Non-US) 2003-1997	49010	4-Cyl. 1.6 L (Non-US) 2011-2003	41107
4-Cyl. 1.1 L (Non-US) 2002-1998	49010	H100	
Avante		4-Cyl. 2.5 L Diesel (Non-US) 1994	49015
4-Cyl. 2.0 L (Non-US) 2011-2000	41061	i30	
Azera		4-Cyl. 2.0 L (Non-US) 2012-2007	41061
4-Cyl. 2.4 L (Non-US) 2015-2011	42152BH	Lavita	
V-6 3.3 L 2013; Apr. 11, 2013 & Older	42414	4-Cyl. 1.8 L (Non-US) 2010-2001	41061

☆Interference Engine Application.

★Timing Belt Driven.

Application Guide - Passenger Cars & Light Trucks

Application	Part No.	Application	Part No.
Hyundai - Continued		Hyundai - Continued	
Matrix		Tucson - Continued	
4-Cyl. 1.6 L (Non-US) 2010-2001	41107	4-Cyl. 2.4 L - Continued 2010	42150BH
Santa Fe		V-6 2.7 L 2009-2005	☆✳️42301
4-Cyl. 2.4 L (Non-US) 2006-2005	42286	Veloster	
4-Cyl. 2.4 L 2015-2013	42152BH	4-Cyl. 1.6 L 2015-2012	41100
2012	42175BH	Veracruz	
2011; Aug. 31, 2010 & Older	42150BH	V-6 3.8 L 2012-2011	42414
2011; Sept. 1, 2010 & Newer	42175BH	2010-2007	42580
2010	42150BH	XG300	
2004-2001	42286	V-6 3.0 L 2001	☆✳️42313
V-6 2.7 L 2009-2007	☆✳️42289	XG350	
2006-2001	☆✳️42301	V-6 3.5 L 2005-2002	☆✳️42313
V-6 3.3 L 2013	42414	Infiniti	
2009-2007	42580	EX35	
V-6 3.5 L 2012-2010	42414	V-6 3.5 L 2012-2008	41192
2006-2003	☆✳️42313	EX37	
Scoupe		V-6 3.7 L 2013	41192
4-Cyl. 1.5 L 1995-1991	42156	FX35	
Sonata		V-6 3.5 L 2012-2009	41192
4-Cyl. 1.6 L 2015	41100	2008-2003	43520
4-Cyl. 2.0 L 1998-1992	42163	FX37	
4-Cyl. 2.4 L 2014-2011	42152BH	V-6 3.7 L 2013	41192
2010-2006	42144	FX45	
2005-1999	42286	V-8 4.5 L 2008-2003	42582
V-6 2.5 L 2001-1999	☆✳️42301	FX50	
V-6 2.7 L 2005-2002	☆✳️42301	V-8 5.0 L 2013-2009	43537
V-6 3.0 L 1998-1990	☆✳️42584 or ☆✳️42162	G20	
V-6 3.3 L 2010-2006	42580	4-Cyl. 2.0 L 2002-1999	41138
Tiburon		1996-1991	41138
4-Cyl. 1.8 L 1998-1997	41061	G25	
4-Cyl. 2.0 L 2008-2003	41061	V-6 2.5 L 2012-2011	43520
2001-1997	41061	G35	
V-6 2.7 L 2008-2003	☆✳️42301	V-6 3.5 L 2008-2007	41192
Tucson		2006-2003	43520
4-Cyl. 2.0 L 2013	42152BH	G37	
2012; Aug. 9, 2011 & Older	42175BH	V-6 3.7 L 2013-2008	41192
2012; Aug. 10, 2011 & Newer	42152BH	I30	
2011	42175BH	V-6 3.0 L 2001-1996	41164
2009-2005	41061		
4-Cyl. 2.4 L 2015-2013	42152BH		
2012; Aug. 9, 2011 & Older	42175BH		
2012; Aug. 10, 2011 & Newer	42152BH		
2011	42175BH		

☆Interference Engine Application.
✳️Includes Back Housing.

✳️Timing Belt Driven.
❖Does Not Include Back Housing.

Application Guide - Passenger Cars & Light Trucks

Passenger Cars & Light Trucks

Application	Part No.	Application	Part No.
Infiniti - Continued		Infiniti - Continued	
I35		QX4	
V-6 3.5 L 2004-2002	43520	V-6 3.3 L 2000-1997	43255
J30		V-6 3.5 L 2003-2001	41164
V-6 3.0 L 1997-1993	42189	QX50	
JX35		V-6 3.7 L 2015-2014	41192
V-6 3.5 L 2013	43520	QX56	
M30		V-8 5.6 L 2013-2004	43537
V-6 3.0 L 1992-1990	42181	QX60	
M35		V-6 3.5 L 2015-2014	43520
V-6 3.5 L 2010-2006	43520	QX70	
M35h		V-6 3.7 L 2015-2014	41192
V-6 3.5 L Electric Assist 2013-2012	41192	V-8 5.0 L 2014	43537
M37		QX80	
V-6 3.7 L 2013-2011	41192	V-8 5.6 L 2015-2014	43537
M45		International	
V-8 4.5 L 2010-2006	42582	100	
M56		6-Cyl. 258 1974	43007
V-8 5.6 L 2013-2011	43537	V-8 304; V-8 345; V-8 392; V-8 400 1974; W/Fan Clutch	42113
Q40		1974; W/O Fan Clutch	42111HD
V-6 3.7 L 2015	41192	150	
Q45		V-8 304; V-8 345; V-8 392 1975; W/Fan Clutch	42113
V-8 4.1 L 2001-1998	42192	1975; W/O Fan Clutch	42111HD
1997	42335	200	
V-8 4.5 L 2006-2005	42582	6-Cyl. 258 1974	43007
1996-1994	42335	V-8 304; V-8 345; V-8 392 1975-1974; W/Fan Clutch	42113
1993; Jan. 1993 & Older	42188	1975-1974; W/O Fan Clutch	42111HD
1993; Feb. 1993 & Newer	42335	1010; 1110; 1210; 1310	
1992-1990	42188	6-Cyl. 258 1973-1972	43007
Q50		V-8 304; V-8 345; V-8 392 1973-1972; W/Fan Clutch	42113
V-6 3.5 L Electric Assist 2015-2014 Main	41192	1973-1972; W/O Fan Clutch	42111HD
V-6 3.7 L 2015-2014	41192	A Series Pickup	
Q60		V-8 266; V-8 304 1966; W/Fan Clutch	42113
V-6 3.7 L 2015-2014	41192	1966; W/O Fan Clutch	42111HD
Q70		B Series	
V-6 3.5 L Electric Assist; V-6 3.7 L 2015-2014	41192	V-8 266 1960-1959	42111HD
V-8 5.6 L 2015-2014	43537	B Series Pickup	
Q70L		V-8 266 1967; W/Fan Clutch	42113
V-6 3.7 L 2015	41192	1967; W/O Fan Clutch	42111HD
V-8 5.6 L 2015	43537		

Application Guide - Passenger Cars & Light Trucks

Application	Part No.	Application	Part No.
International - Continued		International - Continued	
C Series		MS1210 - Continued	
V-8 266		V-8 392	
1964-1961; W/Fan Clutch	42113	1975; W/Fan Clutch	42113
1964-1961; W/O Fan Clutch	42111HD	1975; W/O Fan Clutch	42111HD
V-8 304		Scout	
1964; W/Fan Clutch	42113	4-Cyl. 196	
1964; W/O Fan Clutch	42111HD	1971-1970; W/Fan Clutch	42113
C Series Pickup		1971-1970; W/O Fan Clutch	42111HD
V-8 266		V-8 266	
1968; W/Fan Clutch	42113	1968-1966; W/Fan Clutch	42113
1968; W/O Fan Clutch	42111HD	1968-1966; W/O Fan Clutch	42111HD
D Series		V-8 304	
V-8 266; V-8 304		1971-1969; W/Fan Clutch	42113
1965; W/Fan Clutch	42113	1971-1969; W/O Fan Clutch	42111HD
1965; W/O Fan Clutch	42111HD	Scout II	
D Series Pickup		4-Cyl. 3.2 L	
6-Cyl. 232		1980; W/Fan Clutch	42113
1971-1969	43005	1980; W/O Fan Clutch	42111HD
V-8 266		4-Cyl. 196	
1970-1969; W/Fan Clutch	42113	1979-1971; W/Fan Clutch	42113
1970-1969; W/O Fan Clutch	42111HD	1979-1971; W/O Fan Clutch	42111HD
V-8 304		6-Cyl. 3.2 L Diesel	
1971-1969; W/Fan Clutch	42113	1980; W/Fan Clutch	42113
1971-1969; W/O Fan Clutch	42111HD	1980; W/O Fan Clutch	42111HD
V-8 345		6-Cyl. 198 Diesel	
1971; W/Fan Clutch	42113	1979-1976; W/Fan Clutch	42113
1971; W/O Fan Clutch	42111HD	1979-1976; W/O Fan Clutch	42111HD
M Series Van		6-Cyl. 232	
4-Cyl. 196		1972-1971	43005
1971; W/Fan Clutch	42113	6-Cyl. 258	
1971; W/O Fan Clutch	42111HD	1974-1973	43007
6-Cyl. 232		V-8 5.0 L; V-8 5.6 L	
1971-1970	43005	1980; W/Fan Clutch	42113
V-8 266		1980; W/O Fan Clutch	42111HD
1970-1966; W/Fan Clutch	42113	V-8 304; V-8 345	
1970-1966; W/O Fan Clutch	42111HD	1979-1971; W/Fan Clutch	42113
V-8 304		1979-1971; W/O Fan Clutch	42111HD
1971-1969; W/Fan Clutch	42113	Isuzu	
1971-1969; W/O Fan Clutch	42111HD	Amigo	
M1100; M1200		4-Cyl. 2.2 L	
6-Cyl. 258		2000-1998	☆✱41058
1972	43007	4-Cyl. 2.3 L	
V-8 304		1993-1989	42118
1972; W/Fan Clutch	42113	4-Cyl. 2.6 L	
1972; W/O Fan Clutch	42111HD	1994-1989	42119
MHC1310		V-6 3.2 L	
6-Cyl. 258		2000-1998	☆✱42297
1975-1974	43007	Ascender	
6-Cyl. 304		6-Cyl. 4.2 L	
1975	43007	2008-2003	41122
V-8 304		V-8 5.3 L	
1975-1974; W/Fan Clutch	42113	2006-2004	45006
1975-1974; W/O Fan Clutch	42111HD	2003; May Require Thermostat/Housing Replacement	45005
MS1210		Axiom	
6-Cyl. 258		V-6 3.5 L	
1974-1973	43007	2004-2002	☆✱42297
V-8 304		ELF Truck	
1974-1973; W/Fan Clutch	42113	4-Cyl. 2.8 L Diesel (Non-US)	
1974-1973; W/O Fan Clutch	42111HD	1987	49001
V-8 345			
1975-1973; W/Fan Clutch	42113		
1975-1973; W/O Fan Clutch	42111HD		

☆Interference Engine Application.

✱Timing Belt Driven.

Application Guide - Passenger Cars & Light Trucks

Passenger Cars & Light Trucks

Application	Part No.	Application	Part No.
Isuzu - Continued		Isuzu - Continued	
Hombre		Rodeo - Continued	
4-Cyl. 2.2 L 2000-1996	41019	4-Cyl. 2.6 L 1997-1991	42119
V-6 4.3 L 2000-1997	43315	V-6 3.1 L 1992-1991	43116
I-280		V-6 3.2 L 2004-1998	☆✱42297
4-Cyl. 2.8 L 2006	41122	1997-1993	☆✱42120
I-290		V-6 3.5 L 2004	☆✱42297
4-Cyl. 2.9 L 2008-2007	41122	Stylus	
I-350		4-Cyl. 1.6 L 1993-1992	☆✱41054
5-Cyl. 3.5 L 2006	41122	1991; W/DOHC Eng.	☆✱41053
I-370		1991; W/SOHC Eng.	☆✱41054
5-Cyl. 3.7 L 2008-2007	41122	4-Cyl. 1.8 L 1992	✱41054
I-Mark		Trooper	
4-Cyl. 1.5 L (Non-US) 1990	☆✱41052	4-Cyl. 2.6 L 1991-1990	42119
4-Cyl. 1.5 L 1989-1985	☆✱41052	V-6 2.8 L 1991-1990	43116
4-Cyl. 1.8 L 1985-1981	41051	V-6 3.2 L 1997-1992	☆✱42120
4-Cyl. 1.8 L Diesel 1983; Jan. 1983 & Older	42117	V-6 3.5 L 2002-1998	☆✱42297
1982-1981	42117	Trooper II	
Impulse		4-Cyl. 1.9 L 1985-1984	41051
4-Cyl. 1.6 L 1992-1990	☆✱41053	4-Cyl. 2.2 L Diesel 1987-1986	43136
4-Cyl. 1.8 L 1992	✱41054	4-Cyl. 2.3 L 1987-1986	42118
4-Cyl. 1.9 L 1987-1983	41051	4-Cyl. 2.6 L 1989-1988	42119
4-Cyl. 2.0 L 1989-1985	41055	V-6 2.8 L 1989	43116
4-Cyl. 2.3 L 1989-1988	42118	Vehicross	
Oasis		V-6 3.5 L 2001-1999	☆✱42297
4-Cyl. 2.2 L 1997-1996	☆✱41042	Jaguar	
4-Cyl. 2.3 L 1999-1998	☆✱41042	S-Type	
Pickup		V-6 3.0 L 2008-2003	43013
4-Cyl. 1.8 L 1982-1981	41051	2002-2000	43090
4-Cyl. 1.9 L 1987-1983	41051	V-8 4.0 L 2002-2000 Main	43503
4-Cyl. 2.2 L Diesel 1987-1981	43136	V-8 4.2 L 2004-2003 Main	43503
4-Cyl. 2.3 L 1995-1986	42118	Vanden Plas	
4-Cyl. 2.6 L 1995-1988	42119	6-Cyl. 3.6 L 1989-1988; W/80A. Lucas Alt.	44091
V-6 3.1 L 1994-1991	43116	1989-1988; W/90A., 115A. Bosch Alt.	42011
Rodeo		6-Cyl. 4.0 L 1994-1993	44091
4-Cyl. 2.2 L 2003-1998	☆✱41058	1992-1990	42011
		V-8 4.0 L 2003-2002 Main	43503
		2001-1999	43503

☆Interference Engine Application.

✱Timing Belt Driven.

Application Guide - Passenger Cars & Light Trucks

Application	Part No.	Application	Part No.
Jaguar - Continued		Jeep - Continued	
XF		Cherokee - Continued	
V-8 4.2 L 2010-2009 Main	43503	6-Cyl. 4.0 L 2001-1987	42004
XJ6		6-Cyl. 4.2 L 1983-1981; W/V-Ribbed Belt Drive	42000
6-Cyl. 3.6 L 1989-1988; W/80A. Lucas Alt.	44091	1983-1981; W/O V-Ribbed Belt Drive	43001
1989-1988; W/90A., 115A. Bosch Alt.	42011	1980; W/O V-Ribbed Belt Drive	43001
6-Cyl. 4.0 L 1994-1993	44091	6-Cyl. 258 1979-1975	43000
1992-1990	42011	1974	43008
XJ8		V-6 2.8 L 1986-1984	43095
V-8 4.0 L 2003-2002 Main	43503	V-8 5.9 L 1983-1980	43002
2001-1998	43503	V-8 360 1979-1974	43002
XJR		V-8 401 1978-1974	43002
V-8 4.0 L 2003-1998 Main	43503	CJ Series	
XJS		4-Cyl. 2.5 L 1986-1984; W/V-Ribbed Belt Drive	42000
6-Cyl. 4.0 L 1994; VIN 185820 & After	44091	1986-1984; W/O V-Ribbed Belt Drive	43001
1993; VIN 185819 & Before	42011	1983; Eng. VIN B	42085
1993; VIN 185820 & After	44091	1983; W/V-Ribbed Belt Drive; Eng. VIN U	42000
XK8		1983; W/O V-Ribbed Belt Drive; Eng. VIN U	43001
V-8 4.0 L 2002-2000 Main	43503	1982-1980	42085
1999-1997	43503	4-Cyl. 134 1971-1945; W/O A.P.; W/Pulley	43004
V-8 4.2 L 2003 Main	43503	6-Cyl. 4.2 L 1986-1981; W/V-Ribbed Belt Drive	42000
XKR		1986-1981; W/O V-Ribbed Belt Drive	43001
V-8 4.0 L 2002-2000 Main	43503	1980; W/O V-Ribbed Belt Drive	43001
V-8 4.2 L 2003 Main	43503	6-Cyl. 232 1978-1975	43000
Jeep		1974-1972	43008
441		6-Cyl. 258 1979-1975	43000
4-Cyl. 134 1941; W/O A.P.; W/Pulley	43004	1974-1972	43008
442		V-6 225 1971-1966	43110
4-Cyl. 134 1942; W/O A.P.; W/Pulley	43004	V-8 5.0 L 1981-1980	43002
454		V-8 304 1979-1973	43002
4-Cyl. 134 1954; W/O A.P.; W/Pulley	43004	1972	43006
473		Comanche	
4-Cyl. 134 1952-1951; W/O A.P.; W/Pulley	43004	4-Cyl. 2.5 L 1992-1991	42005
475		1990-1987	42000
4-Cyl. 134 1956-1955; W/O A.P.; W/Pulley	43004	1986; W/V-Ribbed Belt Drive	42000
1953; W/O A.P.; W/Pulley	43004	1986; W/O V-Ribbed Belt Drive	43001
Cherokee		6-Cyl. 4.0 L 1992-1987	42004
4-Cyl. 2.4 L 2016-2014	42177BH	V-6 2.8 L 1986	43095
4-Cyl. 2.5 L 2000-1991	42005	Commander	
1990-1987	42000	V-6 3.7 L 2010-2006	43263
1986-1984; W/V-Ribbed Belt Drive	42000	V-8 4.7 L 2009-2006	43263
1986-1984; W/O V-Ribbed Belt Drive	43001	V-8 5.7 L 2010-2009	43558
		2008-2006	43543

Application Guide - Passenger Cars & Light Trucks

Passenger Cars & Light Trucks

Application	Part No.	Application	Part No.
Jeep - Continued		Jeep - Continued	
Commando		J Series Pickup	
V-8 304		6-Cyl. 4.2 L	
1973	43002	1987; W/Single V-Belt	43001
1972	43006	1987; W/V-Ribbed Belt Drive	42000
Compass		1986-1981; W/V-Ribbed Belt Drive	42000
4-Cyl. 2.0 L; 4-Cyl. 2.4 L		1986-1981; W/O V-Ribbed Belt Drive	43001
2013-2007	42144	1980; W/O V-Ribbed Belt Drive	43001
DJ Series		6-Cyl. 258	
4-Cyl. 134		1979-1975	43000
1971-1956; W/O A.P.; W/Pulley	43004	1974-1971	43008
6-Cyl. 232		V-8 5.9 L	
1974-1972	43008	1988-1980	43002
V-6 225		V-8 304	
1970-1966	43110	1972-1971	43006
F4-134		V-8 350	
4-Cyl. 134		1971-1969	43110
1962-1957; W/O A.P.; W/Pulley	43004	V-8 360	
F134		1979-1973	43002
4-Cyl. 134		1972-1971	43006
1965-1963; W/O A.P.; W/Pulley	43004	V-8 401	
FC Series		1978-1974	43002
4-Cyl. 134		Jeepster	
1966-1957; W/O A.P.; W/Pulley	43004	4-Cyl. 134	
FJ Series		1971-1967; W/O A.P.; W/Pulley	43004
4-Cyl. 134		V-6 225	
1964-1961; W/O A.P.; W/Pulley	43004	1971-1967	43110
Grand Cherokee		Liberty	
6-Cyl. 4.0 L		4-Cyl. 2.4 L	
2004-1999	42293	2005-2002	*41006
1998-1993	42005	V-6 3.7 L	
V-6 3.0 L Diesel		2012-2002	43263
2009-2007	42283	Patriot	
V-6 3.6 L		4-Cyl. 2.0 L; 4-Cyl. 2.4 L	
2015-2011	44020	2013-2007	42144
V-6 3.7 L		Pickup	
2010-2005	43263	4-Cyl. 134	
V-8 4.7 L		1950-1946; W/O A.P.; W/Pulley	43004
2009-1999	43263	Renegade	
V-8 5.2 L		4-Cyl. 2.4 L	
1998-1993	43034	2016-2015	42177BH
V-8 5.7 L		Scrambler	
2012-2011	43557	4-Cyl. 2.5 L	
2010-2009	43558	1985-1984; W/V-Ribbed Belt Drive	42000
2008-2005	43543	1985-1984; W/O V-Ribbed Belt Drive	43001
V-8 5.9 L		1983; Eng. VIN B	42085
1998	43034	1983; W/V-Ribbed Belt Drive; Eng. VIN U	42000
V-8 6.1 L		1983; W/O V-Ribbed Belt Drive; Eng. VIN U	43001
2010-2006	43543	1982-1981	42085
V-8 6.4 L		6-Cyl. 4.2 L	
2012; W/Std. Cool.	43557	1985-1981; W/V-Ribbed Belt Drive	42000
Grand Wagoneer		1985-1981; W/O V-Ribbed Belt Drive	43001
6-Cyl. 4.2 L		Station Wagon	
1986-1984; W/V-Ribbed Belt Drive	42000	4-Cyl. 134	
1986-1984; W/O V-Ribbed Belt Drive	43001	1950-1946; W/O A.P.; W/Pulley	43004
V-8 5.2 L		TJ	
1993	43034	4-Cyl. 2.4 L (Non-US)	
V-8 5.9 L		2006-2003	*41006
1991-1984	43002	4-Cyl. 2.5 L (Non-US)	
		2002-1997	42005
		6-Cyl. 4.0 L (Non-US)	
		2006-2000	42293

*Timing Belt Driven.

Application Guide - Passenger Cars & Light Trucks

Passenger Cars & Light Trucks

Application	Part No.	Application	Part No.
Jeep - Continued		Kia	
TJ - Continued		Amanti	
6-Cyl. 4.0 L (Non-US) - Continued 1999-1997	42005	V-6 3.5 L 2006-2004	☆✳️42313
Universal		V-6 3.8 L 2009-2007	42580
4-Cyl. 134 1944-1941; W/O A.P.; W/Pulley	43004	Avella	
Wagoneer		4-Cyl. 1.5 L (Non-US) 2001-1997	42128
4-Cyl. 2.5 L 1987	42000	Besta	
1986-1984; W/V-Ribbed Belt Drive	42000	4-Cyl. 2.7 L Diesel (Non-US) 2004-1997	49003
1986-1984; W/O V-Ribbed Belt Drive	43001	Borrego	
6-Cyl. 4.0 L 1990-1987	42004	V-6 3.8 L 2009	42580
6-Cyl. 4.2 L 1983-1981; W/V-Ribbed Belt Drive	42000	Carens	
1983-1981; W/O V-Ribbed Belt Drive	43001	4-Cyl. 1.8 L (Non-US) 2006-2000	42302
1980; W/O V-Ribbed Belt Drive	43001	4-Cyl. 2.0 L (Non-US) 2012-2008	42144
6-Cyl. 232 1971	43008	Cerato	
6-Cyl. 258 1973-1971	43008	4-Cyl. 1.6 L (Non-US) 2014-2008	41100
V-6 2.8 L 1986-1984	43095	2007-2004	41107
V-8 5.9 L 1983-1980	43002	4-Cyl. 2.0 L (Non-US) 2009-2007	41061
V-8 304 1971	43006	Clarus	
V-8 350 1970-1968	43110	4-Cyl. 1.8 L (Non-US) 2001	42302
V-8 360 1979-1973	43002	Forte	
1972-1971	43006	4-Cyl. 2.0 L 2014	41094
V-8 401 1978-1974	43002	2013-2010	42148BH
Wrangler		4-Cyl. 2.4 L 2012-2010	42148BH
4-Cyl. 2.4 L 2006-2003	✳️41006	Magentis	
4-Cyl. 2.5 L 2002-1997	42005	4-Cyl. 2.4 L (Non-US) 2009	42148BH
1995-1991	42005	2008-2006	42144
1990-1987	43001	2005-2001	42286
6-Cyl. 4.0 L 2006-2000	42293	V-6 2.5 L (Non-US) 2001	☆✳️42301
1999-1997	42005	V-6 2.7 L (Non-US) 2008-2007	☆✳️42289
1995-1991	42005	2006-2002	☆✳️42301
6-Cyl. 4.2 L 1990-1987; W/Single V-Belt	43001	Optima	
1990-1987; W/V-Ribbed Belt Drive	42000	4-Cyl. 2.4 L 2015-2011	42152BH
V-6 3.6 L 2013-2012	44021	2010-2009	42148BH
V-6 3.8 L 2011-2007	42588	2008-2006	42144
YJ		2005-2001	42286
4-Cyl. 2.5 L (Non-US) 1995-1991	42005	V-6 2.5 L 2001	☆✳️42301
1990-1987	43001	V-6 2.7 L 2010-2006	☆✳️42289
6-Cyl. 4.0 L (Non-US) 1995-1991	42005	2005-2002	☆✳️42301
6-Cyl. 4.2 L (Non-US) 1990-1987; W/Single V-Belt	43001	Pregio	
1990-1987; W/V-Ribbed Belt Drive	42000	4-Cyl. 2.7 L Diesel (Non-US) 2004-1998	49003

✳️Timing Belt Driven.

☆Interference Engine Application.

Application Guide - Passenger Cars & Light Trucks

Passenger Cars & Light Trucks

Application	Part No.	Application	Part No.
Kia - Continued		Kia - Continued	
Pride		Spectra	
4-Cyl. 1.4 L (Non-US)		4-Cyl. 1.8 L	
2012	41100	2004-2000	42302
2011	41107	4-Cyl. 2.0 L	
Rio		2009-2004	41061
4-Cyl. 1.4 L (Non-US)		Sportage	
2013-2012	41100	4-Cyl. 2.0 L	
2011-2005	41107	2010-2005	41061
4-Cyl. 1.5 L (Non-US)		2002-1996	☆✱43140
2005-2003	43507	1995: W/DOHC Eng.	☆✱43140
2000	43507	1995: W/SOHC Eng.	☆✱42129
4-Cyl. 1.5 L		4-Cyl. 2.4 L	
2002-2001	43507	2015-2014	42152BH
4-Cyl. 1.6 L		V-6 2.7 L	
2015-2012	41100	2010-2005	☆✱42301
2011-2006	41107	Land Rover	
2005-2003	43507	Defender 90	
Rondo		V-8 3.9 L	
4-Cyl. 2.4 L (Non-US)		1995-1994	43141
2012-2011	42152BH	V-8 4.0 L	
4-Cyl. 2.4 L		1997	43522
2010; May 30, 2010 & Older	42175BH	Discovery	
2010; May 31, 2010 & Newer	42152BH	V-8 3.9 L	
2009-2007	42144	1995-1994	43522
V-6 2.7 L (Non-US)		V-8 4.0 L	
2011	☆✱42289	2002-1996	43522
V-6 2.7 L		V-8 4.6 L	
2010-2007	☆✱42289	2004-2003	43522
Sedona		LR3	
V-6 3.5 L		V-6 4.0 L	
2012-2011	42414	2007-2005	43279
2005-2002	☆✱42313	Range Rover	
V-6 3.8 L		6-Cyl. 2.9 L (Non-US)	
2010	42414	2005-2003	43518
2009-2006	42580	V-8 3.5 L	
Sephia		1988-1987	43141
4-Cyl. 1.6 L		V-8 3.9 L	
1997-1996	42134	1995	43522
1995; W/DOHC Eng.	42134	1994-1993; Eng. No. 36D25155B & Before	43141
1995; W/SOHC Eng.	42128	1992-1989	43141
1994	42128	V-8 4.0 L	
4-Cyl. 1.8 L		2000-1995	43522
2001-1998	42302	V-8 4.2 L	
1997-1995	42134	1994-1993; Eng. No. 40D09582B & Before	43141
Sorento		V-8 4.4 L	
4-Cyl. 2.4 L		2005-2003	43518
2015-2014	42152BH	V-8 4.6 L	
2013-2012; Eng. VIN 1	42175BH	2002-1996	43522
2013-2012; Eng. VIN 6	42152BH	Lexus	
2011	42175BH	CT200h	
V-6 3.3 L		4-Cyl. 1.8 L Electric Assist	
2009-2008	42580	2014-2013	41500E
V-6 3.5 L		2012-2011 Main	41500E
2013-2011	42414	2012-2011 Hybrid Drive (To Inverter)	41506E
2006-2003	☆✱43533	ES250	
V-6 3.8 L		V-6 2.5 L	
2009-2007	42580	1991-1990	✱42305
Soul			
4-Cyl. 1.6 L			
2015-2010	41100		
4-Cyl. 2.0 L			
2011-2010	41061		

☆Interference Engine Application.

✱Timing Belt Driven.

Application Guide - Passenger Cars & Light Trucks

Passenger Cars & Light Trucks

Application	Part No.	Application	Part No.
Lexus - Continued		Lexus - Continued	
ES300		IS300	
V-6 3.0 L		6-Cyl. 3.0 L	
2003-1994	*42340	2005-2001	❖42307BH
1993-1992	*42305	or	❖42307
ES300h		IS350	
4-Cyl. 2.5 L Electric Assist		V-6 3.5 L	
2014-2013	41517E	2014-2006	44050
ES330		ISC 250	
V-6 3.3 L		V-6 2.5 L	
2006-2004	*42340	2014	44050
ES350		ISC 350	
V-6 3.5 L		V-6 3.5 L	
2014	43538	2014	44050
2013	44050	LS400	
2012-2007	43538	V-8 4.0 L	
GS300		2000-1998	☆*44085
6-Cyl. 3.0 L		1997-1990	*44085
2005-2001	❖42307BH	LS430	
or	❖42307	V-8 4.3 L	
2000-1998	42307	2006-2001	☆*44085
1997-1993; W/10-Fastener Design	43271	LS460	
1997-1993; W/11-Fastener Design	42255	V-8 4.6 L	
V-6 3.0 L		2014-2007	42248
2006	44050	LS600h	
GS350		V-8 5.0 L Electric Assist	
V-6 3.5 L		2014-2008	42248
2014-2013	44050	LX450	
2011-2007	44050	6-Cyl. 4.5 L	
GS400		1997-1996	42251
V-8 4.0 L		LX470	
2000-1998	☆*44085	V-8 4.7 L	
GS430		2007-1998	☆*44085
V-8 4.3 L		LX570	
2007-2001	☆*44085	V-8 5.7 L	
GS450h		2014-2013	42290
V-6 3.5 L Electric Assist		2011-2008	42290
2014-2013	44050	RX300	
2011-2007	44050	V-6 3.0 L	
GS460		2003-1999	*42340
V-8 4.6 L		RX330	
2011-2008	42248	V-6 3.3 L	
GX460		2006-2004	*42340
V-8 4.6 L		RX350	
2014-2010	42262	V-6 3.5 L	
GX470		2014-2007	43538
V-8 4.7 L		RX400h	
2009-2003	☆*44085	V-6 3.3 L Electric Assist	
HS250h		2009-2006	*42340
4-Cyl. 2.4 L Electric Assist		RX450h	
2012-2010	41179	V-6 3.5 L Electric Assist	
2012-2010 Hybrid Drive (To Inverter)	41512E	2014-2013	43538
IS F		2012-2011 Main	43538
V-8 5.0 L		2012-2011 Hybrid Drive (To Inverter)	41506E
2014-2008	42248	2010	43538
IS250		2010 Hybrid Drive (To Inverter)	41506E
V-6 2.5 L			
2014-2006	44050		

*Timing Belt Driven.
❖Does Not Include Back Housing.

❖Includes Back Housing.
☆Interference Engine Application.

Application Guide - Passenger Cars & Light Trucks

Passenger Cars & Light Trucks

Application	Part No.	Application	Part No.
Lexus - Continued		Lincoln - Continued	
SC300		Mark V	
6-Cyl. 3.0 L		V-8 400	
2000-1992; W/10-Fastener Design	43271	1979-1977	43041
2000-1992; W/11-Fastener Design	42255	V-8 460	
SC400		1978-1977	44003
V-8 4.0 L		Mark VI	
2000-1998	☆*44085	V-8 5.0 L	
1997-1992	*44085	1983-1980	
SC430		1980	
V-8 4.3 L		43058	
2010-2002	☆*44085	Mark VII	
Lincoln		V-8 5.0 L	
Aviator		1992-1986	
V-8 4.6 L		43272	
2005-2003	43504	or	
Blackwood		*43272P	
V-8 5.4 L		1985	
2002	42068	43264	
Continental		1984; W/Aluminum W.P.	
V-6 3.8 L		43058	
1994	43061	1984; W/Cast Iron W.P.	
1993-1988	43055	43050	
1982	43043	Mark VIII	
V-8 4.6 L		V-8 4.6 L	
2002-1995	41014	1998-1993	
V-8 5.0 L		42065	
1987-1986	43272	MKC	
or		4-Cyl. 2.0 L	
1985	*43272P	2015	
1984-1982	43264	41120	
1980	43058	MKS	
V-8 5.8 L		V-6 3.5 L	
1980	43058	2015-2011	
V-8 400		43318	
1979-1977	43041	2010	
V-8 460		43316	
1978-1975	44003	V-6 3.7 L	
LS		2015-2013	
V-6 3.0 L		43318	
2005-2003	43013	2012-2011	
2002-2000	43090	43316	
V-8 3.9 L		MKT	
2006-2003	43503	4-Cyl. 2.0 L	
2002-2000 Main	43503	2015-2013	
2002-2000 Aux.	41528E	2010-2007	
Mark IV		43316	
V-8 460		V-6 3.7 L	
1976-1975	44003	2015-2014	
Mark LT		2013-2011	
V-8 5.0 L (Non-US)		42044	
2014-2013; W/6-Ribbed Belt	43014	MKX	
2014-2013; W/4-Ribbed Belt	43016	V-6 3.5 L	
2012-2011	43014	2010-2007	
V-8 5.4 L (Non-US)		43316	
2009	43504	V-6 3.7 L	
V-8 5.4 L		2015-2013	
2008-2007; W/M30 Hub	43504	43318	
2008-2007; W/M36 Hub	42574	Navigator	
2006	43504	V-6 3.5 L	
		2015	
		43308	
		V-8 5.4 L	
		2014-2010	
		41085	

 ☆Interference Engine Application.
 *High Performance Pump.

*Timing Belt Driven.

Application Guide - Passenger Cars & Light Trucks

Application	Part No.	Application	Part No.
Lincoln - Continued		Mazda - Continued	
Navigator - Continued		323	
V-8 5.4 L - Continued		4-Cyl. 1.6 L	
2009-2007; W/M30 Hub	43504	1994-1990	42128
2009-2007; W/M36 Hub	42574	1989-1988; W/Turbo	42131
2006-2003	43504	1989-1988; W/O Turbo	42128
2002; W/M30 Hub	43504	1987-1986	42128
2001-1998	42068	626	
Town Car		4-Cyl. 2.0 L	
V-8 4.6 L		2002-1993	
2011-2002	41118	1987; W/Round Tooth Sprockets	*42127
2001; W/Eng. Oil Cooler	41118	1986-1984; W/Round Tooth Sprockets	*42127
2001; W/O Eng. Oil Cooler	42065	1986-1984; W/Square Tooth Sprockets	*42126
2000-1998	42065	1983; W/Square Tooth Sprockets	*42126
1997-1991	42064	1982-1980	43154
V-8 5.0 L		4-Cyl. 2.0 L Diesel	
1990-1989	43058	1985-1984	☆*42059
1988; May 1988 & Older	43050	4-Cyl. 2.2 L	
1988; Jun. 1988 & Newer	43058	1992-1988	
1987-1985	43050	4-Cyl. 120	
1984-1981	43058	1979	
Versailles		V-6 2.5 L	
V-8 5.0 L		2002-1995; W/32mm Dia. Pulley Pilot	
1980	43044	1994-1993; W/16mm Dia. Pulley Pilot	
	or	1994-1993; W/32mm Dia. Pulley Pilot	
		*43044P	
V-8 302		929	
1979-1978	43044	V-6 3.0 L	
	or	1995-1992	
		1991-1990; W/SOHC Eng.	
		1989-1988	
		*43044P	
Zephyr		Axela	
V-6 3.0 L		4-Cyl. 2.0 L (Non-US)	
2006	43230BH	2008-2006	
Mazda		2005	
3		4-Cyl. 2.3 L (Non-US)	
4-Cyl. 2.0 L		2008; W/Turbo	
2013-2012; W/O SKYACTV	41188	2008; W/O Turbo	
2010-2006	41188	2007-2006	
2005-2004	41120	2005	
4-Cyl. 2.3 L		B1800 Pickup	
2013-2010	41120	4-Cyl. 110	
2009	41188	1978-1977	
2008; W/Turbo	41120	43154	
2008; W/O Turbo	41188	B2000 Pickup	
2007-2006	41188	4-Cyl. 2.0 L	
2005-2004	41120	1987	
4-Cyl. 2.5 L		1986; W/Round Tooth Sprockets	
2013-2010	41188	1986; W/Square Tooth Sprockets	
5		1984-1980	
4-Cyl. 2.3 L		43154	
2010-2008	41188	B2200 Pickup	
2007-2006	41120	4-Cyl. 2.2 L	
4-Cyl. 2.5 L		1993-1987	
2014-2012	41188	☆*42129	
6		B2300 Pickup	
4-Cyl. 2.3 L		4-Cyl. 2.3 L (Non-US)	
2008-2006	41188	2010	
2005-2003	41120	41120	
4-Cyl. 2.5 L		4-Cyl. 2.3 L	
2013-2011	41188	2009-2001	
2010-2009	41120	1997-1995	
V-6 3.0 L		1994	
2008-2003	43230BH	42066	
V-6 3.7 L		42060	
2011-2009	43316	B2500 Pickup	
		4-Cyl. 2.5 L	
		2001-1998	
		42066	

*High Performance Pump.
☆Interference Engine Application.

*Timing Belt Driven.

Application Guide - Passenger Cars & Light Trucks

Passenger Cars & Light Trucks

Application	Part No.	Application	Part No.
Mazda - Continued		Mazda - Continued	
B2600 Pickup		MX-3 - Continued	
4-Cyl. 2.6 L 1988-1987	42216	V-6 1.8 L (Non-US) 1995; W/32mm Dia. Pulley Pilot	42137
B2600I Pickup		V-6 1.8 L 1994; W/32mm Dia. Pulley Pilot	42137
4-Cyl. 2.6 L 1993-1989	41072	1993-1992; W/16mm Dia. Pulley Pilot	42136
B3000 Pickup		1993-1992; W/32mm Dia. Pulley Pilot	42137
V-6 3.0 L (Non-US) 2008	43064	MX-5 Miata	
1997	43064	4-Cyl. 1.6 L 1993-1990	42131
V-6 3.0 L 2007-1998	43064	4-Cyl. 1.8 L 2005-1999	42134
1996-1995	43064	1997-1994	42134
1994	43052	4-Cyl. 2.0 L 2015-2006	41188
B4000 Pickup		MX-6	
V-6 4.0 L (Non-US) 2010	43279	4-Cyl. 2.0 L 1997-1993	42135
V-6 4.0 L 2009-2001	43279	4-Cyl. 2.2 L 1992-1988	☆★42129
2000-1994	43060	V-6 2.5 L 1997-1995; W/32mm Dia. Pulley Pilot	42137
CX-7		1994-1993; W/16mm Dia. Pulley Pilot	42136
4-Cyl. 2.3 L 2012-2007	41120	1994-1993; W/32mm Dia. Pulley Pilot	42137
4-Cyl. 2.5 L 2012-2010	41188	Navajo	
CX-9		V-6 4.0 L 1994-1991	43060
V-6 3.5 L 2007	43316	Protege	
V-6 3.7 L 2015	42044	4-Cyl. 1.5 L 1998-1996	42142
2014	43318	1995	42134
2013-2012	42044	4-Cyl. 1.6 L 2001-1999	42142
2011-2008	43316	4-Cyl. 1.8 L 2000-1999	42135
GLC		1998-1995	42134
4-Cyl. 1.5 L 1985-1984	41060	1994-1990; W/DOHC Eng.	42131
1983-1981; Hatchback, Sedan	41060	1994-1990; W/SOHC Eng.	42128
Millenia		4-Cyl. 2.0 L 2003-2001	42135
V-6 2.3 L 2002-1995	41116	RX-7	
V-6 2.5 L 2002-1995	42137	2-Rotor 1.3 L 1995-1993	42141
MPV		RX-8	
4-Cyl. 2.6 L 1994-1989	41072	2-Rotor 1.3 L 2008-2004	41187
V-6 2.5 L 2001-2000	41011	Tribute	
V-6 3.0 L 2006-2004	43505	4-Cyl. 2.0 L 2004-2001	41013
2003; June 30, 2003 & Older	41011	4-Cyl. 2.3 L 2008	41120
2003; July 1, 2003 & Newer	43505	2006-2005	41120
2002	41011	4-Cyl. 2.3 L Electric Assist 2008	41120
1998-1996; W/19mm Shaft	42138	4-Cyl. 2.5 L 2011-2009	41120
1995-1989; W/17mm Shaft	42132	4-Cyl. 2.5 L Electric Assist 2011-2010 Main	41120
MX-3		2011-2010 Hybrid Drive (From Reservoir)	41516E
4-Cyl. 1.6 L (Non-US) 1996	42134	2011-2010 Aux. (Heater)	41514E
4-Cyl. 1.6 L 1995-1994	42134	2009	41120
1993-1992	42128		

☆Interference Engine Application.

★Timing Belt Driven.

Application Guide - Passenger Cars & Light Trucks

Application	Part No.	Application	Part No.
Mazda - Continued		Mercedes-Benz - Continued	
Tribute - Continued		240D - Continued	
V-6 3.0 L		4-Cyl. 147 Diesel	
2011-2009	❖41083BHWT	1979-1974; W/3 1/2" Hub Height	41160
	or	250	
2008	❖41083	6-Cyl. 152	
2006-2004	43505	1969-1968	41161
2003; Apr. 1, 2003 & Older	43505	250C	
2003; Apr. 2, 2003 & Newer	41011	6-Cyl. 170	
2002-2001	43505	1972-1970	41161
	41011	250S; 250SE	
Mercedes-Benz		6-Cyl. 152	
190		1967-1966	41161
4-Cyl. 121 Diesel		250SL	
1965-1963	41063	6-Cyl. 152	
190C		1967	41161
4-Cyl. 116		260E	
1965-1963	41063	6-Cyl. 2.6 L	
190D		1989-1987	43302
4-Cyl. 2.2 L Diesel		280; 280C	
1985-1984	42149	6-Cyl. 168	
5-Cyl. 2.5 L Diesel		1976-1975; W/3.94" Hub Height	41161
1989-1986	42147	1976-1975; W/5.31" Hub Height	41160
190E		280CE	
4-Cyl. 2.3 L		6-Cyl. 2.8 L	
1993-1991	43161	1981-1980; W/3 1/2" Hub Height	41160
1988-1985	43161	6-Cyl. 168	
6-Cyl. 2.6 L		1979-1978; W/3 1/2" Hub Height	41160
1993-1987	43302	280E	
200		6-Cyl. 2.8 L	
4-Cyl. 121 Diesel		1981-1980; W/3 1/2" Hub Height	41160
1968; Eng. No. 000015 & After; W/Auto. Trans.;		6-Cyl. 168	
W/4-Hole Hub	41160	1979-1977; W/3 1/2" Hub Height	41160
1967-1966	41063	280S	
220		6-Cyl. 168	
4-Cyl. 134		1976; W/3 1/2" Hub Height	41160
1973; W/3-Hole Hub	41063	1975; Eng. No. 130.920; Early; W/2.45" Hub	
1973; W/4-Hole Hub	41160	Height	41161
1972-1968; W/3 1/2" Hub Height	41160	1975; Eng. No. 130.920; Late; W/3 1/2" Hub	
220D		Height	41160
4-Cyl. 134 Diesel		6-Cyl. 170	
1973; W/3-Hole Hub	41063	1971-1968; W/2.45" Hub Height	41161
1973; W/4-Hole Hub	41160	280SE	
220SEB		6-Cyl. 2.8 L	
6-Cyl. 134		1980; W/3 1/2" Hub Height	41160
1965-1960; W/3-Hole Hub	41063	6-Cyl. 168	
230		1979-1977; W/3 1/2" Hub Height	41160
4-Cyl. 141		V-8 214	
1978-1974	41160	1970	43159
6-Cyl. 141		V-8 276	
1969-1966; Chassis No. 230/114, 230/110	41161	1973	43159
230S		280SEL	
6-Cyl. 141		6-Cyl. 170	
1967-1966; Chassis No. 230/114, 230/110	41161	1971-1968; W/Auto. Trans.; Eng. No. 009385 &	
230SL		Before; W/2.45" Hub Height	41161
6-Cyl. 141		1971-1968; W/Auto. Trans.; Eng. No. 009386 &	
1966-1965; Chassis No. 230/114, 230/110	41161	After; W/3 1/2" Hub Height	41160
240D		1971-1968; W/Man. Trans.; Eng. No. 005238 &	
4-Cyl. 2.4 L Diesel		Before; W/2.45" Hub Height	41161
1983-1980; W/3 1/2" Hub Height	41160	1971-1968; W/Man. Trans.; Eng. No. 005239 &	
		After; W/3 1/2" Hub Height	41160

❖Includes Back Housing.

❖Does Not Include Back Housing.

Application Guide - Passenger Cars & Light Trucks

Passenger Cars & Light Trucks

Application	Part No.	Application	Part No.
Mercedes-Benz - Continued		Mercedes-Benz - Continued	
280SEL - Continued		300SE	
V-8 276 1973	43159	6-Cyl. 3.0 L 1991-1988	43302
280SL		6-Cyl. 3.2 L 1993-1992	43164
6-Cyl. 170 1971-1968; W/Auto. Trans.; Eng. No. 000705 & Before; W/3 1/2" Hub Height	41160	300SEL	
1971-1968; W/Auto. Trans.; Eng. No. 000706 & After; W/2.45" Hub Height	41161	6-Cyl. 3.0 L 1991-1988	43302
1971-1968; W/Man. Trans.; Eng. No. 000452 & Before; W/3 1/2" Hub Height	41160	V-8 214 1971-1970	43159
1971-1968; W/Man. Trans.; Eng. No. 000453 & After; W/2.45" Hub Height	41161	V-8 276 1973-1972	43159
300CD		300SL	
5-Cyl. 3.0 L Diesel 1985-1982; Eng. No. 617.952; W/3 1/2" Hub Height	41160	6-Cyl. 3.0 L 1993-1990	42194
1981-1980; Eng. No. 617.912; W/3 1/2" Hub Height	41160	300TD	
5-Cyl. 183 Diesel 1979-1978; Eng. No. 617.912; W/3 1/2" Hub Height	41160	5-Cyl. 3.0 L Diesel 1985-1981; Eng. No. 617.952	41160
300CE		5-Cyl. 183 Diesel 1979; Eng. No. 617.912; W/3 1/2" Hub Height	41160
6-Cyl. 3.0 L 1992-1990	42194	6-Cyl. 3.0 L Diesel 1987	42147
1989-1988	43302	300TE	
6-Cyl. 3.2 L 1993; W/Return Line From Oil Filter To Water Pump	43163	6-Cyl. 3.0 L 1993-1988	43302
300D		6-Cyl. 3.2 L 1993; W/Return Line From Oil Filter To Water Pump	43163
5-Cyl. 2.5 L Diesel 1993-1990	42147	350SD	
5-Cyl. 3.0 L Diesel 1985-1982; Eng. No. 617.952	41160	6-Cyl. 3.5 L Diesel 1991	42147
1981-1980; Eng. No. 617.912	41160	350SDL	
5-Cyl. 183 Diesel 1979-1976; Eng. No. 617.912; W/3 1/2" Hub Height	41160	6-Cyl. 3.5 L Diesel 1991-1990	42147
6-Cyl. 3.0 L Diesel 1987	42147	380SE	
300E		V-8 3.8 L 1985-1984	43303
6-Cyl. 2.6 L 1992-1990	43302	380SEC	
6-Cyl. 2.8 L 1993; W/Return Line From Oil Filter To Water Pump	43163	V-8 3.8 L 1983-1982	43303
6-Cyl. 3.0 L 1993-1986	43302	380SEL	
6-Cyl. 3.2 L 1993; W/Return Line From Oil Filter To Water Pump	43163	V-8 3.8 L 1983-1981	43303
300SD		380SL	
5-Cyl. 3.0 L Diesel 1985-1981; Eng. No. 617.951	41160	V-8 3.8 L 1985-1981	43303
1980; Eng. No. 617.950	41160	380SLC	
5-Cyl. 183 Diesel 1979; Eng. No. 617.950	41160	V-8 3.8 L 1981	43303
1978	41160	400E	
6-Cyl. 3.5 L Diesel 1993-1992	42147	V-8 4.2 L 1993-1992	43168
300SDL		400SE	
6-Cyl. 3.0 L Diesel 1987-1986	42147	V-8 4.2 L 1992	43168

Application Guide - Passenger Cars & Light Trucks

Application	Part No.	Application	Part No.
Mercedes-Benz - Continued		Mercedes-Benz - Continued	
400SEL		C230 - Continued	
V-8 4.2 L 1993	43168	V-6 2.5 L 2007-2006; Eng. No. 30058376 & Before	43553
420SEL		2007-2006; Eng. No. 30058377 & After	43552
V-8 4.2 L 1991-1986	43297	C240	
450SE		V-6 2.6 L 2005-2001; W/2 Hose Connections	44082
V-8 276 1976-1973	43159	2005-2001; W/3 Hose Connections	44081
450SEL; 450SL; 450SLC		C280	
V-8 4.5 L 1980	43159	6-Cyl. 2.8 L 1997-1996	43266
V-8 276 1979-1973	43159	1995; Eng. No. 034966 & Before	43163
500E		1994	43163
V-8 5.0 L 1993-1992	43168	V-6 2.8 L 2000-1998; W/2 Hose Connections	44082
500SEC		2000-1998; W/3 Hose Connections	44081
V-8 5.0 L 1993	43168	V-6 3.0 L 2007-2006; Eng. No. 30058376 & Before	43553
1985-1984	43303	2007-2006; Eng. No. 30058377 & After	43552
500SEL		C300	
V-8 5.0 L 1993-1992	43168	V-6 3.0 L 2012-2008	43552
1985-1984	43303	C320	
500SL		V-6 3.2 L 2005-2001; W/2 Hose Connections	44082
V-8 5.0 L 1993-1992	43168	2005-2001; W/3 Hose Connections	44081
1985-1984	43303	C350	
560SEC; 560SEL		V-6 3.5 L 2011-2006; Eng. No. 30058493 & Before	43553
V-8 5.6 L 1991-1986	43297	2011-2006; Eng. No. 30058494 & After	43552
560SL		CL55	
V-8 5.6 L 1989-1986	43297	V-8 5.5 L 2002-2001	44081
C32		CL500	
V-6 3.2 L 2003	44081	V-8 5.0 L 2006-2000; W/2 Hose Connections	44082
C36		2006-2000; W/3 Hose Connections	44081
6-Cyl. 3.6 L 1997-1996	43266	1999	43298
1995; Eng. No. 034966 & Before	43163	CL550	
C43		V-8 5.5 L 2010	43556
V-8 4.3 L 2000-1998	44081	CLK55	
C55		V-8 5.5 L 2006-2001	44081
V-8 5.5 L 2006-2005	44081	CLK320	
C220		V-6 3.2 L 2005-1998; W/2 Hose Connections	44082
4-Cyl. 2.2 L 1996-1994	43166	2005-1998; W/3 Hose Connections	44081
C230		CLK350	
4-Cyl. 1.8 L 2005-2003	41012	V-6 3.5 L 2008-2006; Eng. No. 30058376 & Before	43553
4-Cyl. 2.3 L 2002	42110	2008-2006; Eng. No. 30058377 & After	43552
2000-1999	43165	CLK430	
1998-1997	43166	V-8 4.3 L 2003-1999; W/2 Hose Connections	44082
		2003-1999; W/3 Hose Connections	44081

Application Guide - Passenger Cars & Light Trucks

Passenger Cars & Light Trucks

Application	Part No.	Application	Part No.
Mercedes-Benz - Continued		Mercedes-Benz - Continued	
CLK500		E550 - Continued	
V-8 5.0 L		V-8 5.5 L - Continued	
2006-2003; W/2 Hose Connections	44082	2007	43552
2006-2003; W/3 Hose Connections	44081	G55	
CLK550		V-8 5.5 L	
V-8 5.5 L		2011-2006 Aux.	41520E
2007	43556	2005-2003 Main	44081
CLS500		2005-2003 Aux.	41520E
V-8 5.0 L		G500	
2006	44082	V-8 5.0 L	
CLS550		2008-2002 Main; W/2 Hose Connections	44082
V-8 5.5 L		2008-2002 Main; W/3 Hose Connections	44081
2011-2007	43556	2008-2002 Aux.	41520E
E55		G550	
V-8 5.5 L		V-8 5.5 L	
2002-1999	44081	2015-2011	43556
E300		2010-2009 Aux.	41520E
6-Cyl. 3.0 L Diesel		GL320	
1999-1998	42147	V-6 3.0 L Diesel	
E300D		2009 Main	42283
6-Cyl. 3.0 L Diesel		2009 Aux.	41510E
1997-1995	42147	2008-2007 Aux.	41510E
E320		GL350	
6-Cyl. 3.2 L		V-6 3.0 L Diesel	
1997	43267	2012-2011	42283
1996	43171	2010 Main	42283
1995	43163	2010 Aux.	41510E
1994; W/Return Line From Oil Filter To Water Pump	43163	GL450	
V-6 3.2 L		V-8 4.6 L	
2005-1998; W/2 Hose Connections	44082	2012	43556
2005-1998; W/3 Hose Connections	44081	V-8 4.7 L	
E350		2011	43556
V-6 3.0 L Diesel		2010-2007 Main	43556
2013-2011	42283	2010-2007 Aux.	41510E
V-6 3.5 L		GL550	
2011-2008	43552	V-8 5.5 L	
2007-2006; Eng. No. 30058376 & Before	43553	2012-2011	43556
2007-2006; Eng. No. 30058377 & After	43552	2010 Main	43556
E420		2010 Aux.	41510E
V-8 4.2 L		2009-2008 Aux.	41510E
1997	43298	GLK350	
1995-1994; Eng. No. 975020771 & Before	43168	V-6 3.5 L	
1995-1994; Eng. No. 975020772 & After	43298	2012-2010	43552
E430		ML55	
V-8 4.3 L		V-8 5.5 L	
2002-1998; W/2 Hose Connections	44082	2003	44082
2002-1998; W/3 Hose Connections	44081	2002-2000	44081
E500		ML63	
V-8 5.0 L		V-8 6.3 L	
2006-2003; W/2 Hose Connections	44082	2011-2009 Aux.	41510E
2006-2003; W/3 Hose Connections	44081	2007 Aux.	41510E
1994; Eng. No. 974010204 & Before	43168	ML320	
1994; Eng. No. 974010205 & After	43298	V-6 3.0 L Diesel	
E550		2009 Main	42283
V-8 5.5 L		2009 Aux.	41510E
2011-2010	43556	2008-2007 Aux.	41510E
2009-2008 Main	43556	V-6 3.2 L	
2009-2008 Aux.	41510E	2003-1999; W/2 Hose Connections	44082
		2003-1999; W/3 Hose Connections	44081
		1998; Eng. No. 033140 & Before; W/Oil Cooler	44081
		1998; Eng. No. 033141 & After; W/O Oil Cooler	44082

Application Guide - Passenger Cars & Light Trucks

Passenger Cars & Light Trucks

Application	Part No.	Application	Part No.
Mercedes-Benz - Continued		Mercedes-Benz - Continued	
ML350		S55	
V-6 3.0 L Diesel		V-8 5.5 L	
2013-2012	42283	2002-2001	44081
2011-2010 Main	42283	S320	
2011-2010 Aux.	41510E	6-Cyl. 3.2 L	
V-6 3.5 L		1996-1995; Eng. No. 031029 & Before	
2011-2010 Main	43552	1996-1995; Eng. No. 031210 & After	
2011-2010 Aux.	41510E	1994	
2009-2006 Main; Eng. No. 30058376 & Before	43553	S350	
2009-2006 Main; Eng. No. 30058377 & After	43552	V-6 3.0 L Diesel	
2009-2006 Aux.	41510E	2013-2012	
V-6 3.7 L		V-6 3.7 L	
2005-2003; W/2 Hose Connections	44082	2006; W/2 Hose Connections	
2005-2003; W/3 Hose Connections	44081	2006; W/3 Hose Connections	
ML430		S350D	
V-8 4.3 L		6-Cyl. 3.5 L Diesel	
2001-1999; W/2 Hose Connections	44082	1994	
2001-1999; W/3 Hose Connections	44081	S420	
ML500		V-8 4.2 L	
V-8 5.0 L		1999-1996	
2007-2006 Main; W/2 Hose Connections	44082	1995-1994; Eng. No. 971026750 & Before	
2007-2006 Main; W/3 Hose Connections	44081	1995-1994; Eng. No. 971026751 & After	
2007-2006 Aux.	41510E	S430	
2005-2002; W/2 Hose Connections	44082	V-8 4.3 L	
2005-2002; W/3 Hose Connections	44081	2006-2000; W/2 Hose Connections	
ML550		2006-2000; W/3 Hose Connections	
V-8 5.5 L		S500	
2011-2008 Main	43556	V-8 5.0 L	
2011-2008 Aux.	41510E	2006-2000; W/2 Hose Connections	
R63		2006-2000; W/3 Hose Connections	
V-8 6.3 L		1999-1996	
2007 Aux.	41510E	1995-1994; Eng. No. 970056885 & Before	
R320		1995-1994; Eng. No. 970056886 & After	
V-6 3.0 L Diesel		S550	
2009 Main	42283	V-8 5.5 L	
2009 Aux.	41510E	2011-2007	
2008-2007 Aux.	41510E	SL320	
R350		6-Cyl. 3.2 L	
V-6 3.0 L Diesel		1997	
2012 Main	42283	1995; Eng. No. 009985 & Before	
2012 Aux.	41510E	1994	
2011 Main	42283	SL500	
2011 Aux.	41522E	V-8 5.0 L	
2010 Main	42283	2006-2001; W/2 Hose Connections	
2010 Aux.	41510E	2006-2001; W/3 Hose Connections	
V-6 3.5 L		2000-1999	
2011 Main	43552	1998-1996	
2011 Aux.	41522E	1995-1994; Eng. No. 972103777 & Before	
2010 Main	43552	1995-1994; Eng. No. 972103778 & After	
2010 Aux.	41510E	SL550	
2009 Aux.	41510E	V-8 5.5 L	
2008-2006 Main; Eng. No. 30058376 & Before	43553	2012-2007	
2008-2006 Main; Eng. No. 30058377 & After	43552	SLK32	
2008-2006 Aux.	41510E	V-6 3.2 L	
R500		2004-2002	
V-8 5.0 L		SLK230	
2007-2006 Main; W/2 Hose Connections	44082	4-Cyl. 2.3 L	
2007-2006 Main; W/3 Hose Connections	44081	2004-2000	
2007-2006 Aux.	41510E	1999-1998	
R550			
V-8 5.5 L			
2008 Aux.	41510E		

Application Guide - Passenger Cars & Light Trucks

Passenger Cars & Light Trucks

Application	Part No.	Application	Part No.
Mercedes-Benz - Continued		Mercury - Continued	
SLK280		Comet - Continued	
V-6 3.0 L		V-8 289	
2007-2006; Eng. No. 30058376 & Before	43553	1967-1965; W/Aluminum W.P.	43072
2007-2006; Eng. No. 30058377 & After	43552	1967-1965; W/Cast Iron W.P.	43049
SLK300		1964	43072
V-6 3.0 L		V-8 302	
2011-2010	43552	1977-1976	43044
SLK320			or *43044P
V-6 3.2 L		1969-1968	43049
2004-2001; Eng. No. 033140 & Before	44081	V-8 351	
2004-2001; Eng. No. 033141 & After	44082	1969; W/Windsor Eng.	43049
SLK350		V-8 390	
V-6 3.5 L		1969-1966	44004
2011-2010	43552	V-8 427; V-8 428	
2007-2006; Eng. No. 30058376 & Before	43553	1968	44004
2007-2006; Eng. No. 30058377 & After	43552	Cougar	
2005	43553	4-Cyl. 2.0 L	
Sprinter		2002-1999	41013
4-Cyl. 2.1 L Diesel		4-Cyl. 2.3 L	
2015-2014 Aux.	41510E	1986-1984	42060
V-6 3.0 L Diesel		6-Cyl. 3.3 L	
2012-2010	42283	1982-1980	42054
Mercury		V-6 2.5 L	
Capri		2002-1999	41011
4-Cyl. 1.6 L		V-6 3.8 L	
1994-1991	42131	1997-1996	43067
4-Cyl. 2.3 L		1995-1994	43062
1986-1983	42060	1993-1991	43056
4-Cyl. 98		1990-1989; W/Supercharger	43082
1972-1970	42050	1990-1989; W/O Supercharger	43056
6-Cyl. 3.3 L		1988	43056
1982-1980	42054	1987-1982	43043
V-6 3.8 L		V-8 4.2 L	
1986-1983	43043	1982-1980	43058
V-8 4.2 L		V-8 4.6 L	
1982-1980; W/3.5" Dia. 6-Vane Impeller	43264	1997-1994	42065
V-8 5.0 L		V-8 5.0 L	
1986	43272	1993-1991	43066
	or *43272P	1988-1986	43272
1985-1984; W/Fuel Inj.; W/3.5" Dia. 6-Vane			or *43272P
Impeller	43264	1985; W/O Trlr. Tow. Pkg.	43050
1985-1984; W/Fuel Inj.; W/4.4" Dia. 8-Vane		1984-1983	43058
Impeller	43053	1981-1980	43058
Colony Park		V-8 289	
V-8 5.0 L		1967	43049
1991-1989	43058	V-8 302	
1988; May 30, 1988 & Older	43050	1979	43058
1988; Jun. 1988 & Newer	43058	1978-1977	43044
1987	43050		or *43044P
Comet		1969-1968	43049
6-Cyl. 144		V-8 351	
1963-1960	42055	1979-1975; W/Modified Eng.	43041
6-Cyl. 170		1979-1975; W/Windsor Eng.	43044
1964-1961	42055	1969; W/Windsor Eng.	43049
6-Cyl. 200		V-8 400	
1977-1976	42054	1978-1975	43041
1975; W/O A.C.; Apr. 12, 1975 & Older	42055	V-8 428	
1974-1971	42055	1970	44004
1968-1964	42055	V-8 460	
V-8 260		1976-1975	44003
1964-1963	43072	Cyclone	
		V-8 302	
		1969	43049
		V-8 351	
		1969; W/Windsor Eng.	43049

*High Performance Pump.

Application Guide - Passenger Cars & Light Trucks

Passenger Cars & Light Trucks

Application	Part No.	Application	Part No.
Mercury - Continued		Mercury - Continued	
Cyclone - Continued		Mariner - Continued	
V-8 390; V-8 428 1969	44004	V-6 3.0 L - Continued	
Grand Marquis		2008-2007	or ♦41083 43230BH
V-8 4.2 L		2006; Oct. 3, 2005 & Older	43505
1982-1981; W/Police, Taxi or Trlr. Tow Pkg.	43050	2005	43505
1982-1981; W/O Police, Taxi or Trlr. Tow Pkg.	43058	Marquis	
V-8 4.6 L		4-Cyl. 2.3 L	
2011-2003	41118	1986-1983	42060
2002-2001; W/Eng. Oil Cooler	41118	6-Cyl. 3.3 L	
2002-2001; W/O Eng. Oil Cooler	42065	1983	42054
2000-1998	42065	V-6 3.8 L	
1997-1992	42064	1986-1983	43043
V-8 5.0 L		V-8 4.2 L	
1991-1989	43058	1982-1981; W/Police, Taxi or Trlr. Tow Pkg.	43050
1988; May 1988 & Older	43050	1982-1981; W/O Police, Taxi or Trlr. Tow Pkg.	43058
1988; Jun. 1988 & Newer	43058	V-8 5.0 L	
1987-1986	43050	1982-1980; W/Police, Taxi or Trlr. Tow Pkg.	43050
1985; W/Police, Taxi or Trlr. Tow Pkg.	43058	1982-1980; W/O Police, Taxi or Trlr. Tow Pkg.	43058
1984-1980; W/Police, Taxi or Trlr. Tow Pkg.	43050	V-8 5.8 L (Non-US)	
1984-1980; W/O Police, Taxi or Trlr. Tow Pkg.	43058	1982; W/Police, Taxi or Trlr. Tow Pkg.	43050
V-8 5.8 L (Non-US)		1982; W/O Police, Taxi or Trlr. Tow Pkg.	43058
1989-1985	43050	V-8 5.8 L	
V-8 5.8 L		1981-1980; W/Police, Taxi or Trlr. Tow Pkg.	43050
1981-1980; W/Police, Taxi or Trlr. Tow Pkg.	43050	1981-1980; W/O Police, Taxi or Trlr. Tow Pkg.	43058
1981-1980; W/O Police, Taxi or Trlr. Tow Pkg.	43058	V-8 351	
V-8 302		1978; W/Modified Eng.	43041
1979	43058	1978; W/Windsor Eng.	43044
V-8 351		V-8 390	
1979-1978; W/Modified Eng.	43041	1970	44004
1979-1978; W/Windsor Eng.	43044	V-8 400	
V-8 400		1978-1975	43041
1978-1975	43041	V-8 427	
V-8 460		1967	44004
1978-1975	44003	V-8 428	
LN7		1969-1967	44004
4-Cyl. 1.6 L		V-8 460	
1983-1982	42058	1978-1975	44003
Lynx		Meteor	
4-Cyl. 1.6 L		6-Cyl. 170	
1985-1981	42058	1963-1962	42055
4-Cyl. 1.9 L		6-Cyl. 223	
1987-1985	42058	1961	42055
4-Cyl. 2.0 L Diesel		V-8 221	
1987-1984	☆*42059	1963	43072
Marauder		V-8 260	
V-8 4.6 L		1962	43072
2004-2003	41118	Milan	
V-8 390		4-Cyl. 2.3 L	
1970-1969	44004	2009-2006	41120
Mariner		4-Cyl. 2.5 L	
4-Cyl. 2.3 L		2011-2010	41120
2008-2005	41120	4-Cyl. 2.5 L Electric Assist	
4-Cyl. 2.3 L Electric Assist		2011-2010 Main	41120
2008-2006 Main	41120	V-6 3.0 L	
2008-2006 Aux.	41515E	2011-2010	♦41083BHWT or ♦41083 43230BH
4-Cyl. 2.5 L		2009-2006	43230BH
2011-2009	41120	Monarch	
4-Cyl. 2.5 L Electric Assist		6-Cyl. 200	
2011-2009 Main	41120	1977-1976	42054
2011-2009 Hybrid Drive (From Reservoir)	41516E	1975	42055
2011-2009 Aux. (Heater)	41514E		
V-6 3.0 L			
2011-2009	♦41083BHWT		

☆Interference Engine Application.
♦Includes Back Housing.

*Timing Belt Driven.
♦Does Not Include Back Housing.

Application Guide - Passenger Cars & Light Trucks

Passenger Cars & Light Trucks

Application	Part No.	Application	Part No.
Mercury - Continued		Mercury - Continued	
Monarch - Continued		Park Lane	
V-8 4.2 L; V-8 5.0 L 1980	43044 or *43044P	V-8 390; V-8 427 1964	42552
V-8 302 1979	43058	Sable	
1978-1976	43044 or *43044P	4-Cyl. 2.5 L 1986; W/5/8" Pilot Shaft	41010
V-8 351 1977-1976; W/Modified Eng.	43041	1986; W/3/4" Pilot Shaft	41092
1977-1976; W/Windsor Eng.	43044	V-6 3.0 L 2005-2003; W/DOHC Eng.	43505
V-8 352 (Non-US); V-8 390 (Non-US) 1961	42552	2005-2003; W/O.H.V. Eng.	43063
Montclair		2002-2001; W/DOHC Eng.	41011
V-8 390; V-8 427 1964	42552	2002-2001; W/O.H.V. Eng.	43063
Montego		2000-1996; W/DOHC Eng.	42334
6-Cyl. 200 1968	42055	2000-1996; W/O.H.V. Eng.	43063
V-8 302 1969-1968	43049	1995	43063
V-8 351 1976-1975; W/Modified Eng.	43041	1994-1986	43051
1976-1975; W/Windsor Eng.	43044	V-6 3.5 L 2009-2008	43316
1969; W/Windsor Eng.	43049	V-6 3.8 L 1995-1994	43061
V-8 390 1969-1968	44004	1993-1988	43055
V-8 400 1976-1975	43041	Topaz	
V-8 427 1968	44004	4-Cyl. 2.0 L Diesel 1986-1984	☆*42059
V-8 428 1969-1968	44004	4-Cyl. 2.3 L 1994-1992	41010
V-8 460 1976-1975	44003	1991-1984	41009
Monterey		Tracer	
V-8 352 1962-1961	42552	4-Cyl. 1.6 L (Non-US) 1987	42128
V-8 390 1964-1961	42552	4-Cyl. 1.6 L 1989-1988	42128
V-8 406 1963-1962	42552	4-Cyl. 1.8 L 1996-1991	42131
V-8 427 1964-1963	42552	4-Cyl. 1.9 L 1996-1992; W/Round Tooth Sprockets	☆*42063
Monterey Van		1991; Mar. 1991 & Older; W/Square Tooth Sprockets	*42062
V-6 4.2 L 2007-2004	43069	1991; Apr. 1991 & Newer; W/Round Tooth Sprockets	*42063
Mountaineer		4-Cyl. 2.0 L 1999-1998	☆*42315
V-6 4.0 L 2010-1998	43279	1997	*42315
V-8 4.6 L 2010-2002	41119	Villager	
V-8 5.0 L 2001-1997	43068	V-6 3.0 L 1998-1993	41137
Mystique		V-6 3.3 L 2002-1999	41078
4-Cyl. 2.0 L 2000-1998	41013	Zephyr	
1997-1995	42067	4-Cyl. 2.3 L 1983	42060
V-6 2.5 L 2000-1995	41011	6-Cyl. 3.3 L 1983-1980	42054
		V-8 4.2 L 1982-1980	43044 or *43044P
		Merkur	
		XR4TI	
		4-Cyl. 2.3 L 1989-1985	42060

*High Performance Pump.
*Timing Belt Driven.

☆Interference Engine Application.

Application Guide - Passenger Cars & Light Trucks

Application	Part No.	Application	Part No.
MG		Mitsubishi - Continued	
MGB		Endeavor	
4-Cyl. 1.8 L		V-6 3.8 L	
1980	42007	2011-2010	☆❖❖43509
4-Cyl. 110			or ☆❖❖42168
1979-1972	42007	2008-2005	☆❖❖43509
1971-1965	42010		or ☆❖❖42168
Mini		2004; Sept. 30 & Older	☆❖42168
Cooper		2004; Oct. 1 & Newer	☆❖43509
4-Cyl. 1.6 L		Expo	
2015-2009	41066	4-Cyl. 1.8 L	
2008-2007; Convertible; W/Supercharger	43534	1994	☆❖42165
2008-2007; Convertible; W/O Supercharger	43535	1993; Mar. 31, 1993 & Older	☆❖42169
2008-2007; Coupe	41066	1992	☆❖42169
2006-2002; W/Supercharger	43534	4-Cyl. 2.4 L	
2006-2002; W/O Supercharger	43535	1995-1993	42166
Mitsubishi		1992; May 1992 & Older	42164
3000GT		1992; Jun. 1992 & Newer	42166
V-6 3.0 L		Galant	
1999-1997; W/DOHC Eng.	☆❖42167	4-Cyl. 2.0 L	
1999-1997; W/SOHC Eng.	❖❖42584	1993	42166
	or	1992-1989; W/DOHC Eng.	42163
1996-1991	☆❖42167	1992-1989; W/SOHC Eng.	42164
Canter		4-Cyl. 2.4 L	
4-Cyl. 3.3 L Diesel (Non-US)		2012-2004	42585
1985-1982	49015	2003-1999	42300
Delica		1998-1994	42166
4-Cyl. 2.5 L Diesel (Non-US)		V-6 3.0 L	
1995-1993	49014	2003-2000	☆❖43509
Diamante		1999	☆❖42168
V-6 3.0 L		1988	❖❖42584
1996	❖❖42584		or ❖❖42162
	or	V-6 3.8 L	
1995-1992; W/DOHC Eng.	☆❖42167	2009-2005	☆❖❖43509
1995-1992; W/SOHC Eng.	❖❖42584		or ☆❖❖42168
	or	2004	☆❖43509
V-6 3.5 L		Lancer	
2004; W/Housing; Oct. 1 & Newer	☆❖43509	4-Cyl. 2.0 L	
2004; W/O Housing; Sept. 30 & Older	☆❖43509	2015-2008	42144
2003-2000	☆❖43509	2007	☆❖42280
1999-1997	☆❖42168	2006; W/O Turbo	☆❖42280
Eclipse		2005-2003; W/Turbo	42577
4-Cyl. 1.8 L		2005-2003; W/O Turbo	☆❖42280
1994-1990	42157	2002	☆❖42280
4-Cyl. 2.0 L		4-Cyl. 2.4 L	
1999-1995; W/Turbo	42166	2015-2009	42144
1999-1995; W/O Turbo	☆❖41003	2006-2004	42585
1994-1990	42163	Mirage	
4-Cyl. 2.4 L		4-Cyl. 1.5 L	
2012-2006	42585	2002-1997	42170
2005-2000	42300	1996-1985	42156
1999-1996	42166	4-Cyl. 1.6 L	
V-6 3.0 L		1988-1985	42157
2005	☆❖❖43509	4-Cyl. 1.8 L	
	or	2002-1997	☆❖42280
2004-2000	☆❖43509	1996-1993	☆❖42165
V-6 3.8 L		Montero	
2012-2011	☆❖43509	4-Cyl. 2.6 L	
2010-2006	☆❖❖43509	1989-1986	42216
	or	1985; Jan. 1985 & Older	42153
		1985; Feb. 1985 & Newer	42216
		1984-1983	42153
		V-6 3.0 L	
		1996-1995	☆❖42168

☆Interference Engine Application.
❖Includes Back Housing.

❖Timing Belt Driven.
❖Does Not Include Back Housing.

Application Guide - Passenger Cars & Light Trucks

Passenger Cars & Light Trucks

Application	Part No.	Application	Part No.
Mitsubishi - Continued		Mitsubishi - Continued	
Montero - Continued		Starion	
V-6 3.0 L - Continued		4-Cyl. 2.6 L	
1994-1989	✱❖43551	1989-1988	42173
..... or	✱❖42162	1987; Nov. 1986 & Older	42216
V-6 3.5 L		1987; Dec. 1986 & Newer	42173
2002-2001	☆✱43549	1986	42216
2000-1997	☆✱❖43555	1985; Jan. 1985 & Older	42153
..... or	☆✱❖42168	1985; Feb. 1985 & Newer	42216
1996-1994	☆✱42171	1984-1983	42153
V-6 3.8 L		Van	
2006-2003	☆✱43549	4-Cyl. 2.4 L	
Montero Sport		1990-1987	42159
4-Cyl. 2.4 L		Nissan	
1999-1997	42172	200SX	
V-6 3.0 L		4-Cyl. 1.6 L	
2003-1997	☆✱❖43555	1998-1995	41075
..... or	☆✱❖42168	4-Cyl. 1.8 L (Non-US)	
V-6 3.5 L		1987	41135
2004-1999	☆✱❖43555	4-Cyl. 1.8 L	
..... or	☆✱❖42168	1986-1984	41135
Outlander		4-Cyl. 2.0 L	
4-Cyl. 2.0 L		1998-1995	41138
2015-2011	42144	1988-1984	41135
4-Cyl. 2.4 L		1981-1980; W/5.25" Fan Bolt Pattern	42178
2015-2008	42144	4-Cyl. 2.2 L	
2006-2004	42585	1983-1982; W/5.25" Fan Bolt Pattern	42178
2003	43532	4-Cyl. 119	
V-6 3.0 L		1979-1977	42178
2015-2007	✱42174	V-6 3.0 L	
Pajero		1988-1987	42181
4-Cyl. 2.5 L Diesel (Non-US)		210	
1997-1991	49014	4-Cyl. 1.2 L; 4-Cyl. 1.4 L; 4-Cyl.	
Pickup		1.5 L	
4-Cyl. 2.0 L		1982-1980; W/2.362" Fan Bolt Pattern	41131
1989-1983	42159	4-Cyl. 85	
4-Cyl. 2.3 L Diesel		1979; W/1.970" Fan Bolt Pattern	41068
1985-1983	43304	1979; W/2.362" Fan Bolt Pattern	41131
4-Cyl. 2.4 L		4-Cyl. 91	
1996-1990	42159	1979; W/O A.C.; W/1.970" Fan Bolt Pattern	41068
4-Cyl. 2.6 L		1979; W/2.362" Fan Bolt Pattern	41131
1989-1986	42216	240SX	
1985; Jan. 1985 & Older	42153	4-Cyl. 2.4 L	
1985; Feb. 1985 & Newer	42216	1998-1989	41162
1984-1983	42153	240Z	
V-6 3.0 L		6-Cyl. 146	
1994-1990	✱❖43551	1973-1970	41132
..... or	✱❖42162	260Z	
Precis		6-Cyl. 157	
4-Cyl. 1.5 L		1975-1974	41132
1994-1987	42156	280Z	
Raider		6-Cyl. 168	
V-6 3.7 L		1978-1975	41132
2009-2006	43263	280ZX	
V-8 4.7 L		6-Cyl. 2.8 L	
2007-2006	43263	1983-1980	41132
Sigma		6-Cyl. 168	
V-6 3.0 L		1979-1978	41132
1990-1989	✱❖42584	300ZX	
..... or	✱❖42162	V-6 3.0 L	
		1996-1990	42232

✱Timing Belt Driven.
❖Does Not Include Back Housing.

❖Includes Back Housing.
☆Interference Engine Application.

Application Guide - Passenger Cars & Light Trucks

Passenger Cars & Light Trucks

Application	Part No.	Application	Part No.
Nissan - Continued		Nissan - Continued	
300ZX - Continued		720 Pickup	
V-6 3.0 L - Continued		4-Cyl. 2.0 L	
1989-1984	42181	1980; W/A.C.; W/5.25" Fan Bolt Pattern	42178
310		1980; W/O A.C.; W/Auto. Trans.; W/4" Fan Bolt Pattern	42176
4-Cyl. 1.4 L		1980; W/O A.C.; W/Man. Trans.	41130
1980	41068	810	
4-Cyl. 1.5 L		6-Cyl. 2.4 L	
1982	41071	1981-1980	41132
1981	41068	6-Cyl. 2.8 L Diesel	
4-Cyl. 85		1981	41132
1979	41068	6-Cyl. 146	
320 Pickup		1979-1977	41132
4-Cyl. 73		Almera	
1965; W/O Fan Clutch	42324	4-Cyl. 1.8 L (Non-US)	
350Z		2006-2001	43511
V-6 3.5 L		Altima	
2009-2007	41192	4-Cyl. 2.4 L	
2006-2003	43520	2001-1993	41163
370Z		4-Cyl. 2.5 L	
V-6 3.7 L		2012-2002	43512
2016-2009	41192	4-Cyl. 2.5 L Electric Assist	
510		2011-2007 Main	43512
4-Cyl. 2.0 L		V-6 3.5 L	
1981-1980; W/A.C.; W/5.25" Fan Bolt Pattern	42178	2015-2002	43520
1981-1980; W/O A.C.; W/4" Fan Bolt Pattern	42176	Armada	
4-Cyl. 97		V-8 5.6 L	
1973-1968; W/Fan Clutch; W/4" Fan Bolt Pattern ...	42176	2015-2005	43537
1973-1968; W/O Fan Clutch	41130	Axxess	
4-Cyl. 119		4-Cyl. 2.4 L (Non-US)	
1979-1978; W/A.C.; W/5.25" Fan Bolt Pattern	42178	1995-1991	41076
1979-1978; W/O A.C.; W/4" Fan Bolt Pattern	42176	4-Cyl. 2.4 L	
520 Pickup		1990	41076
4-Cyl. 79		B210	
1968-1966; W/O Fan Clutch	42324	4-Cyl. 79	
521 Pickup		1974; W/O A.C.; W/1.970" Fan Bolt Pattern	41068
4-Cyl. 79		4-Cyl. 85	
1969; W/O Fan Clutch	42324	1978-1975; W/O A.C.; W/1.970" Fan Bolt Pattern ...	41068
4-Cyl. 97		1978-1975; W/2.362" Fan Bolt Pattern	41131
1972-1970	41130	Cube	
4-Cyl. 98		4-Cyl. 1.8 L	
1968; W/O Fan Clutch	42324	2014-2009	41195
610		F10	
4-Cyl. 108		4-Cyl. 85	
1973; W/A.C.; W/4" Fan Bolt Pattern	42176	1978-1976	41068
1973; W/O A.C.	41130	Frontier	
4-Cyl. 119		4-Cyl. 2.4 L	
1976-1974; W/A.C.; W/5.25" Fan Bolt Pattern	42178	2004-1998	41162
1976-1974; W/O A.C.; W/4" Fan Bolt Pattern	42176	4-Cyl. 2.5 L	
620 Pickup		2015-2005	41193
4-Cyl. 97		V-6 3.3 L	
1973-1972	41130	2004-1999	43255
4-Cyl. 108		V-6 4.0 L	
1974	41130	2015-2005	43520
4-Cyl. 119		GT-R	
1979-1975; W/A.C.; W/5.25" Fan Bolt Pattern	42178	V-6 3.8 L	
710		2016-2009	41192
4-Cyl. 108			
1974; W/O A.C.; W/4" Fan Bolt Pattern	42176		
4-Cyl. 119			
1977-1975; W/A.C.; W/5.25" Fan Bolt Pattern	42178		
1977-1975; W/O A.C.; W/4" Fan Bolt Pattern	42176		

Application Guide - Passenger Cars & Light Trucks

Passenger Cars & Light Trucks

Application	Part No.	Application	Part No.
Nissan - Continued		Nissan - Continued	
Juke		Patrol	
4-Cyl. 1.6 L 2015-2011	41102	6-Cyl. 4.2 L Diesel (Non-US) 1998-1988	49004
March		Pickup	
4-Cyl. 1.4 L (Non-US) 2012	41093	4-Cyl. 2.0 L 1985-1983; W/5.25" Fan Bolt Pattern	42178
Maxima		4-Cyl. 2.2 L 1983-1981; W/Auto. Trans.; W/Fan Clutch; W/5.25" Fan Bolt Pattern	42178
6-Cyl. 2.4 L 1984-1981	41132	1983-1981; W/Man. Trans.; W/O Fan Clutch	41130
6-Cyl. 2.8 L Diesel 1983-1981	41132	4-Cyl. 2.4 L (Non-US) 2007-2001	41162
V-6 3.0 L 2001-1995	41164	4-Cyl. 2.4 L 1997-1990	41162
1994-1992; W/DOHC Eng.	43305	1989-1986	42178
1994-1992; W/SOHC Eng.	41137	1985-1983; W/5.25" Fan Bolt Pattern	42178
1991-1985	41137	V-6 3.0 L (Non-US) 1996; W/2WD	42181
V-6 3.5 L (Non-US) 2015	43520	1996; W/4WD	43300
V-6 3.5 L 2016	43520	V-6 3.0 L 1995-1986; W/2WD	42181
2014-2002	43520	1995-1986; W/4WD	43300
Murano		Pulsar NX	
V-6 3.5 L 2015	43520	4-Cyl. 1.5 L 1984-1983	41071
2012-2009	43520	4-Cyl. 1.6 L 1990-1989	41073
2007-2003	43520	1988	41071
NP300		1987; W/DOHC Eng.; Sept. 31, 1986 & Older	41135
4-Cyl. 2.4 L (Non-US) 2011-2010	41162	1987; W/SOHC Eng.	41071
NV		1986-1983	41071
V-6 4.0 L 2015-2011	43520	Quest	
V-8 5.6 L 2015-2011	43537	V-6 3.0 L 1998-1993	41137
NV200		V-6 3.3 L 2002-1999	41078
4-Cyl. 2.0 L 2015-2013	41195	V-6 3.5 L 2012-2011	43520
NX		2009-2004	43520
4-Cyl. 1.6 L 1993-1991	41075	Rogue	
4-Cyl. 2.0 L 1993-1991	41138	4-Cyl. 2.5 L 2013-2008	41069
Pathfinder		Safari	
4-Cyl. 2.4 L (Non-US) 1988	42178	6-Cyl. 4.2 L Diesel (Non-US) 1997-1987	49004
4-Cyl. 2.4 L 1987	42178	Sentra	
V-6 3.0 L 1995-1987	43300	4-Cyl. 1.5 L 1983-1982	41071
V-6 3.3 L 2000-1996	43255	4-Cyl. 1.6 L 1999-1991	41075
V-6 3.5 L 2015-2013	43520	1990-1989	41073
2004-2001	41164	1988-1983	41071
V-6 4.0 L 2012-2005 Main	43520	4-Cyl. 1.7 L Diesel 1986-1983	☆41134
2012-2005 Aux. (Heater)	41509E	4-Cyl. 1.8 L 2015-2013	41102
V-8 5.6 L 2012-2008 Main	43537	2006-2000	43511
2004	43537	4-Cyl. 2.0 L 2012-2007	41195
		2001-1998	41138
		1994-1991	41138

☆Interference Engine Application.

✱Timing Belt Driven.

Application Guide - Passenger Cars & Light Trucks

Passenger Cars & Light Trucks

Application	Part No.	Application	Part No.
Nissan - Continued		Oldsmobile - Continued	
Sentra - Continued		Achieva - Continued	
4-Cyl. 2.5 L 2012-2002	43512	V-6 3.3 L 1993-1992	42095
Stanza		Alero	
4-Cyl. 2.0 L 1986; Jun. 1986 & Older	41133	4-Cyl. 2.2 L 2004-2002	42296
1985-1982	41133	4-Cyl. 2.4 L 2001-1999; Timing Cover & Exhaust Manifold Removal Required. New Gaskets To Reinstall Do Not Come With Pump.	41028
4-Cyl. 2.4 L 1992-1990	41076	V-6 3.4 L 2004-1999	41020
Teana		Aurora	
4-Cyl. 2.0 L (Non-US) 2012-2010	41195	V-6 3.5 L 2002-2001	44043
V-6 2.5 L (Non-US); V-6 3.5 L (Non-US) 2012-2010	43520	V-8 4.0 L 2003-2001	41026
Tiida		1999-1995	41026
4-Cyl. 1.8 L (Non-US) 2015-2007	41195	Bravada	
Titan		6-Cyl. 4.2 L 2004-2002	41122
V-8 5.6 L 2015-2004	43537	V-6 4.3 L 2001-1996	43315
Tsubame		1994-1991	43114
4-Cyl. 1.6 L (Non-US) 2003	41075	Calais	
1999	41075	4-Cyl. 2.5 L 1987-1985; W/Pulley	42096
1996-1995	41075	1987-1985; W/O Pulley	42083
Van		V-6 3.0 L 1987-1985	42095
4-Cyl. 2.4 L 1990	41076	Custom Cruiser	
Versa		V-8 5.0 L 1992-1991	43115
4-Cyl. 1.6 L 2015-2012	41093	1990-1986	43100
4-Cyl. 1.8 L 2012-2007	41195	1985-1980; W/A.C.	43100
Xterra		1985-1980; W/O A.C.	43107
4-Cyl. 2.4 L 2004-2000	41162	V-8 5.7 L 1992	43115
V-6 3.3 L 2004-2000	43255	1980; W/A.C., X.C.	43100
V-6 4.0 L 2015-2005	43520	1980; W/O A.C.	43107
X-Trail		V-8 5.7 L Diesel 1985-1983	43100
4-Cyl. 2.5 L (Non-US) 2012-2010	41069	1982-1980; W/A.C.	43100
2008-2003	41069	1982-1980; W/O A.C.	43107
Oldsmobile		V-8 350 1979-1978; W/A.C., X.C.	43100
442		1979-1978; W/O A.C.	43107
V-8 455 1971	43107	1977; W/A.C.; Eng. VIN R	43100
Achieva		1977; W/O A.C.; Eng. VIN R	43107
4-Cyl. 2.3 L 1995-1992	41023	1977; Eng. VIN L	43099
4-Cyl. 2.4 L 1998-1996; Timing Cover & Exhaust Manifold Removal Required. New Gaskets To Reinstall Do Not Come With Pump.	41028	or	*43099P
V-6 3.1 L 1998-1994	41020	1973; W/A.C., X.C.	43100
		1973; W/O A.C.	43107
		V-8 350 Diesel 1979-1978; W/A.C.	43100
		1979-1978; W/O A.C.	43107
		V-8 400 1975	43102
		V-8 403 1979-1977; W/A.C., X.C.	43100
		1979-1977; W/O A.C.	43107
		V-8 455 1976-1971; W/A.C., X.C.	43100
		1976-1971; W/O A.C.	43107

*High Performance Pump.

Application Guide - Passenger Cars & Light Trucks

Passenger Cars & Light Trucks

Application	Part No.	Application	Part No.
Oldsmobile - Continued		Oldsmobile - Continued	
Cutlass		Cutlass - Continued	
6-Cyl. 250		V-8 350 - Continued	
1976-1975	42085	1976-1973; W/A.C.	43100
1971-1967	42082	1976-1973; W/O A.C.	43107
V-6 3.1 L		1972-1971	43107
1999-1997	41020	V-8 403	
V-6 3.8 L		1977; W/A.C.	43100
1987-1980	43094	1977; W/O A.C.	43107
V-6 231		V-8 455	
1979-1977	43094	1976-1973; W/A.C.	43100
V-8 4.3 L		1976-1973; W/O A.C.	43107
1982; W/A.C.	43100	1972-1971	43107
1982; W/O A.C.	43107		
1981-1980; W/A.C., X.C.	43100	Cutlass Calais	
1981-1980; W/O A.C.	43107	4-Cyl. 2.3 L	
V-8 4.4 L (Non-US)		1991-1988	41023
1982-1981	43099	4-Cyl. 2.5 L	
or	*43099P	1991-1988; W/Pulley	42096
V-8 5.0 L		1991-1988; W/O Pulley	42083
1987; Eng. VIN H	43099	V-6 3.0 L	
or	*43099P	1988	42095
1987; Eng. VIN Y	43100	V-6 3.3 L	
1986; Eng. VIN H	43099	1991-1989	42095
or	*43099P	Cutlass Ciera	
1986; Eng. VIN Y, 9	43100	4-Cyl. 2.2 L	
1985-1984; Eng. VIN H	43099	1996-1993	41019
or	*43099P	4-Cyl. 2.5 L	
1985-1984; Eng. VIN Y, 9; W/A.C.	43100	1992-1987	42091
1985-1984; Eng. VIN Y, 9; W/O A.C.	43107	1986-1982; W/Pulley; Included 3-Groove Pulley	
1983; Canada; Eng. VIN H	43099	Will Service 1 & 2-Groove Applications	42084
or	*43099P	1986-1982; W/O Pulley	42083
1983; Eng. VIN Y; W/A.C.	43100	V-6 2.8 L (Non-US)	
1983; Eng. VIN Y; W/O A.C.	43107	1985-1982	43092
1982; W/A.C.	43100	V-6 2.8 L	
1982; W/O A.C.	43107	1989-1987	41020
1980	43099	1986	43092
or	*43099P	V-6 3.0 L	
V-8 5.7 L		1985-1982	43112
1980; W/A.C., X.C.	43100	V-6 3.1 L	
1980; W/O A.C.	43107	1996-1994	41020
V-8 5.7 L Diesel		V-6 3.3 L	
1985-1983	43100	1993-1989	42095
1982; W/A.C.	43100	V-6 3.8 L	
1982; W/O A.C.; W/5.57" From Block To Pulley		1988-1986	42095
Surface	43107	1985-1984	43112
1982; W/O A.C.; W/5.95" From Block To Pulley		V-6 4.3 L Diesel	
Surface	43100	1985-1982; W/Pulley	43097
1981-1980; W/A.C.	43100	Cutlass Cruiser	
1981-1980; W/O A.C.	43107	4-Cyl. 2.5 L	
V-8 260		1990	42091
1979-1977; W/A.C., X.C.	43100	V-6 3.1 L	
1979-1977; W/O A.C.	43107	1994	41020
1976-1975; W/A.C.	43100	V-6 3.3 L	
1976-1975; W/O A.C.	43107	1993-1990	42095
V-8 260 Diesel		V-6 3.8 L	
1979; W/A.C.	43100	1981-1980	43094
1979; W/O A.C.	43107	V-6 231	
V-8 305		1979-1978	43094
1979-1978	43099	V-8 4.3 L	
or	*43099P	1981-1980; W/A.C., X.C.	43100
V-8 350		1981-1980; W/O A.C.	43107
1979; Eng. VIN L	43099	V-8 4.4 L (Non-US)	
or	*43099P	1981	43099
1979; W/A.C., X.C.; Eng. VIN R	43100	or	*43099P
1979; W/O A.C.; Eng. VIN R	43107	V-8 5.0 L	
1977; W/A.C., X.C.	43100	1981; Eng. VIN H	43099
1977; W/O A.C.	43107		

*High Performance Pump.

Application Guide - Passenger Cars & Light Trucks

Application	Part No.	Application	Part No.
Oldsmobile - Continued		Oldsmobile - Continued	
Cutlass Cruiser - Continued		Delta 88 - Continued	
V-8 5.0 L - Continued		V-8 5.7 L Diesel - Continued	
1981; W/A.C.; Eng. VIN Y	or *43099P 43100	1981-1980; W/A.C.	43100
1981; W/O A.C.; Eng. VIN Y	43107	1981-1980; W/O A.C.	43107
1980	43099	V-8 260	
	or *43099P	1979-1977; W/A.C., X.C.	43100
V-8 5.7 L Diesel		1979-1977; W/O A.C.	43107
1981-1980; W/A.C.	43100	V-8 301	
1981-1980; W/O A.C.	43107	1979	43102
V-8 260		V-8 350	
1979-1978; W/A.C., X.C.	43100	1979-1978; W/A.C., X.C.	43100
1979-1978; W/O A.C.	43107	1979-1978; W/O A.C.	43107
V-8 305		1977; Eng. VIN G, L	43099
1979-1978	43099		or *43099P
	or *43099P	1977; Eng. VIN R; W/A.C.	43100
V-8 350		1977; Eng. VIN R; W/O A.C.	43107
1979; Eng. VIN L	43099	1976-1971; W/A.C., X.C.	43100
	or *43099P	1976-1971; W/O A.C.	43107
1979; W/A.C., X.C.; Eng. VIN R	43100	V-8 350 Diesel	
1979; W/O A.C.; Eng. VIN R	43107	1979-1978; W/A.C.	43100
1978	43099	1979-1978; W/O A.C.	43107
	or *43099P	V-8 400	
V-8 350 Diesel		1975	43102
1979; W/A.C.	43100	V-8 403	
1979; W/O A.C.	43107	1979-1977; W/A.C., X.C.	43100
Cutlass Supreme		1979-1977; W/O A.C.	43107
4-Cyl. 2.3 L		V-8 455	
1991-1990	41023	1976-1971; W/A.C., X.C.	43100
V-6 2.8 L		1976-1971; W/O A.C.	43107
1989-1988	41020	Eighty Eight	
V-6 3.1 L		V-6 3.8 L	
1997-1989	41020	1999-1995	42097
V-6 3.4 L		1994-1989	42095
1996-1991	41020	F85	
V-8 5.0 L		6-Cyl. 250	
1988	43100	1971-1966	42082
Delta 88		V-6 225	
V-6 3.0 L		1965-1964	43110
1986	42095	V-8 350	
V-6 3.8 L		1972-1971	43107
1988-1986	42095	V-8 455	
1985-1980	43094	1972	43107
V-6 231		Firenza	
1979-1977	43094	4-Cyl. 1.8 L	
V-8 4.3 L		1986-1983	*41016
1982-1981; W/A.C.	43100	1982; Eng. VIN G	41015
1982-1981; W/O A.C.	43107	1982; Eng. VIN O	*41016
1980; W/A.C., X.C.	43100	4-Cyl. 2.0 L	
1980; W/O A.C.	43107	1988-1987; Eng. VIN 1	41019
V-8 4.4 L (Non-US)		1988-1987; Eng. VIN K	*41022
1982-1981	43099	1986-1983	41015
	or *43099P	V-6 2.8 L	
V-8 5.0 L		1987	41020
1985-1980; W/A.C.	43100	1986-1985	41021
1985-1980; W/O A.C.	43107	Intrigue	
V-8 5.7 L		V-6 3.5 L	
1980; W/A.C., X.C.	43100	2002-1999	44043
1980; W/O A.C.	43107	V-6 3.8 L	
V-8 5.7 L Diesel		1999-1998	42097
1985-1983	43100	LSS	
1982; W/A.C.	43100	V-6 3.8 L	
1982; W/O A.C.; W/5.57" From Block To Pulley Surface	43107	1999-1997	42097
1982; W/O A.C.; W/5.95" From Block To Pulley Surface	43100		

*High Performance Pump.

*Timing Belt Driven.

Application Guide - Passenger Cars & Light Trucks

Passenger Cars & Light Trucks

Application	Part No.	Application	Part No.
Oldsmobile - Continued		Oldsmobile - Continued	
Ninety Eight		Omega - Continued	
V-6 3.0 L		V-8 350 - Continued	
1985	43112	1976-1975	43094
V-6 3.8 L		1974-1973; W/A.C.	43100
1996	42097	1974-1973; W/O A.C.	43107
1995-1986	42095	Regency	
1985	43112	V-6 3.8 L	
V-6 4.1 L		1998-1997	42097
1983-1981	43094	Silhouette	
V-6 4.3 L Diesel		V-6 3.1 L	
1985; W/Pulley	43097	1994-1990	41020
V-8 5.0 L		V-6 3.4 L	
1984-1980; W/A.C.	43100	2004-1996	41020
1984-1980; W/O A.C.	43107	V-6 3.8 L	
V-8 5.7 L		1995-1992	42095
1980; W/A.C., X.C.	43100	Starfire	
1980; W/O A.C.	43107	4-Cyl. 2.5 L	
V-8 5.7 L Diesel		1980	42085
1984-1983	43100	4-Cyl. 140	
1982; W/A.C.	43100	1977-1976	42103
1982; W/O A.C.; W/5.57" From Block To Pulley Surface	43107	4-Cyl. 151	
1982; W/O A.C.; W/5.95" From Block To Pulley Surface	43100	1979-1978	42085
1981-1980; W/A.C.	43100	V-6 3.8 L	
1981-1980; W/O A.C.	43107	1980	43094
V-8 350		V-6 231	
1979-1977; W/A.C., X.C.	43100	1979-1975	43094
1979-1977; W/O A.C.	43107	Toronado	
1975; W/A.C., X.C.	43100	V-6 3.8 L	
1975; W/O A.C.	43107	1992-1986	42095
1973-1972; W/A.C., X.C.	43100	V-6 4.1 L	
1973-1972; W/O A.C.	43107	1984-1981	43094
V-8 350 Diesel		V-8 5.0 L	
1979-1978; W/A.C.	43100	1985-1980; W/A.C.	43100
1979-1978; W/O A.C.	43107	1985-1980; W/O A.C.	43107
V-8 400		V-8 5.7 L	
1975	43102	1980; W/A.C., X.C.	43100
V-8 403		V-8 5.7 L Diesel	
1979-1977; W/A.C., X.C.	43100	1985-1983	43100
1979-1977; W/O A.C.	43107	1982; W/A.C.	43100
V-8 455		1982; W/O A.C.; W/5.57" From Block To Pulley Surface	43107
1976-1971; W/A.C., X.C.	43100	1982; W/O A.C.; W/5.95" From Block To Pulley Surface	43100
1976-1971; W/O A.C.	43107	1981-1980; W/A.C.	43100
Omega		1981-1980; W/O A.C.	43107
4-Cyl. 2.5 L		V-8 350	
1984-1980; W/Pulley; Included 3-Groove Pulley Will Service 1 & 2-Groove Applications	42084	1979; W/A.C., X.C.	43100
1984-1980; W/O Pulley	42083	V-8 350 Diesel	
6-Cyl. 250		1979; W/A.C.	43100
1976-1975	42085	1979; W/O A.C.	43107
1974; W/A.C.	42100	V-8 403	
1974; W/O A.C.	42082	1978-1977	43100
1973	42082	V-8 455	
V-6 2.8 L		1976-1971; W/A.C.	43100
1984-1980	43092	1976-1971; W/O A.C.	43107
V-6 231		Vista Cruiser	
1979-1977	43094	V-8 350; V-8 455	
V-8 260		1975-1973; W/A.C.	43100
1977-1975; W/A.C.	43100	1975-1973; W/O A.C.	43107
1977-1975; W/O A.C.	43107	1972-1971	43107
V-8 305			
1979-1977	43099		
	or		
	*43099P		
V-8 350			
1979-1977	43099		
	or		
	*43099P		

*High Performance Pump.

Application Guide - Passenger Cars & Light Trucks

Application	Part No.	Application	Part No.
Opel		Plymouth - Continued	
1900		Arrow - Continued	
4-Cyl. 116 1974-1971	42246	4-Cyl. 98 - Continued 1977-1976	41109
Agila		4-Cyl. 122 1979	42216
3-Cyl. 1.0 L (Non-US); 4-Cyl. 1.2 L (Non-US) 2008-2000	49018	1978-1976	42153
Astra		4-Cyl. 156 1979	42153
4-Cyl. 1.4 L (Non-US) 1998-1992	49006	Arrow Pickup	
4-Cyl. 1.6 L (Non-US) 1999-1992	49006	4-Cyl. 2.0 L; 4-Cyl. 2.6 L 1982-1980	42153
4-Cyl. 1.7 L Diesel (Non-US) 2005-2000	49016	4-Cyl. 122; 4-Cyl. 156 1979	42153
1998-1991	49016	B Series Van	
Corsa		6-Cyl. 3.7 L 1983-1980	43025
4-Cyl. 1.4 L (Non-US); 4-Cyl. 1.6 L (Non-US) 2003-1993	49006	6-Cyl. 225 1979-1974	43025
GT		V-8 5.2 L; V-8 5.9 L 1983-1980	43026 or *43026P
4-Cyl. 66 1970-1969	42246	V-8 318; V-8 360 1979-1974	43026 or *43026P
4-Cyl. 116 1973-1969	42246	V-8 400; V-8 440 1978-1976	42032
Kadett		Barracuda	
4-Cyl. 116 1968	42246	6-Cyl. 198 1971	43025
Manta		6-Cyl. 225 1972-1967	43025
4-Cyl. 116 1975-1973	42246	V-8 273 1967; W/A.C.	42553
Opel		1967; W/O A.C.	43030
4-Cyl. 111 1979-1976	41051	V-8 318 1974-1970	43026 or *43026P
Vectra		1969-1968; W/A.C.	42553
4-Cyl. 1.6 L (Non-US) 2003-1995	49006	1969-1968; W/O A.C.	43030
4-Cyl. 1.7 L Diesel (Non-US) 1998-1990	49016	V-8 340 1973-1970	43026 or *43026P
Peugeot		1969-1968; W/O A.C.	43030
505		V-8 360 1974	43026 or *43026P
4-Cyl. 2.0 L 1987-1980; W/O Threaded Hole for Temperature Sending Unit	43184	V-8 383 1971-1970	42032
Plymouth		1969; W/O A.C.	42032
Acclaim		1968-1967	42032
4-Cyl. 2.5 L 1995-1990	42034	V-8 426; V-8 440 1971-1970	42032
1989	42033	Belvedere	
V-6 3.0 L 1995-1989	*❖42584 or *❖42162	6-Cyl. 218 1954	42554
Arrow		6-Cyl. 225 1970-1960	43025
4-Cyl. 1.6 L 1980	41143	6-Cyl. 230 1956-1954	42554
4-Cyl. 2.6 L 1980	42153	V-8 273 1968-1965; W/A.C.	42553
4-Cyl. 98 1979-1978	41143	1968-1965; W/O A.C.	43030

*Timing Belt Driven.
❖Does Not Include Back Housing.

❖Includes Back Housing.
*High Performance Pump.

Application Guide - Passenger Cars & Light Trucks

Passenger Cars & Light Trucks

Application	Part No.	Application	Part No.
Plymouth - Continued		Plymouth - Continued	
Belvedere - Continued		Colt - Continued	
V-8 318		4-Cyl. 1.6 L	
1970	43026	1990-1989; Wagon	42157
	or	1988-1983	42157
	*43026P	4-Cyl. 1.8 L	
1969-1965; W/A.C.	42553	1994	☆*42165
1969-1965; W/O A.C.	43030	1993-1992	☆*42169
1964-1957	43030	1990-1989	42157
V-8 350		4-Cyl. 2.4 L	
1958	42032	1994-1993	42166
V-8 361		1992	42164
1965-1959	42032	4-Cyl. 122 (Non-US)	
V-8 383		1978-1976	42216
1970-1960	42032		
V-8 413		Concord	
1961	42032	6-Cyl. 218	
V-8 426		1952-1951	42554
1969	42032		
1967-1963	42032	Conquest	
V-8 440		4-Cyl. 2.6 L	
1969	42032	1986	42216
1967	42032	1985; Jan. 1985 & Older	42153
		1985; Feb. 1985 & Newer	42216
		1984	42153
Breeze		Cranbrook	
4-Cyl. 2.0 L		6-Cyl. 218	
2000-1996	☆*41003	1953-1951	42554
4-Cyl. 2.4 L (Non-US)			
1996; W/Hyd. Tensioner	*42035	Deluxe	
1996; W/Man. Tensioner	*41006	6-Cyl. 218	
4-Cyl. 2.4 L		1950-1946	42554
2000-1997	*41006		
Cambridge		Duster	
6-Cyl. 218		6-Cyl. 198	
1953-1951	42554	1974-1970	43025
Caravelle		6-Cyl. 225	
4-Cyl. 2.2 L		1976-1970	43025
1988-1985	42029	V-8 318	
4-Cyl. 2.5 L		1976-1970	43026
1988-1986	42029		or
6-Cyl. 3.7 L (Non-US)			*43026P
1983-1980	43025	V-8 340	
6-Cyl. 225 (Non-US)		1973-1970	43026
1979-1978	43025		or
V-8 5.2 L (Non-US)			*43026P
1988-1980	43026	V-8 360	
	or	1976-1974	43026
	*43026P		or
			*43026P
Caravelle Salon		Fury	
V-8 5.2 L (Non-US)		6-Cyl. 225	
1989	43026	1978-1975	43025
	or	1972-1960	43025
	*43026P	V-8 273	
Champ		1967; W/A.C.	42553
4-Cyl. 1.4 L		1967; W/O A.C.	43030
1982-1981	42156	V-8 318	
4-Cyl. 1.6 L		1978-1975	43026
1982-1981	42157		or
			*43026P
Colt			43026
4-Cyl. 1.4 L (Non-US)		1973-1970	*43026P
1982	42156		or
4-Cyl. 1.4 L			*43026P
1984-1983	42156	1969-1965; W/A.C.	42553
4-Cyl. 1.5 L		1969-1965; W/O A.C.	43030
1994-1985	42156	1964-1959	43030
4-Cyl. 1.6 L (Non-US)		V-8 360	
1982	42157	1978-1971	43026
			or
			*43026P
		V-8 361	
		1966-1959	42032

*High Performance Pump.
*Timing Belt Driven.

☆Interference Engine Application.

Application Guide - Passenger Cars & Light Trucks

Application	Part No.	Application	Part No.
Plymouth - Continued		Plymouth - Continued	
Fury - Continued		Neon	
V-8 383		4-Cyl. 2.0 L	
1971-1960	42032	2001-2000	☆*41003
V-8 400		1999-1995; W/DOHC Eng.	☆*41003
1978-1972	42032	1999-1995; W/SOHC Eng.	☆*41003
V-8 413		Plaza	
1962-1961	42032	6-Cyl. 218	
V-8 426		1954	42554
1965-1963	42032	6-Cyl. 230	
V-8 440		1956-1954	42554
1978-1977	42032	V-8 318	
1975-1966	42032	1958	43030
Gran Fury		Prowler	
6-Cyl. 3.7 L		V-6 3.5 L	
1983-1980	43025	2001-1999	☆*41079
V-8 5.2 L		1997; W/3-Bolt Design	*41005
1989-1980	43026	1997; W/6-Bolt Design	*41070
	or	Reliant	
	*43026P	4-Cyl. 2.2 L	
V-8 5.9 L		1989	42033
1980	43026	1988-1981	42029
	or	4-Cyl. 2.5 L	
	*43026P	1989	42033
V-8 318; V-8 360		1988-1986	42029
1977-1975	43026	Road Runner	
	or	V-8 318	
	*43026P	1974-1972	43026
V-8 400; V-8 440			or
1977-1975	42032		*43026P
Grand Voyager		V-8 340	
4-Cyl. 2.2 L		1973-1971	43026
1987	42029		or
			*43026P
4-Cyl. 2.4 L		V-8 360	
1997	*41006	1974	43026
1996; W/Hyd. Tensioner	*42035		or
1996; W/Man. Tensioner	*41006		*43026P
4-Cyl. 2.5 L		V-8 383	
1989	42033	1971	42032
1988	42029	V-8 400	
V-6 3.0 L		1974-1972	42032
2000-1992	*42584	V-8 426	
	or	1971	42032
	*42162	V-8 440	
1989-1987	*42584	1974-1971	42032
	or	Sapporo	
	*42162	4-Cyl. 2.6 L	
V-6 3.3 L		1983-1980	42153
2000-1990	41001	4-Cyl. 98	
V-6 3.8 L (Non-US)		1979-1978	41143
1998-1997	41001	4-Cyl. 156	
V-6 3.8 L		1979-1978	42153
1999	41001	Satellite	
1996-1994	41001	6-Cyl. 225	
Horizon		1974-1968	43025
4-Cyl. 1.7 L		V-8 273	
1983-1980	42028	1968-1965; W/A.C.	42553
4-Cyl. 2.2 L		1968-1965; W/O A.C.	43030
1990	42034	V-8 318	
1989	42033	1974-1970	43026
1988-1981	42029		or
4-Cyl. 104			*43026P
1979-1978	42028	1969-1965; W/A.C.	42553
Laser		1969-1965; W/O A.C.	43030
4-Cyl. 1.8 L		V-8 318	
1994-1990	42157	1974-1970	43026
4-Cyl. 2.0 L			or
1994-1990	42163		*43026P

*High Performance Pump.
 †Includes Back Housing.
 ☆Interference Engine Application.

*Timing Belt Driven.
 †Does Not Include Back Housing.

Application Guide - Passenger Cars & Light Trucks

Passenger Cars & Light Trucks

Application	Part No.	Application	Part No.
Plymouth - Continued		Plymouth - Continued	
Satellite - Continued		Trailduster - Continued	
V-8 360 1974	43026	6-Cyl. 225 1979-1974	43025
or	*43026P	V-8 5.2 L; V-8 5.9 L 1981-1980	43026
V-8 361 1966-1965	42032	or	*43026P
V-8 383 1971-1965	42032	V-8 318; V-8 360 1979-1974	43026
V-8 400 1974-1972	42032	or	*43026P
V-8 426 1971-1965	42032	V-8 400 1978-1976	42032
V-8 440 1974-1967	42032	1974	42032
Savoy		Valiant	
6-Cyl. 218 1954	42554	6-Cyl. 170 1969-1960	43025
6-Cyl. 225 1964-1960	43025	6-Cyl. 198 1974-1970	43025
6-Cyl. 230 1956-1954	42554	6-Cyl. 225 1976-1961	43025
V-8 318 1964-1958	43030	V-8 273 1969-1965; W/A.C.	42553
V-8 361 1964-1959	42032	1969-1965; W/O A.C.	43030
V-8 383 1964-1963	42032	1964	43030
1961-1960	42032	V-8 318 1976-1970	43026
V-8 413 1961	42032	or	*43026P
V-8 426 1964-1963	42032	1969-1968; W/A.C.	42553
Scamp		1969-1968; W/O A.C.	43030
6-Cyl. 198 1974-1971	43025	V-8 360 1976	43026
6-Cyl. 225 1976-1971	43025	or	*43026P
V-8 318 1976-1971	43026	1974	43026
or	*43026P	or	*43026P
Scamp Pickup		Volare	
4-Cyl. 2.2 L 1983	42029	6-Cyl. 3.7 L 1980	43025
Special Deluxe		6-Cyl. 225 1979-1976	43025
6-Cyl. 218 1950-1946	42554	V-8 5.2 L 1980	43026
Sundance		or	*43026P
4-Cyl. 2.2 L 1994-1990	42034	V-8 318; V-8 360 1979-1976	43026
1989	42033	or	*43026P
1988-1987	42029	Voyager	
4-Cyl. 2.5 L 1994-1990	42034	4-Cyl. 2.2 L 1987-1984	42029
1989	42033	4-Cyl. 2.4 L 2000-1997	*41006
1988	42029	1996; W/Hyd. Tensioner	*42035
V-6 3.0 L 1994-1992	*42584	1996; W/Man. Tensioner	*41006
or	*42162	4-Cyl. 2.5 L 1995-1990	42034
Trailduster		1989	42033
6-Cyl. 3.7 L 1980	43025	1988-1987	42029
		V-6 3.0 L 2000-1987	*42584
		or	*42162
		V-6 3.3 L 2000-1991	41001

*High Performance Pump.
 †Includes Back Housing.

*Timing Belt Driven.
 †Does Not Include Back Housing.

Application Guide - Passenger Cars & Light Trucks

Passenger Cars & Light Trucks

Application	Part No.	Application	Part No.
Plymouth - Continued		Pontiac - Continued	
Voyager - Continued		Bonneville - Continued	
V-6 3.8 L (Non-US) 1998-1997	41001	V-8 4.6 L 2005-2004	41026
V-6 3.8 L 1999	41001	V-8 4.9 L 1980	43102
V-6 3.8 L 1996	41001	V-8 5.0 L 1986-1983	43099
Pontiac			or
1000			*43099P
4-Cyl. 1.6 L 1987-1983	43091	1981; W/A.C.	43100
2000		1981; W/O A.C.	43107
4-Cyl. 1.8 L 1983	*41016	V-8 5.7 L 1980; W/A.C., X.C.	43100
4-Cyl. 2.0 L 1983	41015	1980; W/A.C.; W/O X.C.	43094
2000 Sunbird		1980; W/O A.C.	43107
4-Cyl. 1.8 L 1984	*41016	V-8 5.7 L Diesel 1984-1983	43100
4-Cyl. 2.0 L 1984	41015	1982; W/A.C.	43100
6000		1982; W/O A.C.; W/5.57" From Block To Pulley Surface	43107
4-Cyl. 2.5 L 1991-1987	42091	1982; W/O A.C.; W/5.95" From Block To Pulley Surface	43100
1986-1982; W/Pulley; Included 3-Groove Pulley Will Service 1 & 2-Groove Applications	42084	1981-1980; W/A.C.	43100
1986-1982; W/O Pulley	42083	1981-1980; W/O A.C.	43107
V-6 2.8 L 1989-1987	41020	V-8 301 1979-1977	43102
1986-1982	43092	V-8 305 1977	43099
V-6 3.1 L 1991-1988	41020		or
V-6 4.3 L Diesel 1985-1982; W/Pulley	43097		*43099P
Acadian		V-8 350 1979-1978; W/A.C., X.C.	43100
4-Cyl. 85 (Non-US); 4-Cyl. 98 (Non-US) 1976	43091	1979-1978; W/A.C.; W/O X.C.	43094
Astre		1979-1978; W/O A.C.	43107
4-Cyl. 140 1977-1975	42103	1977; Eng. VIN P	43102
4-Cyl. 151 1977	42085	1977; Eng. VIN R; W/A.C.	43100
Aztek		1977; Eng. VIN R; W/O A.C.	43107
V-6 3.4 L 2005-2001	41020	V-8 389 1966-1963	43122
Bonneville		V-8 400 1978-1970	43102
V-6 3.8 L 2005-1996	42097	1969; W/Casting No. 799124 & 9799124	43102
1995-1993	42095	1968-1967	43122
1992	42097	V-8 403 1979-1978; W/A.C., X.C.	43100
1991-1987	42095	1979-1978; W/A.C.; W/O X.C.	43094
1986-1980	43094	1979-1978; W/O A.C.	43107
V-6 4.1 L 1982	43094	1977; W/A.C.	43100
V-6 4.3 L 1986	43099	1977; W/O A.C.	43107
	or	V-8 421 1966-1963	43122
V-8 4.3 L 1981-1980	43102	V-8 428 1969; W/Casting No. 799124 & 9799124	43102
	*43099P	1968-1967	43122
		V-8 455 1976-1970	43102
		Catalina	
		V-6 3.8 L 1981-1980	43094
		V-6 231 1979-1977	43094
		V-8 4.3 L 1981-1980	43102
		V-8 4.9 L 1980	43102
		V-8 5.0 L 1981; W/A.C.	43100
		1981; W/O A.C.	43107

*Timing Belt Driven.

*High Performance Pump.

Application Guide - Passenger Cars & Light Trucks

Passenger Cars & Light Trucks

Application	Part No.	Application	Part No.
Pontiac - Continued		Pontiac - Continued	
Catalina - Continued		Firebird	
V-8 5.7 L		4-Cyl. 2.5 L	
1980; W/A.C., X.C.	43100	1986-1985	42092
1980; W/A.C.; W/O X.C.	43094	1984-1982	42085
1980; W/O A.C.	43107	6-Cyl. 250	
V-8 5.7 L Diesel		1976-1975	42085
1981-1980; W/A.C.	43100	1974; W/A.C.	42100
1981-1980; W/O A.C.	43107	1974; W/O A.C.	42082
V-8 301		1973-1970; W/O A.C.	42082
1979-1977	43102	V-6 2.8 L	
V-8 305		1989-1987	43113
1977	43099	1986-1985	43092
or	*43099P	1984-1982	43095
V-8 350 (Non-US)		V-6 3.1 L	
1975	43102	1992-1990	43113
V-8 350		V-6 3.4 L	
1979-1978; W/A.C., X.C.	43100	1995-1993	43117
1979-1978; W/A.C.; W/O X.C.	43094	V-6 3.8 L	
1979-1978; W/O A.C.	43107	2002-1996	42097
1977; Eng. VIN P	43102	1995	42095
1977; W/A.C.	43100	1989	43094
1977; W/O A.C.	43107	1981-1980	43094
1976	43102	V-6 231	
1973-1970	43102	1979-1977	43094
V-8 389		V-8 4.3 L	
1966-1963	43122	1981	43102
V-8 400		V-8 4.9 L	
1978-1970	43102	1981-1980	43102
1969; W/Casting No. 799124 & 9799124	43102	V-8 5.0 L	
1968-1967	43122	1992-1988	43114
V-8 403		1987-1980	43099
1979-1978; W/A.C., X.C.	43100	or	*43099P
1979-1978; W/A.C.; W/O X.C.	43094	V-8 5.7 L	
1979-1978; W/O A.C.	43107	2002-1998	45002
1977; W/A.C.	43100	1997-1993	44037
1977; W/O A.C.	43107	1992-1988	43114
V-8 421		1987	43099
1966-1963	43122	or	*43099P
V-8 428		V-8 301	
1969; W/Casting No. 799124 & 9799124	43102	1979	43102
1968-1967	43122	1977	43102
V-8 455		V-8 305	
1976-1970	43102	1979-1977	43099
or		or	*43099P
Executive		V-8 326	
V-8 350		1967	43122
1970	43102	V-8 350	
V-8 389		1979; Eng. VIN L	43099
1967	43122	or	*43099P
V-8 400		1979; Eng. VIN R; W/A.C.	43100
1970	43102	1979; Eng. VIN R; W/O A.C.	43107
1969; W/Casting No. 799124 & 9799124	43102	1978	43099
1968-1967	43122	or	*43099P
V-8 428		1977; Eng. VIN P	43102
1969; W/Casting No. 799124 & 9799124	43102	1977; Eng. VIN R; W/A.C.	43100
1968-1967	43122	1977; Eng. VIN R; W/O A.C.	43107
V-8 455		1976-1970	43102
1970	43102	1968	43122
Fiero		V-8 400	
4-Cyl. 2.5 L		1979-1970	43102
1988-1984	42083	1968-1967	43122
V-6 2.8 L		V-8 403	
1988-1985	43092	1979-1977; W/A.C.	43100
		1979-1977; W/O A.C.	43107

*High Performance Pump.

Application Guide - Passenger Cars & Light Trucks

Application	Part No.	Application	Part No.
Pontiac - Continued		Pontiac - Continued	
Firebird - Continued		Grand Am - Continued	
V-8 455 1976-1971	43102	V-6 231 1979	43094
Firefly		V-8 4.9 L 1980	43102
3-Cyl. 1.0 L (Non-US) 2000-1994	42212	V-8 5.0 L 1980	43099 or *43099P
1991-1989	42212	V-8 301 1979-1978	43102
1988-1985	41084	V-8 305 1979-1978	43099 or *43099P
4-Cyl. 1.3 L (Non-US) 2000-1995	42212	V-8 350 1975	43102
G3		1973	43102
4-Cyl. 1.6 L 2010-2009	41017	V-8 400; V-8 455 1975-1973	43102
G3 Wave		Grand Lemans	
4-Cyl. 1.6 L (Non-US) 2009	41017	6-Cyl. 250 1976-1975	42085
G5		V-6 3.8 L 1981-1980; Eng. VIN A	43094
4-Cyl. 2.2 L 2010-2007	43529	1981-1980; Eng. VIN K	43099 or *43099P
4-Cyl. 2.4 L 2008-2007	43529	V-6 231 1979-1977	43094
G6		V-8 4.3 L 1981-1980	43102
4-Cyl. 2.4 L 2010-2006	43529	V-8 4.4 L (Non-US) 1982	43099 or *43099P
V-6 3.5 L 2010-2007	42586	V-8 4.9 L 1980	43102
2006-2005	41020	V-8 5.0 L 1980	43099 or *43099P
V-6 3.6 L 2010-2007	43530	V-8 260 1976; W/A.C.	43100
V-6 3.9 L 2010-2006	42586	1976; W/O A.C.	43107
G8		V-8 301 1979	43102
V-8 6.0 L 2010-2009	45004WT	1977	43102
2008	45011	V-8 305 1979-1977	43099 or *43099P
V-8 6.2 L 2010-2009	45004WT	V-8 350 1979-1978	43099 or *43099P
Grand Am		1977; Eng. VIN P	43102
4-Cyl. 2.0 L 1989-1987	*41022	1977; Eng. VIN R; W/A.C.	43100
4-Cyl. 2.2 L 2005	43529	1977; Eng. VIN R; W/O A.C.	43107
2004-2002	42296	1976-1975	43102
4-Cyl. 2.3 L 1995-1988	41023	V-8 400 1977-1975	43102
4-Cyl. 2.4 L 2001-1996; Timing Cover & Exhaust Manifold Removal Required. New Gaskets To Reinstall Do Not Come With Pump.	41028	V-8 403 1977; W/A.C.	43100
4-Cyl. 2.5 L 1991-1985; W/Pulley	42096	1977; W/O A.C.	43107
1991-1985; W/O Pulley	42083	V-8 455 1976-1975	43102
V-6 3.0 L 1987-1985	42095	Grand Prix	
V-6 3.1 L 1998-1994	41020	4-Cyl. 2.3 L 1991-1990	41023
V-6 3.3 L 1993-1992	42095		
V-6 3.4 L 2005-1999	41020		

*Timing Belt Driven.

*High Performance Pump.

Application Guide - Passenger Cars & Light Trucks

Passenger Cars & Light Trucks

Application	Part No.	Application	Part No.
Pontiac - Continued		Pontiac - Continued	
Grand Prix - Continued		Grand Safari - Continued	
V-6 2.8 L		V-8 305	
1989-1988	41020	1977	43099
V-6 3.1 L			or *43099P
2003-1989	41020	V-8 350	
V-6 3.4 L		1978; W/A.C., X.C.	43100
1996-1991	41020	1978; W/A.C.; W/O X.C.	43094
V-6 3.8 L		1978; W/O A.C.	43107
2008-1997	42097	1977; W/A.C.	43100
1987-1980	43094	1977; W/O A.C.	43107
V-6 4.1 L		V-8 400	
1982	43094	1978-1971	43102
V-6 4.3 L		V-8 403	
1987-1986	43099	1978; W/A.C., X.C.	43100
	or *43099P	1978; W/A.C.; W/O X.C.	43094
V-6 231		1978; W/O A.C.	43107
1979-1978	43094	1977; W/A.C.	43100
V-8 4.3 L		1977; W/O A.C.	43107
1981-1980	43102	V-8 455	
V-8 4.9 L		1976-1971	43102
1980	43102	Grandville	
V-8 5.0 L		V-8 400	
1987-1983	43099	1975	43102
	or *43099P	1973	43102
1980	43099	1971	43102
	or *43099P	V-8 455	
V-8 5.3 L		1975-1971	43102
2008-2005	42288	GTO	
V-8 5.7 L Diesel		V-8 5.7 L	
1984-1983	43100	2004	45002
1982; W/A.C.	43100	V-8 6.0 L	
1982; W/O A.C.; W/5.57" From Block To Pulley		2006-2005	45002
Surface	43107	V-8 326; V-8 389	
1982; W/O A.C.; W/5.95" From Block To Pulley		1966	43122
Surface	43100	V-8 400	
1981; W/A.C.	43100	1971-1970	43102
1981; W/O A.C.	43107	1969; W/4.469" Hub Height	43102
V-8 301		1968-1967	43122
1979-1977	43102	V-8 455	
V-8 305		1971-1970	43102
1979-1978	43099	J2000	
	or *43099P	4-Cyl. 1.8 L	
V-8 350		1982; Eng. VIN G	41015
1977; Eng. VIN P	43102	1982; Eng. VIN O	*41016
1977; Eng. VIN R; W/A.C.	43100	Laurentian	
1977; Eng. VIN R; W/O A.C.	43107	V-6 3.8 L (Non-US)	
1976	43102	1981	43094
V-8 389		1980	43099
1966-1963	43122		or *43099P
V-8 400		V-8 4.3 L (Non-US)	
1977-1969	43102	1981	43102
1968-1967	43122	V-8 4.4 L (Non-US)	
V-8 403		1981	43099
1977; W/A.C.	43100		or *43099P
1977; W/O A.C.	43107	V-8 5.0 L (Non-US)	
V-8 421		1981; Eng. VIN H	43099
1966-1963	43122		or *43099P
V-8 428		1981; Eng. VIN Y; W/A.C.	43100
1969	43102	1981; Eng. VIN Y; W/O A.C.	43107
1968-1967	43122	1980; Eng. VIN H	43099
V-8 455			or *43099P
1976-1970	43102	V-8 5.7 L (Non-US)	
Grand Safari		1980	43094
V-8 301			
1978-1977	43102		

*High Performance Pump.

*Timing Belt Driven.

Application Guide - Passenger Cars & Light Trucks

Passenger Cars & Light Trucks

Application	Part No.	Application	Part No.
Pontiac - Continued		Pontiac - Continued	
Laurentian - Continued		Montana	
V-8 5.7 L Diesel (Non-US)		V-6 3.4 L	
1981-1980; W/A.C.	43100	2005-1999	41020
1981-1980; W/O A.C.	43107	V-6 3.5 L	
V-8 305 (Non-US)		2006-2005	41020
1979-1977; Eng. VIN H	43099	V-6 3.9 L (Non-US)	
	or	2009-2007	42586
	*43099P	V-6 3.9 L	
V-8 350 (Non-US)		2006	42586
1979-1978	43099		
	or	Parisienne	
	*43099P	V-6 3.8 L (Non-US)	
1977	43102	1985	43094
V-8 400 (Non-US); V-8 455 (Non-US)		1982-1981	43094
1976-1975	43102	1980	43099
			or
Lemans			*43099P
4-Cyl. 1.6 L		V-6 3.8 L	
1993-1991	☆*41080	1984	43094
1990-1988	☆*41018	1983	43099
4-Cyl. 2.0 L			or
1990	*41016		*43099P
1989; 2nd Design	*41022	V-6 4.3 L	
6-Cyl. 250		1986-1985	43099
1976-1975	42085		or
1974; W/A.C.	42100		*43099P
1974; W/O A.C.	42082	V-8 4.3 L (Non-US)	
1973-1970	42082	1981	43102
V-6 3.8 L		V-8 4.4 L (Non-US)	
1981-1980; Eng. VIN A	43094	1982-1981	43099
1981-1980; Eng. VIN K	43099		or
	or		*43099P
	*43099P	V-8 5.0 L (Non-US)	
V-6 231		1982; Eng. VIN H	43099
1979-1977	43094		or
V-8 4.3 L			*43099P
1981-1980	43102	1981; Eng. VIN H	43099
V-8 4.9 L			or
1980	43102		*43099P
V-8 5.0 L		1981; Eng. VIN Y; W/A.C.	43100
1980	43099	1981; Eng. VIN Y; W/O A.C.	43107
	or	1980; Eng. VIN H	43099
	*43099P		or
V-8 260			*43099P
1976; W/A.C.	43100	V-8 5.0 L	
1976; W/O A.C.	43107	1986; Eng. VIN H	43099
V-8 301			or
1979-1977	43102		*43099P
V-8 305		1986; Eng. VIN Y	43100
1979-1977	43099	1985-1983	43099
	or		or
	*43099P		*43099P
V-8 350		V-8 5.7 L (Non-US)	
1979-1978	43099	1980	43094
	or	V-8 5.7 L Diesel (Non-US)	
	*43099P	1981-1980; W/A.C.	43100
1977; Eng. VIN P	43102	1981-1980; W/O A.C.	43107
1977; Eng. VIN R; W/A.C.	43100	V-8 5.7 L Diesel	
1977; Eng. VIN R; W/O A.C.	43107	1985-1983	43100
1976-1970	43102	V-8 305 (Non-US)	
V-8 400		1979-1977; Eng. VIN H	43099
1977-1970	43102		or
V-8 403			*43099P
1977; W/A.C.	43100	V-8 350 (Non-US)	
1977; W/O A.C.	43107	1979-1978	43099
V-8 455			or
1976	43102		*43099P
1974-1971	43102	1977	43102
		V-8 400 (Non-US); V-8 455 (Non-US)	
		1976-1975	43102
		Phoenix	
		4-Cyl. 2.5 L	
		1984-1980; W/Pulley; Included 3-Groove Pulley	
		Will Service 1 & 2-Groove Applications	42084
		1984-1980; W/O Pulley	42083

*High Performance Pump.
*Timing Belt Driven.

☆Interference Engine Application.

Application Guide - Passenger Cars & Light Trucks

Passenger Cars & Light Trucks

Application	Part No.	Application	Part No.
Pontiac - Continued		Pontiac - Continued	
Phoenix - Continued		Sunfire - Continued	
4-Cyl. 151 1978-1977	42085	4-Cyl. 2.2 L - Continued 2001-1995	41019
V-6 2.8 L 1984-1980	43092	4-Cyl. 2.3 L 1995	41023
V-6 231 1979-1977	43094	4-Cyl. 2.4 L 2002-1996; Timing Cover & Exhaust Manifold Removal Required. New Gaskets To Reinstall Do Not Come With Pump.	41028
V-8 301 1977	43102	Sunrunner	
V-8 305 1979-1977	43099 or *43099P	4-Cyl. 1.6 L (Non-US) 1997-1994	42284
V-8 350 1979-1978	43099 or *43099P	T1000	
1977; W/A.C.	43100	4-Cyl. 1.6 L 1982-1981	43091
1977; W/O A.C.	43107	Tempest	
Pursuit		4-Cyl. 2.0 L (Non-US) 1988	41019
4-Cyl. 2.2 L (Non-US) 2006-2005	43529	6-Cyl. 215 1965-1964	42098
4-Cyl. 2.4 L (Non-US) 2006	43529	6-Cyl. 250 1970	42082
Safari		V-8 326 1967-1963	43122
V-8 5.0 L 1989-1987	43100	V-8 350 1970	43102
Solstice		1969; W/Casting No. 799124 & 9799124	43102
4-Cyl. 2.0 L 2010-2007	43529	1968	43122
4-Cyl. 2.4 L 2010-2006	43529	V-8 389 1965-1964	43122
Star Chief		V-8 400 1970	43102
V-8 389; V-8 421 1966-1965	43122	Torrent	
Sunbird		V-6 3.4 L 2009-2006	43539
4-Cyl. 1.8 L 1986-1985	*41016	V-6 3.6 L 2009-2008	43530
4-Cyl. 2.0 L 1994-1990	*41016	Trans Sport	
1989-1987	*41022	V-6 3.1 L 1995-1990	41020
1986-1985	41015	V-6 3.4 L 1998-1996	41020
4-Cyl. 2.5 L 1980	42085	V-6 3.8 L 1995-1992	42095
4-Cyl. 140 1977-1976	42103	Ventura	
4-Cyl. 151 1979-1977	42085	4-Cyl. 151 1977	42085
V-6 3.1 L 1994-1991	41020	6-Cyl. 250 1976-1975	42085
V-6 3.8 L 1980	43094	1974; W/A.C.	42100
V-6 231 1979-1976	43094	1974; W/O A.C.	42082
Sunburst		1973-1971	42082
4-Cyl. 1.5 L (Non-US) 1988-1985	☆*41052	V-6 231 1977	43094
Sunfire		V-8 260 1976	43100
4-Cyl. 2.2 L 2005	43529	1975; W/A.C.	43100
2004-2003	42296	1975; W/O A.C.	43107
2002; Eng. VIN 4	41019	V-8 301 1977	43102
2002; Eng. VIN F	42296	V-8 305 1977	43099 or *43099P

*High Performance Pump.
☆Interference Engine Application.

*Timing Belt Driven.

Application Guide - Passenger Cars & Light Trucks

Passenger Cars & Light Trucks

Application	Part No.	Application	Part No.
Pontiac - Continued		Porsche - Continued	
Ventura - Continued		Boxster - Continued	
V-8 307 (Non-US) 1973	43101	6-Cyl. 3.4 L 2008-2007	42579
V-8 307 1972-1971	43101	Cayenne	
V-8 350 1977; W/A.C.	43100	V-6 3.2 L 2006-2004 Main	41186
1977; W/O A.C.	43107	2006-2004 Aux.	41508E
1976-1975	43094	V-6 3.6 L 2010-2008 Main	41077
1974-1972	43102	2010-2008 Aux.	41508E
Vibe		V-8 4.5 L 2006-2003 Aux.	41508E
4-Cyl. 1.8 L 2010-2009	41201	Cayman	
2008-2007	41101	6-Cyl. 2.7 L 2009-2007	42579
2006-2003; Eng. VIN 8	41101	6-Cyl. 3.4 L 2008-2006	42579
2006-2003; Eng. VIN L	41124	Renault	
4-Cyl. 2.4 L 2010-2009	41179	Alliance	
Wave		4-Cyl. 1.4 L 1987-1983	43200
4-Cyl. 1.6 L (Non-US) 2009	41017	Clio	
2008-2005	☆✱43540	4-Cyl. 1.4 L (Non-US) 2006-2000	✱42800
Porsche		4-Cyl. 1.6 L (Non-US) 2009-1999	✱42800
911		Encore	
6-Cyl. 3.4 L 2001-1999	42579	4-Cyl. 1.4 L 1986-1984	43200
6-Cyl. 3.6 L 2008; W/O Turbo; Exc. GT3	42579	Laguna	
2007-2006	42579	4-Cyl. 1.6 L (Non-US) 2009-2006	✱42800
2005-2002; Carrera, Targa	42579	Saab	
6-Cyl. 3.8 L 2008-2005	42579	9-2X	
924		4-Cyl. 2.0 L 2005	☆✱43548
4-Cyl. 2.0 L 1982-1980	42259	4-Cyl. 2.5 L 2006-2005	☆✱42207
4-Cyl. 2.5 L 1988-1987	☆✱43295	9-3	
4-Cyl. 121 1979-1977	42259	4-Cyl. 2.0 L 2012-2003	43529
928		2002-1999	42199
V-8 4.5 L 1982-1981	☆✱43219	4-Cyl. 2.3 L 2002-1999	42199
1980	✱43219	9-4X	
V-8 4.7 L 1984-1983	☆✱43219	V-6 2.8 L; V-6 3.0 L 2012-2011	43530
V-8 5.0 L 1987; Early	☆✱43219	9-5	
1986-1985	☆✱43219	4-Cyl. 2.0 L 2012-2010	43529
V-8 273 1979-1978	✱43219	4-Cyl. 2.3 L 2009-1999	42199
944		V-6 3.0 L 2003 Main	41142
4-Cyl. 2.5 L 1989-1983	☆✱43295	2002 Main; Eng. No. 8506571 & Before	41142
Boxster		2001-1999 Main	41142
6-Cyl. 2.5 L 1999-1997	42579		
6-Cyl. 2.7 L 2009-2000	42579		
6-Cyl. 3.2 L 2006-2000	42579		

☆Interference Engine Application.

✱Timing Belt Driven.

Application Guide - Passenger Cars & Light Trucks

Passenger Cars & Light Trucks

Application	Part No.	Application	Part No.
Saab - Continued		Saturn - Continued	
9-7X		Relay	
6-Cyl. 4.2 L 2009-2005	41122	V-6 3.5 L 2006-2005	41020
V-8 5.3 L 2009-2008	45010	V-6 3.9 L 2007-2006	42586
2007-2005	45006	Sky	
V-8 6.0 L 2009-2008	45010	4-Cyl. 2.0 L; 4-Cyl. 2.4 L 2010-2007	
900		43529	
4-Cyl. 2.0 L 1998-1994	42199	S-Series	
1993-1981	41141	4-Cyl. 1.9 L 2002-1995	
4-Cyl. 2.1 L 1994	42199	1994-1991; W/DOHC Eng.	
1993-1991	41141	1994-1991; W/SOHC Eng.	
4-Cyl. 2.3 L 1998-1994	42199	41024	
V-6 2.5 L 1997-1994	41142	41024	
9000		41025	
4-Cyl. 2.0 L 1990-1986	42197	VUE	
4-Cyl. 2.3 L 1998-1990	42198	4-Cyl. 2.2 L 2007-2006	
V-6 3.0 L 1997-1995	41142	2005-2002	
Saleen		4-Cyl. 2.4 L 2010-2008	
N20 Focus		43529	
4-Cyl. 2.3 L 2004		42296	
41120		4-Cyl. 2.4 L Electric Assist 2010-2007	
Saturn		43529	
Astra		V-6 3.0 L 2003-2002	
4-Cyl. 1.8 L 2010-2008		41142	
41017		V-6 3.5 L 2010-2008	
Aura		2007-2004	
4-Cyl. 2.4 L 2010-2008		☆✱41184	
43529		V-6 3.6 L 2010-2008	
4-Cyl. 2.4 L Electric Assist 2010-2007		43530	
43529		V-6 3.6 L Electric Assist 2009	
V-6 3.5 L 2008-2007		43530	
V-6 3.6 L 2010-2007		43530	
Ion		Scion	
4-Cyl. 2.0 L 2007-2004		FR-S	
43529		4-Cyl. 2.0 L 2015-2013	
4-Cyl. 2.2 L 2007-2006		41088	
43529		TC	
2005-2003		4-Cyl. 2.4 L 2010-2005	
42296		41179	
4-Cyl. 2.4 L 2007-2006		4-Cyl. 2.5 L 2015-2011	
43529		42031	
L-Series		XA	
4-Cyl. 2.2 L 2004-2000		4-Cyl. 1.5 L 2006-2004	
42296		42253	
V-6 3.0 L 2005-2000		XB	
41142		4-Cyl. 1.5 L 2006-2004	
Outlook		42253	
V-6 3.6 L 2010-2007		4-Cyl. 2.4 L 2015-2011; VIN 7th Digit C Through G	
43530		41064	
		2015-2011; VIN 7th Digit O Through 6, B, & H Through K	
		41179	
		2010-2008	
		41064	
		XD	
		4-Cyl. 1.8 L 2014-2010	
		41033	
		2009-2008	
		41201	
		Seat	
		Alhambra	
		4-Cyl. 1.8 L (Non-US) 2007-2002	
		☆✱41127	

☆Interference Engine Application.

✱Timing Belt Driven.

Application Guide - Passenger Cars & Light Trucks

Passenger Cars & Light Trucks

Application	Part No.	Application	Part No.
Seat - Continued		Subaru - Continued	
Alhambra - Continued		Baja	
V-6 2.8 L (Non-US)		4-Cyl. 2.5 L	
2008-2007	41186	2006-2004; W/DOHC Eng.	☆*43548
2005-2002	41186	2006-2004; W/SOHC Eng.	☆*42207
Cordoba		2003	☆*42207
4-Cyl. 2.0 L (Non-US)		Brat	
2009	☆*41127	4-Cyl. 1.6 L	
2007-2003	☆*41127	1980	42203
Ibiza		4-Cyl. 1.8 L	
4-Cyl. 1.8 L (Non-US)		1987-1985	42203
2008-2005	☆*41127	1984-1983; W/Turbo	42206
4-Cyl. 2.0 L (Non-US)		1984-1983; W/O Turbo	42203
2009	☆*41127	1982-1980	42203
2007-2003	☆*41127	4-Cyl. 97	
Leon		1979-1978	42202
4-Cyl. 1.8 L (Non-US)		BRZ	
2001	☆*41127	4-Cyl. 2.0 L	
Toledo		2015-2013	41088
4-Cyl. 1.8 L (Non-US)		DL	
2005	❖41086BH	4-Cyl. 1.6 L	
or	❖41086	1984-1980	42203
2004-2002	☆*41127	4-Cyl. 1.8 L	
Skoda		1989-1985; W/Bolt-On Pulley; W/4.087" Hub Height	41165
Fabia		1989-1985; W/Bolt-On Pulley; W/4.320" Hub Height	42208
4-Cyl. 2.0 L (Non-US)		1989-1985; W/Press-On Pulley	42203
2007-2005	☆*41127	1984-1980	42203
2003-1999	☆*41127	4-Cyl. 83	
Octavia		1976-1973	42202
4-Cyl. 2.0 L (Non-US)		4-Cyl. 97	
2009-2004	☆*41127	1979-1976	42202
Superb		FE	
V-6 2.8 L (Non-US)		4-Cyl. 97	
2008-2002	☆*43216	1979-1978	42202
V-6 3.6 L (Non-US)		FF-1 Star	
2009-2008	41077	4-Cyl. 77	
Sterling		1972	42202
825		Forester	
V-6 2.5 L		4-Cyl. 2.5 L	
1988-1987	☆*42108	2015-2014	41088
827		2013-2011; W/Turbo	☆*42030
V-6 2.7 L		2013-2011; W/O Turbo	41088
1991-1989	☆*42108	2010-2008; W/DOHC Eng.	☆*42030
Studebaker		2010-2008; W/SOHC Eng.	☆*42571
Commander; Cruiser; Daytona		2007; W/DOHC Eng.	☆*43548
V-8 283		2007; W/SOHC Eng.	☆*42571
1966-1965	43106	2006; W/DOHC Eng.	☆*43548
or	*43106P	2006; W/SOHC Eng.; W/Auto. Trans.	☆*42570
Wagonaire		2006; W/SOHC Eng.; W/Man. Trans.	☆*42571
V-8 283		2005-2004; W/DOHC Eng.	☆*43548
1966	43106	2005-2004; W/SOHC Eng.; W/Auto. Trans.	☆*43527
or	*43106P	2005-2004; W/SOHC Eng.; W/Man. Trans.	☆*42207
Subaru		2003; W/Auto. Trans.	☆*43527
B9 Tribeca		2003; W/Man. Trans.	☆*42207
6-Cyl. 3.0 L		2002; Oct. 31, 2001 & Older	☆*42207
2007-2006	43514	2002; Nov. 1, 2001 & Newer; W/Auto. Trans.	☆*43527
		2002; Nov. 1, 2001 & Newer; W/Man. Trans.	☆*42207
		2001-1998	☆*42207
		G	
		4-Cyl. 77	
		1972	42202

☆Interference Engine Application.
❖Includes Back Housing.
*High Performance Pump.

*Timing Belt Driven.
❖Does Not Include Back Housing.

Application Guide - Passenger Cars & Light Trucks

Passenger Cars & Light Trucks

Application	Part No.	Application	Part No.
Subaru - Continued		Subaru - Continued	
GF		Legacy - Continued	
4-Cyl. 83 1976-1975	42202	4-Cyl. 2.2 L - Continued	
4-Cyl. 97 1979-1976	42202	1998-1995	✱42207
GL		1994-1992; W/Turbo	✱42336
4-Cyl. 1.6 L 1987-1986	42203	1994-1992; W/O Turbo	✱42207
1980	42203	1991; W/Turbo	✱43513
4-Cyl. 1.8 L 1989-1985; W/Bolt-On Pulley; W/4.087" Hub Height	41165	1991; W/O Turbo	✱42207
1989-1985; W/Bolt-On Pulley; W/4.320" Hub Height	42208	1990	✱42207
1989-1985; W/Press-On Pulley	42203	4-Cyl. 2.5 L	
1984-1983; W/Turbo	42206	2015-2013	41088
1984-1983; W/O Turbo	42203	2012-2010; W/DOHC Eng.	☆✱43517
1982-1980	42203	2012-2010; W/SOHC Eng.	☆✱42274
4-Cyl. 77 1972	42202	2009-2006; W/DOHC Eng.	☆✱43548
4-Cyl. 83 1975-1973	42202	2009-2006; W/SOHC Eng.	☆✱42571
4-Cyl. 97 1979	42202	2005; W/DOHC Eng.	☆✱43548
GL-10		2005; W/SOHC Eng.	☆✱42207
4-Cyl. 1.8 L 1989-1985; W/Bolt-On Pulley; W/4.087" Hub Height	41165	2004-1996	☆✱42207
1989-1985; W/Bolt-On Pulley; W/4.320" Hub Height	42208	6-Cyl. 3.0 L	
1989-1985; W/Press-On Pulley	42203	2009-2008	43514
GLF		6-Cyl. 3.6 L	
4-Cyl. 1.6 L 1980	42203	2015-2010	41091
4-Cyl. 1.8 L 1982-1980	42203	Loyale	
Impreza		4-Cyl. 1.8 L 1994-1990	42208
4-Cyl. 1.8 L 1997-1993	✱42207	Outback	
4-Cyl. 2.0 L 2015-2012	41088	4-Cyl. 2.5 L	
2005	☆✱43548	2015-2013	41088
2004-2002	☆✱43513	2012	☆✱42274
4-Cyl. 2.2 L 2001-1999	☆✱42207	2011-2010; VIN 4th Digit B	☆✱42274
1998-1995	✱42207	2011-2010; VIN 4th Digit G	☆✱42571
4-Cyl. 2.5 L		2009-2006; W/DOHC Eng.	☆✱43548
2015; STI	☆✱43548	2009-2006; W/SOHC Eng.	☆✱42571
2014-2013; STI	☆✱43548	2005; W/DOHC Eng.; VIN 4th Digit B	☆✱43548
2014-2013; WRX	☆✱42030	2005; W/SOHC Eng.	☆✱42207
2012; W/DOHC Eng.; STI	☆✱43548	2004-2002	☆✱42207
2012; W/DOHC Eng.; WRX	☆✱42030	2001; VIN 4th Digit B	☆✱42207
2011-2008; W/DOHC Eng.; STI	☆✱43548	2001; VIN 4th Digit G	☆✱42207
2011-2008; W/DOHC Eng.; WRX	☆✱42030	2000	☆✱42207
2011-2008; W/SOHC Eng.	☆✱42571	6-Cyl. 3.0 L	
2007-2006; W/DOHC Eng.	☆✱43548	2009-2001	43514
2007-2006; W/SOHC Eng.	☆✱42571	6-Cyl. 3.6 L	
2005-2004; W/DOHC Eng.	☆✱43548	2015-2010	41091
2005-2004; W/SOHC Eng.	☆✱42207	RX	
2003-1998	☆✱42207	4-Cyl. 1.8 L	
Legacy		1989-1985; W/Bolt-On Pulley; W/4.087" Hub Height	41165
4-Cyl. 2.2 L 1999	☆✱42207	1989-1985; W/Bolt-On Pulley; W/4.320" Hub Height	42208
		1989-1985; W/Press-On Pulley	42203
		Standard	
		4-Cyl. 1.6 L	
		1987-1980	42203
		4-Cyl. 1.8 L	
		1987; W/4.087" Hub Height	41165
		1987; W/4.320" Hub Height	42208
		1982-1981	42203
		4-Cyl. 83	
		1976	42202
		4-Cyl. 97	
		1979-1977	42202
		SVX	
		6-Cyl. 3.3 L	
		1997-1992	✱42328

✱Timing Belt Driven.

☆Interference Engine Application.

Application Guide - Passenger Cars & Light Trucks

Application	Part No.	Application	Part No.
Subaru - Continued		Suzuki - Continued	
Tribeca		Sidekick - Continued	
6-Cyl. 3.6 L 2014-2008	41091	4-Cyl. 1.6 L - Continued	
XT		1989; Early; W/4 Threaded Mounting Bosses	42284
4-Cyl. 1.8 L 1991-1985	41165	1989; Late; W/5 Threaded Mounting Bosses	42284
XV Crosstrek		4-Cyl. 1.8 L 1998-1996	41113
4-Cyl. 2.0 L 2015-2013	41088	SJ410	
Suzuki		3-Cyl. 1.0 L (Non-US) 1984; VIN F10A548473 & Before	42561
Aerio		Swift	
4-Cyl. 2.0 L 2003-2002	41113	3-Cyl. 1.0 L (Non-US) 1992	42212
4-Cyl. 2.3 L 2007-2004	41113	4-Cyl. 1.3 L 2001-1989	42212
Carry		4-Cyl. 1.6 L (Non-US) 2011-2009	41017
3-Cyl. .7 L (Non-US) 1992-1990	49017	2008-2004	☆✳43540
Equator		SX4	
4-Cyl. 2.5 L 2013-2009	41193	4-Cyl. 2.0 L 2013-2010	42179BH
V-6 4.0 L 2013-2009	43520	2009-2007	41113
Esteem		Verona	
4-Cyl. 1.6 L (Non-US) 2001	42281	6-Cyl. 2.5 L 2006-2004	43323
4-Cyl. 1.6 L 2000-1998	42281	Vitara	
1997-1995	42284	4-Cyl. 1.6 L (Non-US) 2002	42281
4-Cyl. 1.8 L 2002-1999	41113	4-Cyl. 1.6 L 2001-1999	42281
Forenza		4-Cyl. 2.0 L 2004-1999	41113
4-Cyl. 2.0 L 2008-2004	☆✳42408	V-6 2.5 L 2004	42285
Grand Vitara		X-90	
4-Cyl. 2.4 L 2013-2009	42179BH	4-Cyl. 1.6 L 1998-1996	42284
V-6 2.5 L 2005-1999	42285	XL-7	
V-6 2.7 L 2008-2006	42285	V-6 2.7 L 2006-2002	42285
2001	42285	V-6 3.6 L 2009-2007	43530
V-6 3.2 L 2011-2009	43530	Toyota	
Kizashi		4 Runner	
4-Cyl. 2.4 L 2013-2010	42179BH	4-Cyl. 2.4 L 1995-1985	42339
Reno		1984	42337
4-Cyl. 2.0 L 2008-2005	☆✳42408	4-Cyl. 2.7 L 2010	43291
Samurai		2000-1996	43291
4-Cyl. 1.3 L 1995-1986	41084	V-6 3.0 L 1995-1993	✳42247
Sidekick		1992-1990	✳42243
4-Cyl. 1.3 L 1989	41084	1989-1988	✳42242
4-Cyl. 1.6 L 1998-1990	42284	V-6 3.4 L 2002-1996	✳42250
		V-6 4.0 L 2015-2010	43525
		2009-2003	43528
		V-8 4.7 L 2009-2003	☆✳44085

☆Interference Engine Application.

✳Timing Belt Driven.

Application Guide - Passenger Cars & Light Trucks

Passenger Cars & Light Trucks

Application	Part No.	Application	Part No.
Toyota - Continued		Toyota - Continued	
Avalon		Celica - Continued	
4-Cyl. 2.5 L Electric Assist 2015-2013	41517E	4-Cyl. 2.0 L - Continued	
V-6 3.0 L 2004-1995	*42340	1989-1988; Eng. Designation 3SGTE	*42330
V-6 3.5 L 2015-2005	43538	1987; Eng. Designation 3SFE	*42240BH
Avanza			or *42240
4-Cyl. 1.5 L (Non-US) 2012-2010	42253	1987; Eng. Designation 3SGELC	*42331
2008-2007	42253	1986; Eng. Designation 2SELC	*42338
Avensis			*42331
4-Cyl. 2.0 L (Non-US) 2015-2009	41033	4-Cyl. 2.2 L 1999-1990	*42240BH
2008-2000	41179		or *42240
Camry			42337
4-Cyl. 2.0 L 1991-1987	*42240BH	4-Cyl. 2.4 L 1985	42339
	or *42240	1984-1981	42337
1986-1983	*42338	4-Cyl. 113 1971; W/O Fan Clutch	41167
4-Cyl. 2.2 L 2001-1992	*42240BH	4-Cyl. 120 1974-1971; W/O Fan Clutch	41167
	or *42240	4-Cyl. 134 1979-1978	42337
4-Cyl. 2.4 L 2009-2002	41179	1977	42223
4-Cyl. 2.4 L Electric Assist 2011-2007 Main	41179	1976-1975	42224
2011-2007 Aux. (Heater)	41513E	6-Cyl. 2.6 L 1980	41171
2011-2007 Hybrid Drive (To Inverter)	41512E	6-Cyl. 2.8 L 1985-1982	42230
4-Cyl. 2.5 L 2015-2010	42031	1981	41171
4-Cyl. 2.5 L Electric Assist 2015-2012	41517E	6-Cyl. 156 1979	42565
V-6 2.5 L 1991-1988	*42305	Corolla	
V-6 3.0 L 2006-1994	*42340	4-Cyl. 1.6 L (Non-US) 2013	41033
1993-1992	*42305	4-Cyl. 1.6 L 1997-1993	42319
V-6 3.3 L 2006-2004	*42340	1992	41097
V-6 3.5 L 2015-2007	43538	1991-1990; Eng. Designation 4AFE	41097
Camry Solara		1991-1990; Eng. Designation 4AGE	42237
4-Cyl. 2.2 L 2000-1999	*42240BH	1989; Eng. Designation 4AF, 4AFE, 4ALC	41097
	or *42240	1989; Eng. Designation 4AGE	42237
V-6 3.0 L 2000-1999	*42340	1988; Eng. Designation 4AF, 4AFE, 4ALC	41097
Carina		1988; Eng. Designation 4AGE, 4AGELC	42237
4-Cyl. 97 1973-1972	42214	1987; Eng. Designation 4AC; W/RWD	42228
Celica		1987; Eng. Designation 4AGEC	42236
4-Cyl. 1.6 L 1993-1990	41097	1987; Eng. Designation 4AGELC	42237
4-Cyl. 1.8 L 2005-2000; Eng. Designation 1ZZFE	41101	1987; Eng. Designation 4ALC	41097
2005-2000; Eng. Designation 2ZZGE	41124	1986-1985; Eng. Designation 4AC; W/RWD	42228
1997-1994	*42587	1986-1985; Eng. Designation 4AGEC	42236
	or *42245	1984; Eng. Designation 4AC	41097
4-Cyl. 2.0 L 1993-1990	*42330	1984; Eng. Designation 4ALC	41097
1989-1988; Eng. Designation 3SFE	*42240BH	1983	42228
	or *42240	4-Cyl. 1.8 L 2015-2009	41033
1989-1988; Eng. Designation 3SGELC	*42331	2008-2007	41101
		2006-2005; Eng. Designation 1ZZFE	41101
		2006-2005; Eng. Designation 2ZZGE	41124
		2004-1998	41101
		1997-1993	*42587
			or *42245
		1982-1980; Exc. Canada; Re-Use Old Fan Clutch ..	42222
		4-Cyl. 2.4 L (Non-US) 2012-2011	41179
		4-Cyl. 2.4 L 2010-2009	41179

*Timing Belt Driven.

◆Does Not Include Back Housing.

◆Includes Back Housing.

Application Guide - Passenger Cars & Light Trucks

Application	Part No.	Application	Part No.
Toyota - Continued		Toyota - Continued	
Corolla - Continued		Highlander - Continued	
4-Cyl. 2.5 L		V-6 3.3 L	
2011	41179	2007-2004	✳️42340
4-Cyl. 71		V-6 3.3 L Electric Assist	
1979-1978	42221	2010-2006	✳️42340
4-Cyl. 97		V-6 3.5 L	
1979-1977	42222	2015-2008	43538
1975-1971	42214	V-6 3.5 L Electric Assist	
Corona		2015-2013	43538
4-Cyl. 2.2 L		2012-2011	43538
1980	42337	2012-2011 Hybrid Drive (To Inverter)	41506E
4-Cyl. 2.4 L		Hilux	
1982-1981	42337	4-Cyl. 2.4 L Diesel (Non-US)	
4-Cyl. 113		2002-1988	49000
1971-1970; W/O Fan Clutch	41167	4-Cyl. 2.7 L (Non-US)	
1969	41167	2015-2011	43291
4-Cyl. 116		2010; W/4WD	43291
1970-1968; W/O Fan Clutch	41168	2009-2001	43291
1967-1965	41168	1999-1998	43291
4-Cyl. 120		4-Cyl. 2.8 L Diesel (Non-US)	
1974-1972; W/O Fan Clutch	41167	1997-1994	49000
4-Cyl. 134		4-Cyl. 3.0 L Diesel (Non-US)	
1979-1978	42337	2005-2001	49000
1977	42223	Land Cruiser	
1976-1975	42224	6-Cyl. 4.0 L	
Cressida		1992-1988	43301
6-Cyl. 2.6 L		6-Cyl. 4.2 L	
1980; Aug. 1979 & Newer	41171	1987-1981	43290
6-Cyl. 2.8 L		1980; W/Eng. Oil Cooler; W/Fan Clutch	42568
1988-1983	42230	1980; W/Eng. Oil Cooler; W/O Fan Clutch	43210
1982-1981	41171	6-Cyl. 4.5 L	
6-Cyl. 3.0 L		1997-1993	42251
1992-1989	41098	6-Cyl. 237	
6-Cyl. 156		1974-1969	43288
1979-1978	42565	6-Cyl. 258	
Crown		1979; W/Eng. Oil Cooler; W/Fan Clutch	42568
4-Cyl. 116		1979; W/Eng. Oil Cooler; W/O Fan Clutch	43210
1966-1965	41168	1978; W/Eng. Oil Cooler; W/Fan Clutch	42567
6-Cyl. 137		1978; W/Eng. Oil Cooler; W/O Fan Clutch	43210
1971-1969	41167	1977; W/Eng. Oil Cooler; W/Fan Clutch	42567
6-Cyl. 156		1977; W/Eng. Oil Cooler; W/O Fan Clutch; Body	
1972	41167	Code FJ55	43210
Echo		1976-1975; W/Eng. Oil Cooler; W/O Fan Clutch	43210
4-Cyl. 1.5 L		V-8 4.7 L	
2005-2000	42253	2007-1998	☆✳️44085
FJ Cruiser		V-8 5.7 L	
V-6 4.0 L		2015-2013	42290
2014-2010	43525	2011-2008	42290
2009-2007	43528	Mark II	
Hiace		6-Cyl. 137	
4-Cyl. 2.7 L (Non-US)		1972	41167
2014-2006	43291	6-Cyl. 156	
Highlander		1976-1975	42566
4-Cyl. 2.4 L		1974-1973	41167
2007-2001	41179	Matrix	
4-Cyl. 2.7 L		4-Cyl. 1.8 L	
2015-2009	42031	2013-2009	41033
V-6 3.0 L		2008-2007	41101
2003-2001	✳️42340	2006-2003; Eng. Designation 1ZZFE	41101
V-6 3.3 L (Non-US)		2006-2003; Eng. Designation 2ZZGE	41124
2008	✳️42340	4-Cyl. 2.4 L	
		2013-2009	41179

✳️Timing Belt Driven.

☆Interference Engine Application.

Application Guide - Passenger Cars & Light Trucks

Passenger Cars & Light Trucks

Application	Part No.	Application	Part No.
Toyota - Continued		Toyota - Continued	
MR2		Prius - Continued	
4-Cyl. 1.6 L 1989-1985	42237	4-Cyl. 1.8 L Electric Assist 2015-2013 Main	41500E
4-Cyl. 2.0 L 1995-1991	✱42330	2012 Main	41500E
4-Cyl. 2.2 L 1995-1991	✱✱42240BH or ✱✱42240	2012 Hybrid Drive (To Inverter); Nov. 1, 2011 & Older	41506E
MR2 Spyder		2011-2010	41500E
4-Cyl. 1.8 L 2005-2000	41101	2011-2010 Hybrid Drive (To Inverter)	41506E
Paseo		RAV4	
4-Cyl. 1.5 L (Non-US) 1999-1998	41125	4-Cyl. 2.0 L 2003-2001	41179
4-Cyl. 1.5 L 1997; Oct. 1996 & Older	41159	2000-1996	✱✱42240BH or ✱✱42240
1997; Nov. 1996 & Newer	41125	4-Cyl. 2.4 L 2008-2004	41179
1996	41159	4-Cyl. 2.5 L 2015-2009	42031
1995-1992	41149	V-6 3.5 L 2012-2006	43538
Pickup		Sequoia	
4-Cyl. 2.2 L 1980	42337	V-8 4.6 L 2012-2010	42262
4-Cyl. 2.2 L Diesel 1983-1981	41089	V-8 4.7 L 2009-2001	✱✱44085
4-Cyl. 2.4 L 1995-1985	42339	V-8 5.7 L 2015-2008	42290
1984-1981	42337	Sienna	
4-Cyl. 2.4 L Diesel 1985-1984	41148	4-Cyl. 2.7 L 2013-2011	42031
4-Cyl. 113 1971-1970; W/O Fan Clutch	41167	V-6 3.0 L 2003-1998	✱42340
4-Cyl. 116 1970; W/O Fan Clutch	41167	V-6 3.3 L 2006-2004	✱42340
1969; W/O Fan Clutch	41168	V-6 3.5 L 2015-2007	43538
1968-1965	41168	Solara	
4-Cyl. 120 1974-1972; W/O Fan Clutch	41167	4-Cyl. 2.2 L 2001	✱✱42240BH or ✱✱42240
4-Cyl. 134 1979	42337	4-Cyl. 2.4 L 2008-2002	41179
1978-1977	42223	V-6 3.0 L 2003-2001	✱42340
1976-1975	42224	V-6 3.3 L 2008-2004	✱42340
V-6 3.0 L 1995-1994; W/Auto. Trans.	✱42256	Starlet	
1995-1994; W/Man. Trans.	✱42247	4-Cyl. 1.3 L 1982-1981	42221
1993	✱42247	Supra	
1992-1991	✱42243	6-Cyl. 2.8 L 1986	42230
1990; W/Oil Cooler; Jan. 31, 1990 & Older	✱42243	6-Cyl. 3.0 L 1998-1994; W/O Turbo; W/10-Bolt Design	43271
1990; W/O Oil Cooler; Jan. 31, 1990 & Older	✱42242	1998-1994; W/O Turbo; W/11-Bolt Design	42255
1990; Feb. 1990 & Newer	✱42243	1993; Eng. Designation 2JZGE	42255
1989; W/Oil Cooler	✱42243	1993; Eng. Designation 7MGE, 7MGTE	41098
1989; W/O Oil Cooler	✱42242	1992-1986	41098
1988	✱42242	T100	
Previa		4-Cyl. 2.7 L 1998-1995	43291
4-Cyl. 2.4 L 1997-1991	43213		
Prius			
4-Cyl. 1.5 L Electric Assist 2015-2012 Main	41500E		
2009-2004 Main	42253		
2009-2004 Hybrid Drive (To Inverter)	41503E		
2009-2004 Aux. (Heater)	41502E		
2009-2004 Hybrid Drive	41501E		
2003-2001	42253		

✱Timing Belt Driven.

✱Does Not Include Back Housing.

✱Includes Back Housing.

✱Interference Engine Application.

Application Guide - Passenger Cars & Light Trucks

Passenger Cars & Light Trucks

Application	Part No.	Application	Part No.
Toyota - Continued		Toyota - Continued	
T100 - Continued		Yaris - Continued	
V-6 3.0 L 1994-1993	✳️42247	4-Cyl. 1.5 L (Non-US) 2006	42253
V-6 3.4 L 1998-1995; W/Oil Cooler	✳️42250	2003	42253
1998-1995; W/O Oil Cooler	✳️42254	4-Cyl. 1.5 L 2013-2007	42253
Tacoma		Volkswagen	
4-Cyl. 2.4 L 2004-1995	43291	Beetle	
4-Cyl. 2.7 L 2015-2001	43291	4-Cyl. 1.8 L (Non-US) 2010-2006 Main; W/Plastic Impeller	☆✳️41127
2000; W/4WD	43291	2010-2006 Main; W/Metal Impeller	☆✳️41127M
1999-1995	43291	2010-2006 Aux. Cooling	41532E
V-6 3.4 L 2004-2002	✳️42250	4-Cyl. 1.8 L 2005-1999 Main; W/Plastic Impeller	☆✳️41127
2001-1995; W/Oil Cooler	✳️42250	2005-1999 Main; W/Metal Impeller	☆✳️41127M
2001-1995; W/O Oil Cooler	✳️42254	2005-1999 Aux. Cooling	41532E
V-6 4.0 L 2015-2005	43528	4-Cyl. 1.9 L Diesel 2006-2005; W/Plastic Impeller	☆✳️41096
Tercel		2006-2005; W/Metal Impeller	☆✳️41096M
4-Cyl. 1.5 L (Non-US) 1999	41159	2004; Eng. Designation ALH; W/Plastic Impeller	☆✳️41114
4-Cyl. 1.5 L 1998-1995	41159	2004; Eng. Designation ALH; W/Metal Impeller	☆✳️41114M
1994; W/Bolt-On Pulley	41149	2004; Eng. Designation BEW; W/Plastic Impeller ...	☆✳️41096
1993-1989	41149	2004; Eng. Designation BEW; W/Metal Impeller	☆✳️41096M
1988-1987; Eng. Designation 3AC	41145	2003-1998; W/Plastic Impeller	☆✳️41114
1988-1987; Eng. Designation 3E	41149	2003-1998; W/Metal Impeller	☆✳️41114M
1986-1983; Eng. Designation 3AC	41145	4-Cyl. 2.0 L (Non-US) 2011-2006; W/Plastic Impeller	☆✳️41127
1982-1981; Eng. Designation 3AC; W/Calif. Emission System	41146	2011-2006; W/Metal Impeller	☆✳️41127M
1982-1981; Eng. Designation 3AC; W/O Calif. Emission System	41145	4-Cyl. 2.0 L 2013-2012 Main	❖41086BH or ❖41086
Tundra		2013-2012 Aux.	41505E
V-6 3.4 L 2004-2000; W/Oil Cooler	✳️42250	2005-1998; W/Plastic Impeller	☆✳️41127
2004-2000; W/O Oil Cooler	✳️42254	2005-1998; W/Metal Impeller	☆✳️41127M
V-6 4.0 L 2014-2012	43525	5-Cyl. 2.5 L (Non-US) 2015	41191
2011-2005	43528	5-Cyl. 2.5 L 2014-2012	41191
V-8 4.6 L 2015-2010	42262	2010-2006	41191
V-8 4.7 L 2009-2000	☆✳️44085	Bora	
V-8 5.7 L 2015-2007	42290	4-Cyl. 1.8 L (Non-US) 2005-2002 Main; W/Plastic Impeller	☆✳️41127
Van		2005-2002 Main; W/Metal Impeller	☆✳️41127M
4-Cyl. 2.0 L 1985-1984	41147	2005-2002 Aux.; W/Auto. Trans.	41511E
4-Cyl. 2.2 L 1989-1986	41147	4-Cyl. 1.9 L Diesel (Non-US) 2013-2006	☆✳️41180
Venza		4-Cyl. 2.0 L (Non-US) 2009-2008 Main; W/Turbo; Eng. Designation BPY; W/Plastic Impeller	☆✳️41190
4-Cyl. 2.7 L 2015-2009	42031	2009-2008 Main; W/Turbo; Eng. Designation BPY; W/Metal Impeller	☆✳️41190M
V-6 3.5 L 2015-2009	43538	2009-2008 Main; W/Turbo; Eng. Designation CBFA, CCTA	❖41086BH or ❖41086
Yaris		2009-2008 Main; W/O Turbo; W/Plastic Impeller	☆✳️41127
4-Cyl. 1.3 L (Non-US) 2013-2011	42253	2009-2008 Main; W/O Turbo; W/Metal Impeller	☆✳️41127M
2008-2007	42253	2009-2008 Aux.; W/Turbo; Eng. Designation BPY ..	41521E
2005-2000	42253	2009-2008 Aux.; W/Turbo; Eng. Designation CBFA, CCTA	41505E
		2007-2006 Main; W/Turbo; W/Plastic Impeller	☆✳️41190
		2007-2006 Main; W/Turbo; W/Metal Impeller	☆✳️41190M
		2007-2006 Main; W/O Turbo; W/Plastic Impeller	☆✳️41127
		2007-2006 Main; W/O Turbo; W/Metal Impeller	☆✳️41127M
		2007-2006 Aux.	41521E

✳️Timing Belt Driven.
❖Includes Back Housing.

☆Interference Engine Application.
❖Does Not Include Back Housing.

Application Guide - Passenger Cars & Light Trucks

Passenger Cars & Light Trucks

Application	Part No.	Application	Part No.
Volkswagen - Continued		Volkswagen - Continued	
Bora - Continued		Eos - Continued	
5-Cyl. 2.5 L (Non-US) 2010-2005	41191	4-Cyl. 2.0 L - Continued	
Cabrio		2009 Main; Eng. Designation BPY; W/Plastic Impeller	☆✱41190
4-Cyl. 2.0 L 2002-1995	✱43550 or ✱42261	2009 Main; Eng. Designation BPY; W/Metal Impeller	☆✱41190M
Cabriolet		2009 Main; Eng. Designation CCTA	✱41086BH ✱41086
4-Cyl. 1.8 L 1993-1985	✱43550 or ✱42261	2009 Aux.; Eng. Designation BPY	41521E
CC		2009 Aux.; Eng. Designation CCTA	41505E
4-Cyl. 1.8 L (Non-US) 2015-2012	✱41086BH or ✱41086	2008-2007 Main; W/Plastic Impeller	☆✱41190
4-Cyl. 2.0 L 2014-2009 Main	✱41086BH or ✱41086	2008-2007 Main; W/Metal Impeller	☆✱41190M
2014-2009 Aux.	41505E	2008-2007 Aux.	41521E
V-6 3.6 L 2015-2009 Main	41077	V-6 3.2 L	
Clasico		2008-2007 Main	41186
4-Cyl. 1.8 L (Non-US) 2012	☆✱41127	2008-2007 Aux.	41508E
2011; W/Plastic Impeller	☆✱41127	Eurovan	
2011; W/Metal Impeller	☆✱41127M	5-Cyl. 2.5 L	
4-Cyl. 1.9 L Diesel (Non-US) 2012	☆✱41180	1996-1993	41156
4-Cyl. 2.0 L (Non-US) 2015-2011; W/Plastic Impeller	☆✱41127	V-6 2.8 L	
2015-2011; W/Metal Impeller	☆✱41127M	2003 Main	41186
Corrado		2003 Aux.	41508E
4-Cyl. 1.8 L 1992-1990	✱43550 or ✱42261	2002 Main; Eng. No. 70-2-097000 & Before	41155
V-6 2.8 L (Non-US) 1995	41155	2002 Aux.	41508E
V-6 2.8 L 1994-1992	41155	2001-1999 Main	41155
Dasher		2001-1999 Aux.	41508E
4-Cyl. 1.5 L Diesel; 4-Cyl. 1.6 L 1980; W/30mm Hub	42261	1998-1997 Main	41155
1980; W/40mm Hub	42258	1998-1997 Aux.	41532E
4-Cyl. 1.6 L Diesel 1981; W/30mm Hub	42261	Fox	
1981; W/40mm Hub	42258	4-Cyl. 1.8 L	
4-Cyl. 90 1975-1974; W/30mm Hub	42261	1993-1987	✱43550 or ✱42261
1975-1974; W/40mm Hub	42258	GLI	
4-Cyl. 97 1979-1976; W/30mm Hub	42261	4-Cyl. 2.0 L	
1979-1976; W/40mm Hub	42258	2009	✱41086BH or ✱41086
Derby		2008 Main; W/Plastic Impeller	☆✱41190
4-Cyl. 1.8 L (Non-US) 2009-2000	42261	2008 Main; W/Metal Impeller	☆✱41190M
1997-1995	✱43550 or ✱42261	2008 Aux.	41521E
Eos		Golf	
4-Cyl. 2.0 L 2014-2010 Main	✱41086BH or ✱41086	4-Cyl. 1.6 L Diesel (Non-US) 1992-1988	✱43550 or ✱42261
2014-2010 Aux.	41505E	4-Cyl. 1.6 L Diesel 1987-1985	✱43550 or ✱42261
		4-Cyl. 1.8 L (Non-US) 1998-1993	✱43550 or ✱42261
		4-Cyl. 1.8 L 2006-2002 Main; W/Plastic Impeller	☆✱41127
		2006-2002 Main; W/Metal Impeller	☆✱41127M
		2006-2002 Aux.; W/Auto. Trans.	41511E
		2001-2000; W/Plastic Impeller	☆✱41127
		2001-2000; W/Metal Impeller	☆✱41127M
		1992-1985	✱43550 or ✱42261
		4-Cyl. 1.9 L Diesel (Non-US) 1998-1997	✱43550 or ✱42261
		1995-1993	✱43550 or ✱42261
		4-Cyl. 1.9 L Diesel 2006; W/Plastic Impeller; Eng. Designation BEW ...	☆✱41096
		2006; W/Metal Impeller	☆✱41096M

✱Includes Back Housing.
☆Interference Engine Application.

✱Does Not Include Back Housing.
✱Timing Belt Driven.

Application Guide - Passenger Cars & Light Trucks

Application	Part No.	Application	Part No.
Volkswagen - Continued		Volkswagen - Continued	
Golf - Continued		GTI - Continued	
4-Cyl. 1.9 L Diesel - Continued		4-Cyl. 2.0 L - Continued	
2005; W/Plastic Impeller	☆✱41096	2007-2006 Main; W/Plastic Impeller	☆✱41190
2005; W/Metal Impeller	☆✱41096M	2007-2006 Main; W/Metal Impeller	☆✱41190M
2004; W/Plastic Impeller; Eng. Designation BEW ...	☆✱41096	2007-2006 Aux.	41521E
2004; W/Metal Impeller; Eng. Designation BEW	☆✱41096M		
2004; W/Plastic Impeller; Eng. Designation ALH	☆✱41114	Jetta	
2004; W/Metal Impeller; Eng. Designation ALH	☆✱41114M	4-Cyl. 1.6 L	
2003-1999; W/Plastic Impeller	☆✱41114	1980	42258
2003-1999; W/Metal Impeller	☆✱41114M	4-Cyl. 1.6 L Diesel (Non-US)	
1996	✚43550	1988	✚43550
or	✚42261	or	✚42261
4-Cyl. 2.0 L (Non-US)		4-Cyl. 1.6 L Diesel	
2010-2008	✚41086BH	1992-1989	✚43550
or	✚41086	or	✚42261
2007; W/Plastic Impeller	☆✱41127	1987-1985	✚43550
2007; W/Metal Impeller	☆✱41127M	or	✚42261
4-Cyl. 2.0 L		1984-1982; W/30mm Hub	✚43550
2013-2012 Main; W/Plastic Impeller	☆✱41190	or	✚42261
2013-2012 Main; W/Metal Impeller	☆✱41190M	1984-1982; W/40mm Hub	42258
2013-2012 Aux.	41505E	1981; W/A.C.; W/30mm Hub	✚43550
2006; W/Plastic Impeller; W/Turbo	☆✱41190	or	✚42261
2006; W/Metal Impeller; W/Turbo	☆✱41190M	1981; W/O A.C.; W/40mm Hub	42258
2006; W/Plastic Impeller; W/O Turbo	☆✱41127	4-Cyl. 1.7 L	
2006; W/Metal Impeller; W/O Turbo	☆✱41127M	1984-1983; W/30mm Hub	✚43550
2005-2000; W/Plastic Impeller	☆✱41127	or	✚42261
2005-2000; W/Metal Impeller	☆✱41127M	1984-1983; W/40mm Hub	42258
1999; Eng. Designation ABA	✚43550	1982; Chassis No. 16E103369 & Before; W/30mm Hub	✚43550
or	✚42261	or	✚42261
1999; Eng. Designation AEG; W/Plastic Impeller	☆✱41127	1982; W/40mm Hub	42258
1999; Eng. Designation AEG; W/Metal Impeller	☆✱41127M	1981; W/A.C.; W/30mm Hub	✚43550
1998-1990	✚43550	or	✚42261
or	✚42261	1981; W/O A.C.; W/40mm Hub	42258
4-Cyl. 2.0 L Diesel		4-Cyl. 1.8 L (Non-US)	
2013-2010; W/Plastic Impeller	☆✱41096	1995-1993	✚43550
2013-2010; W/Metal Impeller	☆✱41096M	or	✚42261
5-Cyl. 2.5 L		4-Cyl. 1.8 L	
2014-2010	41191	2005-2002 Main; W/Plastic Impeller	☆✱41127
V-6 2.8 L		2005-2002 Main; W/Metal Impeller	☆✱41127M
2005-2003 Main	41186	2005-2002 Aux.; W/Auto. Trans.	41511E
2005-2003 Aux.	41508E	2001-2000; W/Plastic Impeller	☆✱41127
2002-1999 Main	41155	2001-2000; W/Metal Impeller	☆✱41127M
2002-1999 Aux.	41508E	1992-1984	✚43550
1998-1995	41155	or	✚42261
V-6 3.2 L		4-Cyl. 1.9 L Diesel (Non-US)	
2004 Main	41186	2010-2007	☆✱41180
2004 Aux.	41508E	or	✚43550
GTI		or	✚42261
4-Cyl. 2.0 L		4-Cyl. 1.9 L Diesel	
2013 Main	✚41086BH	2006	☆✱41180
or	✚41086	2005; Eng. Designation BEW; W/Plastic Impeller ...	☆✱41096
2013 Aux.	41505E	2005; Eng. Designation BEW; W/Metal Impeller	☆✱41096M
2012 Main; Eng. Designation CCTA, CCZB	✚41086BH	2005; Eng. Designation BRM	☆✱41180
or	✚41086	2004; W/Plastic Impeller	☆✱41096
2012 Aux.	41505E	2004; W/Metal Impeller	☆✱41096M
2011-2009 Main	✚41086BH	2003-2000; W/Plastic Impeller	☆✱41114
or	✚41086	2003-2000; W/Metal Impeller	☆✱41114M
2011-2009 Aux.	41505E	1999; Chassis No. 1-HX-245-000 & Before; W/Bolt-On Pulley	✚43550
2008 Main; Eng. Designation BPY; W/Plastic Impeller	☆✱41190	or	✚42261
2008 Main; Eng. Designation BPY; W/Metal Impeller	☆✱41190M	1999; Chassis No. 9-MX-000-001 & After; W/Press-On Pulley; W/Plastic Impeller	☆✱41114
2008 Main; Eng. Designation CBFA, CCTA	✚41086BH	1999; Chassis No. 9-MX-000-001 & After; W/Press-On Pulley; W/Metal Impeller	☆✱41114M
or	✚41086	1998-1996	✚43550
2008 Aux.; Eng. Designation BPY	41521E	or	✚42261
2008 Aux.; Eng. Designation CBFA, CCTA	41505E		

☆Interference Engine Application.
✚Includes Back Housing.

✱Timing Belt Driven.
✚Does Not Include Back Housing.

Application Guide - Passenger Cars & Light Trucks

Passenger Cars & Light Trucks

Application	Part No.	Application	Part No.
Volkswagen - Continued		Volkswagen - Continued	
Jetta - Continued		Passat - Continued	
4-Cyl. 2.0 L		4-Cyl. 1.8 L - Continued	
2013-2012 Main; W/Turbo	❖41086BH	2001; Eng. Designation ATW; W/Bolt-On Pulley	42299
or	❖41086	2001; Eng. Designation AWM, AUG; W/Press-On Cogged Pulley; W/Plastic Impeller	☆❖41127
2013-2012 Main; W/O Turbo; W/Plastic Impeller	☆❖41127	2001; Eng. Designation AWM, AUG; W/Press-On Cogged Pulley; W/Metal Impeller	☆❖41127M
2013-2012 Main; W/O Turbo; W/Metal Impeller	☆❖41127M	2000; Eng. Designation ATW; W/Bolt-On Pulley	42299
2013-2012 Aux.; W/O Turbo	41505E	2000; Eng. Designation AUG; W/Press-On Cogged Pulley; W/Plastic Impeller	☆❖41127
2011; W/Plastic Impeller	☆❖41127	2000; Eng. Designation AUG; W/Press-On Cogged Pulley; W/Metal Impeller	☆❖41127M
2011; W/Metal Impeller	☆❖41127M	1999-1998; W/Bolt-On Pulley	42299
2010 Main	❖41086BH	4-Cyl. 1.9 L Diesel (Non-US)	
or	❖41086	1995-1994	❖43550
2010 Aux.	41505E	or	❖42261
2009-2008 Main; W/Turbo; Eng. Designation BPY; W/Plastic Impeller	☆❖41190	1993; W/AWD	❖43550
2009-2008 Main; W/Turbo; Eng. Designation BPY; W/Metal Impeller	☆❖41190M	or	❖42261
2009-2008 Main; W/Turbo; Eng. Designation CBFA, CCTA	❖41086BH	4-Cyl. 1.9 L Diesel	
or	❖41086	1997-1996	❖43550
2009-2008 Main; W/O Turbo; W/Plastic Impeller	☆❖41127	or	❖42261
2009-2008 Main; W/O Turbo; W/Metal Impeller	☆❖41127M	4-Cyl. 2.0 L (Non-US)	
2009-2008 Aux.; W/Turbo; Eng. Designation BPY ..	41521E	2005-2002; W/Plastic Impeller	☆❖41127
2009-2008 Aux.; W/Turbo; Eng. Designation CBFA, CCTA	41505E	2005-2002; W/Metal Impeller	☆❖41127M
2007-2006 Main; W/Turbo; W/Plastic Impeller	☆❖41190	1994	❖43550
2007-2006 Main; W/Turbo; W/Metal Impeller	☆❖41190M	or	❖42261
2007-2006 Main; W/O Turbo; W/Plastic Impeller	☆❖41127	4-Cyl. 2.0 L	
2007-2006 Main; W/O Turbo; W/Metal Impeller	☆❖41127M	2010-2009 Main	❖41086BH
2007-2006 Aux.	41521E	or	❖41086
2005-2000; W/Plastic Impeller	☆❖41127	2010-2009 Aux.	41505E
2005-2000; W/Metal Impeller	☆❖41127M	2008 Main; Eng. Designation BPY; W/Plastic Impeller	☆❖41190
1999; Eng. Designation ABA	❖43550	2008 Main; Eng. Designation BPY; W/Metal Impeller	☆❖41190M
or	❖42261	2008 Main; Eng. Designation CCTA	❖41086BH
1999; Eng. Designation AEG; W/Plastic Impeller	☆❖41127	or	❖41086
1999; Eng. Designation AEG; W/Metal Impeller	☆❖41127M	2008 Aux.; Eng. Designation BPY	41521E
1998-1990	❖43550	2008 Aux.; Eng. Designation CCTA	41505E
or	❖42261	2007-2006 Main; W/Plastic Impeller	☆❖41190
4-Cyl. 2.0 L Diesel		2007-2006 Main; W/Metal Impeller	☆❖41190M
2011-2009; W/Plastic Impeller	☆❖41096	2007-2006 Aux.	41521E
2011-2009; W/Metal Impeller	☆❖41096M	1996-1995	❖43550
5-Cyl. 2.5 L (Non-US)		or	❖42261
2015	41191	1993-1990	❖43550
5-Cyl. 2.5 L		or	❖42261
2014-2005	41191	4-Cyl. 2.0 L Diesel	
V-6 2.8 L		2005-2004; W/Plastic Impeller	☆❖41096
2004-2003 Main	41186	2005-2004; W/Metal Impeller	☆❖41096M
2004-2003 Aux.	41508E	5-Cyl. 2.5 L	
2002 Main; Eng. Designation AFP	41155	2013-2012	41191
2002 Main; Eng. Designation BDF	41186	V-6 2.8 L	
2002 Aux.	41508E	2005-2001 Main	☆❖43216
2001-2000 Main	41155	2005-2001 Aux.	41530E
2001-2000 Aux.	41508E	2000-1998	☆❖43216
1999 Main	41155	1997-1993	41155
1999 Aux. Cooling	41532E	V-6 3.6 L (Non-US)	
1999 Aux.	41508E	2010-2009	41077
1998-1994	41155	V-6 3.6 L	
Passat		2015-2012 Main	41077
4-Cyl. 1.8 L (Non-US)		2008-2006 Main	41077
1994	❖43550	W-8 4.0 L	
or	❖42261	2004-2003 Aux.	41508E
1993-1992; W/AWD	❖43550	Phaeton	
or	❖42261	V-8 4.2 L	
1991	❖43550	2006-2004 Main	☆❖42348
or	❖42261	2006-2004 Aux.	41508E
4-Cyl. 1.8 L		W-12 6.0 L	
2005-2002; W/Plastic Impeller	☆❖41127	2006-2004 Aux. (Heater)	41508E
2005-2002; W/Metal Impeller	☆❖41127M		

❖Includes Back Housing.
☆Interference Engine Application.

❖Does Not Include Back Housing.
☆Timing Belt Driven.

Application Guide - Passenger Cars & Light Trucks

Application	Part No.	Application	Part No.
Volkswagen - Continued		Volkswagen - Continued	
Pointer		Rabbit - Continued	
4-Cyl. 1.8 L (Non-US) 2009-2008; W/O P.S.	❖43550 or ❖42261	4-Cyl. 90 1975; W/40mm Hub	42258 42261
Polo		4-Cyl. 90 Diesel 1979-1977; W/40mm Hub	42258 42261
4-Cyl. 2.0 L (Non-US) 2007-2003	❖41127	4-Cyl. 97 1977-1976; W/40mm Hub	42258
Quantum		1977-1976; W/30mm Hub	42261
4-Cyl. 1.6 L Diesel 1985-1982	❖43550 or ❖42261	5-Cyl. 2.5 L 2009-2006	41191
4-Cyl. 1.7 L 1983-1982	❖43550 or ❖42261	Rabbit Pickup	
4-Cyl. 1.8 L 1986-1985	❖43550 or ❖42261	4-Cyl. 1.5 L Diesel; 4-Cyl. 1.6 L 1980; W/A.C.; W/30mm Hub; Models made in USA	❖43550 or ❖42261
5-Cyl. 2.2 L 1988-1983	❖42341	1980; W/O A.C.; W/40mm Hub; Models made in USA	42258
R32		1980; W/40mm Hub; Models made in Germany	42258
V-6 3.2 L 2008	41186	4-Cyl. 1.6 L Diesel 1983-1981; W/30mm Hub	❖43550 or ❖42261
Rabbit		1983-1981; W/O A.C.; W/O P.S.; W/40mm Hub	42258
4-Cyl. 1.5 L; 4-Cyl. 1.5 L Diesel 1980; W/A.C.; W/30mm Hub; Models made in USA	❖43550 or ❖42261	4-Cyl. 1.7 L 1983; W/A.C.; W/P.S.; W/30mm Hub	❖43550 or ❖42261
1980; W/O A.C.; W/40mm Hub; Models made in USA	42258	1983; W/O A.C.; W/O P.S.; W/40mm Hub	42258
1980; W/30mm Hub; Models made in Germany	42261	1982-1981; W/A.C.; W/30mm Hub	❖43550 or ❖42261
1980; W/40mm Hub; Models made in Germany	42258	1982-1981; W/O A.C.; W/O P.S.; W/40mm Hub	42258
4-Cyl. 1.6 L 1980; W/A.C.; W/30mm Hub; Models made in USA	❖43550 or ❖42261	Routan	
1980; W/O A.C.; W/40mm Hub; Models made in USA	42258	V-6 3.6 L 2014-2011	44020
1980; W/40mm Hub; Models made in Germany	42258	V-6 3.8 L 2010-2009	41202
4-Cyl. 1.6 L Diesel 1984-1983; W/30mm Hub	❖43550 or ❖42261	V-6 4.0 L 2010-2009	☆❖43542
1984-1983; W/O A.C.; W/O P.S.; W/40mm Hub	42258	Scirocco	
1982-1981; W/A.C.; W/30mm Hub	❖43550 or ❖42261	4-Cyl. 1.6 L 1980; W/A.C.; W/30mm Hub	42261
1982-1981; W/O A.C.; W/40mm Hub	42258	1980; W/O A.C.; W/40mm Hub	42258
4-Cyl. 1.7 L 1984; W/A.C.; W/P.S.; W/30mm Hub	❖43550 or ❖42261	4-Cyl. 1.7 L 1983-1981; W/A.C.; W/30mm Hub	❖43550 or ❖42261
1984; W/O A.C.; W/O P.S.; W/40mm Hub	42258	1983-1981; W/O A.C.; W/40mm Hub	42258
1983; W/30mm Hub	❖43550 or ❖42261	4-Cyl. 1.8 L (Non-US) 1989; W/A.C.; W/30mm Hub	❖43550 or ❖42261
1983; W/O A.C.; W/O P.S.; W/40mm Hub	42258	1989; W/O A.C.; W/40mm Hub	42258
1982; W/30mm Hub	❖43550 or ❖42261	4-Cyl. 1.8 L 1988-1983; W/A.C.; W/30mm Hub	❖43550 or ❖42261
1982; W/O A.C.; W/40mm Hub	42258	1988-1983; W/O A.C.; W/40mm Hub	42258
1981; W/A.C.; W/30mm Hub	❖43550 or ❖42261	4-Cyl. 89 1978; W/A.C.; W/30mm Hub	42261
1981; W/O A.C.; W/40mm Hub	42258	1978; W/O A.C.; W/40mm Hub	42258
4-Cyl. 1.8 L 1984-1983; W/30mm Hub	❖43550 or ❖42261	4-Cyl. 90 1975; W/A.C.; W/30mm Hub	42261
1984-1983; W/40mm Hub	42258	1975; W/O A.C.; W/40mm Hub	42258
4-Cyl. 89 1979-1978; W/40mm Hub	42258	4-Cyl. 97 1979; W/A.C.; W/30mm Hub	42261
1979-1978; W/30mm Hub	42261	1979; W/O A.C.; W/40mm Hub	42258
		1977-1976; W/A.C.; W/30mm Hub	42261
		1977-1976; W/O A.C.; W/40mm Hub	42258

❖Includes Back Housing.
*Timing Belt Driven.

❖Does Not Include Back Housing.
☆Interference Engine Application.

Application Guide - Passenger Cars & Light Trucks

Passenger Cars & Light Trucks

Application	Part No.	Application	Part No.
Volkswagen - Continued		Volvo - Continued	
Tiguan		240 - Continued	
4-Cyl. 2.0 L (Non-US)		4-Cyl. 130	
2008 Aux.	41505E	1979-1976	42272
4-Cyl. 2.0 L		6-Cyl. 2.4 L Diesel	
2015 Aux.	41505E	1985-1980	☆✱41151
2014-2009 Main	✱41086BH		
	or	260	
2014-2009 Aux.	✱41086	4-Cyl. 2.1 L	
	41505E	1981	42272
		6-Cyl. 2.4 L Diesel	
Touareg		1981-1980	☆✱41151
V-6 3.2 L (Non-US)		V-6 163	
2007 Aux.	41508E	1978-1976; Eng. No. B27F	43293
V-6 3.2 L			
2006-2004 Main	41186	740	
2006-2004 Aux.	41508E	4-Cyl. 2.3 L	
V-6 3.6 L (Non-US)		1992-1985	42309
2006 Aux.	41508E	6-Cyl. 2.4 L Diesel	
V-6 3.6 L		1986-1985	☆✱41151
2007 Main	41077		
2007 Aux.	41508E	760	
V-8 4.2 L		4-Cyl. 2.3 L	
2007 Aux.	41508E	1990-1985	42309
2006-2004 Main	☆✱42348	1984	42272
2006-2004 Aux.	41508E	6-Cyl. 2.4 L Diesel	
		1985-1983	☆✱41151
Touareg 2			
V-6 3.0 L Diesel		780	
2012-2011	41194	4-Cyl. 2.3 L	
2010-2009 Main	41194	1991-1989	42309
V-6 3.6 L			
2010-2008 Main	41077	850	
2010-2008 Aux.	41508E	5-Cyl. 2.3 L	
V-8 4.2 L (Non-US)		1997-1994	☆✱41110
2010 Aux.	41508E	5-Cyl. 2.4 L	
V-8 4.2 L		1997-1993	☆✱41110
2009-2008 Aux.	41508E		
		940	
Transporter		4-Cyl. 2.3 L	
4-Cyl. 2.1 L (Non-US)		1995-1991	42309
1991-1986	41153		
Vanagon		960	
4-Cyl. 1.6 L Diesel		6-Cyl. 2.9 L	
1983-1982; W/40mm Hub	42258	1997-1995	☆✱41128
1983-1982; W/30mm Hub	42261	1994-1992	☆✱41110
4-Cyl. 2.1 L			
1992-1986	41153	1800	
		4-Cyl. 109	
Vento		1968-1962	41158
V-6 2.8 L (Non-US)		4-Cyl. 121	
1999-1992	41155	1973-1969	41158
Volvo		C30	
122		5-Cyl. 2.4 L (Non-US)	
4-Cyl. 109		2009-2007	☆✱41110
1968-1962	41158	5-Cyl. 2.5 L (Non-US)	
		2007	☆✱41110
164		5-Cyl. 2.5 L	
6-Cyl. 182		2013-2008	☆✱41110
1975-1970	42276		
		C70	
240		5-Cyl. 2.3 L; 5-Cyl. 2.4 L	
4-Cyl. 2.1 L		2004-1998	☆✱41110
1985-1980	42272	5-Cyl. 2.5 L	
4-Cyl. 2.3 L		2013-2006	☆✱41110
1993-1985	42309		
1984-1983	42272	PV544	
		4-Cyl. 109	
		1966-1962	41158

✱Includes Back Housing.
☆Interference Engine Application.

✱Does Not Include Back Housing.
☆Timing Belt Driven.

Application Guide - Passenger Cars & Light Trucks

Passenger Cars & Light Trucks

Application	Part No.	Application	Part No.
Volvo - Continued		Volvo - Continued	
S40		XC90	
4-Cyl. 1.9 L 2004-2000	☆✳️41110	5-Cyl. 2.5 L 2006-2003	☆✳️41110
5-Cyl. 2.4 L 2010-2004	☆✳️41110	6-Cyl. 2.9 L 2005-2003	☆✳️41065
5-Cyl. 2.5 L 2012-2004	☆✳️41110	Workhorse	
S60		Fastrack Series	
5-Cyl. 2.3 L 2004-2001	☆✳️41110	V-8 4.8 L 2008-2007	45006
5-Cyl. 2.4 L 2009-2001	☆✳️41110	V-8 6.0 L 2009-2007	45006
5-Cyl. 2.5 L 2015-2012	☆✳️41110	MetroStar	
2009-2003	☆✳️41110	V-8 4.8 L; V-8 6.0 L 2009	45006
S70		P Series Chassis	
5-Cyl. 2.3 L; 5-Cyl. 2.4 L 2000-1998	☆✳️41110	4-Cyl. 3.9 L Diesel 2005-2004	41176HD
S80		V-8 4.8 L 2006	45006
5-Cyl. 2.5 L 2006-2004	☆✳️41110	2005-2004; May Require Thermostat/Housing Replacement	45005
6-Cyl. 2.8 L 2001-1999	☆✳️43531	V-8 6.0 L 2006	45006
6-Cyl. 2.9 L 2005-2003	☆✳️41065	2005; May Require Thermostat/Housing Replacement	45005
2002-1999	☆✳️43531	W42 Chassis	
S90		V-8 4.8 L 2011-2007	45006
6-Cyl. 2.9 L 1998-1997	☆✳️41128	V-8 6.0 L 2009-2007	45006
V40		Yugo	
4-Cyl. 1.9 L 2004-2000	☆✳️41110	GV	
V50		4-Cyl. 1.1 L 1989-1986	43222
5-Cyl. 2.4 L 2010-2005	☆✳️41110	GVL	
5-Cyl. 2.5 L 2011-2005	☆✳️41110	4-Cyl. 1.1 L 1989-1988	43222
V60		GVS	
5-Cyl. 2.5 L 2016-2014	☆✳️41110	4-Cyl. 1.1 L 1988	43222
V70			
5-Cyl. 2.3 L 2004-1998	☆✳️41110		
5-Cyl. 2.4 L 2007-1998	☆✳️41110		
5-Cyl. 2.5 L 2007-2003	☆✳️41110		
V90			
6-Cyl. 2.9 L 1998-1997	☆✳️41128		
XC60			
5-Cyl. 2.5 L 2015	☆✳️41110		
XC70			
5-Cyl. 2.5 L 2007-2003	☆✳️41110		

☆Interference Engine Application.

✳️Timing Belt Driven.

Application Guide - Medium & Heavy Duty Trucks

Medium & Heavy Duty Trucks

Application	Part No.	Application	Part No.
American LaFrance		Autocar - Continued	
Condor		AT Series - Continued	
Cummins ISL Diesel 2007	42146HD	Cummins 6-Cyl. 14.0 L Diesel - Continued	
Eagle		1984	44055HD
Cummins ISL Diesel 2007	42146HD	1983; W/Big Cam I & II Eng.	44086HD
Detroit Diesel 6-Cyl. 11.1 L Diesel; Detroit Diesel 6-Cyl. 12.7 L Diesel		1983; W/Big Cam III Eng.	44055HD
1998; W/Weep Chamber	46002HD	C Series	
1998; W/O Weep Chamber	44066HD	Cummins 6-Cyl. 14.0 L Diesel	
Metropolitan		1980	44086HD
Detroit Diesel 6-Cyl. 11.1 L Diesel; Detroit Diesel 6-Cyl. 12.7 L Diesel		1980 Tensioner Pulley; W/V-Ribbed Belt	41111HD
1998; W/Weep Chamber	46002HD	1979-1978; W/Full Flow Cool.	44064HD
1998; W/O Weep Chamber	44066HD	1979-1978 Idler Pulley; W/2-Groove Pulley	41129HD
Autocar		Cement Mixer	
A Series		Cummins L10 Diesel	
Cummins 6-Cyl. 14.0 L Diesel		1993	43307HD
1980	44086HD	1993 Idler Pulley	41175HD
1980 Tensioner Pulley; W/V-Ribbed Belt	41111HD	Construcktor 2 Series	
1979-1974; W/Full Flow Cool.	44064HD	Caterpillar 3208 Diesel	
1979-1974 Idler Pulley; W/2-Groove Pulley	41129HD	1980-1979; W/Non-Threaded Pulley	43233HD
AC Series		1980-1979; W/Threaded Pulley	43059HD
Caterpillar 3406 Diesel		1980-1979; W/O Pulley	42351HD
1995-1994; W/Flat Gear	45009HD	Cummins 6-Cyl. 14.0 L Diesel	
1995-1994; W/Dished Gear	44054HD	1984	44055HD
1995-1994 Adapter	44600HDBP	1983; W/Big Cam I & II Eng.	44086HD
1993-1988; W/Flat Gear	45009HD	1983; W/Big Cam III Eng.	44055HD
1993-1988 Adapter	44600HDBP	1982	44086HD
Cummins L10 Diesel		1981-1980	44086HD
1995-1991	43307HD	1981-1980 Tensioner Pulley; W/V-Ribbed Belt	41111HD
1995-1991 Idler Pulley	41175HD	1979; W/Full Flow Cool.	44064HD
1990-1988	44094HD	1979 Idler Pulley; W/2-Groove Pulley	41129HD
Cummins M11 Diesel		Detroit Diesel 6-71 Diesel	
1995-1994	43307HD	1981-1979; W/Turbo; W/Standard Rotation	42321HD
Cummins N14 Diesel		1981-1979; W/Turbo; W/Reverse Rotation	42322HD
1995-1988	44052HD	1981-1979; W/O Turbo; W/Standard Rotation	42102HD
Detroit Diesel 6-Cyl. 11.1 L Diesel; Detroit Diesel 6-Cyl. 12.7 L Diesel		1981-1979; W/O Turbo; W/Reverse Rotation	42344HD
1995-1991; W/Weep Chamber	46002HD	DC Series	
1995-1991; W/O Weep Chamber	44066HD	Caterpillar 3406 Diesel	
ACX Xpeditor		1985-1974; W/Flat Gear	45009HD
Cummins ISC Diesel		1985-1974 Adapter	44600HDBP
2010	42146HD	Cummins 6-Cyl. 14.0 L Diesel	
Cummins ISM Diesel		1984	44055HD
2009	45055HD	1983; W/Big Cam I & II Eng.	44086HD
AT Series		1983; W/Big Cam III Eng.	44055HD
Caterpillar 3406 Diesel		1982	44086HD
1987-1983; W/Flat Gear	45009HD	1981-1980	44086HD
1987-1983 Adapter	44600HDBP	1981-1980 Tensioner Pulley; W/V-Ribbed Belt	41111HD
Cummins 6-Cyl. 14.0 L Diesel		1979-1974; W/Full Flow Cool.	44064HD
1988-1986; W/6-Ribbed Belt	44092HD	1979-1974 Idler Pulley; W/2-Groove Pulley	41129HD
1988-1986 Idler Pulley; W/V-Ribbed Belt	41174HD	Detroit Diesel 6-71 Diesel	
1988-1986; W/V-Belt Drive	44084HD	1972; W/Turbo; W/Standard Rotation	42321HD
1988-1986 Idler Pulley; W/Flat Idler Pulley	41173HD	1972; W/Turbo; W/Reverse Rotation	42322HD
1985; W/Big Cam IV Eng.; W/6-Ribbed Belt	44092HD	1972; W/O Turbo; W/Standard Rotation	42102HD
1985 Idler Pulley; W/V-Ribbed Belt	41174HD	1972; W/O Turbo; W/Reverse Rotation	42344HD
1985; W/Big Cam IV Eng.; W/V-Belt Drive	44084HD	DK Series; DS Series	
1985 Idler Pulley; W/Flat Idler Pulley	41173HD	Cummins L10 Diesel	
1985 Tensioner Pulley; W/Big Cam III Eng.; W/V-Ribbed Belt	41111HD	1988-1986	44094HD
		WX	
		Cummins ISC Diesel	
		2006-2002	42146HD
		Cummins ISL Diesel	
		2007-2006	42146HD

Application Guide - Medium & Heavy Duty Trucks

Application	Part No.	Application	Part No.
Autocar - Continued		Brockway - Continued	
WX - Continued		762	
Cummins ISM Diesel 2009	45055HD	Cummins 6-Cyl. 14.0 L Diesel 1976; W/Full Flow Cool.	44064HD
2006	45055HD	1976 Idler Pulley; W/2-Groove Pulley	41129HD
WXLL		Chevrolet	
Cummins ISC Diesel 2006-2002	42146HD	6000 Series	
Cummins ISM Diesel 2009	45055HD	GM 6-Cyl. 261 1959	
Bering Truck Corp.		43128	
MD Series		Bison	
Cummins ISB Diesel 2001-1999	41176HD	Caterpillar 3406 Diesel 1980-1979; W/Flat Gear	
Brockway		1980-1979 Adapter	
358		Cummins 6-Cyl. 14.0 L Diesel 1980	
Cummins 6-Cyl. 14.0 L Diesel 1975-1973; W/Full Flow Cool.	44064HD	1980 Tensioner Pulley; W/V-Ribbed Belt	
1975-1973 Idler Pulley; W/2-Groove Pulley	41129HD	1979-1977; W/Full Flow Cool.	
Cummins NH230 Diesel 1975-1973; W/Pulley	43238HD	1979-1977 Idler Pulley; W/2-Groove Pulley	
1975-1973; W/O Pulley	42309	Detroit Diesel 6-71 Diesel 1980-1977; W/Turbo; W/Standard Rotation	
359		1980-1977; W/Turbo; W/Reverse Rotation	
Cummins 6-Cyl. 14.0 L Diesel 1974; W/Full Flow Cool.	44064HD	1980-1977; W/O Turbo; W/Standard Rotation	
1974 Idler Pulley; W/2-Groove Pulley	41129HD	1980-1977; W/O Turbo; W/Reverse Rotation	
Detroit Diesel 6-71 Diesel 1975-1973; W/Turbo; W/Standard Rotation	42321HD	Bruin	
1975-1973; W/Turbo; W/Reverse Rotation	42322HD	Caterpillar 3208 Diesel 1980-1978; W/Non-Threaded Pulley	
1975-1973; W/O Turbo; W/Standard Rotation	42102HD	1980-1978; W/Threaded Pulley	
1975-1973; W/O Turbo; W/Reverse Rotation	42344HD	1980-1978; W/O Pulley	
360		Cummins 6-Cyl. 14.0 L Diesel 1980	
Cummins 6-Cyl. 14.0 L Diesel 1974; W/Full Flow Cool.	44064HD	1980 Tensioner Pulley; W/V-Ribbed Belt	
1974 Idler Pulley; W/2-Groove Pulley	41129HD	1979-1978; W/Full Flow Cool.	
Cummins NH230 Diesel 1974; W/Pulley	43238HD	1979-1978 Idler Pulley; W/2-Groove Pulley	
1974; W/O Pulley	42309	Detroit Diesel 6-71 Diesel 1980-1978; W/Turbo; W/Standard Rotation	
361		1980-1978; W/Turbo; W/Reverse Rotation	
Cummins 6-Cyl. 14.0 L Diesel 1975-1973; W/Full Flow Cool.	44064HD	1980-1978; W/O Turbo; W/Standard Rotation	
1975-1973 Idler Pulley; W/2-Groove Pulley	41129HD	1980-1978; W/O Turbo; W/Reverse Rotation	
450		Detroit Diesel 6V-53 Diesel 1980-1978; W/Clockwise Eng. Rotation	
Cummins 6-Cyl. 14.0 L Diesel 1977-1976; W/Full Flow Cool.	44064HD	1980-1978; W/Counterclockwise Eng. Rotation	
1977-1976 Idler Pulley; W/2-Groove Pulley	41129HD	GM V-8 366; GM V-8 427 1979; W/P.T.O.	
758		1979; W/O P.T.O.	
Cummins 6-Cyl. 14.0 L Diesel 1976-1975; W/Full Flow Cool.	44064HD	C40	
1976-1975 Idler Pulley; W/2-Groove Pulley	41129HD	GM 6-Cyl. 250 1972	
760		42082	
Cummins 6-Cyl. 14.0 L Diesel 1977-1976; W/Full Flow Cool.	44064HD	GM 6-Cyl. 292 1972-1967	
1977-1976 Idler Pulley; W/2-Groove Pulley	41129HD	43283	
761		GM V-8 307 1972-1968	
Cummins 6-Cyl. 14.0 L Diesel 1977-1975; W/Full Flow Cool.	44064HD	43106	
1977-1975 Idler Pulley; W/2-Groove Pulley	41129HD	GM V-8 327 1968-1967	
762		43106	
Cummins 6-Cyl. 14.0 L Diesel 1977-1976; W/Full Flow Cool.	44064HD	1962	
1977-1976 Idler Pulley; W/2-Groove Pulley	41129HD	GM V-8 350 1972-1969	
761		43106	
Cummins 6-Cyl. 14.0 L Diesel 1977-1975; W/Full Flow Cool.	44064HD	C50	
1977-1975 Idler Pulley; W/2-Groove Pulley	41129HD	GM 6-Cyl. 250 1978-1972	
761		42082	
Cummins 6-Cyl. 14.0 L Diesel 1977-1975; W/Full Flow Cool.	44064HD	GM 6-Cyl. 292 1974-1969	
1977-1975 Idler Pulley; W/2-Groove Pulley	41129HD	43283	
761		GM V-8 5.7 L 1990-1980	
Cummins 6-Cyl. 14.0 L Diesel 1977-1975; W/Full Flow Cool.	44064HD	43104	
1977-1975 Idler Pulley; W/2-Groove Pulley	41129HD		

Medium & Heavy Duty Trucks

Application Guide - Medium & Heavy Duty Trucks

Medium & Heavy Duty Trucks

Application	Part No.	Application	Part No.
Chevrolet - Continued		Chevrolet - Continued	
C50 - Continued		C70 - Continued	
GM V-8 6.0 L		GM V-8 7.0 L - Continued	
1990; W/Screw-On Hub	45001	1985; W/O Screw-On Hub	45003
1990; W/O Screw-On Hub	45003	1980; W/P.T.O.	45003
GM V-8 307		1980; W/O P.T.O.	44029
1973-1968	43106	GM V-8 7.4 L	
GM V-8 327		1980	44029
1968-1962	43106	GM V-8 366	
GM V-8 350		1979-1975; W/P.T.O.	45003
1979-1973	43104	1979-1975; W/O P.T.O.	44029
1972-1969	43106	GM V-8 427	
GM V-8 366; GM V-8 427		1979; W/P.T.O.	45003
1978-1966; W/P.T.O.	45003	1979; W/O P.T.O.	44029
1978-1966; W/O P.T.O.	44029		
C60		C4500	
Caterpillar 3208 Diesel		GM V-8 6.6 L Diesel	
1985-1979; W/Non-Threaded Pulley	43233HD	2009-2007	43273
1985-1979; W/Threaded Pulley	43059HD	2006	43274BH
1985-1979; W/O Pulley	42351HD	2005-2003	❖42349BH
		or	❖42349
Detroit Diesel 4-53 Diesel		GM V-8 8.1 L	
1981-1977; W/Clockwise Eng. Rotation	43310HD	2009-2003	44089
1981-1977; W/Counterclockwise Eng. Rotation	43309HD		
Detroit Diesel V-8 8.2 L Diesel		C5500	
1990-1980; W/Heater Outlet	46001HD	GM V-8 6.0 L	
GM 6-Cyl. 235; GM 6-Cyl. 261		1998-1997	45001
1962-1960	43128	GM V-8 6.6 L Diesel	
GM V-8 5.7 L		2009-2007	43273
1990-1980	43104	2006-2003	❖42349BH
GM V-8 6.0 L		or	❖42349
1990; W/Screw-On Hub	45001	GM V-8 7.0 L	
1990; W/O Screw-On Hub	45003	1998-1997	45001
1980; W/P.T.O.	45003	GM V-8 7.4 L	
1980; W/O P.T.O.	44029	2000-1999	42569
GM V-8 307		GM V-8 8.1 L	
1973-1968	43106	2009-2001	44089
GM V-8 327		C6500; C7500; C8500	
1968-1962	43106	Caterpillar C7 Diesel	
GM V-8 350		2007-2004	43561HD
1979-1973	43104	GM V-8 6.0 L; GM V-8 7.0 L	
1972-1969	43106	1998-1997	45001
GM V-8 366; GM V-8 427		GM V-8 7.4 L	
1979-1966; W/P.T.O.	45003	2000-1999	42569
1979-1966; W/O P.T.O.	44029	GM V-8 8.1 L	
		2009-2001	44089
C70		CD50; CD60	
Caterpillar 3208 Diesel		Detroit Diesel 4-53 Diesel	
1990-1979; W/Non-Threaded Pulley	43233HD	1970-1967; W/Clockwise Eng. Rotation	43310HD
1990-1979; W/Threaded Pulley	43059HD	1970-1967; W/Counterclockwise Eng. Rotation	43309HD
1990-1979; W/O Pulley	42351HD		
Detroit Diesel 4-53 Diesel		CE60	
1981-1975; W/Clockwise Eng. Rotation	43310HD	GM V-8 427	
1981-1975; W/Counterclockwise Eng. Rotation	43309HD	1975; W/P.T.O.	45003
Detroit Diesel V-8 8.2 L Diesel		1975; W/O P.T.O.	44029
1990-1980; W/Heater Outlet	46001HD		
GM V-8 5.7 L		CS50; CS60	
1980	43104	GM 6-Cyl. 292	
GM V-8 6.0 L		1972-1967	43283
1990; W/Screw-On Hub	45001		
1990; W/O Screw-On Hub	45003	D50	
1980; W/P.T.O.	45003	Detroit Diesel 3-53 Diesel	
1980; W/O P.T.O.	44029	1966-1965; W/Clockwise Eng. Rotation	43310HD
GM V-8 7.0 L		1966-1965; W/Counterclockwise Eng. Rotation	43309HD
1990; W/Screw-On Hub	45001	Detroit Diesel 4-53 Diesel	
1990; W/O Screw-On Hub	45003	1966-1962; W/Clockwise Eng. Rotation	43310HD
1987	45003	1966-1962; W/Counterclockwise Eng. Rotation	43309HD

❖Includes Back Housing.

❖Does Not Include Back Housing.

Application Guide - Medium & Heavy Duty Trucks

 Medium & Heavy
Duty Trucks

Application	Part No.	Application	Part No.
Chevrolet - Continued		Chevrolet - Continued	
D60		J90	
Detroit Diesel 4-53 Diesel		Cummins 6-Cyl. 14.0 L Diesel	
1966-1962; W/Clockwise Eng. Rotation	43310HD	1978-1973; W/Full Flow Cool.	44064HD
1966-1962; W/Counterclockwise Eng. Rotation	43309HD	1978-1973 Idler Pulley; W/2-Groove Pulley	41129HD
E80		Detroit Diesel 6-71 Diesel	
Detroit Diesel 6V-53 Diesel		1978-1973; W/Turbo; W/Standard Rotation	42321HD
1965-1962; W/Clockwise Eng. Rotation	43310HD	1978-1973; W/Turbo; W/Reverse Rotation	42322HD
1965-1962; W/Counterclockwise Eng. Rotation	43309HD	1978-1973; W/O Turbo; W/Standard Rotation	42102HD
Express 4500		1978-1973; W/O Turbo; W/Reverse Rotation	
GM V-8 6.0 L		42344HD	
2015-2010	45010	JC90	
GM V-8 6.6 L Diesel		Cummins 6-Cyl. 14.0 L Diesel	
2015-2011	43274BH	1972-1971; W/Full Flow Cool.	
2010	43273	1972-1971 Idler Pulley; W/2-Groove Pulley	
H70		41129HD	
Caterpillar 3208 Diesel		JV70; JV80	
1978-1976; W/Non-Threaded Pulley	43233HD	Detroit Diesel 6V-53 Diesel	
1978-1976; W/Threaded Pulley	43059HD	1972-1966; W/Clockwise Eng. Rotation	
1978-1976; W/O Pulley	42351HD	1972-1966; W/Counterclockwise Eng. Rotation	
Detroit Diesel 6V-53 Diesel		43310HD	
1978-1973; W/Clockwise Eng. Rotation	43310HD	43309HD	
1978-1973; W/Counterclockwise Eng. Rotation	43309HD	Kodiak C5500; Kodiak C6500; Kodiak C7500; Kodiak C8500	
GM V-8 366; GM V-8 427		GM V-8 6.0 L; GM V-8 7.0 L	
1978-1974; W/P.T.O.	45003	1996-1991	
1978-1974; W/O P.T.O.	44029	45001	
H80		L50; L60	
GM V-8 366; GM V-8 427		GM 6-Cyl. 292	
1978-1974; W/P.T.O.	45003	1966-1963	
1978-1974; W/O P.T.O.	44029	43283	
H90		GM V-8 366	
Cummins 6-Cyl. 14.0 L Diesel		1966; W/P.T.O.	
1978-1971; W/Full Flow Cool.	44064HD	45003	
1978-1971 Idler Pulley; W/2-Groove Pulley	41129HD	1966; W/O P.T.O.	
Detroit Diesel 6-71 Diesel		44029	
1978-1973; W/Turbo; W/Standard Rotation	42321HD	L80	
1978-1973; W/Turbo; W/Reverse Rotation	42322HD	GM V-8 366	
1978-1973; W/O Turbo; W/Standard Rotation	42102HD	1966; W/P.T.O.	
1978-1973; W/O Turbo; W/Reverse Rotation	42344HD	45003	
HV70		1966; W/O P.T.O.	
Detroit Diesel 6V-53 Diesel		44029	
1972-1966; W/Clockwise Eng. Rotation	43310HD	M65	
1972-1966; W/Counterclockwise Eng. Rotation	43309HD	GM V-8 366; GM V-8 427	
J70		1978-1973; W/P.T.O.	
Caterpillar 3208 Diesel		45003	
1978-1976; W/Non-Threaded Pulley	43233HD	1978-1973; W/O P.T.O.	
1978-1976; W/Threaded Pulley	43059HD	44029	
1978-1976; W/O Pulley	42351HD	M90	
Detroit Diesel 6V-53 Diesel		Cummins 6-Cyl. 14.0 L Diesel	
1978-1973; W/Clockwise Eng. Rotation	43310HD	1974-1973; W/Full Flow Cool.	
1978-1973; W/Counterclockwise Eng. Rotation	43309HD	1974-1973 Idler Pulley; W/2-Groove Pulley	
GM V-8 366; GM V-8 427		41129HD	
1978-1974; W/P.T.O.	45003	MI90	
1978-1974; W/O P.T.O.	44029	Detroit Diesel 6-71 Diesel	
J80		1971-1966; W/Turbo; W/Standard Rotation	
Detroit Diesel 6V-53 Diesel		42321HD	
1978-1973; W/Clockwise Eng. Rotation	43310HD	1971-1966; W/Turbo; W/Reverse Rotation	
1978-1973; W/Counterclockwise Eng. Rotation	43309HD	42322HD	
GM V-8 366; GM V-8 427		1971-1966; W/O Turbo; W/Standard Rotation	
1978-1974; W/P.T.O.	45003	42102HD	
1978-1974; W/O P.T.O.	44029	1971-1966; W/O Turbo; W/Reverse Rotation	
		42344HD	
		P6T042	
		Detroit Diesel V-8 8.2 L Diesel	
		1990-1983; W/Heater Outlet	
		46001HD	
		GM V-8 5.7 L	
		1990-1983	
		43104	
		P30	
		Cummins BT Series Diesel	
		1992-1990	
		41181	
		Detroit Diesel V-8 8.2 L Diesel	
		1990; W/Heater Outlet	
		46001HD	
		GM V-6 4.3 L	
		1991-1990	
		43099	
		or	
		*43099P	
		GM V-8 5.7 L	
		1990-1980	
		43104	

*High Performance Pump.

Application Guide - Medium & Heavy Duty Trucks

Medium & Heavy Duty Trucks

Application	Part No.	Application	Part No.
Chevrolet - Continued		Chevrolet - Continued	
P30 - Continued		T5500; T6500; T7500; T8500	
GM V-8 6.0 L 1990	45001	GM V-8 7.4 L 1999	42569
GM V-8 6.2 L Diesel 1993-1982	44099	TD50; TD60	
GM V-8 6.5 L Diesel 1998-1997	44042	Detroit Diesel 4-53 Diesel	
1996; Early	44100	1969-1967; W/Clockwise Eng. Rotation	
1996; Late	44042	1969-1967; W/Counterclockwise Eng. Rotation	
1995	44100	TE50; TE60	
GM V-8 7.0 L 1990	45001	GM V-8 366	
GM V-8 7.4 L 2000-1999	42569	1972-1971; W/P.T.O.	
1996; Eng. VIN N	44027	1972-1971; W/O P.T.O.	
1995-1980	or *44027P	GM V-8 427	
	or *44027	1972-1970; W/P.T.O.	
	or *44027P	1972-1970; W/O P.T.O.	
GM V-8 350 1979-1978	43104	TE65	
GM V-8 366 1977-1972	45003	GM V-8 366; GM V-8 427	
GM V-8 427 1977; W/P.T.O.	45003	1972-1966; W/P.T.O.	
1977; W/O P.T.O.	44029	1972-1966; W/O P.T.O.	
GM V-8 454 1979-1973	44027	Tiltmaster W4	
	or *44027P	GM V-8 5.7 L	
		1995-1993	
		Isuzu 4BD1 Diesel	
		1991-1986	
		Titan	
		Caterpillar 3406 Diesel	
		1980-1979; W/Flat Gear	
		1980-1979 Adapter	
		Cummins 6-Cyl. 14.0 L Diesel	
		1980	
		1980 Tensioner Pulley; W/V-Ribbed Belt	
		1979-1973; W/Full Flow Cool.	
		1979-1973 Idler Pulley; W/2-Groove Pulley	
		1971; W/Full Flow Cool.	
		1971 Idler Pulley; W/2-Groove Pulley	
		Detroit Diesel 6-71 Diesel	
		1980-1970; W/Turbo; W/Standard Rotation	
		1980-1970; W/Turbo; W/Reverse Rotation	
		1980-1970; W/O Turbo; W/Standard Rotation	
		1980-1970; W/O Turbo; W/Reverse Rotation	
		TV70	
		Detroit Diesel 6V-53 Diesel	
		1972-1966; W/Clockwise Eng. Rotation	
		1972-1966; W/Counterclockwise Eng. Rotation	
		U80	
		Detroit Diesel 6V-53 Diesel	
		1966-1962; W/Clockwise Eng. Rotation	
		1966-1962; W/Counterclockwise Eng. Rotation	
		W6	
		GM V-8 5.7 L	
		1980	
		GM V-8 6.0 L	
		1980	
		GM V-8 350	
		1979	
		W7	
		GM V-8 6.0 L; GM V-8 7.0 L	
		1980	
		GM V-8 366; GM V-8 427	
		1979	
P40; P50			
GM 6-Cyl. 292 1972-1966	43283		
T40			
Detroit Diesel 3-53 Diesel			
1968-1962; W/Clockwise Eng. Rotation		43310HD	
1968-1962; W/Counterclockwise Eng. Rotation		43309HD	
GM 6-Cyl. 292 1972-1965	43283		
T50			
GM 6-Cyl. 292 1972-1965	43283		
GM V-8 366; GM V-8 427 1973-1966; W/P.T.O.	45003		
1973-1966; W/O P.T.O.	44029		
T60			
GM 6-Cyl. 292 1972-1965	43283		
GM V-8 350 1978-1974	43104		
1973	43283		
GM V-8 366; GM V-8 427 1978-1966; W/P.T.O.	45003		
1978-1966; W/O P.T.O.	44029		
T65			
GM V-8 366; GM V-8 427 1978-1974; W/P.T.O.	45003		
1978-1974; W/O P.T.O.	44029		
T70			
Detroit Diesel 6V-53 Diesel			
1974-1973; W/Clockwise Eng. Rotation		43310HD	
1974-1973; W/Counterclockwise Eng. Rotation		43309HD	

*High Performance Pump.

Application Guide - Medium & Heavy Duty Trucks

 Medium & Heavy
Duty Trucks

Application	Part No.	Application	Part No.
Chevrolet - Continued		Diamond Reo - Continued	
W70		CO54 - Continued	
Detroit Diesel 6V-53 Diesel 1974-1966; W/Clockwise Eng. Rotation	43310HD	Detroit Diesel 8V-71 Diesel 1973	44093HD
1974-1966; W/Counterclockwise Eng. Rotation	43309HD	CO88	
W80		Detroit Diesel 6-71 Diesel	
Detroit Diesel 6V-53 Diesel 1965-1962; W/Clockwise Eng. Rotation	43310HD	1974-1973; W/Turbo; W/Standard Rotation	42321HD
1965-1962; W/Counterclockwise Eng. Rotation	43309HD	1974-1973; W/Turbo; W/Reverse Rotation	42322HD
W3500		1974-1973; W/O Turbo; W/Standard Rotation	42102HD
GM V-8 5.7 L 2003-2000	43315	1974-1973; W/O Turbo; W/Reverse Rotation	42344HD
GM V-8 6.0 L 2006-2004	45006	DC101	
W4500		Detroit Diesel 6V-53 Diesel	
GM V-8 5.7 L 2003-2000	43315	1974; W/Clockwise Eng. Rotation	43310HD
GM V-8 6.0 L 2005	45006	1974; W/Counterclockwise Eng. Rotation	43309HD
Y80		Dodge	
Detroit Diesel 6V-53 Diesel 1966-1962; W/Clockwise Eng. Rotation	43310HD	C500	
1966-1962; W/Counterclockwise Eng. Rotation	43309HD	Dodge V-8 318	
Diamond Reo		1971-1968	43028
C92		1967-1960	43030
Detroit Diesel 6-71 Diesel 1974-1973; W/Turbo; W/Standard Rotation	42321HD	C600	
1974-1973; W/Turbo; W/Reverse Rotation	42322HD	Dodge V-8 318	
1974-1973; W/O Turbo; W/Standard Rotation	42102HD	1973-1968	43028
1974-1973; W/O Turbo; W/Reverse Rotation	42344HD	1967-1960	43030
C101		C800	
Cummins C Series 8.3 L Diesel 1969-1968; W/Short Nose W.P.	42352HD	Cummins C175 Diesel	
1969-1968; W/Long Nose W.P.; W/Hardened Pulley	43321HD	1966-1960; W/Short Nose W.P.	42352HD
1969-1968; W/Long Nose W.P.; W/O Hardened Pulley	43320HD	1966-1960; W/Long Nose W.P.; W/Hardened Pulley	43321HD
Detroit Diesel 6V-53 Diesel 1974; W/Clockwise Eng. Rotation	43310HD	1966-1960; W/Long Nose W.P.; W/O Hardened Pulley	43320HD
1974; W/Counterclockwise Eng. Rotation	43309HD	Cummins V-8 210 Diesel 1973-1970	44093HD
C114		C900	
Detroit Diesel 6-71 Diesel 1972-1967; W/Turbo; W/Standard Rotation	42321HD	Cummins C175 Diesel	
1972-1967; W/Turbo; W/Reverse Rotation	42322HD	1966-1960; W/Short Nose W.P.	42352HD
1972-1967; W/O Turbo; W/Standard Rotation	42102HD	1966-1960; W/Long Nose W.P.; W/Hardened Pulley	43321HD
1972-1967; W/O Turbo; W/Reverse Rotation	42344HD	1966-1960; W/Long Nose W.P.; W/O Hardened Pulley	43320HD
C116		CN900	
Detroit Diesel 6-71 Diesel 1974-1971; W/Turbo; W/Standard Rotation	42321HD	Cummins 6-Cyl. 14.0 L Diesel	
1974-1971; W/Turbo; W/Reverse Rotation	42322HD	1974-1973; W/Full Flow Cool.	44064HD
1974-1971; W/O Turbo; W/Standard Rotation	42102HD	1974-1973 Idler Pulley; W/2-Groove Pulley	41129HD
1974-1971; W/O Turbo; W/Reverse Rotation	42344HD	Cummins V-8 210 Diesel	
CF65		1973	44093HD
Cummins V-8 210 Diesel 1973-1972	44093HD	1971-1970	44093HD
CO54		Detroit Diesel 6-71 Diesel	
Detroit Diesel 6-71 Diesel 1974-1973; W/Turbo; W/Standard Rotation	42321HD	1974-1973; W/Turbo; W/Standard Rotation	42321HD
1974-1973; W/Turbo; W/Reverse Rotation	42322HD	1974-1973; W/Turbo; W/Reverse Rotation	42322HD
1974-1973; W/O Turbo; W/Standard Rotation	42102HD	1974-1973; W/O Turbo; W/Standard Rotation	42102HD
1974-1973; W/O Turbo; W/Reverse Rotation	42344HD	1974-1973; W/O Turbo; W/Reverse Rotation	42344HD
		1972; W/Standard Rotation	42102HD
		1972; W/Reverse Rotation	42344HD
		CN950	
		Cummins 6-Cyl. 14.0 L Diesel	
		1974; W/Full Flow Cool.	44064HD
		1974 Idler Pulley; W/2-Groove Pulley	41129HD
		CNT900	
		Cummins 6-Cyl. 14.0 L Diesel	
		1974-1973; W/Full Flow Cool.	44064HD
		1974-1973 Idler Pulley; W/2-Groove Pulley	41129HD

Application Guide - Medium & Heavy Duty Trucks

Medium & Heavy
Duty Trucks

Application	Part No.	Application	Part No.
Dodge - Continued		Dodge - Continued	
CNT900 - Continued		LS1000; LT1000 - Continued	
Cummins V-8 210 Diesel		Detroit Diesel 6-71 Diesel	
1973	44093HD	1973; W/Turbo; W/Standard Rotation	42321HD
1971-1970	44093HD	1973; W/Turbo; W/Reverse Rotation	42322HD
Detroit Diesel 6-71 Diesel		1973; W/O Turbo; W/Standard Rotation	42102HD
1974-1973; W/Turbo; W/Standard Rotation	42321HD	1973; W/O Turbo; W/Reverse Rotation	42344HD
1974-1973; W/Turbo; W/Reverse Rotation	42322HD	1972; W/Standard Rotation	42102HD
1974-1973; W/O Turbo; W/Standard Rotation	42102HD	1972; W/Reverse Rotation	42344HD
1974-1973; W/O Turbo; W/Reverse Rotation	42344HD		
1972; W/Standard Rotation	42102HD	P400	
1972; W/Reverse Rotation	42344HD	Dodge 6-Cyl. 225	
		1976-1967	43025
CNT950		Dodge V-8 318	
Cummins 6-Cyl. 14.0 L Diesel		1960	43030
1974; W/Full Flow Cool.	44064HD	Ram 4500HD; Ram 5500HD	
1974 Idler Pulley; W/2-Groove Pulley	41129HD	Cummins 6-Cyl. 6.7 L Diesel	
CT800		2012-2008	42291
Cummins C175 Diesel		W500	
1966-1960; W/Short Nose W.P.	42352HD	Dodge 6-Cyl. 225	
1966-1960; W/Long Nose W.P.; W/Hardened		1971-1969	43025
Pulley	43321HD	Dodge V-8 318	
1966-1960; W/Long Nose W.P.; W/O Hardened		1971-1968	43028
Pulley	43320HD	1967-1960	43030
Cummins V-8 210 Diesel		W600	
1973-1970	44093HD	Dodge V-8 318	
CT900		1973-1972	43028
Cummins C175 Diesel		F.W.D.	
1966-1960; W/Short Nose W.P.	42352HD	233D	
1966-1960; W/Long Nose W.P.; W/Hardened		Detroit Diesel 3-71 Diesel	
Pulley	43321HD	1980-1976; W/Turbo; W/Standard Rotation	42321HD
1966-1960; W/Long Nose W.P.; W/O Hardened		1980-1976; W/Turbo; W/Reverse Rotation	42322HD
Pulley	43320HD	1980-1976; W/O Turbo; W/Standard Rotation	42102HD
D400		1980-1976; W/O Turbo; W/Reverse Rotation	42344HD
Dodge 6-Cyl. 225		284D; 324D	
1971-1967	43025	Detroit Diesel 4-71 Diesel	
Dodge V-8 318		1959-1955; W/Turbo; W/Standard Rotation	42321HD
1971-1968	43028	1959-1955; W/Turbo; W/Reverse Rotation	42322HD
1967-1960	43030	1959-1955; W/O Turbo; W/Standard Rotation	42102HD
D500		1959-1955; W/O Turbo; W/Reverse Rotation	42344HD
Dodge 6-Cyl. 225		Detroit Diesel 6-71 Diesel	
1976-1967	43025	1988-1955; W/Turbo; W/Standard Rotation	42321HD
Dodge V-8 318		1988-1955; W/Turbo; W/Reverse Rotation	42322HD
1973-1968	43028	1988-1955; W/O Turbo; W/Standard Rotation	42102HD
1967-1960	43030	1988-1955; W/O Turbo; W/Reverse Rotation	42344HD
D600		364D; 406D; 456D; 466D; 486D	
Dodge V-8 318		Detroit Diesel 4-71 Diesel;	
1973-1968	43028	Detroit Diesel 6-71 Diesel	
1967-1960	43030	1961-1959; W/Turbo; W/Standard Rotation	42321HD
L600		1961-1959; W/Turbo; W/Reverse Rotation	42322HD
Dodge 6-Cyl. 225		1961-1959; W/O Turbo; W/Standard Rotation	42102HD
1970-1969	43025	1961-1959; W/O Turbo; W/Reverse Rotation	42344HD
Dodge V-8 318		521	
1970-1968	43028	Detroit Diesel 6V-53 Diesel	
1967	43030	1976-1962; W/Clockwise Eng. Rotation	43310HD
L700		1976-1962; W/Counterclockwise Eng. Rotation	43309HD
Detroit Diesel 6-71 Diesel		606D	
1970-1969; W/Standard Rotation	42102HD	Detroit Diesel 4-71 Diesel;	
1970-1969; W/Reverse Rotation	42344HD	Detroit Diesel 6-71 Diesel	
LS1000; LT1000		1961-1959; W/Turbo; W/Standard Rotation	42321HD
Cummins 6-Cyl. 14.0 L Diesel		1961-1959; W/Turbo; W/Reverse Rotation	42322HD
1974; W/Full Flow Cool.	44064HD	1961-1959; W/O Turbo; W/Standard Rotation	42102HD
1974 Idler Pulley; W/2-Groove Pulley	41129HD	1961-1959; W/O Turbo; W/Reverse Rotation	42344HD

Application Guide - Medium & Heavy Duty Trucks

 Medium & Heavy
Duty Trucks

Application	Part No.	Application	Part No.
F.W.D. - Continued		Ford - Continued	
2161		C600 - Continued	
Detroit Diesel 6V-53 Diesel		Ford V-8 330 - Continued	
1976-1962; W/Clockwise Eng. Rotation	43310HD	1974-1973; W/M.D. Eng.	44004
1976-1962; W/Counterclockwise Eng. Rotation	43309HD	1972-1971; W/H.D. Eng.	44005
2272		1972-1971; W/M.D. Eng.	44004
Cummins C Series 8.3 L Diesel		Ford V-8 361	
1965-1963; W/Short Nose W.P.	42352HD	1978-1976; W/Low Mount Fan	44006
1965-1963; W/Long Nose W.P.; W/Hardened		1978-1976; W/High Mount Fan	45008
Pulley	43321HD	1975; VIN 80001 & After; W/Low Mount Fan	44006
1965-1963; W/Long Nose W.P.; W/O Hardened		1975; VIN 80001 & After; W/High Mount Fan	45008
Pulley	43320HD	1974	44012
3161		1972-1971; W/H.D. Eng.	44005
Detroit Diesel 6V-53 Diesel		Ford V-8 370	
1976-1962; W/Clockwise Eng. Rotation	43310HD	1979	44019
1976-1962; W/Counterclockwise Eng. Rotation	43309HD	Ford V-8 391	
3272		1978-1977; W/Low Mount Fan	44006
Cummins C Series 8.3 L Diesel		1978-1977; W/High Mount Fan	45008
1965-1963; W/Short Nose W.P.	42352HD	1974	44012
1965-1963; W/Long Nose W.P.; W/Hardened		1972-1971; W/H.D. Eng.	44005
Pulley	43321HD	C700	
1965-1963; W/Long Nose W.P.; W/O Hardened		Detroit Diesel V-8 8.2 L Diesel	
Pulley	43320HD	1986-1980; W/Heater Outlet	46001HD
3361; 4161; 5161		Ford V-8 6.1 L; Ford V-8 7.0 L	
Detroit Diesel 6V-53 Diesel		1986-1980	44019
1976-1962; W/Clockwise Eng. Rotation	43310HD	Ford V-8 330	
1976-1962; W/Counterclockwise Eng. Rotation	43309HD	1978; W/High Mount Fan	45008
Ford		1974-1971; W/M.D. Eng.	44004
A9500 Series; AT9500 Series		Ford V-8 361	
Cummins N14 Diesel		1978-1976; W/Low Mount Fan	44006
1998-1996	44052HD	1978-1976; W/High Mount Fan	45008
Detroit Diesel 6-Cyl. 11.1 L		1975; VIN 80001 & After; W/Low Mount Fan	44006
Diesel; Detroit Diesel 6-Cyl.		1975; VIN 80001 & After; W/High Mount Fan	45008
12.7 L Diesel		1974	44012
1998-1996; W/Weep Chamber	46002HD	Ford V-8 370	
1998-1996; W/O Weep Chamber	44066HD	1979	44019
C Series		Ford V-8 391	
Ford V-8 330		1978-1976; W/Low Mount Fan	44006
1970; W/H.D. Eng.	44005	1978-1976; W/High Mount Fan	45008
1970; W/M.D. Eng.	44004	1975; VIN 80000 & Before	44012
1969-1964; W/M.D. Eng.	44005	1975; VIN 80001 & After; W/Low Mount Fan	44006
Ford V-8 361; Ford V-8 391		1975; VIN 80001 & After; W/High Mount Fan	45008
1970; W/H.D. Eng.	44005	1974	44012
1969-1964; W/M.D. Eng.	44005	Ford V-8 429	
C500		1979	44019
Ford 6-Cyl. 240		C750	
1973-1971	42071	Ford V-8 330	
Ford V-8 330		1974-1971; W/M.D. Eng.	44004
1973-1971; W/M.D. Eng.	44004	Ford V-8 361; Ford V-8 391	
C550		1977-1976; W/Low Mount Fan	44006
Ford V-8 330		1977-1976; W/High Mount Fan	45008
1973-1971; W/M.D. Eng.	44004	1975; VIN 80000 & Before	44012
C600		1975; VIN 80001 & After; W/Low Mount Fan	44006
Detroit Diesel V-8 8.2 L Diesel		1975; VIN 80001 & After; W/High Mount Fan	45008
1986-1980; W/Heater Outlet	46001HD	1974	44012
Ford 6-Cyl. 240		C800	
1974-1971	42071	Detroit Diesel V-8 8.2 L Diesel	
Ford V-8 6.1 L		1989-1980; W/Heater Outlet	46001HD
1986-1980	44019	Ford V-8 6.1 L; Ford V-8 7.0 L	
Ford V-8 330		1986-1980	44019
1978; W/High Mount Fan	45008	Ford V-8 330	
C550		1978; W/High Mount Fan	45008
Ford V-8 330		1974-1973; W/M.D. Eng.	44004
1973-1971; W/M.D. Eng.	44004	1972-1971; W/H.D. Eng.	44005
C600		1972-1971; W/M.D. Eng.	44004
Detroit Diesel V-8 8.2 L Diesel			
1986-1980; W/Heater Outlet	46001HD		
Ford 6-Cyl. 240			
1974-1971	42071		
Ford V-8 6.1 L			
1986-1980	44019		
Ford V-8 330			
1978; W/High Mount Fan	45008		

Application Guide - Medium & Heavy Duty Trucks

Medium & Heavy
Duty Trucks

Application	Part No.	Application	Part No.
Ford - Continued		Ford - Continued	
C800 - Continued		CFT8000 - Continued	
Ford V-8 361		Ford 6-Cyl. 6.6 L Diesel; Ford 6-Cyl. 7.8 L Diesel	
1978-1976; W/Low Mount Fan	44006	1993-1991	43125HD
1978-1976; W/High Mount Fan	45008	CL9000; CLT9000	
1975; VIN 80000 & Before	44012	Caterpillar 3406 Diesel	
1975; VIN 80001 & After; W/Low Mount Fan	44006	1991-1978; W/Flat Gear	45009HD
1975; VIN 80001 & After; W/High Mount Fan	45008	1991-1978 Adapter	44600HDBP
1974	44012	Cummins 6-Cyl. 14.0 L Diesel	
1972-1971; W/H.D. Eng.	44005	1990	44052HD
Ford V-8 370		1990 Idler Pulley; W/V-Ribbed Belt	41174HD
1979	44019	1990 Idler Pulley; W/Flat Idler Pulley	41173HD
Ford V-8 391		1989-1986; W/6-Ribbed Belt	44092HD
1978-1976; W/Low Mount Fan	44006	1989-1986 Idler Pulley; W/V-Ribbed Belt	41174HD
1978-1976; W/High Mount Fan	45008	1989-1986; W/V-Belt Drive	44084HD
1975; VIN 80000 & Before	44012	1989-1986 Idler Pulley; W/Flat Idler Pulley	41173HD
1975; VIN 80001 & After; W/Low Mount Fan	44006	1985; W/Big Cam IV Eng.; W/6-Ribbed Belt	44092HD
1975; VIN 80001 & After; W/High Mount Fan	45008	1985 Idler Pulley; W/V-Ribbed Belt	41174HD
1974	44012	1985; W/Big Cam IV Eng.; W/V-Belt Drive	44084HD
1972-1971; W/H.D. Eng.	44005	1985 Idler Pulley; W/Flat Idler Pulley	41173HD
Ford V-8 429		1985 Tensioner Pulley; W/Big Cam III Eng.; W/V-Ribbed Belt	41111HD
1979	44019	1984	44055HD
C7000		1983; W/Big Cam I & II Eng.	44086HD
Caterpillar 3208 Diesel		1983; W/Big Cam III Eng.	44055HD
1986-1975; W/Non-Threaded Pulley	43233HD	1982	44086HD
1986-1975; W/Threaded Pulley	43059HD	1981-1980	44086HD
1986-1975; W/O Pulley	42351HD	1981-1980 Tensioner Pulley; W/V-Ribbed Belt	41111HD
C8000		1979-1978; W/Full Flow Cool.	44064HD
Caterpillar 3208 Diesel		1979-1978 Idler Pulley; W/2-Groove Pulley	41129HD
1990-1975; W/Non-Threaded Pulley	43233HD	Cummins L10 Diesel	
1990-1975; W/Threaded Pulley	43059HD	1991	43307HD
1990-1975; W/O Pulley	42351HD	1990-1988	44094HD
CF7000		Cummins N14 Diesel	
Cummins B Series 5.9 L Diesel		1991	44052HD
1997-1993	41181	CT700; CT750	
Cummins C Series 8.3 L Diesel		Ford V-8 330	
1996-1993; W/Short Nose W.P.	42352HD	1973-1971; W/M.D. Eng.	44004
1996-1993; W/Long Nose W.P.; W/Hardened Pulley	43321HD	CT800	
1996-1993; W/Long Nose W.P.; W/O Hardened Pulley	43320HD	Detroit Diesel V-8 8.2 L Diesel	
Ford 6-Cyl. 6.6 L Diesel; Ford 6-Cyl. 7.8 L Diesel		1983-1980; W/Heater Outlet	46001HD
1993-1991	43125HD	Ford V-8 6.1 L; Ford V-8 7.0 L	
CF8000		1982-1980	44019
Cummins B Series 5.9 L Diesel		Ford V-8 330	
1997-1993	41181	1978; W/High Mount Fan	45008
Cummins C Series 8.3 L Diesel		1974-1971; W/H.D. Eng.	44005
1996-1993; W/Short Nose W.P.	42352HD	1974-1971; W/M.D. Eng.	44004
1996-1993; W/Long Nose W.P.; W/Hardened Pulley	43321HD	Ford V-8 359	
1996-1993; W/Long Nose W.P.; W/O Hardened Pulley	43320HD	1973; W/H.D. Eng.	44005
Ford 6-Cyl. 6.6 L Diesel		Ford V-8 361	
1993-1991	43125HD	1978; W/Low Mount Fan	44006
Ford 6-Cyl. 7.8 L Diesel		1978; W/High Mount Fan	45008
1994-1991	43125HD	1974	44012
CFT8000		1973-1971; W/H.D. Eng.	44005
Cummins B Series 5.9 L Diesel		Ford V-8 370	
1997-1993	41181	1979	44019
Cummins C Series 8.3 L Diesel		Ford V-8 391	
1996-1993; W/Short Nose W.P.	42352HD	1978-1976; W/Low Mount Fan	44006
1996-1993; W/Long Nose W.P.; W/Hardened Pulley	43321HD	1978-1976; W/High Mount Fan	45008
1996-1993; W/Long Nose W.P.; W/O Hardened Pulley	43320HD	1975; VIN 80000 & Before	44012
		1974	44012
		1973-1971; W/H.D. Eng.	44005
		Ford V-8 429	
		1979	44019

Application Guide - Medium & Heavy Duty Trucks

Application	Part No.	Application	Part No.
Ford - Continued		Ford - Continued	
CT8000		F-53 - Continued	
Caterpillar 3208 Diesel		Ford V-10 6.8 L - Continued	
1990-1975; W/Non-Threaded Pulley	43233HD	2015-2012; W/M36 Hub	42079
1990-1975; W/Threaded Pulley	43059HD	2015-2012; W/O M36 Hub	42574
1990-1975; W/O Pulley	42351HD	2011; W/M36 Hub	42079
E350		F450 Super Duty	
Ford V-8 5.8 L		Ford V-8 6.0 L Diesel	
1989	43057	2007-2005	43541
Ford V-8 7.3 L Diesel		2004; Sept. 22, 2003 & Older	41185
1989-1988	44018	2004; Sept. 23, 2003 & Newer	43541
Ford V-8 7.5 L		2003	41185
1989; W/Dual Fan Hub Bolt Circles	44023	Ford V-8 6.2 L	
International/Navistar V-8 6.9 L Diesel		2016; W/P.T.O.	43422
1987	44018	2016; W/O P.T.O.	43422
E450 Super Duty		2014-2013; W/P.T.O.	43422
Ford V-8 5.4 L		2014-2013; W/O P.T.O.	43422
2016-2012	43504	Ford V-8 6.4 L Diesel	
2011-2010; W/M30 Hub	43504	2010-2008 Main	42025
2011-2010; W/M36 Hub	42574	2010-2008 Aux.	41507E
2009-2003	43504	Ford V-8 6.7 L Diesel	
2002-2000	42068	2016-2011 Main	45012
Ford V-8 6.0 L Diesel		2016-2011 Aux. (EGR Cooler); W/H.D. Alt.	43328BH
2010-2005	43541	2016-2011 Aux. (EGR Cooler); W/Dual Alts.	43327BH
2004; Sept. 22, 2003 & Older	41185	Ford V-8 7.3 L Diesel	
2004; Sept. 23, 2003 & Newer	43541	2003-1999	43546
2003	41185	Ford V-10 6.8 L	
Ford V-8 7.3 L Diesel		2015-2012	42574
2003-1999	43546	2010-2009; W/M30 Hub	43504
1998	45000	2010-2009; W/M36 Hub	42574
Ford V-10 6.8 L		2008-2006	42079
2016-2012; W/M36 Hub	42574	2004-1999	42079
2011-2010; W/M30 Hub	43504	F500	
2011-2010; W/M36 Hub	42574	Ford 6-Cyl. 240	
2009-1999	42079	1974-1971	42071
E550 Super Duty		Ford V-8 330	
Ford V-8 7.3 L Diesel		1975; W/H.D. Eng.	44005
2003-2002	43546	1974; W/H.D. Eng.	44005
Ford V-10 6.8 L		1974; W/M.D. Eng.	44004
2003-2002	42079	1973-1971; W/M.D. Eng.	44004
F Series		Ford V-8 361; Ford V-8 391	
Detroit Diesel 6-71 Diesel		1977-1976; W/Low Mount Fan	44006
1969-1968; W/Standard Rotation	42102HD	1977-1976; W/High Mount Fan	45008
1969-1968; W/Reverse Rotation	42344HD	1975; VIN 80001 & After; W/Low Mount Fan	44006
Detroit Diesel 6V-53 Diesel		1975; VIN 80001 & After; W/High Mount Fan	45008
1969; W/Clockwise Eng. Rotation	43310HD	F550 Super Duty	
1969; W/Counterclockwise Eng. Rotation	43309HD	Ford V-8 6.0 L Diesel	
Ford V-8 330		2007-2005	43541
1970; W/M.D. Eng.	44004	2004; Sept. 22, 2003 & Older	41185
1969-1964; W/M.D. Eng.	44005	2004; Sept. 23, 2003 & Newer	43541
Ford V-8 361; Ford V-8 391		2003	41185
1969-1964; W/M.D. Eng.	44005	Ford V-8 6.2 L	
F Super Duty		2015-2014	43422
Ford V-8 7.3 L Diesel		Ford V-8 6.4 L Diesel	
1998-1996	45000	2010-2008 Main	42025
1995	45007	2010-2008 Aux.	41507E
1994-1988	44018	Ford V-8 6.7 L Diesel	
Ford V-8 7.5 L		2016-2011 Main	45012
1996	44024	2016-2011 Aux. (EGR Cooler); W/H.D. Alt.	43328BH
F-53		2016-2011 Aux. (EGR Cooler); W/Dual Alts.	43327BH
Ford V-10 6.8 L		Ford V-8 7.3 L Diesel	
2016; W/M36 Hub	42079	2004-1999	43546
		Ford V-10 6.8 L	
		2015-2012	42574
		2010-2009; W/M30 Hub	43504
		2010-2009; W/M36 Hub	42574

Medium & Heavy Duty Trucks

Application Guide - Medium & Heavy Duty Trucks

Medium & Heavy
Duty Trucks

Application	Part No.	Application	Part No.
Ford - Continued		Ford - Continued	
F550 Super Duty - Continued		F650 Super Duty - Continued	
Ford V-10 6.8 L - Continued		Ford V-8 6.7 L Diesel	
2008-2006	42079	2016 Main	45012
2004	42079	2016 Aux. (EGR Cooler); W/H.D. Alt.	43328BH
2001-2000	42079	2016 Aux. (EGR Cooler); W/Dual Alts.	43327BH
F600		F700	
Cummins B Series 5.9 L Diesel		Cummins B Series 5.9 L Diesel	
1994-1992	41181	1997-1992	41181
Cummins C Series 8.3 L Diesel		Cummins C Series 8.3 L Diesel	
1994-1993; W/Short Nose W.P.	42352HD	1994-1993; W/Short Nose W.P.	42352HD
1994-1993; W/Long Nose W.P.; W/Hardened Pulley	43321HD	1994-1993; W/Long Nose W.P.; W/Hardened Pulley	43321HD
1994-1993; W/Long Nose W.P.; W/O Hardened Pulley	43320HD	1994-1993; W/Long Nose W.P.; W/O Hardened Pulley	43320HD
Detroit Diesel V-8 8.2 L Diesel		Cummins ISB Diesel	
1987-1980; W/Heater Outlet	46001HD	1998	41176HD
Ford 6-Cyl. 6.6 L Diesel		Detroit Diesel V-8 8.2 L Diesel	
1993-1991; W/Low Mount Fan	43125HD	1987-1980; W/Heater Outlet	46001HD
1993-1991; W/High Mount Fan	43021HD	Ford 6-Cyl. 6.6 L Diesel	
1990-1987	43084	1994-1991; W/Low Mount Fan	43125HD
Ford 6-Cyl. 7.8 L Diesel		1994-1991; W/High Mount Fan	43021HD
1993-1991; W/Low Mount Fan	43125HD	1990-1987	43084
1993-1991; W/High Mount Fan	43021HD	Ford 6-Cyl. 7.8 L Diesel	
Ford 6-Cyl. 240		1993-1991; W/Low Mount Fan	43125HD
1974-1971	42071	1993-1991; W/High Mount Fan	43021HD
Ford V-8 6.1 L		1990-1987	43084
1991-1980	44019	Ford V-8 6.1 L	
Ford V-8 7.0 L		1991-1980	44019
1994-1988	44019	Ford V-8 7.0 L	
Ford V-8 330		1998-1980	44019
1979-1978; W/High Mount Fan	45008	Ford V-8 330	
1974-1973; W/H.D. Eng.	44005	1974-1971; W/M.D. Eng.	44004
1974-1973; W/M.D. Eng.	44004	Ford V-8 361	
1972-1971; W/M.D. Eng.	44004	1979-1976; W/Low Mount Fan	44006
Ford V-8 359		1979-1976; W/High Mount Fan	45008
1974-1973; W/H.D. Eng.	44005	1975; VIN 80001 & After; W/Low Mount Fan	44006
Ford V-8 361		1975; VIN 80001 & After; W/High Mount Fan	45008
1979-1976; W/Low Mount Fan	44006	Ford V-8 370	
1979-1976; W/High Mount Fan	45008	1979	44019
1975; VIN 80001 & After; W/Low Mount Fan	44006	Ford V-8 391	
1975; VIN 80001 & After; W/High Mount Fan	45008	1979-1976; W/Low Mount Fan	44006
1974; W/H.D. Eng.	44005	1979-1976; W/High Mount Fan	45008
1973; W/H.D. Eng.	44005	1975; VIN 80001 & After; W/Low Mount Fan	44006
Ford V-8 370		1975; VIN 80001 & After; W/High Mount Fan	45008
1979	44019	Ford V-8 429	
Ford V-8 391		1979	44019
1978-1976; W/Low Mount Fan	44006	F750	
1978-1976; W/High Mount Fan	45008	Ford V-8 330	
1975; VIN 80001 & After; W/Low Mount Fan	44006	1974-1973; W/H.D. Eng.	44005
1975; VIN 80001 & After; W/High Mount Fan	45008	1974-1973; W/M.D. Eng.	44004
1974; W/H.D. Eng.	44005	1972-1971; W/M.D. Eng.	44004
1973; W/H.D. Eng.	44005	Ford V-8 359	
Ford V-8 429		1974-1973; W/H.D. Eng.	44005
1979	44019	Ford V-8 361; Ford V-8 391	
F650 Super Duty		1977-1976; W/Low Mount Fan	44006
Cummins ISB Diesel		1977-1976; W/High Mount Fan	45008
2008-2007	42291	1975; VIN 80001 & After; W/Low Mount Fan	44006
2006-2000	41176HD	1975; VIN 80001 & After; W/High Mount Fan	45008
Cummins ISB-07 Diesel		1974; W/H.D. Eng.	44005
2009-2008	41199HD	1973; W/H.D. Eng.	44005
Ford V-8 6.0 L Diesel		F750 Super Duty	
2010-2005	42589HD	Cummins ISB Diesel	
2004; Sept. 22, 2003 & Older	41185	2007	42291
2004; Sept. 23, 2003 & Newer	42589HD	2006-2000	41176HD
2003	41185		

Application Guide - Medium & Heavy Duty Trucks

Medium & Heavy
Duty Trucks

Application	Part No.	Application	Part No.
Ford - Continued		Ford - Continued	
F750 Super Duty - Continued		F8000	
Cummins ISB-07 Diesel 2009-2008	41199HD	Caterpillar 3208 Diesel 1987-1983; W/Non-Threaded Pulley	43233HD
Ford V-8 6.0 L Diesel 2010-2005	42589HD	1987-1983; W/Threaded Pulley	43059HD
2004; Sept. 22, 2003 & Older	41185	1987-1983; W/O Pulley	42351HD
2004; Sept. 23, 2003 & Newer	42589HD	1978; W/Non-Threaded Pulley	43233HD
2003	41185	1978; W/Threaded Pulley	43059HD
Ford V-8 6.7 L Diesel 2016 Main	45012	1978; W/O Pulley	42351HD
2016 Aux. (EGR Cooler); W/H.D. Alt.	43328BH	FT800	
2016 Aux. (EGR Cooler); W/Dual Alts.	43327BH	Ford V-8 6.1 L 1985-1983	44019
F800		Ford V-8 7.0 L 1990-1983	44019
Cummins B Series 5.9 L Diesel 1997-1992	41181	FT900	
Cummins C Series 8.3 L Diesel 1997-1993; W/Short Nose W.P.	42352HD	Cummins B Series 5.9 L Diesel 1997-1992	41181
1997-1993; W/Long Nose W.P.; W/Hardened Pulley	43321HD	Cummins C Series 8.3 L Diesel 1997-1993; W/Short Nose W.P.	42352HD
1997-1993; W/Long Nose W.P.; W/O Hardened Pulley	43320HD	1997-1993; W/Long Nose W.P.; W/Hardened Pulley	43321HD
Cummins ISB Diesel 1999-1998	41176HD	1997-1993; W/Long Nose W.P.; W/O Hardened Pulley	43320HD
Detroit Diesel V-8 8.2 L Diesel 1987-1980; W/Heater Outlet	46001HD	Cummins ISB Diesel 1998	41176HD
Ford 6-Cyl. 6.6 L Diesel 1994-1991; W/Low Mount Fan	43125HD	Detroit Diesel V-8 8.2 L Diesel 1987-1985; W/Heater Outlet	46001HD
1994-1991; W/High Mount Fan	43021HD	Ford 6-Cyl. 6.6 L Diesel 1993-1991; W/Low Mount Fan	43125HD
1990-1987	43084	1993-1991; W/High Mount Fan	43021HD
Ford 6-Cyl. 7.8 L Diesel 1993-1991; W/Low Mount Fan	43125HD	Ford 6-Cyl. 7.8 L Diesel 1993-1991; W/Low Mount Fan	43125HD
1993-1991; W/High Mount Fan	43021HD	1993-1991; W/High Mount Fan	43021HD
1990-1987	43084	1990-1987	43084
Ford V-8 6.1 L 1991-1990	44019	Ford V-8 6.1 L 1991	44019
1988-1980	44019	Ford V-8 7.0 L 1998-1991	44019
Ford V-8 7.0 L 1999-1980	44019	FT8000	
Ford V-8 330 1978; W/High Mount Fan	45008	Caterpillar 3208 Diesel 1987-1983; W/Non-Threaded Pulley	43233HD
1974-1971; W/M.D. Eng.	44004	1987-1983; W/Threaded Pulley	43059HD
Ford V-8 361 1978; W/Low Mount Fan	44006	1987-1983; W/O Pulley	42351HD
1978; W/High Mount Fan	45008	L800	
Ford V-8 370 1979	44019	Ford V-8 6.1 L; Ford V-8 7.0 L 1985-1980	44019
Ford V-8 391 1978-1977; W/Low Mount Fan	44006	Ford V-8 330 1978; W/High Mount Fan	45008
1978-1977; W/High Mount Fan	45008	1974-1970; W/M.D. Eng.	44004
Ford V-8 429 1979	44019	Ford V-8 361 1978-1976; W/Low Mount Fan	44006
F900		1978-1976; W/High Mount Fan	45008
Cummins C Series 8.3 L Diesel 1994-1993; W/Short Nose W.P.	42352HD	1975-1974	44012
1994-1993; W/Long Nose W.P.; W/Hardened Pulley	43321HD	1973; W/H.D. Eng.	44005
1994-1993; W/Long Nose W.P.; W/O Hardened Pulley	43320HD	Ford V-8 370 1979	44019
F7000		Ford V-8 391 1978-1976; W/Low Mount Fan	44006
Caterpillar 3208 Diesel 1987-1983; W/Non-Threaded Pulley	43233HD	1978-1976; W/High Mount Fan	45008
1987-1983; W/Threaded Pulley	43059HD	1973; W/H.D. Eng.	44005
1987-1983; W/O Pulley	42351HD	Ford V-8 429 1979	44019
1980-1975; W/Non-Threaded Pulley	43233HD		
1980-1975; W/Threaded Pulley	43059HD		
1980-1975; W/O Pulley	42351HD		

Application Guide - Medium & Heavy Duty Trucks

Medium & Heavy
Duty Trucks

Application	Part No.	Application	Part No.
Ford - Continued		Ford - Continued	
L8000		L9000 - Continued	
Caterpillar 3208 Diesel		Cummins B Series 5.9 L Diesel	
1988-1971; W/Non-Threaded Pulley	43233HD	1997-1993	41181
1988-1971; W/Threaded Pulley	43059HD	Cummins C Series 8.3 L Diesel	
1988-1971; W/O Pulley	42351HD	1997-1993; W/Short Nose W.P.	42352HD
Caterpillar 3406 Diesel		1997-1993; W/Long Nose W.P.; W/Hardened Pulley	43321HD
1997-1996; W/Dished Gear	44054HD	1997-1993; W/Long Nose W.P.; W/O Hardened Pulley	43320HD
1995-1994; W/Flat Gear	45009HD	Cummins L10 Diesel	
1995-1994; W/Dished Gear	44054HD	1997-1994	43307HD
1995-1994 Adapter	44600HDBP	1997-1994 Idler Pulley	41175HD
1993-1991; W/Flat Gear	45009HD	1993	43307HD
1993-1991 Adapter	44600HDBP	1992-1991	43307HD
Cummins B Series 5.9 L Diesel		1992-1991 Idler Pulley	41175HD
1997-1993	41181	1990-1985	44094HD
Cummins C Series 8.3 L Diesel		Cummins M11 Diesel	
1997-1993; W/Short Nose W.P.	42352HD	1997-1995	43307HD
1997-1993; W/Long Nose W.P.; W/Hardened Pulley	43321HD	Cummins N14 Diesel	
1997-1993; W/Long Nose W.P.; W/O Hardened Pulley	43320HD	1997-1991	44052HD
Cummins ISB Diesel		Detroit Diesel 6-71 Diesel	
1998	41176HD	1986-1970; W/Turbo; W/Standard Rotation	42321HD
Cummins L10 Diesel		1986-1970; W/Turbo; W/Reverse Rotation	42322HD
1992-1991	43307HD	1986-1970; W/O Turbo; W/Standard Rotation	42102HD
1992-1991 Idler Pulley	41175HD	1986-1970; W/O Turbo; W/Reverse Rotation	42344HD
Cummins M11 Diesel		Detroit Diesel 6-Cyl. 11.1 L Diesel	
1997-1996	43307HD	1997-1994; W/Weep Chamber	46002HD
Cummins N14 Diesel		1997-1994; W/O Weep Chamber	44066HD
1998-1993	44052HD	Detroit Diesel 6-Cyl. 12.7 L Diesel	
Detroit Diesel 6V-53 Diesel		1997-1996; W/Weep Chamber	46002HD
1972-1970; W/Clockwise Eng. Rotation	43310HD	1997-1996; W/O Weep Chamber	44066HD
1972-1970; W/Counterclockwise Eng. Rotation	43309HD	Detroit Diesel Series 60 Diesel	
Detroit Diesel Series 60 Diesel		1998-1996; W/Weep Chamber	46002HD
1998-1996; W/Weep Chamber	46002HD	1998-1996; W/O Weep Chamber	44066HD
1998-1996; W/O Weep Chamber	44066HD		
L8500		L9500	
Cummins ISB Diesel		Detroit Diesel 6-Cyl. 11.1 L Diesel; Detroit Diesel 6-Cyl. 12.7 L Diesel	
1998	41176HD	1997-1996; W/Weep Chamber	46002HD
L9000		1997-1996; W/O Weep Chamber	44066HD
Caterpillar 3406 Diesel		LA8000	
1997-1996; W/Dished Gear	44054HD	Caterpillar 3406 Diesel	
1995-1994; W/Flat Gear	45009HD	1997-1996; W/Dished Gear	44054HD
1995-1994; W/Dished Gear	44054HD	1995-1994; W/Flat Gear	45009HD
1995-1994 Adapter	44600HDBP	1995-1994; W/Dished Gear	44054HD
1993-1975; W/Flat Gear	45009HD	1995-1994 Adapter	44600HDBP
1993-1975 Adapter	44600HDBP	1993-1991; W/Flat Gear	45009HD
Cummins 6-Cyl. 14.0 L Diesel		1993-1991 Adapter	44600HDBP
1990	44052HD	Cummins B Series 5.9 L Diesel	
1990 Idler Pulley; W/V-Ribbed Belt	41174HD	1997-1994	41181
1990 Idler Pulley; W/Flat Idler Pulley	41173HD	Cummins C Series 8.3 L Diesel	
1989-1986; W/6-Ribbed Belt	44092HD	1997-1993; W/Short Nose W.P.	42352HD
1989-1986 Idler Pulley; W/V-Ribbed Belt	41174HD	1997-1993; W/Long Nose W.P.; W/Hardened Pulley	43321HD
1989-1986; W/V-Belt Drive	44084HD	1997-1993; W/Long Nose W.P.; W/O Hardened Pulley	43320HD
1989-1986 Idler Pulley; W/Flat Idler Pulley	41173HD	Cummins ISB Diesel	
1985; W/Big Cam IV Eng.; W/6-Ribbed Belt	44092HD	1998	41176HD
1985 Tensioner Pulley; W/Big Cam III Eng.; W/V-Ribbed Belt	41111HD	Cummins L10 Diesel	
1985; W/Big Cam IV Eng.; W/V-Belt Drive	44084HD	1992-1991	43307HD
1984	44055HD	1992-1991 Idler Pulley	41175HD
1983; W/Big Cam I & II Eng.	44086HD	Cummins M11 Diesel	
1983; W/Big Cam III Eng.	44055HD	1997-1996	43307HD
1982	44086HD		
1981-1980	44086HD		
1981-1980 Tensioner Pulley; W/V-Ribbed Belt	41111HD		
1979-1971; W/Full Flow Cool.	44064HD		
1979-1971 Idler Pulley; W/2-Groove Pulley	41129HD		

Application Guide - Medium & Heavy Duty Trucks

Medium & Heavy
Duty Trucks

Application	Part No.	Application	Part No.
Ford - Continued		Ford - Continued	
LA8000 - Continued		LL9000 - Continued	
Cummins N14 Diesel 1998-1992	44052HD	Cummins 6-Cyl. 14.0 L Diesel - Continued	
Detroit Diesel Series 60 Diesel 1998-1996; W/Weep Chamber	46002HD	1984	44055HD
1998-1996; W/O Weep Chamber	44066HD	1974-1971; W/Full Flow Cool.	44064HD
LA9000		1974-1971 Idler Pulley; W/2-Groove Pulley	41129HD
Caterpillar 3406 Diesel		Cummins B Series 5.9 L Diesel	
1998-1996; W/Dished Gear	44054HD	1997-1994	41181
1995-1994; W/Flat Gear	45009HD	Cummins C Series 8.3 L Diesel	
1995-1994; W/Dished Gear	44054HD	1997-1993; W/Short Nose W.P.	42352HD
1995-1994 Adapter	44600HDBP	1997-1993; W/Long Nose W.P.; W/Hardened Pulley	43321HD
1993-1989; W/Flat Gear	45009HD	1997-1993; W/Long Nose W.P.; W/O Hardened Pulley	43320HD
1993-1989 Adapter	44600HDBP	Cummins L10 Diesel	
Cummins 6-Cyl. 14.0 L Diesel		1996-1995	43307HD
1990	44052HD	1996-1995 Idler Pulley	41175HD
1990 Idler Pulley; W/V-Ribbed Belt	41174HD	1994	43307HD
1990 Idler Pulley; W/Flat Idler Pulley	41173HD	1993-1991	43307HD
Cummins B Series 5.9 L Diesel		1993-1991 Idler Pulley	41175HD
1997-1994	41181	1990	44094HD
Cummins C Series 8.3 L Diesel		Cummins M11 Diesel	
1997-1994; W/Short Nose W.P.	42352HD	1996-1995	43307HD
1997-1994; W/Long Nose W.P.; W/Hardened Pulley	43321HD	Cummins N14 Diesel	
1997-1994; W/Long Nose W.P.; W/O Hardened Pulley	43320HD	1997-1991	44052HD
Cummins L10 Diesel		LLA9000	
1997-1991	43307HD	Caterpillar 3406 Diesel	
1997-1991 Idler Pulley	41175HD	1998-1996; W/Dished Gear	44054HD
1990-1988	44094HD	1995-1994; W/Flat Gear	45009HD
Cummins M11 Diesel		1995-1994; W/Dished Gear	44054HD
1997-1995	43307HD	1995-1994 Adapter	44600HDBP
Cummins N14 Diesel		1993-1991; W/Flat Gear	45009HD
1998-1991	44052HD	1993-1991 Adapter	44600HDBP
Detroit Diesel 6-Cyl. 11.1 L Diesel		Caterpillar C10 Diesel	
1997-1991; W/Weep Chamber	46002HD	1997 Idler Pulley	41175HD
1997-1991; W/O Weep Chamber	44066HD	Cummins B Series 5.9 L Diesel	
Detroit Diesel 6-Cyl. 12.7 L Diesel		1997-1994	41181
1996; W/Weep Chamber	46002HD	Cummins C Series 8.3 L Diesel	
1996; W/O Weep Chamber	44066HD	1997-1994; W/Short Nose W.P.	42352HD
1994-1992; W/Weep Chamber	46002HD	1997-1994; W/Long Nose W.P.; W/Hardened Pulley	43321HD
1994-1992; W/O Weep Chamber	44066HD	1997-1994; W/Long Nose W.P.; W/O Hardened Pulley	43320HD
LL9000		1993; W/Short Nose W.P.	42352HD
Caterpillar 3406 Diesel		1993; W/Long Nose W.P.; W/O Hardened Pulley ...	43320HD
1997-1996; W/Dished Gear	44054HD	1993; W/Long Nose W.P.; W/Hardened Pulley	43321HD
1995-1994; W/Flat Gear	45009HD	Cummins ISB Diesel	
1995-1994; W/Dished Gear	44054HD	1998	41176HD
1995-1994 Adapter	44600HDBP	Cummins L10 Diesel	
1993-1984; W/Flat Gear	45009HD	1996-1995	43307HD
1993-1984 Adapter	44600HDBP	1996-1995 Idler Pulley	41175HD
Cummins 6-Cyl. 14.0 L Diesel		1994-1993	43307HD
1990	44052HD	1992-1991	43307HD
1990 Idler Pulley; W/V-Ribbed Belt	41174HD	1992-1991 Idler Pulley	41175HD
1990 Idler Pulley; W/Flat Idler Pulley	41173HD	Cummins M11 Diesel	
1989-1986; W/6-Ribbed Belt	44092HD	1997-1995	43307HD
1989-1986 Idler Pulley; W/V-Ribbed Belt	41174HD	Cummins N14 Diesel	
1989-1986; W/V-Belt Drive	44084HD	1998-1991	44052HD
1989-1986 Idler Pulley; W/Flat Idler Pulley	41173HD	Detroit Diesel 6-Cyl. 11.1 L Diesel	
1985; W/Big Cam IV Eng.; W/6-Ribbed Belt	44092HD	1996-1994; W/Weep Chamber	46002HD
1985 Idler Pulley; W/V-Ribbed Belt	41174HD	1996-1994; W/O Weep Chamber	44066HD
1985; W/Big Cam IV Eng.; W/V-Belt Drive	44084HD	Detroit Diesel 6-Cyl. 12.7 L Diesel	
1985 Idler Pulley; W/Flat Idler Pulley	41173HD	1996; W/Weep Chamber	46002HD
1985 Tensioner Pulley; W/Big Cam III Eng.; W/V-Ribbed Belt	41111HD	1996; W/O Weep Chamber	44066HD

Application Guide - Medium & Heavy Duty Trucks

Medium & Heavy
Duty Trucks

Application	Part No.	Application	Part No.
Ford - Continued		Ford - Continued	
LLA9000 - Continued		LN600 - Continued	
Detroit Diesel Series 60 Diesel		Ford V-8 391	
1998-1997; W/Weep Chamber	46002HD	1978-1976; W/Low Mount Fan	44006
1998-1997; W/O Weep Chamber	44066HD	1978-1976; W/High Mount Fan	45008
1993-1992; W/Weep Chamber	46002HD	1973-1970; W/H.D. Eng.	44005
1993-1992; W/O Weep Chamber	44066HD	Ford V-8 429	
		1979	44019
LLS9000		LN700	
Caterpillar 3406 Diesel		Detroit Diesel V-8 8.2 L Diesel	
1997-1996; W/Dished Gear	44054HD	1987-1981; W/Heater Outlet	46001HD
1995-1994; W/Flat Gear	45009HD	Ford V-8 6.1 L; Ford V-8 7.0 L	
1995-1994; W/Dished Gear	44054HD	1986-1980	44019
1995-1994 Adapter	44600HDBP	Ford V-8 330	
1993-1991; W/Flat Gear	45009HD	1978; W/High Mount Fan	45008
1993-1991 Adapter	44600HDBP	1974-1970; W/M.D. Eng.	44004
Cummins B Series 5.9 L Diesel		Ford V-8 361	
1997-1994	41181	1978-1976; W/Low Mount Fan	44006
Cummins C Series 8.3 L Diesel		1978-1976; W/High Mount Fan	45008
1997-1993; W/Short Nose W.P.	42352HD	1975; VIN 80000 & Before	44012
1997-1993; W/Long Nose W.P.; W/Hardened		1975; VIN 80001 & After; W/Low Mount Fan	44006
Pulley	43321HD	1975; VIN 80001 & After; W/High Mount Fan	45008
1997-1993; W/Long Nose W.P.; W/O Hardened		Ford V-8 370	
Pulley	43320HD	1979	44019
Cummins L10 Diesel		Ford V-8 391	
1996-1995	43307HD	1978-1976; W/Low Mount Fan	44006
1996-1995 Idler Pulley	41175HD	1978-1976; W/High Mount Fan	45008
1994	43307HD	1975; VIN 80001 & After; W/Low Mount Fan	44006
1993-1991	43307HD	1975; VIN 80001 & After; W/High Mount Fan	45008
1993-1991 Idler Pulley	41175HD	Ford V-8 429	
Cummins M11 Diesel		1979	44019
1996-1995	43307HD	LN750	
Cummins N14 Diesel		Ford V-8 330	
1997-1991	44052HD	1974-1973; W/M.D. Eng.	44004
Detroit Diesel 6-Cyl. 11.1 L		1972-1970; W/H.D. Eng.	44005
Diesel		1972-1970; W/M.D. Eng.	44004
1996-1994; W/Weep Chamber	46002HD	Ford V-8 361	
1996-1994; W/O Weep Chamber	44066HD	1977-1976; W/Low Mount Fan	44006
Detroit Diesel 6-Cyl. 12.7 L		1977-1976; W/High Mount Fan	45008
Diesel		1975; VIN 80000 & Before	44012
1996; W/Weep Chamber	46002HD	1975; VIN 80001 & After; W/Low Mount Fan	44006
1996; W/O Weep Chamber	44066HD	1975; VIN 80001 & After; W/High Mount Fan	45008
		1974	44012
LN500		1972-1970; W/H.D. Eng.	44005
Ford V-8 330		Ford V-8 391	
1971-1970; W/H.D. Eng.	44005	1977-1976; W/Low Mount Fan	44006
1971-1970; W/M.D. Eng.	44004	1977-1976; W/High Mount Fan	45008
		1975; VIN 80001 & After; W/Low Mount Fan	44006
LN600		1975; VIN 80001 & After; W/High Mount Fan	45008
Detroit Diesel V-8 8.2 L Diesel		1974	44012
1985-1981; W/Heater Outlet	46001HD	1972-1970; W/H.D. Eng.	44005
Ford V-8 6.1 L		Ford V-8 391	
1985-1980	44019	1977-1976; W/Low Mount Fan	44006
Ford V-8 330		1977-1976; W/High Mount Fan	45008
1978; W/High Mount Fan	45008	1975; VIN 80001 & After; W/Low Mount Fan	44006
1974-1970; W/H.D. Eng.	44005	1975; VIN 80001 & After; W/High Mount Fan	45008
1974-1970; W/M.D. Eng.	44004	1972-1970; W/H.D. Eng.	44005
Ford V-8 361		LN800	
1978-1976; W/Low Mount Fan	44006	Ford V-8 6.1 L; Ford V-8 7.0 L	
1978-1976; W/High Mount Fan	45008	1984-1980	44019
1975; VIN 80000 & Before	44012	Ford V-8 330	
1975; VIN 80001 & After; W/Low Mount Fan	44006	1978; W/High Mount Fan	45008
1975; VIN 80001 & After; W/High Mount Fan	45008	1974-1970; W/M.D. Eng.	44004
1974	44012	Ford V-8 361	
1973-1970; W/H.D. Eng.	44005	1978-1976; W/Low Mount Fan	44006
Ford V-8 370		1978-1976; W/High Mount Fan	45008
1979	44019	1975; VIN 80000 & Before	44012
		1975; VIN 80001 & After; W/Low Mount Fan	44006
		1975; VIN 80001 & After; W/High Mount Fan	45008
		1974	44012
		1973; W/H.D. Eng.	44005

Application Guide - Medium & Heavy Duty Trucks

Application	Part No.	Application	Part No.
Ford - Continued		Ford - Continued	
LN800 - Continued		LN9000 - Continued	
Ford V-8 370 1979	44019	Caterpillar 3406 Diesel - Continued	
Ford V-8 391 1978-1976; W/Low Mount Fan	44006	1993-1975; W/Flat Gear	45009HD
1978-1976; W/High Mount Fan	45008	1993-1975 Adapter	44600HDBP
1975; VIN 80001 & After; W/Low Mount Fan	44006	Cummins 6-Cyl. 14.0 L Diesel	
1975; VIN 80001 & After; W/High Mount Fan	45008	1990	44052HD
1973; W/H.D. Eng.	44005	1990 Idler Pulley; W/V-Ribbed Belt	41174HD
Ford V-8 429 1979	44019	1990 Idler Pulley; W/Flat Idler Pulley	41173HD
LN6000		1989-1986; W/6-Ribbed Belt	44092HD
Caterpillar 3208 Diesel		1989-1986 Idler Pulley; W/V-Ribbed Belt	41174HD
1975; W/Non-Threaded Pulley	43233HD	1989-1986; W/V-Belt Drive	44084HD
1975; W/Threaded Pulley	43059HD	1989-1986 Idler Pulley; W/Flat Idler Pulley	41173HD
1975; W/O Pulley	42351HD	1985; W/Big Cam IV Eng.; W/6-Ribbed Belt	44092HD
LN7000		1985 Idler Pulley; W/V-Ribbed Belt	41174HD
Caterpillar 3208 Diesel		1985; W/Big Cam IV Eng.; W/V-Belt Drive	44084HD
1987-1975; W/Non-Threaded Pulley	43233HD	1985 Idler Pulley; W/Flat Idler Pulley	41173HD
1987-1975; W/Threaded Pulley	43059HD	1985 Tensioner Pulley; W/Big Cam III Eng.; W/V-Ribbed Belt	41111HD
1987-1975; W/O Pulley	42351HD	1984	44055HD
Caterpillar 3406 Diesel		1983; W/Big Cam I & II Eng.	44086HD
1995; W/Flat Gear	45009HD	1983; W/Big Cam III Eng.	44055HD
1995; W/Dished Gear	44054HD	1982	44086HD
1995 Adapter	44600HDBP	1981-1980	44086HD
Cummins B Series 5.9 L Diesel		1981-1980 Tensioner Pulley; W/V-Ribbed Belt	41111HD
1997-1993	41181	1979-1975; W/Full Flow Cool.	44064HD
Cummins C Series 8.3 L Diesel		1979-1975 Idler Pulley; W/2-Groove Pulley	41129HD
1997-1993; W/Short Nose W.P.	42352HD	1974; W/Full Flow Cool.	44064HD
1997-1993; W/Long Nose W.P.; W/Hardened Pulley	43321HD	1973-1971; W/Full Flow Cool.	44064HD
1997-1993; W/Long Nose W.P.; W/O Hardened Pulley	43320HD	1973-1971 Idler Pulley; W/2-Groove Pulley	41129HD
LN8000		Cummins B Series 5.9 L Diesel	
Caterpillar 3208 Diesel		1997-1994	41181
1989-1971; W/Non-Threaded Pulley	43233HD	Cummins C Series 8.3 L Diesel	
1989-1971; W/Threaded Pulley	43059HD	1997-1993; W/Short Nose W.P.	42352HD
1989-1971; W/O Pulley	42351HD	1997-1993; W/Long Nose W.P.; W/Hardened Pulley	43321HD
Caterpillar 3406 Diesel		1997-1993; W/Long Nose W.P.; W/O Hardened Pulley	43320HD
1991; W/Flat Gear	45009HD	Cummins L10 Diesel	
1991 Adapter	44600HDBP	1997-1991	43307HD
Cummins B Series 5.9 L Diesel		1997-1991 Idler Pulley	41175HD
1997-1993	41181	1990-1984	44094HD
Cummins C Series 8.3 L Diesel		Cummins M11 Diesel	
1997-1993; W/Short Nose W.P.	42352HD	1996-1995	43307HD
1997-1993; W/Long Nose W.P.; W/Hardened Pulley	43321HD	Cummins N14 Diesel	
1997-1993; W/Long Nose W.P.; W/O Hardened Pulley	43320HD	1997-1991	44052HD
Cummins L10 Diesel		Detroit Diesel 6-71 Diesel	
1992	43307HD	1986-1970; W/Turbo; W/Standard Rotation	42321HD
1992 Idler Pulley	41175HD	1986-1970; W/Turbo; W/Reverse Rotation	42322HD
Detroit Diesel 6V-53 Diesel		1986-1970; W/O Turbo; W/Standard Rotation	42102HD
1972-1970; W/Clockwise Eng. Rotation	43310HD	1986-1970; W/O Turbo; W/Reverse Rotation	42344HD
1972-1970; W/Counterclockwise Eng. Rotation	43309HD	LNT800	
Ford 6-Cyl. 7.8 L Diesel		Ford V-8 6.1 L; Ford V-8 7.0 L	
1991; W/Low Mount Fan	43125HD	1984-1980	44019
1991; W/High Mount Fan	43021HD	Ford V-8 330	
LN9000		1978; W/High Mount Fan	45008
Caterpillar 3406 Diesel		1974-1970; W/M.D. Eng.	44004
1997-1996; W/Dished Gear	44054HD	Ford V-8 361	
1995-1994; W/Flat Gear	45009HD	1978; W/High Mount Fan	45008
1995-1994; W/Dished Gear	44054HD	1976; W/Low Mount Fan	44006
1995-1994 Adapter	44600HDBP	1976; W/High Mount Fan	45008
		1975; VIN 80000 & Before	44012
		1975; VIN 80001 & After; W/Low Mount Fan	44006
		1975; VIN 80001 & After; W/High Mount Fan	45008
		1974	44012
		1973; W/H.D. Eng.	44005

Medium & Heavy
Duty Trucks

Application Guide - Medium & Heavy Duty Trucks

Medium & Heavy Duty Trucks

Application	Part No.	Application	Part No.
Ford - Continued		Ford - Continued	
LNT800 - Continued		LNT9000 - Continued	
Ford V-8 370 1979	44019	Cummins B Series 5.9 L Diesel 1997-1993	41181
Ford V-8 391 1978; W/High Mount Fan	45008	Cummins C Series 8.3 L Diesel 1997-1993; W/Short Nose W.P.	42352HD
1977-1976; W/Low Mount Fan	44006	1997-1993; W/Long Nose W.P.; W/Hardened Pulley	43321HD
1977-1976; W/High Mount Fan	45008	1997-1993; W/Long Nose W.P.; W/O Hardened Pulley	43320HD
1975; VIN 80001 & After; W/Low Mount Fan	44006	Cummins L10 Diesel 1997-1991	43307HD
1975; VIN 80001 & After; W/High Mount Fan	45008	1997-1991 Idler Pulley	41175HD
1973; W/H.D. Eng.	44005	1990-1984	44094HD
Ford V-8 429 1979	44019	Cummins M11 Diesel 1996-1995	43307HD
LNT8000		Cummins N14 Diesel 1997-1991	44052HD
Caterpillar 3208 Diesel 1989-1971; W/Non-Threaded Pulley	43233HD	Detroit Diesel 6-71 Diesel 1986-1970; W/Turbo; W/Standard Rotation	42321HD
1989-1971; W/Threaded Pulley	43059HD	1986-1970; W/Turbo; W/Reverse Rotation	42322HD
1989-1971; W/O Pulley	42351HD	1986-1970; W/O Turbo; W/Standard Rotation	42102HD
Caterpillar 3406 Diesel 1991; W/Flat Gear	45009HD	1986-1970; W/O Turbo; W/Reverse Rotation	42344HD
1991 Adapter	44600HDBP	LS8000	
Cummins B Series 5.9 L Diesel 1997-1993	41181	Caterpillar 3208 Diesel 1989-1984; W/Non-Threaded Pulley	43233HD
Cummins C Series 8.3 L Diesel 1997-1993; W/Short Nose W.P.	42352HD	1989-1984; W/Threaded Pulley	43059HD
1997-1993; W/Long Nose W.P.; W/Hardened Pulley	43321HD	1989-1984; W/O Pulley	42351HD
1997-1993; W/Long Nose W.P.; W/O Hardened Pulley	43320HD	Caterpillar 3406 Diesel 1997-1996; W/Dished Gear	44054HD
Cummins L10 Diesel 1991	43307HD	1995-1994; W/Flat Gear	45009HD
1991 Idler Pulley	41175HD	1995-1994; W/Dished Gear	44054HD
Detroit Diesel 6V-53 Diesel 1972-1970; W/Clockwise Eng. Rotation	43310HD	1995-1994 Adapter	44600HDBP
1972-1970; W/Counterclockwise Eng. Rotation	43309HD	1993-1991; W/Flat Gear	45009HD
LNT9000		1993-1991 Adapter	44600HDBP
Caterpillar 3406 Diesel 1997-1996; W/Dished Gear	44054HD	Cummins B Series 5.9 L Diesel 1997-1994	41181
1995-1994; W/Flat Gear	45009HD	Cummins C Series 8.3 L Diesel 1997-1993; W/Short Nose W.P.	42352HD
1995-1994; W/Dished Gear	44054HD	1997-1993; W/Long Nose W.P.; W/Hardened Pulley	43321HD
1995-1994 Adapter	44600HDBP	1997-1993; W/Long Nose W.P.; W/O Hardened Pulley	43320HD
1993-1975; W/Flat Gear	45009HD	Cummins ISB Diesel 1998	41176HD
1993-1975 Adapter	44600HDBP	Cummins L10 Diesel 1992-1991	43307HD
Cummins 6-Cyl. 14.0 L Diesel 1990	44052HD	1992-1991 Idler Pulley	41175HD
1990 Idler Pulley; W/V-Ribbed Belt	41174HD	Cummins M11 Diesel 1997-1996	43307HD
1990 Idler Pulley; W/Flat Idler Pulley	41173HD	Cummins N14 Diesel 1998-1993	44052HD
1989-1986; W/6-Ribbed Belt	44092HD	Detroit Diesel Series 60 Diesel 1998-1996; W/Weep Chamber	46002HD
1989-1986 Idler Pulley; W/V-Ribbed Belt	41174HD	1998-1996; W/O Weep Chamber	44066HD
1989-1986; W/V-Belt Drive	44084HD	LS9000	
1989-1986 Idler Pulley; W/Flat Idler Pulley	41173HD	Caterpillar 3406 Diesel 1997-1996; W/Dished Gear	44054HD
1985; W/Big Cam IV Eng.; W/6-Ribbed Belt	44092HD	1995-1994; W/Flat Gear	45009HD
1985 Idler Pulley; W/V-Ribbed Belt	41174HD	1995-1994; W/Dished Gear	44054HD
1985; W/Big Cam IV Eng.; W/V-Belt Drive	44084HD	1995-1994 Adapter	44600HDBP
1985 Idler Pulley; W/Flat Idler Pulley	41173HD	1993-1990; W/Flat Gear	45009HD
1985 Tensioner Pulley; W/Big Cam III Eng.; W/V-Ribbed Belt	41111HD	1993-1990 Adapter	44600HDBP
1984	44055HD	Cummins 6-Cyl. 14.0 L Diesel 1990	44052HD
1983; W/Big Cam I & II Eng.	44086HD	1990 Idler Pulley; W/V-Ribbed Belt	41174HD
1983; W/Big Cam III Eng.	44055HD	1990 Idler Pulley; W/Flat Idler Pulley	41173HD
1982	44086HD		
1981-1980	44086HD		
1981-1980 Tensioner Pulley; W/V-Ribbed Belt	41111HD		
1979-1971; W/Full Flow Cool.	44064HD		
1979-1971 Idler Pulley; W/2-Groove Pulley	41129HD		

Application Guide - Medium & Heavy Duty Trucks

Application	Part No.	Application	Part No.
Ford - Continued		Ford - Continued	
LS9000 - Continued		LT800 - Continued	
Cummins 6-Cyl. 14.0 L Diesel - Continued		Ford V-8 391 - Continued	
1989-1986; W/6-Ribbed Belt	44092HD	1973; W/H.D. Eng.	44005
1989-1986 Idler Pulley; W/V-Ribbed Belt	41174HD	Ford V-8 429	
1989-1986; W/V-Belt Drive	44084HD	1979	44019
1989-1986 Idler Pulley; W/Flat Idler Pulley	41173HD	LT8000	
1985; W/Big Cam IV Eng.; W/6-Ribbed Belt	44092HD	Caterpillar 3208 Diesel	
1985 Idler Pulley; W/V-Ribbed Belt	41174HD	1988-1971; W/Non-Threaded Pulley	43233HD
1985; W/Big Cam IV Eng.; W/V-Belt Drive	44084HD	1988-1971; W/Threaded Pulley	43059HD
1985 Idler Pulley; W/Flat Idler Pulley	41173HD	1988-1971; W/O Pulley	42351HD
1985 Tensioner Pulley; W/Big Cam III Eng.; W/V-Ribbed Belt	41111HD	Caterpillar 3406 Diesel	
1984	44055HD	1995-1994; W/Flat Gear	45009HD
1974-1973; W/Full Flow Cool.	44064HD	1995-1994; W/Dished Gear	44054HD
1974-1973 Idler Pulley; W/2-Groove Pulley	41129HD	1995-1994 Adapter	44600HDBP
Cummins B Series 5.9 L Diesel		Cummins B Series 5.9 L Diesel	
1997-1995	41181	1997-1993	41181
Cummins C Series 8.3 L Diesel		Cummins C Series 8.3 L Diesel	
1997-1993; W/Short Nose W.P.	42352HD	1997-1993; W/Short Nose W.P.	42352HD
1997-1993; W/Long Nose W.P.; W/Hardened Pulley	43321HD	1997-1993; W/Long Nose W.P.; W/Hardened Pulley	43321HD
1997-1993; W/Long Nose W.P.; W/O Hardened Pulley	43320HD	1997-1993; W/Long Nose W.P.; W/O Hardened Pulley	43320HD
Cummins L10 Diesel		Cummins L10 Diesel	
1997-1991	43307HD	1991	43307HD
1997-1991 Idler Pulley	41175HD	1991 Idler Pulley	41175HD
1990	44094HD	Cummins N14 Diesel	
Cummins M11 Diesel		1997-1993	44052HD
1997-1995	43307HD	Detroit Diesel 6V-53 Diesel	
Cummins N14 Diesel		1972-1970; W/Clockwise Eng. Rotation	43310HD
1997-1991	44052HD	1972-1970; W/Counterclockwise Eng. Rotation	43309HD
Detroit Diesel 6-Cyl. 11.1 L Diesel		LT9000	
1997-1994; W/Weep Chamber	46002HD	Caterpillar 3406 Diesel	
1997-1994; W/O Weep Chamber	44066HD	1997-1996; W/Dished Gear	44054HD
Detroit Diesel 6-Cyl. 12.7 L Diesel		1995-1994; W/Flat Gear	45009HD
1996; W/Weep Chamber	46002HD	1995-1994; W/Dished Gear	44054HD
1996; W/O Weep Chamber	44066HD	1995-1994 Adapter	44600HDBP
Detroit Diesel Series 60 Diesel		1993-1975; W/Flat Gear	45009HD
1993-1991; W/Weep Chamber	46002HD	1993-1975 Adapter	44600HDBP
1993-1991; W/O Weep Chamber	44066HD	Cummins 6-Cyl. 14.0 L Diesel	
LT800		1990	44052HD
Ford V-8 6.1 L; Ford V-8 7.0 L		1990 Idler Pulley; W/V-Ribbed Belt	41174HD
1984-1980	44019	1990 Idler Pulley; W/Flat Idler Pulley	41173HD
Ford V-8 330		1989-1986; W/6-Ribbed Belt	44092HD
1978; W/High Mount Fan	45008	1989-1986 Idler Pulley; W/V-Ribbed Belt	41174HD
1974-1970; W/M.D. Eng.	44004	1989-1986; W/V-Belt Drive	44084HD
Ford V-8 361		1989-1986 Idler Pulley; W/Flat Idler Pulley	41173HD
1978; W/Low Mount Fan	44006	1985; W/Big Cam IV Eng.; W/6-Ribbed Belt	44092HD
1978; W/High Mount Fan	45008	1985 Idler Pulley; W/V-Ribbed Belt	41174HD
1976; W/Low Mount Fan	44006	1985; W/Big Cam IV Eng.; W/V-Belt Drive	44084HD
1976; W/High Mount Fan	45008	1985 Idler Pulley; W/Flat Idler Pulley	41173HD
1975; VIN 80000 & Before	44012	1985 Tensioner Pulley; W/Big Cam III Eng.; W/V-Ribbed Belt	41111HD
1975; VIN 80001 & After; W/Low Mount Fan	44006	1984	44055HD
1975; VIN 80001 & After; W/High Mount Fan	45008	1983; W/Big Cam I & II Eng.	44086HD
1974	44012	1983; W/Big Cam III Eng.	44055HD
1973; W/H.D. Eng.	44005	1982	44086HD
Ford V-8 370		1981-1980	44086HD
1979	44019	1981-1980 Tensioner Pulley; W/V-Ribbed Belt	41111HD
Ford V-8 391		1979-1971; W/Full Flow Cool.	44064HD
1978-1976; W/Low Mount Fan	44006	1979-1971 Idler Pulley; W/2-Groove Pulley	41129HD
1978-1976; W/High Mount Fan	45008	Cummins B Series 5.9 L Diesel	
1975; VIN 80001 & After; W/Low Mount Fan	44006	1997-1995	41181
1975; VIN 80001 & After; W/High Mount Fan	45008	Cummins C Series 8.3 L Diesel	
		1997-1993; W/Short Nose W.P.	42352HD
		1997-1993; W/Long Nose W.P.; W/Hardened Pulley	43321HD

Medium & Heavy Duty Trucks

Application Guide - Medium & Heavy Duty Trucks

Medium & Heavy Duty Trucks

Application	Part No.	Application	Part No.
Ford - Continued		Ford - Continued	
LT9000 - Continued		LTL9000 - Continued	
Cummins C Series 8.3 L Diesel - Continued		Caterpillar 3406 Diesel - Continued	
1997-1993; W/Long Nose W.P.; W/O Hardened Pulley	43320HD	1993-1982; W/Flat Gear	45009HD
Cummins L10 Diesel		1993-1982 Adapter	44600HDBP
1997-1991	43307HD	Cummins 6-Cyl. 14.0 L Diesel	
1997-1991 Idler Pulley	41175HD	1990	44052HD
1990-1984	44094HD	1990 Idler Pulley; W/V-Ribbed Belt	41174HD
Cummins M11 Diesel		1990 Idler Pulley; W/Flat Idler Pulley	41173HD
1996-1995	43307HD	1989-1986; W/6-Ribbed Belt	44092HD
Cummins N14 Diesel		1989-1986 Idler Pulley; W/V-Ribbed Belt	41174HD
1998-1991	44052HD	1989-1986; W/V-Belt Drive	44084HD
Detroit Diesel 6-71 Diesel		1989-1986 Idler Pulley; W/Flat Idler Pulley	41173HD
1986-1970; W/Turbo; W/Standard Rotation	42321HD	1985; W/Big Cam IV Eng.; W/6-Ribbed Belt	44092HD
1986-1970; W/Turbo; W/Reverse Rotation	42322HD	1985 Idler Pulley; W/V-Ribbed Belt	41174HD
1986-1970; W/O Turbo; W/Standard Rotation	42102HD	1985; W/Big Cam IV Eng.; W/V-Belt Drive	44084HD
1986-1970; W/O Turbo; W/Reverse Rotation	42344HD	1985 Idler Pulley; W/Flat Idler Pulley	41173HD
Detroit Diesel 6-Cyl. 11.1 L Diesel; Detroit Diesel 6-Cyl. 12.7 L Diesel		1985 Tensioner Pulley; W/Big Cam III Eng.; W/V-Ribbed Belt	41111HD
1998-1995; W/Weep Chamber	46002HD	1984	44055HD
1998-1995; W/O Weep Chamber	44066HD	1983; W/Big Cam I & II Eng.	44086HD
Detroit Diesel Series 60 Diesel		1983; W/Big Cam III Eng.	44055HD
1994-1992; W/Weep Chamber	46002HD	1982	44086HD
1994-1992; W/O Weep Chamber	44066HD	1979-1976; W/Full Flow Cool.	44064HD
LTA9000		1979-1976 Idler Pulley; W/2-Groove Pulley	41129HD
Caterpillar 3406 Diesel		1974-1971; W/Full Flow Cool.	44064HD
1998-1996; W/Dished Gear	44054HD	1974-1971 Idler Pulley; W/2-Groove Pulley	41129HD
1995-1994; W/Flat Gear	45009HD	Cummins B Series 5.9 L Diesel	
1995-1994; W/Dished Gear	44054HD	1997-1995	41181
1995-1994 Adapter	44600HDBP	Cummins C Series 8.3 L Diesel	
1993-1989; W/Flat Gear	45009HD	1997-1993; W/Short Nose W.P.	42352HD
1993-1989 Adapter	44600HDBP	1997-1993; W/Long Nose W.P.; W/Hardened Pulley	43321HD
Cummins 6-Cyl. 14.0 L Diesel		1997-1993; W/Long Nose W.P.; W/O Hardened Pulley	43320HD
1990	44052HD	Cummins L10 Diesel	
1990 Idler Pulley; W/V-Ribbed Belt	41174HD	1997-1991	43307HD
1990 Idler Pulley; W/Flat Idler Pulley	41173HD	1997-1991 Idler Pulley	41175HD
Cummins B Series 5.9 L Diesel		1990-1986	44094HD
1997-1995	41181	Cummins M11 Diesel	
Cummins C Series 8.3 L Diesel		1996-1995	43307HD
1997-1993; W/Short Nose W.P.	42352HD	Cummins N14 Diesel	
1997-1993; W/Long Nose W.P.; W/Hardened Pulley	43321HD	1997-1991	44052HD
1997-1993; W/Long Nose W.P.; W/O Hardened Pulley	43320HD	Detroit Diesel Series 60 Diesel	
Cummins L10 Diesel		1994-1992; W/Weep Chamber	46002HD
1997-1991	43307HD	1994-1992; W/O Weep Chamber	44066HD
1997-1991 Idler Pulley	41175HD	LTLA9000	
1990-1988	44094HD	Caterpillar 3406 Diesel	
Cummins M11 Diesel		1998-1996; W/Dished Gear	44054HD
1997-1995	43307HD	1995-1994; W/Flat Gear	45009HD
Cummins N14 Diesel		1995-1994; W/Dished Gear	44054HD
1998-1991	44052HD	1995-1994 Adapter	44600HDBP
Detroit Diesel 6-Cyl. 11.1 L Diesel; Detroit Diesel 6-Cyl. 12.7 L Diesel		1993-1991; W/Flat Gear	45009HD
1997-1991; W/Weep Chamber	46002HD	1993-1991 Adapter	44600HDBP
1997-1991; W/O Weep Chamber	44066HD	Cummins B Series 5.9 L Diesel	
LTL9000		1997-1995	41181
Caterpillar 3406 Diesel		Cummins C Series 8.3 L Diesel	
1997-1996; W/Dished Gear	44054HD	1997-1993; W/Short Nose W.P.	42352HD
1995-1994; W/Flat Gear	45009HD	1997-1993; W/Long Nose W.P.; W/Hardened Pulley	43321HD
1995-1994; W/Dished Gear	44054HD	1997-1993; W/Long Nose W.P.; W/O Hardened Pulley	43320HD
1995-1994 Adapter	44600HDBP	Cummins ISB Diesel	
Cummins 6-Cyl. 14.0 L Diesel		1998	41176HD
1990	44052HD	Cummins L10 Diesel	
1990 Idler Pulley; W/V-Ribbed Belt	41174HD	1996-1995	43307HD
1990 Idler Pulley; W/Flat Idler Pulley	41173HD	1996-1995 Idler Pulley	41175HD

Application Guide - Medium & Heavy Duty Trucks

Application	Part No.	Application	Part No.
Ford - Continued		Ford - Continued	
LTLA9000 - Continued		LTS800 - Continued	
Cummins L10 Diesel - Continued		Ford V-8 361 - Continued	
1994-1993	43307HD	1974	44012
1992-1991	43307HD	1973; W/H.D. Eng.	44005
1992-1991 Idler Pulley	41175HD	Ford V-8 370	
Cummins M11 Diesel		1979	44019
1997-1995	43307HD	Ford V-8 391	
Cummins N14 Diesel		1978; W/Low Mount Fan	44006
1998-1991	44052HD	1978; W/High Mount Fan	45008
Detroit Diesel 6-Cyl. 11.1 L Diesel; Detroit Diesel 6-Cyl. 12.7 L Diesel		1976; W/High Mount Fan	45008
1998-1995; W/Weep Chamber	46002HD	1975; VIN 80001 & After; W/Low Mount Fan	44006
1998-1995; W/O Weep Chamber	44066HD	1975; VIN 80001 & After; W/High Mount Fan	45008
Detroit Diesel Series 60 Diesel		1973; W/H.D. Eng.	44005
1994-1992; W/Weep Chamber	46002HD	Ford V-8 429	
1994-1992; W/O Weep Chamber	44066HD	1979	44019
LTLS9000		LTS8000	
Caterpillar 3406 Diesel		Caterpillar 3208 Diesel	
1998-1996; W/Dished Gear	44054HD	1989-1971; W/Non-Threaded Pulley	43233HD
1995-1994; W/Flat Gear	45009HD	1989-1971; W/Threaded Pulley	43059HD
1995-1994; W/Dished Gear	44054HD	1989-1971; W/O Pulley	42351HD
1995-1994 Adapter	44600HDBP	Caterpillar 3406 Diesel	
1993-1991; W/Flat Gear	45009HD	1997-1996; W/Dished Gear	44054HD
1993-1991 Adapter	44600HDBP	1995-1994; W/Flat Gear	45009HD
Cummins B Series 5.9 L Diesel		1995-1994; W/Dished Gear	44054HD
1997-1995	41181	1995-1994 Adapter	44600HDBP
Cummins C Series 8.3 L Diesel		Cummins B Series 5.9 L Diesel	
1997-1993; W/Short Nose W.P.	42352HD	1997-1993	41181
1997-1993; W/Long Nose W.P.; W/Hardened Pulley	43321HD	Cummins C Series 8.3 L Diesel	
1997-1993; W/Long Nose W.P.; W/O Hardened Pulley	43320HD	1997-1993; W/Short Nose W.P.	42352HD
Cummins ISB Diesel		1997-1993; W/Long Nose W.P.; W/Hardened Pulley	43321HD
1998	41176HD	1997-1993; W/Long Nose W.P.; W/O Hardened Pulley	43320HD
Cummins L10 Diesel		Cummins N14 Diesel	
1996-1995	43307HD	1997-1993	44052HD
1996-1995 Idler Pulley	41175HD	Detroit Diesel 6V-53 Diesel	
1994-1993	43307HD	1972-1970; W/Clockwise Eng. Rotation	43310HD
1992-1991	43307HD	1972-1970; W/Counterclockwise Eng. Rotation	43309HD
1992-1991 Idler Pulley	41175HD	LTS9000	
Cummins M11 Diesel		Caterpillar 3406 Diesel	
1997-1995	43307HD	1997-1996; W/Dished Gear	44054HD
Cummins N14 Diesel		1995-1994; W/Flat Gear	45009HD
1998-1992	44052HD	1995-1994; W/Dished Gear	44054HD
Detroit Diesel 6-Cyl. 11.1 L Diesel; Detroit Diesel 6-Cyl. 12.7 L Diesel		1995-1994 Adapter	44600HDBP
1996-1995; W/Weep Chamber	46002HD	1993-1975; W/Flat Gear	45009HD
1996-1995; W/O Weep Chamber	44066HD	1993-1975 Adapter	44600HDBP
Detroit Diesel Series 60 Diesel		Cummins 6-Cyl. 14.0 L Diesel	
1998-1997; W/Weep Chamber	46002HD	1990	44052HD
1998-1997; W/O Weep Chamber	44066HD	1990 Idler Pulley; W/V-Ribbed Belt	41174HD
1994-1992; W/Weep Chamber	46002HD	1990 Idler Pulley; W/Flat Idler Pulley	41173HD
1994-1992; W/O Weep Chamber	44066HD	1989-1986; W/6-Ribbed Belt	44092HD
LTS800		1989-1986 Idler Pulley; W/V-Ribbed Belt	41174HD
Ford V-8 7.0 L		1989-1986; W/V-Belt Drive	44084HD
1982-1980	44019	1989-1986 Idler Pulley; W/Flat Idler Pulley	41173HD
Ford V-8 330		1985; W/Big Cam IV Eng.; W/6-Ribbed Belt	44092HD
1974-1970; W/M.D. Eng.	44004	1985 Idler Pulley; W/V-Ribbed Belt	41174HD
Ford V-8 361		1985; W/Big Cam IV Eng.; W/V-Belt Drive	44084HD
1978; W/Low Mount Fan	44006	1985 Idler Pulley; W/V-Ribbed Belt	41173HD
1978; W/High Mount Fan	45008	1985 Tensioner Pulley; W/Big Cam III Eng.; W/V-Ribbed Belt	41111HD
1975; VIN 80000 & Before	44012	1984	44055HD
1975; VIN 80001 & After; W/Low Mount Fan	44006	1983; W/Big Cam I & II Eng.	44086HD
1975; VIN 80001 & After; W/High Mount Fan	45008	1983; W/Big Cam III Eng.	44055HD
		1982	44086HD
		1981-1980	44086HD
		1981-1980 Tensioner Pulley; W/V-Ribbed Belt	41111HD

Medium & Heavy Duty Trucks

Application Guide - Medium & Heavy Duty Trucks

Medium & Heavy
Duty Trucks

Application	Part No.	Application	Part No.
Ford - Continued		Ford - Continued	
LTS9000 - Continued		W Series	
Cummins 6-Cyl. 14.0 L Diesel - Continued		Detroit Diesel 6-71 Diesel	
1979-1971; W/Full Flow Cool.	44064HD	1970-1968; W/Standard Rotation	42102HD
1979-1971 Idler Pulley; W/2-Groove Pulley	41129HD	1970-1968; W/Reverse Rotation	42344HD
Cummins B Series 5.9 L Diesel		1967; W/Turbo; W/Standard Rotation	42321HD
1997-1995	41181	1967; W/Turbo; W/Reverse Rotation	42322HD
Cummins C Series 8.3 L Diesel		1967; W/O Turbo; W/Standard Rotation	42102HD
1997-1993; W/Short Nose W.P.	42352HD	1967; W/O Turbo; W/Reverse Rotation	42344HD
1997-1993; W/Long Nose W.P.; W/Hardened Pulley	43321HD	W9000; WT9000	
1997-1993; W/Long Nose W.P.; W/O Hardened Pulley	43320HD	Caterpillar 3406 Diesel	
Cummins L10 Diesel		1976; W/Flat Gear	45009HD
1997-1991	43307HD	1976 Adapter	44600HDBP
1997-1991 Idler Pulley	41175HD	Cummins 6-Cyl. 14.0 L Diesel	
1990-1984	44094HD	1977-1971; W/Full Flow Cool.	44064HD
Cummins M11 Diesel		1977-1971 Idler Pulley; W/2-Groove Pulley	41129HD
1996-1995	43307HD	Detroit Diesel 6-71 Diesel	
Cummins N14 Diesel		1977-1971; W/Turbo; W/Standard Rotation	42321HD
1997-1991	44052HD	1977-1971; W/Turbo; W/Reverse Rotation	42322HD
Detroit Diesel 6-71 Diesel		1977-1971; W/O Turbo; W/Standard Rotation	42102HD
1986-1970; W/Turbo; W/Standard Rotation	42321HD	1977-1971; W/O Turbo; W/Reverse Rotation	42344HD
1986-1970; W/Turbo; W/Reverse Rotation	42322HD	Freightliner	
1986-1970; W/O Turbo; W/Standard Rotation	42102HD	114SD	
1986-1970; W/O Turbo; W/Reverse Rotation	42344HD	Detroit Diesel DD13 Diesel	
Detroit Diesel 6-Cyl. 11.1 L Diesel; Detroit Diesel 6-Cyl. 12.7 L Diesel		2016-2012	44057HD
1997-1995; W/Weep Chamber	46002HD	122SD	
1997-1995; W/O Weep Chamber	44066HD	Cummins ISX15 Diesel	
Detroit Diesel Series 60 Diesel		2016-2015	45052HD
1994-1992; W/Weep Chamber	46002HD	Detroit Diesel DD13 Diesel	
1994-1992; W/O Weep Chamber	44066HD	2016-2014	44057HD
N Series		Detroit Diesel DD15 Diesel; Detroit Diesel DD16 Diesel	
Detroit Diesel 6-71 Diesel		2015-2014	44057HD
1969-1967; W/Turbo; W/Standard Rotation	42321HD	Argosy	
1969-1967; W/Turbo; W/Reverse Rotation	42322HD	Caterpillar 3406 Diesel	
1969-1967; W/O Turbo; W/Standard Rotation	42102HD	2002-1999; W/Dished Gear	44054HD
1969-1967; W/O Turbo; W/Reverse Rotation	42344HD	Caterpillar C12 Diesel	
Detroit Diesel 6V-53 Diesel		2004-2000	44060HD
1969; W/Clockwise Eng. Rotation	43310HD	Caterpillar C15 Diesel	
1969; W/Counterclockwise Eng. Rotation	43309HD	2009	44062HD
Ford V-8 330; Ford V-8 361; Ford V-8 391		2004-2001	44062HD
1969-1964; W/M.D. Eng.	44005	Cummins ISM Diesel	
P Series		2003-2000	45055HD
Ford 6-Cyl. 240		Cummins ISX Diesel	
1977-1974	42071	2000	45051HD
T Series		Cummins N14 Diesel	
Detroit Diesel 6-71 Diesel		2002-1999	44052HD
1969-1968; W/Standard Rotation	42102HD	Detroit Diesel 6-Cyl. 11.1 L Diesel	
1969-1968; W/Reverse Rotation	42344HD	2003-1999; W/Weep Chamber	46002HD
Detroit Diesel 6V-53 Diesel		2003-1999; W/O Weep Chamber	44066HD
1969; W/Clockwise Eng. Rotation	43310HD	Detroit Diesel 6-Cyl. 12.7 L Diesel	
1969; W/Counterclockwise Eng. Rotation	43309HD	2007	46003HD
Ford V-8 330		2006-1999; W/Weep Chamber	46002HD
1972-1970; W/M.D. Eng.	44004	2006-1999; W/O Weep Chamber	44066HD
1969-1964; W/M.D. Eng.	44005	Detroit Diesel 6-Cyl. 14.0 L Diesel	
Ford V-8 361; Ford V-8 391		2007; W/E.G.R.	46004HD
1969-1964; W/M.D. Eng.	44005	2007; W/O E.G.R.	46003HD
		2006-2003; W/Weep Chamber	46002HD
		2006-2003; W/O Weep Chamber	44066HD

Application Guide - Medium & Heavy Duty Trucks

Application	Part No.	Application	Part No.
Freightliner - Continued		Freightliner - Continued	
Business Class M2		Classic - Continued	
Caterpillar 3126 Diesel 2007 2004	43561HD 43554HD	Caterpillar C15 Diesel 2007-2001	44062HD
Caterpillar C7 Diesel 2007	43561HD	Caterpillar C16 Diesel 2003-2001	44051HD
Cummins ISB Diesel 2010-2007	41199HD	Cummins N14 Diesel 2002-2001	44052HD
Cummins ISC Diesel 2008-2004	42146HD	Detroit Diesel 6-Cyl. 11.1 L Diesel 2002-2001; W/Weep Chamber	46002HD
Detroit Diesel DD13 Diesel 2016-2010	44057HD	2002-2001; W/O Weep Chamber	44066HD
Mercedes-Benz MBE 900 Diesel 2011-2010; W/6-Cyl. Eng. 2007-2006; W/6-Cyl. Eng.	45050HD 45050HD	Detroit Diesel 6-Cyl. 12.7 L Diesel 2007-2001; W/Weep Chamber	46002HD
Mercedes-Benz OM906 Diesel 2006; W/6-Cyl. Eng.	45050HD	2007-2001; W/O Weep Chamber	44066HD
Cascadia		Detroit Diesel 6-Cyl. 14.0 L Diesel 2007-2003; W/Weep Chamber	46002HD
Caterpillar C15 Diesel 2008	44062HD	2007-2003; W/O Weep Chamber	44066HD
Cummins ISX Diesel 2009	45052HD	Classic XL	
Cummins ISX15 Diesel 2015	44057HD	Caterpillar C12 Diesel 2003-2001	44060HD
2013-2010	45052HD	Caterpillar C15 Diesel 2007-2001	44062HD
Detroit Diesel DD13 Diesel 2016-2009	44057HD	Caterpillar C16 Diesel 2003-2001	44051HD
Detroit Diesel DD15 Diesel 2015-2008	44057HD	Cummins N14 Diesel 2003-2001	44052HD
Detroit Diesel DD16 Diesel 2015-2014	44057HD	Detroit Diesel 6-Cyl. 11.1 L Diesel 2002-2001; W/Weep Chamber	46002HD
Century Class		2002-2001; W/O Weep Chamber	44066HD
Caterpillar 3406 Diesel 1999-1996; W/Dished Gear	44054HD	Detroit Diesel 6-Cyl. 12.7 L Diesel; Detroit Diesel 6-Cyl. 14.0 L Diesel 2007-2001; W/Weep Chamber	46002HD
Caterpillar C12 Diesel 2004-2000	44060HD	2007-2001; W/O Weep Chamber	44066HD
Caterpillar C15 Diesel 2007-2001	44062HD	Columbia	
Cummins M11 Diesel 1997-1996	43307HD	Caterpillar C12 Diesel 2004-2001	44060HD
Cummins N14 Diesel 2001-1996	44052HD	Caterpillar C15 Diesel 2009-2001	44062HD
Detroit Diesel 6-Cyl. 11.1 L Diesel 2003-1996; W/Weep Chamber	46002HD	Caterpillar C16 Diesel 2004-2001	44051HD
2003-1996; W/O Weep Chamber	44066HD	Cummins ISM Diesel 2007	45055HD
Detroit Diesel 6-Cyl. 12.7 L Diesel 2007-1996; W/Weep Chamber	46002HD	Cummins N14 Diesel 2003	44052HD
2007-1996; W/O Weep Chamber	44066HD	Detroit Diesel 6-Cyl. 11.1 L Diesel 2001-2000; W/Weep Chamber	46002HD
Detroit Diesel 6-Cyl. 14.0 L Diesel 2007-2003; W/Weep Chamber	46002HD	2001-2000; W/O Weep Chamber	44066HD
2007-2003; W/O Weep Chamber	44066HD	Detroit Diesel 6-Cyl. 12.7 L Diesel 2008-2000; W/Weep Chamber	46002HD
Detroit Diesel DD15 Diesel 2008	44057HD	2008-2000; W/O Weep Chamber	44066HD
Detroit Diesel Series 55 Diesel 1998-1996; W/Weep Chamber	46002HD	Detroit Diesel 6-Cyl. 14.0 L Diesel 2007-2002; W/Weep Chamber	46002HD
1998-1996; W/O Weep Chamber	44066HD	2007-2002; W/O Weep Chamber	44066HD
Classic		Detroit Diesel DD13 Diesel 2011-2010	44057HD
Caterpillar C12 Diesel 2004-2001	44060HD	Detroit Diesel DD15 Diesel 2011-2010	44057HD

Medium & Heavy
Duty Trucks

Application Guide - Medium & Heavy Duty Trucks

Medium & Heavy Duty Trucks

Application	Part No.	Application	Part No.
Freightliner - Continued		Freightliner - Continued	
Columbia - Continued		FL60	
Detroit Diesel DD15 Diesel - Continued		Caterpillar 3126 Diesel	
2008	44057HD	2004; W/3 3/4" Dia. Pulley	43554HD
		2002	43554HD
Condor		Caterpillar C7 Diesel	
Caterpillar C7 Diesel		2005-2004	43561HD
2005-2004	43561HD	Cummins B Series 5.9 L Diesel	
Caterpillar C12 Diesel		1997-1991	41181
2004-2001	44060HD	Cummins C Series 8.3 L Diesel	
Cummins ISC Diesel		1996-1994; W/Short Nose W.P.	42352HD
2006-2001	42146HD	1996-1994; W/Long Nose W.P.; W/Hardened Pulley	43321HD
Cummins ISL Diesel		1996-1994; W/Long Nose W.P.; W/O Hardened Pulley	43320HD
2007-2001	42146HD	Cummins ISB Diesel	
Coronado		2003-1999	41176HD
Caterpillar C15 Diesel		1998	41181
2009-2001	44062HD	Cummins ISC Diesel	
Caterpillar C16 Diesel		2004-2001	42146HD
2003-2002	44051HD	1999-1998	42146HD
Cummins ISX15 Diesel		FL70	
2016	45052HD	Caterpillar 3126 Diesel	
2014-2011	45052HD	2004; W/3 3/4" Dia. Pulley	43554HD
Detroit Diesel 6-Cyl. 12.7 L Diesel		2003-1998	43554HD
2009-2002; W/Weep Chamber	46002HD	Caterpillar C7 Diesel	
2009-2002; W/O Weep Chamber	44066HD	2005-2004	43561HD
Detroit Diesel 6-Cyl. 14.0 L Diesel		Cummins B Series 5.9 L Diesel	
2007-2003; W/Weep Chamber	46002HD	1997-1991	41181
2007-2003; W/O Weep Chamber	44066HD	Cummins C Series 8.3 L Diesel	
Detroit Diesel DD13 Diesel		1996-1994; W/Short Nose W.P.	42352HD
2016-2010	44057HD	1996-1994; W/Long Nose W.P.; W/Hardened Pulley	43321HD
Detroit Diesel DD15 Diesel		1996-1994; W/Long Nose W.P.; W/O Hardened Pulley	43320HD
2015-2010	44057HD	Cummins ISB Diesel	
Detroit Diesel DD16 Diesel		2003-1999	41176HD
2015-2014	44057HD	1998	41181
FC70		Cummins ISC Diesel	
Cummins ISB Diesel		2005-2002	42146HD
2004-1999	41176HD	2000-1998	42146HD
FC80		Mercedes-Benz MBE 900 Diesel	
Cummins ISB Diesel		2005-2003; W/6-Cyl. Eng.	45050HD
2007	42291	FL80	
2005-1999	41176HD	Caterpillar 3126 Diesel	
FL50		2004; W/3 3/4" Dia. Pulley	43554HD
Caterpillar 3126 Diesel		Caterpillar C7 Diesel	
2004; W/3 3/4" Dia. Pulley	43554HD	2005-2004	43561HD
Caterpillar C7 Diesel		Cummins B Series 5.9 L Diesel	
2004	43561HD	1997-1991	41181
Cummins B Series 5.9 L Diesel		Cummins C Series 8.3 L Diesel	
1997-1995	41181	1996-1994; W/Short Nose W.P.	42352HD
Cummins C Series 8.3 L Diesel		1996-1994; W/Long Nose W.P.; W/Hardened Pulley	43321HD
1996-1995; W/Short Nose W.P.	42352HD	1996-1994; W/Long Nose W.P.; W/O Hardened Pulley	43320HD
1996-1995; W/Long Nose W.P.; W/Hardened Pulley	43321HD	Cummins ISB Diesel	
1996-1995; W/Long Nose W.P.; W/O Hardened Pulley	43320HD	2003-1999	41176HD
Cummins ISB Diesel		1998	41181
2003-1999	41176HD	Cummins ISC Diesel	
1998	41181	2005-2002	42146HD
Cummins ISC Diesel		1999-1998	42146HD
2005-2001	42146HD	Mercedes-Benz MBE 900 Diesel	
1999-1998	42146HD	2005-2000	45053HD

Application Guide - Medium & Heavy Duty Trucks

 Medium & Heavy
Duty Trucks

Application	Part No.	Application	Part No.
Freightliner - Continued		Freightliner - Continued	
FL106		FLC - Continued	
Detroit Diesel Series 50 Diesel 2001-1994; W/Weep Chamber	46002HD	Caterpillar 3406 Diesel - Continued	
2001-1994; W/O Weep Chamber	44066HD	1992-1978; W/Flat Gear	45009HD
FL112		1992-1978 Adapter	44600HDBP
Caterpillar C12 Diesel 2003-2000	44060HD	Cummins 6-Cyl. 14.0 L Diesel	
Cummins M11 Diesel 1997-1996	43307HD	1990	44052HD
Detroit Diesel Series 55 Diesel 1998-1997; W/Weep Chamber	46002HD	1990 Idler Pulley; W/V-Ribbed Belt	41174HD
1998-1997; W/O Weep Chamber	44066HD	1990 Idler Pulley; W/Flat Idler Pulley	41173HD
FLA		1989-1986; W/6-Ribbed Belt	44092HD
Caterpillar 3406 Diesel		1989-1986 Idler Pulley; W/V-Ribbed Belt	41174HD
1994-1993; W/Dished Gear	44054HD	1989-1986; W/V-Belt Drive	44084HD
1994-1993; W/Flat Gear	45009HD	1989-1986 Idler Pulley; W/Flat Idler Pulley	41173HD
1994-1993 Adapter	44600HDBP	1985; W/Big Cam IV Eng.; W/6-Ribbed Belt	44092HD
1992-1989; W/Flat Gear	45009HD	1985 Idler Pulley; W/V-Ribbed Belt	41174HD
1992-1989 Adapter	44600HDBP	1985; W/Big Cam IV Eng.; W/V-Belt Drive	44084HD
Cummins 6-Cyl. 14.0 L Diesel		1985 Idler Pulley; W/Flat Idler Pulley	41173HD
1990	44052HD	1985 Tensioner Pulley; W/Big Cam III Eng.; W/V-Ribbed Belt	41111HD
1990 Idler Pulley; W/V-Ribbed Belt	41174HD	1984	44055HD
1990 Idler Pulley; W/Flat Idler Pulley	41173HD	1983; W/Big Cam I & II Eng.	44086HD
1989; W/6-Ribbed Belt	44092HD	1983; W/Big Cam III Eng.	44055HD
1989 Idler Pulley; W/V-Ribbed Belt	41174HD	1982	44086HD
1989; W/V-Belt Drive	44084HD	1981-1980	44086HD
1989 Idler Pulley; W/Flat Idler Pulley	41173HD	1981-1980 Tensioner Pulley; W/V-Ribbed Belt	41111HD
Cummins L10 Diesel		Cummins 6-Cyl. 855 Diesel	
1994-1991	43307HD	1979-1975; W/Full Flow Cool.	44064HD
1994-1991 Idler Pulley	41175HD	1979-1975 Idler Pulley; W/2-Groove Pulley	41129HD
1990-1989	44094HD	Cummins C Series 8.3 L Diesel	
Cummins N14 Diesel		1997-1995; W/Short Nose W.P.	42352HD
1994-1991	44052HD	1997-1995; W/Long Nose W.P.; W/Hardened Pulley	43321HD
Detroit Diesel 6-Cyl. 11.1 L Diesel; Detroit Diesel 6-Cyl. 12.7 L Diesel		1997-1995; W/Long Nose W.P.; W/O Hardened Pulley	43320HD
1994-1991; W/Weep Chamber	46002HD	Cummins L10 Diesel	
1994-1991; W/O Weep Chamber	44066HD	1996	43307HD
1990-1989	46005HD	1996 Idler Pulley	41175HD
FLB		1995-1994	43307HD
Caterpillar 3406 Diesel		1993-1991	43307HD
1997; W/Dished Gear	44054HD	1993-1991 Idler Pulley	41175HD
1996-1994; W/Dished Gear	44054HD	1990-1983	44094HD
1996-1994; W/Flat Gear	45009HD	Cummins M11 Diesel	
1996-1994 Adapter	44600HDBP	1998-1995	43307HD
Cummins ISC Diesel		Cummins N14 Diesel	
1998	42146HD	1998-1991	44052HD
Cummins L10 Diesel		Detroit Diesel 6-Cyl. 11.1 L Diesel	
1996-1995	43307HD	2000-1991; W/Weep Chamber	46002HD
1996-1995 Idler Pulley	41175HD	2000-1991; W/O Weep Chamber	44066HD
Cummins M11 Diesel		1990-1987	46005HD
1998-1995	43307HD	Detroit Diesel 6-Cyl. 12.7 L Diesel	
Cummins N14 Diesel		1998-1991; W/Weep Chamber	46002HD
1998-1994	44052HD	1998-1991; W/O Weep Chamber	44066HD
Detroit Diesel 6-Cyl. 11.1 L Diesel; Detroit Diesel 6-Cyl. 12.7 L Diesel		1990-1987	46005HD
1999-1994; W/Weep Chamber	46002HD	FLD	
1999-1994; W/O Weep Chamber	44066HD	Caterpillar 3406 Diesel	
FLC		2000; W/Dished Gear	44054HD
Caterpillar 3406 Diesel		1999-1996	44054HD
1996-1993; W/Dished Gear	44054HD	1995-1993; W/Dished Gear	44054HD
1996-1993; W/Flat Gear	45009HD	1995-1993; W/Flat Gear	45009HD
1996-1993 Adapter	44600HDBP	1995-1993 Adapter	44600HDBP
Cummins 6-Cyl. 14.0 L Diesel		1992-1988; W/Flat Gear	45009HD
1990	44052HD	1992-1988 Adapter	44600HDBP
1990 Idler Pulley; W/V-Ribbed Belt	41174HD	Caterpillar C12 Diesel	
1990 Idler Pulley; W/Flat Idler Pulley	41173HD	2004-2000	44060HD
1989; W/6-Ribbed Belt	44092HD		
1989 Idler Pulley; W/V-Ribbed Belt	41174HD		
1989-1986; W/V-Belt Drive	44084HD		
1989-1986 Idler Pulley; W/Flat Idler Pulley	41173HD		
1985; W/Big Cam IV Eng.; W/6-Ribbed Belt	44092HD		
1985 Idler Pulley; W/V-Ribbed Belt	41174HD		
1985; W/Big Cam IV Eng.; W/V-Belt Drive	44084HD		
1985 Idler Pulley; W/Flat Idler Pulley	41173HD		
1985 Tensioner Pulley; W/Big Cam III Eng.; W/V-Ribbed Belt	41111HD		
1984	44055HD		
1983; W/Big Cam I & II Eng.	44086HD		
1983; W/Big Cam III Eng.	44055HD		
1982	44086HD		
1981-1980	44086HD		
1981-1980 Tensioner Pulley; W/V-Ribbed Belt	41111HD		
Cummins 6-Cyl. 855 Diesel			
1979-1975; W/Full Flow Cool.	44064HD		
1979-1975 Idler Pulley; W/2-Groove Pulley	41129HD		
Cummins C Series 8.3 L Diesel			
1997-1995; W/Short Nose W.P.	42352HD		
1997-1995; W/Long Nose W.P.; W/Hardened Pulley	43321HD		
1997-1995; W/Long Nose W.P.; W/O Hardened Pulley	43320HD		
Cummins L10 Diesel			
1996	43307HD		
1996 Idler Pulley	41175HD		
1995-1994	43307HD		
1993-1991	43307HD		
1993-1991 Idler Pulley	41175HD		
1990-1983	44094HD		
Cummins M11 Diesel			
1998-1995	43307HD		
Cummins N14 Diesel			
1998-1991	44052HD		
Detroit Diesel 6-Cyl. 11.1 L Diesel			
2000-1991; W/Weep Chamber	46002HD		
2000-1991; W/O Weep Chamber	44066HD		
1990-1987	46005HD		
Detroit Diesel 6-Cyl. 12.7 L Diesel			
1998-1991; W/Weep Chamber	46002HD		
1998-1991; W/O Weep Chamber	44066HD		
1990-1987	46005HD		

Application Guide - Medium & Heavy Duty Trucks

Medium & Heavy Duty Trucks

Application	Part No.	Application	Part No.
Freightliner - Continued		Freightliner - Continued	
FLD - Continued		FLL - Continued	
Caterpillar C15 Diesel 2009-2000	44062HD	Cummins M11 Diesel 1996-1994	43307HD
Caterpillar C16 Diesel 2004-2000	44051HD	Cummins N14 Diesel 1996-1995	44052HD
Cummins 6-Cyl. 14.0 L Diesel 1990	44052HD	Detroit Diesel 6-Cyl. 11.1 L Diesel	
1990 Idler Pulley; W/V-Ribbed Belt	41174HD	1998-1995; W/Weep Chamber	46002HD
1990 Idler Pulley; W/Flat Idler Pulley	41173HD	1998-1995; W/O Weep Chamber	44066HD
1989-1988; W/6-Ribbed Belt	44092HD	Detroit Diesel 6-Cyl. 12.7 L Diesel	
1989-1988 Idler Pulley; W/V-Ribbed Belt	41174HD	1998-1990; W/Weep Chamber	46002HD
1989-1988; W/V-Belt Drive	44084HD	1998-1990; W/O Weep Chamber	44066HD
1989-1988 Idler Pulley; W/Flat Idler Pulley	41173HD		
Cummins C Series 8.3 L Diesel 1996-1995; W/Short Nose W.P.	42352HD	FLS112	
1996-1995; W/Long Nose W.P.; W/Hardened Pulley	43321HD	Detroit Diesel 6-Cyl. 11.1 L Diesel; Detroit Diesel 6-Cyl. 12.7 L Diesel	
1996-1995; W/Long Nose W.P.; W/O Hardened Pulley	43320HD	2000; W/Weep Chamber	46002HD
Cummins ISC Diesel 2002	42146HD	2000; W/O Weep Chamber	44066HD
1999-1998	42146HD	FLT	
Cummins ISM Diesel 2002	45055HD	Caterpillar 3406 Diesel 1988-1978; W/Flat Gear	45009HD
1999	45055HD	1988-1978 Adapter	44600HDBP
1998	43307HD	Cummins 6-Cyl. 14.0 L Diesel 1988-1986; W/6-Ribbed Belt	44092HD
Cummins L10 Diesel 1996-1995	43307HD	1988-1986 Idler Pulley; W/V-Ribbed Belt	41174HD
1996-1995 Idler Pulley	41175HD	1988-1986; W/V-Belt Drive	44084HD
1994	43307HD	1988-1986 Idler Pulley; W/Flat Idler Pulley	41173HD
1993-1991	43307HD	1985; W/Big Cam IV Eng.; W/6-Ribbed Belt	44092HD
1993-1991 Idler Pulley	41175HD	1985 Idler Pulley; W/V-Ribbed Belt	41174HD
1990-1988	44094HD	1985; W/Big Cam IV Eng.; W/V-Belt Drive	44084HD
Cummins M11 Diesel 1997-1995	43307HD	1985 Idler Pulley; W/Flat Idler Pulley	41173HD
Cummins N14 Diesel 2003-1991	44052HD	1985 Tensioner Pulley; W/Big Cam III Eng.; W/V-Ribbed Belt	41111HD
Detroit Diesel 6-Cyl. 11.1 L Diesel		1984	44055HD
2002-1991; W/Weep Chamber	46002HD	1983; W/Big Cam I & II Eng.	44086HD
2002-1991; W/O Weep Chamber	44066HD	1983; W/Big Cam III Eng.	44055HD
1990-1988	46005HD	1982	44086HD
Detroit Diesel 6-Cyl. 12.7 L Diesel		1981-1980	44086HD
2008-1991; W/Weep Chamber	46002HD	1981-1980 Tensioner Pulley; W/V-Ribbed Belt	41111HD
2008-1991; W/O Weep Chamber	44066HD	Cummins 6-Cyl. 855 Diesel 1979-1975; W/Full Flow Cool.	44064HD
1990-1988	46005HD	1979-1975 Idler Pulley; W/2-Groove Pulley	41129HD
Detroit Diesel 6-Cyl. 14.0 L Diesel		Cummins L10 Diesel 1988-1984	44094HD
2007-2001; W/Weep Chamber	46002HD	Detroit Diesel 6-Cyl. 11.1 L Diesel; Detroit Diesel 6-Cyl. 12.7 L Diesel	
2007-2001; W/O Weep Chamber	44066HD	1988-1987	46005HD
Detroit Diesel Series 50 Diesel 1996-1994; W/Weep Chamber	46002HD	MT35	
1996-1994; W/O Weep Chamber	44066HD	Cummins 4-Cyl. 3.9 L Diesel 2004-1997	41181
Mercedes-Benz MBE 4000 Diesel		Cummins ISB Diesel 2006-2004	41176HD
2006; W/6-Cyl. Eng.	45050HD	MT45	
FLL		Cummins ISB CNG 2007	41176HD
Caterpillar 3406 Diesel 1997	44054HD	2001	41176HD
1996-1995; W/Dished Gear	44054HD	Cummins ISB Diesel 2010-2009	41199HD
1996-1995; W/Flat Gear	45009HD	2007-2006	41176HD
1996-1995 Adapter	44600HDBP	2005	42291
Cummins L10 Diesel 1996-1989	43307HD	2004-1999	41176HD
1996-1989 Idler Pulley	41175HD		

Application Guide - Medium & Heavy Duty Trucks

 Medium & Heavy
Duty Trucks

Application	Part No.	Application	Part No.
Freightliner - Continued		GMC - Continued	
MT55		660 Series	
Cummins ISB CNG		Detroit Diesel 4-71 Diesel	
2010	41176HD	1959-1955; W/Turbo; W/Standard Rotation	42321HD
2001	41176HD	1959-1955; W/Turbo; W/Reverse Rotation	42322HD
Cummins ISB Diesel		1959-1955; W/O Turbo; W/Standard Rotation	42102HD
2009-2008	41199HD	1959-1955; W/O Turbo; W/Reverse Rotation	42344HD
2007-2005	41176HD	740 Series; 750 Series	
2004	42291	Detroit Diesel 4-71 Diesel	
2003-1999	41176HD	1953-1952; W/Turbo; W/Standard Rotation	42321HD
WFC		1953-1952; W/Turbo; W/Reverse Rotation	42322HD
Cummins 6-Cyl. 855 Diesel		1953-1952; W/O Turbo; W/Standard Rotation	42102HD
1977-1974; W/Full Flow Cool.	44064HD	1953-1952; W/O Turbo; W/Reverse Rotation	42344HD
1977-1974 Idler Pulley; W/2-Groove Pulley	41129HD	800 Series	
WFHD		Detroit Diesel 4-71 Diesel	
Detroit Diesel 6V-53 Diesel		1957; W/Turbo; W/Standard Rotation	42321HD
1970-1968; W/Clockwise Eng. Rotation	43310HD	1957; W/Turbo; W/Reverse Rotation	42322HD
1970-1968; W/Counterclockwise Eng. Rotation	43309HD	1957; W/O Turbo; W/Standard Rotation	42102HD
WFT		1957; W/O Turbo; W/Reverse Rotation	42344HD
Caterpillar 3406 Diesel		820 Series	
1976-1975; W/Flat Gear	45009HD	Detroit Diesel 6-71 Diesel	
1976-1975 Adapter	44600HDBP	1955; W/Turbo; W/Standard Rotation	42321HD
Cummins 6-Cyl. 855 Diesel		1955; W/Turbo; W/Reverse Rotation	42322HD
1977-1974; W/Full Flow Cool.	44064HD	1955; W/O Turbo; W/Standard Rotation	42102HD
1977-1974 Idler Pulley; W/2-Groove Pulley	41129HD	1955; W/O Turbo; W/Reverse Rotation	42344HD
Cummins NT Diesel		860 Series	
1973-1971; W/Full Flow Cool.	44064HD	Detroit Diesel 6-71 Diesel	
1973-1971 Idler Pulley; W/2-Groove Pulley	41129HD	1959-1955; W/Turbo; W/Standard Rotation	42321HD
XC		1959-1955; W/Turbo; W/Reverse Rotation	42322HD
Caterpillar C7 Diesel		1959-1955; W/O Turbo; W/Standard Rotation	42102HD
2005-2004	43561HD	1959-1955; W/O Turbo; W/Reverse Rotation	42344HD
Cummins ISB Diesel		920 Series	
2005-2002	41176HD	Detroit Diesel 6-71 Diesel	
Cummins ISL Diesel		1956-1955; W/Turbo; W/Standard Rotation	42321HD
2005-2002	42146HD	1956-1955; W/Turbo; W/Reverse Rotation	42322HD
Giant Trucks		1956-1955; W/O Turbo; W/Standard Rotation	42102HD
C116		1956-1955; W/O Turbo; W/Reverse Rotation	42344HD
Cummins 6-Cyl. 14.0 L Diesel		930 Series; 950 Series; 970 Series	
1989-1987; W/6-Ribbed Belt	44092HD	Detroit Diesel 6-71 Diesel	
1989-1987; W/V-Belt Drive	44084HD	1959-1955; W/Turbo; W/Standard Rotation	42321HD
GMC		1959-1955; W/Turbo; W/Reverse Rotation	42322HD
620 Series		1959-1955; W/O Turbo; W/Standard Rotation	42102HD
Detroit Diesel 4-71 Diesel		1959-1955; W/O Turbo; W/Reverse Rotation	42344HD
1955; W/Turbo; W/Standard Rotation	42321HD	980 Series	
1955; W/Turbo; W/Reverse Rotation	42322HD	Detroit Diesel 6-71 Diesel	
1955; W/O Turbo; W/Standard Rotation	42102HD	1954-1952; W/Turbo; W/Standard Rotation	42321HD
1955; W/O Turbo; W/Reverse Rotation	42344HD	1954-1952; W/Turbo; W/Reverse Rotation	42322HD
630 Series		1954-1952; W/O Turbo; W/Standard Rotation	42102HD
Detroit Diesel 4-71 Diesel		1954-1952; W/O Turbo; W/Reverse Rotation	42344HD
1959-1955; W/Turbo; W/Standard Rotation	42321HD	Astro	
1959-1955; W/Turbo; W/Reverse Rotation	42322HD	Caterpillar 3406 Diesel	
1959-1955; W/O Turbo; W/Standard Rotation	42102HD	1983-1979; W/Flat Gear	45009HD
1959-1955; W/O Turbo; W/Reverse Rotation	42344HD	1983-1979 Adapter	44600HDBP
650 Series		Cummins 6-Cyl. 14.0 L Diesel	
Detroit Diesel 4-71 Diesel		1988-1986; W/6-Ribbed Belt	44092HD
1955; W/Turbo; W/Standard Rotation	42321HD	1988-1986 Idler Pulley; W/V-Ribbed Belt	41174HD
1955; W/Turbo; W/Reverse Rotation	42322HD	1988-1986; W/V-Belt Drive	44084HD
1955; W/O Turbo; W/Standard Rotation	42102HD	1988-1986 Idler Pulley; W/Flat Idler Pulley	41173HD
1955; W/O Turbo; W/Reverse Rotation	42344HD	1985; W/Big Cam IV Eng.; W/6-Ribbed Belt	44092HD
		1985 Idler Pulley; W/V-Ribbed Belt	41174HD
		1985; W/Big Cam IV Eng.; W/V-Belt Drive	44084HD
		1985 Idler Pulley; W/Flat Idler Pulley	41173HD
		1985 Tensioner Pulley; W/Big Cam III Eng.; W/V-Ribbed Belt	41111HD

Application Guide - Medium & Heavy Duty Trucks

Medium & Heavy Duty Trucks

Application	Part No.	Application	Part No.
GMC - Continued		GMC - Continued	
Astro - Continued		C5000	
Cummins 6-Cyl. 14.0 L Diesel - Continued		GM 6-Cyl. 250	
1984	44055HD	1975-1973	42082
1983; W/Big Cam I & II Eng.	44086HD	GM 6-Cyl. 292	
1983; W/Big Cam III Eng.	44055HD	1974-1973	43283
1982	44086HD	GM V-8 5.7 L	
1981-1980	44086HD	1990-1980	43104
1981-1980 Tensioner Pulley; W/V-Ribbed Belt	41111HD	GM V-8 6.0 L	
Detroit Diesel 6-71 Diesel		1990; W/Screw-On Hub	45001
1983-1969; W/Turbo; W/Standard Rotation	42321HD	1990; W/O Screw-On Hub	45003
1983-1969; W/Turbo; W/Reverse Rotation	42322HD	GM V-8 350	
1983-1969; W/O Turbo; W/Standard Rotation	42102HD	1979-1973	43104
1983-1969; W/O Turbo; W/Reverse Rotation	42344HD	C5500	
Brigadier		GM V-8 6.0 L	
Caterpillar 3208 Diesel		1998-1997	45001
1988-1978; W/Non-Threaded Pulley	43233HD	GM V-8 6.6 L Diesel	
1988-1978; W/Threaded Pulley	43059HD	2009-2008	43273
1988-1978; W/O Pulley	42351HD	2005-2003	❖42349BH
Caterpillar 3406 Diesel			or ❖42349
1983-1980; W/Flat Gear	45009HD	GM V-8 7.0 L	
1983-1980 Adapter	44600HDBP	1998-1997	45001
Cummins 6-Cyl. 14.0 L Diesel		GM V-8 7.4 L	
1988-1986; W/6-Ribbed Belt	44092HD	2000-1999	42569
1988-1986 Idler Pulley; W/V-Ribbed Belt	41174HD	GM V-8 8.1 L	
1988-1986; W/V-Belt Drive	44084HD	2009-2001	44089
1988-1986 Idler Pulley; W/Flat Idler Pulley	41173HD	C6000	
1985; W/Big Cam IV Eng.; W/6-Ribbed Belt	44092HD	Caterpillar 3208 Diesel	
1985 Idler Pulley; W/V-Ribbed Belt	41174HD	1984-1979; W/Non-Threaded Pulley	43233HD
1985; W/Big Cam IV Eng.; W/V-Belt Drive	44084HD	1984-1979; W/Threaded Pulley	43059HD
1985 Idler Pulley; W/Flat Idler Pulley	41173HD	1984-1979; W/O Pulley	42351HD
1985 Tensioner Pulley; W/Big Cam III Eng.; W/V-Ribbed Belt	41111HD	Detroit Diesel 4-53 Diesel	
1984	44055HD	1981-1978; W/Clockwise Eng. Rotation	43310HD
1983; W/Big Cam I & II Eng.	44086HD	1981-1978; W/Counterclockwise Eng. Rotation	43309HD
1983; W/Big Cam III Eng.	44055HD	Detroit Diesel V-8 8.2 L Diesel	
1982	44086HD	1990-1980; W/Heater Outlet	46001HD
1981-1980	44086HD	GM 6-Cyl. 292	
1981-1980 Tensioner Pulley; W/V-Ribbed Belt	41111HD	1974-1973	43283
Cummins L10 Diesel		GM V-8 5.7 L	
1988-1983	44094HD	1990-1980	43104
Detroit Diesel 6-71 Diesel		GM V-8 6.0 L	
1988-1978; W/Turbo; W/Standard Rotation	42321HD	1990; W/Screw-On Hub	45001
1988-1978; W/Turbo; W/Reverse Rotation	42322HD	1990; W/O Screw-On Hub	45003
1988-1978; W/O Turbo; W/Standard Rotation	42102HD	1980; W/P.T.O.	45003
1988-1978; W/O Turbo; W/Reverse Rotation	42344HD	1980; W/O P.T.O.	44029
Detroit Diesel 6V-53 Diesel		GM V-8 350	
1985-1978; W/Clockwise Eng. Rotation	43310HD	1979-1973	43104
1985-1978; W/Counterclockwise Eng. Rotation	43309HD	GM V-8 366	
GM V-8 6.0 L		1979-1973; W/P.T.O.	45003
1980; W/P.T.O.	45003	1979-1973; W/O P.T.O.	44029
1980; W/O P.T.O.	44029	GM V-8 427	
GM V-8 366		1977; W/P.T.O.	45003
1979; W/P.T.O.	45003	1977; W/O P.T.O.	44029
1979; W/O P.T.O.	44029	1974-1973; W/P.T.O.	45003
GM V-8 427		1974-1973; W/O P.T.O.	44029
1979-1978; W/P.T.O.	45003	C6500	
1979-1978; W/O P.T.O.	44029	Caterpillar C7 Diesel	
C4500		2007-2004	43561HD
GM V-8 6.6 L Diesel		Detroit Diesel 4-53 Diesel	
2009-2008	43273	1977; W/Clockwise Eng. Rotation	43310HD
2005-2003	❖42349BH	1977; W/Counterclockwise Eng. Rotation	43309HD
	or ❖42349	GM V-8 6.0 L; GM V-8 7.0 L	
GM V-8 8.1 L		1998-1997	45001
2009-2003	44089		

❖Includes Back Housing.

❖Does Not Include Back Housing.

Application Guide - Medium & Heavy Duty Trucks

Medium & Heavy Duty Trucks

Application	Part No.	Application	Part No.
GMC - Continued		GMC - Continued	
C6500 - Continued		General - Continued	
GM V-8 7.4 L 2000-1999	42569	Cummins 6-Cyl. 14.0 L Diesel - Continued	
GM V-8 8.1 L 2009-2001	44089	1985; W/Big Cam IV Eng.; W/6-Ribbed Belt	44092HD
GM V-8 366; GM V-8 427 1976-1973; W/P.T.O.	45003	1985 Idler Pulley; W/V-Ribbed Belt	41174HD
1976-1973; W/O P.T.O.	44029	1985; W/Big Cam IV Eng.; W/V-Belt Drive	44084HD
C7000		1985 Idler Pulley; W/Flat Idler Pulley	41173HD
Caterpillar 3208 Diesel		1985 Tensioner Pulley; W/Big Cam III Eng.; W/V-Ribbed Belt	41111HD
1990-1979; W/Non-Threaded Pulley	43233HD	1984	44055HD
1990-1979; W/Threaded Pulley	43059HD	1983; W/Big Cam I & II Eng.	44086HD
1990-1979; W/O Pulley	42351HD	1983; W/Big Cam III Eng.	44055HD
Detroit Diesel 4-53 Diesel		1982	44086HD
1981-1978; W/Clockwise Eng. Rotation	43310HD	1981-1980	44086HD
1981-1978; W/Counterclockwise Eng. Rotation	43309HD	1981-1980 Tensioner Pulley; W/V-Ribbed Belt	41111HD
Detroit Diesel V-8 8.2 L Diesel		Cummins L10 Diesel	
1990-1980; W/Heater Outlet	46001HD	1988-1985	44094HD
GM V-8 6.0 L; GM V-8 7.0 L		Detroit Diesel 6-71 Diesel	
1990; W/Screw-On Hub	45001	1988-1977; W/Turbo; W/Standard Rotation	42321HD
1990; W/O Screw-On Hub	45003	1988-1977; W/Turbo; W/Reverse Rotation	42322HD
1980; W/P.T.O.	45003	1988-1977; W/O Turbo; W/Standard Rotation	42102HD
1980; W/O P.T.O.	44029	1988-1977; W/O Turbo; W/Reverse Rotation	42344HD
GM V-8 7.4 L 1980	44029	H7500	
GM V-8 366		Caterpillar 3208 Diesel	
1979-1977; W/P.T.O.	45003	1978-1976; W/Non-Threaded Pulley	43233HD
1979-1977; W/O P.T.O.	44029	1978-1976; W/Threaded Pulley	43059HD
GM V-8 427		1978-1976; W/O Pulley	42351HD
1979-1978; W/P.T.O.	45003	Detroit Diesel 6V-53 Diesel	
1979-1978; W/O P.T.O.	44029	1978-1973; W/Clockwise Eng. Rotation	43310HD
C7500; C8500		1978-1973; W/Counterclockwise Eng. Rotation	43309HD
Caterpillar C7 Diesel		GM V-8 366; GM V-8 427	
2007-2004	43561HD	1978-1974; W/P.T.O.	45003
GM V-8 6.0 L; GM V-8 7.0 L		1978-1974; W/O P.T.O.	44029
1998-1997	45001	H9500	
GM V-8 7.4 L 2000-1999	42569	Detroit Diesel 6-71 Diesel	
GM V-8 8.1 L 2009-2001	44089	1978; W/Turbo; W/Standard Rotation	42321HD
CE5500		1978; W/Turbo; W/Reverse Rotation	42322HD
GM V-8 366; GM V-8 427		1978; W/O Turbo; W/Standard Rotation	42102HD
1972-1969; W/P.T.O.	45003	1978; W/O Turbo; W/Reverse Rotation	42344HD
1972-1969; W/O P.T.O.	44029	1973; W/Turbo; W/Standard Rotation	42321HD
CI9500		1973; W/Turbo; W/Reverse Rotation	42322HD
Detroit Diesel 6-71 Diesel		1973; W/O Turbo; W/Standard Rotation	42102HD
1969-1966; W/Turbo; W/Standard Rotation	42321HD	1973; W/O Turbo; W/Reverse Rotation	42344HD
1969-1966; W/Turbo; W/Reverse Rotation	42322HD	HI9500	
1969-1966; W/O Turbo; W/Standard Rotation	42102HD	Detroit Diesel 6-71 Diesel	
1969-1966; W/O Turbo; W/Reverse Rotation	42344HD	1972-1966; W/Turbo; W/Standard Rotation	42321HD
Forward W4		1972-1966; W/Turbo; W/Reverse Rotation	42322HD
GM V-8 5.7 L 1995-1993	43118	1972-1966; W/O Turbo; W/Standard Rotation	42102HD
Isuzu 4BD1 Diesel		1972-1966; W/O Turbo; W/Reverse Rotation	42344HD
1991-1986	43314	HV7500	
General		Detroit Diesel 6V-53 Diesel	
Caterpillar 3406 Diesel		1972-1966; W/Clockwise Eng. Rotation	43310HD
1988-1979; W/Flat Gear	45009HD	1972-1966; W/Counterclockwise Eng. Rotation	43309HD
1988-1979 Adapter	44600HDBP	J7500	
Cummins 6-Cyl. 14.0 L Diesel		Caterpillar 3208 Diesel	
1988-1986; W/6-Ribbed Belt	44092HD	1978-1976; W/Non-Threaded Pulley	43233HD
1988-1986 Idler Pulley; W/V-Ribbed Belt	41174HD	1978-1976; W/Threaded Pulley	43059HD
1988-1986; W/V-Belt Drive	44084HD	1978-1976; W/O Pulley	42351HD
1988-1986 Idler Pulley; W/Flat Idler Pulley	41173HD	Detroit Diesel 6V-53 Diesel	
		1978; W/Clockwise Eng. Rotation	43310HD
		1978; W/Counterclockwise Eng. Rotation	43309HD
		1976-1973; W/Clockwise Eng. Rotation	43310HD
		1976-1973; W/Counterclockwise Eng. Rotation	43309HD

Application Guide - Medium & Heavy Duty Trucks

Medium & Heavy
Duty Trucks

Application	Part No.	Application	Part No.
GMC - Continued		GMC - Continued	
J7500 - Continued		P3500 - Continued	
GM V-8 366; GM V-8 427		GM V-8 5.7 L	
1978-1974; W/P.T.O.	45003	1990-1980	43104
1978-1974; W/O P.T.O.	44029	GM V-8 6.2 L Diesel	
J8500		1993-1982	44099
Detroit Diesel 6V-53 Diesel		GM V-8 6.5 L Diesel	
1974-1973; W/Clockwise Eng. Rotation	43310HD	1998-1997	44042
1974-1973; W/Counterclockwise Eng. Rotation	43309HD	1996; Early	44100
GM V-8 366; GM V-8 427		1996; Late	44042
1974; W/P.T.O.	45003	1995-1994	44100
J9500		GM V-8 7.4 L	
Detroit Diesel 6-71 Diesel		2000-1999	42569
1978-1973; W/Turbo; W/Standard Rotation	42321HD	1995-1980	44027
1978-1973; W/Turbo; W/Reverse Rotation	42322HD	or	*44027P
1978-1973; W/O Turbo; W/Standard Rotation	42102HD	PS4500	
1978-1973; W/O Turbo; W/Reverse Rotation	42344HD	GM 6-Cyl. 250	
J19500		1977	42082
Detroit Diesel 6-71 Diesel		GM 6-Cyl. 292	
1972-1966; W/Turbo; W/Standard Rotation	42321HD	1971-1967	43283
1972-1966; W/Turbo; W/Reverse Rotation	42322HD	Savana 4500	
1972-1966; W/O Turbo; W/Standard Rotation	42102HD	GM V-8 4.8 L	
1972-1966; W/O Turbo; W/Reverse Rotation	42344HD	2014	45010
JV7500		GM V-8 6.0 L	
Detroit Diesel 6V-53 Diesel		2015-2011	45010
1972-1966; W/Clockwise Eng. Rotation	43310HD	GM V-8 6.6 L Diesel	
1972-1966; W/Counterclockwise Eng. Rotation	43309HD	2015-2011	43274BH
M6500		T5500	
Detroit Diesel 3-71 Diesel		GM V-8 7.4 L	
1978; W/Turbo; W/Standard Rotation	42321HD	1999	42569
1978; W/Turbo; W/Reverse Rotation	42322HD	T6000	
1978; W/O Turbo; W/Standard Rotation	42102HD	GM V-8 350	
1978; W/O Turbo; W/Reverse Rotation	42344HD	1979-1973	43104
GM V-8 366; GM V-8 427		GM V-8 366	
1978; W/P.T.O.	45003	1979	44029
1978; W/O P.T.O.	44029	1978-1973; W/P.T.O.	45003
1973; W/P.T.O.	45003	1978-1973; W/O P.T.O.	44029
1973; W/O P.T.O.	44029	GM V-8 427	
MI9500		1978-1973; W/P.T.O.	45003
Detroit Diesel 6-71 Diesel		1978-1973; W/O P.T.O.	44029
1971-1966; W/Turbo; W/Standard Rotation	42321HD	T6500	
1971-1966; W/Turbo; W/Reverse Rotation	42322HD	GM V-8 7.4 L	
1971-1966; W/O Turbo; W/Standard Rotation	42102HD	1999	42569
1971-1966; W/O Turbo; W/Reverse Rotation	42344HD	GM V-8 366; GM V-8 427	
P4T042		1979	44029
GM V-6 4.3 L		1978-1975; W/P.T.O.	45003
1990-1989	43099	1978-1975; W/O P.T.O.	44029
or	*43099P	1973; W/P.T.O.	45003
P6T042		1973; W/O P.T.O.	44029
Detroit Diesel V-8 8.2 L Diesel		T7500; T8500	
1990-1983; W/Heater Outlet	46001HD	GM V-8 7.4 L	
GM V-8 5.7 L		1999	42569
1990-1983	43104	TE5500; TE6500	
GM V-8 6.0 L		GM V-8 366; GM V-8 427	
1989-1983	45003	1972-1970; W/P.T.O.	45003
P3500		1972-1970; W/O P.T.O.	44029
Cummins BT Series Diesel		Topkick C5500; Topkick C6500; Topkick C7500; Topkick C8500	
1992-1990	41181	GM V-8 6.0 L; GM V-8 7.0 L	
Detroit Diesel V-8 8.2 L Diesel		1996-1991	45001
1990; W/Heater Outlet	46001HD		
GM V-6 4.3 L			
1991-1990	43099		
or	*43099P		

*High Performance Pump.

Application Guide - Medium & Heavy Duty Trucks

Application	Part No.	Application	Part No.
GMC - Continued		International/Navistar - Continued	
TS5500		1652 SC - Continued	
GM 6-Cyl. 292 1971-1970	43283	International/Navistar T444 Diesel 2003-1997	43545HD 45007 44053HD
TV7500		1996-1995	
Detroit Diesel 6V-53 Diesel 1972-1966; W/Clockwise Eng. Rotation	43310HD	1994	44053HD
1972-1966; W/Counterclockwise Eng. Rotation	43309HD	International/Navistar V-8 6.9 L	
W6		Diesel	
GM V-8 5.7 L 1980	43104	1988-1986	44053HD
GM V-8 6.0 L 1980	44029	International/Navistar V-8 7.3 L	
W7		Diesel	
GM V-8 6.0 L; GM V-8 7.0 L 1980	44029	1993-1988	44053HD
W3500; W4500		International/Navistar VT365	
GM V-8 5.7 L 2003-2000	43315	Diesel	
W7500		2007-2004	
Detroit Diesel 6V-53 Diesel 1973; W/Clockwise Eng. Rotation	43310HD	1654	
1973; W/Counterclockwise Eng. Rotation	43309HD	International/Navistar V-8 6.9 L	
WV7500		Diesel	
Detroit Diesel 6V-53 Diesel 1972; W/Clockwise Eng. Rotation	43310HD	1988-1983	44053HD
1972; W/Counterclockwise Eng. Rotation	43309HD	International/Navistar V-8 7.3 L	
Hendrickson		Diesel	
H3		1989-1988	
Cummins 6-Cyl. 14.0 L Diesel 1973; W/Full Flow Cool.	44064HD	44053HD	
1973 Idler Pulley; W/2-Groove Pulley	41129HD	International/Navistar V-8 9.0 L	
Detroit Diesel 6-71 Diesel		Diesel	
1973; W/Turbo; W/Standard Rotation	42321HD	1982-1980	
1973; W/Turbo; W/Reverse Rotation	42322HD	42114HD	
1973; W/O Turbo; W/Standard Rotation	42102HD	1724	
1973; W/O Turbo; W/Reverse Rotation	42344HD	International/Navistar V345	
Detroit Diesel 6V-53 Diesel		1984-1979	
1973; W/Clockwise Eng. Rotation	43310HD	1754	
1973; W/Counterclockwise Eng. Rotation	43309HD	Caterpillar 3208 Diesel	
International/Navistar		1982-1980; W/Non-Threaded Pulley	
400; 500		1982-1980; W/Threaded Pulley	
International/Navistar T444 Diesel 1991	44053HD	1982-1980; W/O Pulley	
1452 SC		42351HD	
International/Navistar V-8 6.9 L Diesel 1988-1987	44053HD	International/Navistar DT360	
International/Navistar V-8 7.3 L Diesel 1991-1988	44053HD	Diesel	
1624		1989-1986	
International/Navistar V345 1982-1979	42111HD	44058HD	
1652 SC		International/Navistar DT466	
International/Navistar DT360 Diesel 1993-1990; W/Bolt-On Fan Clutch	44058HD	Diesel	
1993-1990; W/Screw-On Fan Clutch	44059HD	1989-1986	
		44058HD	
		International/Navistar V-8 9.0 L	
		Diesel	
		1988-1980	
		42114HD	
		1924	
		International/Navistar V345	
		1979	
		42111HD	

Medium & Heavy
Duty Trucks

Application Guide - Medium & Heavy Duty Trucks

Medium & Heavy Duty Trucks

Application	Part No.	Application	Part No.
International/Navistar - Continued		International/Navistar - Continued	
1954		2275 - Continued	
Caterpillar 3208 Diesel		Cummins 6-Cyl. 14.0 L Diesel - Continued	
1982-1979; W/Non-Threaded Pulley	43233HD	1983; W/Big Cam I & II Eng.	44086HD
1982-1979; W/Threaded Pulley	43059HD	1983; W/Big Cam III Eng.	44055HD
1982-1979; W/O Pulley	42351HD	1982	44086HD
International/Navistar DT466 Diesel		1981-1980	44086HD
1989-1986	44058HD	1981-1980 Tensioner Pulley; W/V-Ribbed Belt	41111HD
International/Navistar V-8 9.0 L Diesel		1979; W/Full Flow Cool.	44064HD
1984	42114HD	1979 Idler Pulley; W/2-Groove Pulley	41129HD
1980	42114HD	Detroit Diesel 6-71 Diesel	
1955		1986-1979; W/Turbo; W/Standard Rotation	42321HD
Caterpillar 3208 Diesel		1986-1979; W/Turbo; W/Reverse Rotation	42322HD
1982-1979; W/Non-Threaded Pulley	43233HD	1986-1979; W/O Turbo; W/Standard Rotation	42102HD
1982-1979; W/Threaded Pulley	43059HD	1986-1979; W/O Turbo; W/Reverse Rotation	42344HD
1982-1979; W/O Pulley	42351HD	International/Navistar V-8 9.0 L Diesel	
International/Navistar DT466 Diesel		1980	42114HD
1989-1986	44058HD	2276	
International/Navistar V-8 9.0 L Diesel		Cummins 6-Cyl. 14.0 L Diesel	
1982-1980	42114HD	1989; W/6-Ribbed Belt	44092HD
2050A		1989 Idler Pulley; W/V-Ribbed Belt	41174HD
Detroit Diesel 6V-53 Diesel		1989; W/V-Belt Drive	44084HD
1967-1966; W/Clockwise Eng. Rotation	43310HD	1989 Idler Pulley; W/Flat Idler Pulley	41173HD
1967-1966; W/Counterclockwise Eng. Rotation	43309HD	1988; W/6-Ribbed Belt	44092HD
2125		1988; W/V-Belt Drive	44084HD
International/Navistar V537		1987-1986; W/6-Ribbed Belt	44092HD
1981-1979	43443HD	1987-1986 Idler Pulley; W/V-Ribbed Belt	41174HD
2155		1987-1986; W/V-Belt Drive	44084HD
Caterpillar 3208 Diesel		1987-1986 Idler Pulley; W/Flat Idler Pulley	41173HD
1982-1979; W/Non-Threaded Pulley	43233HD	1985; W/Big Cam IV Eng.; W/6-Ribbed Belt	44092HD
1982-1979; W/Threaded Pulley	43059HD	1985 Idler Pulley; W/V-Ribbed Belt	41174HD
1982-1979; W/O Pulley	42351HD	1985; W/Big Cam IV Eng.; W/V-Belt Drive	44084HD
International/Navistar DT466 Diesel		1985 Idler Pulley; W/Flat Idler Pulley	41173HD
1989-1986	44058HD	1985 Tensioner Pulley; W/Big Cam III Eng.; W/V-Ribbed Belt	41111HD
International/Navistar V-8 9.0 L Diesel		1984	44055HD
1980	42114HD	1983; W/Big Cam I & II Eng.	44086HD
2275		1983; W/Big Cam III Eng.	44055HD
Caterpillar 3406 Diesel		Detroit Diesel 6-71 Diesel	
1982-1979; W/Flat Gear	45009HD	1985-1983; W/Turbo; W/Standard Rotation	42321HD
1982-1979 Adapter	44600HDBP	1985-1983; W/Turbo; W/Reverse Rotation	42322HD
Cummins 6-Cyl. 14.0 L Diesel		1985-1983; W/O Turbo; W/Standard Rotation	42102HD
1989; W/6-Ribbed Belt	44092HD	1985-1983; W/O Turbo; W/Reverse Rotation	42344HD
1989 Idler Pulley; W/V-Ribbed Belt	41174HD	2375	
1989; W/V-Belt Drive	44084HD	Cummins L10 Diesel	
1989 Idler Pulley; W/Flat Idler Pulley	41173HD	1989-1983	44094HD
1988; W/6-Ribbed Belt	44092HD	International/Navistar DT466 Diesel	
1988; W/V-Belt Drive	44084HD	1988	44058HD
1987-1986; W/6-Ribbed Belt	44092HD	2524	
1987-1986 Idler Pulley; W/V-Ribbed Belt	41174HD	International/Navistar V537	
1987-1986; W/V-Belt Drive	44084HD	1981-1979	43443HD
1987-1986 Idler Pulley; W/Flat Idler Pulley	41173HD	2554	
1985; W/Big Cam IV Eng.; W/6-Ribbed Belt	44092HD	Caterpillar 3208 Diesel	
1985 Idler Pulley; W/V-Ribbed Belt	41174HD	1982-1979; W/Non-Threaded Pulley	43233HD
1985; W/Big Cam IV Eng.; W/V-Belt Drive	44084HD	1982-1979; W/Threaded Pulley	43059HD
1985 Idler Pulley; W/Flat Idler Pulley	41173HD	1982-1979; W/O Pulley	42351HD
1985 Tensioner Pulley; W/Big Cam III Eng.; W/V-Ribbed Belt	41111HD	Caterpillar C12 Diesel	
1984	44055HD	2003	44060HD
		Cummins N14 Diesel	
		2000-1999	44052HD

Application Guide - Medium & Heavy Duty Trucks

Medium & Heavy
Duty Trucks

Application	Part No.	Application	Part No.
International/Navistar - Continued		International/Navistar - Continued	
2554 - Continued		2575 - Continued	
International/Navistar 530 Diesel		Cummins 6-Cyl. 14.0 L Diesel - Continued	
2002-1995	42318HD	1985; W/Big Cam IV Eng.; W/6-Ribbed Belt	44092HD
International/Navistar DT466 Diesel		1985 Idler Pulley; W/V-Ribbed Belt	41174HD
2002-1996	42318HD	1985; W/Big Cam IV Eng.; W/V-Belt Drive	44084HD
1995-1992	44059HD	1985 Idler Pulley; W/Flat Idler Pulley	41173HD
1991; W/Bolt-On Fan Clutch	44058HD	1985 Tensioner Pulley; W/Big Cam III Eng.; W/V-Ribbed Belt	41111HD
1991; W/Screw-On Fan Clutch	44059HD	1984	44055HD
1990-1986	44058HD	1983; W/Big Cam I & II Eng.	44086HD
2574		1983; W/Big Cam III Eng.	44055HD
Caterpillar 3406 Diesel		1982	44086HD
1982-1979; W/Flat Gear	45009HD	1981-1980	44086HD
1982-1979 Adapter	44600HDBP	1981-1980 Tensioner Pulley; W/V-Ribbed Belt	41111HD
Caterpillar C10 Diesel		1979; W/Full Flow Cool.	44064HD
2001	44060HD	1979 Idler Pulley; W/2-Groove Pulley	41129HD
Caterpillar C12 Diesel		Cummins L10 Diesel	
2003-1999	44060HD	1989-1984	44094HD
Cummins 6-Cyl. 14.0 L Diesel		Detroit Diesel 6-71 Diesel	
1990	44052HD	1986-1979; W/Turbo; W/Standard Rotation	42321HD
1990 Idler Pulley; W/V-Ribbed Belt	41174HD	1986-1979; W/Turbo; W/Reverse Rotation	42322HD
1990 Idler Pulley; W/Flat Idler Pulley	41173HD	1986-1979; W/O Turbo; W/Standard Rotation	42102HD
1989-1986; W/6-Ribbed Belt	44092HD	1986-1979; W/O Turbo; W/Reverse Rotation	42344HD
1989-1986 Idler Pulley; W/V-Ribbed Belt	41174HD	2654	
1989-1986; W/V-Belt Drive	44084HD	Caterpillar C12 Diesel	
1989-1986 Idler Pulley; W/Flat Idler Pulley	41173HD	2003	44060HD
1985; W/Big Cam IV Eng.; W/6-Ribbed Belt	44092HD	Cummins N14 Diesel	
1985 Idler Pulley; W/V-Ribbed Belt	41174HD	2000-1999	44052HD
1985; W/Big Cam IV Eng.; W/V-Belt Drive	44084HD	International/Navistar 530 Diesel	
1985 Idler Pulley; W/Flat Idler Pulley	41173HD	2002-1995	42318HD
1985 Tensioner Pulley; W/Big Cam III Eng.; W/V-Ribbed Belt	41111HD	International/Navistar DT466 Diesel	
1984	44055HD	2002-2000	42318HD
1983; W/Big Cam I & II Eng.	44086HD	1998-1994	42318HD
1983; W/Big Cam III Eng.	44055HD	1993-1992; W/Bolt-On Fan Clutch	44058HD
1982	44086HD	1993-1992; W/Screw-On Fan Clutch	44059HD
1981-1980	44086HD	1991-1989	44058HD
1981-1980 Tensioner Pulley; W/V-Ribbed Belt	41111HD	2674	
1979; W/Full Flow Cool.	44064HD	Caterpillar C12 Diesel	
1979 Idler Pulley; W/2-Groove Pulley	41129HD	2003-1999	44060HD
Cummins L10 Diesel		Cummins 6-Cyl. 14.0 L Diesel	
1998-1991	43307HD	1990	44052HD
1990-1984	44094HD	1990 Idler Pulley; W/V-Ribbed Belt	41174HD
Cummins M11 Diesel		1990 Idler Pulley; W/Flat Idler Pulley	41173HD
1997-1994	43307HD	1989-1986; W/6-Ribbed Belt	44092HD
Cummins N14 Diesel		1989-1986 Idler Pulley; W/V-Ribbed Belt	41174HD
2000-1991	44052HD	1989-1986; W/V-Belt Drive	44084HD
Detroit Diesel 6-71 Diesel		1989-1986 Idler Pulley; W/Flat Idler Pulley	41173HD
1987-1979; W/Turbo; W/Standard Rotation	42321HD	1985; W/Big Cam IV Eng.; W/6-Ribbed Belt	44092HD
1987-1979; W/Turbo; W/Reverse Rotation	42322HD	1985 Idler Pulley; W/V-Ribbed Belt	41174HD
1987-1979; W/O Turbo; W/Standard Rotation	42102HD	1985; W/Big Cam IV Eng.; W/V-Belt Drive	44084HD
1987-1979; W/O Turbo; W/Reverse Rotation	42344HD	1985 Idler Pulley; W/Flat Idler Pulley	41173HD
International/Navistar 530 Diesel		1985 Tensioner Pulley; W/Big Cam III Eng.; W/V-Ribbed Belt	41111HD
2003-1994	42318HD	1984	44055HD
International/Navistar DT466 Diesel		1983; W/Big Cam I & II Eng.	44086HD
2002-2001	42318HD	1983; W/Big Cam III Eng.	44055HD
2575		1982	44086HD
Cummins 6-Cyl. 14.0 L Diesel		1981-1980	44086HD
1989-1986; W/6-Ribbed Belt	44092HD	1981-1980 Tensioner Pulley; W/V-Ribbed Belt	41111HD
1989-1986 Idler Pulley; W/V-Ribbed Belt	41174HD	1979; W/Full Flow Cool.	44064HD
1989-1986; W/V-Belt Drive	44084HD	1979 Idler Pulley; W/2-Groove Pulley	41129HD
1989-1986 Idler Pulley; W/Flat Idler Pulley	41173HD		

Application Guide - Medium & Heavy Duty Trucks

Medium & Heavy Duty Trucks

Application	Part No.	Application	Part No.
International/Navistar - Continued		International/Navistar - Continued	
2674 - Continued		4400 - Continued	
Cummins ISM Diesel 2003	43307HD	International/Navistar DT466 Diesel	
Cummins L10 Diesel 1998-1991	43307HD	2007-2006	43325HD
1990-1984	44094HD	2005; W/5 Bolt-Hole Mount	43325HD
Cummins M11 Diesel 1997-1994	43307HD	2005; W/7 Bolt-Hole Mount	42318HD
Cummins N14 Diesel 2002	44052HD	2004-2003	42318HD
2000-1991	44052HD	2002; W/5 Bolt-Hole Mount	43325HD
Detroit Diesel 6-71 Diesel 1986-1979; W/Turbo; W/Standard Rotation	42321HD	2002; W/7 Bolt-Hole Mount	42318HD
1986-1979; W/Turbo; W/Reverse Rotation	42322HD	2002	42318HD
1986-1979; W/O Turbo; W/Standard Rotation	42102HD	International/Navistar DT570 Diesel	
1986-1979; W/O Turbo; W/Reverse Rotation	42344HD	2006	43325HD
International/Navistar 530 Diesel		International/Navistar MaxxForce DT Diesel	
2003-1994	42318HD	2008	43325HD
International/Navistar DT466 Diesel		International/Navistar VT365 Diesel	
2003	42318HD	2003	42589HD
2002; W/5 Bolt-Hole Mount	43325HD	4600	
2002; W/7 Bolt-Hole Mount	42318HD	International/Navistar T444 Diesel	
2002	42318HD	1995	45007
2001	42318HD	1994-1991	44053HD
2675		International/Navistar V-8 7.3 L Diesel	
Cummins 6-Cyl. 14.0 L Diesel 1989-1987; W/6-Ribbed Belt	44092HD	1990	44053HD
1989-1987 Idler Pulley; W/V-Ribbed Belt	41174HD	4700	
1989-1987; W/V-Belt Drive	44084HD	International/Navistar 530 Diesel	
1989-1987 Idler Pulley; W/Flat Idler Pulley	41173HD	2003-1997	42318HD
Cummins L10 Diesel 1989-1987	44094HD	International/Navistar DT360 Diesel	
4100		1994-1990; W/Bolt-On Fan Clutch	44058HD
International/Navistar MaxxForce 7 Diesel		1994-1990; W/Screw-On Fan Clutch	44059HD
2008	42244HD	International/Navistar DT408 Diesel	
International/Navistar VT365 Diesel		1997-1994	42318HD
2007-2006	42589HD	International/Navistar DT466 Diesel	
4200		2002; W/5 Bolt-Hole Mount	43325HD
International/Navistar VT365 Diesel		2002; W/7 Bolt-Hole Mount	42318HD
2008-2003	42589HD	2002	42318HD
4300		2001-1995	42318HD
International/Navistar DT466 Diesel		1994	44059HD
2007-2003	43325HD	International/Navistar T444 Diesel	
2002; W/5 Bolt-Hole Mount	43325HD	2001-1996	43545HD
2002; W/7 Bolt-Hole Mount	42318HD	1995	45007
International/Navistar MaxxForce DT Diesel		1994	44053HD
2008	43325HD	4800	
International/Navistar VT365 Diesel		International/Navistar 530 Diesel	
2003	42589HD	2002-1996	42318HD
4400		International/Navistar DT360 Diesel	
International/Navistar 530 Diesel		1994-1990; W/Bolt-On Fan Clutch	44058HD
2005-2002	42318HD	1994-1990; W/Screw-On Fan Clutch	44059HD
		International/Navistar DT408 Diesel	
		1997	42318HD
		1995-1994	42318HD

Application Guide - Medium & Heavy Duty Trucks

Application	Part No.	Application	Part No.
International/Navistar - Continued		International/Navistar - Continued	
4800 - Continued		5500i - Continued	
International/Navistar DT466 Diesel		Cummins ISM Diesel	
2003	42318HD	2007	43307HD
2002; W/5 Bolt-Hole Mount	43325HD	2001-2000	43307HD
2002; W/7 Bolt-Hole Mount	42318HD	Cummins ISX Diesel	
2002	42318HD	2007-2003	45054HD
2001-1995	42318HD	Cummins N14 Diesel	
1994-1993	44059HD	2003-2000	44052HD
1992-1991; W/Bolt-On Fan Clutch	44058HD	International/Navistar 530 Diesel	
1992-1991; W/Screw-On Fan Clutch	44059HD	2004-2000	42318HD
1990	44058HD	5600i	
International/Navistar T444 Diesel		Caterpillar C12 Diesel	
1997	43545HD	2004-2000	44060HD
1996-1995	45007	Caterpillar C15 Diesel	
4900		2007-2004	44062HD
International/Navistar 530 Diesel		Cummins ISX Diesel	
2003-1994	42318HD	2007-2003	45054HD
International/Navistar DT360 Diesel		Cummins N14 Diesel	
1993; W/Bolt-On Fan Clutch	44058HD	2003-2000	44052HD
1993; W/Screw-On Fan Clutch	44059HD	International/Navistar 530 Diesel	
International/Navistar DT408 Diesel		2005-2000	42318HD
1997-1994	42318HD	5900i	
International/Navistar DT466 Diesel		Caterpillar 3406 Diesel	
2003-1995	42318HD	2003	44051HD
1994-1993	44059HD	Caterpillar C12 Diesel	
1992; W/Low Mount Fan	44058HD	2004-2000	44060HD
1992; W/High Mount Fan	44059HD	Caterpillar C15 Diesel	
1991-1990	44058HD	2007-2004	44062HD
International/Navistar T444 Diesel		Cummins ISX Diesel	
1997	43545HD	2007-2003	45054HD
1996-1995	45007	Cummins N14 Diesel	
5000		2003-2000	44052HD
Caterpillar 3406 Diesel		7100	
1996	44054HD	International/Navistar 530 Diesel	
Cummins 6-Cyl. 14.0 L Diesel		1994	42318HD
1990	44052HD	International/Navistar DT466 Diesel	
1990 Idler Pulley; W/V-Ribbed Belt	41174HD	1995-1991; W/Bolt-On Fan Clutch	44058HD
1990 Idler Pulley; W/Flat Idler Pulley	41173HD	1995-1991; W/Screw-On Fan Clutch	44059HD
Cummins L10 Diesel		1990	44058HD
1998-1991	43307HD	International/Navistar T444 Diesel	
1998-1991 Idler Pulley	41175HD	1994	44053HD
1990	44094HD	7300	
Cummins M11 Diesel		International/Navistar DT466 Diesel	
1997-1996	43307HD	2007-2005	43325HD
1995	43307HD	2004-2002	42318HD
1995 Idler Pulley	41175HD	7400	
Cummins N14 Diesel		International/Navistar 530 Diesel	
1999-1991	44052HD	2003-2002	42318HD
International/Navistar 530 Diesel		International/Navistar 570 Diesel	
2000-1995	42318HD	2006	43325HD
5500i		International/Navistar DT466 Diesel	
Caterpillar C12 Diesel		2007-2004	43325HD
2004-2000	44060HD	2003; W/5 Bolt-Hole Mount	43325HD
Caterpillar C15 Diesel		2003; W/7 Bolt-Hole Mount	42318HD
2007-2006	44062HD		

Medium & Heavy Duty Trucks

Application Guide - Medium & Heavy Duty Trucks

Medium & Heavy Duty Trucks

Application	Part No.	Application	Part No.
International/Navistar - Continued		International/Navistar - Continued	
7400 - Continued		8200 - Continued	
International/Navistar DT466 Diesel - Continued		Cummins 6-Cyl. 14.0 L Diesel - Continued	
2002	42318HD	1990 Idler Pulley; W/Flat Idler Pulley	41173HD
International/Navistar DT570 Diesel		Cummins ISM Diesel	
2007	43325HD	1998	43307HD
2005	43325HD	Cummins L10 Diesel	
		1997-1991	43307HD
		1997-1991 Idler Pulley	41175HD
		1990	44094HD
7500		Cummins M11 Diesel	
International/Navistar 530 Diesel		1997-1994	43307HD
2003-2002	42318HD	Cummins N14 Diesel	
		1998-1991	44052HD
7600		Detroit Diesel 6-Cyl. 11.1 L Diesel	
Caterpillar 3406 Diesel		1998; W/Weep Chamber	46002HD
2003	44054HD	1998; W/O Weep Chamber	44066HD
Caterpillar C12 Diesel		1996-1991; W/Weep Chamber	46002HD
2004-2002	44060HD	1996-1991; W/O Weep Chamber	44066HD
8100		Detroit Diesel 6-Cyl. 12.7 L Diesel	
Caterpillar 3406 Diesel		1996-1991; W/Weep Chamber	46002HD
1998	44054HD	1996-1991; W/O Weep Chamber	44066HD
1996	44054HD	Detroit Diesel Series 50 Diesel; Detroit Diesel Series 60 Diesel	
Cummins L10 Diesel		1997; W/Weep Chamber	46002HD
1998	43307HD	1997; W/O Weep Chamber	44066HD
1997-1991	43307HD	International/Navistar 530 Diesel	
1997-1991 Idler Pulley	41175HD	1997-1996	42318HD
1990	44094HD		
Cummins M11 Diesel		8300	
1997-1996	43307HD	Caterpillar 3406 Diesel	
1995	43307HD	1994-1993; W/Flat Gear	45009HD
1995 Idler Pulley	41175HD	1994-1993; W/Dished Gear	44054HD
1994	43307HD	1994-1993 Adapter	44600HDBP
Cummins N14 Diesel		1992-1988; W/Flat Gear	45009HD
1999-1995	44052HD	1992-1988 Adapter	44600HDBP
Detroit Diesel 6-Cyl. 11.1 L Diesel; Detroit Diesel 6-Cyl. 12.7 L Diesel		Cummins 6-Cyl. 14.0 L Diesel	
1996; W/Weep Chamber	46002HD	1990	44052HD
1996; W/O Weep Chamber	44066HD	1990 Idler Pulley; W/V-Ribbed Belt	41174HD
1993-1991; W/Weep Chamber	46002HD	1990 Idler Pulley; W/Flat Idler Pulley	41173HD
1993-1991; W/O Weep Chamber	44066HD	1989-1988; W/6-Ribbed Belt	44092HD
Detroit Diesel Series 50 Diesel		1989-1988 Idler Pulley; W/V-Ribbed Belt	41174HD
1998-1994; W/Weep Chamber	46002HD	1989-1988; W/V-Belt Drive	44084HD
1998-1994; W/O Weep Chamber	44066HD	1989-1988 Idler Pulley; W/Flat Idler Pulley	41173HD
International/Navistar 530 Diesel		Cummins L10 Diesel	
2003-1994	42318HD	1994-1991	43307HD
International/Navistar DT466 Diesel		1994-1991 Idler Pulley	41175HD
2003-1995	42318HD	1990-1988	44094HD
1994-1993	44059HD	Cummins N14 Diesel	
1992	44058HD	1994-1991	44052HD
1991; W/Bolt-On Fan Clutch	44058HD	Detroit Diesel 6-Cyl. 11.1 L Diesel; Detroit Diesel 6-Cyl. 12.7 L Diesel	
1991; W/Screw-On Fan Clutch	44059HD	1994-1991; W/Weep Chamber	46002HD
1990	44058HD	1994-1991; W/O Weep Chamber	44066HD
8200			
Caterpillar 3406 Diesel		8500	
1998-1996	44054HD	International/Navistar 530 Diesel	
1995-1993; W/Flat Gear	45009HD	2005-2002	42318HD
1995-1993; W/Dished Gear	44054HD	International/Navistar DT466 Diesel	
1995-1993 Adapter	44600HDBP	2002	42318HD
1992-1990; W/Flat Gear	45009HD		
1992-1990 Adapter	44600HDBP		
Cummins 6-Cyl. 14.0 L Diesel			
1990	44052HD		
1990 Idler Pulley; W/V-Ribbed Belt	41174HD		

Application Guide - Medium & Heavy Duty Trucks

Application	Part No.	Application	Part No.
International/Navistar - Continued		International/Navistar - Continued	
8600		9200i - Continued	
Caterpillar C12 Diesel 2004-2002	44060HD	Detroit Diesel Series 60 Diesel 2000; W/Weep Chamber	46002HD
Cummins ISM Diesel 2004	45055HD	2000; W/O Weep Chamber	44066HD
9100		9300	
Caterpillar 3406 Diesel 1998	44054HD	Caterpillar 3406 Diesel 1999-1996	44054HD
Cummins M11 Diesel 1998	43307HD	1995-1993; W/Flat Gear	45009HD
Cummins N14 Diesel 1999-1998	44052HD	1995-1993; W/Dished Gear	44054HD
Detroit Diesel Series 60 Diesel 1999-1998; W/Weep Chamber	46002HD	1995-1993 Adapter	44600HDBP
1999-1998; W/O Weep Chamber	44066HD	1992-1988; W/Flat Gear	45009HD
9100i		1992-1988 Adapter	44600HDBP
Caterpillar C12 Diesel 2003-2000	44060HD	Cummins 6-Cyl. 14.0 L Diesel 1990	44052HD
Cummins N14 Diesel 2003-2000	44052HD	1990 Idler Pulley; W/V-Ribbed Belt	41174HD
Detroit Diesel 6-Cyl. 12.7 L Diesel 2003-2001; W/Weep Chamber	46002HD	1990 Idler Pulley; W/Flat Idler Pulley	41173HD
2003-2001; W/O Weep Chamber	44066HD	1989-1988; W/6-Ribbed Belt	44092HD
Detroit Diesel Series 60 Diesel 2000; W/Weep Chamber	46002HD	1989-1988 Idler Pulley; W/V-Ribbed Belt	41174HD
2000; W/O Weep Chamber	44066HD	1989-1988; W/V-Belt Drive	44084HD
9200		1989-1988 Idler Pulley; W/Flat Idler Pulley	41173HD
Caterpillar 3406 Diesel 1998-1996	44054HD	Cummins L10 Diesel 1994-1991	43307HD
1995; W/Flat Gear	45009HD	1990-1988	44094HD
1995; W/Dished Gear	44054HD	Cummins M11 Diesel 1998-1995	43307HD
1995 Adapter	44600HDBP	Cummins N14 Diesel 1999-1991	44052HD
Cummins L10 Diesel 1994-1993	43307HD	Detroit Diesel 6-Cyl. 11.1 L Diesel 1997-1992; W/Weep Chamber	46002HD
1994-1993 Idler Pulley	41175HD	1997-1992; W/O Weep Chamber	44066HD
Cummins M11 Diesel 1998-1994	43307HD	Detroit Diesel 6-Cyl. 12.7 L Diesel 1999; W/Weep Chamber	46002HD
Cummins N14 Diesel 1999-1995	44052HD	1999; W/O Weep Chamber	44066HD
Detroit Diesel 6-Cyl. 11.1 L Diesel; Detroit Diesel 6-Cyl. 12.7 L Diesel 1997-1994; W/Weep Chamber	46002HD	1997-1992; W/Weep Chamber	46002HD
1997-1994; W/O Weep Chamber	44066HD	1997-1992; W/O Weep Chamber	44066HD
Detroit Diesel Series 60 Diesel 1999-1998; W/Weep Chamber	46002HD	Detroit Diesel Series 60 Diesel 1998; W/Weep Chamber	46002HD
1999-1998; W/O Weep Chamber	44066HD	1998; W/O Weep Chamber	44066HD
9200i		9370	
Caterpillar C12 Diesel 2004-2000	44060HD	Caterpillar 3406 Diesel 1987-1985; W/Flat Gear	45009HD
Caterpillar C15 Diesel 2004-2003	44062HD	1987-1985 Adapter	44600HDBP
Caterpillar C16 Diesel 2003	44051HD	Cummins 6-Cyl. 14.0 L Diesel 1987-1986; W/6-Ribbed Belt	44092HD
Cummins ISX Diesel 2011-2008	45052HD	1987-1986 Idler Pulley; W/V-Ribbed Belt	41174HD
2007-2003	45054HD	1987-1986; W/V-Belt Drive	44084HD
Cummins N14 Diesel 2003-2000	44052HD	1987-1986 Idler Pulley; W/Flat Idler Pulley	41173HD
Detroit Diesel 6-Cyl. 12.7 L Diesel 2003-2001; W/Weep Chamber	46002HD	1985; W/Big Cam IV Eng.; W/6-Ribbed Belt	44092HD
2003-2001; W/O Weep Chamber	44066HD	1985 Idler Pulley; W/V-Ribbed Belt	41174HD
		1985; W/Big Cam IV Eng.; W/V-Belt Drive	44084HD
		1985 Idler Pulley; W/Flat Idler Pulley	41173HD
		1985 Tensioner Pulley; W/Big Cam III Eng.; W/V-Ribbed Belt	41111HD
		Cummins L10 Diesel 1987-1986	44094HD
		9400	
		Caterpillar 3406 Diesel 1999-1996	44054HD
		1995-1993; W/Flat Gear	45009HD
		1995-1993; W/Dished Gear	44054HD
		1995-1993 Adapter	44600HDBP
		1992-1990; W/Flat Gear	45009HD
		1992-1990 Adapter	44600HDBP

Medium & Heavy
Duty Trucks

Application Guide - Medium & Heavy Duty Trucks

Medium & Heavy Duty Trucks

Application	Part No.	Application	Part No.
International/Navistar - Continued		International/Navistar - Continued	
9400 - Continued		9600 - Continued	
Cummins 6-Cyl. 14.0 L Diesel		Cummins L10 Diesel -	
1990	44052HD	Continued	
1990 Idler Pulley; W/V-Ribbed Belt	41174HD	1990-1989	44094HD
1990 Idler Pulley; W/Flat Idler Pulley	41173HD	Cummins M11 Diesel	
Cummins L10 Diesel		1996-1994	43307HD
1994-1991	43307HD	Cummins N14 Diesel	
1990	44094HD	1996-1991	44052HD
Cummins M11 Diesel		Detroit Diesel 6-Cyl. 11.1 L	
1998-1995	43307HD	Diesel; Detroit Diesel 6-Cyl.	
Cummins N14 Diesel		12.7 L Diesel	
1999-1991	44052HD	1996-1995; W/Weep Chamber	46002HD
Detroit Diesel 6-Cyl. 11.1 L		1996-1995; W/O Weep Chamber	44066HD
Diesel; Detroit Diesel 6-Cyl.		Detroit Diesel Series 60 Diesel	
12.7 L Diesel		1994-1992; W/Weep Chamber	46002HD
1996-1995; W/Weep Chamber	46002HD	1994-1992; W/O Weep Chamber	44066HD
1996-1995; W/O Weep Chamber	44066HD	9700	
Detroit Diesel Series 60 Diesel		Caterpillar 3208 Diesel	
1999-1997; W/Weep Chamber	46002HD	1990; W/Non-Threaded Pulley	43233HD
1999-1997; W/O Weep Chamber	44066HD	1990; W/Threaded Pulley	43059HD
1994-1992; W/Weep Chamber	46002HD	1990; W/O Pulley	42351HD
1994-1992; W/O Weep Chamber	44066HD	Caterpillar 3406 Diesel	
9400i		1996-1993; W/Flat Gear	45009HD
Caterpillar 3406 Diesel		1996-1993; W/Dished Gear	44054HD
2000	44054HD	1996-1993 Adapter	44600HDBP
Caterpillar C12 Diesel		1992-1989; W/Flat Gear	45009HD
2003-2000	44060HD	1992-1989 Adapter	44600HDBP
Caterpillar C15 Diesel		Cummins 6-Cyl. 14.0 L Diesel	
2007-2000	44062HD	1990	44052HD
Caterpillar C16 Diesel		1990 Idler Pulley; W/V-Ribbed Belt	41174HD
2003-2000	44051HD	1990 Idler Pulley; W/Flat Idler Pulley	41173HD
Cummins ISX Diesel		1989-1988; W/6-Ribbed Belt	44092HD
2007-2003	45054HD	1989-1988 Idler Pulley; W/V-Ribbed Belt	41174HD
Cummins N14 Diesel		1989-1988; W/V-Belt Drive	44084HD
2003-2000	44052HD	1989-1988 Idler Pulley; W/Flat Idler Pulley	41173HD
Detroit Diesel 6-Cyl. 12.7 L		Cummins L10 Diesel	
Diesel		1994-1991	43307HD
2003-2001; W/Weep Chamber	46002HD	1994-1991 Idler Pulley	41175HD
2003-2001; W/O Weep Chamber	44066HD	1990-1988	44094HD
Detroit Diesel Series 60 Diesel		Cummins M11 Diesel	
2000; W/Weep Chamber	46002HD	1996-1994	43307HD
2000; W/O Weep Chamber	44066HD	Cummins N14 Diesel	
9600		1996-1991	44052HD
Caterpillar 3208 Diesel		Detroit Diesel 6-Cyl. 11.1 L	
1990; W/Non-Threaded Pulley	43233HD	Diesel; Detroit Diesel 6-Cyl.	
1990; W/Threaded Pulley	43059HD	12.7 L Diesel	
1990; W/O Pulley	42351HD	1996-1995; W/Weep Chamber	46002HD
Caterpillar 3406 Diesel		1996-1995; W/O Weep Chamber	44066HD
1996-1993; W/Flat Gear	45009HD	Detroit Diesel Series 60 Diesel	
1996-1993; W/Dished Gear	44054HD	1994-1992; W/Weep Chamber	46002HD
1996-1993 Adapter	44600HDBP	1994-1992; W/O Weep Chamber	44066HD
1992-1989; W/Flat Gear	45009HD	9800	
1992-1989 Adapter	44600HDBP	Cummins M11 Diesel	
Cummins 6-Cyl. 14.0 L Diesel		1999-1996	43307HD
1990	44052HD	Cummins N14 Diesel	
1990 Idler Pulley; W/V-Ribbed Belt	41174HD	1999-1996	44052HD
1990 Idler Pulley; W/Flat Idler Pulley	41173HD	Detroit Diesel 6-Cyl. 11.1 L	
1989; W/6-Ribbed Belt	44092HD	Diesel; Detroit Diesel 6-Cyl.	
1989 Idler Pulley; W/V-Ribbed Belt	41174HD	12.7 L Diesel	
1989; W/V-Belt Drive	44084HD	1996; W/Weep Chamber	46002HD
1989 Idler Pulley; W/Flat Idler Pulley	41173HD	1996; W/O Weep Chamber	44066HD
Cummins L10 Diesel		Detroit Diesel Series 60 Diesel	
1994-1991	43307HD	1999-1997; W/Weep Chamber	46002HD
1994-1991 Idler Pulley	41175HD	1999-1997; W/O Weep Chamber	44066HD

Application Guide - Medium & Heavy Duty Trucks

 Medium & Heavy
Duty Trucks

Application	Part No.	Application	Part No.
International/Navistar - Continued		International/Navistar - Continued	
9900		CargoStar Series - Continued	
Caterpillar 3406 Diesel 1999	44054HD	Cummins 6-Cyl. 14.0 L Diesel - Continued	
Cummins N14 Diesel 1999	44052HD	1979-1978; W/Full Flow Cool.	44064HD
Detroit Diesel Series 60 Diesel 1999; W/Weep Chamber	46002HD	1979-1978 Idler Pulley; W/2-Groove Pulley	41129HD
1999; W/O Weep Chamber	44066HD	Cummins NH230 Diesel	
9900i		1979-1978; W/Pulley	43238HD
Caterpillar 3406 Diesel 2000	44054HD	1979-1978; W/O Pulley	42309
Caterpillar C12 Diesel 2004-2000	44060HD	Detroit Diesel 6V-53 Diesel	
Caterpillar C15 Diesel 2007-2000	44062HD	1979-1973; W/Clockwise Eng. Rotation	43310HD
Caterpillar C16 Diesel 2003-2000	44051HD	1979-1973; W/Counterclockwise Eng. Rotation	43309HD
Cummins ISX Diesel 2008	45052HD	International/Navistar V-8 6.9 L Diesel	
2007-2003	45054HD	1986-1984	44053HD
Cummins ISX15 Diesel 2016-2015	45052HD	International/Navistar V-8 9.0 L Diesel	
2013	45054HD	1986-1980	42114HD
Cummins N14 Diesel 2003-2000	44052HD	International/Navistar V345 1984-1978	42111HD
Detroit Diesel 6-Cyl. 12.7 L Diesel		International/Navistar V537 1981-1979	43443HD
2003-2001; W/Weep Chamber	46002HD	CO TranStar II Series	
2003-2001; W/O Weep Chamber	44066HD	Caterpillar 3406 Diesel	
Detroit Diesel Series 60 Diesel 2000; W/Weep Chamber	46002HD	1982; W/Flat Gear	45009HD
2000; W/O Weep Chamber	44066HD	1982 Adapter	44600HDBP
9900ix		1979-1975; W/Flat Gear	45009HD
Caterpillar 3406 Diesel 2000	44054HD	1979-1975 Adapter	44600HDBP
Caterpillar C12 Diesel 2003-2000	44060HD	Cummins 6-Cyl. 14.0 L Diesel	
Caterpillar C15 Diesel 2007-2000	44062HD	1982	44086HD
Caterpillar C16 Diesel 2002-2000	44051HD	1981-1980	44086HD
Cummins ISX Diesel 2007-2003	45054HD	1981-1980 Tensioner Pulley; W/V-Ribbed Belt	41111HD
Cummins N14 Diesel 2003-2000	44052HD	1979-1975; W/Full Flow Cool.	44064HD
Detroit Diesel 6-Cyl. 12.7 L Diesel		1979-1975 Idler Pulley; W/2-Groove Pulley	41129HD
2002-2001; W/Weep Chamber	46002HD	Cummins NH230 Diesel	
2002-2001; W/O Weep Chamber	44066HD	1979-1975; W/Pulley	43238HD
Detroit Diesel Series 60 Diesel 2000; W/Weep Chamber	46002HD	1979-1975; W/O Pulley	42309
2000; W/O Weep Chamber	44066HD	CO9670	
Binder Series		Caterpillar 3406 Diesel	
International/Navistar V345 1978	42111HD	1988-1987; W/Flat Gear	45009HD
CargoStar Series		1988-1987 Adapter	44600HDBP
Caterpillar 3208 Diesel 1983-1976; W/Non-Threaded Pulley	43233HD	Cummins 6-Cyl. 14.0 L Diesel	
1983-1976; W/Threaded Pulley	43059HD	1988-1986; W/6-Ribbed Belt	44092HD
1983-1976; W/O Pulley	42351HD	1988-1986 Idler Pulley; W/V-Ribbed Belt	41174HD
Cummins 6-Cyl. 14.0 L Diesel 1982	44086HD	1988-1986; W/V-Belt Drive	44084HD
1981-1980	44086HD	1988-1986 Idler Pulley; W/Flat Idler Pulley	41173HD
1981-1980 Tensioner Pulley; W/V-Ribbed Belt	41111HD	1985; W/Big Cam IV Eng.; W/6-Ribbed Belt	44092HD
		1985 Idler Pulley; W/V-Ribbed Belt	41174HD
		1985; W/Big Cam IV Eng.; W/V-Belt Drive	44084HD
		1985 Idler Pulley; W/Flat Idler Pulley	41173HD
		1985 Tensioner Pulley; W/Big Cam III Eng.; W/V-Ribbed Belt	41111HD
		1984	44055HD
		1983; W/Big Cam I & II Eng.	44086HD
		1983; W/Big Cam III Eng.	44055HD
		1982	44086HD
		Cummins L10 Diesel	
		1988-1986	44094HD
		COF5870	
		Cummins 6-Cyl. 14.0 L Diesel	
		1988-1987; W/6-Ribbed Belt	44092HD
		1988-1987 Idler Pulley; W/V-Ribbed Belt	41174HD
		1988-1987; W/V-Belt Drive	44084HD
		1988-1987 Idler Pulley; W/Flat Idler Pulley	41173HD

Application Guide - Medium & Heavy Duty Trucks

Medium & Heavy
Duty Trucks

Application	Part No.	Application	Part No.
International/Navistar - Continued		International/Navistar - Continued	
COF9670		F2050A	
Caterpillar 3406 Diesel		Detroit Diesel 6V-53 Diesel	
1988-1985; W/Flat Gear	45009HD	1967-1966; W/Clockwise Eng. Rotation	43310HD
1988-1985 Adapter	44600HDBP	1967-1966; W/Counterclockwise Eng. Rotation	43309HD
1982; W/Flat Gear	45009HD	F2125	
1982 Adapter	44600HDBP	International/Navistar V537	
Cummins 6-Cyl. 14.0 L Diesel		1981-1979	43443HD
1988-1986; W/6-Ribbed Belt	44092HD	F2275	
1988-1986 Idler Pulley; W/V-Ribbed Belt	41174HD	Caterpillar 3406 Diesel	
1988-1986; W/V-Belt Drive	44084HD	1982-1979; W/Flat Gear	45009HD
1988-1986 Idler Pulley; W/Flat Idler Pulley	41173HD	1982-1979 Adapter	44600HDBP
1985; W/Big Cam IV Eng.; W/6-Ribbed Belt	44092HD	Cummins 6-Cyl. 14.0 L Diesel	
1985 Idler Pulley; W/V-Ribbed Belt	41174HD	1989-1986; W/6-Ribbed Belt	44092HD
1985; W/Big Cam IV Eng.; W/V-Belt Drive	44084HD	1989-1986 Idler Pulley; W/V-Ribbed Belt	41174HD
1985 Idler Pulley; W/Flat Idler Pulley	41173HD	1989-1986; W/V-Belt Drive	44084HD
1985 Tensioner Pulley; W/Big Cam III Eng.;		1989-1986 Idler Pulley; W/Flat Idler Pulley	41173HD
W/V-Ribbed Belt	41111HD	1985; W/Big Cam IV Eng.; W/6-Ribbed Belt	44092HD
1984	44055HD	1985 Idler Pulley; W/V-Ribbed Belt	41174HD
1983; W/Big Cam I & II Eng.	44086HD	1985; W/Big Cam IV Eng.; W/V-Belt Drive	44084HD
1983; W/Big Cam III Eng.	44055HD	1985 Idler Pulley; W/Flat Idler Pulley	41173HD
1982	44086HD	1985 Tensioner Pulley; W/Big Cam III Eng.;	
Cummins L10 Diesel		W/V-Ribbed Belt	41111HD
1988-1986	44094HD	1984	44055HD
CXT		1983; W/Big Cam I & II Eng.	44086HD
International/Navistar DT466		1983; W/Big Cam III Eng.	44055HD
Diesel		1982	44086HD
2007-2005	43325HD	1981	44086HD
International/Navistar		1981 Tensioner Pulley; W/V-Ribbed Belt	41111HD
MaxxForce DT Diesel		1980	44086HD
2008	43325HD	1979; W/Full Flow Cool.	44064HD
DuraStar 4100		1979 Idler Pulley; W/2-Groove Pulley	41129HD
International/Navistar		Detroit Diesel 6-71 Diesel	
MaxxForce 7 Diesel		1986-1979; W/Turbo; W/Standard Rotation	42321HD
2010-2008	42244HD	1986-1979; W/Turbo; W/Reverse Rotation	42322HD
DuraStar 4300		1986-1979; W/O Turbo; W/Standard Rotation	42102HD
International/Navistar		1986-1979; W/O Turbo; W/Reverse Rotation	42344HD
MaxxForce 7 Diesel		F2276	
2014-2012	42244HD	Cummins 6-Cyl. 14.0 L Diesel	
2009-2008	42244HD	1989-1986; W/6-Ribbed Belt	44092HD
International/Navistar		1989-1986 Idler Pulley; W/V-Ribbed Belt	41174HD
MaxxForce DT Diesel		1989-1986; W/V-Belt Drive	44084HD
2015-2013	42355HD	1989-1986 Idler Pulley; W/Flat Idler Pulley	41173HD
2012-2008	43325HD	1985; W/Big Cam IV Eng.; W/6-Ribbed Belt	44092HD
DuraStar 4400		1985 Idler Pulley; W/V-Ribbed Belt	41174HD
International/Navistar		1985; W/Big Cam IV Eng.; W/V-Belt Drive	44084HD
MaxxForce 7 Diesel		1985 Idler Pulley; W/Flat Idler Pulley	41173HD
2014-2012	42244HD	1985 Tensioner Pulley; W/Big Cam III Eng.;	
International/Navistar		W/V-Ribbed Belt	41111HD
MaxxForce DT Diesel		1984	44055HD
2015-2012	42355HD	1983; W/Big Cam I & II Eng.	44086HD
2011-2009	43325HD	1983; W/Big Cam III Eng.	44055HD
F1954		Detroit Diesel 6-71 Diesel	
Caterpillar 3208 Diesel		1985-1983; W/Turbo; W/Standard Rotation	42321HD
1982-1979; W/Non-Threaded Pulley	43233HD	1985-1983; W/Turbo; W/Reverse Rotation	42322HD
1982-1979; W/Threaded Pulley	43059HD	1985-1983; W/O Turbo; W/Standard Rotation	42102HD
1982-1979; W/O Pulley	42351HD	1985-1983; W/O Turbo; W/Reverse Rotation	42344HD
International/Navistar DT466		F2375	
Diesel		Cummins L10 Diesel	
1989-1986	44058HD	1989-1983	44094HD
International/Navistar V-8 9.0 L		F2524	
Diesel		International/Navistar V537	
1982-1980	42114HD	1981-1979	43443HD

Application Guide - Medium & Heavy Duty Trucks

Medium & Heavy Duty Trucks

Application	Part No.	Application	Part No.
International/Navistar - Continued		International/Navistar - Continued	
F2554		F2654	
Caterpillar 3208 Diesel		Caterpillar 3208 Diesel	
1982-1979; W/Non-Threaded Pulley	43233HD	1982-1979; W/Non-Threaded Pulley	43233HD
1982-1979; W/Threaded Pulley	43059HD	1982-1979; W/Threaded Pulley	43059HD
1982-1979; W/O Pulley	42351HD	1982-1979; W/O Pulley	42351HD
International/Navistar DT466 Diesel		International/Navistar DT466 Diesel	
1989-1986	44058HD	1989-1986	44058HD
F2574		F2674	
Caterpillar 3406 Diesel		Cummins 6-Cyl. 14.0 L Diesel	
1982-1979; W/Flat Gear	45009HD	1989-1988; W/6-Ribbed Belt	44092HD
1982-1979 Adapter	44600HDBP	1989-1988 Idler Pulley; W/V-Ribbed Belt	41174HD
Cummins 6-Cyl. 14.0 L Diesel		1989-1988; W/V-Belt Drive	44084HD
1989-1986; W/6-Ribbed Belt	44092HD	1989-1988 Idler Pulley; W/Flat Idler Pulley	41173HD
1989-1986 Idler Pulley; W/V-Ribbed Belt	41174HD	1987; W/6-Ribbed Belt	44092HD
1989-1986; W/V-Belt Drive	44084HD	1987; W/V-Belt Drive	44084HD
1989-1986 Idler Pulley; W/Flat Idler Pulley	41173HD	1986; W/6-Ribbed Belt	44092HD
1985; W/Big Cam IV Eng.; W/6-Ribbed Belt	44092HD	1986 Idler Pulley; W/V-Ribbed Belt	41174HD
1985 Idler Pulley; W/V-Ribbed Belt	41174HD	1986; W/V-Belt Drive	44084HD
1985; W/Big Cam IV Eng.; W/V-Belt Drive	44084HD	1986 Idler Pulley; W/Flat Idler Pulley	41173HD
1985 Idler Pulley; W/Flat Idler Pulley	41173HD	1985; W/Big Cam IV Eng.; W/6-Ribbed Belt	44092HD
1985 Tensioner Pulley; W/Big Cam III Eng.; W/V-Ribbed Belt	41111HD	1985 Idler Pulley; W/V-Ribbed Belt	41174HD
1984	44055HD	1985; W/Big Cam IV Eng.; W/V-Belt Drive	44084HD
1983; W/Big Cam I & II Eng.	44086HD	1985 Idler Pulley; W/Flat Idler Pulley	41173HD
1983; W/Big Cam III Eng.	44055HD	1985 Tensioner Pulley; W/Big Cam III Eng.; W/V-Ribbed Belt	41111HD
1982	44086HD	1984	44055HD
1981-1980	44086HD	1983; W/Big Cam I & II Eng.	44086HD
1981-1980 Tensioner Pulley; W/V-Ribbed Belt	41111HD	1983; W/Big Cam III Eng.	44055HD
1979; W/Full Flow Cool.	44064HD	1982	44086HD
1979 Idler Pulley; W/2-Groove Pulley	41129HD	1981-1980	44086HD
Cummins L10 Diesel		1981-1980 Tensioner Pulley; W/V-Ribbed Belt	41111HD
1989-1984	44094HD	1979; W/Full Flow Cool.	44064HD
Detroit Diesel 6-71 Diesel		1979 Idler Pulley; W/2-Groove Pulley	41129HD
1986-1979; W/Turbo; W/Standard Rotation	42321HD	Cummins L10 Diesel	
1986-1979; W/Turbo; W/Reverse Rotation	42322HD	1989-1984	44094HD
1986-1979; W/O Turbo; W/Standard Rotation	42102HD	Detroit Diesel 6-71 Diesel	
1986-1979; W/O Turbo; W/Reverse Rotation	42344HD	1986-1979; W/Turbo; W/Standard Rotation	42321HD
F2575		1986-1979; W/Turbo; W/Reverse Rotation	42322HD
Cummins 6-Cyl. 14.0 L Diesel		1986-1979; W/O Turbo; W/Standard Rotation	42102HD
1989-1986; W/6-Ribbed Belt	44092HD	1986-1979; W/O Turbo; W/Reverse Rotation	42344HD
1989-1986 Idler Pulley; W/V-Ribbed Belt	41174HD	F2675	
1989-1986; W/V-Belt Drive	44084HD	Cummins 6-Cyl. 14.0 L Diesel	
1989-1986 Idler Pulley; W/Flat Idler Pulley	41173HD	1989-1987; W/6-Ribbed Belt	44092HD
1985; W/Big Cam IV Eng.; W/6-Ribbed Belt	44092HD	1989-1987 Idler Pulley; W/V-Ribbed Belt	41174HD
1985 Idler Pulley; W/V-Ribbed Belt	41174HD	1989-1987; W/V-Belt Drive	44084HD
1985; W/Big Cam IV Eng.; W/V-Belt Drive	44084HD	1989-1987 Idler Pulley; W/Flat Idler Pulley	41173HD
1985 Idler Pulley; W/Flat Idler Pulley	41173HD	Cummins L10 Diesel	
1985 Tensioner Pulley; W/Big Cam III Eng.; W/V-Ribbed Belt	41111HD	1989-1987	44094HD
1984	44055HD	F9370	
1983; W/Big Cam I & II Eng.	44086HD	Caterpillar 3406 Diesel	
1983; W/Big Cam III Eng.	44055HD	1987-1985; W/Flat Gear	45009HD
1982	44086HD	1987-1985 Adapter	44600HDBP
Cummins L10 Diesel		Cummins 6-Cyl. 14.0 L Diesel	
1989-1984	44094HD	1987-1986; W/6-Ribbed Belt	44092HD
Detroit Diesel 6-71 Diesel		1987-1986 Idler Pulley; W/V-Ribbed Belt	41174HD
1984-1981; W/Turbo; W/Standard Rotation	42321HD	1987-1986; W/V-Belt Drive	44084HD
1984-1981; W/Turbo; W/Reverse Rotation	42322HD	1987-1986 Idler Pulley; W/Flat Idler Pulley	41173HD
1984-1981; W/O Turbo; W/Standard Rotation	42102HD	1985; W/Big Cam IV Eng.; W/6-Ribbed Belt	44092HD
1984-1981; W/O Turbo; W/Reverse Rotation	42344HD	1985 Idler Pulley; W/V-Ribbed Belt	41174HD
F2624		1985; W/Big Cam IV Eng.; W/V-Belt Drive	44084HD
International/Navistar V537		1985 Idler Pulley; W/Flat Idler Pulley	41173HD
1981-1979	43443HD	1985 Tensioner Pulley; W/Big Cam III Eng.; W/V-Ribbed Belt	41111HD

Application Guide - Medium & Heavy Duty Trucks

Medium & Heavy
Duty Trucks

Application	Part No.	Application	Part No.
International/Navistar - Continued		International/Navistar - Continued	
F9370 - Continued		PayStar 5500i	
Cummins L10 Diesel 1987-1986	44094HD	Cummins ISM Diesel 2008	43307HD
FleetStar A Series		Cummins ISX Diesel 2011-2008	45052HD
Caterpillar 3208 Diesel 1975-1974; W/Non-Threaded Pulley	43233HD	PayStar 5600i	
1975-1974; W/Threaded Pulley	43059HD	Caterpillar C15 Diesel 2009	44051HD
1975-1974; W/O Pulley	42351HD	2008	44062HD
Caterpillar 3406 Diesel 1977-1973; W/Flat Gear	45009HD	Cummins ISL Diesel 2008	42146HD
1977-1973 Adapter	44600HDBP	Cummins ISM Diesel 2009	45055HD
Cummins 6-Cyl. 14.0 L Diesel 1975-1973; W/Full Flow Cool.	44064HD	Cummins ISX Diesel 2011-2008	45052HD
1975-1973 Idler Pulley; W/2-Groove Pulley	41129HD	PayStar 5900i	
Cummins NH230 Diesel 1977-1973; W/Pulley	43238HD	Cummins ISX Diesel 2011-2008	45052HD
1977-1973; W/O Pulley	42309	Cummins ISX15 Diesel 2015	45052HD
Detroit Diesel 6-71 Diesel 1977-1974; W/Turbo; W/Standard Rotation	42321HD	PayStar Series	
1977-1974; W/Turbo; W/Reverse Rotation	42322HD	Caterpillar 3208 Diesel 1982-1974; W/Non-Threaded Pulley	43233HD
1977-1974; W/O Turbo; W/Standard Rotation	42102HD	1982-1974; W/Threaded Pulley	43059HD
1977-1974; W/O Turbo; W/Reverse Rotation	42344HD	1982-1974; W/O Pulley	42351HD
Detroit Diesel 6V-53 Diesel 1976-1968; W/Clockwise Eng. Rotation	43310HD	Cummins 6-Cyl. 14.0 L Diesel 1989-1986; W/6-Ribbed Belt	44092HD
1976-1968; W/Counterclockwise Eng. Rotation	43309HD	1989-1986 Idler Pulley; W/V-Ribbed Belt	41174HD
International/Navistar V537 1978	43443HD	1989-1986; W/V-Belt Drive	44084HD
FleetStar D Series		1989-1986 Idler Pulley; W/Flat Idler Pulley	41173HD
Cummins NH230 Diesel 1973-1970; W/Pulley	43238HD	1985; W/Big Cam IV Eng.; W/6-Ribbed Belt	44092HD
1973-1970; W/O Pulley	42309	1985 Idler Pulley; W/V-Ribbed Belt	41174HD
LoadStar Series		1985; W/Big Cam IV Eng.; W/V-Belt Drive	44084HD
Caterpillar 3208 Diesel 1978-1975; W/Non-Threaded Pulley	43233HD	1985 Idler Pulley; W/Flat Idler Pulley	41173HD
1978-1975; W/Threaded Pulley	43059HD	1985 Tensioner Pulley; W/Big Cam III Eng.; W/V-Ribbed Belt	41111HD
1978-1975; W/O Pulley	42351HD	1984	44055HD
Detroit Diesel 6V-53 Diesel 1977-1973; W/Clockwise Eng. Rotation	43310HD	1983; W/Big Cam I & II Eng.	44086HD
1977-1973; W/Counterclockwise Eng. Rotation	43309HD	1983; W/Big Cam III Eng.	44055HD
International/Navistar V345 1978	42111HD	1982	44086HD
LoneStar		1981-1980	44086HD
Cummins ISX Diesel 2011-2009	45052HD	1981-1980 Tensioner Pulley; W/V-Ribbed Belt	41111HD
Cummins ISX15 Diesel 2015	45052HD	1979-1977; W/Full Flow Cool.	44064HD
Metro II		1979-1977 Idler Pulley; W/2-Groove Pulley	41129HD
International/Navistar V-8 6.9 L Diesel 1988-1987	44053HD	Cummins L10 Diesel 1989-1984	44094HD
International/Navistar V-8 7.3 L Diesel 1992-1988	44053HD	Cummins NH230 Diesel 1979-1978; W/Pulley	43238HD
MS1510		1979-1978; W/O Pulley	42309
International/Navistar V345 1975-1973; W/Fan Clutch	42113	1975; W/Pulley	43238HD
1975-1973; W/O Fan Clutch	42111HD	1975; W/O Pulley	42309
MXT		Detroit Diesel 6-71 Diesel 1986-1974; W/Turbo; W/Standard Rotation	42321HD
International/Navistar VT365 Diesel 2008-2007	42589HD	1986-1974; W/Turbo; W/Reverse Rotation	42322HD
		1986-1974; W/O Turbo; W/Standard Rotation	42102HD
		1986-1974; W/O Turbo; W/Reverse Rotation	42344HD
		Detroit Diesel 6V-53 Diesel 1975-1974; W/Clockwise Eng. Rotation	43310HD
		1975-1974; W/Counterclockwise Eng. Rotation	43309HD
		International/Navistar DT466 Diesel 1987-1986	44058HD

Application Guide - Medium & Heavy Duty Trucks

Application	Part No.	Application	Part No.
International/Navistar - Continued		International/Navistar - Continued	
ProStar Series		WorkStar 7400	
Caterpillar C15 Diesel 2009-2008	44062HD	International/Navistar MaxxForce DT Diesel 2014-2013	42355HD
Cummins ISX Diesel 2011-2008	45052HD	WorkStar 7600	
Cummins ISX15 Diesel 2016-2013	45052HD	Cummins ISM Diesel 2008	45055HD
RXT		Isuzu	
International/Navistar MaxxForce 7 Diesel 2009-2008	42244HD	KS	
International/Navistar VT365 Diesel 2007-2005	42589HD	Isuzu 4BD1 Diesel 1985	43314
S Series		NPR	
Cummins 6-Cyl. 14.0 L Diesel 1978; W/Full Flow Cool.	44064HD	GM V-8 5.7 L 2005-1996	43315
1978 Idler Pulley; W/2-Groove Pulley	41129HD	1995-1993	43118
Detroit Diesel 6-71 Diesel 1978; W/Turbo; W/Standard Rotation	42321HD	GM V-8 6.0 L 2012	45010
1978; W/Turbo; W/Reverse Rotation	42322HD	Isuzu 4BD1 Diesel 1991-1990	43314
1978; W/O Turbo; W/Standard Rotation	42102HD	1988-1985	43314
1978; W/O Turbo; W/Reverse Rotation	42344HD	Isuzu 4BD1-T Diesel 1989	43314
TerraStar		Isuzu 4HE1-TC Diesel 2004-1998	42239HD
International/Navistar MaxxForce 7 Diesel 2015-2010	42244HD	NQR	
TranStar 8500		Isuzu 4HE1-TC Diesel 2004-1999	42239HD
International/Navistar MaxxForce 10 Diesel 2008	43325HD	Kenworth	
TranStar 8600		13-210	
Cummins ISM Diesel 2008	45055HD	Cummins C Series 8.3 L Diesel 1989-1988; W/Short Nose W.P.	42352HD
TranStar Series		1989-1988; W/Long Nose W.P.; W/Hardened Pulley	43321HD
Caterpillar 3406 Diesel 1982-1975; W/Flat Gear	45009HD	1989-1988; W/Long Nose W.P.; W/O Hardened Pulley	43320HD
1982-1975 Adapter	44600HDBP	22-210	
Cummins 6-Cyl. 14.0 L Diesel 1984	44055HD	Cummins C Series 8.3 L Diesel 1989; W/Short Nose W.P.	42352HD
1983; W/Big Cam I & II Eng.	44086HD	1989; W/Long Nose W.P.; W/Hardened Pulley	43321HD
1983; W/Big Cam III Eng.	44055HD	1989; W/Long Nose W.P.; W/O Hardened Pulley ...	43320HD
1982	44086HD	Brute	
1981-1980	44086HD	Cummins 6-Cyl. 14.0 L Diesel 1980	44086HD
1981-1980 Tensioner Pulley; W/V-Ribbed Belt	41111HD	1980 Tensioner Pulley; W/V-Ribbed Belt	41111HD
1979-1973; W/Full Flow Cool.	44064HD	Cummins 6-Cyl. 855 Diesel 1979-1973; W/Full Flow Cool.	44064HD
1979-1973 Idler Pulley; W/2-Groove Pulley	41129HD	1979-1973 Idler Pulley; W/2-Groove Pulley	41129HD
Cummins NH230 Diesel 1979-1972; W/Pulley	43238HD	Detroit Diesel 6-71 Diesel 1980-1976; W/Turbo; W/Standard Rotation	42321HD
1979-1972; W/O Pulley	42309	1980-1976; W/Turbo; W/Reverse Rotation	42322HD
Detroit Diesel 6-71 Diesel 1979-1972; W/Turbo; W/Standard Rotation	42321HD	1980-1976; W/O Turbo; W/Standard Rotation	42102HD
1979-1972; W/Turbo; W/Reverse Rotation	42322HD	1980-1976; W/O Turbo; W/Reverse Rotation	42344HD
1979-1972; W/O Turbo; W/Standard Rotation	42102HD	C500	
1979-1972; W/O Turbo; W/Reverse Rotation	42344HD	Cummins 6-Cyl. 14.0 L Diesel 1985-1984	44055HD
WorkStar 7300		1983; W/Big Cam I & II Eng.	44086HD
International/Navistar MaxxForce DT Diesel 2014-2013	42355HD	1983; W/Big Cam III Eng.	44055HD
2008	43325HD	1982	44086HD
		1981-1980	44086HD
		1981-1980 Tensioner Pulley; W/V-Ribbed Belt	41111HD

Medium & Heavy
Duty Trucks

Application Guide - Medium & Heavy Duty Trucks

Medium & Heavy Duty Trucks

Application	Part No.	Application	Part No.
Kenworth - Continued		Kenworth - Continued	
C500 - Continued		K100 - Continued	
Cummins 6-Cyl. 855 Diesel		Cummins 6-Cyl. 14.0 L Diesel -	
1979-1975; W/Full Flow Cool.	44064HD	Continued	
1979-1975 Idler Pulley; W/2-Groove Pulley	41129HD	1983; W/Big Cam I & II Eng.	44086HD
Cummins ISM Diesel		1983; W/Big Cam III Eng.	44055HD
2012	45055HD	1982	44086HD
Cummins ISX Diesel		1981-1980	44086HD
2007-2004	45054HD	1981-1980 Tensioner Pulley; W/V-Ribbed Belt	41111HD
Cummins ISX15 Diesel		Cummins 6-Cyl. 855 Diesel	
2016	45054HD	1979-1971; W/Full Flow Cool.	44064HD
2014-2013	45052HD	1979-1971 Idler Pulley; W/2-Groove Pulley	41129HD
Cummins L10 Diesel		Cummins C Series 8.3 L Diesel	
1989-1984	44094HD	1993-1992; W/Short Nose W.P.	42352HD
Cummins M11 Diesel		1993-1992; W/Long Nose W.P.; W/Hardened	
1998-1995	43307HD	Pulley	43321HD
Cummins NTC230 Diesel		1993-1992; W/Long Nose W.P.; W/O Hardened	
1979; W/2-Groove Pulley	43253HD	Pulley	43320HD
Detroit Diesel 6-71 Diesel		Cummins ISM Diesel	
1982-1975; W/Turbo; W/Standard Rotation	42321HD	2000-1999	43307HD
1982-1975; W/Turbo; W/Reverse Rotation	42322HD	Cummins L10 Diesel	
1982-1975; W/O Turbo; W/Standard Rotation	42102HD	1989-1984	44094HD
1982-1975; W/O Turbo; W/Reverse Rotation	42344HD	Cummins M11 Diesel	
Detroit Diesel 6-Cyl. 11.1 L		1998-1995	43307HD
Diesel; Detroit Diesel 6-Cyl.		Cummins N14 Diesel	
12.7 L Diesel		2003-2000	44052HD
1994-1991; W/Weep Chamber	46002HD	1993-1992	44052HD
1994-1991; W/O Weep Chamber	44066HD	Detroit Diesel 6-71 Diesel	
		1982; W/Standard Rotation	42321HD
		1982; W/Reverse Rotation	42322HD
		Detroit Diesel 6-Cyl. 11.1 L	
		Diesel	
		1996; W/Weep Chamber	46002HD
		1996; W/O Weep Chamber	44066HD
		1993-1991; W/Weep Chamber	46002HD
		1993-1991; W/O Weep Chamber	44066HD
		Detroit Diesel 6-Cyl. 12.7 L	
		Diesel	
		1996-1991; W/Weep Chamber	46002HD
		1996-1991; W/O Weep Chamber	44066HD
		K130	
		Cummins C Series 8.3 L Diesel	
		1993-1987; W/Short Nose W.P.	42352HD
		1993-1987; W/Long Nose W.P.; W/Hardened	
		Pulley	43321HD
		1993-1987; W/Long Nose W.P.; W/O Hardened	
		Pulley	43320HD
		K150	
		Cummins C Series 8.3 L Diesel	
		1993-1990; W/Short Nose W.P.	42352HD
		1993-1990; W/Long Nose W.P.; W/Hardened	
		Pulley	43321HD
		1993-1990; W/Long Nose W.P.; W/O Hardened	
		Pulley	43320HD
		K220	
		Cummins C Series 8.3 L Diesel	
		1993-1988; W/Short Nose W.P.	42352HD
		1993-1988; W/Long Nose W.P.; W/Hardened	
		Pulley	43321HD
		1993-1988; W/Long Nose W.P.; W/O Hardened	
		Pulley	43320HD
		K270	
		Paccar PX-6 Diesel	
		2012; W/103.3mm Dia. Pulley	41199HD

Application Guide - Medium & Heavy Duty Trucks

Application	Part No.	Application	Part No.
Kenworth - Continued		Kenworth - Continued	
K300		T300 - Continued	
Cummins B Series 5.9 L Diesel 1996-1995	41181	Cummins ISC Diesel 2008-1998	42146HD
Cummins C Series 8.3 L Diesel 1996-1993; W/Short Nose W.P.	42352HD	T370	
1996-1993; W/Long Nose W.P.; W/Hardened Pulley	43321HD	Cummins ISC Diesel 2009	42146HD
1996-1993; W/Long Nose W.P.; W/O Hardened Pulley	43320HD	Paccar PX-6 Diesel 2012-2010; W/103.3mm Dia. Pulley	41199HD
Cummins ISB Diesel 2001-2000	41176HD	Paccar PX-8 Diesel 2012-2008	42146HD
Cummins ISC Diesel 1999	42146HD	T400	
K370		Cummins L10 Diesel 1997-1991	43307HD
Paccar PX-6 Diesel 2012; W/103.3mm Dia. Pulley	41199HD	1997-1991 Idler Pulley	41175HD
L700		1990-1989	44094HD
Cummins 6-Cyl. 14.0 L Diesel 1980	44086HD	Cummins M11 Diesel 1997-1995	43307HD
1980 Tensioner Pulley; W/V-Ribbed Belt	41111HD	T440	
Cummins 6-Cyl. 855 Diesel 1979; W/Full Flow Cool.	44064HD	Paccar PX-8 Diesel 2012-2010	42146HD
1979 Idler Pulley; W/2-Groove Pulley	41129HD	T450	
Cummins L10 Diesel 1986-1984	44094HD	Caterpillar 3176 Diesel 1996-1994	44060HD
Detroit Diesel 6-71 Diesel 1986-1984; W/Turbo; W/Standard Rotation	42321HD	Cummins L10 Diesel 1995-1994	43307HD
1986-1984; W/Turbo; W/Reverse Rotation	42322HD	1995-1994 Idler Pulley	41175HD
1986-1984; W/O Turbo; W/Standard Rotation	42102HD	1993	43307HD
1986-1984; W/O Turbo; W/Reverse Rotation	42344HD	1992-1991	43307HD
PD200		1992-1991 Idler Pulley	41175HD
Cummins V-8 210 Diesel 1972-1971	44093HD	1990	44094HD
Detroit Diesel 6-71 Diesel 1973; W/Turbo; W/Standard Rotation	42321HD	Cummins M11 Diesel 1995	43307HD
1973; W/Turbo; W/Reverse Rotation	42322HD	T600	
1973; W/O Turbo; W/Standard Rotation	42102HD	Caterpillar 3406 Diesel 1999-1996	44054HD
1973; W/O Turbo; W/Reverse Rotation	42344HD	1995-1993; W/Dished Gear	44054HD
Detroit Diesel 6V-53 Diesel 1973-1972; W/Clockwise Eng. Rotation	43310HD	1995-1993; W/Flat Gear	45009HD
1973-1972; W/Counterclockwise Eng. Rotation	43309HD	1995-1993 Adapter	44600HDBP
T170		1992-1986; W/Flat Gear	45009HD
Paccar PX-6 Diesel 2012; W/103.3mm Dia. Pulley	41199HD	1992-1986 Adapter	44600HDBP
2009-2008; W/103.3mm Dia. Pulley	41199HD	Caterpillar C12 Diesel 2004-2000	44060HD
T270		Caterpillar C15 Diesel 2008-2000	44062HD
Paccar PX-6 Diesel 2012-2009; W/103.3mm Dia. Pulley	41199HD	Cummins 6-Cyl. 14.0 L Diesel 1991	44052HD
Paccar PX-8 Diesel 2012-2010	42146HD	1990	44052HD
T300		1990 Idler Pulley; W/V-Ribbed Belt	41174HD
Caterpillar C7 Diesel 2007-2004	43561HD	1990 Idler Pulley; W/Flat Idler Pulley	41173HD
Cummins C Series 8.3 L Diesel 1997-1995; W/Short Nose W.P.	42352HD	1989-1986; W/6-Ribbed Belt	44092HD
1997-1995; W/Long Nose W.P.; W/Hardened Pulley	43321HD	1989-1986 Idler Pulley; W/V-Ribbed Belt	41174HD
1997-1995; W/Long Nose W.P.; W/O Hardened Pulley	43320HD	1989-1986; W/V-Belt Drive	44084HD
Cummins ISB Diesel 2007-2005	41176HD	1989-1986 Idler Pulley; W/Flat Idler Pulley	41173HD
2002	41176HD	Cummins ISM Diesel 2000	45055HD
		Cummins ISX Diesel 2007-2004	45054HD
		2003-2002	45051HD
		Cummins L10 Diesel 1997-1995	43307HD
		1997-1995 Idler Pulley	41175HD
		1994	43307HD
		1993-1991	43307HD
		1993-1991 Idler Pulley	41175HD

Medium & Heavy
Duty Trucks

Application Guide - Medium & Heavy Duty Trucks

Medium & Heavy
Duty Trucks

Application	Part No.	Application	Part No.
Kenworth - Continued		Kenworth - Continued	
T600 - Continued		T800 - Continued	
Cummins L10 Diesel - Continued		Cummins ISX Diesel	
1990-1986	44094HD	2009	45052HD
Cummins M11 Diesel		2007-2004	45054HD
1997-1995	43307HD	2001	45051HD
Cummins N14 Diesel		Cummins ISX15 Diesel	
2001-1990	44052HD	2015-2012	45052HD
Detroit Diesel 6-Cyl. 11.1 L Diesel		2010	45052HD
1999-1991; W/Weep Chamber	46002HD	Cummins L10 Diesel	
1999-1991; W/O Weep Chamber	44066HD	1997-1991	43307HD
Detroit Diesel 6-Cyl. 12.7 L Diesel		1997-1991 Idler Pulley	41175HD
2003-1991; W/Weep Chamber	46002HD	1990-1987	44094HD
2003-1991; W/O Weep Chamber	44066HD	Cummins M11 Diesel	
		1997-1995	43307HD
T660		Cummins N14 Diesel	
Caterpillar C15 Diesel		2003-1990	44052HD
2011	44062HD	Detroit Diesel 6-Cyl. 11.1 L Diesel	
2009-2007	44062HD	2001-1991; W/Weep Chamber	46002HD
Cummins ISX Diesel		2001-1991; W/O Weep Chamber	44066HD
2009-2008	45052HD	Detroit Diesel 6-Cyl. 12.7 L Diesel	
2007	45054HD	2003-1991; W/Weep Chamber	46002HD
Cummins ISX15 Diesel		2003-1991; W/O Weep Chamber	44066HD
2014-2012	45052HD		
2010	45052HD	T880	
T680		Cummins ISX15 Diesel	
Cummins ISX15 Diesel		2015-2014	45052HD
2014-2013	45052HD	T2000	
T700		Caterpillar 3406 Diesel	
Cummins ISX15 Diesel		2000-1997	44054HD
2014-2011	45052HD	Caterpillar C15 Diesel	
T800		2007-2000	44062HD
Caterpillar 3406 Diesel		Caterpillar C16 Diesel	
2000-1996	44054HD	2003-2000	44051HD
1995-1993; W/Dished Gear	44054HD	Cummins ISX Diesel	
1995-1993; W/Flat Gear	45009HD	2009	45052HD
1995-1993 Adapter	44600HDBP	2007-2004	45054HD
1992-1987; W/Flat Gear	45009HD	Cummins N14 Diesel	
1992-1987 Adapter	44600HDBP	2001-1997	44052HD
Caterpillar C12 Diesel		Detroit Diesel 6-Cyl. 11.1 L Diesel	
2004-2000	44060HD	2000-1997; W/Weep Chamber	46002HD
Caterpillar C15 Diesel		2000-1997; W/O Weep Chamber	44066HD
2009-2007	44062HD	Detroit Diesel 6-Cyl. 12.7 L Diesel	
2006; O.E. Replacement	44062HD	2003-2002; W/Weep Chamber	46002HD
2005-2000	44062HD	2003-2002; W/O Weep Chamber	44066HD
Caterpillar C16 Diesel		2001	46002HD
2003-2000	44051HD	2000-1997; W/Weep Chamber	46002HD
Cummins 6-Cyl. 14.0 L Diesel		2000-1997; W/O Weep Chamber	44066HD
1991	44052HD	W900	
1990	44052HD	Caterpillar 3406 Diesel	
1990 Idler Pulley; W/V-Ribbed Belt	41174HD	2000-1996	44054HD
1990 Idler Pulley; W/Flat Idler Pulley	41173HD	1995-1993; W/Dished Gear	44054HD
1989-1987; W/6-Ribbed Belt	44092HD	1995-1993; W/Flat Gear	45009HD
1989-1987 Idler Pulley; W/V-Ribbed Belt	41174HD	1995-1993 Adapter	44600HDBP
1989-1987; W/V-Belt Drive	44084HD	1992-1975; W/Flat Gear	45009HD
1989-1987 Idler Pulley; W/Flat Idler Pulley	41173HD	1992-1975 Adapter	44600HDBP
Cummins ISL Diesel		Caterpillar C12 Diesel	
2009-2001	42146HD	2004-2000	44060HD
Cummins ISM Diesel		Caterpillar C15 Diesel	
2009	45055HD	2010	44062HD
2000	45055HD	2008-2000	44062HD

Application Guide - Medium & Heavy Duty Trucks

Medium & Heavy
Duty Trucks

Application	Part No.	Application	Part No.
Kenworth - Continued		Mack - Continued	
W900 - Continued		CH Series - Continued	
Caterpillar C16 Diesel 2003-2000	44051HD	Mack 6-Cyl. 12.0 L Diesel 2002-2000	43236HD
Cummins 6-Cyl. 14.0 L Diesel 1991	44052HD	1999-1989	43240HD
1990	44052HD	Mack AC Diesel 2008-2003; W/5.3" Dia. W.P. Pulley	43239HD
1990 Idler Pulley; W/V-Ribbed Belt	41174HD	2008-2003; W/5.9" Dia. W.P. Pulley	43241HD
1990 Idler Pulley; W/Flat Idler Pulley	41173HD	Mack E7 Diesel; Mack EM7 Diesel 2003	43236HD
1989-1986; W/6-Ribbed Belt	44092HD		
1989-1986 Idler Pulley; W/V-Ribbed Belt	41174HD	CHN Series	
1989-1986; W/V-Belt Drive	44084HD	Mack AC Diesel 2007-2005; W/5.3" Dia. W.P. Pulley	43239HD
1989-1986 Idler Pulley; W/Flat Idler Pulley	41173HD	2007-2005; W/5.9" Dia. W.P. Pulley	43241HD
1985; W/Big Cam IV Eng.; W/6-Ribbed Belt	44092HD	Mack AMI Diesel 2007-2006; W/5.3" Dia. W.P. Pulley	43239HD
1985 Idler Pulley; W/V-Ribbed Belt	41174HD	2007-2006; W/5.9" Dia. W.P. Pulley	43241HD
1985; W/Big Cam IV Eng.; W/V-Belt Drive	44084HD		
1985 Idler Pulley; W/Flat Idler Pulley	41173HD	CL Series	
1985 Tensioner Pulley; W/Big Cam III Eng.; W/V-Ribbed Belt	41111HD	Caterpillar 3406 Diesel 1999-1998	44054HD
1984	44055HD	1996-1995; W/Dished Gear	44054HD
1983; W/Big Cam I & II Eng.	44086HD	1996-1995; W/Flat Gear	45009HD
1983; W/Big Cam III Eng.	44055HD	1996-1995 Adapter	44600HDBP
1982	44086HD	Cummins ISX Diesel 2005	45054HD
1981-1980	44086HD	Detroit Diesel 6-Cyl. 12.7 L Diesel 2002-1992; W/Weep Chamber	46002HD
1981-1980 Tensioner Pulley; W/V-Ribbed Belt	41111HD	2002-1992; W/O Weep Chamber	44066HD
Cummins 6-Cyl. 855 Diesel 1979-1971; W/Full Flow Cool.	44064HD	Mack 6-Cyl. 12.0 L Diesel 2003-2000	43236HD
1979-1971 Idler Pulley; W/2-Groove Pulley	41129HD	1999-1992	43240HD
Cummins ISC Diesel 2004-2003	42146HD		
Cummins ISM Diesel 2003-1999	45055HD	CM Series	
Cummins ISX Diesel 2009	45052HD	Cummins C Series 8.3 L Diesel 1992-1991; W/Short Nose W.P.	42352HD
2007-2004	45054HD	1992-1991; W/Long Nose W.P.; W/Hardened Pulley	43321HD
2000	45051HD	1992-1991; W/Long Nose W.P.; W/O Hardened Pulley	43320HD
Cummins ISX15 Diesel 2014-2013	45052HD		
2010	45052HD	CS Series	
Cummins L10 Diesel 1989-1984	44094HD	Mack AC Diesel 2003; W/5.3" Dia. W.P. Pulley	43239HD
Cummins M11 Diesel 1997-1996	43307HD	2003; W/5.9" Dia. W.P. Pulley	43241HD
Cummins N14 Diesel 2003-1992	44052HD		
Detroit Diesel 6-71 Diesel 1982; W/Standard Rotation	42321HD	CT Series	
1982; W/Reverse Rotation	42322HD	Mack AI Diesel 2009-2008; W/5.3" Dia. W.P. Pulley	43239HD
1981-1975; W/Turbo; W/Standard Rotation	42321HD	2009-2008; W/5.9" Dia. W.P. Pulley	43241HD
1981-1975; W/Turbo; W/Reverse Rotation	42322HD	2005; W/5.3" Dia. W.P. Pulley	43239HD
1981-1975; W/O Turbo; W/Standard Rotation	42102HD	2005; W/5.9" Dia. W.P. Pulley	43241HD
1981-1975; W/O Turbo; W/Reverse Rotation	42344HD	Mack AMI Diesel 2007; W/5.3" Dia. W.P. Pulley	43239HD
Detroit Diesel 6-Cyl. 11.1 L Diesel; Detroit Diesel 6-Cyl. 12.7 L Diesel 2006-2003; W/Weep Chamber	46002HD	2007; W/5.9" Dia. W.P. Pulley	43241HD
2006-2003; W/O Weep Chamber	44066HD	2005; W/5.3" Dia. W.P. Pulley	43239HD
2001-1991; W/Weep Chamber	46002HD	2005; W/5.9" Dia. W.P. Pulley	43241HD
2001-1991; W/O Weep Chamber	44066HD		
Mack		CV Series	
CH Series		Cummins ISL Diesel 2002	42146HD
Detroit Diesel 6-Cyl. 12.7 L Diesel 1993; W/Weep Chamber	46002HD	Mack 6-Cyl. 12.0 L Diesel 2002-2001	43236HD
1993; W/O Weep Chamber	44066HD	Mack AC Diesel 2007-2005; W/5.3" Dia. W.P. Pulley	43239HD
		2007-2005; W/5.9" Dia. W.P. Pulley	43241HD

Application Guide - Medium & Heavy Duty Trucks

Medium & Heavy Duty Trucks

Application	Part No.	Application	Part No.
Mack - Continued		Mack - Continued	
CV Series - Continued		F Series	
Mack AI Diesel; Mack AMI Diesel		Cummins 6-Cyl. 14.0 L Diesel	
2009-2003; W/5.3" Dia. W.P. Pulley	43239HD	1981-1980	44086HD
2009-2003; W/5.9" Dia. W.P. Pulley	43241HD	1981-1980 Tensioner Pulley; W/V-Ribbed Belt	41111HD
Mack E7 Diesel; Mack EM7 Diesel		Cummins 6-Cyl. 855 Diesel	
2003	43236HD	1979-1971; W/Full Flow Cool.	44064HD
		1979-1971 Idler Pulley; W/2-Groove Pulley	41129HD
CX Series		Mack 6-Cyl. 11.0 L Diesel	
Mack 6-Cyl. 12.0 L Diesel		1982-1980	43225HD
2002-2000	43236HD	Mack 6-Cyl. 672 Diesel	
1999-1998	43240HD	1979-1974	43225HD
Mack AC Diesel		1973-1971	43226HD
2008-2003; W/5.3" Dia. W.P. Pulley	43239HD	FDM Series	
2008-2003; W/5.9" Dia. W.P. Pulley	43241HD	Mack 6-Cyl. 12.0 L Diesel	
Mack EM7 Diesel		1996-1993	43240HD
2003	43236HD	FL Series	
CXN Series		Cummins 6-Cyl. 855 Diesel	
Mack AC Diesel		1975-1972; W/Full Flow Cool.	44064HD
2009-2008; W/5.3" Dia. W.P. Pulley	43239HD	1975-1972 Idler Pulley; W/2-Groove Pulley	41129HD
2009-2008; W/5.9" Dia. W.P. Pulley	43241HD	Cummins NT Diesel	
2006-2005; W/5.3" Dia. W.P. Pulley	43239HD	1971; W/Full Flow Cool.	44064HD
2006-2005; W/5.9" Dia. W.P. Pulley	43241HD	1971 Idler Pulley; W/2-Groove Pulley	41129HD
Mack AMI Diesel		Mack 6-Cyl. 672 Diesel	
2007-2006; W/5.3" Dia. W.P. Pulley	43239HD	1975-1974	43225HD
2007-2006; W/5.9" Dia. W.P. Pulley	43241HD	1973-1968	43226HD
DM Series		FS Series	
Cummins 6-Cyl. 855 Diesel		Cummins 6-Cyl. 855 Diesel	
1979-1973; W/Full Flow Cool.	44064HD	1975-1972; W/Full Flow Cool.	44064HD
1979-1973 Idler Pulley; W/2-Groove Pulley	41129HD	1975-1972 Idler Pulley; W/2-Groove Pulley	41129HD
1971; W/Full Flow Cool.	44064HD	Cummins NT Diesel	
1971 Idler Pulley; W/2-Groove Pulley	41129HD	1971; W/Full Flow Cool.	44064HD
Cummins NT Diesel		1971 Idler Pulley; W/2-Groove Pulley	41129HD
1972; W/Full Flow Cool.	44064HD	Mack 6-Cyl. 672 Diesel	
1972 Idler Pulley; W/2-Groove Pulley	41129HD	1975-1974	43225HD
Cummins V-8 210 Diesel		1973-1970	43226HD
1973	44093HD	LE Series	
Mack 6-Cyl. 11.0 L Diesel		Mack 6-Cyl. 12.0 L Diesel	
1982-1980	43225HD	2002-2000	43237HD
Mack 6-Cyl. 12.0 L Diesel		1999-1997	43240HD
2002-2000	43236HD	Mack AI Diesel	
1999-1990	43240HD	2006-2003; W/5.3" Dia. W.P. Pulley	43239HD
Mack 6-Cyl. 672 Diesel		2006-2003; W/5.9" Dia. W.P. Pulley	43241HD
1979-1974	43225HD	Mack AMI Diesel	
1973-1970	43226HD	2007-2006; W/5.3" Dia. W.P. Pulley	43239HD
Mack AMI Diesel		2007-2006; W/5.9" Dia. W.P. Pulley	43241HD
2006-2003; W/5.3" Dia. W.P. Pulley	43239HD	Mack E7 Diesel	
2006-2003; W/5.9" Dia. W.P. Pulley	43241HD	2003	43237HD
Mack E7 Diesel; Mack EM7 Diesel		MB Series	
2004-2003	43236HD	Caterpillar 3208 Diesel	
DMM Series		1979-1975; W/Non-Threaded Pulley	43233HD
Cummins 6-Cyl. 855 Diesel		1979-1975; W/Threaded Pulley	43059HD
1979-1973; W/Full Flow Cool.	44064HD	1979-1975; W/O Pulley	42351HD
1979-1973 Idler Pulley; W/2-Groove Pulley	41129HD	Detroit Diesel 6V-53 Diesel	
Mack 6-Cyl. 11.0 L Diesel		1974; W/Clockwise Eng. Rotation	43310HD
1982-1980	43225HD	1974; W/Counterclockwise Eng. Rotation	43309HD
Mack 6-Cyl. 12.0 L Diesel		Mack 6-Cyl. 672 Diesel	
2003-2000	43236HD	1979-1974	43225HD
1999-1990	43240HD	1973-1968	43226HD
Mack 6-Cyl. 672 Diesel		MC Series	
1979-1974	43225HD	Caterpillar 3208 Diesel	
1973	43226HD	1982-1979; W/Non-Threaded Pulley	43233HD
		1982-1979; W/Threaded Pulley	43059HD
		1982-1979; W/O Pulley	42351HD

Application Guide - Medium & Heavy Duty Trucks

Application	Part No.	Application	Part No.
Mack - Continued		Mack - Continued	
MC Series - Continued		R Series - Continued	
Mack 6-Cyl. 11.0 L Diesel 1982-1980	43225HD	Mack 6-Cyl. 11.0 L Diesel 1982-1980	43225HD
Mack 6-Cyl. 672 Diesel 1979	43225HD	Mack 6-Cyl. 672 Diesel 1979-1974	43225HD
		1973-1972	43226HD
MH Series		RB Series	
Cummins 6-Cyl. 14.0 L Diesel 1990	44052HD	Mack 6-Cyl. 11.0 L Diesel 1991-1989	43240HD
1990 Idler Pulley; W/V-Ribbed Belt	41174HD	Mack 6-Cyl. 12.0 L Diesel 2002-2000	43236HD
1990 Idler Pulley; W/Flat Idler Pulley	41173HD	1999-1990	43240HD
1989-1986; W/6-Ribbed Belt	44092HD	Mack AI Diesel; Mack AMI Diesel	
1989-1986 Idler Pulley; W/V-Ribbed Belt	41174HD	2006-2003; W/5.3" Dia. W.P. Pulley	43239HD
1989-1986; W/V-Belt Drive	44084HD	2006-2003; W/5.9" Dia. W.P. Pulley	43241HD
1989-1986 Idler Pulley; W/Flat Idler Pulley	41173HD	Mack E7 Diesel; Mack EM7 Diesel	
1985; W/Big Cam IV Eng.; W/6-Ribbed Belt	44092HD	2004-2003	43236HD
1985 Idler Pulley; W/V-Ribbed Belt	41174HD	RD Series	
1985; W/Big Cam IV Eng.; W/V-Belt Drive	44084HD	Mack 6-Cyl. 11.0 L Diesel 1982-1980	43225HD
1985 Idler Pulley; W/Flat Idler Pulley	41173HD	Mack 6-Cyl. 12.0 L Diesel 2002-2000	43236HD
1985 Tensioner Pulley; W/Big Cam III Eng.; W/V-Ribbed Belt	41111HD	1999-1990	43240HD
1984	44055HD	Mack 6-Cyl. 672 Diesel 1979-1974	43225HD
Mack 6-Cyl. 12.0 L Diesel 1994-1990	43240HD	1973-1972	43226HD
MR Series		Mack AI Diesel; Mack AMI Diesel	
Caterpillar 3208 Diesel 1982-1979; W/Non-Threaded Pulley	43233HD	2005-2003; W/5.3" Dia. W.P. Pulley	43239HD
1982-1979; W/Threaded Pulley	43059HD	2005-2003; W/5.9" Dia. W.P. Pulley	43241HD
1982-1979; W/O Pulley	42351HD	Mack E7 Diesel 2004-2003	43236HD
Cummins L10 Diesel 1984	44094HD	Mack EM7 Diesel 2005-2003	43236HD
Mack 6-Cyl. 11.0 L Diesel 1982-1980	43225HD	RL Series	
Mack 6-Cyl. 12.0 L Diesel 2002-2000	43237HD	Detroit Diesel 6V-92 Diesel 1983; W/Turbo; W/Standard Rotation	42321HD
1999-1990	43240HD	1983; W/Turbo; W/Reverse Rotation	42322HD
Mack 6-Cyl. 672 Diesel 1979	43225HD	1983; W/O Turbo; W/Standard Rotation	42102HD
Mack AI Diesel; Mack AMI Diesel		1983; W/O Turbo; W/Reverse Rotation	42344HD
2006-2003; W/5.3" Dia. W.P. Pulley	43239HD	Mack 6-Cyl. 11.0 L Diesel 1982-1980	43225HD
2006-2003; W/5.9" Dia. W.P. Pulley	43241HD	Mack 6-Cyl. 672 Diesel 1979-1974	43225HD
Mack E7 Diesel 2003	43237HD	1973-1972	43226HD
R Series		RM Series	
Caterpillar 3208 Diesel 1975-1974; W/Non-Threaded Pulley	43233HD	Mack 6-Cyl. 11.0 L Diesel 1982-1980	43225HD
1975-1974; W/Threaded Pulley	43059HD	Mack 6-Cyl. 12.0 L Diesel 1994-1990	43240HD
1975-1974; W/O Pulley	42351HD	Mack 6-Cyl. 672 Diesel 1979-1974	43225HD
Cummins 6-Cyl. 14.0 L Diesel 1985; W/Big Cam IV Eng.; W/6-Ribbed Belt	44092HD	1973-1972	43226HD
1985 Idler Pulley; W/V-Ribbed Belt	41174HD	RS Series	
1985; W/Big Cam IV Eng.; W/V-Belt Drive	44084HD	Mack 6-Cyl. 11.0 L Diesel 1982-1980	43225HD
1985 Idler Pulley; W/Flat Idler Pulley	41173HD	Mack 6-Cyl. 672 Diesel 1979-1974	43225HD
1985 Tensioner Pulley; W/Big Cam III Eng.; W/V-Ribbed Belt	41111HD	1973-1972	43226HD
1984	44055HD		
1983; W/Big Cam I & II Eng.	44086HD		
1983; W/Big Cam III Eng.	44055HD		
1982	44086HD		
1981-1980	44086HD		
1981-1980 Tensioner Pulley; W/V-Ribbed Belt	41111HD		
Cummins 6-Cyl. 855 Diesel 1979-1976; W/Full Flow Cool.	44064HD		
1979-1976 Idler Pulley; W/2-Groove Pulley	41129HD		

Medium & Heavy
Duty Trucks

Application	Part No.	Application	Part No.
Mack - Continued		Mack - Continued	
RW Series		WS Series - Continued	
Caterpillar 3406 Diesel		Caterpillar 3406 Diesel	
1985; W/Flat Gear	45009HD	1982-1980; W/Flat Gear	45009HD
1985 Adapter	44600HDBP	1982-1980 Adapter	44600HDBP
Cummins 6-Cyl. 14.0 L Diesel		Cummins 6-Cyl. 14.0 L Diesel	
1991	44052HD	1984	44055HD
1990	44052HD	Cummins 6-Cyl. 855 Diesel	
1990 Idler Pulley; W/V-Ribbed Belt	41174HD	1979; W/Full Flow Cool.	44064HD
1990 Idler Pulley; W/Flat Idler Pulley	41173HD	1979 Idler Pulley; W/2-Groove Pulley	41129HD
1989-1986; W/6-Ribbed Belt	44092HD	Mack 6-Cyl. 11.0 L Diesel	
1989-1986 Idler Pulley; W/V-Ribbed Belt	41174HD	1982-1980	43225HD
1989-1986; W/V-Belt Drive	44084HD	Mack 6-Cyl. 672 Diesel	
1989-1986 Idler Pulley; W/Flat Idler Pulley	41173HD	1979-1975	43225HD
1985; W/Big Cam IV Eng.; W/6-Ribbed Belt	44092HD		
1985 Idler Pulley; W/V-Ribbed Belt	41174HD	Marmon	
1985; W/Big Cam IV Eng.; W/V-Belt Drive	44084HD	54F; 54P	
1985 Idler Pulley; W/Flat Idler Pulley	41173HD	Cummins 6-Cyl. 14.0 L Diesel	
1985 Tensioner Pulley; W/Big Cam III Eng.; W/V-Ribbed Belt	41111HD	1983; W/Big Cam I & II Eng.	44086HD
Cummins N14 Diesel		1983; W/Big Cam III Eng.	44055HD
1993-1992	44052HD	1982	44086HD
Mack 6-Cyl. 12.0 L Diesel		57L	
1993-1990	43240HD	Caterpillar 3406 Diesel	
RWL Series; RWS Series		1992-1987; W/Flat Gear	45009HD
Caterpillar 3406 Diesel		1992-1987 Adapter	44600HDBP
1982-1979; W/Flat Gear	45009HD	1986	45009HD
1982-1979 Adapter	44600HDBP	1986 Adapter	44600HDBP
Cummins 6-Cyl. 14.0 L Diesel		Cummins 6-Cyl. 14.0 L Diesel	
1985-1984	44055HD	1985; W/Big Cam IV Eng.; W/6-Ribbed Belt	44092HD
1983; W/Big Cam I & II Eng.	44086HD	1985 Idler Pulley; W/V-Ribbed Belt	41174HD
1983; W/Big Cam III Eng.	44055HD	1985; W/Big Cam IV Eng.; W/V-Belt Drive	44084HD
1982	44086HD	1985 Idler Pulley; W/Flat Idler Pulley	41173HD
1981-1980	44086HD	1985 Tensioner Pulley; W/Big Cam III Eng.; W/V-Ribbed Belt	41111HD
1981-1980 Tensioner Pulley; W/V-Ribbed Belt	41111HD	Cummins L10 Diesel	
Cummins 6-Cyl. 855 Diesel		1990	44094HD
1979-1978; W/Full Flow Cool.	44064HD	1988-1986	44094HD
1979-1978 Idler Pulley; W/2-Groove Pulley	41129HD	Detroit Diesel Series 60 Diesel	
Mack 6-Cyl. 11.0 L Diesel		1992-1991; W/Weep Chamber	46002HD
1982-1980	43225HD	1992-1991; W/O Weep Chamber	44066HD
Mack 6-Cyl. 672 Diesel		57P	
1979-1978	43225HD	Caterpillar 3406 Diesel	
U Series		1994-1993; W/Flat Gear	45009HD
Mack 6-Cyl. 11.0 L Diesel		1994-1993; W/Dished Gear	44054HD
1982-1980	43225HD	1994-1993 Adapter	44600HDBP
Mack 6-Cyl. 672 Diesel		1992-1986; W/Flat Gear	45009HD
1979-1974	43225HD	1992-1986 Adapter	44600HDBP
1973-1972	43226HD	Cummins 6-Cyl. 14.0 L Diesel	
WL Series		1990	44052HD
Caterpillar 3406 Diesel		1990 Idler Pulley; W/V-Ribbed Belt	41174HD
1982-1980; W/Flat Gear	45009HD	1990 Idler Pulley; W/Flat Idler Pulley	41173HD
1982-1980 Adapter	44600HDBP	1989-1986; W/6-Ribbed Belt	44092HD
Cummins 6-Cyl. 14.0 L Diesel		1989-1986 Idler Pulley; W/V-Ribbed Belt	41174HD
1984	44055HD	1989-1986; W/V-Belt Drive	44084HD
Cummins 6-Cyl. 855 Diesel		1989-1986 Idler Pulley; W/Flat Idler Pulley	41173HD
1979; W/Full Flow Cool.	44064HD	1985; W/Big Cam IV Eng.; W/6-Ribbed Belt	44092HD
1979 Idler Pulley; W/2-Groove Pulley	41129HD	1985 Idler Pulley; W/V-Ribbed Belt	41174HD
Mack 6-Cyl. 11.0 L Diesel		1985; W/Big Cam IV Eng.; W/V-Belt Drive	44084HD
1982-1980	43225HD	1985 Idler Pulley; W/Flat Idler Pulley	41173HD
Mack 6-Cyl. 672 Diesel		1985 Tensioner Pulley; W/Big Cam III Eng.; W/V-Ribbed Belt	41111HD
1979-1975	43225HD	1984	44055HD
WS Series		57R	
Caterpillar 3208 Diesel		Caterpillar 3406 Diesel	
1980; W/Non-Threaded Pulley	43233HD	1996; W/Dished Gear	44054HD
1980; W/Threaded Pulley	43059HD		
1980; W/O Pulley	42351HD		

Application Guide - Medium & Heavy Duty Trucks

Medium & Heavy Duty Trucks

Application	Part No.	Application	Part No.
Marmon - Continued		Oshkosh - Continued	
57R - Continued		M18-34; M18-38; M18-44; M20-48; M34-34; M50-50; M2208	
Caterpillar 3406 Diesel - Continued		Cummins C Series 8.3 L Diesel	
1995-1993; W/Flat Gear	45009HD	1965-1963; W/Short Nose W.P.	42352HD
1995-1993; W/Dished Gear	44054HD	1965-1963; W/Long Nose W.P.; W/Hardened Pulley	43321HD
1995-1993 Adapter	44600HDBP	1965-1963; W/Long Nose W.P.; W/O Hardened Pulley	43320HD
1992-1986; W/Flat Gear	45009HD		
1992-1986 Adapter	44600HDBP		
Detroit Diesel Series 60 Diesel			
1992-1991; W/Weep Chamber	46002HD		
1992-1991; W/O Weep Chamber	44066HD		
CHDT		M2209	
Cummins 6-Cyl. 14.0 L Diesel		Cummins C Series 8.3 L Diesel	
1981-1980	44086HD	1966-1960; W/Short Nose W.P.	42352HD
1981-1980 Tensioner Pulley; W/V-Ribbed Belt	41111HD	1966-1960; W/Long Nose W.P.; W/Hardened Pulley	43321HD
1979-1973; W/Full Flow Cool.	44064HD	1966-1960; W/Long Nose W.P.; W/O Hardened Pulley	43320HD
1979-1973 Idler Pulley; W/2-Groove Pulley	41129HD		
Cummins NH220 Diesel			
1972-1969	43229HD		
HDT		M4616	
Cummins NH220 Diesel		Cummins C Series 8.3 L Diesel	
1972-1968	43229HD	1965-1963; W/Short Nose W.P.	42352HD
		1965-1963; W/Long Nose W.P.; W/Hardened Pulley	43321HD
		1965-1963; W/Long Nose W.P.; W/O Hardened Pulley	43320HD
Mercedes-Benz		M4817; M4906; M5817	
1117; 1219; 1319; 1419		Cummins C Series 8.3 L Diesel	
Mercedes-Benz OM366 Diesel		1966-1960; W/Short Nose W.P.	42352HD
1990-1987	43251HD	1966-1960; W/Long Nose W.P.; W/Hardened Pulley	43321HD
		1966-1960; W/Long Nose W.P.; W/O Hardened Pulley	43320HD
Oshkosh		M5906	
64D-1234; 64D-1634		Cummins C Series 8.3 L Diesel	
Cummins C Series 8.3 L Diesel		1965-1963; W/Short Nose W.P.	42352HD
1966-1960; W/Short Nose W.P.	42352HD	1965-1963; W/Long Nose W.P.; W/Hardened Pulley	43321HD
1966-1960; W/Long Nose W.P.; W/Hardened Pulley	43321HD	1965-1963; W/Long Nose W.P.; W/O Hardened Pulley	43320HD
1966-1960; W/Long Nose W.P.; W/O Hardened Pulley	43320HD		
64D-1638		P Series	
Cummins C Series 8.3 L Diesel		Detroit Diesel 6-Cyl. 12.7 L Diesel	
1965-1963; W/Short Nose W.P.	42352HD	1999; W/Weep Chamber	46002HD
1965-1963; W/Long Nose W.P.; W/Hardened Pulley	43321HD	1999; W/O Weep Chamber	44066HD
1965-1963; W/Long Nose W.P.; W/O Hardened Pulley	43320HD		
64D-1644; 64D-1660		W316; W715; W816; W826; W900; W909	
Cummins C Series 8.3 L Diesel		Cummins C Series 8.3 L Diesel	
1966-1960; W/Short Nose W.P.	42352HD	1966-1960; W/Short Nose W.P.	42352HD
1966-1960; W/Long Nose W.P.; W/Hardened Pulley	43321HD	1966-1960; W/Long Nose W.P.; W/Hardened Pulley	43321HD
1966-1960; W/Long Nose W.P.; W/O Hardened Pulley	43320HD	1966-1960; W/Long Nose W.P.; W/O Hardened Pulley	43320HD
F1834		W1600; W2200	
Cummins C Series 8.3 L Diesel		Cummins C Series 8.3 L Diesel	
1965-1963; W/Short Nose W.P.	42352HD	1965-1963; W/Short Nose W.P.	42352HD
1965-1963; W/Long Nose W.P.; W/Hardened Pulley	43321HD	1965-1963; W/Long Nose W.P.; W/Hardened Pulley	43321HD
1965-1963; W/Long Nose W.P.; W/O Hardened Pulley	43320HD	1965-1963; W/Long Nose W.P.; W/O Hardened Pulley	43320HD
H Series		Peterbilt	
Detroit Diesel Series 60 Diesel		13-210	
1999; W/Weep Chamber	46002HD	Cummins C Series 8.3 L Diesel	
1999; W/O Weep Chamber	44066HD	1989-1988; W/Short Nose W.P.	42352HD
		1989-1988; W/Long Nose W.P.; W/Hardened Pulley	43321HD
		1989-1988; W/Long Nose W.P.; W/O Hardened Pulley	43320HD

Application Guide - Medium & Heavy Duty Trucks

Medium & Heavy Duty Trucks

Application	Part No.	Application	Part No.
Peterbilt - Continued		Peterbilt - Continued	
22-210		282 - Continued	
Cummins C Series 8.3 L Diesel		Cummins 6-Cyl. 14.0 L Diesel	
1989; W/Short Nose W.P.	42352HD	1980	44086HD
1989; W/Long Nose W.P.; W/Hardened Pulley	43321HD	1980 Tensioner Pulley; W/V-Ribbed Belt	41111HD
1989; W/Long Nose W.P.; W/O Hardened Pulley ...	43320HD	1979-1971; W/Full Flow Cool.	44064HD
200		1979-1971 Idler Pulley; W/2-Groove Pulley	41129HD
Caterpillar 3208 Diesel		Detroit Diesel 6-71 Diesel	
1977; W/Non-Threaded Pulley	43233HD	1969-1965; W/Standard Rotation	42102HD
1977; W/Threaded Pulley	43059HD	1969-1965; W/Reverse Rotation	42344HD
1977; W/O Pulley	42351HD	289	
Cummins 6-Cyl. 14.0 L Diesel		Caterpillar 3406 Diesel	
1978-1977; W/Full Flow Cool.	44064HD	1980-1976; W/Flat Gear	45009HD
1978-1977 Idler Pulley; W/2-Groove Pulley	41129HD	1980-1976 Adapter	44600HDBP
Cummins B Series 5.9 L Diesel		Cummins 6-Cyl. 14.0 L Diesel	
1997-1994	41181	1980	44086HD
Cummins C Series 8.3 L Diesel		1980 Tensioner Pulley; W/V-Ribbed Belt	41111HD
1997-1993; W/Short Nose W.P.	42352HD	1979-1971; W/Full Flow Cool.	44064HD
1997-1993; W/Long Nose W.P.; W/Hardened Pulley	43321HD	1979-1971 Idler Pulley; W/2-Groove Pulley	41129HD
1997-1993; W/Long Nose W.P.; W/O Hardened Pulley	43320HD	300	
Cummins ISB Diesel		Caterpillar 3208 Diesel	
2000-1998	41176HD	1977; W/Non-Threaded Pulley	43233HD
Cummins ISC Diesel		1977; W/Threaded Pulley	43059HD
2000-1998	42146HD	1977; W/O Pulley	42351HD
Detroit Diesel 6-71 Diesel		Cummins 6-Cyl. 14.0 L Diesel	
1978-1972; W/Turbo; W/Standard Rotation	42321HD	1978-1977; W/Full Flow Cool.	44064HD
1978-1972; W/Turbo; W/Reverse Rotation	42322HD	1978-1977 Idler Pulley; W/2-Groove Pulley	41129HD
1978-1972; W/O Turbo; W/Standard Rotation	42102HD	Detroit Diesel 6-71 Diesel	
1978-1972; W/O Turbo; W/Reverse Rotation	42344HD	1978-1972; W/Turbo; W/Standard Rotation	42321HD
Detroit Diesel 6V-53 Diesel		1978-1972; W/Turbo; W/Reverse Rotation	42322HD
1974-1972; W/Clockwise Eng. Rotation	43310HD	1978-1972; W/O Turbo; W/Standard Rotation	42102HD
1974-1972; W/Counterclockwise Eng. Rotation	43309HD	1978-1972; W/O Turbo; W/Reverse Rotation	42344HD
210		Detroit Diesel 6V-53 Diesel	
Paccar PX-6 Diesel		1974-1972; W/Clockwise Eng. Rotation	43310HD
2013; W/103.3mm Dia. Pulley	41199HD	1974-1972; W/Counterclockwise Eng. Rotation	43309HD
224		310	
Cummins C Series 8.3 L Diesel		Caterpillar 3208 Diesel	
1992-1987; W/Short Nose W.P.	42352HD	1985-1984; W/Non-Threaded Pulley	43233HD
1992-1987; W/Long Nose W.P.; W/Hardened Pulley	43321HD	1985-1984; W/Threaded Pulley	43059HD
1992-1987; W/Long Nose W.P.; W/O Hardened Pulley	43320HD	1985-1984; W/O Pulley	42351HD
227		Cummins 6-Cyl. 14.0 L Diesel	
Cummins C Series 8.3 L Diesel		1987-1986; W/6-Ribbed Belt	44092HD
1992-1990; W/Short Nose W.P.	42352HD	1987-1986 Idler Pulley; W/V-Ribbed Belt	41174HD
1992-1990; W/Long Nose W.P.; W/Hardened Pulley	43321HD	1987-1986; W/V-Belt Drive	44084HD
1992-1990; W/Long Nose W.P.; W/O Hardened Pulley	43320HD	1987-1986 Idler Pulley; W/Flat Idler Pulley	41173HD
265		1985; W/Big Cam IV Eng.; W/6-Ribbed Belt	44092HD
Cummins C Series 8.3 L Diesel		1985 Idler Pulley; W/V-Ribbed Belt	41174HD
1992-1988; W/Short Nose W.P.	42352HD	1985; W/Big Cam IV Eng.; W/V-Belt Drive	44084HD
1992-1988; W/Long Nose W.P.; W/Hardened Pulley	43321HD	1985 Idler Pulley; W/Flat Idler Pulley	41173HD
1992-1988; W/Long Nose W.P.; W/O Hardened Pulley	43320HD	1985 Tensioner Pulley; W/Big Cam III Eng.; W/V-Ribbed Belt	41111HD
270		1984	44055HD
Cummins ISB Diesel		1983; W/Big Cam I & II Eng.	44086HD
2002-2001	41176HD	1983; W/Big Cam III Eng.	44055HD
282		1982	44086HD
Caterpillar 3406 Diesel		Cummins L10 Diesel	
1980-1974; W/Flat Gear	45009HD	1987-1984	44094HD
1980-1974 Adapter	44600HDBP	Detroit Diesel 6-71 Diesel	
		1986-1984; W/Turbo; W/Standard Rotation	42321HD
		1986-1984; W/Turbo; W/Reverse Rotation	42322HD
		1986-1984; W/O Turbo; W/Standard Rotation	42102HD
		1986-1984; W/O Turbo; W/Reverse Rotation	42344HD
		1983-1982; W/Standard Rotation	42102HD
		1983-1982; W/Reverse Rotation	42344HD
		1981-1979; W/Turbo; W/Standard Rotation	42321HD
		1981-1979; W/Turbo; W/Reverse Rotation	42322HD
		1981-1979; W/O Turbo; W/Standard Rotation	42102HD

Application Guide - Medium & Heavy Duty Trucks

Application	Part No.	Application	Part No.
Peterbilt - Continued		Peterbilt - Continued	
310 - Continued		337	
Detroit Diesel 6-71 Diesel - Continued 1981-1979; W/O Turbo; W/Reverse Rotation	42344HD	Paccar PX-6 Diesel 2013-2010; W/103.3mm Dia. Pulley	41199HD
320		340	
Caterpillar C7 Diesel 2007	43561HD	Caterpillar C7 Diesel 2007	43561HD
2005-2004	43561HD	348	
Caterpillar C10 Diesel 2006-2004	44060HD	Caterpillar 3406 Diesel 1978; W/Flat Gear	45009HD
2002	44060HD	1978 Adapter	44600HDBP
Cummins 6-Cyl. 14.0 L Diesel 1988-1987; W/6-Ribbed Belt	44092HD	Cummins 6-Cyl. 14.0 L Diesel 1985; W/Big Cam IV Eng.; W/6-Ribbed Belt	44092HD
1988-1987 Idler Pulley; W/V-Ribbed Belt	41174HD	1985 Idler Pulley; W/V-Ribbed Belt	41174HD
1988-1987; W/V-Belt Drive	44084HD	1985; W/Big Cam IV Eng.; W/V-Belt Drive	44084HD
1988-1987 Idler Pulley; W/Flat Idler Pulley	41173HD	1985 Idler Pulley; W/Flat Idler Pulley	41173HD
Cummins C Series 8.3 L Diesel 1996-1988; W/Short Nose W.P.	42352HD	1985 Tensioner Pulley; W/Big Cam III Eng.; W/V-Ribbed Belt	41111HD
1996-1988; W/Long Nose W.P.; W/Hardened Pulley	43321HD	1984	44086HD
1996-1988; W/Long Nose W.P.; W/O Hardened Pulley	43320HD	1983; W/Big Cam I & II Eng.	44086HD
Cummins ISC Diesel 2007-1997	42146HD	1983; W/Big Cam III Eng.	44055HD
Cummins ISL Diesel 2007-2003	42146HD	1982	44086HD
Cummins ISM Diesel 2009-2006	45055HD	Detroit Diesel 6-71 Diesel 1976-1974; W/Turbo; W/Standard Rotation	42321HD
1998	43307HD	1976-1974; W/Turbo; W/Reverse Rotation	42322HD
Cummins L10 Diesel 1996-1991	43307HD	1976-1974; W/O Turbo; W/Standard Rotation	42102HD
1990-1987	44094HD	1976-1974; W/O Turbo; W/Reverse Rotation	42344HD
325		349	
Paccar PX-6 Diesel 2012-2008; W/103.3mm Dia. Pulley	41199HD	Caterpillar 3406 Diesel 1987-1986; W/Flat Gear	45009HD
330		1987-1986 Adapter	44600HDBP
Caterpillar 3406 Diesel 2000-1999	44054HD	Cummins 6-Cyl. 14.0 L Diesel 1987-1986; W/6-Ribbed Belt	44092HD
Caterpillar C7 Diesel 2007	43561HD	1987-1986 Idler Pulley; W/V-Ribbed Belt	41174HD
2005-2004	43561HD	1987-1986; W/V-Belt Drive	44084HD
Cummins C Series 8.3 L Diesel 1996-1995; W/Short Nose W.P.	42352HD	1987-1986 Idler Pulley; W/Flat Idler Pulley	41173HD
1996-1995; W/Long Nose W.P.; W/Hardened Pulley	43321HD	1985-1984; W/Big Cam IV Eng.; W/6-Ribbed Belt ..	44092HD
1996-1995; W/Long Nose W.P.; W/O Hardened Pulley	43320HD	1985-1984 Idler Pulley; W/V-Ribbed Belt	41174HD
Cummins ISB Diesel 2000	41176HD	1985-1984; W/Big Cam IV Eng.; W/V-Belt Drive	44084HD
Cummins ISC Diesel 2007	42146HD	1985-1984 Idler Pulley; W/Flat Idler Pulley	41173HD
2005-1997	42146HD	1985-1984 Tensioner Pulley; W/Big Cam III Eng.; W/V-Ribbed Belt	41111HD
Paccar PX-6 Diesel 2011-2008; W/103.3mm Dia. Pulley	41199HD	Cummins L10 Diesel 1987-1984	44094HD
335		352	
Caterpillar C7 Diesel 2007-2005	43561HD	Caterpillar 3406 Diesel 1981-1974; W/Flat Gear	45009HD
Cummins ISC Diesel 2007-2005	42146HD	1981-1974 Adapter	44600HDBP
Paccar PX-6 Diesel 2010-2008; W/103.3mm Dia. Pulley	41199HD	Cummins 6-Cyl. 14.0 L Diesel 1981-1980	44086HD
		1981-1980 Tensioner Pulley; W/V-Ribbed Belt	41111HD
		1979-1971; W/Full Flow Cool.	44064HD
		1979-1971 Idler Pulley; W/2-Groove Pulley	41129HD
		Detroit Diesel 6-71 Diesel 1969-1965; W/Standard Rotation	42102HD
		1969-1965; W/Reverse Rotation	42344HD
		353	
		Caterpillar 3406 Diesel 1985-1981; W/Flat Gear	45009HD
		1985-1981 Adapter	44600HDBP

Medium & Heavy
Duty Trucks

Application Guide - Medium & Heavy Duty Trucks

Medium & Heavy
Duty Trucks

Application	Part No.	Application	Part No.
Peterbilt - Continued		Peterbilt - Continued	
353 - Continued		357 - Continued	
Cummins 6-Cyl. 14.0 L Diesel		Detroit Diesel 6-Cyl. 11.1 L Diesel	
1986	44055HD	1999-1992; W/Weep Chamber	46002HD
1986 Idler Pulley; W/V-Ribbed Belt	41174HD	1999-1992; W/O Weep Chamber	44066HD
1986 Idler Pulley; W/Flat Idler Pulley	41173HD	Detroit Diesel 6-Cyl. 12.7 L Diesel	
1985; W/Big Cam IV Eng.; W/6-Ribbed Belt	44092HD	2003-1989; W/Weep Chamber	46002HD
1985 Idler Pulley; W/V-Ribbed Belt	41174HD	2003-1989; W/O Weep Chamber	44066HD
1985; W/Big Cam IV Eng.; W/V-Belt Drive	44084HD	359	
1985 Idler Pulley; W/Flat Idler Pulley	41173HD	Caterpillar 3406 Diesel	
1985 Tensioner Pulley; W/Big Cam III Eng.; W/V-Ribbed Belt	41111HD	1987-1976; W/Flat Gear	45009HD
1984	44055HD	1987-1976 Adapter	44600HDBP
1983; W/Big Cam I & II Eng.	44086HD	Cummins 6-Cyl. 14.0 L Diesel	
1983; W/Big Cam III Eng.	44055HD	1987-1986; W/6-Ribbed Belt	44092HD
1982-1981	44086HD	1987-1986 Idler Pulley; W/V-Ribbed Belt	41174HD
357		1987-1986; W/V-Belt Drive	44084HD
Caterpillar 3406 Diesel		1987-1986 Idler Pulley; W/Flat Idler Pulley	41173HD
1999-1996	44054HD	1985; W/Big Cam IV Eng.; W/6-Ribbed Belt	44092HD
1995-1993; W/Dished Gear	44054HD	1985 Idler Pulley; W/V-Ribbed Belt	41174HD
1995-1993; W/Flat Gear	45009HD	1985; W/Big Cam IV Eng.; W/V-Belt Drive	44084HD
1995-1993 Adapter	44600HDBP	1985 Idler Pulley; W/Flat Idler Pulley	41173HD
1992-1987; W/Flat Gear	45009HD	1985 Tensioner Pulley; W/Big Cam III Eng.; W/V-Ribbed Belt	41111HD
1992-1987 Adapter	44600HDBP	1984	44055HD
Caterpillar C12 Diesel		1983; W/Big Cam I & II Eng.	44086HD
2004-2000	44060HD	1983; W/Big Cam III Eng.	44055HD
Caterpillar C15 Diesel		1982	44086HD
2007-2004	44062HD	1981-1980	44086HD
2002-2000	44062HD	1981-1980 Tensioner Pulley; W/V-Ribbed Belt	41111HD
Caterpillar C16 Diesel		1979-1971; W/Full Flow Cool.	44064HD
2002	44051HD	1979-1971 Idler Pulley; W/2-Groove Pulley	41129HD
Cummins 6-Cyl. 14.0 L Diesel		Cummins L10 Diesel	
1991	44052HD	1987-1984	44094HD
1990	44052HD	362	
1990 Idler Pulley; W/V-Ribbed Belt	41174HD	Caterpillar 3406 Diesel	
1990 Idler Pulley; W/Flat Idler Pulley	41173HD	1999-1996	44054HD
1989-1987; W/6-Ribbed Belt	44092HD	1995-1993; W/Dished Gear	44054HD
1989-1987 Idler Pulley; W/V-Ribbed Belt	41174HD	1995-1993; W/Flat Gear	45009HD
1989-1987; W/V-Belt Drive	44084HD	1995-1993 Adapter	44600HDBP
1989-1987 Idler Pulley; W/Flat Idler Pulley	41173HD	1992-1981; W/Flat Gear	45009HD
Cummins C Series 8.3 L Diesel		1992-1981 Adapter	44600HDBP
1996-1991; W/Short Nose W.P.	42352HD	Caterpillar C12 Diesel	
1996-1991; W/Long Nose W.P.; W/Hardened Pulley	43321HD	2004-1999	44060HD
1996-1991; W/Long Nose W.P.; W/O Hardened Pulley	43320HD	Caterpillar C15 Diesel	
1988; W/Short Nose W.P.	42352HD	2003-2000	44062HD
1988; W/Long Nose W.P.; W/Hardened Pulley	43321HD	Cummins 6-Cyl. 14.0 L Diesel	
1988; W/Long Nose W.P.; W/O Hardened Pulley ...	43320HD	1991	44052HD
Cummins ISC Diesel		1990	44052HD
2007-1997	42146HD	1990 Idler Pulley; W/V-Ribbed Belt	41174HD
Cummins ISL Diesel		1990 Idler Pulley; W/Flat Idler Pulley	41173HD
2005	42146HD	1989-1986; W/6-Ribbed Belt	44092HD
2000	42146HD	1989-1986 Idler Pulley; W/V-Ribbed Belt	41174HD
Cummins ISM Diesel		1989-1986; W/V-Belt Drive	44084HD
2001-2000	45055HD	1989-1986 Idler Pulley; W/Flat Idler Pulley	41173HD
Cummins ISX Diesel		1985; W/Big Cam IV Eng.; W/6-Ribbed Belt	44092HD
2007	45052HD	1985 Idler Pulley; W/V-Ribbed Belt	41174HD
2006	45051HD	1985; W/Big Cam IV Eng.; W/V-Belt Drive	44084HD
Cummins L10 Diesel		1985 Idler Pulley; W/Flat Idler Pulley	41173HD
1997-1991	43307HD	1985 Tensioner Pulley; W/Big Cam III Eng.; W/V-Ribbed Belt	41111HD
1997-1991 Idler Pulley	41175HD	1984	44055HD
1990-1987	44094HD	1983; W/Big Cam I & II Eng.	44086HD
Cummins M11 Diesel		1983; W/Big Cam III Eng.	44055HD
1997-1994	43307HD	1982	44086HD
Cummins N14 Diesel		1981	44086HD
1997-1992	44052HD	1981 Tensioner Pulley; W/V-Ribbed Belt	41111HD

Application Guide - Medium & Heavy Duty Trucks

Medium & Heavy
Duty Trucks

Application	Part No.	Application	Part No.
Peterbilt - Continued		Peterbilt - Continued	
362 - Continued		375 - Continued	
Cummins L10 Diesel 1995-1991	43307HD	Cummins C Series 8.3 L Diesel - Continued	
1995-1991 Idler Pulley	41175HD	1988; W/Short Nose W.P.	42352HD
1990-1985	44094HD	1988; W/Long Nose W.P.; W/Hardened Pulley	43321HD
Cummins N14 Diesel 1996-1992	44052HD	1988; W/Long Nose W.P.; W/O Hardened Pulley ...	43320HD
Detroit Diesel 6-Cyl. 11.1 L Diesel		Cummins L10 Diesel	
1996; W/Weep Chamber	46002HD	1996-1994	43307HD
1996; W/O Weep Chamber	44066HD	1993	43307HD
1993-1989; W/Weep Chamber	46002HD	1993 Idler Pulley	41175HD
1993-1989; W/O Weep Chamber	44066HD	1992	43307HD
Detroit Diesel 6-Cyl. 12.7 L Diesel		1991	43307HD
2004-1988; W/Weep Chamber	46002HD	1991 Idler Pulley	41175HD
2004-1988; W/O Weep Chamber	44066HD	1990-1987	44094HD
365		376	
Cummins ISL Diesel 2008	42146HD	Cummins C Series 8.3 L Diesel	
Cummins ISM Diesel 2008	45055HD	1993-1988; W/Short Nose W.P.	42352HD
367		1993-1988; W/Long Nose W.P.; W/Hardened Pulley	43321HD
Caterpillar C15 Diesel 2008	44062HD	1993-1988; W/Long Nose W.P.; W/O Hardened Pulley	43320HD
Cummins ISX Diesel 2009	45052HD	377	
2007	45052HD	Caterpillar 3406 Diesel	
Cummins ISX15 Diesel 2015-2014	45052HD	1999-1996	44054HD
2011-2010	45052HD	1995-1993; W/Dished Gear	44054HD
372		1995-1993; W/Flat Gear	45009HD
Caterpillar 3406 Diesel		1995-1993 Adapter	44600HDBP
1994-1993; W/Dished Gear	44054HD	1992-1987; W/Flat Gear	45009HD
1994-1993; W/Flat Gear	45009HD	1992-1987 Adapter	44600HDBP
1994-1993 Adapter	44600HDBP	Caterpillar C15 Diesel	
1992-1989; W/Flat Gear	45009HD	2000	44051HD
1992-1989 Adapter	44600HDBP	Cummins 6-Cyl. 14.0 L Diesel	
Cummins 6-Cyl. 14.0 L Diesel		1991	44052HD
1991	44052HD	1990	44052HD
1990	44052HD	1990 Idler Pulley; W/V-Ribbed Belt	41174HD
1990 Idler Pulley; W/V-Ribbed Belt	41174HD	1990 Idler Pulley; W/Flat Idler Pulley	41173HD
1990 Idler Pulley; W/Flat Idler Pulley	41173HD	1989-1987; W/6-Ribbed Belt	44092HD
1989; W/6-Ribbed Belt	44092HD	1989-1987 Idler Pulley; W/V-Ribbed Belt	41174HD
1989 Idler Pulley; W/V-Ribbed Belt	41174HD	1989-1987; W/V-Belt Drive	44084HD
1989; W/V-Belt Drive	44084HD	1989-1987 Idler Pulley; W/Flat Idler Pulley	41173HD
1989 Idler Pulley; W/Flat Idler Pulley	41173HD	Cummins L10 Diesel	
Cummins N14 Diesel 1994-1992	44052HD	1997-1992	43307HD
Detroit Diesel 6-Cyl. 11.1 L Diesel; Detroit Diesel 6-Cyl. 12.7 L Diesel		1997-1992 Idler Pulley	41175HD
1993-1989; W/Weep Chamber	46002HD	1991	44094HD
1993-1989; W/O Weep Chamber	44066HD	1991 Idler Pulley	41175HD
375		1990-1987	44094HD
Caterpillar 3406 Diesel		Cummins M11 Diesel	
1988-1987; W/Flat Gear	45009HD	1997	43307HD
1988-1987 Adapter	44600HDBP	Cummins N14 Diesel	
Cummins C Series 8.3 L Diesel		1999-1992	44052HD
1996-1992; W/Short Nose W.P.	42352HD	Detroit Diesel 6-Cyl. 11.1 L Diesel	
1996-1992; W/Long Nose W.P.; W/Hardened Pulley	43321HD	2000-1992; W/Weep Chamber	46002HD
1996-1992; W/Long Nose W.P.; W/O Hardened Pulley	43320HD	2000-1992; W/O Weep Chamber	44066HD
		Detroit Diesel 6-Cyl. 12.7 L Diesel	
		2001-1988; W/Weep Chamber	46002HD
		2001-1988; W/O Weep Chamber	44066HD
		378	
		Caterpillar 3406 Diesel	
		1999-1996	44054HD
		1995-1993; W/Dished Gear	44054HD
		1995-1993; W/Flat Gear	45009HD
		1995-1993 Adapter	44600HDBP
		1992-1988; W/Flat Gear	45009HD
		1992-1988 Adapter	44600HDBP

Application Guide - Medium & Heavy Duty Trucks

Medium & Heavy Duty Trucks

Application	Part No.	Application	Part No.
Peterbilt - Continued		Peterbilt - Continued	
378 - Continued		379 - Continued	
Caterpillar C12 Diesel 2004-1997	44060HD	Cummins L10 Diesel - Continued	
Caterpillar C15 Diesel 2007-2000	44062HD	1990-1987	44094HD
Caterpillar C16 Diesel 2001-2000	44051HD	Cummins M11 Diesel 1997-1994	43307HD
Cummins 6-Cyl. 14.0 L Diesel 1991	44052HD	Cummins N14 Diesel 2003-1992	44052HD
1990	44052HD	Detroit Diesel 6-Cyl. 11.1 L Diesel	
1990 Idler Pulley; W/V-Ribbed Belt	41174HD	2001-1992; W/Weep Chamber	46002HD
1990 Idler Pulley; W/Flat Idler Pulley	41173HD	2001-1992; W/O Weep Chamber	44066HD
1989-1988; W/6-Ribbed Belt	44092HD	Detroit Diesel 6-Cyl. 12.7 L Diesel	
1989-1988 Idler Pulley; W/V-Ribbed Belt	41174HD	2003-1988; W/Weep Chamber	46002HD
1989-1988; W/V-Belt Drive	44084HD	2003-1988; W/O Weep Chamber	44066HD
1989-1988 Idler Pulley; W/Flat Idler Pulley	41173HD		
Cummins ISX Diesel 2007	45052HD	384	
2006	45051HD	Cummins ISM Diesel 2010	45055HD
Cummins L10 Diesel 1997-1988	43307HD	385	
1997-1988 Idler Pulley	41175HD	Caterpillar C12 Diesel 2004-2000	44060HD
Cummins M11 Diesel 1997-1995	43307HD	Cummins C Series 8.3 L Diesel 1996; W/Short Nose W.P.	42352HD
Cummins N14 Diesel 2003-1992	44052HD	1996; W/Long Nose W.P.; W/Hardened Pulley	43321HD
Detroit Diesel 6-Cyl. 11.1 L Diesel		1996; W/Long Nose W.P.; W/O Hardened Pulley ...	43320HD
1999-1992; W/Weep Chamber	46002HD	Cummins ISM Diesel 2000	45055HD
1999-1992; W/O Weep Chamber	44066HD	Cummins ISX Diesel 2007	45052HD
Detroit Diesel 6-Cyl. 12.7 L Diesel		Cummins L10 Diesel 1997-1996	43307HD
2004-1988; W/Weep Chamber	46002HD	1997-1996 Idler Pulley	41175HD
2004-1988; W/O Weep Chamber	44066HD	Cummins M11 Diesel 1997-1996	43307HD
379		Cummins N14 Diesel 2003-2002	44052HD
Caterpillar 3406 Diesel 2000-1996	44054HD	Detroit Diesel 6-Cyl. 12.7 L Diesel	
1995-1993; W/Dished Gear	44054HD	2003-2001; W/Weep Chamber	46002HD
1995-1993; W/Flat Gear	45009HD	2003-2001; W/O Weep Chamber	44066HD
1995-1993 Adapter	44600HDBP	386	
1992-1987; W/Flat Gear	45009HD	Caterpillar C15 Diesel 2010	44062HD
1992-1987 Adapter	44600HDBP	2008-2006	44062HD
Caterpillar C12 Diesel 2004-1997	44060HD	Cummins ISX Diesel 2009-2008	45052HD
Caterpillar C15 Diesel 2007-2000	44062HD	2007	45054HD
Caterpillar C16 Diesel 2003-2000	44051HD	Cummins ISX15 Diesel 2013-2010	45052HD
Cummins 6-Cyl. 14.0 L Diesel 1991	44052HD	387	
1990	44052HD	Caterpillar 3406 Diesel 1986-1984; W/Flat Gear	45009HD
1990 Idler Pulley; W/V-Ribbed Belt	41174HD	1986-1984 Adapter	44600HDBP
1990 Idler Pulley; W/Flat Idler Pulley	41173HD	Caterpillar C12 Diesel 2003-2000	44060HD
1989-1987; W/6-Ribbed Belt	44092HD	Caterpillar C15 Diesel 2008-2001	44062HD
1989-1987 Idler Pulley; W/V-Ribbed Belt	41174HD	Caterpillar C16 Diesel 2003-2001	44051HD
1989-1987; W/V-Belt Drive	44084HD	Cummins 6-Cyl. 14.0 L Diesel 1986; W/6-Ribbed Belt	44092HD
1989-1987 Idler Pulley; W/Flat Idler Pulley	41173HD	1986 Idler Pulley; W/V-Ribbed Belt	41174HD
Cummins ISX Diesel 2007	45054HD	1986; W/V-Belt Drive	44084HD
2006	45051HD	1986 Idler Pulley; W/Flat Idler Pulley	41173HD
Cummins L10 Diesel 1997-1992	43307HD		
1997-1992 Idler Pulley	41175HD		
1991	44094HD		
1991 Idler Pulley	41175HD		

Application Guide - Medium & Heavy Duty Trucks

Medium & Heavy
Duty Trucks

Application	Part No.	Application	Part No.
Peterbilt - Continued		Reo - Continued	
387 - Continued		D Series - Continued	
Cummins 6-Cyl. 14.0 L Diesel - Continued		Cummins C175 Diesel	
1985; W/Big Cam IV Eng.; W/6-Ribbed Belt	44092HD	1962; W/Short Nose W.P.	42352HD
1985 Idler Pulley; W/V-Ribbed Belt	41174HD	1962; W/Long Nose W.P.; W/Hardened Pulley	43321HD
1985; W/Big Cam IV Eng.; W/V-Belt Drive	44084HD	1962; W/Long Nose W.P.; W/O Hardened Pulley ...	43320HD
1985 Idler Pulley; W/Flat Idler Pulley	41173HD	Cummins CF160 Diesel	
1985 Tensioner Pulley; W/Big Cam III Eng.; W/V-Ribbed Belt	41111HD	1963; W/Short Nose W.P.	42352HD
1984	44055HD	1963; W/Long Nose W.P.; W/Hardened Pulley	43321HD
Cummins ISX Diesel		1963; W/Long Nose W.P.; W/O Hardened Pulley ...	43320HD
2009-2008	45052HD	Detroit Diesel 6-71 Diesel	
2006	45051HD	1967; W/Standard Rotation	42102HD
Cummins ISX15 Diesel		1967; W/Reverse Rotation	42344HD
2011-2010	45052HD	1966; W/Turbo; W/Standard Rotation	42321HD
Detroit Diesel 6-Cyl. 12.7 L Diesel		1966; W/Turbo; W/Reverse Rotation	42322HD
2001; W/Weep Chamber	46002HD	1966; W/O Turbo; W/Standard Rotation	42102HD
2001; W/O Weep Chamber	44066HD	1966; W/O Turbo; W/Reverse Rotation	42344HD
388		1965; W/Standard Rotation	42102HD
Caterpillar C15 Diesel		1965; W/Reverse Rotation	42344HD
2011	44062HD	1964-1960; W/Turbo; W/Standard Rotation	42321HD
2009-2007	44062HD	1964-1960; W/Turbo; W/Reverse Rotation	42322HD
Cummins ISX Diesel		1964-1960; W/O Turbo; W/Standard Rotation	42102HD
2008	45052HD	1964-1960; W/O Turbo; W/Reverse Rotation	42344HD
Cummins ISX15 Diesel		Detroit Diesel 6V-53 Diesel	
2015	45052HD	1967-1960; W/Clockwise Eng. Rotation	43310HD
2014-2013	45054HD	1967-1960; W/Counterclockwise Eng. Rotation	43309HD
2012-2010	45052HD	DCL Series	
Cummins ISX-G LNG		Cummins C160 Diesel	
2012	45054HD	1965; W/Short Nose W.P.	42352HD
2011	45052HD	1965; W/Long Nose W.P.; W/Hardened Pulley	43321HD
389		1965; W/Long Nose W.P.; W/O Hardened Pulley ...	43320HD
Caterpillar C15 Diesel		Cummins C175 Diesel	
2011-2008	44062HD	1965; W/Short Nose W.P.	42352HD
Cummins ISX Diesel		1965; W/Long Nose W.P.; W/Hardened Pulley	43321HD
2009-2008	45052HD	1965; W/Long Nose W.P.; W/O Hardened Pulley ...	43320HD
Cummins ISX15 Diesel		1962; W/Short Nose W.P.	42352HD
2015	45054HD	1962; W/Long Nose W.P.; W/Hardened Pulley	43321HD
2012	45052HD	1962; W/Long Nose W.P.; W/O Hardened Pulley ...	43320HD
2011	45054HD	Cummins C180 Diesel;	
567		Cummins CF160 Diesel	
Cummins ISX15 Diesel		1965; W/Short Nose W.P.	42352HD
2015	45054HD	1965; W/Long Nose W.P.; W/Hardened Pulley	43321HD
579		1965; W/Long Nose W.P.; W/O Hardened Pulley ...	43320HD
Cummins ISX15 Diesel		1962; W/Short Nose W.P.	42352HD
2014	45054HD	1962; W/Long Nose W.P.; W/Hardened Pulley	43321HD
587		1962; W/Long Nose W.P.; W/O Hardened Pulley ...	43320HD
Cummins ISX15 Diesel		1960; W/Short Nose W.P.	42352HD
2012-2011	45052HD	1960; W/Long Nose W.P.; W/Hardened Pulley	43321HD
Pierce		1960; W/Long Nose W.P.; W/O Hardened Pulley ...	43320HD
Dash		Detroit Diesel 6-71 Diesel	
Detroit Diesel 6-Cyl. 14.0 L Diesel		1966; W/Turbo; W/Standard Rotation	42321HD
2006; W/Weep Chamber	46002HD	1966; W/Turbo; W/Reverse Rotation	42322HD
2006; W/O Weep Chamber	44066HD	1966; W/O Turbo; W/Standard Rotation	42102HD
Reo		1966; W/O Turbo; W/Reverse Rotation	42344HD
D Series		1965; W/Standard Rotation	42102HD
Cummins C160 Diesel		1965; W/Reverse Rotation	42344HD
1961; W/Short Nose W.P.	42352HD	1964-1960; W/Turbo; W/Standard Rotation	42321HD
1961; W/Long Nose W.P.; W/Hardened Pulley	43321HD	1964-1960; W/Turbo; W/Reverse Rotation	42322HD
1961; W/Long Nose W.P.; W/O Hardened Pulley ...	43320HD	1964-1960; W/O Turbo; W/Standard Rotation	42102HD
		1964-1960; W/O Turbo; W/Reverse Rotation	42344HD
		Detroit Diesel 6V-53 Diesel	
		1966-1960; W/Clockwise Eng. Rotation	43310HD
		1966-1960; W/Counterclockwise Eng. Rotation	43309HD
		DF Series	
		Cummins C160 Diesel	
		1967-1966; W/Short Nose W.P.	42352HD
		1967-1966; W/Long Nose W.P.; W/Hardened Pulley	43321HD

Application Guide - Medium & Heavy Duty Trucks

Medium & Heavy Duty Trucks

Application	Part No.	Application	Part No.
Reo - Continued		Reo - Continued	
DF Series - Continued		E Series - Continued	
Cummins C160 Diesel - Continued		Detroit Diesel 6V-53 Diesel - Continued	
1967-1966; W/Long Nose W.P.; W/O Hardened Pulley	43320HD	1956; W/Clockwise Eng. Rotation	43310HD
1959; W/Short Nose W.P.	42352HD	1956; W/Counterclockwise Eng. Rotation	43309HD
1967; W/Long Nose W.P.; W/Hardened Pulley	43321HD	Scania	
1959; W/Long Nose W.P.; W/O Hardened Pulley ...	43320HD	G-Series	
Cummins C175 Diesel		Scania 5-Cyl. 8.9 L Diesel (Non-US)	
1967; W/Short Nose W.P.	42352HD	2009-2001 Main	⇄49012BH
1967; W/Long Nose W.P.; W/Hardened Pulley	43321HD	or	◆49012
1967; W/Long Nose W.P.; W/O Hardened Pulley ...	43320HD	Scania 5-Cyl. 9.3 L Diesel (Non-US)	
1959; W/Short Nose W.P.	42352HD	2009-2005 Main	⇄49012BH
1959; W/Long Nose W.P.; W/Hardened Pulley	43321HD	or	◆49012
1959; W/Long Nose W.P.; W/O Hardened Pulley ...	43320HD	Scania 6-Cyl. 11.7 L Diesel (Non-US)	
Cummins C180 Diesel		2010-2009 Main	⇄49012BH
1967-1966; W/Short Nose W.P.	42352HD	or	◆49012
1967-1966; W/Long Nose W.P.; W/Hardened Pulley	43321HD	Scania 6-Cyl. 12.7 L Diesel (Non-US)	
1967-1966; W/Long Nose W.P.; W/O Hardened Pulley	43320HD	2011-2008 Main	⇄49012BH
1959-1958; W/Short Nose W.P.	42352HD	or	◆49012
1959-1958; W/Long Nose W.P.; W/Hardened Pulley	43321HD	P-Series	
1959-1958; W/Long Nose W.P.; W/O Hardened Pulley	43320HD	Scania 5-Cyl. 8.9 L Diesel (Non-US)	
Cummins CF160 Diesel		2009-2006 Main	⇄49012BH
1967; W/Short Nose W.P.	42352HD	or	◆49012
1967; W/Long Nose W.P.; W/Hardened Pulley	43321HD	2004-2001 Main	⇄49012BH
1967; W/Long Nose W.P.; W/O Hardened Pulley ...	43320HD	or	◆49012
1962; W/Short Nose W.P.	42352HD	Scania 5-Cyl. 9.3 L Diesel (Non-US); Scania 6-Cyl. 11.0 L Diesel (Non-US)	
1962; W/Long Nose W.P.; W/Hardened Pulley	43321HD	2009-2007 Main	⇄49012BH
1962; W/Long Nose W.P.; W/O Hardened Pulley ...	43320HD	or	◆49012
1959-1958; W/Short Nose W.P.	42352HD	2006	⇄49012BH
1959-1958; W/Long Nose W.P.; W/Hardened Pulley	43321HD	or	◆49012
1959-1958; W/Long Nose W.P.; W/O Hardened Pulley	43320HD	Scania 6-Cyl. 11.7 L Diesel (Non-US)	
Detroit Diesel 6-71 Diesel		2010-2008 Main	⇄49012BH
1967-1966; W/Standard Rotation	42102HD	or	◆49012
1967-1966; W/Reverse Rotation	42344HD	Scania 6-Cyl. 12.7 L Diesel (Non-US)	
1965-1954; W/Turbo; W/Standard Rotation	42321HD	2011-2008 Main	⇄49012BH
1965-1954; W/Turbo; W/Reverse Rotation	42322HD	or	◆49012
1965-1954; W/O Turbo; W/Standard Rotation	42102HD	Scania 6-Cyl. 15.6 L Diesel (Non-US)	
1965-1954; W/O Turbo; W/Reverse Rotation	42344HD	2009-2007 Main	⇄49012BH
Detroit Diesel 6V-53 Diesel		or	◆49012
1967-1954; W/Clockwise Eng. Rotation	43310HD	2006	⇄49012BH
1967-1954; W/Counterclockwise Eng. Rotation	43309HD	or	◆49012
E Series		R-Series	
Cummins C180 Diesel		Scania 6-Cyl. 11.0 L Diesel (Non-US)	
1966; W/Long Nose W.P.; W/Hardened Pulley	43321HD	2009-2007 Main	⇄49012BH
1957; W/Short Nose W.P.	42352HD	or	◆49012
1957; W/Long Nose W.P.; W/Hardened Pulley	43321HD	2006	⇄49012BH
1957; W/Long Nose W.P.; W/O Hardened Pulley ...	43320HD	or	◆49012
Cummins CF160 Diesel		Scania 6-Cyl. 11.7 L Diesel (Non-US)	
1961; W/Short Nose W.P.	42352HD	2010-2009 Main	⇄49012BH
1961; W/Long Nose W.P.; W/Hardened Pulley	43321HD	or	◆49012
1961; W/Long Nose W.P.; W/O Hardened Pulley ...	43320HD	Does Not Include Back Housing.	
Detroit Diesel 6-71 Diesel			
1967-1965; W/Standard Rotation	42102HD		
1967-1965; W/Reverse Rotation	42344HD		
1964-1954; W/Turbo; W/Standard Rotation	42321HD		
1964-1954; W/Turbo; W/Reverse Rotation	42322HD		
1964-1954; W/O Turbo; W/Standard Rotation	42102HD		
1964-1954; W/O Turbo; W/Reverse Rotation	42344HD		
Detroit Diesel 6V-53 Diesel			
1967-1960; W/Clockwise Eng. Rotation	43310HD		
1967-1960; W/Counterclockwise Eng. Rotation	43309HD		

⇄Includes Back Housing.

◆Does Not Include Back Housing.

Application Guide - Medium & Heavy Duty Trucks

Medium & Heavy
Duty Trucks

Application	Part No.	Application	Part No.
Scania - Continued		Sterling - Continued	
R-Series - Continued		L-Line	
Scania 6-Cyl. 12.7 L Diesel (Non-US) 2011-2008 Main	❖49012BH or ❖49012	Caterpillar 3406 Diesel 2001-1998	44054HD
Scania 6-Cyl. 15.6 L Diesel (Non-US) 2009-2006 Main	❖49012BH or ❖49012	Caterpillar C7 Diesel 2007-2004	43561HD
Sterling		Caterpillar C12 Diesel 2004-2000	44060HD
Acterra		Caterpillar C15 Diesel 2008-2001	44062HD
Caterpillar C7 Diesel 2008-2004	43561HD	Caterpillar C16 Diesel 2001	44051HD
Cummins ISB Diesel 2003-2001	41176HD	Cummins ISB Diesel 2003-1998	41176HD
Cummins ISC Diesel 2008-2001	42146HD	Cummins ISC Diesel 2007-1998	42146HD
Cummins N14 Diesel 2001	44052HD	Cummins ISL Diesel 2004-2001	42146HD
A-Line		Cummins M11 Diesel 1998	43307HD
Caterpillar 3406 Diesel 2001-1998	44054HD	Cummins N14 Diesel 2003-1998	44052HD
Caterpillar C12 Diesel 2004-2000	44060HD	Detroit Diesel 6-Cyl. 11.1 L Diesel 2002-1998; W/Weep Chamber	46002HD
Caterpillar C15 Diesel 2007-2000	44062HD	2002-1998; W/O Weep Chamber	44066HD
Caterpillar C16 Diesel 2000	44051HD	Detroit Diesel 6-Cyl. 12.7 L Diesel 2007-1998; W/Weep Chamber	46002HD
Cummins ISL Diesel 2003	42146HD	2007-1998; W/O Weep Chamber	44066HD
Cummins M11 Diesel 1998	43307HD	Detroit Diesel 6-Cyl. 14.0 L Diesel 2007-2003; W/Weep Chamber	46002HD
Cummins N14 Diesel 2003-1998	44052HD	2007-2003; W/O Weep Chamber	44066HD
Detroit Diesel 6-Cyl. 11.1 L Diesel 2002-1998; W/Weep Chamber	46002HD	Detroit Diesel DD13 Diesel; Detroit Diesel DD15 Diesel 2009	44057HD
2002-1998; W/O Weep Chamber	44066HD	Nightshift	
Detroit Diesel 6-Cyl. 12.7 L Diesel 2006-1998; W/Weep Chamber	46002HD	Detroit Diesel DD15 Diesel 2009	44057HD
2006-1998; W/O Weep Chamber	44066HD	SC7000	
Detroit Diesel 6-Cyl. 14.0 L Diesel 2006-2003; W/Weep Chamber	46002HD	Cummins ISB Diesel 2002	41176HD
2006-2003; W/O Weep Chamber	44066HD	Cummins ISC Diesel 2002	42146HD
Detroit Diesel DD13 Diesel 2009	44057HD	SC8000	
Detroit Diesel DD15 Diesel 2009-2008	44057HD	Cummins ISB Diesel 2005-1998	41176HD
Condor		Cummins ISC Diesel 2002	42146HD
Caterpillar C7 Diesel 2006	43561HD	Silver Star	
2004	43561HD	Caterpillar 3406 Diesel 2000-1999	44054HD
Caterpillar C12 Diesel 2003-2002	44060HD	Caterpillar C15 Diesel 2003-2002	44062HD
Cummins ISC Diesel 2003-2002	42146HD	2000	44062HD
Cummins ISL Diesel 2007-2002	42146HD	Caterpillar C16 Diesel 2003-2002	44051HD
		2000	44051HD
		Cummins N14 Diesel 2003-1999	44052HD
		Detroit Diesel 6-Cyl. 12.7 L Diesel 2003-2000; W/Weep Chamber	46002HD
		2003-2000; W/O Weep Chamber	44066HD

❖Includes Back Housing.

❖Does Not Include Back Housing.

Application Guide - Medium & Heavy Duty Trucks

Medium & Heavy Duty Trucks

Application	Part No.	Application	Part No.
Studebaker		Volvo - Continued	
E15; E25		Autohailer - Continued	
Detroit Diesel 3-53 Diesel		Detroit Diesel 6-Cyl. 12.7 L Diesel	
1964-1963; W/Clockwise Eng. Rotation	43310HD	2001-1997; W/Weep Chamber	46002HD
1964-1963; W/Counterclockwise Eng. Rotation	43309HD	2001-1997; W/O Weep Chamber	44066HD
E35; E45		Detroit Diesel Series 60 Diesel	
Detroit Diesel 4-53 Diesel		1993-1991; W/Weep Chamber	46002HD
1964-1962; W/Clockwise Eng. Rotation	43310HD	1993-1991; W/O Weep Chamber	44066HD
1964-1962; W/Counterclockwise Eng. Rotation	43309HD	VHD	
Terex		Cummins ISL Diesel	
FD3000 Mixer		2005-2004	42146HD
Cummins ISM Diesel		Cummins N14 Diesel	
2010	45052HD	2001	44052HD
FD4000 Mixer		Detroit Diesel Series 60 Diesel	
Cummins ISM Diesel		2001; W/Weep Chamber	46002HD
2010	45052HD	2001; W/O Weep Chamber	44066HD
MTU Series 1300 Diesel		VN Series	
2014-2013	44057HD	Caterpillar 3406 Diesel	
FD5000 Mixer		1999-1997	44054HD
MTU Series 1300 Diesel		Cummins ISM Diesel	
2014-2013	44057HD	2003	45055HD
FD6000 Mixer		Cummins ISX Diesel	
MTU Series 1300 Diesel		2009	45052HD
2014-2012	44057HD	2007-2004	45054HD
FDB4000 Mixer		Cummins ISX15 Diesel	
MTU Series 1300 Diesel		2015-2010	45052HD
2014	44057HD	Cummins M11 Diesel	
2012	44057HD	1997	43307HD
FDB6000 Mixer		Cummins N14 Diesel	
Detroit Diesel DD15 Diesel		2003-1998	44052HD
2011-2010	44057HD	Detroit Diesel 6-Cyl. 11.1 L Diesel	
MTU Series 1300 Diesel		2002-1998; W/Weep Chamber	46002HD
2014	44057HD	2002-1998; W/O Weep Chamber	44066HD
2012	44057HD	Detroit Diesel 6-Cyl. 12.7 L Diesel	
FDB7000 Mixer		2003-1998; W/Weep Chamber	46002HD
MTU Series 1300 Diesel		2003-1998; W/O Weep Chamber	44066HD
2014	44057HD	WCA Series	
2012	44057HD	Caterpillar 3406 Diesel	
Volvo		1997-1996	44054HD
Autocar		Cummins 6-Cyl. 14.0 L Diesel	
Caterpillar 3406 Diesel		1990	44052HD
1999-1996	44054HD	1990 Idler Pulley; W/V-Ribbed Belt	41174HD
Cummins L10 Diesel; Cummins M11 Diesel		1990 Idler Pulley; W/Flat Idler Pulley	41173HD
1998-1996	43307HD	Cummins L10 Diesel	
Cummins N14 Diesel		1993-1991	43307HD
2001-1996	44052HD	1990	44094HD
Detroit Diesel 6-Cyl. 11.1 L Diesel; Detroit Diesel 6-Cyl. 12.7 L Diesel		Cummins M11 Diesel	
2001-1996; W/Weep Chamber	46002HD	1997-1996	43307HD
2001-1996; W/O Weep Chamber	44066HD	Cummins N14 Diesel	
Autohailer		1998-1996	44052HD
Detroit Diesel 6-Cyl. 11.1 L Diesel		1993-1991	44052HD
2001-1996; W/Weep Chamber	46002HD	Detroit Diesel 6-Cyl. 11.1 L Diesel; Detroit Diesel 6-Cyl. 12.7 L Diesel	
2001-1996; W/O Weep Chamber	44066HD	1998-1996; W/Weep Chamber	46002HD
		1998-1996; W/O Weep Chamber	44066HD
		Detroit Diesel Series 60 Diesel	
		1993-1991; W/Weep Chamber	46002HD
		1993-1991; W/O Weep Chamber	44066HD

Application Guide - Medium & Heavy Duty Trucks

Application	Part No.	Application	Part No.
Volvo - Continued		Volvo - Continued	
WCM Series		WIA Series	
Cummins 6-Cyl. 14.0 L Diesel 1990	44052HD	Caterpillar 3406 Diesel 1998-1996	44054HD
1990 Idler Pulley; W/V-Ribbed Belt	41174HD	Cummins 6-Cyl. 14.0 L Diesel 1990	44052HD
1990 Idler Pulley; W/Flat Idler Pulley	41173HD	1990 Idler Pulley; W/V-Ribbed Belt	41174HD
Cummins L10 Diesel 1993-1991	43307HD	1990 Idler Pulley; W/Flat Idler Pulley	41173HD
1990	44094HD	Cummins L10 Diesel 1997	43307HD
Cummins N14 Diesel 1993-1991	44052HD	1993-1991	43307HD
Detroit Diesel Series 60 Diesel 1993-1991; W/Weep Chamber	46002HD	1990	44094HD
1993-1991; W/O Weep Chamber	44066HD	Cummins M11 Diesel 1997-1996	43307HD
WCS Series		Cummins N14 Diesel 1998-1996	44052HD
Cummins 6-Cyl. 14.0 L Diesel 1990	44052HD	1993-1991	44052HD
1990 Idler Pulley; W/V-Ribbed Belt	41174HD	Detroit Diesel 6-Cyl. 11.1 L Diesel; Detroit Diesel 6-Cyl. 12.7 L Diesel	
1990 Idler Pulley; W/Flat Idler Pulley	41173HD	1998-1996; W/Weep Chamber	46002HD
Cummins L10 Diesel 1990	44094HD	1998-1996; W/O Weep Chamber	44066HD
WG Series		Detroit Diesel Series 60 Diesel 1993-1991; W/Weep Chamber	46002HD
Cummins 6-Cyl. 14.0 L Diesel 1990	44052HD	1993-1991; W/O Weep Chamber	44066HD
1990 Idler Pulley; W/V-Ribbed Belt	41174HD	WIL Series	
1990 Idler Pulley; W/Flat Idler Pulley	41173HD	Cummins 6-Cyl. 14.0 L Diesel 1990	44052HD
Cummins L10 Diesel 1997-1996	43307HD	1990 Idler Pulley; W/V-Ribbed Belt	41174HD
1993-1991	43307HD	1990 Idler Pulley; W/Flat Idler Pulley	41173HD
1990	44094HD	Cummins L10 Diesel 1990	44094HD
Cummins M11 Diesel 1997-1996	43307HD	WIM Series	
Cummins N14 Diesel 2001-1999	44052HD	Cummins 6-Cyl. 14.0 L Diesel 1990	44052HD
1997-1996	44052HD	1990 Idler Pulley; W/V-Ribbed Belt	41174HD
1993-1991	44052HD	1990 Idler Pulley; W/Flat Idler Pulley	41173HD
Detroit Diesel 6-Cyl. 11.1 L Diesel 2000-1996; W/Weep Chamber	46002HD	Cummins L10 Diesel 1993-1991	43307HD
2000-1996; W/O Weep Chamber	44066HD	1990	44094HD
Detroit Diesel 6-Cyl. 12.7 L Diesel 2000-1999; W/Weep Chamber	46002HD	Cummins N14 Diesel 1993-1991	44052HD
2000-1999; W/O Weep Chamber	44066HD	Detroit Diesel Series 60 Diesel 1993-1991; W/Weep Chamber	46002HD
Detroit Diesel Series 60 Diesel 1993-1991; W/Weep Chamber	46002HD	1993-1991; W/O Weep Chamber	44066HD
1993-1991; W/O Weep Chamber	44066HD	Xpeditor	
WH Series		Caterpillar 3208 Diesel 1990; W/Non-Threaded Pulley	43233HD
Cummins 6-Cyl. 14.0 L Diesel 1990	44052HD	1990; W/Threaded Pulley	43059HD
1990 Idler Pulley; W/V-Ribbed Belt	41174HD	1990; W/O Pulley	42351HD
1990 Idler Pulley; W/Flat Idler Pulley	41173HD	Cummins C Series 8.3 L Diesel 1997-1996; W/Short Nose W.P.	42352HD
Cummins N14 Diesel 1996	44052HD	1997-1996; W/Long Nose W.P.; W/Hardened Pulley	43321HD
1993-1991	44052HD	1997-1996; W/Long Nose W.P.; W/O Hardened Pulley	43320HD
Detroit Diesel 6-Cyl. 11.1 L Diesel; Detroit Diesel 6-Cyl. 12.7 L Diesel 1996; W/Weep Chamber	46002HD	Cummins L10 Diesel 1998-1996	43307HD
1996; W/O Weep Chamber	44066HD	1993-1991	43307HD
Detroit Diesel Series 60 Diesel 1993-1991; W/Weep Chamber	46002HD	1990	44094HD
1993-1991; W/O Weep Chamber	44066HD	Cummins M11 Diesel 1998-1996	43307HD

Medium & Heavy
Duty Trucks

Application Guide - Medium & Heavy Duty Trucks

Medium & Heavy Duty Trucks

Application	Part No.	Application	Part No.
Western Star		Western Star - Continued	
3800 Series		4800 Series - Continued	
Caterpillar 3406 Diesel		Detroit Diesel 6-71 Diesel	
1989; W/Flat Gear	45009HD	1988-1979; W/Turbo; W/Standard Rotation	42321HD
1989 Adapter	44600HDBP	1988-1979; W/Turbo; W/Reverse Rotation	42322HD
Cummins 6-Cyl. 14.0 L Diesel		1988-1979; W/O Turbo; W/Standard Rotation	42102HD
1989; W/6-Ribbed Belt	44092HD	1988-1979; W/O Turbo; W/Reverse Rotation	42344HD
1989 Idler Pulley; W/V-Ribbed Belt	41174HD	Detroit Diesel 6-Cyl. 11.1 L	
1989; W/V-Belt Drive	44084HD	Diesel; Detroit Diesel 6-Cyl.	
1989 Idler Pulley; W/Flat Idler Pulley	41173HD	12.7 L Diesel	
Cummins C Series 8.3 L Diesel		1996-1991; W/Weep Chamber	46002HD
1990-1989; W/Short Nose W.P.	42352HD	1996-1991; W/O Weep Chamber	44066HD
1990-1989; W/Long Nose W.P.; W/Hardened		4800SB; 4800SF; 4800TS	
Pulley	43321HD	Detroit Diesel DD13 Diesel	
1990-1989; W/Long Nose W.P.; W/O Hardened		2015-2012	44057HD
Pulley	43320HD	4900 Series	
Cummins L10 Diesel		Caterpillar 3406 Diesel	
1996-1991	43307HD	2002-1991	44054HD
1990-1989	44094HD	1990-1980; W/Flat Gear	45009HD
Cummins M11 Diesel		1990-1980 Adapter	44600HDBP
1997-1992	43307HD	Caterpillar C12 Diesel	
4700SB		2002-1997	44060HD
Detroit Diesel DD13 Diesel		Caterpillar C15 Diesel	
2014-2012	44057HD	2002-2000	44062HD
4700SF		Caterpillar C16 Diesel	
Detroit Diesel DD13 Diesel		2002-2000	44051HD
2015-2012	44057HD	Cummins 6-Cyl. 14.0 L Diesel	
4800 Series		1992-1991; W/6-Ribbed Belt	44092HD
Caterpillar 3176 Diesel		1992-1991; W/V-Belt Drive	44084HD
1997-1996	44060HD	1990-1986; W/6-Ribbed Belt	44092HD
Caterpillar 3406 Diesel		1990-1986 Idler Pulley; W/V-Ribbed Belt	41174HD
2000-1990	44054HD	1990-1986; W/V-Belt Drive	44084HD
1989-1980; W/Flat Gear	45009HD	1990-1986 Idler Pulley; W/Flat Idler Pulley	41173HD
1989-1980 Adapter	44600HDBP	1985; W/Big Cam IV Eng.; W/6-Ribbed Belt	44092HD
Caterpillar C10 Diesel		1985 Idler Pulley; W/V-Ribbed Belt	41174HD
2001	44060HD	1985; W/Big Cam IV Eng.; W/V-Belt Drive	44084HD
1998-1997	44060HD	1985 Idler Pulley; W/Flat Idler Pulley	41173HD
Caterpillar C12 Diesel		1985 Tensioner Pulley; W/Big Cam III Eng.;	
2000	44060HD	W/V-Ribbed Belt	41111HD
Cummins 6-Cyl. 14.0 L Diesel		1984	44055HD
1990-1986; W/6-Ribbed Belt	44092HD	1983; W/Big Cam I & II Eng.	44086HD
1990-1986 Idler Pulley; W/V-Ribbed Belt	41174HD	1983; W/Big Cam III Eng.	44055HD
1990-1986; W/V-Belt Drive	44084HD	1982	44086HD
1990-1986 Idler Pulley; W/Flat Idler Pulley	41173HD	1981-1978	44086HD
1985; W/Big Cam IV Eng.; W/6-Ribbed Belt	44092HD	1981-1978 Tensioner Pulley; W/V-Ribbed Belt	41111HD
1985 Idler Pulley; W/V-Ribbed Belt	41174HD	Cummins C Series 8.3 L Diesel	
1985; W/Big Cam IV Eng.; W/V-Belt Drive	44084HD	1989; W/Short Nose W.P.	42352HD
1985 Idler Pulley; W/Flat Idler Pulley	41173HD	1989; W/Long Nose W.P.; W/Hardened Pulley	43321HD
1985 Tensioner Pulley; W/Big Cam III Eng.;		1989; W/Long Nose W.P.; W/O Hardened Pulley ...	43320HD
W/V-Ribbed Belt	41111HD	Cummins L10 Diesel	
1984	44055HD	1996-1991	43307HD
1983; W/Big Cam I & II Eng.	44086HD	1990-1986	44094HD
1983; W/Big Cam III Eng.	44055HD	Cummins M11 Diesel	
1982	44086HD	1997-1994	43307HD
1981-1980	44086HD	Cummins N14 Diesel	
1981-1980 Tensioner Pulley; W/V-Ribbed Belt	41111HD	2001-1993	44052HD
Cummins C Series 8.3 L Diesel		Detroit Diesel 6-71 Diesel	
1989; W/Short Nose W.P.	42352HD	1988-1979; W/Turbo; W/Standard Rotation	42321HD
1989; W/Long Nose W.P.; W/Hardened Pulley	43321HD	1988-1979; W/Turbo; W/Reverse Rotation	42322HD
1989; W/Long Nose W.P.; W/O Hardened Pulley ...	43320HD	1988-1979; W/O Turbo; W/Standard Rotation	42102HD
Cummins L10 Diesel		1988-1979; W/O Turbo; W/Reverse Rotation	42344HD
1996-1991	43307HD	Detroit Diesel 6-Cyl. 11.1 L	
1990-1986	44094HD	Diesel	
Cummins M11 Diesel		2001-1992; W/Weep Chamber	46002HD
1997-1992	43307HD	2001-1992; W/O Weep Chamber	44066HD

Application Guide - Medium & Heavy Duty Trucks

Application	Part No.	Application	Part No.
Western Star - Continued		Western Star - Continued	
4900 Series - Continued		4900SA - Continued	
Detroit Diesel 6-Cyl. 12.7 L Diesel		Detroit Diesel 6-Cyl. 12.7 L Diesel	
2002-1989; W/Weep Chamber	46002HD	2007-2002; W/Weep Chamber	46002HD
2002-1989; W/O Weep Chamber	44066HD	2007-2002; W/O Weep Chamber	44066HD
4900EX		4900SB	
Caterpillar 3406 Diesel 2003	44054HD	Detroit Diesel 6-Cyl. 14.0 L Diesel	
Caterpillar C15 Diesel 2007-2002	44062HD	2007-2003; W/Weep Chamber	46002HD
Caterpillar C16 Diesel 2003	44051HD	2007-2003; W/O Weep Chamber	44066HD
Cummins ISX15 Diesel 2015	45052HD	Detroit Diesel DD13 Diesel 2015-2014	44057HD
2013	45052HD	2012-2011	44057HD
Detroit Diesel 6-Cyl. 12.7 L Diesel		Detroit Diesel DD15 Diesel 2011-2009	44057HD
2006-2002; W/Weep Chamber	46002HD	4900SF; 4900TS; 4900XD	
2006-2002; W/O Weep Chamber	44066HD	Cummins ISX15 Diesel 2015	45052HD
Detroit Diesel 6-Cyl. 14.0 L Diesel		2013	45052HD
2006-2003; W/Weep Chamber	46002HD	Detroit Diesel DD13 Diesel 2015-2012	44057HD
2006-2003; W/O Weep Chamber	44066HD	Detroit Diesel DD15 Diesel 2013-2012	44057HD
Detroit Diesel DD13 Diesel 2015-2011	44057HD	4900FA	
Detroit Diesel DD15 Diesel 2013-2010	44057HD	Caterpillar 3406 Diesel 2003	44054HD
4900FA		Caterpillar C15 Diesel 2008-2002	44062HD
Caterpillar 3406 Diesel 2003	44054HD	Caterpillar C16 Diesel 2003	44051HD
Caterpillar C15 Diesel 2008-2002	44062HD	Cummins ISX15 Diesel 2015	45052HD
Caterpillar C16 Diesel 2003	44051HD	2013	45052HD
Cummins ISX15 Diesel 2015	45052HD	Detroit Diesel 6-Cyl. 12.7 L Diesel	
2013	45052HD	2008-2002; W/Weep Chamber	46002HD
Detroit Diesel 6-Cyl. 12.7 L Diesel		2008-2002; W/O Weep Chamber	44066HD
2007-2003; W/Weep Chamber	46002HD	Detroit Diesel 6-Cyl. 14.0 L Diesel	
2007-2003; W/O Weep Chamber	44066HD	2007-2003; W/Weep Chamber	46002HD
Detroit Diesel DD13 Diesel 2015-2014	44057HD	2007-2003; W/O Weep Chamber	44066HD
2012	44057HD	Detroit Diesel DD13 Diesel 2015-2014	44057HD
Detroit Diesel DD15 Diesel 2014	44057HD	2012	44057HD
2012-2010	44057HD	Detroit Diesel DD15 Diesel 2013-2012	44057HD
4900SA		5700XE	
Caterpillar 3406 Diesel 2003	44054HD	Detroit Diesel DD13 Diesel 2015	44057HD
Caterpillar C15 Diesel 2008-2002	44062HD	5800 Series	
Caterpillar C16 Diesel 2003-2002	44051HD	Caterpillar 3406 Diesel 2000-1996	44054HD
Cummins ISX15 Diesel 2015	45052HD	5900 Series	
2013	45052HD	Caterpillar 3406 Diesel 2000-1990	44054HD
4900SA		Caterpillar C12 Diesel 2002	44060HD
Caterpillar 3406 Diesel 2003	44054HD	Cummins 6-Cyl. 14.0 L Diesel 1992-1990; W/6-Ribbed Belt	44092HD
Caterpillar C15 Diesel 2008-2002	44062HD	1992-1990; W/V-Belt Drive	44084HD
Caterpillar C16 Diesel 2003-2002	44051HD	Cummins L10 Diesel 1994-1993	43307HD
Cummins ISX15 Diesel 2015	45052HD	Cummins N14 Diesel 2001-1995	44052HD
2013	45052HD	Detroit Diesel 6-Cyl. 11.1 L Diesel	
4900SA		2000-1998; W/Weep Chamber	46002HD
Caterpillar 3406 Diesel 2003	44054HD	2000-1998; W/O Weep Chamber	44066HD
Caterpillar C15 Diesel 2008-2002	44062HD	Detroit Diesel 6-Cyl. 12.7 L Diesel	
Caterpillar C16 Diesel 2003-2002	44051HD	2002-1990; W/Weep Chamber	46002HD
Cummins ISX15 Diesel 2015	45052HD	2002-1990; W/O Weep Chamber	44066HD
2013	45052HD	6900 Series	
4900SA		Caterpillar 3406 Diesel 2000-1995	44054HD
Caterpillar 3406 Diesel 2003	44054HD	1990-1989; W/Flat Gear	45009HD
Caterpillar C15 Diesel 2008-2002	44062HD	1990-1989 Adapter	44600HDBP
Caterpillar C16 Diesel 2003-2002	44051HD	Caterpillar C15 Diesel 2001	44062HD
Cummins ISX15 Diesel 2015	45052HD		
2013	45052HD		

Medium & Heavy Duty Trucks

Application Guide - Medium & Heavy Duty Trucks

Medium & Heavy Duty Trucks

Application	Part No.	Application	Part No.
Western Star - Continued		White - Continued	
6900 Series - Continued		2300 Series - Continued	
Cummins 6-Cyl. 14.0 L Diesel		Detroit Diesel 6V-53 Diesel - Continued	
1992-1991; W/6-Ribbed Belt	44092HD	1970-1969; W/Counterclockwise Eng. Rotation	43309HD
1992-1991; W/V-Belt Drive	44084HD	4000 Series	
1990-1989; W/6-Ribbed Belt	44092HD	Cummins 6-Cyl. 14.0 L Diesel	
1990-1989 Idler Pulley; W/V-Ribbed Belt	41174HD	1972-1971; W/Full Flow Cool.	44064HD
1990-1989; W/V-Belt Drive	44084HD	1972-1971 Idler Pulley; W/2-Groove Pulley	41129HD
1990-1989 Idler Pulley; W/Flat Idler Pulley	41173HD	Cummins C Series 8.3 L Diesel	
Cummins C Series 8.3 L Diesel		1972-1969; W/Short Nose W.P.	42352HD
1989; W/Short Nose W.P.	42352HD	1972-1969; W/Long Nose W.P.; W/Hardened Pulley	43321HD
1989; W/Long Nose W.P.; W/Hardened Pulley	43321HD	1972-1969; W/Long Nose W.P.; W/O Hardened Pulley	43320HD
1989; W/Long Nose W.P.; W/O Hardened Pulley ...	43320HD	Cummins NH230 Diesel	
Cummins L10 Diesel		1973-1968; W/Pulley	43238HD
1989	44094HD	1973-1968; W/O Pulley	42309
6900TS		Cummins NHC250 Diesel	
Detroit Diesel DD15 Diesel		1972-1968; W/Pulley	43238HD
2014-2012	44057HD	1972-1968; W/O Pulley	42309
6900XD		Detroit Diesel 6-71 Diesel	
Caterpillar C15 Diesel		1973-1972; W/Turbo; W/Standard Rotation	42321HD
2007-2005	44062HD	1973-1972; W/Turbo; W/Reverse Rotation	42322HD
Cummins ISX15 Diesel		1973-1972; W/O Turbo; W/Standard Rotation	42102HD
2015	45052HD	1973-1972; W/O Turbo; W/Reverse Rotation	42344HD
Detroit Diesel 6-Cyl. 12.7 L Diesel		6000 Series	
2007-2002; W/Weep Chamber	46002HD	Cummins 6-Cyl. 14.0 L Diesel	
2007-2002; W/O Weep Chamber	44066HD	1973-1971; W/Full Flow Cool.	44064HD
Detroit Diesel 6-Cyl. 14.0 L Diesel		1973-1971 Idler Pulley; W/2-Groove Pulley	41129HD
2006-2005; W/Weep Chamber	46002HD	Cummins NH230 Diesel	
2006-2005; W/O Weep Chamber	44066HD	1973-1968; W/Pulley	43238HD
Detroit Diesel DD15 Diesel		1973-1968; W/O Pulley	42309
2014-2010	44057HD	Cummins NHC250 Diesel	
WSH Series		1974-1971; W/Pulley	43238HD
Caterpillar 3406 Diesel		1974-1971; W/O Pulley	42309
1982-1979; W/Flat Gear	45009HD	Detroit Diesel 6V-53 Diesel	
1982-1979 Adapter	44600HDBP	1972; W/Clockwise Eng. Rotation	43310HD
Cummins 6-Cyl. 14.0 L Diesel		1972; W/Counterclockwise Eng. Rotation	43309HD
1984	44055HD	7000 Series	
1983; W/Big Cam I & II Eng.	44086HD	Cummins 6-Cyl. 14.0 L Diesel	
1983; W/Big Cam III Eng.	44055HD	1971; W/Full Flow Cool.	44064HD
1982-1981	44086HD	1971 Idler Pulley; W/2-Groove Pulley	41129HD
1980	44086HD	Cummins NH230 Diesel	
1980 Tensioner Pulley; W/V-Ribbed Belt	41111HD	1969; W/Pulley	43238HD
1979	44086HD	1969; W/O Pulley	42309
White		Cummins NHC250 Diesel	
1200 Series		1972; W/Pulley	43238HD
GM V-8 366		1972; W/O Pulley	42309
1971-1969	45003	1969; W/Pulley	43238HD
1500 Series		1969; W/O Pulley	42309
Cummins 6-Cyl. 14.0 L Diesel		9000 Series	
1973; W/Full Flow Cool.	44064HD	Cummins 6-Cyl. 14.0 L Diesel	
1973 Idler Pulley; W/2-Groove Pulley	41129HD	1972; W/Full Flow Cool.	44064HD
Detroit Diesel 6V-53 Diesel		1972 Idler Pulley; W/2-Groove Pulley	41129HD
1972; W/Clockwise Eng. Rotation	43310HD	Cummins NHC250 Diesel	
1972; W/Counterclockwise Eng. Rotation	43309HD	1971-1968; W/Pulley	43238HD
2300 Series		1971-1968; W/O Pulley	42309
Cummins C Series 8.3 L Diesel		Construcktor Series	
1970-1969; W/Short Nose W.P.	42352HD	Cummins 6-Cyl. 14.0 L Diesel	
1970-1969; W/Long Nose W.P.; W/Hardened Pulley	43321HD	1972-1971; W/Full Flow Cool.	44064HD
1970-1969; W/Long Nose W.P.; W/O Hardened Pulley	43320HD	1972-1971 Idler Pulley; W/2-Groove Pulley	41129HD
Detroit Diesel 6V-53 Diesel		Cummins NH230 Diesel	
1970-1969; W/Clockwise Eng. Rotation	43310HD	1977-1974; W/Pulley	43238HD
		1977-1974; W/O Pulley	42309

Application Guide - Medium & Heavy Duty Trucks

 Medium & Heavy
Duty Trucks

Application	Part No.	Application	Part No.
White - Continued		White - Continued	
Construcktor Series - Continued		Road Xpeditor 2 - Continued	
Cummins NHD230 Diesel 1974-1972; W/Pulley	43238HD	Cummins 6-Cyl. 14.0 L Diesel 1982	44086HD
1974-1972; W/O Pulley	42309	1981-1980	44086HD
Road Boss		1981-1980 Tensioner Pulley; W/V-Ribbed Belt	41111HD
Caterpillar 3208 Diesel 1977-1976; W/Non-Threaded Pulley	43233HD	1979-1977; W/Full Flow Cool.	44064HD
1977-1976; W/Threaded Pulley	43059HD	1979-1977 Idler Pulley; W/2-Groove Pulley	41129HD
1977-1976; W/O Pulley	42351HD	Detroit Diesel 6-71 Diesel	
Cummins 6-Cyl. 14.0 L Diesel 1977-1974; W/Full Flow Cool.	44064HD	1983-1978; W/Turbo; W/Standard Rotation	42321HD
1977-1974 Idler Pulley; W/2-Groove Pulley	41129HD	1983-1978; W/Turbo; W/Reverse Rotation	42322HD
Detroit Diesel 6-71 Diesel		1983-1978; W/O Turbo; W/Standard Rotation	42102HD
1975-1974; W/Turbo; W/Standard Rotation	42321HD	1983-1978; W/O Turbo; W/Reverse Rotation	42344HD
1975-1974; W/Turbo; W/Reverse Rotation	42322HD	WCA	
1975-1974; W/O Turbo; W/Standard Rotation	42102HD	Caterpillar 3406 Diesel 1988; W/Flat Gear	45009HD
1975-1974; W/O Turbo; W/Reverse Rotation	42344HD	1988 Adapter	44600HDBP
Road Boss 2		Cummins 6-Cyl. 14.0 L Diesel 1988; W/6-Ribbed Belt	44092HD
Cummins 6-Cyl. 14.0 L Diesel 1983; W/Big Cam I & II Eng.	44086HD	1988 Idler Pulley; W/V-Ribbed Belt	41174HD
1983; W/Big Cam III Eng.	44055HD	1988; W/V-Belt Drive	44084HD
1982	44086HD	1988 Idler Pulley; W/Flat Idler Pulley	41173HD
1981-1980	44086HD	Cummins L10 Diesel 1988	44094HD
1981-1980 Tensioner Pulley; W/V-Ribbed Belt	41111HD	WCL	
1979-1978; W/Turbo; W/Reverse Rotation	44064HD	Caterpillar 3406 Diesel 1988-1982; W/Flat Gear	45009HD
1979-1978 Idler Pulley; W/2-Groove Pulley	41129HD	1988-1982 Adapter	44600HDBP
Detroit Diesel 6-71 Diesel		Cummins 6-Cyl. 14.0 L Diesel 1988-1986; W/6-Ribbed Belt	44092HD
1980-1978; W/Turbo; W/Standard Rotation	42321HD	1988-1986 Idler Pulley; W/V-Ribbed Belt	41174HD
1980-1978; W/Turbo; W/Reverse Rotation	42322HD	1988-1986; W/V-Belt Drive	44084HD
1980-1978; W/O Turbo; W/Standard Rotation	42102HD	1988-1986 Idler Pulley; W/Flat Idler Pulley	41173HD
1980-1978; W/O Turbo; W/Reverse Rotation	42344HD	1985; W/Big Cam IV Eng.; W/6-Ribbed Belt	44092HD
Road Commander		1985 Idler Pulley; W/V-Ribbed Belt	41174HD
Cummins 6-Cyl. 14.0 L Diesel 1975-1973; W/Full Flow Cool.	44064HD	1985; W/Big Cam IV Eng.; W/V-Belt Drive	44084HD
1975-1973 Idler Pulley; W/2-Groove Pulley	41129HD	1985 Idler Pulley; W/Flat Idler Pulley	41173HD
Road Commander 2		1985 Tensioner Pulley; W/Big Cam III Eng.; W/V-Ribbed Belt	41111HD
Cummins 6-Cyl. 14.0 L Diesel 1983; W/Big Cam I & II Eng.	44086HD	1984-1982	44055HD
1983; W/Big Cam III Eng.	44055HD	Cummins L10 Diesel 1988-1986	44094HD
1982	44086HD	WCM	
1981-1980	44086HD	Caterpillar 3406 Diesel 1988-1981; W/Flat Gear	45009HD
1981-1980 Tensioner Pulley; W/V-Ribbed Belt	41111HD	1988-1981 Adapter	44600HDBP
1979-1976; W/Full Flow Cool.	44064HD	Cummins 6-Cyl. 14.0 L Diesel 1988-1986; W/6-Ribbed Belt	44092HD
1979-1976 Idler Pulley; W/2-Groove Pulley	41129HD	1988-1986 Idler Pulley; W/V-Ribbed Belt	41174HD
Road Xpeditor		1988-1986; W/V-Belt Drive	44084HD
Caterpillar 3208 Diesel 1976-1975; W/Non-Threaded Pulley	43233HD	1988-1986 Idler Pulley; W/Flat Idler Pulley	41173HD
1976-1975; W/Threaded Pulley	43059HD	1985; W/Big Cam IV Eng.; W/6-Ribbed Belt	44092HD
1976-1975; W/O Pulley	42351HD	1985 Idler Pulley; W/V-Ribbed Belt	41174HD
Cummins 6-Cyl. 14.0 L Diesel 1976-1975; W/Full Flow Cool.	44064HD	1985; W/Big Cam IV Eng.; W/V-Belt Drive	44084HD
1976-1975 Idler Pulley; W/2-Groove Pulley	41129HD	1985 Idler Pulley; W/Flat Idler Pulley	41173HD
Cummins NH230 Diesel 1976-1975; W/Pulley	43238HD	1985 Tensioner Pulley; W/Big Cam III Eng.; W/V-Ribbed Belt	41111HD
1976-1975; W/O Pulley	42309	1984-1981	44055HD
Detroit Diesel 6V-53 Diesel		Cummins L10 Diesel 1988-1984	44094HD
1975; W/Clockwise Eng. Rotation	43310HD	WCS	
1975; W/Counterclockwise Eng. Rotation	43309HD	Caterpillar 3406 Diesel 1988-1981; W/Flat Gear	45009HD
Road Xpeditor 2		1988-1981 Adapter	44600HDBP
Caterpillar 3208 Diesel 1983-1977; W/Non-Threaded Pulley	43233HD		
1983-1977; W/Threaded Pulley	43059HD		
1983-1977; W/O Pulley	42351HD		

Application Guide - Medium & Heavy Duty Trucks

Medium & Heavy Duty Trucks

Application	Part No.	Application	Part No.
White - Continued		White - Continued	
WCS - Continued		WHS - Continued	
Cummins 6-Cyl. 14.0 L Diesel		Cummins 6-Cyl. 14.0 L Diesel - Continued	
1988-1986; W/6-Ribbed Belt	44092HD	1988-1986 Idler Pulley; W/Flat Idler Pulley	41173HD
1988-1986 Idler Pulley; W/V-Ribbed Belt	41174HD	1985; W/Big Cam IV Eng.; W/6-Ribbed Belt	44092HD
1988-1986; W/V-Belt Drive	44084HD	1985 Idler Pulley; W/V-Ribbed Belt	41174HD
1988-1986 Idler Pulley; W/Flat Idler Pulley	41173HD	1985; W/Big Cam IV Eng.; W/V-Belt Drive	44084HD
1985; W/Big Cam IV Eng.; W/6-Ribbed Belt	44092HD	1985 Idler Pulley; W/Flat Idler Pulley	41173HD
1985 Idler Pulley; W/V-Ribbed Belt	41174HD	1985 Tensioner Pulley; W/Big Cam III Eng.; W/V-Ribbed Belt	41111HD
1985; W/Big Cam IV Eng.; W/V-Belt Drive	44084HD	1984-1981	44055HD
1985 Idler Pulley; W/Flat Idler Pulley	41173HD		
1985 Tensioner Pulley; W/Big Cam III Eng.; W/V-Ribbed Belt	41111HD	Cummins L10 Diesel	
1984-1981	44055HD	1988-1984	44094HD
Cummins L10 Diesel			
1988-1984	44094HD	WIA	
Detroit Diesel 6-71 Diesel		Caterpillar 3406 Diesel	
1987-1985; W/Turbo; W/Standard Rotation	42321HD	1988; W/Flat Gear	45009HD
1987-1985; W/Turbo; W/Reverse Rotation	42322HD	1988 Adapter	44600HDBP
1987-1985; W/O Turbo; W/Standard Rotation	42102HD	Cummins 6-Cyl. 14.0 L Diesel	
1987-1985; W/O Turbo; W/Reverse Rotation	42344HD	1988; W/6-Ribbed Belt	44092HD
		1988 Idler Pulley; W/V-Ribbed Belt	41174HD
Western Star Series		1988; W/V-Belt Drive	44084HD
Detroit Diesel 6-71 Diesel		1988 Idler Pulley; W/Flat Idler Pulley	41173HD
1978-1968; W/Turbo; W/Standard Rotation	42321HD	Cummins L10 Diesel	
1978-1968; W/Turbo; W/Reverse Rotation	42322HD	1988	44094HD
1978-1968; W/O Turbo; W/Standard Rotation	42102HD		
1978-1968; W/O Turbo; W/Reverse Rotation	42344HD	WIL	
		Caterpillar 3406 Diesel	
WHL		1988-1984; W/Flat Gear	45009HD
Caterpillar 3406 Diesel		1988-1984 Adapter	44600HDBP
1988-1983; W/Flat Gear	45009HD	Cummins 6-Cyl. 14.0 L Diesel	
1988-1983 Adapter	44600HDBP	1988-1986; W/6-Ribbed Belt	44092HD
Cummins 6-Cyl. 14.0 L Diesel		1988-1986 Idler Pulley; W/V-Ribbed Belt	41174HD
1988-1986; W/6-Ribbed Belt	44092HD	1988-1986; W/V-Belt Drive	44084HD
1988-1986 Idler Pulley; W/V-Ribbed Belt	41174HD	1988-1986 Idler Pulley; W/Flat Idler Pulley	41173HD
1988-1986; W/V-Belt Drive	44084HD	1985-1984; W/Big Cam IV Eng.; W/6-Ribbed Belt ..	44092HD
1988-1986 Idler Pulley; W/Flat Idler Pulley	41173HD	1985-1984 Idler Pulley; W/V-Ribbed Belt	41174HD
1985; W/Big Cam IV Eng.; W/6-Ribbed Belt	44092HD	1985-1984; W/Big Cam IV Eng.; W/V-Belt Drive	44084HD
1985 Idler Pulley; W/V-Ribbed Belt	41174HD	1985-1984 Idler Pulley; W/Flat Idler Pulley	41173HD
1985; W/Big Cam IV Eng.; W/V-Belt Drive	44084HD	1985-1984 Tensioner Pulley; W/Big Cam III Eng.; W/V-Ribbed Belt	41111HD
1985 Idler Pulley; W/Flat Idler Pulley	41173HD		
1985 Tensioner Pulley; W/Big Cam III Eng.; W/V-Ribbed Belt	41111HD	WIM	
1984-1981	44055HD	Caterpillar 3406 Diesel	
		1988-1984; W/Flat Gear	45009HD
WHM		1988-1984 Adapter	44600HDBP
Caterpillar 3406 Diesel		Cummins 6-Cyl. 14.0 L Diesel	
1988-1985; W/Flat Gear	45009HD	1988-1986; W/6-Ribbed Belt	44092HD
1988-1985 Adapter	44600HDBP	1988-1986 Idler Pulley; W/V-Ribbed Belt	41174HD
Cummins 6-Cyl. 14.0 L Diesel		1988-1986; W/V-Belt Drive	44084HD
1988-1986; W/6-Ribbed Belt	44092HD	1988-1986 Idler Pulley; W/Flat Idler Pulley	41173HD
1988-1986 Idler Pulley; W/V-Ribbed Belt	41174HD	1985; W/Big Cam IV Eng.; W/6-Ribbed Belt	44092HD
1988-1986; W/V-Belt Drive	44084HD	1985 Idler Pulley; W/V-Ribbed Belt	41174HD
1988-1986 Idler Pulley; W/Flat Idler Pulley	41173HD	1985; W/Big Cam IV Eng.; W/V-Belt Drive	44084HD
1985; W/Big Cam IV Eng.; W/6-Ribbed Belt	44092HD	1985 Idler Pulley; W/Flat Idler Pulley	41173HD
1985 Idler Pulley; W/V-Ribbed Belt	41174HD	1985 Tensioner Pulley; W/Big Cam III Eng.; W/V-Ribbed Belt	41111HD
1985; W/Big Cam IV Eng.; W/V-Belt Drive	44084HD	1984	44055HD
1985 Idler Pulley; W/Flat Idler Pulley	41173HD	Cummins L10 Diesel	
1985 Tensioner Pulley; W/Big Cam III Eng.; W/V-Ribbed Belt	41111HD	1988-1986	44094HD
1984	44055HD	Detroit Diesel 6-71 Diesel	
		1987-1986; W/Turbo; W/Standard Rotation	42321HD
WHS		1987-1986; W/Turbo; W/Reverse Rotation	42322HD
Caterpillar 3406 Diesel		1987-1986; W/O Turbo; W/Standard Rotation	42102HD
1988-1985; W/Flat Gear	45009HD	1987-1986; W/O Turbo; W/Reverse Rotation	42344HD
1988-1985 Adapter	44600HDBP		
Cummins 6-Cyl. 14.0 L Diesel		WIS	
1988-1986; W/6-Ribbed Belt	44092HD	Cummins L10 Diesel	
1988-1986 Idler Pulley; W/V-Ribbed Belt	41174HD	1987-1986	44094HD
1988-1986; W/V-Belt Drive	44084HD		

Application Guide - Medium & Heavy Duty Trucks

Medium & Heavy
Duty Trucks

Application	Part No.	Application	Part No.
White - Continued		White GMC - Continued	
WX		WCA Series - Continued	
Caterpillar 3208 Diesel		Cummins 6-Cyl. 14.0 L Diesel	
1988-1981; W/Non-Threaded Pulley	43233HD	1989	44052HD
1988-1981; W/Threaded Pulley	43059HD	Cummins L10 Diesel	
1988-1981; W/O Pulley	42351HD	1994-1991	43307HD
Cummins 6-Cyl. 14.0 L Diesel		1990-1989	44094HD
1988-1986; W/6-Ribbed Belt	44092HD	Cummins M11 Diesel	
1988-1986 Idler Pulley; W/V-Ribbed Belt	41174HD	1995-1994	43307HD
1988-1986; W/V-Belt Drive	44084HD	Cummins N14 Diesel	
1988-1986 Idler Pulley; W/Flat Idler Pulley	41173HD	1995-1990	44052HD
1985; W/Big Cam IV Eng.; W/6-Ribbed Belt	44092HD	Detroit Diesel 6-Cyl. 11.1 L	
1985 Idler Pulley; W/V-Ribbed Belt	41174HD	Diesel; Detroit Diesel 6-Cyl.	
1985; W/Big Cam IV Eng.; W/V-Belt Drive	44084HD	12.7 L Diesel	
1985 Idler Pulley; W/Flat Idler Pulley	41173HD	1995-1991; W/Weep Chamber	46002HD
1985 Tensioner Pulley; W/Big Cam III Eng.;		1995-1991; W/O Weep Chamber	44066HD
W/V-Ribbed Belt	41111HD		
1984	44055HD	WCL Series	
1983; W/Big Cam I & II Eng.	44086HD	Caterpillar 3406 Diesel	
1983; W/Big Cam III Eng.	44055HD	1994; W/Flat Gear	45009HD
1982-1981	44086HD	1994; W/Dished Gear	44054HD
Cummins L10 Diesel		1994 Adapter	44600HDBP
1988-1984	44094HD	1993-1989; W/Flat Gear	45009HD
Detroit Diesel 6-71 Diesel		1993-1989 Adapter	44600HDBP
1988-1981; W/Turbo; W/Standard Rotation	42321HD	Cummins L10 Diesel	
1988-1981; W/Turbo; W/Reverse Rotation	42322HD	1994-1991	43307HD
1988-1981; W/O Turbo; W/Standard Rotation	42102HD	1990-1989	44094HD
1988-1981; W/O Turbo; W/Reverse Rotation	42344HD	WCM Series	
WXLL		Caterpillar 3406 Diesel	
Caterpillar 3208 Diesel		1994; W/Flat Gear	45009HD
1988-1987; W/Non-Threaded Pulley	43233HD	1994; W/Dished Gear	44054HD
1988-1987; W/Threaded Pulley	43059HD	1994 Adapter	44600HDBP
1988-1987; W/O Pulley	42351HD	1993-1989; W/Flat Gear	45009HD
Cummins L10 Diesel		1993-1989 Adapter	44600HDBP
1988-1986	44094HD	Cummins L10 Diesel	
White GMC		1994-1991	43307HD
Autohailer		1990-1989	44094HD
Cummins M11 Diesel		Cummins N14 Diesel	
1995	43307HD	1994-1990	44052HD
Detroit Diesel 6-Cyl. 11.1 L		WCS Series	
Diesel		Caterpillar 3406 Diesel	
1995-1990; W/Weep Chamber	46002HD	1991-1989; W/Flat Gear	45009HD
1995-1990; W/O Weep Chamber	44066HD	1991-1989 Adapter	44600HDBP
Brigadier		Cummins 6-Cyl. 14.0 L Diesel	
Caterpillar 3208 Diesel		1989	44052HD
1989-1988; W/Non-Threaded Pulley	43233HD	Cummins L10 Diesel	
1989-1988; W/Threaded Pulley	43059HD	1991	43307HD
1989-1988; W/O Pulley	42351HD	1990-1989	44094HD
Cummins 6-Cyl. 14.0 L Diesel		Cummins N14 Diesel	
1989-1988; W/6-Ribbed Belt	44092HD	1991-1990	44052HD
1989-1988 Idler Pulley; W/V-Ribbed Belt	41174HD	WG Series	
1989-1988; W/V-Belt Drive	44084HD	Caterpillar 3406 Diesel	
1989-1988 Idler Pulley; W/Flat Idler Pulley	41173HD	1993-1990; W/Flat Gear	45009HD
Cummins L10 Diesel		1993-1990 Adapter	44600HDBP
1989-1988	44094HD	Cummins 6-Cyl. 14.0 L Diesel	
Detroit Diesel 6-71 Diesel		1990	44052HD
1989-1988; W/Turbo; W/Standard Rotation	42321HD	1990 Idler Pulley; W/V-Ribbed Belt	41174HD
1989-1988; W/Turbo; W/Reverse Rotation	42322HD	1990 Idler Pulley; W/Flat Idler Pulley	41173HD
1989-1988; W/O Turbo; W/Standard Rotation	42102HD	Cummins L10 Diesel	
1989-1988; W/O Turbo; W/Reverse Rotation	42344HD	1995-1991	43307HD
WCA Series		1990	44094HD
Caterpillar 3406 Diesel		Cummins M11 Diesel	
1995-1989; W/Flat Gear	45009HD	1995-1994	43307HD
1995-1989; W/Dished Gear	44054HD	Cummins N14 Diesel	
1995-1989 Adapter	44600HDBP	1995-1991	44052HD

Application	Part No.	Application	Part No.
White GMC - Continued		White GMC - Continued	
WG Series - Continued		WIL Series - Continued	
Detroit Diesel 6-Cyl. 11.1 L Diesel		Cummins 6-Cyl. 14.0 L Diesel - Continued	
1995-1990; W/Weep Chamber	46002HD	1989 Idler Pulley; W/Flat Idler Pulley	41173HD
1995-1990; W/O Weep Chamber	44066HD	Cummins N14 Diesel	
Detroit Diesel 6-Cyl. 12.7 L Diesel		1991	44052HD
1995-1993; W/Weep Chamber	46002HD	WIM Series	
1995-1993; W/O Weep Chamber	44066HD	Caterpillar 3406 Diesel	
WH Series		1994; W/Flat Gear	
Caterpillar 3406 Diesel		45009HD	
1994-1991; W/Flat Gear	45009HD	1994; W/Dished Gear	44054HD
1994-1991; W/Dished Gear	44054HD	1994 Adapter	44600HDBP
1994-1991 Adapter	44600HDBP	1993-1989; W/Flat Gear	45009HD
1990-1989; W/Flat Gear	45009HD	1993-1989 Adapter	44600HDBP
1990-1989 Adapter	44600HDBP	Cummins 6-Cyl. 14.0 L Diesel	
Cummins L10 Diesel		1990	
1994-1991	43307HD	44052HD	
1990-1989	44094HD	1990 Idler Pulley; W/V-Ribbed Belt	
Cummins M11 Diesel		41174HD	
1995-1994	43307HD	1990 Idler Pulley; W/Flat Idler Pulley	
Cummins N14 Diesel		41173HD	
1995-1990	44052HD	1989; W/6-Ribbed Belt	
Detroit Diesel 6-Cyl. 11.1 L Diesel; Detroit Diesel 6-Cyl. 12.7 L Diesel		44092HD	
1995-1990; W/Weep Chamber	46002HD	1989 Idler Pulley; W/V-Ribbed Belt	
1995-1990; W/O Weep Chamber	44066HD	44084HD	
WIA Series		1989 Idler Pulley; W/Flat Idler Pulley	
Caterpillar 3406 Diesel		41173HD	
1995-1994; W/Flat Gear	45009HD	Cummins N14 Diesel	
1995-1994; W/Dished Gear	44054HD	1995-1991	
1995-1994 Adapter	44600HDBP	44094HD	
1993-1989; W/Flat Gear	45009HD	Cummins M11 Diesel	
1993-1989 Adapter	44600HDBP	1995-1994	
Cummins 6-Cyl. 14.0 L Diesel		43307HD	
1990	44052HD	44094HD	
1990 Idler Pulley; W/V-Ribbed Belt	41174HD	Cummins N14 Diesel	
1990 Idler Pulley; W/Flat Idler Pulley	41173HD	1995-1991	
1989; W/6-Ribbed Belt	44092HD	44052HD	
1989 Idler Pulley; W/V-Ribbed Belt	41174HD	Detroit Diesel 6-Cyl. 11.1 L Diesel; Detroit Diesel 6-Cyl. 12.7 L Diesel	
1989; W/V-Belt Drive	44084HD	1995-1991; W/Weep Chamber	
1989 Idler Pulley; W/Flat Idler Pulley	41173HD	1995-1991; W/O Weep Chamber	
Cummins L10 Diesel		46002HD	
1994-1991	43307HD	44066HD	
1990-1989	44094HD	WIL Series	
Cummins M11 Diesel		Caterpillar 3406 Diesel	
1995-1994	43307HD	1992-1989; W/Flat Gear	
Cummins N14 Diesel		45009HD	
1995-1991	44052HD	1992-1989 Adapter	
Detroit Diesel 6-Cyl. 11.1 L Diesel; Detroit Diesel 6-Cyl. 12.7 L Diesel		44600HDBP	
1995-1991; W/Weep Chamber	46002HD	Cummins 6-Cyl. 14.0 L Diesel	
1995-1991; W/O Weep Chamber	44066HD	1990	
WIL Series		44052HD	
Caterpillar 3406 Diesel		1990 Idler Pulley; W/V-Ribbed Belt	
1992-1989; W/Flat Gear	45009HD	41174HD	
1992-1989 Adapter	44600HDBP	1990 Idler Pulley; W/Flat Idler Pulley	
Cummins 6-Cyl. 14.0 L Diesel		41173HD	
1990	44052HD	1989; W/6-Ribbed Belt	
1990 Idler Pulley; W/V-Ribbed Belt	41174HD	44092HD	
1990 Idler Pulley; W/Flat Idler Pulley	41173HD	1989 Idler Pulley; W/V-Ribbed Belt	
1989; W/6-Ribbed Belt	44092HD	41174HD	
1989 Idler Pulley; W/V-Ribbed Belt	41174HD	1989; W/V-Belt Drive	
1989; W/V-Belt Drive	44084HD	44084HD	
WIL Series		Winnebago	
Caterpillar 3406 Diesel		W650; W850	
1992-1989; W/Flat Gear	45009HD	Cummins B Series 5.9 L Diesel	
1992-1989 Adapter	44600HDBP	1988	
Cummins 6-Cyl. 14.0 L Diesel		41181	
1990	44052HD	Workhorse	
1990 Idler Pulley; W/V-Ribbed Belt	41174HD	P Series	
1990 Idler Pulley; W/Flat Idler Pulley	41173HD	Cummins B Series 3.9 L Diesel	
1989; W/6-Ribbed Belt	44092HD	2005-2004	
1989 Idler Pulley; W/V-Ribbed Belt	41174HD	41176HD	
1989; W/V-Belt Drive	44084HD	GM V-6 4.3 L	
WIL Series		2002-2000	
Caterpillar 3406 Diesel		43315	
1992-1989; W/Flat Gear	45009HD	GM V-8 4.8 L	
1992-1989 Adapter	44600HDBP	2006-2004	
Cummins 6-Cyl. 14.0 L Diesel		45006	
1990	44052HD	GM V-8 5.7 L	
1990 Idler Pulley; W/V-Ribbed Belt	41174HD	2004-2000	
1990 Idler Pulley; W/Flat Idler Pulley	41173HD	43315	
1989; W/6-Ribbed Belt	44092HD	GM V-8 6.0 L	
1989 Idler Pulley; W/V-Ribbed Belt	41174HD	2006-2005	
1989; W/V-Belt Drive	44084HD	45006	
WIL Series		GM V-8 6.5 L Diesel	
Caterpillar 3406 Diesel		2004-1999	
1992-1989; W/Flat Gear	45009HD	44056	
1992-1989 Adapter	44600HDBP	W42	
Cummins 6-Cyl. 14.0 L Diesel		GM V-8 4.8 L; GM V-8 6.0 L	
1990	44052HD	2008-2006	
1990 Idler Pulley; W/V-Ribbed Belt	41174HD	45006	
1990 Idler Pulley; W/Flat Idler Pulley	41173HD		
1989; W/6-Ribbed Belt	44092HD		
1989 Idler Pulley; W/V-Ribbed Belt	41174HD		
1989; W/V-Belt Drive	44084HD		

Application Guide - Buses

Application	Part No.	Application	Part No.
ABC Bus Companies, Inc.		Bluebird - Continued	
M1035		Conventional - Continued	
Cummins ISB Diesel 2005	41176HD	Cummins ISB Diesel 2001	41176HD
Amtran		CS Series	
Genesis		Cummins ISC Diesel 2002	
International/Navistar DT408 Diesel 1995-1994	42318HD	42146HD	
RE		Micro Bird	
International/Navistar T444 Diesel 1997-1994	45007	Ford V-8 6.0 L Diesel 2005	41185
1993	44053HD	GM V-8 6.6 L Diesel 2005	✦42349BH or ✦42349
Bluebird		Mini Bird	
All American		GM V-8 5.7 L 1998	
Caterpillar 3208 Diesel 1989-1948; W/Non-Threaded Pulley	43233HD	43315	
1989-1948; W/Threaded Pulley	43059HD	Q-Bus RE	
1989-1948; W/O Pulley	42351HD	Cummins B Series 5.9 L CNG 1996-1993	
All American FE		41181	
Caterpillar 3126 Diesel 2004; W/3 3/4" Dia. Pulley	43554HD	Cummins ISB CNG 1998-1997	
Caterpillar C7 Diesel 2007	43561HD	41176HD	
Cummins B Series 5.9 L Diesel 1994-1991	41181	Shell	
Cummins C Series 8.3 L Diesel 1992; W/Short Nose W.P.	42352HD	Cummins ISC Diesel 2007	
1992; W/Long Nose W.P.; W/Hardened Pulley	43321HD	42146HD	
1992; W/Long Nose W.P.; W/O Hardened Pulley ...	43320HD	TC1000	
Cummins ISB Diesel 2007	42291	Cummins ISB Diesel 2000-1997	
2002-2000	41176HD	41176HD	
Cummins ISB-07 Diesel 2010-2008	41199HD	TC2000	
2007	42291	Caterpillar 3208 Diesel 1999; W/Non-Threaded Pulley	
All American RE		43233HD	
Caterpillar 3126 Diesel 2004; W/3 3/4" Dia. Pulley	43554HD	43059HD	
Caterpillar C7 Diesel 2007	43561HD	42351HD	
Cummins B Series 5.9 L CNG 1992	41181	43233HD	
Cummins C Series 8.3 L Diesel 1996-1992; W/Short Nose W.P.	42352HD	43059HD	
1996-1992; W/Long Nose W.P.; W/Hardened Pulley	43321HD	42351HD	
1996-1992; W/Long Nose W.P.; W/O Hardened Pulley	43320HD	Cummins B Series 5.9 L Diesel 1996-1988	
Cummins ISB Diesel 2007	42291	41176HD	
1999	41176HD	41178	
Cummins ISB-07 Diesel 2010-2008	41199HD	Cummins C Series 8.3 L Diesel 1996; W/Short Nose W.P.	
Cummins ISC Diesel 2007	42146HD	42352HD	
2004-1997	42146HD	43321HD	
Conventional		43320HD	
Caterpillar 3126 Diesel 2004; W/3 3/4" Dia. Pulley	43554HD	Cummins ISB Diesel 2004-1997	
		41176HD	
		Ultra LF	
		Cummins ISB Diesel 2006-2002	
		41176HD	
		Ultra LMB	
		Cummins ISB Diesel 2005-2003	
		41176HD	
		Vision	
		Caterpillar 3126 Diesel 2004; W/3 3/4" Dia. Pulley	
		43554HD	
		Caterpillar C7 Diesel 2009-2006; W/3 3/4" Dia. Pulley	
		43554HD	
		2005; W/Press-On Pulley	
		43554HD	
		Cummins ISB Diesel 2007	
		42291	
		Cummins ISB6.7 Diesel 2014	
		41199HD	

✦Includes Back Housing.

✦Does Not Include Back Housing.

Buses

Application Guide - Buses

Application	Part No.	Application	Part No.
Bluebird - Continued		Chevrolet - Continued	
Vision - Continued		B60 B6P Series - Continued	
Cummins ISB-07 Diesel		GM V-8 7.0 L	
2010-2008	41199HD	1996-1991	45001
2007	42291	1990; W/Screw-On Hub	45001
Xcel 102		1990; W/O Screw-On Hub	45003
Cummins ISB Diesel		GM V-8 350	
2003	41176HD	1979-1977	43104
Cummins ISC Diesel		1973	43104
2007	42146HD	GM V-8 366	
Carpenter		1979-1977	45003
Classic		1973	45003
International/Navistar V-8 7.3 L Diesel		S7 S7T Series	
1994	44053HD	Detroit Diesel V-8 8.2 L Diesel	
Champion Bus		1990-1988; W/Heater Outlet	46001HD
CTS RE		S60 B6P Series	
Cummins ISB Diesel		Detroit Diesel V-8 8.2 L Diesel	
2003	41176HD	1991; W/Heater Outlet	46001HD
Chance Mfg. Co.		GM 6-Cyl. 292	
RT50		1974-1973	43283
Caterpillar 3208 Diesel		GM V-8 6.0 L; GM V-8 7.0 L	
1985-1978; W/Non-Threaded Pulley	43233HD	1991	45001
1985-1978; W/Threaded Pulley	43059HD	GM V-8 350	
1985-1978; W/O Pulley	42351HD	1978-1973	43104
RT52		GM V-8 366	
Caterpillar 3208 Diesel		1979-1973	45003
2000-1986; W/Non-Threaded Pulley	43233HD	S65	
2000-1986; W/Threaded Pulley	43059HD	GM V-8 366	
2000-1986; W/O Pulley	42351HD	1978-1975	45003
VS24		SE60	
Caterpillar 3208 Diesel		GM V-8 350	
1989-1983; W/Non-Threaded Pulley	43233HD	1978-1973	43104
1989-1983; W/Threaded Pulley	43059HD	GM V-8 366	
1989-1983; W/O Pulley	42351HD	1978-1973	45003
Chevrolet		1969-1967	45003
B7 Series		SS50	
GM V-8 5.7 L		GM 6-Cyl. 292	
1990	43104	1972-1965	43283
GM V-8 6.0 L; GM V-8 7.0 L		SS60	
1998-1993	45001	GM 6-Cyl. 292	
1991	45001	1974-1973	43283
1990; W/Screw-On Hub	45001	Collins	
1990; W/O Screw-On Hub	45003	Bantam	
GM V-8 350		GM V-8 5.7 L	
1978-1977	43104	2002	43315
1973	43104	Grand Bantam	
GM V-8 366		Ford V-8 7.3 L Diesel	
1978-1977	45003	2002	45000
1973	45003	1998-1997	45000
B60 B6P Series		Corbeil	
Detroit Diesel V-8 8.2 L Diesel		Corbeil Ford	
1991-1980; W/Heater Outlet	46001HD	Ford V-8 7.3 L Diesel	
GM V-8 5.7 L		2003	45000
1990-1980	43104	Corbeil GM/Chevrolet	
GM V-8 6.0 L		GM V-8 6.5 L Diesel	
1999-1998	45001	2003	44056
1996-1991	45001		
1990; W/Screw-On Hub	45001		
1990; W/O Screw-On Hub	45003		

Buses

Application Guide - Buses

Application	Part No.	Application	Part No.
Crown Coach		Ford - Continued	
A426-10; A426-11		B500 - Continued	
Detroit Diesel 6-71 Diesel		Ford V-8 330	
1991-1973; W/Turbo; W/Standard Rotation	42321HD	1975-1974; W/H.D. Eng.	44005
1991-1973; W/Turbo; W/Reverse Rotation	42322HD	1972-1970; W/M.D. Eng.	44004
1991-1973; W/O Turbo; W/Standard Rotation	42102HD	1969-1964; W/M.D. Eng.	44005
1991-1973; W/O Turbo; W/Reverse Rotation	42344HD	Ford V-8 361; Ford V-8 391	
A743-31; A743T-11		1969-1964; W/M.D. Eng.	44005
Cummins NH220 Diesel		B600	
1978-1966	43229HD	Detroit Diesel V-8 8.2 L Diesel	
Counselor FE		1987-1980; W/Heater Outlet	46001HD
Cummins B Series 3.9 L Diesel		Ford 6-Cyl. 240	
1999-1998	41176HD	1974-1971	42071
1997-1991	41181	Ford 6-Cyl. 300	
Cummins B Series 5.9 L Diesel		1978-1973	42071
1996-1991	41181	Ford FD1060 Diesel	
Cummins ISB Diesel		1994-1993	41176HD
1999-1997	41176HD	Ford V-8 6.1 L	
El Dorado		1989-1980	44019
EZ-Rider		Ford V-8 7.0 L	
Cummins ISC Diesel		1989-1988	44019
2003	42146HD	Ford V-8 7.3 L Diesel	
1997	42146HD	1996	45000
EZ-Rider II		Ford V-8 330	
Cummins ISB Diesel		1974-1973; W/M.D. Eng.	44005
2005	41176HD	1972-1970; W/M.D. Eng.	44004
Flxible		1969-1964; W/M.D. Eng.	44005
40096-6C		Ford V-8 361	
Cummins L10 Diesel		1978; W/Low Mount Fan	44006
1990	44094HD	1977	44006
40102-4D		1976-1975; W/Low Mount Fan	44006
Detroit Diesel Series 50 Diesel		1969-1964; W/M.D. Eng.	44005
1994; W/Weep Chamber	46002HD	Ford V-8 370	
1994; W/O Weep Chamber	44066HD	1979	44019
Metro		Ford V-8 391	
Cummins L10 Diesel		1969-1964; W/M.D. Eng.	44005
1996-1991	43307HD	Ford V-8 429	
1990-1988	44094HD	1979	44019
Cummins M11 Diesel		B700	
1996-1991	43307HD	Detroit Diesel V-8 8.2 L Diesel	
Detroit Diesel Series 50 Diesel		1987-1980; W/Heater Outlet	46001HD
1994; W/Weep Chamber	46002HD	Ford 6-Cyl. 300	
1994; W/O Weep Chamber	44066HD	1975	42071
Detroit Diesel Series 60 Diesel		Ford FD1060 Diesel	
1990; W/Weep Chamber	46002HD	1994-1992	41176HD
1990; W/O Weep Chamber	44066HD	Ford V-8 6.1 L; Ford V-8 7.0 L	
Metro 106		1989-1980	44019
Cummins L10 Diesel		Ford V-8 7.3 L Diesel	
1996-1992	43307HD	1996	45000
Metro Flex		Ford V-8 330	
Cummins L10 Diesel		1974-1973; W/M.D. Eng.	44005
1989-1987	44094HD	1972-1970; W/M.D. Eng.	44004
Ford		1969-1964; W/M.D. Eng.	44005
B500		Ford V-8 361	
Ford 6-Cyl. 240		1979-1975; W/Low Mount Fan	44006
1974-1971	42071	1969-1964; W/M.D. Eng.	44005
Ford 6-Cyl. 300		Ford V-8 370	
1977-1973	42071	1979	44019
		Ford V-8 391	
		1979-1975; W/Low Mount Fan	44006
		1969-1964; W/M.D. Eng.	44005
		Ford V-8 429	
		1979	44019

Buses

Application Guide - Buses

Application	Part No.	Application	Part No.
Ford - Continued		Gillig - Continued	
B750		Phantom - Continued	
Ford V-8 330		Detroit Diesel Series 60 Diesel	
1972-1970; W/M.D. Eng.	44004	1991; W/Weep Chamber	46002HD
1969-1964; W/M.D. Eng.	44005	1991; W/O Weep Chamber	44066HD
Ford V-8 361		Phantom 96TB	
1977	44006	Detroit Diesel Series 50 Diesel	
1969-1964; W/M.D. Eng.	44005	1999-1994; W/Weep Chamber	46002HD
Ford V-8 391		1999-1994; W/O Weep Chamber	44066HD
1969-1964; W/M.D. Eng.	44005	GMC	
B800		B7 Series	
Ford FD1060 Diesel		GM V-8 6.5 L Diesel	
1998-1995	41176HD	1998-1997	44042
B7000		GM V-8 8.1 L	
Caterpillar 3208 Diesel		2001	44089
1987-1983; W/Non-Threaded Pulley	43233HD	B6000 B6P Series	
1987-1983; W/Threaded Pulley	43059HD	Detroit Diesel V-8 8.2 L Diesel	
1987-1983; W/O Pulley	42351HD	1991-1980; W/Heater Outlet	46001HD
1979-1975; W/Non-Threaded Pulley	43233HD	GM V-8 5.7 L	
1979-1975; W/Threaded Pulley	43059HD	1991-1980	43104
1979-1975; W/O Pulley	42351HD	GM V-8 6.0 L; GM V-8 7.0 L	
Freightliner		1990; W/Screw-On Hub	45001
B2		1990; W/O Screw-On Hub	45003
Cummins ISB6.7 Diesel		GM V-8 350	
2012-2010	41199HD	1979-1978	43104
Cummins ISB-07 Diesel		GM V-8 366	
2009-2008	41199HD	1979	45003
FS65		S7000 S7T Series	
Caterpillar 3126 Diesel		Detroit Diesel V-8 8.2 L Diesel	
2004-2003; W/3 3/4" Dia. Pulley	43554HD	1992-1988; W/Heater Outlet	46001HD
Cummins B Series 5.9 L Diesel		GM V-8 6.0 L; GM V-8 7.0 L	
1997	41176HD	1990; W/Screw-On Hub	45001
Cummins ISB Diesel		1990; W/O Screw-On Hub	45003
2003-1998	41176HD	SE6000	
XB		GM V-8 350	
Cummins ISB Diesel		1978-1973	43104
2000-1999	41176HD	GM V-8 366	
Gillig		1978-1973	45003
Low Floor		SS5500	
Cummins ISC Diesel		GM 6-Cyl. 292	
2002-1999	42146HD	1972-1967	43283
Detroit Diesel Series 50 Diesel		SS6000	
1999-1998; W/Weep Chamber	46002HD	GM 6-Cyl. 292	
1999-1998; W/O Weep Chamber	44066HD	1974-1973	43283
Phantom		Goshen Coach	
Cummins ISB Diesel		Sentry	
2005	41176HD	Cummins ISB Diesel	
Cummins L10 Diesel		1999	41176HD
1998-1996	43307HD	Ikarus	
1993-1991	43307HD	436-06	
1990	44094HD	Cummins M11 Diesel	
Cummins M11 Diesel		1995	43307HD
1997-1993	43307HD	International/Navistar	
Cummins N14 Diesel		1753	
1997-1993	44052HD	International/Navistar V-8 6.9 L	
Detroit Diesel Series 50 Diesel		Diesel	
1999-1998; W/Weep Chamber	46002HD	1988-1983	44053HD
1999-1998; W/O Weep Chamber	44066HD		
1996; W/Weep Chamber	46002HD		
1996; W/O Weep Chamber	44066HD		

Buses

Application Guide - Buses

Application	Part No.	Application	Part No.
International/Navistar - Continued		International/Navistar - Continued	
1753 - Continued		3600 - Continued	
International/Navistar V-8 7.3 L Diesel 1989-1988	44053HD	International/Navistar V-8 7.3 L Diesel 1994-1991	44053HD
1853		3700	
Caterpillar 3208 Diesel 1982-1978; W/Non-Threaded Pulley	43233HD	International/Navistar DT466 Diesel 1995	42318HD
1982-1978; W/Threaded Pulley	43059HD	1994-1993	44059HD
1982-1978; W/O Pulley	42351HD	International/Navistar T444 Diesel 1995	45007
International/Navistar DT360 Diesel 1989-1987	44058HD	International/Navistar V-8 7.3 L Diesel 1994-1990	44053HD
International/Navistar DT466 Diesel 1989-1986	44058HD	3800	
International/Navistar V-8 9.0 L Diesel 1988-1979	42114HD	International/Navistar DT360 Diesel 1990	44058HD
1853FC		International/Navistar DT408 Diesel 1996-1994	42318HD
International/Navistar V-8 9.0 L Diesel 1982	42114HD	International/Navistar DT466 Diesel 2004	43325HD
3000FE		2003-1995	42318HD
International/Navistar DT466 Diesel 2002-1996	42318HD	1994-1993	44059HD
International/Navistar T444 Diesel 1996	45007	International/Navistar T444 Diesel 2004-2000	43545HD
3200		1996-1995	45007
International/Navistar DT466 Diesel 2007-2004	43325HD	International/Navistar V-8 7.3 L Diesel 1994	44053HD
2003-2002	42318HD	3900FC	
International/Navistar MaxxForce DT Diesel 2010-2008	43325HD	International/Navistar DT466 Diesel 1995	42318HD
3300		1994-1993	44059HD
International/Navistar DT466 Diesel 2007-2004	43325HD	BE	
International/Navistar MaxxForce DT Diesel 2008	43325HD	International/Navistar VT365 Diesel 2008-2007	42589HD
3400		CE	
International/Navistar T444 Diesel 2002	42318HD	International/Navistar DT466 Diesel 2007-2004	43325HD
1996	45007	2003-2001	42318HD
3600		International/Navistar MaxxForce 7 Diesel 2014-2013	42244HD
International/Navistar DT408 Diesel 1995	42318HD	International/Navistar MaxxForce DT Diesel 2015-2012	42355HD
International/Navistar DT466 Diesel 1999-1995	42318HD	2008	43325HD
1994-1993	44059HD	International/Navistar T444 Diesel 2004-2003	43325HD
International/Navistar T444 Diesel 1996-1995	45007	International/Navistar VT365 Diesel 2008-2005	42589HD

Buses

Application Guide - Buses

Application	Part No.	Application	Part No.
International/Navistar - Continued		MCI - Continued	
Conventional IC		102-EL3	
International/Navistar DT466 Diesel		Detroit Diesel 6-Cyl. 11.1 L Diesel	
2003-2002	42318HD	1999; W/Weep Chamber	46002HD
FE		1999; W/O Weep Chamber	44066HD
International/Navistar DT466 Diesel		Detroit Diesel 6-Cyl. 12.7 L Diesel	
2007	43325HD	2000; W/Weep Chamber	46002HD
2006	42318HD	2000; W/O Weep Chamber	44066HD
2005-2004	43325HD	1998; W/Weep Chamber	46002HD
2003-2002	42318HD	1998; W/O Weep Chamber	44066HD
International/Navistar MaxxForce DT Diesel		D4000	
2011-2008	43325HD	Detroit Diesel 6-Cyl. 12.7 L Diesel	
HC Series		2004; W/Weep Chamber	46002HD
International/Navistar VT365 Diesel		2004; W/O Weep Chamber	44066HD
2008	43545HD	D4500	
RE		Detroit Diesel 6-Cyl. 12.7 L Diesel	
International/Navistar DT466 Diesel		2006; W/Weep Chamber	46002HD
2007-2004	43325HD	2006; W/O Weep Chamber	44066HD
2003-1998	42318HD	2003; W/Weep Chamber	46002HD
International/Navistar MaxxForce DT Diesel		2003; W/O Weep Chamber	44066HD
2011-2008	43325HD	E4500	
International/Navistar VT365 Diesel		Detroit Diesel 6-Cyl. 12.7 L Diesel	
2007	42589HD	2004-2001; W/Weep Chamber	46002HD
Lag		2004-2001; W/O Weep Chamber	44066HD
LAG300T		G4500	
Cummins L10 Diesel		Detroit Diesel 6-Cyl. 12.7 L Diesel	
1987-1985	44094HD	2003-2002; W/Weep Chamber	46002HD
LAG350T		2003-2002; W/O Weep Chamber	44066HD
Cummins L10 Diesel		J4500	
1991	43307HD	Detroit Diesel 6-Cyl. 12.7 L Diesel	
1990-1984	44094HD	2006-2002; W/Weep Chamber	46002HD
Marcopolo		2006-2002; W/O Weep Chamber	44066HD
Viaggio 1000		MCR	
Detroit Diesel Series 60 Diesel		7000 Series 2	
1996; W/Weep Chamber	46002HD	Detroit Diesel V-8 8.2 L Diesel	
1996; W/O Weep Chamber	44066HD	1985; W/Heater Outlet	46001HD
MCI		Mid Bus	
102-D3		SW	
Cummins L10 Diesel		GM V-8 5.7 L	
1995	43307HD	1998	43315
Detroit Diesel Series 60 CNG		NABI	
2000; W/Weep Chamber	46002HD	436	
2000; W/O Weep Chamber	44066HD	Detroit Diesel Series 50 Diesel	
Detroit Diesel Series 60 Diesel		1998; W/Weep Chamber	46002HD
1994; W/Weep Chamber	46002HD	1998; W/O Weep Chamber	44066HD
1994; W/O Weep Chamber	44066HD	LFW	
102-DL3		Detroit Diesel Series 50 Diesel	
Detroit Diesel Series 60 Diesel		1999-1998; W/Weep Chamber	46002HD
2002-1994; W/Weep Chamber	46002HD	1999-1998; W/O Weep Chamber	44066HD
2002-1994; W/O Weep Chamber	44066HD	Detroit Diesel Series 60 Diesel	
		2001; W/Weep Chamber	46002HD
		2001; W/O Weep Chamber	44066HD

Buses

Application Guide - Buses

Application	Part No.	Application	Part No.
National Coach		Nova Bus	
Transmark		Nova LFS	
Detroit Diesel V-8 8.2 L Diesel 1991-1984; W/Heater Outlet	46001HD	Cummins ISC Diesel 2003	42146HD
Neoplan		Cummins ISL Diesel 2004	42146HD
Advanced Design		Optima Bus Corporation	
Detroit Diesel 6-Cyl. 12.7 L Diesel		Opus 29	
2002; W/Weep Chamber	46002HD	Cummins ISB Diesel 2004	41176HD
2002; W/O Weep Chamber	44066HD	Orion	
AN460		Orion II	
Detroit Diesel Series 50 Diesel		Cummins ISB Diesel 1999	41176HD
2003-2002; W/Weep Chamber	46002HD	Detroit Diesel V-8 8.2 L Diesel 2001-1983; W/Heater Outlet	46001HD
2003-2002; W/O Weep Chamber	44066HD	Orion V	
BUS		Cummins L10 Diesel 1999-1993	43307HD
Detroit Diesel Series 50 Diesel		Detroit Diesel Series 50 Diesel 2000; W/Weep Chamber	46002HD
2001-1984; W/Weep Chamber	46002HD	2000; W/O Weep Chamber	44066HD
2001-1984; W/O Weep Chamber	44066HD	1998-1995; W/Weep Chamber	46002HD
Citiliner		1998-1995; W/O Weep Chamber	44066HD
Detroit Diesel Series 60 Diesel		1992; W/Weep Chamber	46002HD
1995; W/Weep Chamber	46002HD	1992; W/O Weep Chamber	44066HD
1995; W/O Weep Chamber	44066HD	Orion VI	
Metroliner 40 Ft.; Transliner 40 Ft.		Detroit Diesel Series 50 Diesel 2000; W/Weep Chamber	46002HD
Detroit Diesel Series 50 Diesel		2000; W/O Weep Chamber	44066HD
1999-1998; W/Weep Chamber	46002HD	Orion VII	
1999-1998; W/O Weep Chamber	44066HD	Cummins ISL CNG 2008	42146HD
New Flyer		Cummins ISL Diesel 2005	42146HD
C35LF		Prevost	
Detroit Diesel Series 50 Diesel		H3-45	
1999-1996; W/Weep Chamber	46002HD	Detroit Diesel 6-Cyl. 12.7 L Diesel	
1999-1996; W/O Weep Chamber	44066HD	2004-1994; W/Weep Chamber	46002HD
C40LF		2004-1994; W/O Weep Chamber	44066HD
Detroit Diesel Series 50 CNG		LeMirage XL	
2001; W/Weep Chamber	46002HD	Detroit Diesel 6-Cyl. 11.1 L Diesel	
2001; W/O Weep Chamber	44066HD	2000; W/Weep Chamber	46002HD
D40		2000; W/O Weep Chamber	44066HD
Cummins L10 Diesel		XLII	
2001-1991	43307HD	Detroit Diesel 6-Cyl. 12.7 L Diesel	
1990-1987	44094HD	2004; W/Weep Chamber	46002HD
Detroit Diesel Series 50 Diesel		2004; W/O Weep Chamber	44066HD
1999-1998; W/Weep Chamber	46002HD	Setra	
1999-1998; W/O Weep Chamber	44066HD	S215	
1995-1994; W/Weep Chamber	46002HD	Detroit Diesel Series 60 Diesel	
1995-1994; W/O Weep Chamber	44066HD	2002; W/Weep Chamber	46002HD
1992; W/Weep Chamber	46002HD	2002; W/O Weep Chamber	44066HD
1992; W/O Weep Chamber	44066HD	1994-1992; W/Weep Chamber	46002HD
D40LF; D60		1994-1992; W/O Weep Chamber	44066HD
Detroit Diesel Series 50 Diesel		Transliner 40 Ft.	
1995; W/Weep Chamber	46002HD	Detroit Diesel Series 50 Diesel	
1995; W/O Weep Chamber	44066HD	1999-1998; W/Weep Chamber	46002HD
DE40LF		1999-1998; W/O Weep Chamber	44066HD
Cummins ISL Diesel			
2005	42146HD		
2002	42146HD		

Buses

Application Guide - Buses

Application	Part No.	Application	Part No.
Setra - Continued		Thomas Built - Continued	
S417		SLF 200	
Detroit Diesel Series 60 Diesel		Cummins ISB CNG	
2004-2003; W/Weep Chamber	46002HD	2003	41176HD
2004-2003; W/O Weep Chamber	44066HD	Cummins ISB Diesel	
Thomas Built		2003	
22123		2000-1999	
Caterpillar 3208 Diesel		Vista	
1986; W/Non-Threaded Pulley	43233HD	International/Navistar T444	
1986; W/Threaded Pulley	43059HD	Diesel	
1986; W/O Pulley	42351HD	1996-1995	
Conventional		45007	
Cummins ISB Diesel		Westcoast-ER	
2003-2000	41176HD	Cummins C Series 8.3 L Diesel	
Minotour		1991-1990; W/Short Nose W.P.	
GM V-8 5.7 L		1991-1990; W/Long Nose W.P.; W/Hardened	
2001	43315	Pulley	
Saf-T-Liner C2		1991-1990; W/Long Nose W.P.; W/O Hardened	
Cummins ISB6.7 Diesel		Pulley	
2011-2010	41199HD	43320HD	
Cummins ISB-07 Diesel		TMC	
2009-2008	41199HD	RTS06	
Saf-T-Liner EF		Detroit Diesel Series 50 Diesel	
Cummins ISC Diesel		1995-1987; W/Weep Chamber	
2011-2010	41199HD	1995-1987; W/O Weep Chamber	
Saf-T-Liner HDX		T30	
Caterpillar C7 Diesel		Detroit Diesel 6V-53 Diesel	
2008-2004; W/3 3/4" Dia. Pulley	43554HD	1981; W/Clockwise Eng. Rotation	
Cummins ISC Diesel		1981; W/Counterclockwise Eng. Rotation	
2008	41199HD	43310HD	
Saf-T-Liner MVP EF		43309HD	
Cummins B Series 5.9 L Diesel		Turtle Top	
1996-1993	41181	Odyssey XL	
Cummins ISB Diesel		GM V-8 6.6 L Diesel	
2006-2005	42291	2005	
2003-1997	41176HD	or	
Cummins ISC Diesel		❖42349BH	
2009	42146HD	❖42349	
2008	41199HD	U.S. Bus	
Saf-T-Liner MVP ER		BUS	
Caterpillar 3208 Diesel		International/Navistar T444	
2002-1999; W/Non-Threaded Pulley	43233HD	Diesel	
2002-1999; W/Threaded Pulley	43059HD	1995-1994	
2002-1999; W/O Pulley	42351HD	1993-1991	
1990; W/Non-Threaded Pulley	43233HD	45007	
1990; W/Threaded Pulley	43059HD	44053HD	
1990; W/O Pulley	42351HD	Van Hool	
1988; W/Non-Threaded Pulley	43233HD	C2045	
1988; W/Threaded Pulley	43059HD	Detroit Diesel Series 60 Diesel	
1988; W/O Pulley	42351HD	2003-2002; W/Weep Chamber	
Cummins B Series 5.9 L Diesel		2003-2002; W/O Weep Chamber	
1996	41181	44066HD	
Cummins ISB Diesel		T2140	
2003-1999	41176HD	Detroit Diesel Series 60 Diesel	
Cummins ISC Diesel		1999-1998; W/Weep Chamber	
2004	42146HD	1999-1998; W/O Weep Chamber	
2000	42146HD	46002HD	
1998	42146HD	44066HD	
1997	42352HD	T2145	
		Detroit Diesel Series 60 Diesel	
		2000; W/Weep Chamber	
		2000; W/O Weep Chamber	
		46002HD	
		44066HD	

❖Includes Back Housing.

❖Does Not Include Back Housing.

Buses

Application Guide - Road & Construction Equipment

Application	Part No.	Application	Part No.
Allis-Chalmers		Austin-Western - Continued	
816 Backhoe; 816 Wheel Loader; 840 Articulated		Pacer 100; Pacer 200 - Continued	
Perkins 4-Cyl. 248 Diesel	42311HD	Detroit Diesel 3-71 Diesel - Continued	
		W/O Turbo; W/Reverse Rotation	42344HD
AD; AD3; AD4; AD30		Pacer 300; Pacer 301; Pacer 400	
Detroit Diesel 3-71 Diesel; Detroit Diesel 4-71 Diesel		Detroit Diesel 4-71 Diesel	
W/Turbo; W/Standard Rotation	42321HD	W/Turbo; W/Standard Rotation	42321HD
W/Turbo; W/Reverse Rotation	42322HD	W/Turbo; W/Reverse Rotation	42322HD
W/O Turbo; W/Standard Rotation	42102HD	W/O Turbo; W/Standard Rotation	42102HD
W/O Turbo; W/Reverse Rotation	42344HD	W/O Turbo; W/Reverse Rotation	42344HD
AD40		Super 100; Super 200	
Detroit Diesel 3-71 Diesel; Detroit Diesel 4-71 Diesel; Detroit Diesel 6-71 Diesel		Detroit Diesel 3-71 Diesel	
W/Turbo; W/Standard Rotation	42321HD	W/Turbo; W/Standard Rotation	42321HD
W/Turbo; W/Reverse Rotation	42322HD	W/Turbo; W/Reverse Rotation	42322HD
W/O Turbo; W/Standard Rotation	42102HD	W/O Turbo; W/Standard Rotation	42102HD
W/O Turbo; W/Reverse Rotation	42344HD	W/O Turbo; W/Reverse Rotation	42344HD
BD3		Super 300; Super 400	
Detroit Diesel 3-71 Diesel		Detroit Diesel 4-71 Diesel	
W/Turbo; W/Standard Rotation	42321HD	W/Turbo; W/Standard Rotation	42321HD
W/Turbo; W/Reverse Rotation	42322HD	W/Turbo; W/Reverse Rotation	42322HD
W/O Turbo; W/Standard Rotation	42102HD	W/O Turbo; W/Standard Rotation	42102HD
W/O Turbo; W/Reverse Rotation	42344HD	W/O Turbo; W/Reverse Rotation	42344HD
American Crane Corp.		Bantam	
25		C166	
Detroit Diesel 6V-53 Diesel		Detroit Diesel 4-53 Diesel	
W/Clockwise Eng. Rotation	43310HD	W/Clockwise Eng. Rotation	43310HD
W/Counterclockwise Eng. Rotation	43309HD	W/Counterclockwise Eng. Rotation	43309HD
597C		C266	
Detroit Diesel 4-71 Diesel		Detroit Diesel 4-71 Diesel	
W/Turbo; W/Standard Rotation	42321HD	W/Turbo; W/Standard Rotation	42321HD
W/Turbo; W/Reverse Rotation	42322HD	W/Turbo; W/Reverse Rotation	42322HD
W/O Turbo; W/Standard Rotation	42102HD	W/O Turbo; W/Standard Rotation	42102HD
W/O Turbo; W/Reverse Rotation	42344HD	W/O Turbo; W/Reverse Rotation	42344HD
5530		C366	
Detroit Diesel 4-71 Diesel; Detroit Diesel 6-71 Diesel		Detroit Diesel 6V-53 Diesel	
W/Turbo; W/Standard Rotation	42321HD	W/Clockwise Eng. Rotation	43310HD
W/Turbo; W/Reverse Rotation	42322HD	W/Counterclockwise Eng. Rotation	43309HD
W/O Turbo; W/Standard Rotation	42102HD	C451	
W/O Turbo; W/Reverse Rotation	42344HD	Detroit Diesel 4-53 Diesel	
Austin-Western		W/Clockwise Eng. Rotation	43310HD
410		W/Counterclockwise Eng. Rotation	43309HD
Detroit Diesel 3-71 Diesel		C475	
W/Turbo; W/Standard Rotation	42321HD	Detroit Diesel 4-71 Diesel	
W/Turbo; W/Reverse Rotation	42322HD	W/Turbo; W/Standard Rotation	42321HD
W/O Turbo; W/Standard Rotation	42102HD	W/Turbo; W/Reverse Rotation	42322HD
W/O Turbo; W/Reverse Rotation	42344HD	W/O Turbo; W/Standard Rotation	42102HD
714		W/O Turbo; W/Reverse Rotation	42344HD
Detroit Diesel 4-53 Diesel		S588 Telekruiser; S626 Telekruiser; S628 Telekruiser	
W/Clockwise Eng. Rotation	43310HD	Detroit Diesel 4-53 Diesel	
W/Counterclockwise Eng. Rotation	43309HD	W/Clockwise Eng. Rotation	43310HD
720		W/Counterclockwise Eng. Rotation	43309HD
Detroit Diesel 6V-53 Diesel		T644 Teleskoop	
W/Clockwise Eng. Rotation	43310HD	Detroit Diesel 3-53 Diesel	
W/Counterclockwise Eng. Rotation	43309HD	W/Clockwise Eng. Rotation	43310HD
Pacer 100; Pacer 200		W/Counterclockwise Eng. Rotation	43309HD
Detroit Diesel 3-71 Diesel		T725A Teleskoop	
W/Turbo; W/Standard Rotation	42321HD	Detroit Diesel 4-53 Diesel	
W/Turbo; W/Reverse Rotation	42322HD	W/Clockwise Eng. Rotation	43310HD
W/O Turbo; W/Standard Rotation	42102HD	W/Counterclockwise Eng. Rotation	43309HD

Road & Construction Equipment

Application	Part No.	Application	Part No.
Bantam - Continued		Bay City - Continued	
T725A Teleskoop - Continued		535	
Detroit Diesel 4-71 Diesel		Detroit Diesel 3-71 Diesel; Detroit Diesel 4-71 Diesel	
W/Turbo; W/Standard Rotation	42321HD	W/Turbo; W/Standard Rotation	42321HD
W/Turbo; W/Reverse Rotation	42322HD	W/Turbo; W/Reverse Rotation	42322HD
W/O Turbo; W/Standard Rotation	42102HD	W/O Turbo; W/Standard Rotation	42102HD
W/O Turbo; W/Reverse Rotation	42344HD	W/O Turbo; W/Reverse Rotation	42344HD
TD588 Telekrane		600	
Detroit Diesel 4-53 Diesel		Detroit Diesel 3-71 Diesel	
W/Clockwise Eng. Rotation	43310HD	W/Turbo; W/Standard Rotation	42321HD
W/Counterclockwise Eng. Rotation	43309HD	W/Turbo; W/Reverse Rotation	42322HD
Barber-Greene		W/O Turbo; W/Standard Rotation	
774		W/O Turbo; W/Reverse Rotation	
Detroit Diesel 3-71 Diesel		610-T6435; 610-T8445	
W/Turbo; W/Standard Rotation	42321HD	Detroit Diesel 3-71 Diesel; Detroit Diesel 4-71 Diesel; Detroit Diesel 6-71 Diesel	
W/Turbo; W/Reverse Rotation	42322HD	W/Turbo; W/Standard Rotation	42321HD
W/O Turbo; W/Standard Rotation	42102HD	W/Turbo; W/Reverse Rotation	42322HD
W/O Turbo; W/Reverse Rotation	42344HD	W/O Turbo; W/Standard Rotation	42102HD
835; 837; 838; 845; 847; 848A; 852; 857		W/O Turbo; W/Reverse Rotation	42344HD
Detroit Diesel 3-71 Diesel; Detroit Diesel 4-71 Diesel; Detroit Diesel 6-71 Diesel		720	
W/Turbo; W/Standard Rotation	42321HD	Detroit Diesel 6-71 Diesel	
W/Turbo; W/Reverse Rotation	42322HD	W/Turbo; W/Standard Rotation	42321HD
W/O Turbo; W/Standard Rotation	42102HD	W/Turbo; W/Reverse Rotation	42322HD
W/O Turbo; W/Reverse Rotation	42344HD	W/O Turbo; W/Standard Rotation	42102HD
TC30		W/O Turbo; W/Reverse Rotation	42344HD
Detroit Diesel 3-53 Diesel		Blaw-Knox	
W/Clockwise Eng. Rotation	43310HD	195 Road Widener; PF120; PF500	
W/Counterclockwise Eng. Rotation	43309HD	Detroit Diesel 4-53 Diesel	
Bay City		W/Clockwise Eng. Rotation	43310HD
45; 60; 63; 72		W/Counterclockwise Eng. Rotation	43309HD
Detroit Diesel 3-71 Diesel; Detroit Diesel 4-71 Diesel; Detroit Diesel 6-71 Diesel		Bomag	
W/Turbo; W/Standard Rotation	42321HD	K45	
W/Turbo; W/Reverse Rotation	42322HD	Detroit Diesel 4-71 Diesel	
W/O Turbo; W/Standard Rotation	42102HD	W/Turbo; W/Standard Rotation	42321HD
W/O Turbo; W/Reverse Rotation	42344HD	W/Turbo; W/Reverse Rotation	42322HD
151-T41		W/O Turbo; W/Standard Rotation	42102HD
Detroit Diesel 4-71 Diesel		W/O Turbo; W/Reverse Rotation	42344HD
W/Turbo; W/Standard Rotation	42321HD	Bros	
W/Turbo; W/Reverse Rotation	42322HD	SP6000; SP6000B; SPV735	
W/O Turbo; W/Standard Rotation	42102HD	Detroit Diesel 3-53 Diesel	
W/O Turbo; W/Reverse Rotation	42344HD	W/Clockwise Eng. Rotation	43310HD
190-T52; 190-T6430		W/Counterclockwise Eng. Rotation	43309HD
Detroit Diesel 3-71 Diesel; Detroit Diesel 4-71 Diesel; Detroit Diesel 6-71 Diesel		SPV735VA	
W/Turbo; W/Standard Rotation	42321HD	Detroit Diesel 3-53 Diesel; Detroit Diesel 4-53 Diesel	
W/Turbo; W/Reverse Rotation	42322HD	W/Clockwise Eng. Rotation	43310HD
W/O Turbo; W/Standard Rotation	42102HD	W/Counterclockwise Eng. Rotation	43309HD
W/O Turbo; W/Reverse Rotation	42344HD	SPV850	
255A; 425; 440		Detroit Diesel 4-53 Diesel	
Detroit Diesel 3-71 Diesel; Detroit Diesel 4-71 Diesel		W/Clockwise Eng. Rotation	43310HD
W/Turbo; W/Standard Rotation	42321HD	W/Counterclockwise Eng. Rotation	43309HD
W/Turbo; W/Reverse Rotation	42322HD	Bucyrus-Erie	
W/O Turbo; W/Standard Rotation	42102HD	10R	
W/O Turbo; W/Reverse Rotation	42344HD	Detroit Diesel 6-71 Diesel	
450		W/Turbo; W/Standard Rotation	42321HD
Detroit Diesel 3-71 Diesel		W/Turbo; W/Reverse Rotation	42322HD
W/Turbo; W/Standard Rotation	42321HD	W/O Turbo; W/Standard Rotation	42102HD
W/Turbo; W/Reverse Rotation	42322HD	W/O Turbo; W/Reverse Rotation	42344HD
W/O Turbo; W/Standard Rotation	42102HD		
W/O Turbo; W/Reverse Rotation	42344HD		

Application Guide - Road & Construction Equipment

Application	Part No.	Application	Part No.
Bucyrus-Erie - Continued		Case - Continued	
20B		7760 - Continued	
Detroit Diesel 3-71 Diesel		Detroit Diesel 6-71 Diesel - Continued	
W/Turbo; W/Standard Rotation	42321HD	W/O Turbo; W/Standard Rotation	42102HD
W/Turbo; W/Reverse Rotation	42322HD	W/O Turbo; W/Reverse Rotation	42344HD
W/O Turbo; W/Standard Rotation	42102HD		
W/O Turbo; W/Reverse Rotation	42344HD		
20H; 20R		Caterpillar	
Detroit Diesel 6-71 Diesel		225 (51U)	
W/Turbo; W/Standard Rotation	42321HD	Caterpillar 3208 Diesel	
W/Turbo; W/Reverse Rotation	42322HD	W/Non-Threaded Pulley	43233HD
W/O Turbo; W/Standard Rotation	42102HD	W/Threaded Pulley	43059HD
W/O Turbo; W/Reverse Rotation	42344HD	W/O Pulley	42351HD
21H		225 (61X)	
Detroit Diesel 4-71 Diesel		Caterpillar 3208 Diesel	
W/Turbo; W/Standard Rotation	42321HD	42351HD
W/Turbo; W/Reverse Rotation	42322HD	225B (2ZD); 225D (2SJ); 229 (1GF)	
W/O Turbo; W/Standard Rotation	42102HD	Caterpillar 3208 Diesel	
W/O Turbo; W/Reverse Rotation	42344HD	43233HD
22B		231D (1NK); 231D (5WJ)	
Detroit Diesel 3-71 Diesel		Caterpillar 3208T Diesel	
W/Turbo; W/Standard Rotation	42321HD	43233HD
W/Turbo; W/Reverse Rotation	42322HD	245 (82X); 245 (84X)	
W/O Turbo; W/Standard Rotation	42102HD	Caterpillar 3406 Diesel	
W/O Turbo; W/Reverse Rotation	42344HD	45009HD
25B		245 (94L)	
Detroit Diesel 4-71 Diesel		Caterpillar 3406T Diesel	
W/Turbo; W/Standard Rotation	42321HD	45009HD
W/Turbo; W/Reverse Rotation	42322HD	245 (95V)	
W/O Turbo; W/Standard Rotation	42102HD	Caterpillar 3406 Diesel	
W/O Turbo; W/Reverse Rotation	42344HD	45009HD
38B; 38TC		345B (2NW); 345B (2ZW); 345B (6MW); 345B (6XS); 345B (8KW); 345B (AMD); 345B (AMJ); 345B (AMN); 345B (AYR); 345B (BFG)	
Detroit Diesel 6-71 Diesel		Caterpillar 3176TA Diesel	
W/Turbo; W/Standard Rotation	42321HD	44060HD
W/Turbo; W/Reverse Rotation	42322HD	345B (CFM); 345B II (AGS); 345B II (AKJ); 345B II (AKX); 345B II (ALB); 345B II (ALD); 345B II (ALL); 345B II (CCC); 345B II (CDJ); 345B II (DCW); 345B II (DET); 345B II (FEE); 345B II MH (APB); 345B L (2SW); 345B L (3MW); 345B L (4SS); 345B L (5WS); 345B L (7KS); 345B L (8RW); 345B L (9CW); 345B L (9GS)	
W/O Turbo; W/Standard Rotation	42102HD	Caterpillar 3176C Diesel	
W/O Turbo; W/Reverse Rotation	42344HD	44060HD
45CIIB100		365B (9PZ); 365B (9TZ); 365B (BTH); 365B (CFJ); 365B (CTY); 365B (PEG); 365B (SDL); 365B II (DER); 365B II (JMB); 365B L (4XZ); 365B L (9TZ); 365B L (AGD)	
Detroit Diesel 6V-53 Diesel; Detroit Diesel 6V-53N Diesel		Caterpillar 3196 Diesel	
W/Clockwise Eng. Rotation	43310HD	44060HD
W/Counterclockwise Eng. Rotation	43309HD	365C (ELC); 365C (FEN); 365C (MCS); 365C (MEM); 365C (PAR); 365C L (MCY); 365C L MH (GWC); 374D L (PAP); 374D L (PAS); 374D L (PAX); 374D L (PJA)	
280CSP		Caterpillar C15 Diesel	
Detroit Diesel 4-53N Diesel		44062HD
W/Clockwise Eng. Rotation	43310HD		
W/Counterclockwise Eng. Rotation	43309HD		
Buffalo Springfield			
KF30			
Detroit Diesel 6-71 Diesel			
W/Turbo; W/Standard Rotation	42321HD		
W/Turbo; W/Reverse Rotation	42322HD		
W/O Turbo; W/Standard Rotation	42102HD		
W/O Turbo; W/Reverse Rotation	42344HD		
Case			
500 Travelift; 500B Travelift			
Detroit Diesel 3-53 Diesel			
W/Clockwise Eng. Rotation	43310HD		
W/Counterclockwise Eng. Rotation	43309HD		
7760			
Detroit Diesel 6-71 Diesel			
W/Turbo; W/Standard Rotation	42321HD		
W/Turbo; W/Reverse Rotation	42322HD		

Road & Construction Equipment

Application	Part No.	Application	Part No.
Caterpillar - Continued		Chicago Pneumatic	
375 (6NK); 375 (8WJ); 375 L (1JM); 375 L (9WL)		250R02	
Caterpillar 3406C Diesel	45009HD	Detroit Diesel 4-53 Diesel	43310HD
		W/Clockwise Eng. Rotation	43309HD
		W/Counterclockwise Eng. Rotation	
385C (JCM); 385C (KBC); 385C (KKK); 385C (MNZ); 385C FS (EAM); 385C FS (T2F); 385C L (EDA); 385C L (KGB); 385C L (SBE); 385C L (T2E); 385C L MH (WAW); 390D (BYP); 390D (KCZ); 390D L (WAG); 390D L (WAP); 390D L (WBT)		365R02	
Caterpillar C18 Diesel	44062HD	Detroit Diesel 4-71 Diesel	42321HD
		W/Turbo; W/Standard Rotation	42322HD
		W/Turbo; W/Reverse Rotation	42102HD
		W/O Turbo; W/Standard Rotation	42344HD
		W/O Turbo; W/Reverse Rotation	
613; 613A (71M); 613B (38W); 613C (92X)		600R02	
Caterpillar 3208 Diesel		Detroit Diesel 6-71 Diesel	42321HD
W/Non-Threaded Pulley	43233HD	W/Turbo; W/Standard Rotation	42322HD
W/Threaded Pulley	43059HD	W/O Turbo; W/Standard Rotation	42102HD
W/O Pulley	42351HD	W/O Turbo; W/Reverse Rotation	42344HD
CB514 (6YD)		CPS270	
Detroit Diesel 3-53 Diesel		Isuzu 4BD1 Diesel	43314
W/Clockwise Eng. Rotation	43310HD		
W/Counterclockwise Eng. Rotation	43309HD		
W345B II (ANJ); W345B II (CDY)		Clark-Lima	
Caterpillar 3176C Diesel	44060HD	720	
		Detroit Diesel 6V-53N Diesel	
		W/Clockwise Eng. Rotation	
		W/Counterclockwise Eng. Rotation	
Cedar Rapids		Clark-Michigan-VME	
BSF2		35A; 35AWS; 35B	
Detroit Diesel 3-53 Diesel		Detroit Diesel 3-53 Diesel	
W/Clockwise Eng. Rotation	43310HD	W/Clockwise Eng. Rotation	
W/Counterclockwise Eng. Rotation	43309HD	W/Counterclockwise Eng. Rotation	
BSF2H		45B	
Detroit Diesel 3-71 Diesel		Detroit Diesel 4-53 Diesel	
W/Turbo; W/Standard Rotation	42321HD	W/Clockwise Eng. Rotation	
W/Turbo; W/Reverse Rotation	42322HD	W/Counterclockwise Eng. Rotation	
W/O Turbo; W/Standard Rotation	42102HD		
W/O Turbo; W/Reverse Rotation	42344HD	45C	
BSF3R		Detroit Diesel 3-53T Diesel	
Detroit Diesel 4-53 Diesel		W/Clockwise Eng. Rotation	
W/Clockwise Eng. Rotation	43310HD	W/Counterclockwise Eng. Rotation	
W/Counterclockwise Eng. Rotation	43309HD	55; 55 III; 55A I; 55A II; 55A III	
BSF4		Detroit Diesel 3-53 Diesel	
Detroit Diesel 4-71 Diesel		W/Clockwise Eng. Rotation	
W/Turbo; W/Standard Rotation	42321HD	W/Counterclockwise Eng. Rotation	
W/Turbo; W/Reverse Rotation	42322HD		
W/O Turbo; W/Standard Rotation	42102HD	55B	
W/O Turbo; W/Reverse Rotation	42344HD	Detroit Diesel 4-53N Diesel	
Champion		W/Clockwise Eng. Rotation	
560		W/Counterclockwise Eng. Rotation	
Detroit Diesel 3-71 Diesel		55C; 75; 75 III; 75A II	
W/Turbo; W/Standard Rotation	42321HD	Detroit Diesel 4-53 Diesel	
W/Turbo; W/Reverse Rotation	42322HD	W/Clockwise Eng. Rotation	
W/O Turbo; W/Standard Rotation	42102HD	W/Counterclockwise Eng. Rotation	
W/O Turbo; W/Reverse Rotation	42344HD	75A III	
600		Detroit Diesel 4-71N Diesel	
Detroit Diesel 6-71C Diesel		W/Turbo; W/Standard Rotation	
W/Turbo; W/Standard Rotation	42321HD	W/Turbo; W/Reverse Rotation	
W/Turbo; W/Reverse Rotation	42322HD	W/O Turbo; W/Standard Rotation	
W/O Turbo; W/Standard Rotation	42102HD	W/O Turbo; W/Reverse Rotation	
W/O Turbo; W/Reverse Rotation	42344HD	75C; 85A I; 85A II	
		Detroit Diesel 4-53 Diesel	
		W/Clockwise Eng. Rotation	
		W/Counterclockwise Eng. Rotation	

Application Guide - Road & Construction Equipment

Application	Part No.	Application	Part No.
Clark-Michigan-VME - Continued		Cleveland	
85A III		247	
Detroit Diesel 6V-53N Diesel W/Clockwise Eng. Rotation	43310HD	Detroit Diesel 4-53 Diesel W/Clockwise Eng. Rotation	43310HD
W/Counterclockwise Eng. Rotation	43309HD	W/Counterclockwise Eng. Rotation	43309HD
110 III-H14; 110-11		J36HD	
Detroit Diesel 4-71 Diesel W/Turbo; W/Standard Rotation	42321HD	Detroit Diesel 3-53 Diesel W/Clockwise Eng. Rotation	43310HD
W/Turbo; W/Reverse Rotation	42322HD	W/Counterclockwise Eng. Rotation	43309HD
W/O Turbo; W/Standard Rotation	42102HD	CMI	
W/O Turbo; W/Reverse Rotation	42344HD	RS425	
110HT		Caterpillar 3406BDITA Diesel 44054HD	
Detroit Diesel 4-71N Diesel W/Turbo; W/Standard Rotation	42321HD	Ditch Witch	
W/Turbo; W/Reverse Rotation	42322HD	R100D	
W/O Turbo; W/Standard Rotation	42102HD	Detroit Diesel 4-53 Diesel W/Clockwise Eng. Rotation	
W/O Turbo; W/Reverse Rotation	42344HD	W/Counterclockwise Eng. Rotation	
125A II; 125A III		43310HD 43309HD	
Detroit Diesel 6V-53 Diesel W/Clockwise Eng. Rotation	43310HD	Dresser-Dressta	
W/Counterclockwise Eng. Rotation	43309HD	D90C	
175A		Detroit Diesel 6V-53 Diesel W/Clockwise Eng. Rotation	
Detroit Diesel 4-71 Diesel W/Turbo; W/Standard Rotation	42321HD	W/Counterclockwise Eng. Rotation	
W/Turbo; W/Reverse Rotation	42322HD	43310HD 43309HD	
W/O Turbo; W/Standard Rotation	42102HD	S7; S8	
W/O Turbo; W/Reverse Rotation	42344HD	Detroit Diesel 3-53 Diesel W/Clockwise Eng. Rotation	
180; 180 III		43310HD 43309HD	
Detroit Diesel 6V-53 Diesel W/Clockwise Eng. Rotation	43310HD	Dresser-Galion	
W/Counterclockwise Eng. Rotation	43309HD	104	
301S		Detroit Diesel 3-71 Diesel; Detroit Diesel 4-71 Diesel	
Detroit Diesel 4-71 Diesel W/Turbo; W/Standard Rotation	42321HD	W/Turbo; W/Standard Rotation	
W/Turbo; W/Reverse Rotation	42322HD	W/Turbo; W/Reverse Rotation	
W/O Turbo; W/Standard Rotation	42102HD	W/O Turbo; W/Standard Rotation	
W/O Turbo; W/Reverse Rotation	42344HD	W/O Turbo; W/Reverse Rotation	
662; 664; 664B		42344HD	
Detroit Diesel 3-53 Diesel; Detroit Diesel 4-53 Diesel W/Clockwise Eng. Rotation	43310HD	118	
W/Counterclockwise Eng. Rotation	43309HD	Detroit Diesel 3-71 Diesel; Detroit Diesel 4-71 Diesel	
664C		W/Turbo; W/Standard Rotation	
Detroit Diesel 4-53 Diesel W/Clockwise Eng. Rotation	43310HD	W/Turbo; W/Reverse Rotation	
W/Counterclockwise Eng. Rotation	43309HD	W/O Turbo; W/Standard Rotation	
666; 666B		W/O Turbo; W/Reverse Rotation	
Detroit Diesel 3-53 Diesel; Detroit Diesel 4-53 Diesel W/Clockwise Eng. Rotation	43310HD	42344HD	
W/Counterclockwise Eng. Rotation	43309HD	118C; 125; 125A	
666C		Detroit Diesel 4-71 Diesel W/Turbo; W/Standard Rotation	
Detroit Diesel 6-71 Diesel W/Turbo; W/Standard Rotation	42321HD	W/Turbo; W/Reverse Rotation	
W/Turbo; W/Reverse Rotation	42322HD	W/O Turbo; W/Standard Rotation	
W/O Turbo; W/Standard Rotation	42102HD	W/O Turbo; W/Reverse Rotation	
W/O Turbo; W/Reverse Rotation	42344HD	42344HD	
CS70		150; 150A; 150FA	
Detroit Diesel 4-53 Diesel W/Clockwise Eng. Rotation	43310HD	Detroit Diesel 4-53N Diesel W/Clockwise Eng. Rotation	
W/Counterclockwise Eng. Rotation	43309HD	W/Counterclockwise Eng. Rotation	
		43310HD 43309HD	
		160	
		Detroit Diesel 3-71 Diesel W/Turbo; W/Standard Rotation	
		W/Turbo; W/Reverse Rotation	
		W/O Turbo; W/Standard Rotation	
		W/O Turbo; W/Reverse Rotation	
		42321HD 42322HD 42102HD 42344HD	
		160RF2	
		Detroit Diesel 3-53 Diesel W/Clockwise Eng. Rotation	
		43310HD	

Road & Construction Equipment

Application	Part No.	Application	Part No.
Dresser-Galion - Continued		Drott - Continued	
160RF2 - Continued		35EC	
Detroit Diesel 3-53 Diesel - Continued		Detroit Diesel 4-53 Diesel	
W/Clockwise Eng. Rotation	43309HD	W/Clockwise Eng. Rotation	43310HD
W/Counterclockwise Eng. Rotation		W/Counterclockwise Eng. Rotation	43309HD
200RF2		40 Crawler; 40 Cruz-Air	
Detroit Diesel 4-53 Diesel		Detroit Diesel 4-53N Diesel	
W/Clockwise Eng. Rotation	43310HD	W/Clockwise Eng. Rotation	43310HD
W/Counterclockwise Eng. Rotation	43309HD	W/Counterclockwise Eng. Rotation	43309HD
220S		40C	
Detroit Diesel 6V-53N Diesel		Detroit Diesel 4-53 Diesel	
W/Clockwise Eng. Rotation	43310HD	W/Clockwise Eng. Rotation	43310HD
W/Counterclockwise Eng. Rotation	43309HD	W/Counterclockwise Eng. Rotation	43309HD
250RF2		40R; 40YR	
Detroit Diesel 4-53 Diesel		Detroit Diesel 4-53 Diesel	
W/Clockwise Eng. Rotation	43310HD	W/Clockwise Eng. Rotation	43310HD
W/Counterclockwise Eng. Rotation	43309HD	W/Counterclockwise Eng. Rotation	43309HD
S5-8A; S8-10.5A; S8-12A; S10-14A; VOS66A		50	
Detroit Diesel 3-53 Diesel		Detroit Diesel 6V-53N Diesel	
W/Clockwise Eng. Rotation	43310HD	W/Clockwise Eng. Rotation	43310HD
W/Counterclockwise Eng. Rotation	43309HD	W/Counterclockwise Eng. Rotation	43309HD
VOS84A; VOSA84A; VOSD84A		50BEC	
Detroit Diesel 4-53N Diesel		Detroit Diesel 6V-53 Diesel	
W/Clockwise Eng. Rotation	43310HD	W/Clockwise Eng. Rotation	43310HD
W/Counterclockwise Eng. Rotation	43309HD	W/Counterclockwise Eng. Rotation	43309HD
VOSPD84A		80 Cruz-Air	
Detroit Diesel 4-53 Diesel; Detroit Diesel 4-53N Diesel		Detroit Diesel 8V-53 Diesel	
W/Clockwise Eng. Rotation	43310HD	W/Clockwise Eng. Rotation	43310HD
W/Counterclockwise Eng. Rotation	43309HD	W/Counterclockwise Eng. Rotation	43309HD
Dresser-Hough		250 Travelift	
H30; H30A; H30B; H30F; H30R; H50; H50B		Detroit Diesel 3-53 Diesel	
Detroit Diesel 3-53 Diesel		W/Clockwise Eng. Rotation	43310HD
W/Clockwise Eng. Rotation	43310HD	W/Counterclockwise Eng. Rotation	43309HD
W/Counterclockwise Eng. Rotation	43309HD	250AI Travelift	
H60		Detroit Diesel 3-53 Diesel; Detroit Diesel 4-53 Diesel	
Detroit Diesel 3-71 Diesel		W/Clockwise Eng. Rotation	43310HD
W/Turbo; W/Standard Rotation	42321HD	W/Counterclockwise Eng. Rotation	43309HD
W/Turbo; W/Reverse Rotation	42322HD	500A Travelift	
W/O Turbo; W/Standard Rotation	42102HD	Detroit Diesel 3-53 Diesel	
W/O Turbo; W/Reverse Rotation	42344HD	W/Clockwise Eng. Rotation	43310HD
H70C		W/Counterclockwise Eng. Rotation	43309HD
Detroit Diesel 4-71 Diesel		500AI Travelift; 600A Travelift; 650A Travelift	
W/Turbo; W/Standard Rotation	42321HD	Detroit Diesel 3-53 Diesel; Detroit Diesel 4-53 Diesel	
W/Turbo; W/Reverse Rotation	42322HD	W/Clockwise Eng. Rotation	43310HD
W/O Turbo; W/Standard Rotation	42102HD	W/Counterclockwise Eng. Rotation	43309HD
W/O Turbo; W/Reverse Rotation	42344HD	800AC Travelift; 1000A Travelift; 1000AI Travelift	
H90C		Detroit Diesel 4-71 Diesel	
Detroit Diesel 6V-53 Diesel		W/Turbo; W/Standard Rotation	42321HD
W/Clockwise Eng. Rotation	43310HD	W/Turbo; W/Reverse Rotation	42322HD
W/Counterclockwise Eng. Rotation	43309HD	W/O Turbo; W/Standard Rotation	42102HD
Drott		W/O Turbo; W/Reverse Rotation	42344HD
30DH		35	
Cummins NH230 Diesel		Detroit Diesel 3-53 Diesel; Detroit Diesel 4-53N Diesel	
W/Pulley	43238HD	W/Clockwise Eng. Rotation	43310HD
W/O Pulley	42309	W/Counterclockwise Eng. Rotation	43309HD
35		35	
Detroit Diesel 3-53 Diesel; Detroit Diesel 4-53N Diesel		Detroit Diesel 4-71 Diesel	
W/Clockwise Eng. Rotation	43310HD	W/Turbo; W/Standard Rotation	42321HD
W/Counterclockwise Eng. Rotation	43309HD	W/Turbo; W/Reverse Rotation	42322HD
		W/O Turbo; W/Standard Rotation	42102HD
		W/O Turbo; W/Reverse Rotation	42344HD

Application Guide - Road & Construction Equipment

Application	Part No.	Application	Part No.
Drott - Continued		Ferguson Shovel Supply	
1500; 1800; 2500		SP75D	
Detroit Diesel 6V-53 Diesel		Detroit Diesel 4-53N Diesel	
W/Clockwise Eng. Rotation	43310HD	W/Clockwise Eng. Rotation	43310HD
W/Counterclockwise Eng. Rotation	43309HD	W/Counterclockwise Eng. Rotation	43309HD
2510		SP120B	
Detroit Diesel 6-71N Diesel		Detroit Diesel 6V-53 Diesel	
W/Turbo; W/Standard Rotation	42321HD	W/Clockwise Eng. Rotation	43310HD
W/Turbo; W/Reverse Rotation	42322HD	W/Counterclockwise Eng. Rotation	43309HD
W/O Turbo; W/Standard Rotation	42102HD	FMC	
W/O Turbo; W/Reverse Rotation	42344HD	Vanguard 4000SP	
7760		Detroit Diesel V-8 8.2 L Diesel	
Detroit Diesel 6-71 Diesel		W/Heater Outlet	46001HD
W/Turbo; W/Standard Rotation	42321HD	Gardner-Denver	
W/Turbo; W/Reverse Rotation	42322HD	RP365; RP600; RP600D; RP600DB	
W/O Turbo; W/Standard Rotation	42102HD	Detroit Diesel 4-53 Diesel	
W/O Turbo; W/Reverse Rotation	42344HD	W/Clockwise Eng. Rotation	43310HD
Dynahoe		W/Counterclockwise Eng. Rotation	43309HD
140; 160		Detroit Diesel 4-71 Diesel	
Detroit Diesel 3-53 Diesel		W/Turbo; W/Standard Rotation	42321HD
W/Clockwise Eng. Rotation	43310HD	W/Turbo; W/Reverse Rotation	42322HD
W/Counterclockwise Eng. Rotation	43309HD	W/O Turbo; W/Standard Rotation	42102HD
190 4		W/O Turbo; W/Reverse Rotation	42344HD
Detroit Diesel 4-53 Diesel		SPKDB	
W/Clockwise Eng. Rotation	43310HD	Detroit Diesel 4-53 Diesel	
W/Counterclockwise Eng. Rotation	43309HD	W/Clockwise Eng. Rotation	43310HD
Dynapac		W/Counterclockwise Eng. Rotation	43309HD
CA15PD		SPNDA; SPNDB	
Detroit Diesel 4-53 Diesel		Detroit Diesel 4-71 Diesel; Detroit Diesel 6-71 Diesel	
W/Clockwise Eng. Rotation	43310HD	W/Turbo; W/Standard Rotation	42321HD
W/Counterclockwise Eng. Rotation	43309HD	W/Turbo; W/Reverse Rotation	42322HD
CA25PD		W/O Turbo; W/Standard Rotation	42102HD
Caterpillar 3208 Diesel		W/O Turbo; W/Reverse Rotation	42344HD
W/Non-Threaded Pulley	43233HD	SPQDA	
W/Threaded Pulley	43059HD	Detroit Diesel 6-71 Diesel	
W/O Pulley	42351HD	W/Turbo; W/Standard Rotation	42321HD
CT25		W/Turbo; W/Reverse Rotation	42322HD
Detroit Diesel 6V-53T Diesel		W/O Turbo; W/Standard Rotation	42102HD
W/Clockwise Eng. Rotation	43310HD	W/O Turbo; W/Reverse Rotation	42344HD
W/Counterclockwise Eng. Rotation	43309HD	SPQDB; SPQDC	
Euclid		Detroit Diesel 4-71 Diesel; Detroit Diesel 6-71 Diesel	
12RT; 16TDT; 21LDT; C61; C62; C63; C64; C65; R15 (91FD); R18 (91FD); R40 (9FFD); R45 (9FFD); S12 (77FDT); S12 (78FDT); SS12 (77FDT); SS12 (78FDT)		W/Turbo; W/Standard Rotation	42321HD
Detroit Diesel 6-71 Diesel		W/Turbo; W/Reverse Rotation	42322HD
W/Turbo; W/Standard Rotation	42321HD	W/O Turbo; W/Standard Rotation	42102HD
W/Turbo; W/Reverse Rotation	42322HD	W/O Turbo; W/Reverse Rotation	42344HD
W/O Turbo; W/Standard Rotation	42102HD	SPTDD	
W/O Turbo; W/Reverse Rotation	42344HD	Caterpillar 3406DI Diesel	
TC12		W/Flat Gear	45009HD
Detroit Diesel 6-71 Twin Diesel		W/Dished Gear	44054HD
W/Turbo; W/Standard Rotation	42321HD	Adapter	44600HDBP
W/Turbo; W/Reverse Rotation	42322HD	Gomaco	
W/O Turbo; W/Standard Rotation	42102HD	GT6000-66	
W/O Turbo; W/Reverse Rotation	42344HD	Detroit Diesel 2-53 Diesel	
		W/Clockwise Eng. Rotation	43310HD
		W/Counterclockwise Eng. Rotation	43309HD
		GT6000-78	
		Detroit Diesel 3-53 Diesel	
		W/Clockwise Eng. Rotation	43310HD
		W/Counterclockwise Eng. Rotation	43309HD

Road & Construction Equipment

Application Guide - Road & Construction Equipment

 Road & Construction
Equipment

Application	Part No.	Application	Part No.
Grove		Hyster	
64-18		C350; C610B; C612B; C615A; C615B; C617B; C624B; C625B; C627B	
Detroit Diesel 6V-53 Diesel		Detroit Diesel 3-53 Diesel	
W/Clockwise Eng. Rotation	43310HD	W/Clockwise Eng. Rotation	43310HD
W/Counterclockwise Eng. Rotation	43309HD	W/Counterclockwise Eng. Rotation	43309HD
4420G		C852A; C852B	
Cummins V-8 210 Diesel	44093HD	Caterpillar 3208 Diesel	
8435G		W/Non-Threaded Pulley	43233HD
Detroit Diesel 6-71 Diesel		W/Threaded Pulley	43059HD
W/Turbo; W/Standard Rotation	42321HD	W/O Pulley	42351HD
W/Turbo; W/Reverse Rotation	42322HD	Detroit Diesel V-8 8.2 L Diesel	
W/O Turbo; W/Standard Rotation	42102HD	W/Heater Outlet	46001HD
W/O Turbo; W/Reverse Rotation	42344HD	K360B	
RT59S; RT522		Detroit Diesel 4-53N Diesel	
Detroit Diesel 4-53 Diesel		W/Clockwise Eng. Rotation	43310HD
W/Clockwise Eng. Rotation	43310HD	W/Counterclockwise Eng. Rotation	43309HD
W/Counterclockwise Eng. Rotation	43309HD	Ingersoll	
RT630; RT745		D5000	
Caterpillar 3208 Diesel		Detroit Diesel 4-71 Diesel	
W/Non-Threaded Pulley	43233HD	W/Turbo; W/Standard Rotation	42321HD
W/Threaded Pulley	43059HD	W/Turbo; W/Reverse Rotation	42322HD
W/O Pulley	42351HD	W/O Turbo; W/Standard Rotation	42102HD
Herc		W/O Turbo; W/Reverse Rotation	42344HD
14YD		D6000	
Detroit Diesel 4-53 Diesel		Detroit Diesel 6-71 Diesel	
W/Clockwise Eng. Rotation	43310HD	W/Turbo; W/Standard Rotation	42321HD
W/Counterclockwise Eng. Rotation	43309HD	W/Turbo; W/Reverse Rotation	42322HD
Huber-Warco		W/O Turbo; W/Standard Rotation	42102HD
9D		W/O Turbo; W/Reverse Rotation	42344HD
Detroit Diesel 3-71 Diesel		DA40	
W/Turbo; W/Standard Rotation	42321HD	Detroit Diesel 3-53 Diesel	
W/Turbo; W/Reverse Rotation	42322HD	W/Clockwise Eng. Rotation	43310HD
W/O Turbo; W/Standard Rotation	42102HD	W/Counterclockwise Eng. Rotation	43309HD
W/O Turbo; W/Reverse Rotation	42344HD	SP54	
10D		Detroit Diesel 4-53 Diesel	
Detroit Diesel 4-71 Diesel		W/Clockwise Eng. Rotation	43310HD
W/Turbo; W/Standard Rotation	42321HD	W/Counterclockwise Eng. Rotation	43309HD
W/Turbo; W/Reverse Rotation	42322HD	Ingram	
W/O Turbo; W/Standard Rotation	42102HD	10 Ton	
W/O Turbo; W/Reverse Rotation	42344HD	Detroit Diesel 3-53 Diesel	
11D		W/Clockwise Eng. Rotation	43310HD
Detroit Diesel 6-71 Diesel		W/Counterclockwise Eng. Rotation	43309HD
W/Turbo; W/Standard Rotation	42321HD	11-5400	
W/Turbo; W/Reverse Rotation	42322HD	Detroit Diesel 3-71 Diesel	
W/O Turbo; W/Standard Rotation	42102HD	W/Turbo; W/Standard Rotation	42321HD
W/O Turbo; W/Reverse Rotation	42344HD	W/Turbo; W/Reverse Rotation	42322HD
Hyhoe		W/O Turbo; W/Standard Rotation	42102HD
695		W/O Turbo; W/Reverse Rotation	42344HD
Detroit Diesel 4-53 Diesel		Insley	
W/Clockwise Eng. Rotation	43310HD	H560B	
W/Counterclockwise Eng. Rotation	43309HD	Detroit Diesel 4-53 Diesel	
895		W/Clockwise Eng. Rotation	43310HD
Detroit Diesel 6V-53 Diesel		W/Counterclockwise Eng. Rotation	43309HD
W/Clockwise Eng. Rotation	43310HD	H875; H1500	
W/Counterclockwise Eng. Rotation	43309HD	Detroit Diesel 6-71 Diesel	
		W/Turbo; W/Standard Rotation	42321HD
		W/Turbo; W/Reverse Rotation	42322HD
		W/O Turbo; W/Standard Rotation	42102HD
		W/O Turbo; W/Reverse Rotation	42344HD

Application Guide - Road & Construction Equipment

Application	Part No.	Application	Part No.
International		Koehring - Continued	
433		305	
IH DT466 Diesel; IH DVT800 Diesel	43252	Detroit Diesel 4-71 Diesel; Detroit Diesel 6-71 Diesel	
S8		W/Turbo; W/Standard Rotation	42321HD
Detroit Diesel 3-53 Diesel		W/Turbo; W/Reverse Rotation	42322HD
W/Clockwise Eng. Rotation	43310HD	W/O Turbo; W/Standard Rotation	42102HD
W/Counterclockwise Eng. Rotation	43309HD	W/O Turbo; W/Reverse Rotation	42344HD
T500S; TD180FB; TD225SL; TD300SL		405-2A	
Detroit Diesel 6V-53 Diesel		Detroit Diesel 4-71 Diesel	
W/Clockwise Eng. Rotation	43310HD	W/Turbo; W/Standard Rotation	42321HD
W/Counterclockwise Eng. Rotation	43309HD	W/Turbo; W/Reverse Rotation	42322HD
Jaeger		W/O Turbo; W/Standard Rotation	42102HD
250		W/O Turbo; W/Reverse Rotation	42344HD
Detroit Diesel 3-71 Diesel		428	
W/Turbo; W/Standard Rotation	42321HD	Caterpillar 3208 Diesel	
W/Turbo; W/Reverse Rotation	42322HD	W/Non-Threaded Pulley	43233HD
W/O Turbo; W/Standard Rotation	42102HD	W/Threaded Pulley	43059HD
W/O Turbo; W/Reverse Rotation	42344HD	W/O Pulley	42351HD
365		600WD	
Detroit Diesel 4-71 Diesel		Detroit Diesel 4-71 Diesel	
W/Turbo; W/Standard Rotation	42321HD	W/Turbo; W/Standard Rotation	42321HD
W/Turbo; W/Reverse Rotation	42322HD	W/Turbo; W/Reverse Rotation	42322HD
W/O Turbo; W/Standard Rotation	42102HD	W/O Turbo; W/Standard Rotation	42102HD
W/O Turbo; W/Reverse Rotation	42344HD	W/O Turbo; W/Reverse Rotation	42344HD
600		LRT18U	
Detroit Diesel 6-71 Diesel		Detroit Diesel 4-53N Diesel	
W/Turbo; W/Standard Rotation	42321HD	W/Clockwise Eng. Rotation	43310HD
W/Turbo; W/Reverse Rotation	42322HD	W/Counterclockwise Eng. Rotation	43309HD
W/O Turbo; W/Standard Rotation	42102HD	LRT180; LRT1600	
W/O Turbo; W/Reverse Rotation	42344HD	Detroit Diesel 6V-53 Diesel	
John Deere		W/Clockwise Eng. Rotation	43310HD
860; 860A		W/Counterclockwise Eng. Rotation	43309HD
Detroit Diesel 6-71N Diesel		Le Roi	
W/Turbo; W/Standard Rotation	42321HD	170RD2	
W/Turbo; W/Reverse Rotation	42322HD	Detroit Diesel 3-53 Diesel	
W/O Turbo; W/Standard Rotation	42102HD	W/Clockwise Eng. Rotation	43310HD
W/O Turbo; W/Reverse Rotation	42344HD	W/Counterclockwise Eng. Rotation	43309HD
Kobelco		Le Tourneau	
LK350 Mark II		CR	
Isuzu 4BD1-T Diesel	43314	Detroit Diesel 6-71 Diesel	
Koehring		W/Turbo; W/Standard Rotation	42321HD
166		W/Turbo; W/Reverse Rotation	42322HD
Detroit Diesel 4-53T Diesel		W/O Turbo; W/Standard Rotation	42102HD
W/Clockwise Eng. Rotation	43310HD	W/O Turbo; W/Reverse Rotation	42344HD
W/Counterclockwise Eng. Rotation	43309HD	Roadster D	
255A		Detroit Diesel 4-71 Diesel	
Detroit Diesel 4-53 Diesel		W/Turbo; W/Standard Rotation	42321HD
W/Clockwise Eng. Rotation	43310HD	W/Turbo; W/Reverse Rotation	42322HD
W/Counterclockwise Eng. Rotation	43309HD	W/O Turbo; W/Standard Rotation	42102HD
304		W/O Turbo; W/Reverse Rotation	42344HD
Detroit Diesel 3-71 Diesel		Tournapull C; Tournatractor B	
W/Turbo; W/Standard Rotation	42321HD	Detroit Diesel 6-71 Diesel	
W/Turbo; W/Reverse Rotation	42322HD	W/Turbo; W/Standard Rotation	42321HD
W/O Turbo; W/Standard Rotation	42102HD	W/Turbo; W/Reverse Rotation	42322HD
W/O Turbo; W/Reverse Rotation	42344HD	W/O Turbo; W/Standard Rotation	42102HD
		W/O Turbo; W/Reverse Rotation	42344HD

Road & Construction Equipment

Application	Part No.	Application	Part No.
Link-Belt		Lorain	
HC78B		LC790	
Detroit Diesel 6V-53N Diesel		Detroit Diesel 6-71 Diesel	
W/Clockwise Eng. Rotation	43310HD	W/Turbo; W/Standard Rotation	42321HD
W/Counterclockwise Eng. Rotation	43309HD	W/Turbo; W/Reverse Rotation	42322HD
HC108C		W/O Turbo; W/Standard Rotation	42102HD
Detroit Diesel 4-71 Diesel; Detroit Diesel 6-71 Diesel		W/O Turbo; W/Reverse Rotation	42344HD
W/Turbo; W/Standard Rotation	42321HD	MC30H	
W/Turbo; W/Reverse Rotation	42322HD	Detroit Diesel 4-71N Diesel; Detroit Diesel 6-71N Diesel	
W/O Turbo; W/Standard Rotation	42102HD	W/Turbo; W/Standard Rotation	42321HD
W/O Turbo; W/Reverse Rotation	42344HD	W/Turbo; W/Reverse Rotation	42322HD
HC218		W/O Turbo; W/Standard Rotation	42102HD
Detroit Diesel 6-71 Diesel		W/O Turbo; W/Reverse Rotation	42344HD
W/Turbo; W/Standard Rotation	42321HD	Massey Ferguson	
W/Turbo; W/Reverse Rotation	42322HD	MF11	
W/O Turbo; W/Standard Rotation	42102HD	Perkins 4-Cyl. 248 Diesel	
W/O Turbo; W/Reverse Rotation	42344HD		42311HD
HSP8018		MF66	
Detroit Diesel 4-53 Diesel		Detroit Diesel 6V-53N Diesel	
W/Clockwise Eng. Rotation	43310HD	W/Clockwise Eng. Rotation	43310HD
W/Counterclockwise Eng. Rotation	43309HD	W/Counterclockwise Eng. Rotation	43309HD
HSP8028S		MF300 Backhoe	
Detroit Diesel V-8 8.2 L Diesel		Perkins 4-Cyl. 248 Diesel	
W/Heater Outlet	46001HD		42311HD
HSP8040		Multihoe	
Detroit Diesel 6V-53 Diesel		MDA	
W/Clockwise Eng. Rotation	43310HD	Detroit Diesel 3-53 Diesel	
W/Counterclockwise Eng. Rotation	43309HD	W/Clockwise Eng. Rotation	43310HD
HT450		W/Counterclockwise Eng. Rotation	43309HD
Detroit Diesel 6-71N Diesel		New Holland	
W/Turbo; W/Standard Rotation	42321HD	LB90	
W/Turbo; W/Reverse Rotation	42322HD	New Holland BSD 450T	
W/O Turbo; W/Standard Rotation	42102HD		42291
W/O Turbo; W/Reverse Rotation	42344HD	P & H	
LS108B		20-20	
Detroit Diesel 4-71 Diesel		Detroit Diesel 4-53 Diesel	
W/Turbo; W/Standard Rotation	42321HD	W/Clockwise Eng. Rotation	43310HD
W/Turbo; W/Reverse Rotation	42322HD	W/Counterclockwise Eng. Rotation	43309HD
W/O Turbo; W/Standard Rotation	42102HD	H312	
W/O Turbo; W/Reverse Rotation	42344HD	Detroit Diesel 4-53N Diesel	
LS128DLC		W/Clockwise Eng. Rotation	43310HD
Detroit Diesel 6-71N Diesel		W/Counterclockwise Eng. Rotation	43309HD
W/Turbo; W/Standard Rotation	42321HD	H418	
W/Turbo; W/Reverse Rotation	42322HD	Detroit Diesel 6V-53N Diesel	
W/O Turbo; W/Standard Rotation	42102HD	W/Clockwise Eng. Rotation	43310HD
W/O Turbo; W/Reverse Rotation	42344HD	W/Counterclockwise Eng. Rotation	43309HD
LS2700		K935	
Isuzu 4BD1-T Diesel	43314	Detroit Diesel 6-71 Diesel	
YC38		W/Turbo; W/Standard Rotation	42321HD
Detroit Diesel 4-53N Diesel		W/Turbo; W/Reverse Rotation	42322HD
W/Clockwise Eng. Rotation	43310HD	W/O Turbo; W/Standard Rotation	42102HD
W/Counterclockwise Eng. Rotation	43309HD	W/O Turbo; W/Reverse Rotation	42344HD
Little Giant		Parsons	
C48		255L	
Detroit Diesel 3-71 Diesel		Detroit Diesel 4-53 Diesel	
W/Turbo; W/Standard Rotation	42321HD	W/Clockwise Eng. Rotation	43310HD
W/Turbo; W/Reverse Rotation	42322HD	W/Counterclockwise Eng. Rotation	43309HD
W/O Turbo; W/Standard Rotation	42102HD		
W/O Turbo; W/Reverse Rotation	42344HD		

Application Guide - Road & Construction Equipment

Application	Part No.	Application	Part No.
Parsons - Continued		Terex - Continued	
UH119		72-20 - Continued	
Detroit Diesel 3-53 Diesel W/Clockwise Eng. Rotation	43310HD	Detroit Diesel 4-71 Diesel - Continued W/O Turbo; W/Standard Rotation	42102HD
W/Counterclockwise Eng. Rotation	43309HD	W/O Turbo; W/Reverse Rotation	42344HD
Pettibone		72-31	
29		Detroit Diesel 4-71N Diesel	
Detroit Diesel 4-53 Diesel W/Clockwise Eng. Rotation	43310HD	W/Turbo; W/Standard Rotation	42321HD
W/Counterclockwise Eng. Rotation	43309HD	W/Turbo; W/Reverse Rotation	42322HD
36; 40		W/O Turbo; W/Standard Rotation	
Detroit Diesel 6V-53 Diesel W/Clockwise Eng. Rotation	43310HD	W/O Turbo; W/Reverse Rotation	42344HD
W/Counterclockwise Eng. Rotation	43309HD	72-31B	
C200		Detroit Diesel 4-71T Diesel	
Detroit Diesel 3-53 Diesel W/Clockwise Eng. Rotation	43310HD	W/Turbo; W/Standard Rotation	42321HD
W/Counterclockwise Eng. Rotation	43309HD	W/Turbo; W/Reverse Rotation	42322HD
SM710		W/O Turbo; W/Standard Rotation	
Detroit Diesel 4-53 Diesel W/Clockwise Eng. Rotation	43310HD	W/O Turbo; W/Reverse Rotation	42344HD
W/Counterclockwise Eng. Rotation	43309HD	72-40	
Pumpmaster		Detroit Diesel 6V-53N Diesel	
4000		W/Clockwise Eng. Rotation	
Detroit Diesel 2-53 Diesel W/Clockwise Eng. Rotation	43310HD	W/Counterclockwise Eng. Rotation	43309HD
W/Counterclockwise Eng. Rotation	43309HD	72-41	
Raygo		Detroit Diesel 4-71N Diesel	
2-66 Ranger		W/Turbo; W/Standard Rotation	
Detroit Diesel 4-53 Diesel W/Clockwise Eng. Rotation	43310HD	W/Turbo; W/Reverse Rotation	42321HD
W/Counterclockwise Eng. Rotation	43309HD	W/O Turbo; W/Standard Rotation	42322HD
Rascal 400A		W/O Turbo; W/Standard Rotation	
Detroit Diesel 3-53 Diesel W/Clockwise Eng. Rotation	43310HD	W/O Turbo; W/Reverse Rotation	42344HD
W/Counterclockwise Eng. Rotation	43309HD	72-51	
Rascal 420B; Rascal 600A		Detroit Diesel 6-71N Diesel	
Detroit Diesel 4-53 Diesel W/Clockwise Eng. Rotation	43310HD	W/Turbo; W/Standard Rotation	42321HD
W/Counterclockwise Eng. Rotation	43309HD	W/Turbo; W/Reverse Rotation	42322HD
Rustler 404B		W/O Turbo; W/Standard Rotation	
Detroit Diesel 3-53 Diesel W/Clockwise Eng. Rotation	43310HD	W/O Turbo; W/Reverse Rotation	42344HD
W/Counterclockwise Eng. Rotation	43309HD	82-30	
Tampo		Detroit Diesel 6-71 Diesel	
RP16D; RS16A		W/Turbo; W/Standard Rotation	
Detroit Diesel 3-53 Diesel W/Clockwise Eng. Rotation	43310HD	W/Turbo; W/Reverse Rotation	42321HD
W/Counterclockwise Eng. Rotation	43309HD	W/O Turbo; W/Standard Rotation	42322HD
RS28		W/O Turbo; W/Standard Rotation	
Detroit Diesel 4-53 Diesel W/Clockwise Eng. Rotation	43310HD	W/O Turbo; W/Reverse Rotation	42344HD
W/Counterclockwise Eng. Rotation	43309HD	S7	
Terex		Detroit Diesel 4-71 Diesel	
72-20		W/Turbo; W/Standard Rotation	
Detroit Diesel 4-71 Diesel W/Turbo; W/Standard Rotation	42321HD	W/Turbo; W/Reverse Rotation	42321HD
W/Turbo; W/Reverse Rotation	42322HD	W/O Turbo; W/Standard Rotation	42322HD
		W/O Turbo; W/Standard Rotation	42102HD
		W/O Turbo; W/Reverse Rotation	42344HD
		S11E	
		Detroit Diesel 4-71N Diesel	
		W/Turbo; W/Standard Rotation	
		W/Turbo; W/Reverse Rotation	
		W/O Turbo; W/Standard Rotation	
		W/O Turbo; W/Reverse Rotation	
		S12	
		Detroit Diesel 3-53 Diesel	
		W/Clockwise Eng. Rotation	
		W/Counterclockwise Eng. Rotation	
		Detroit Diesel 6-71 Diesel	
		W/Turbo; W/Standard Rotation	
		W/Turbo; W/Reverse Rotation	
		W/O Turbo; W/Standard Rotation	
		W/O Turbo; W/Reverse Rotation	
		T500 Series	
		Detroit Diesel 6-Cyl. 12.7 L Diesel	
		W/Weep Chamber	
		46002HD	

Road & Construction
Equipment

Application	Part No.	Application	Part No.
Terex - Continued		Volvo	
T500 Series - Continued		180 I; 180 II	
Detroit Diesel 6-Cyl. 12.7 L Diesel - Continued		Detroit Diesel 6V-53 Diesel	
W/O Weep Chamber	44066HD	W/Clockwise Eng. Rotation	43310HD
T700 Series		W/Counterclockwise Eng. Rotation	43309HD
Detroit Diesel 6-Cyl. 12.7 L Diesel; Detroit Diesel		Wabco	
6-Cyl. 14.0 L Diesel		300	
W/Weep Chamber	46002HD	Detroit Diesel 6V-53 Diesel	
W/O Weep Chamber	44066HD	W/Clockwise Eng. Rotation	43310HD
TS14		W/Counterclockwise Eng. Rotation	43309HD
Detroit Diesel 4-71 Twin Diesel; Detroit Diesel 4-		330H	
71N Twin Diesel		Detroit Diesel 3-71 Diesel	
W/Turbo; W/Standard Rotation	42321HD	W/Turbo; W/Standard Rotation	42321HD
W/Turbo; W/Reverse Rotation	42322HD	W/Turbo; W/Reverse Rotation	42322HD
W/O Turbo; W/Standard Rotation	42102HD	W/O Turbo; W/Standard Rotation	42102HD
W/O Turbo; W/Reverse Rotation	42344HD	W/O Turbo; W/Reverse Rotation	42344HD
TS14B		440	
Detroit Diesel 4-53 Diesel		Detroit Diesel 4-71 Diesel	
W/Clockwise Eng. Rotation	43310HD	W/Turbo; W/Standard Rotation	42321HD
W/Counterclockwise Eng. Rotation	43309HD	W/Turbo; W/Reverse Rotation	42322HD
Detroit Diesel 4-71N Twin Diesel		W/O Turbo; W/Standard Rotation	42102HD
W/Turbo; W/Standard Rotation	42321HD	W/O Turbo; W/Reverse Rotation	42344HD
W/Turbo; W/Reverse Rotation	42322HD	555	
W/O Turbo; W/Standard Rotation	42102HD	Detroit Diesel 6-71 Diesel	
W/O Turbo; W/Reverse Rotation	42344HD	W/Turbo; W/Standard Rotation	42321HD
TS24		W/Turbo; W/Reverse Rotation	42322HD
Detroit Diesel 6-71 Diesel		W/O Turbo; W/Standard Rotation	42102HD
W/Turbo; W/Standard Rotation	42321HD	W/O Turbo; W/Reverse Rotation	42344HD
W/Turbo; W/Reverse Rotation	42322HD	666	
W/O Turbo; W/Standard Rotation	42102HD	Detroit Diesel 4-71 Diesel; Detroit Diesel 6-71	
W/O Turbo; W/Reverse Rotation	42344HD	Diesel	
Trojan-Yale		W/Turbo; W/Standard Rotation	42321HD
1700; 1900		W/Turbo; W/Reverse Rotation	42322HD
Detroit Diesel 4-53 Diesel		W/O Turbo; W/Standard Rotation	42102HD
W/Clockwise Eng. Rotation	43310HD	W/O Turbo; W/Reverse Rotation	42344HD
W/Counterclockwise Eng. Rotation	43309HD	666 Power Flow; 666B	
2000		Detroit Diesel 4-71 Diesel	
Detroit Diesel 4-71 Diesel; Detroit Diesel 4-71N		W/Turbo; W/Standard Rotation	42321HD
Diesel		W/Turbo; W/Reverse Rotation	42322HD
W/Turbo; W/Standard Rotation	42321HD	W/O Turbo; W/Standard Rotation	42102HD
W/Turbo; W/Reverse Rotation	42322HD	W/O Turbo; W/Reverse Rotation	42344HD
W/O Turbo; W/Standard Rotation	42102HD	777; 777 Power Flow	
W/O Turbo; W/Reverse Rotation	42344HD	Detroit Diesel 6-71 Diesel	
Unit Crane & Shovel		W/Turbo; W/Standard Rotation	42321HD
H202C		W/Turbo; W/Reverse Rotation	42322HD
Detroit Diesel 4-71N Diesel		W/O Turbo; W/Standard Rotation	42102HD
W/Turbo; W/Standard Rotation	42321HD	W/O Turbo; W/Reverse Rotation	42344HD
W/Turbo; W/Reverse Rotation	42322HD	777B	
W/O Turbo; W/Standard Rotation	42102HD	Detroit Diesel 6-71N Diesel	
W/O Turbo; W/Reverse Rotation	42344HD	W/Turbo; W/Standard Rotation	42321HD
VME		W/Turbo; W/Reverse Rotation	42322HD
L20		W/O Turbo; W/Standard Rotation	42102HD
Detroit Diesel 4-71 Diesel		W/O Turbo; W/Reverse Rotation	42344HD
W/Turbo; W/Standard Rotation	42321HD	Warner & Swasey	
W/Turbo; W/Reverse Rotation	42322HD	300 Hydro-Cruiser; 300 Hydro-Scopic	
W/O Turbo; W/Standard Rotation	42102HD	Detroit Diesel 3-53N Diesel	
W/O Turbo; W/Reverse Rotation	42344HD	W/Clockwise Eng. Rotation	43310HD
L30		W/Counterclockwise Eng. Rotation	43309HD
Detroit Diesel 6V-53 Diesel		G660	
W/Clockwise Eng. Rotation	43310HD	Detroit Diesel 4-53 Diesel	
W/Counterclockwise Eng. Rotation	43309HD	W/Clockwise Eng. Rotation	43310HD
		W/Counterclockwise Eng. Rotation	43309HD

Application	Part No.
Warner & Swasey - Continued	
H550	
Detroit Diesel 4-71N Diesel	
W/Turbo; W/Standard Rotation	42321HD
W/Turbo; W/Reverse Rotation	42322HD
W/O Turbo; W/Standard Rotation	42102HD
W/O Turbo; W/Reverse Rotation	42344HD
HT4418	
Detroit Diesel 4-53 Diesel	
W/Clockwise Eng. Rotation	43310HD
W/Counterclockwise Eng. Rotation	43309HD

Application	Part No.	Application	Part No.
Caterpillar		Hyster - Continued	
V100; V120; V140; V160; V160B; V160E; V180; V180B; V180E; V200; V200B; V200ES; V225B; V250B; V300; V300B; V330B		P165A; P180A	
Caterpillar 3208 Diesel		Perkins 6-Cyl. 354 Diesel	
W/Non-Threaded Pulley	43233HD	W/Low Position Pump	44069HD
W/Threaded Pulley	43059HD	W/6-Bolt Pulley	43244
W/O Pulley	42351HD		
Clark		P200B	
GCS20; GPS30		Detroit Diesel 4-53 Diesel	
Mitsubishi 4G54	42153	W/Clockwise Eng. Rotation	43310HD
		W/Counterclockwise Eng. Rotation	43309HD
Gerlinger		Komatsu	
B15; B16; B17; B18; B19; B20; B21; B22; B23; B24		FG15; FG18; FG20; FG25	
Detroit Diesel 2-53 Diesel; Detroit Diesel 3-53 Diesel; Detroit Diesel 4-53 Diesel		Nissan H20141DA Diesel	42324
W/Clockwise Eng. Rotation	43310HD		
W/Counterclockwise Eng. Rotation	43309HD	Nissan	
Hyster		QF01; QF02	
H50H		Nissan SD22 Diesel	43299
Detroit Diesel 4-53 Diesel		Ottawa	
W/Clockwise Eng. Rotation	43310HD	1-Step-30; Commando 30; Commando 30A; Commando 50	
W/Counterclockwise Eng. Rotation	43309HD	Cummins V-8 210 Diesel	44093HD
Perkins 6-Cyl. 354 Diesel			
W/Low Position Pump	44069HD	YT30	
W/6-Bolt Pulley	43244	Cummins B Series 5.9 L Diesel	41177
H1150E; H1165E; H1180E; H200E; H200ES; H225E; H225ES; H250A; H250E		YT50	
Perkins 6-Cyl. 354 Diesel		Caterpillar 3208 Diesel	
W/Low Position Pump	44069HD	W/Non-Threaded Pulley	43233HD
W/6-Bolt Pulley	43244	W/Threaded Pulley	43059HD
H275H		W/O Pulley	42351HD
Detroit Diesel 4-53 Diesel		Cummins B Series 5.9 L Diesel	41177
W/Clockwise Eng. Rotation	43310HD	Detroit Diesel V-8 8.2 L Diesel	
W/Counterclockwise Eng. Rotation	43309HD	W/Heater Outlet	46001HD
Perkins 6-Cyl. 354 Diesel		YT60T	
W/Low Position Pump	44069HD	Cummins B Series 5.9 L Diesel	41177
W/6-Bolt Pulley	43244	Pettibone	
H300		8-33	
Perkins 6-Cyl. 354 Diesel		Detroit Diesel 4-53 Diesel	
W/Low Position Pump	44069HD	W/Clockwise Eng. Rotation	43310HD
W/6-Bolt Pulley	43244	W/Counterclockwise Eng. Rotation	43309HD
H300A		Cary-Lift 204D	
Detroit Diesel 4-53 Diesel		Detroit Diesel 6V-53 Diesel	
W/Clockwise Eng. Rotation	43310HD	W/Clockwise Eng. Rotation	43310HD
W/Counterclockwise Eng. Rotation	43309HD	W/Counterclockwise Eng. Rotation	43309HD
Perkins 6-Cyl. 354		Cary-Lift Super 10; Cary-Lift Super 15	
W/Low Position Pump	44069HD	Detroit Diesel 3-71 Diesel	
W/6-Bolt Pulley	43244	W/Turbo; W/Standard Rotation	42321HD
H330; H350B; P125A; P150A		W/Turbo; W/Reverse Rotation	42322HD
Perkins 6-Cyl. 354 Diesel		W/O Turbo; W/Standard Rotation	42102HD
W/Low Position Pump	44069HD	W/O Turbo; W/Reverse Rotation	42344HD
W/6-Bolt Pulley	43244	Cary-Lift Super 20; Cary-Lift Super 30	
P150B		Detroit Diesel 4-71 Diesel	
Detroit Diesel 4-53 Diesel		W/Turbo; W/Standard Rotation	42321HD
W/Clockwise Eng. Rotation	43310HD	W/Turbo; W/Reverse Rotation	42322HD
W/Counterclockwise Eng. Rotation	43309HD	W/O Turbo; W/Standard Rotation	42102HD
		W/O Turbo; W/Reverse Rotation	42344HD

Application	Part No.
Pettibone - Continued	
Cary-Lift Super 40; Cary-Lift Super 60	
Cummins NH220 Diesel	43229HD
Taylor	
Y20WO	
Detroit Diesel 4-53 Diesel	
W/Clockwise Eng. Rotation	43310HD
W/Counterclockwise Eng. Rotation	43309HD
TCI	
D4P60	
Detroit Diesel 4-53 Diesel	
W/Clockwise Eng. Rotation	43310HD
W/Counterclockwise Eng. Rotation	43309HD
TCM-Toyo	
FG15	
Nissan J15	42324
SG10N	
Nissan H20 Diesel	42324
Teco-Crab	
8000-42	
Detroit Diesel 3-53 Diesel	
W/Clockwise Eng. Rotation	43310HD
W/Counterclockwise Eng. Rotation	43309HD
Towmotor	
A15; A16; A18; A20; A22; A24; B15; B16; B18; B20; B22; B24; B25; V60C; V70C; V80C	
Detroit Diesel 4-53 Diesel	
W/Clockwise Eng. Rotation	43310HD
W/Counterclockwise Eng. Rotation	43309HD
Yale	
GP-AF; GP-RG	
Yale FE	*42127
GP-TG	
Yale F2	*42127

Lift & Industrial
Equipment

*Timing Belt Driven.

Application Guide - Tractor & Farm Equipment

Application	Part No.	Application	Part No.
AGCO		Ford - Continued	
8425		2310	
Detroit Diesel 6-Cyl. 12.7 L Diesel		Ford 3-Cyl. 158 Diesel	
1997; W/Weep Chamber	46002HD	1985-1982; W/1-Groove Pulley	43042HD
1997; W/O Weep Chamber	44066HD	3000	
Allis-Chalmers		Ford 3-Cyl. 158; Ford 3-Cyl. 175 Diesel	
170		1976-1965; W/1-Groove Pulley	
Perkins 4-Cyl. 236 Diesel		43042HD	
1973-1967; W/2.25" Hub Height	43246HD	3100	
175		Ford 3-Cyl. 158; Ford 3-Cyl. 175 Diesel	
Perkins 4-Cyl. 236 Diesel; Perkins 4-Cyl. 248 Diesel		1975-1966; W/1-Groove Pulley	
1980-1970; W/2.25" Hub Height	43246HD	43042HD	
HD5		3300	
GM 2-Cyl. 142 Diesel		Ford 3-Cyl. 175 Diesel	
1955-1946; W/Standard Rotation	42102HD	1975-1968; W/1-Groove Pulley	
1955-1946; W/Reverse Rotation	42344HD	43042HD	
HD7		3330	
GM 3-Cyl. 213 Diesel		Ford 3-Cyl. 158	
1950-1940; W/Standard Rotation	42102HD	1975-1968; W/1-Groove Pulley	
1950-1940; W/Reverse Rotation	42344HD	43042HD	
Euclid		4000	
C6-1; C6-2; C6-3; C6-4; C6-5		Ford 3-Cyl. 201; Ford 3-Cyl. 201 Diesel	
Detroit Diesel 6-71 Diesel		1975-1965; W/1-Groove Pulley	
1963-1959; W/Turbo; W/Standard Rotation	42321HD	43042HD	
1963-1959; W/Turbo; W/Reverse Rotation	42322HD	4100	
1963-1959; W/O Turbo; W/Standard Rotation	42102HD	Ford 3-Cyl. 183; Ford 3-Cyl. 183 Diesel	
1963-1959; W/O Turbo; W/Reverse Rotation	42344HD	1981-1976; W/1-Groove Pulley	
Farmhand		43042HD	
F600		4400	
Detroit Diesel 6-71 Diesel		Ford 3-Cyl. 192	
1991; W/Turbo; W/Standard Rotation	42321HD	1974-1968; W/1-Groove Pulley	
1991; W/Turbo; W/Reverse Rotation	42322HD	43042HD	
1991; W/O Turbo; W/Standard Rotation	42102HD	5000	
1991; W/O Turbo; W/Reverse Rotation	42344HD	Ford 4-Cyl. 233; Ford 4-Cyl. 233 Diesel	
Field Queen		1967-1962; W/1-Groove Pulley	
1412; FQ; FQS		43042HD	
Caterpillar 3208 Diesel		Ford 4-Cyl. 256; Ford 4-Cyl. 256 Diesel	
1975-1973; W/Non-Threaded Pulley	43233HD	1975-1968; W/1-Groove Pulley	
1975-1973; W/Threaded Pulley	43059HD	43042HD	
1975-1973; W/O Pulley	42351HD	5100	
FQSD		Ford 4-Cyl. 256	
Detroit Diesel 6-71 Diesel		1976-1965; W/1-Groove Pulley	
1975-1973; W/Turbo; W/Standard Rotation	42321HD	43042HD	
1975-1973; W/Turbo; W/Reverse Rotation	42322HD	6600	
1975-1973; W/O Turbo; W/Standard Rotation	42102HD	Ford 4-Cyl. 256; Ford 4-Cyl. 256 Diesel	
1975-1973; W/O Turbo; W/Reverse Rotation	42344HD	1981-1975; W/1-Groove Pulley	
Ford		43042HD	
2000		7000	
Ford 3-Cyl. 158 Diesel		Ford 4-Cyl. 256 Diesel	
1975-1962; W/1-Groove Pulley	43042HD	1975-1971; W/1-Groove Pulley	
2100		43042HD	
Ford 3-Cyl. 158; Ford 3-Cyl. 158 Diesel		7100; 7200	
1975-1967; W/1-Groove Pulley	43042HD	Ford 4-Cyl. 256 Diesel	
		1975-1973; W/1-Groove Pulley	
		43042HD	
		7400 FC1	
		Ford 4-Cyl. 256 Diesel	
		1976-1975; W/1-Groove Pulley	
		43042HD	
		7700	
		Ford 4-Cyl. 255 Diesel; Ford 4-Cyl. 268 Diesel	
		1983-1976; W/1-Groove Pulley	
		43042HD	

Application Guide - Tractor & Farm Equipment

Application	Part No.	Application	Part No.
Ford-New Holland		International Harvester - Continued	
3230		1486	
Ford 3-Cyl. 192 Diesel 1994-1990; W/1-Groove Pulley	43042HD	IH 6-Cyl. 436 Diesel 1981-1976	44101HD
5610		1566	
Ford 4-Cyl. 256 Diesel 1993-1982; W/1-Groove Pulley	43042HD	IH 6-Cyl. 436 Diesel 1976-1973	44101HD
6530		1568	
Fiat 4-Cyl. 238 Diesel 1997-1992; W/1-Groove Pulley	43042HD	IH V-8 550 Diesel 1976-1973	44101HD
6610		3388	
Ford 4-Cyl. 268 Diesel 1993-1981; W/1-Groove Pulley	43042HD	IH 6-Cyl. 436 Diesel 1981-1978	44101HD
Fox River		4166	
FA		IH 6-Cyl. 436 Diesel 1976-1972	44101HD
Detroit Diesel 4-53 Diesel 1968-1959; W/Clockwise Eng. Rotation	43310HD	5088; 6388	
1968-1959; W/Counterclockwise Eng. Rotation	43309HD	IH 6-Cyl. 436 Diesel 1985-1981	44101HD
Max I		John Deere	
Detroit Diesel 6V-53 Diesel 1973-1972; W/Clockwise Eng. Rotation	43310HD	6950	
1973-1972; W/Counterclockwise Eng. Rotation	43309HD	Cummins N14 Diesel 2004	44052HD
Super D		Massey Ferguson	
Detroit Diesel 4-53 Diesel 1973-1972; W/Clockwise Eng. Rotation	43310HD	135	
1973-1972; W/Counterclockwise Eng. Rotation	43309HD	Perkins 3-Cyl. 152 Diesel 1975-1964	43232HD
Gleaner		150	
100SP		Perkins 3-Cyl. 153 Diesel 1975-1964	43232HD
West Allis 4-Cyl. 226 1957-1952	42310	165	
International Harvester		Perkins 4-Cyl. 212 1975-1964; W/2.25" Hub Height	43246HD
186 Hydro		174S	
IH 6-Cyl. 436 Diesel 1981-1976	44101HD	Perkins 4-Cyl. 236 Diesel 1989-1986; W/2.25" Hub Height	43246HD
303		175	
IH BD220 1968-1965	42317	Perkins 4-Cyl. 236 Diesel 1975-1964; W/2.25" Hub Height	43246HD
402		184-4	
IH D282 Diesel 1971-1966	42317	Perkins 4-Cyl. 236 Diesel 1981-1976; W/2.25" Hub Height	43246HD
915		194F	
IH 6-Cyl. 414 Diesel 1981-1969	44101HD	Perkins 4-Cyl. 248 Diesel 1989-1986; W/2.25" Hub Height	43246HD
1066; 1066 Farmall		265	
IH 6-Cyl. 414 Diesel 1976-1971	44101HD	Perkins 4-Cyl. 236 Diesel 1983-1975; W/2.25" Hub Height	43246HD
1086		274	
IH 6-Cyl. 414 Diesel 1981-1976	44101HD	Perkins 4-Cyl. 236 Diesel 1987-1982; W/2.25" Hub Height	43246HD
1460		275	
IH 6-Cyl. 436 Diesel 1986-1977	44101HD	Perkins 4-Cyl. 248 Diesel 1983-1975	42311HD
1466; 1466 Farmall			
IH 6-Cyl. 436 Diesel 1976-1971	44101HD		

Application Guide - Tractor & Farm Equipment

Application	Part No.	Application	Part No.
Massey Ferguson - Continued		New Holland - Continued	
283 Special		TR95	
Perkins 4-Cyl. 248 Diesel 1998-1985	42311HD	Caterpillar 3208 Diesel 1985-1979; W/Non-Threaded Pulley	43233HD
290		1985-1979; W/Threaded Pulley	43059HD
Perkins 4-Cyl. 248 Diesel 1986-1983	42311HD	1985-1979; W/O Pulley	42351HD
294		Oliver	
Perkins 4-Cyl. 248 Diesel 1989-1982	42311HD	2255	
383		Caterpillar 3208 Diesel 1976-1972; W/Non-Threaded Pulley	43233HD
Perkins 4-Cyl. 248 Diesel 1998-1986	42311HD	1976-1972; W/Threaded Pulley	43059HD
390		1976-1972; W/O Pulley	42351HD
Perkins 4-Cyl. 248 Diesel 1998-1987	42311HD	Steiger	
394		Bearcat I	
Perkins 4-Cyl. 248 Diesel 1999-1989	42311HD	Caterpillar 3208 Diesel 1974-1970; W/Non-Threaded Pulley	43233HD
410SP		1974-1970; W/Threaded Pulley	43059HD
Chevrolet 6-Cyl. 292 1972-1964; W/O 13/16" Dia. Bearings	43283	1974-1970; W/O Pulley	42351HD
510SP		Bearcat II	
Chevrolet V-8 350 1978-1975	43106	Caterpillar 3208 Diesel 1975-1974; W/Non-Threaded Pulley	43233HD
690		1975-1974; W/Threaded Pulley	43059HD
Perkins 4-Cyl. 248 Diesel 1986-1983	42311HD	1975-1974; W/O Pulley	42351HD
2135 Turf; 2135 Utility		Wildcat III RC210	
Perkins 3-Cyl. 153 Diesel 1968-1964	43232HD	Caterpillar 3208 Diesel 1977-1976; W/Non-Threaded Pulley	43233HD
3060		1977-1976; W/Threaded Pulley	43059HD
Perkins 4-Cyl. 248 Diesel 1993-1987	42311HD	1977-1976; W/O Pulley	42351HD
4235		Wildcat III ST210	
Perkins 4-Cyl. 248 Diesel 2001-1997	42311HD	Caterpillar 3208 Diesel 1980-1976; W/Non-Threaded Pulley	43233HD
MF300		1980-1976; W/Threaded Pulley	43059HD
Perkins 4-Cyl. 248 Diesel 1977-1969	42311HD	1980-1976; W/O Pulley	42351HD
New Holland		White	
1880		2-180	
Caterpillar 3208 Diesel 1975-1968; W/Non-Threaded Pulley	43233HD	Caterpillar 3208 Diesel 1982-1977; W/Non-Threaded Pulley	43233HD
1975-1968; W/Threaded Pulley	43059HD	1982-1977; W/Threaded Pulley	43059HD
1975-1968; W/O Pulley	42351HD	1982-1977; W/O Pulley	42351HD
1890		4-150	
Caterpillar 3208 Diesel 1978-1976; W/Non-Threaded Pulley	43233HD	Caterpillar 3208 Diesel 1978-1974; W/Non-Threaded Pulley	43233HD
1978-1976; W/Threaded Pulley	43059HD	1978-1974; W/Threaded Pulley	43059HD
1978-1976; W/O Pulley	42351HD	1978-1974; W/O Pulley	42351HD
TR75; TR85		4-180	
Caterpillar 3208 Diesel 1985-1980; W/Non-Threaded Pulley	43233HD	Caterpillar 3208 Diesel 1978-1975; W/Non-Threaded Pulley	43233HD
1985-1980; W/Threaded Pulley	43059HD	1978-1975; W/Threaded Pulley	43059HD
1985-1980; W/O Pulley	42351HD	1978-1975; W/O Pulley	42351HD
		4-210	
		Caterpillar 3208 Diesel 1982-1978; W/Non-Threaded Pulley	43233HD
		1982-1978; W/Threaded Pulley	43059HD
		1982-1978; W/O Pulley	42351HD
		4-225	
		Caterpillar 3208 Diesel 1987-1983; W/Non-Threaded Pulley	43233HD
		1987-1983; W/Threaded Pulley	43059HD
		1987-1983; W/O Pulley	42351HD

Tractor & Farm
Equipment

Application Guide - Marine Engines

Application	Part No.	Application	Part No.
Caterpillar		Gray Marine	
3208; 3208TA		64-HN9	
Caterpillar 3208 Diesel		Detroit Diesel 6-71 Diesel	
W/Non-Threaded Pulley	43233HD	W/Turbo; W/Standard Rotation	42321HD
W/Threaded Pulley	43059HD	W/Turbo; W/Reverse Rotation	42322HD
W/O Pulley	42351HD	W/O Turbo; W/Standard Rotation	42102HD
		W/O Turbo; W/Reverse Rotation	42344HD
Chris-Craft		Mercury	
305GLV; 305K		5.0 L; 5.0 LX	
Chris-Craft V-8 305	43130	Mercury V-8 305	
		W/Steel Timing Cover	43130
Chrysler		5.7 L; 5.7 LX	
155		Mercury V-8 350	
Chrysler V-8 273	43039	W/Steel Timing Cover	43130
		7.4 L; 7.4 LX	
175 Super Bee II; 200 Super Bee II; 225 Super Bee II		Mercury V-8 454	44034
Chrysler V-8 273; Chrysler V-8 318	43039		
		110; 120; 140	
240		Mercury 4-Cyl.	42106
Chrysler V-8 318	43039		
		165	
250		Mercury 4-Cyl.; Mercury 6-Cyl.	42106
Chrysler V-8 318; Chrysler V-8 360	43039		
		215	
250SP; 300 Marine; 300SP; M80; M80A		Mercury V-8 305	
Chrysler V-8 318	43039	W/Steel Timing Cover	43130
		225; 225S	
M273		Mercury V-8 302	43083
Chrysler V-8 273	43039		
		Mercury V-8 305; Mercury V-8 327	
M318A; M318B; M318C		W/Steel Timing Cover	43130
Chrysler V-8 318	43039	228; 228TR; 230	
		Mercury V-8 305	
		W/Steel Timing Cover	43130
Commander		250	
260; 300		Mercury V-8 327; Mercury V-8 350	
Commander V-8 302; Commander V-8 351	43083	W/Steel Timing Cover	43130
		255	
302; 351		Mercury V-8 302	43083
Commander V-8 351	43083		
		270	
Detroit Diesel		Mercury V-8 327; Mercury V-8 350	
6V53TI		W/Steel Timing Cover	43130
Detroit Diesel 6V-53 Diesel		320 E.F.I.	
W/Clockwise Eng. Rotation	43310HD	Mercury V-8 350	
W/Counterclockwise Eng. Rotation	43309HD	W/Steel Timing Cover	43130
		330; 330 Bravo; 330 Magnum	
8.2 L		Mercury V-8 454	44034
Detroit Diesel V-8 8.2 L Diesel			
W/Heater Outlet	46001HD	350; 350 5.7 L Competition Ski Eng.; 350 Magnum	
		Mercury V-8 350	
53 Series		W/Steel Timing Cover	43130
Detroit Diesel Series 53 Diesel		454 Magnum; 525 H.P.; 525 SC; 525 SC Bravo One	
W/Clockwise Eng. Rotation	43310HD	Mercury V-8 454	44034
W/Counterclockwise Eng. Rotation	43309HD		
Ford			
C4PA			
Ford V-8 330	44004		

Application	Part No.
Mer cruiser - Continued	
888 Series	
Mer cruiser V-8 302	43083
Black Hawk	
Mer cruiser V-8 454	44034
Black Scorpion	
Mer cruiser V-8 350 W/Steel Timing Cover	43130
HP425	
Mer cruiser V-8 454	44034
PCM	
302	
PCM V-8 302	43083
Sea Maxx 5.8 HO EFI	
PCM V-8 351	43083

Manufacturers' Part Numbers

Manufacturer No.	Gates No.	Manufacturer No.	Gates No.	Manufacturer No.	Gates No.
0018351364	41520E	050121010A	42299	06H121026CQ	41086
021121004	41155	054121004	41154		or 41086BH
021121004A	41155	054121004A	41154	06H121026DC	41086
021121004X	41155	054121019A	41156		or 41086BH
021121019A	41155	055121011A	42258	06H121026DD	41086
021121019B	41155	055121019	42258		or 41086BH
022121011	41186	056121005A	42258	06H121026N	41086
022121011A	41077	056121013A	42258		or 41086BH
022121011X	41186	056121019A	42258	06J121026B	41086
023121019A	41151	060121011	42259		or 41086BH
025121010C	41153	06194RNA305	41196	06J121026F	41086
025121010CX	41153	068121005	42258		or 41086BH
025121019A	41153	068121005A	42261	06J121026G	41086
026121005A	42261	068121005B	42258		or 41086BH
026121005C	42261	068121005C	42258	06J121026J	41086
026121005E	42261	068121010	42258		or 41086BH
026121005G	42261	068121010A	42261	06J121026L	41086
026121005H	42261	069121005D	41151		or 41086BH
026121005K	42299	069121019C	41151	06J121026M	41086
026121005L	42299	06A121011G	41127		or 41086BH
026121010	42261		or 41127M	06J121026N	41086
026121010A	42258	06A121011HX	41127		or 41086BH
026121010C	42261		or 41127M	06J121026R	41086
026121010CX	42261	06A121011L	41127		or 41086BH
026121010E	42261		or 41127M	074121004	41156
026121019	42261	06A121011LX	41127	077121004F	42298
026121019A	42261		or 41127M	077121004FX	42298
026121019C	42299	06A121011T	41127	077121004H	42298
026121019D	42299		or 41127M	077121004HX	42298
034121004	41152	06A121011TX	41127	077121004M	42348
034121004X	41152		or 41127M	077121004NX	42348
034121005D	41152	06A121012	41127	077121004P	42348
035121004A	42341		or 41127M	077121004PX	42348
035121004AX	42341	06A121012E	41127	077121019D	42298
035121005E	42341		or 41127M	078121004B	42161
037121005B	42261	06A121012G	41127	078121004C	42161
037121005C	42261		or 41127M	078121004CX	42161
037121010A	42261	06A121012GX	41127M	078121004H	43216
037121010AX	42261	06A121012X	41127	078121004J	43216
037121010B	42261		or 41127M	078121004JX	43216
037121010C	43550	06A121018B	41127	078121004L	43216
037121010CX	43550		or 41127M	078121004Q	43216
037121013A	42261	06A121031C	41127	078121006	43216
037121019B	42261		or 41127M	078121006A	42345
038115010A	43154	06C121004H	43217	078121006AX	42345
038115010B	43154	06C121004HX	43217	078121006X	43216
038121011A	41114	06E121005D	41194	078121018B	43216
	or 41114M	06E121005F	41194	078121019	42161
038121011C	41096	06E121005G	41194	078121019A	42161
	or 41096M	06E121005N	41194	078121019B	43216
038121011CX	41096	06E121008N	41194	078121019F	43216
	or 41096M	06E121008P	41194	078121601	41530E
038121011G	41096	06E121018A	41194	078121601B	41530E
	or 41096M	06E121018B	41194	078965561	41511E
038121011GX	41096	06F121011	41190	07K121011B	41191
	or 41096M	06F121011B	41190	07K121011BX	41191
038121011J	41096	06F121011X	41190	0FE1H15010H	42129
	or 41096M		or 41190M	0FE3N15010E	43140
038121011JX	41096	06H121026AB	41086	0FE3N15010G	43140
	or 41096M		or 41086BH	OK24715010B	42302
038121019A	41114	06H121026AF	41086	OK24715010C	42302
	or 41114M		or 41086BH	OK24A15010	42134
038199151	43154	06H121026AG	41086	OK30E15010	43507
03L121011B	41096		or 41086BH	OK93015010A	42128
	or 41096M	06H121026B	41086	OR1013	43554HD
03L121011BX	41096		or 41086BH	1000403738	42083
	or 41096M	06H121026BA	41086	10004073	42083
03L121011G	41096		or 41086BH	10008553	43102
	or 41096M	06H121026BE	41086	10013800	42083
03L121011GX	41096		or 41086BH	10032022	42092
	or 41096M	06H121026BF	41086	10039414	42091
045121011F	41180		or 41086BH	10039415	42091
045121011FX	41180	06H121026BP	41086	100394167	42091
045121011H	41180		or 41086BH	10039422	42091
04626054AF	42005	06H121026CC	41086	10042949	42083
04626215AF	42004		or 41086BH	10042972	42083
04663296AB	41070	06H121026CF	41086	10044305	42094
04882837AB	41004		or 41086BH	10044972	43092
05003085AA	41005	06H121026CP	41086	10046305	42089
05010897AA	41002		or 41086BH	10048775	44030
050121010	42299			10048785	42082

Manufacturers' Part Numbers

Manufacturer No.	Gates No.	Manufacturer No.	Gates No.	Manufacturer No.	Gates No.
10048917	43099	1038301-M91	43283	11511740241	41057
	or 43099P	1039163-M91	43025	11511742498	43278
10048919	43098	10406MBF1	42194	11511742647	43262
	or 42094P	10410MBF4	43164	11511744243	41057
10048921	43104	10410MBF8	43163	11512241641	41117
	or 43104P	10410MBF9	43171	11512242675	41117
10048948	43114	1042000801	42194	11517503884	41057
10048949	41020	1042002801	43163	11517509985	41057
10048950	43116	1042003001	43171	11517513062	43535
10048951	43113	1042003101	42194	11517520123	43534
10048968	41019	1042003201	43164	11517524552	42314
10049026	43101	1042004601	43267	11517527799	43536
10049043	42094	1042004901	43266		or 43536M
10054510	43092	10421MBF1	42194	11517527910	41057
10065240	41015	10438993	41527E	11517531860	42027
1006944	44060HD	105181	43106	11517546994	41526E
10077051	43091		or 43106P	11517550484	41066
10077059	43114	1058743	41013	115175563183	41526E
10081980	44030	1064750	42554	11517563659	41504E
10089654	41019	1064925	43068	11517586779	42027
10089659	43095	1072A734	43233HD	11517586781	42314
10105139	43115	1099319	42562	11517586924	41526E
10105828	43114	10R0482	45009HD	11517586925	41526E
10106474	44030	10R0483	44054HD	11517588885	41504E
10108451	43114	10R0484	44051HD	11517632426	41504E
10108453	43099	10R2776	44062HD	11517648827	41066
	or 43099P	10R482	45009HD	11517838159	42354
10108455	43130	10R8660	44062HD	11518604888	41066
10108457	43118	11.5858	42342HD	11519056401	42017
10110496	42094	1102000120	41160	11519070752	42012
10112691	42090	1102000220	41161	11519070755	42013
10112692	42089	1102000920	41160	11519070757	41035
10114105	44030	110200172088	41160	11519070759	42018
10117819	44034	1102002020	41161	11519070761	42016
10120938	42085	1102010010	41161	11519070765	41117
10120943	43116	1102010101	41160	11519071562	42014
10120944	43113	1112002301	43165	11520	41160
10120945	43092	1112004001	43166	1152001220	41063
10124623	42094	1112004201	42110	1152001620	41063
10124624	42094	1122000401	44081	115200182088	41160
10126714	44030	1122000501	44082	115201	41063
10126715	44027	1122001101	44081	1162001401	43297
	or 44027P	1122001201	44082	1162001601	43297
10126716	44030	1122001301	44081	116200170188	43297
10132880	43113	1122001401	44081	1172000001	43159
10135833	44040	1122001501	44082	1172000201	43159
10140667	45001	11510007041	43277	1172000301	43159
10148030	43114	11510007042	43278	1172000801	43159
10159526	42083	11510393336	43518	1172002901	43303
10159599	44040	11510393338	41036	1172003301	43303
10166843	44030	11510393340	43262	117200380188	43159
10174846	43115	11511256600	42017	1172010701	43303
10174858	41020	11511258933	42012	1192000401	43168
10174860	43092	11511284247	41117	1192000901	43168
10174979	41021	11511286355	42013	1192001501	43168
10181235	42094	11511312539	42016	1192002101	43298
10181327	42094	11511315292	42023	1201C4	49013
10181369	42091	11511315563	42023	1202.82	43184
10181386	43130	11511433712	41057	1208402	43554HD
10191700	45001	11511433828	41057	1212000320	41063
1022000520	43161	11511705236	41035	1212000920	41160
1022000620	43161	11511706588	42014	1212001020	41160
1022000920	43161	11511707192	42016	1212001120	41063
102200500188	43161	11511707193	42016	1212010107	41063
1022115-M91	43025	11511707414	41035	12180964	43293
10238199	43315	11511707415	41035	12300305	43102
10239936	42090	11511710492	42021	12307869	43099
1025465-M91	43106	11511711492	42014		or 43099P
	or 43106P	11511713266	43518	12309445	43102
1031573-M91	43283	11511719836	42018	12309978	43103
1032002601	43302	11511720883	42016	12321622	43109
1032003701	43302	11511720892	42016	12326453	42095
1032473-M91	43106	11511721477	42013	12334884	43112
	or 43106P	11511721872	41036	1233530	43109
1035638-M91	42082	11511722536	41057	12336298	42095
1035836-M91	43106	11511729359	43277	12337519	43100
	or 43106P	11511729741	42021	12338842	42095
1035854-M91	43283	11511730414	41057	1235959	43111
1038050-M91	42082	11511731680	43278	12360447	42091
1038300-M91	43106	11511734595	41036	12360448	42084
	or 43106P	11511734602	41036	12363169	41019

Mfr. Part Numbers

Manufacturers' Part Numbers

Manufacturer No.	Gates No.	Manufacturer No.	Gates No.	Manufacturer No.	Gates No.
12365639.....	41026	12523505.....	42089	1260709.....	43094
12365640.....	41027	12524131.....	43099	12618472.....	43530
12369484.....	44033		or 43099P	12620226.....	41122
12369487.....	43114	12525122.....	44027	12624936.....	43529
12369537.....	45002		or 44027P	12630084.....	43529
12371989.....	41020	12525123.....	44030	12637105.....	43274BH
12395558.....	41018	12525125.....	45001	12637479.....	43530
12397649.....	41018	12527717.....	44030	12645176.....	43530
1241336.....	43094	12527739.....	44036	12653567.....	43071BH
1241680.....	42246	12527740.....	44038	12657499.....	43530
1242235.....	43109	12527741.....	44037	1272000220.....	41063
1242913.....	43094	12527759.....	44030	1280846.....	42014
1242914.....	43109	12527761.....	44027	1284229226.....	41117
1245288.....	43109		or 44027P	12865419.....	42013
12455105.....	44043	12527762.....	44034	1300A011.....	43509
12456112.....	45002	12528917.....	43315	1300A012.....	43555
12456113.....	45005	12529076.....	44033	1300A055.....	42174
12456231.....	44056	12529192.....	45001	1300A065.....	42577
12456326.....	44030	12529211.....	44100	1300A066.....	42585
12456328.....	42569	12529304.....	43114	1300A082.....	42144
12458115.....	44043	12529305.....	43099	1300A083.....	42144
12458920.....	42094		or 43099P	13122212.....	42023
12458921.....	42094	12529308.....	44027	132423.....	43229HD
12458923.....	43115		or 44027P	13263421.....	42309
12458925.....	43104		or 44027P	1326343.....	42309
	or 43104P	12529508.....	43130	1334035.....	42246
12458927.....	43130	12529993.....	41026	1334038.....	42246
12458929.....	43118	12530176.....	44042	1334115.....	49016
12458934.....	45002	12532528.....	43315	1334142.....	41017
12458935.....	45005	12532529.....	43114	1354926.....	45009HD
12462265.....	41019	12532531.....	43114	1361811.....	42127
1247079.....	43094	12533193.....	45002	1363989.....	43110
1247080.....	43109	12533503.....	42106	1372812.....	43121
12482000.....	42091	12534417.....	44100	1374877.....	43110
12482690.....	43116	12534418.....	44099	1378440.....	43121
12482692.....	43117	12534472.....	44042	1380400.....	43110
12482694.....	43113	12534772.....	44042	1389590.....	42563
12482696.....	43092	12536421.....	42095	1394316.....	43121
12482714.....	41028	12536422.....	42095	1394877.....	43109
12482903.....	42097	12537417.....	42095	1394926.....	43111
12482919.....	42095	12537495.....	42095	1396317.....	43110
12484890.....	44027	12537829.....	42097	1396346.....	43110
	or 44027P	12537892.....	42095	1396715.....	43110
12487361.....	41026	12550642.....	43114	1396758.....	42563
12491038.....	42094	12551306.....	43099	1396876.....	43110
	or 42094P		or 43099P	1396879.....	43121
12507232 (General Motors).....	42083	12551474.....	45001	1396880.....	43121
12507232 (Chrysler).....	42096	12553204.....	43130	14002440.....	45003
12507784.....	42092	12553337.....	41026	14018745.....	41015
12508606.....	41022	12553486.....	44042	14018746.....	41015
12509653.....	44035	12553760.....	44043	14023723.....	43091
12511062.....	41016	12553848.....	44034	14024206.....	44099
12512740.....	45001	12554338.....	41027	14024302.....	43092
12512741.....	45001	12555595.....	43099	14029860.....	43092
12514269.....	44099		or 43099P	14029998.....	43091
12514574.....	44100	12555711.....	44056	14030059.....	43092
12517379.....	41016	12555752.....	44056	14033069.....	43095
12517940.....	44030	12556231.....	44056	14033195.....	43095
12518277.....	44037	12556440AA.....	45002	14033234.....	43092
12518278.....	44036	12556449.....	45005	14033274.....	42088
12518295.....	41020	12557071.....	44042	14033483.....	43092
12518443.....	41019	12557082.....	44042	14047008.....	43094
12520263.....	45001	125577.....	42310	14050546.....	44099
12520914.....	43117	12557710.....	45002	14054539.....	43095
12521037.....	44030	12558753.....	43114	14054555.....	43092
12521038.....	44027	12558862.....	44045	14058915.....	43129
	or 44027P	12558863.....	44089	14061698.....	44099
12522016.....	43101	12558870.....	44089	14063641.....	42088
12522031.....	43114	12560380.....	45005	14069586.....	43098
12522032.....	43114	12562458.....	45005		or 42094P
12522033.....	43099	12563631.....	42022	14071866.....	43091
	or 43099P	12566029.....	43530	14077896.....	41021
12522034.....	43115	1256613.....	42017	14079351.....	43091
12522035.....	43098	12571857.....	41151	14082745.....	44099
	or 42094P	1257703.....	43094	14085847.....	43099
12522036.....	43118	12581517.....	41184		or 43099P
12522037.....	43104	12582431.....	41122	14085852.....	44027
	or 43104P	12583033.....	42583		or 44027P
12523498.....	44037	12585226.....	42296	14087581.....	44088
12523499.....	44036	12591894.....	43529	14089011.....	41021
12523502.....	44038	12595614.....	42022	14089018.....	41015
12523504.....	42085	12600767.....	45010		

Mfr. Part Numbers

Manufacturers' Part Numbers

Manufacturer No.	Gates No.	Manufacturer No.	Gates No.	Manufacturer No.	Gates No.
14090029.....	41019	1610039346.....	42339	1610079036.....	41147
14092225.....	41020	1610039405.....	43528	1610079045.....	42331
14092941.....	43116	1610039406.....	43528	1610079075.....	42240
14092952.....	43113	1610039435.....	44050	161007907577.....	42240
14094538.....	43098	1610039436.....	44050	161007907584.....	42240
	or 42094P	1610039455.....	43538	1610079095.....	42240
14100845.....	44030	1610039456.....	43538	1610079105.....	42330
14101304.....	43092	1610039465.....	41201	1610079165.....	43213
14102026.....	43114	1610039466.....	41033	1610079185.....	42240
14105921.....	43095	1610039495.....	42290	161007918583.....	42240BH
14105938.....	43104	1610039496.....	42290	1610079186.....	42240
	or 43104P	1610039505.....	42248	1610079245.....	43291
14109591.....	41052	1610039506.....	42248	1610079255.....	43291
1486579.....	44032	1610039515.....	42031	1610079445.....	43291
151203R1.....	42111HD	1610039545.....	43525	161007944583.....	43291
151203R1M.....	42113	1610039555.....	42262	16100-87182-000.....	41081
151203R2.....	42113	1610049385.....	42566	16100-87790-000.....	42045
15633465.....	44099	1610049506.....	42565	1610087730000.....	49005
15633466.....	44100	1610049595.....	41171	1610176030.....	43213
1565209.....	42098	1610049655.....	42230	1610287201000.....	49008
1602789.....	43103	161004965677.....	42230	1610340031.....	41168
1606326.....	42554	1610049666.....	41171	1611009010.....	42240
1610009040.....	42240	1610049755.....	41098	1611015020.....	42228
1610009041.....	42240	1610049756.....	41098	1611015080.....	41097
1610009080.....	41101	1610049775.....	41098	1611016010.....	42236
1610009170.....	41101	1610049776.....	41098	1611016020.....	42237
1610009200.....	44085	1610049805.....	41098	1611019025.....	41145
1610009201.....	44085	1610049835.....	42255	1611019026.....	41145
1610009310.....	41101	1610049837.....	43271	1611019046.....	41097
1610009440.....	43538	161004983783.....	42255	161101904777.....	41097
1610009441.....	43538	1610049847.....	43271	1611019065.....	41149
1610009470.....	43528	1610049875.....	42307	161101906584.....	41159
1610009471.....	43528	161004987683.....	42307BH	1611019075.....	41097
1610009490.....	42290	1610050020.....	44085	1611019076.....	41097
1610009491.....	42290	1610050021.....	44085	1611019085.....	41097
1610009515.....	42031	1610050022.....	44085	1611019086.....	41097
1610009525.....	42262	1610059125.....	41089	1611019095.....	41149
1610009560.....	41033	1610059126.....	41089	1611019105.....	41149
161000H010.....	41179	1610059127.....	41089	1611019106.....	41159
161000H040.....	41064	1610059129.....	41089	1611019107.....	41125
161000H050.....	41064	1610059137.....	41148	1611019135.....	42319
1610019015.....	42221	1610059139.....	41148	1611019145.....	42319
1610019016.....	42221	1610059155.....	49000	1611019146.....	42319
161001901777.....	42221	1610059255.....	49000	1611019175.....	42245
1610019026.....	41145	1610059275.....	44085	1611019176.....	42245
1610019027.....	41145	161005927583.....	44085	1611019185.....	42245
161001902877.....	41145	1610059276.....	44085	1611019205.....	42319
1610019036.....	42228	1610060080.....	43288	1611026021.....	42222
1610019065.....	42236	1610061011.....	43210	1611028010.....	42222
1610019066.....	41146	1610061012.....	43210	1611038020.....	42224
1610019085.....	41145	1610061041.....	43210	1611038021.....	42223
1610019095.....	42236	1610061081.....	42568	1611038022.....	42223
1610019105.....	41097	1610069075.....	42338	1611039035.....	42337
1610019115.....	42237	161006907677.....	42338	1611040032.....	41168
1610019205.....	41097	1610069156.....	43301	1611040052.....	41168
161001920584.....	42319	1610069206.....	42305	1611040070.....	41168
1610019226.....	41159	1610069215.....	42242	1611041032.....	41167
1610019255.....	42319	1610069225.....	42243	1611045100.....	41171
161001930583.....	42587	161006922583.....	42243	1611049045.....	41171
1610025010.....	42214	1610069255.....	43301	161104908677.....	41171
1610025012.....	42214	1610069305.....	42305	1611049115.....	42255
161002602284.....	42222	1610069325.....	42251	1611049116.....	42255
1610026023.....	42222	1610069335.....	42305	1611049156.....	42307
1610028020.....	42222	161006933583.....	42305	161106108177.....	43290
1610028040.....	41179	1610069345.....	42247	1611061180.....	43301
1610028041.....	41179	161006934583.....	42247	1611069035.....	42338
1610029085.....	42340	1610069385.....	42256	161106903677.....	42338
1610029095.....	41101	1610069395.....	42250	1611079015.....	42331
1610029145.....	41124	161006939583.....	42250	1611079025.....	42240
1610029146.....	41124	1610069396.....	42250	1611079026.....	42240
1610029155.....	42253	1610069397.....	42250	1611079055.....	42330
161002915583.....	42253	1610069398.....	42250	1611079095.....	42331
1610029156.....	42253	161006939883.....	42250	1611079105.....	42330
161002915683.....	42253	1610069405.....	42254	1611079115.....	42330
1610029175.....	41101	1610069407.....	42254	1612033010.....	41167
1610029415.....	41101	161006945583.....	42305	1612034010.....	41167
161002941583.....	41101	161006946583.....	42242	1612034110.....	41167
1610038020.....	42224	1610069475.....	42243	1612044110.....	41167
1610039315.....	42337	161006947583.....	42243	1612049045.....	41171
1610039316.....	42337	161006948583.....	42247	1612049055.....	41171
1610039345.....	42339	1610079035.....	41147	1615719.....	44051HD

Manufacturers' Part Numbers

Manufacturer No.	Gates No.	Manufacturer No.	Gates No.	Manufacturer No.	Gates No.
1616503.....	43103	1822823C1.....	45007	19200PG6415.....	41095
1618920.....	44028	1823669C91.....	43545HD	19200PH1000.....	41039
161A029015.....	41500E	1823669C92.....	43545HD	19200PH1010.....	41039
161A039015.....	41500E	1830606C93.....	42318HD	19200PH3000.....	41044
161A039025.....	41517E	1830606C94.....	42318HD	19200PH3505.....	41044
1629021011.....	41501E	1830606C95.....	42318HD	19200PH7003.....	42108
1635788.....	44033	1831676C91.....	43545HD	19200PIR003.....	41103
1635790.....	44033	1831676C92.....	43545HD	19200PK2000.....	41043
1643276.....	43068	1831676C93.....	43545HD	19200PLMA01.....	41115
1676030.....	43030	1841764C1.....	43325HD	19200PM3003.....	41040
1679124.....	43029	1841764C2.....	43325HD	19200PM3004.....	41040
1700594.....	42114HD	1842664C92.....	43325HD	19200PM3013.....	41040
1700594C91.....	42114HD	1842665C91.....	43325HD	19200PM3014.....	41040
1700594C92.....	42114HD	1842665C92.....	43325HD	19200PNA003.....	42312
1718350064.....	41522E	1842665C93.....	43325HD	19200POA003.....	41042
17198399.....	42018	1844420C3.....	43325HD	19200POBA01.....	41042
1721857.....	41036	1845002C91.....	42589HD	19200POGA01.....	42108
1734597.....	41036	1859250.....	42032	19200PR4003.....	41041
1737704.....	42032	1879526.....	42032	19200PR4013.....	41041
17400A60D01.....	49011	1881803.....	43029	19200PR7A01.....	43132
1740060811.....	42284	1889116C92.....	42355HD	19200PR7A02.....	43132
1740060812.....	42284	1889249C91.....	43545HD	19200PR7A03.....	43132
1740060813.....	42284	19168606.....	44027	19200PRBA01.....	42353
1740060814.....	42284		or 44027P	19200PT0003.....	41042
1740060815.....	42284	19168610.....	44042	19200PT0013.....	41042
1740061820.....	42281	19168611.....	44100	19200PV1A01.....	41103
1740066810.....	42285	19168613.....	44043	19200PV3003.....	41103
1740066811.....	42285	19168888.....	42349	19200PY3000.....	44047
1740070D00.....	49017	19179031.....	43539	19200PY3010.....	44047
1740073811.....	42561	19180610.....	45004WWT	19200PY3A00.....	44048
1740077810.....	41113	19185381.....	41179	19200PZA013.....	43521
1740077812.....	41113	19185491.....	41201	19200R1AA01.....	41099
1740077813.....	41113	19195104.....	45005	19200R40A01.....	42220
1740077814.....	41113	192005A2A01.....	42039	19200R5AA01.....	42213
1740077815.....	41113	19200689030.....	41031	19200R70A11.....	41184
1740077816.....	41113	19200689040.....	41031	19200RAAA01.....	43544
1740078892.....	42179BH	19200P01003.....	41040	19200RAD003.....	43544
1740078893.....	42179BH	19200P01004.....	41040	19200RB0003.....	42036
1740078J00.....	43530	19200P08003.....	41045	19200RBC013.....	42218
1740082811.....	41084	19200P08004.....	41045	19200RBJ003.....	42024
1740082820.....	42212	19200P0GA01.....	42108	19200RCAA01.....	41184
1740082822.....	42212	19200P10A02.....	41040	19200RDMA01.....	41184
1740082823.....	42212	19200P13000.....	41046	19200RDMA02.....	41184
1740082850.....	42212	19200P13003.....	41046	19200RDVJ01.....	41184
1740082851.....	42212	19200P14A00.....	41047	19200RFE003.....	43544
1740082Z10.....	41193	19200P14A01.....	41047	19200RMEA01.....	42260
1740083810.....	41084	19200P1R003.....	41103	19200RMX003.....	43521
1740083811.....	41084	19200P2AA01.....	41048	19200RNAA01.....	41196
1740085830.....	42285	19200P30003.....	41106	19200RNAA02.....	41196
1740085Z01.....	42408	19200P5A004.....	43133	19200RWCA01.....	41197
1740085Z02.....	42408	19200P5G004.....	44049	19201601.....	43114
1740086Z00.....	43323	19200P72003.....	41050	19207665.....	45013WT
1740086Z01.....	43323	19200P72013.....	44405	19208815.....	45010
1740178811.....	43530	19200P75003.....	41049	19209288.....	42097
174238.....	41142	19200P8AA01.....	42316	19210PCX003.....	43506
175218.....	41142	19200P8AA02.....	42316	19210PD2505.....	41037
1752422.....	43030	19200P8AA03.....	42316	19210PD6505.....	41037
1752677.....	43068	19200PA0000.....	41029	19210PE8305.....	41029
1767000.....	44060HD	19200PA0010.....	41029	19210PG6305.....	41095
1805951C91.....	44053HD	19200PA5000.....	41029	19210PH1305.....	41039
1805952C91.....	44053HD	19200PA5010.....	41029	19210PH1505.....	41039
1809374.....	44053HD	19200PA5700.....	41029	19210PH1515.....	41039
1809374C91.....	44053HD	19200PA6000.....	41031	19210PK2305.....	41043
1809374C93.....	44053HD	19200PA6010.....	41031	19256261.....	45005
1809374C94.....	44053HD	19200PA6020.....	41030	192710.....	41181
1812313C93.....	45007	19200PA6030.....	41030	1945421.....	43029
1815538.....	44059HD	19200PB2000.....	41031	1F0015010.....	42066
1815538C91.....	44059HD	19200PB2010.....	41031	1F1Z 8501 AA.....	43063
1817687C92.....	42318HD	19200PC1000.....	41030	1F1Z 8501 BA.....	41011
1817687C93.....	42318HD	19200PC1405.....	41030	1F2215010.....	43279
1817687C94.....	42318HD	19200PC6000.....	41037	1F8215010.....	43279
1817687C95.....	42318HD	19200PD2660.....	41037	1J0965561.....	41508E
1817687C96.....	42318HD	19200PD6000.....	41037	1J0965561A.....	41508E
1817687C97.....	42318HD	19200PE0010.....	41038	1K0965561G.....	41521E
1817687C98.....	42318HD	19200PE0415.....	41038	1K0965561J.....	41505E
1818182C3.....	45007	19200PE0515.....	41038	1L2E 8501 BB.....	41119
1818182C4.....	45007	19200PE0660.....	41038	1L2Z 8501 BA.....	43504
1818610.....	42032	19200PE0661.....	41038	1L2Z 8501 BB.....	41119
1821935C1.....	42318HD	19200PE8405.....	41029	1L3Z 8501 AB.....	41121
1821935C3.....	42318HD	19200PE8600.....	41029	1L3Z 8501 BA.....	41121
1821935C4.....	42318HD	19200PG6000.....	41095	1S7Z 8501 A.....	41120

Mfr. Part Numbers

Manufacturers' Part Numbers

Manufacturer No.	Gates No.	Manufacturer No.	Gates No.	Manufacturer No.	Gates No.
1S7Z 8501 AK	41120	2101053J04	41138	21110AA060	42203
1S7Z 8501 D	41120	2101053Y00	41075	21110AA070	42206
1U2Z 8V501 CA	45007	2101053Y01	41075	21110AA360	43514
1W4H 18D473 AA	41528E	2101060U25	42188	21110AA510	41091
1W4Z 18D473 AA	41528E	2101067U25	42335	21110AA690	41088
1W9Z 8501 AA	43503	2101067U26	42335	21111AA000	42207
208919	43004	2101067U28	42335	21111AA001	42207
21000535	41024	210106N226	41069	21111AA002	42207
21006276	41025	2101077A00	41073	21111AA003	42207
21006932	41025	210107B000	41078	21111AA007	42207
21006933	41024	210107S000	43537	21111AA021	43513
21007155	41024	210107Y00A	43520	21111AA022	43513
21007288	41024	210107Y025	43520	21111AA023	43513
21007453	41025	210107Y026	43520	21111AA025	43513
21007655	41024	2101080W25	42178	21111AA026	43513
2101001M25	41071	2101080W89	42178	21111AA033	42328
2101002P25	42181	2101082W25	42178	21111AA060	42336
2101002P26	42181	2101086G00	41162	21111AA061	42336
2101002P27	42181	2101088R10	41075	21111AA065	42336
2101002P28	42181	210108J000	43512	21111AA110	42207
2101002P29	42181	2101097E00	43305	21111AA230	43527
2101006J29	49004	21010AL525	43520	21111AA240	43548
210100M300	41075	21010AL526	43520	21111AA250	42030
210100M301	41075	21010AL527	43520	21111AA280	42571
210100P526	42189	21010AL528	43520	21111AA290	42570
210100P527	42189	21010AR725	42582	21111AA320	42274
210100P529	42189	21010D0125	41133	21111AA380	43517
210100W025	43255	21010D0126	41133	2118350264	41510E
210100W027	43255	21010E3027	41132	2128284	43025
2101012G25	43300	21010E3028	41132	21437575	43239HD
2101012G26	43300	21010EA010	41193	21437577	43241HD
2101012G27	43300	21010ET025	41195	218274	44086HD
2101013226	42324	21010F4600	43511	219040	44064HD
2101016A25	41134	21010F460A	43511	2196035	43025
2101016A26	41134	21010F461A	43512	2196910	43025
2101016A85	41134	21010F461B	43512	2196996	43029
2101016E01	41137	21010G3925	42178	2205873	43029
2101016E02	41137	21010G3926	42178	2243238	44062HD
2101016E03	41137	21010G3928	42178	22537768	41023
2101016E25	41137	21010H5025	41068	2274299	43561HD
2101016E26	41137	21010H7202	41131	231066	43107
2101017S25	41132	21010H7225	41131	231073	43100
2101017S26	41132	21010H7226	41131	231461	43107
2101017S27	41132	21010H7227	41131	231462	43100
210101E400	41163	21010JA10A	43520	231886	43107
210101E401	41163	21010JK00A	43520	231887	43100
210101E402	41163	21010M6625	41068	233810C	41181
210101E403	41163	21010M6626	41068	234198	41080
210101P128	42192	21010N5826	42178	23500133	44099
2101021026	41130	21010N5827	42178	23500138	44100
2101021027	41130	21010N5828	42178	23500372	44100
2101021028	41130	21010N5829	42178	23505019	46005HD
2101021089	41130	21010N5885	42178	23506003	43309HD
2101022P25	42232	21010N8527	42176	23506007	43310HD
2101022P26	42232	21010O1M25	41071	23506704	42322HD
2101022P27	42232	21010P7525	41132	23506711	42321HD
2101023025	41130	21010P7526	41132	23506723	42344HD
2101023028	42176	21010P7527	41132	23506735	42102HD
2101030R00	41076	21010P7528	41132	23509067	46005HD
2101030R05	41076	21010P7586	41132	23514989	46005HD
2101030R06	41076	21010P7589	41132	23526039	46002HD
2101031U25	41164	21010U6725	42176	23531246	44066HD
2101031U26	41164	21010U6727	42176	23531257	46003HD
2101031U27	41164	21010U6728	42176	23532542	46003HD
2101031U28	41164	21010V0725	41132	23532543	46004HD
2101037726	43299	21010V5525	41135	23535017	46003HD
210103RC1A	41102	21010V5526	41135	23535018	44066HD
2101040F25	41162	21010V5528	41135	23539602	46002HD
2101040F26	41162	21010W4426	41135	2356027	42102HD
210104M525	43511	21015340	41024	2402921	42032
210104M526	43511	21015341	41025	2421375	43030
210104S100	43255	21015484	41025	24405895	41017
210104S10A	43255	21110AA013	42208	24409355	42408
2101050A25	41071	21110AA015	42208	24439797	42296
2101050A26	41071	21110AA016	42208	24439798	42296
2101050A27	41071	21110AA017	42208	24461382	42296
2101050A28	41071	21110AA023	41165	24467301	42296
2101050A89	41071	21110AA025	41165	2448315	43030
2101053J00	41138	21110AA026	41165	2448326	42032
2101053J01	41138	21110AA040	42202	2448327	42032
2101053J03	41138	21110AA050	42203	2448759	42032

Manufacturers' Part Numbers

Manufacturer No.	Gates No.	Manufacturer No.	Gates No.	Manufacturer No.	Gates No.
24502875.....	42095	25516944.....	43112	30454.....	42085
24503054.....	42095	25519584.....	43097	3045943.....	44092HD
24503459.....	42095	25524291.....	42095	3053538.....	44084HD
24504377.....	42095	25524315.....	43112	30570NN.....	43130
24504920.....	42097	25524726.....	42095	3062602.....	41175HD
24570464.....	41023	25525147.....	43112	3062931.....	41174HD
24571389.....	41023	25525690.....	42095	3064201R.....	41174HD
24573636.....	41028	25527355.....	43094	3064919.....	41111HD
24575871.....	41019	25527536.....	43094	3064920.....	41129HD
24575951.....	41028	25527537.....	42095	3065000.....	41173HD
24576875.....	41028	25529891.....	42095	30684432.....	41110
24576952.....	41122	25534909.....	42095	30751700.....	41110
24577255.....	41028	2585291.....	43029	3081234.....	41174HD
2463132.....	44062HD	2585314.....	42032	31026501.....	42097
250396.....	42310	26121019.....	42261	31028266.....	42097
2510002501.....	49010	265 265000 10.....	42108	31028406.....	45005
2510002555.....	49010	2658959.....	43028	310760100.....	42202
2510021000.....	42156	270559.....	42309	310760110.....	42202
2510022010.....	42156	2706802.....	41158	310760120.....	42202
2510022012.....	42156	2706810.....	42272	310764300.....	42202
2510022650.....	42156	270918C93.....	42111HD	310766100.....	42202
2510022900.....	42156	271062.....	41158	310768100.....	42202
2510023001.....	41061	2712000201.....	41012	310768110.....	42202
2510023002.....	41061	2712750.....	42309	311176.....	43000
2510023003.....	41061	2716132.....	41151	31224.....	42085
2510023010.....	41061	2716470.....	41110	31228.....	43101
2510023020.....	41061	2716567.....	43030	3136217R92.....	43252
2510023021.....	41061	2718302.....	42309	3145155.....	44062HD
2510023022.....	41061	2718559.....	41110	316GC-1184BX.....	43225HD
2510024030.....	42156	2718914.....	41110	316GC-1210A.....	43240HD
2510025002.....	42144	2719755.....	42309	316GC-1210AX.....	43240HD
2510026015.....	41107	2719847.....	41128	316GC-1211AX.....	43225HD
2510026016.....	41107	2719854.....	41110	316GC-1219.....	43240HD
2510026660.....	41107	2722000401.....	43553	316GC-1219A.....	43240HD
2510026900.....	41107	2722000901.....	43552	316GC3193.....	43239HD
2510026901.....	41107	272334.....	43531	316GC3194.....	43236HD
2510026902.....	41107	272476.....	41110	316GC3195.....	43237HD
251002B700.....	41100	272481.....	41110	316GC3196.....	43241HD
251002E000.....	41094	272482.....	41128	316GC551M2X.....	43236HD
251002G000.....	42148BH	2732000201.....	43556	316GC-552M2X.....	43240HD
251002G100.....	42150BH	2756195.....	42272	316GC552MX.....	43237HD
251002G200.....	42175BH	2807374.....	44062HD	316GCA-1211.....	43225HD
251002G500.....	42152BH	2808464.....	42032	316GCA-1211A.....	43225HD
251002G510.....	42152BH	2808466.....	42032	316GCA-184C,D.....	43226HD
251002G650.....	42175BH	2808649.....	43028	316GCA184CDE.....	43226HD
251002X200.....	43507	2808679.....	43025	316GCA-184E,F.....	43226HD
251002X400.....	43507	2808680.....	42032	316GCA-184G.....	43226HD
251002X401.....	43507	2808681.....	42032	3171837.....	43008
251002Y011.....	42302	2843290.....	42032	318118R4.....	42317
2510033111.....	42163	2863007.....	43030	318119R92.....	42317
2510033112.....	42163	2863063.....	43025	3181706.....	43006
2510033130.....	42163	2883663.....	43025	3182920.....	43005
2510033132.....	42163	2951330.....	43028	3190999 (International).....	43005
2510035010.....	42162	2951331.....	43028	3190999 (Chrysler).....	43008
2510035020.....	42584	2C3Z 8V501 BA.....	45000	32005905.....	42207
2510035030.....	42584	2R8Z 8501 AD.....	43013	32005906.....	43548
2510035040.....	42584	2R8Z 8501 AE.....	43013	3209691.....	43005
2510035050.....	42584	2S7Z 8501 BA.....	43505	3215713.....	43002
2510037102.....	42301	2S7Z 8501 BG.....	43505	32276955.....	43002
2510037201.....	42301	2W1225.....	43233HD	3234411.....	43002
2510037202.....	42301	2W1227.....	43059HD	3237530.....	43001
2510038200.....	42286	2W93 8501 BC.....	43503	3237789.....	42000
2510039010.....	42313	2W9Z 8501 BA.....	43503	3241946.....	43001
2510039012.....	42313	2W9Z 8501 BB.....	43503	3241947.....	42000
2510039800.....	43533	3000886.....	44064HD	3283602.....	41181
2510039802.....	43533	3004715.....	43029	3283803.....	41181
251003C100.....	42580	3004762.....	43030	3285323.....	43320HD
251003C120.....	42580	3004763.....	42553	3285410.....	41176HD
251003C130.....	42414	3004786.....	43030	3285414.....	41176HD
251003E000.....	42289	3004866.....	43028	328581.....	43283
251003E001.....	42289	3004886.....	43039	3286275.....	41178
251003X000.....	43140	3004923.....	44055HD	3286277.....	41177
25186130.....	42049BH	3004991.....	43030	3286278.....	41176HD
25189098.....	42049BH	30052.....	43004	3286278RX.....	41176HD
25192709.....	43080	3022471.....	43253HD	3286293.....	42146HD
251965561B.....	41532E	3022474.....	44086HD	330813.....	43104
2525498.....	42032	3027174.....	44078HD		or 43104P
2532906.....	43029	303394R1.....	42317	330813P.....	43104
25513134.....	43112	303395R91.....	42317		or 43104P
25513135.....	43112	3035157.....	44094HD	336100.....	44034
25515147.....	42246	3039182.....	44094HD	3362213.....	44062HD

Mfr. Part Numbers

Manufacturers' Part Numbers

Manufacturer No.	Gates No.	Manufacturer No.	Gates No.	Manufacturer No.	Gates No.
340211	43001	3780109	43026	3876172	44027
340212	42000		or 43026P		or 44027P
340412	42000	3780127	42032	3876173	44088
341411	42002	3782608	43106	3877021	42100
3420037	43026		or 43106P	3890017	43106
	or 43026P	3782609	43106		or 43106P
3420038	43026		or 43106P	3890018	44029
	or 43026P	3787566	43106	3891398	43104
3420050	43025		or 43106P		or 43104P
352199	42090	3788476	42082	3903749	41181
3522077	44060HD	3800745	45055HD	3907808	42352HD
3531681	41110	3800745RX	45055HD	3913430	42352HD
3539149	41026	3800974	43320HD	3913432	41181
3543272	44033	3800975	43319HD	3920311	41181
3543R	42003	3800976	43321HD	3923568	43320HD
3547559	42309	3800984	42291	3924141	41181
357261	42082	3800984RX	42291	3927564	44088
357262	42090	3801573	41175HD	3927565	44029
357621C92	42113	3801708	44092HD	3927798	42082
357621C93	42113	3801713	43253HD	3928395	41181
358937	42100	3801788	44086HD	3928396	41181
359036	42086	3802004	41181	3929217	42100
360GB325A	43226HD	3802081	42352HD	3929218	43283
360GB4431	43225HD	3802358	41181	3929219	42082
361053	42103	3802923	41176HD	3929233	43106
361054	42085	3802923RX	41176HD		or 43106P
361055	42086	3802970	41181	3929612	43320HD
3633088	44032	3802971	41181	3931065	44027
3633853	43103	3802971NX	41181		or 44027P
3634514	43103	3802973	43320HD	3932422	43283
3634552	44028	3803030	44084HD	3937996	43106
3634580	44028	3803138	44084HD		or 43106P
3634606	44033	3803402	44094HD	3947042	42082
3634640	44033	3803402RX	44094HD	3947051	43283
3634653	44033	3803403	43307HD	3953620	44027
3634789	44033	3803403RX	43307HD		or 44027P
3634838	44028	3803605	44052HD	3957932	43101
3636801	44033	3804883	42352HD	3957981	43106
3637192	44033	3804883RX	42352HD		or 43106P
364790	43101	3804927	42146HD	3957982	44088
3671083	42032	3806180	42352HD	3960122	42100
3680344	45051HD	3806180RX	42352HD	3969811	44027
3681106	45051HD	3807784	44064HD		or 44027P
3682311	45054HD	3815726	42082	3973114	42146HD
3683652	45052HD	3830822	43026	3975928	43129
3683834	42032		or 43026P	3977607	44027
3684449	45052HD	3836159	43128		or 44027P
368496R91	42317	3836160	43128	3977630	43129
3687044	45052HD	3836856	43106	3986364	43106
3687045	45052HD		or 43106P		or 43106P
3687130	45052HD	3837641	43026	3987372	42103
3687590	45052HD		or 43026P	3990991	44027
3687810	45052HD	3839157	43106		or 44027P
3688384NX	45052HD		or 43106P	3990992	44029
369175	43091	3839175	43106	3990993	44088
3704906	43106		or 43106P	3998198	43101
	or 43106P	3839176	43106	3998205	43104
3704911	43106		or 43106P		or 43104P
	or 43106P	384780	43101	3998206	43106
372334	43101	3848071	42098		or 43106P
3736567	43128	3848072	43106	3998207	43106
3738493	43106		or 43106P		or 43106P
	or 43106P	3853692	43101	3C3Z 3501 BA	41185
3741033	43128	3856284	44088	3C3Z 8501 A	41185
3741034	43106	3856286	44029	3C3Z 8501 AA	41185
	or 43106P	3858288	44029	3C3Z 8501 ABRM	41185
3757231	43128	3859326	43106	3C3Z 8501 BARM	41185
3757247	43106		or 43106P	3D0965561D	41508E
	or 43106P	3859632	43101	3F2Z 8501 BA	43069
3757248	43106	3861920	43283	3F2Z 8501 BB	43069
	or 43106P	3861922	43283	3L3Z 8501 CA	43504
3757332	43128	3868320	43106	3L3Z 8501 DA	43070
376444	43099		or 43106P	3L3Z 8501 DB	43070
	or 43099P	387038C91	43005	3M4Z 8501 BG	43230BH
376746	42103	3871521	42082	3M4Z 8501 BJ	43230BH
3769926	43106	3871522	42098	3R3Z 8501 A	43067
	or 43106P	3876168	42082	3R3Z 8501 BB	43067
37711330B	43232HD	3876169	42098	4025097	45051HD
3774186	43128	3876170	42082	4026702	45051HD
3780108	43026	3876171	42098	403011F	43047
	or 43026P			405112	43055

Mfr. Part Numbers

Manufacturers' Part Numbers

Manufacturer No.	Gates No.	Manufacturer No.	Gates No.	Manufacturer No.	Gates No.
4059254.....	45051HD	4637500AB.....	42002	4C3Z 8501 B.....	42079
407586.....	43100	4648952AB.....	41198	4C4Z 8501 AA.....	42589HD
4089158.....	45054HD	4648952AC.....	41198	4C4Z 8501 AAR M.....	42589HD
4089158NX.....	45051HD	4648952AD.....	41198	4P2383.....	44600HDBP
4089647.....	42146HD	4648952AE.....	41202	4S4Z 8501 AA.....	41120
4089647NX.....	42146HD	4654390.....	41001	4U7Z 8501 A.....	43067
4089731.....	41181	46620094.....	43222	4U7Z 8501 B.....	43067
4089908.....	45051HD	4663296.....	41005	5003085AA.....	41005
4089908NX.....	45051HD	4663296AB.....	41070	5003665AA.....	41181
4089910.....	45054HD	4663333.....	41005	500412.....	43091
4089910RX.....	45054HD	4663732.....	42041	500513.....	43102
4089911.....	45054HD	4663732AB.....	42041	500712.....	41015
4095700.....	43025	4663732AC.....	42041	5008111.....	44099
4104553.....	43025	4663732AD.....	42041	5010897AA.....	41002
4106034.....	43025	4663736.....	42041	5010898AA.....	41001
410767000.....	42203	46641248.....	43222	5010964AA.....	43526
410767100.....	42203	4666044AA.....	42588	5010964AB.....	41176HD
410767200.....	42203	4666044AB.....	42588	5012366AA.....	42293
410767300.....	42203	4666044BB.....	42588	5012366AB.....	42293
410767400.....	42206	4667660.....	41003	5012366AC.....	42293
412265.....	43100	4667660AB.....	41003	5012366AD.....	42293
4129810.....	42048	4667660AE.....	41003	5012366AE.....	42293
4129812.....	42048	4667662.....	41003	504011.....	43098
41312159.....	43232HD	4694307.....	41006		or 42094P
4131243.....	43025	4694307AB.....	41006	5047003AB.....	41524E
41312487.....	43232HD	4694307AC.....	41006	5047138AA.....	42144
41312691.....	43244	4694307AE.....	41006	5047138AB.....	42144
41312756.....	43246HD	4694309.....	41006	5047138AC.....	42144
41312918.....	43247HD	4694309AC.....	41006	5047389AA.....	42177BH
41313018.....	44069HD	4728533.....	43026	504911.....	43114
41313201.....	42311HD		or 43026P	505111.....	43115
413307.....	43107	474028.....	43101	50745093.....	44056
418327.....	41158	474029.....	43099	5083187AA.....	49010
418807.....	43107		or 43099P	5086959AA.....	43526
4293898.....	42029	474055.....	42089	5086959AB.....	43526
430004.....	42276	474056.....	42090	5097159AC.....	44082
4309418.....	42146HD	476509.....	43092	5097159AD.....	44082
43154551.....	42034	476510.....	43092	5098398AA.....	41520E
4315736.....	42033	4770970.....	41142	5102894AA.....	44081
4323148.....	42029	4781157AA.....	42292	5103576AA.....	43010
4329406.....	42046	4781157AB.....	42292	5135595.....	42344HD
4331825.....	42047	4781157AC.....	42292	5135596.....	42102HD
4331827.....	42047	478126.....	43102	5135602.....	42102HD
433361C91.....	43007	47874.....	41142	5135756AA.....	42584
4387457.....	42033	4792195.....	41079	5138057AA.....	43324
4429404.....	41181	4792195AB.....	41079	5149372.....	42102HD
4448878.....	41001	4792838AA.....	43543	5149706.....	42344HD
445306C91.....	43002	4792838AB.....	43543	5149707.....	42102HD
446430C (Ford).....	44018	4792968AD.....	43542	5149708.....	42321HD
446430C (International).....	44053HD	4797143.....	42003	5149710.....	42322HD
446430C2.....	44018	48121013.....	42259	5159059.....	42344HD
446430C3.....	44053HD	482138.....	43102	5159060.....	42102HD
446430C4 (Ford).....	44018	488152.....	43102	5175580AA.....	42283
446430C4 (International).....	44053HD	4882722.....	43547	5178318.....	42102HD
448087C92.....	43443HD	4882837.....	41004	5184498AE.....	44020
4483453.....	42034	4882837AB.....	41004	5184498AH.....	44020
4483754.....	43033	488296.....	43102	5184498AI.....	44020
4483756.....	43033	488377.....	43102	5184498AJ.....	44020
4485666.....	43006	4884159AA.....	43500	5186574.....	42102HD
4556541.....	41004	4891252.....	42291	5186575.....	42344HD
4556543.....	41004	489173C1.....	42114HD	5186576.....	42102HD
458486.....	44088	4892225AA.....	42043	5203432.....	42029
4610945.....	42276	4892425AA.....	42015	5203441.....	42029
4610954.....	42276	4897531AA.....	43547	5214490.....	42028
461996.....	43099	4901.....	42246	52250937.....	41016
	or 43099P	4920463.....	45051HD	52273124.....	41016
4621172.....	42034	4920465.....	45054HD	5240400.....	42028
4621489.....	42035	4920466.....	45054HD	5240630.....	42028
4621550.....	42035	4923759.....	45051HD	5262784.....	41199HD
4626054.....	42005	4931191.....	41199HD	5281175.....	41002
4626054AD.....	42005	4934703.....	41199HD	5291445.....	42146HD
4626054AE.....	42005	4943174.....	41199HD	53005877.....	43547
4626054AF.....	42005	4955394.....	41199HD	53008354.....	43037
4626215.....	42004	4955394NX.....	41199HD	53020135.....	43034
4626215AD.....	42004	4955708.....	45055HD	53020280.....	43034
4626215AF.....	42004	4965417.....	45055HD	53020873.....	43263
463365C91.....	42111HD	4972850.....	45055HD	53020873AB.....	43263
463425.....	42272	4C3Z 8501 A.....	42079	53020873AC.....	43263
463426.....	42272	4C3Z 8501 AARM.....	43541	53021018.....	43034
4636258.....	42033	4C3Z 8501 ABRM.....	43541	53021018AB.....	43034
4637500.....	42002	4C3Z 8501 AC.....	43541	53021018AC.....	43034

Mfr. Part Numbers

Manufacturers' Part Numbers

Manufacturer No.	Gates No.	Manufacturer No.	Gates No.	Manufacturer No.	Gates No.
53021018AD.....	43034	6258551.....	43104	7T4Z 8501 A.....	43316
53021018AF.....	43034		or 43104P	7T4Z 8501 B.....	43316
53021074AC.....	43547	6263701.....	43101	7T4Z 8501 C.....	43316
53021074AD.....	43547	6263707.....	44027	7T4Z 8501 D.....	43316
53021074AE.....	43547		or 44027P	7W7019.....	45009HD
53021074AF.....	43547	6269358.....	44034	80052.....	43004
53021187AA.....	43263	6272157.....	43101	800885.....	43004
53021187AC.....	43263	6272159.....	44027	8101209430.....	43116
53021380AK.....	43501		or 44027P	8118.....	43106
53021380AL.....	43501	64116906375.....	41529E		or 43106P
53021380AM.....	43501	64116910755.....	41531E	8120999.....	43004
53022095AF.....	43558	64116922699.....	41529E	8123631690.....	41019
53022189AA.....	43263	64116951549.....	41523E	8124589280.....	43118
53022189AB.....	43263	64116988960.....	41531E	8124622650.....	41019
53022189AC.....	43263	64119197085.....	41523E	8125184430.....	41019
53022192AE.....	43559	6422000701.....	42283	8125244980.....	43118
53022192AF.....	43559	6422001301.....	42283	8125289170.....	43315
53022192AG.....	43559	6422001701.....	42283	8125325280.....	43315
53022192AJ.....	43559	6422002201.....	42283	815F 8505 AD.....	42058
53022192AJ.....	43559	6472000101.....	43324	8207.....	42082
53022192AK.....	43559	649718.....	43004	8245769520.....	41122
53022340AC.....	43557	673162.....	44101HD	83502938.....	42002
5314949.....	41199HD	673162C93.....	44101HD	83503407.....	42004
53J7Y18.....	41138	673162C94.....	44101HD	83TF 8505 AA.....	43046
55056055AA.....	41519E	677856C2.....	44058HD	861236R92.....	42111HD
55121019.....	42258	68003402AA.....	42291	865707.....	43235
55352002.....	41142	680155C92.....	44058HD	8694626.....	41110
55484625.....	43080	68045797AA.....	43263	8694627.....	43531
55561623.....	43080	68079412AB.....	44021	8694628.....	41128
55579016.....	43080	68087367AA.....	42283	8694630.....	41065
55587345.....	43080	68158680AA.....	44020	86TF 8505 BD.....	43054
55595610.....	43080	68158680AB.....	44020	8720033010.....	41513E
55599494.....	43080	685155C91.....	44058HD	8720047030.....	41502E
556283.....	43100	685155C92.....	44058HD	8817900.....	41141
5740079.....	44099	685155C94.....	44058HD	8817918.....	42197
5743241.....	44100	685155C95.....	44058HD	8819948.....	42198
5743939.....	43114	691F 8505 BA.....	42050	8821944.....	41142
5744662.....	44042	6I3890.....	44054HD	8822710.....	42199
5745093.....	44056	6L2Z 8501 A.....	43279	8822744.....	42199
5862023750.....	41042	6L3Z 8501 A.....	43057	8822793.....	42199
5882684.....	42048	6M6Z 18D473 AA.....	41525E	88412818.....	42089
5882689.....	42047	6M6Z 8C419 A.....	41515E	8888942900.....	45005
5936404.....	42046	6M8Z 8501 AC.....	41188	88893281.....	44034
5936406.....	42046	6U7Z 8501 A.....	43069	88893906.....	44045
5955190.....	41142	6U7Z 8501 B.....	43070	88893907.....	44089
5958061.....	41142	6U7Z 8501 D.....	43069	88894005.....	43114
5960414.....	42199	7081213C92.....	42244HD	88894035.....	44056
5983960.....	42046	701F 8505 AA.....	42050	88894036.....	44042
5C4Z 8501 AA.....	42589HD	71739779.....	41017	88894044.....	44100
5C4Z 8501 AAR M.....	42589HD	73485.....	41080	88894290.....	45005
5F1Z 8501 A.....	43063	735036-M91.....	43232HD	88894297.....	41142
5F2Z 8501 A.....	43069	735327C91.....	44058HD	88894341.....	43099
5L2Z 8501 A.....	41119	735445C91.....	44059HD		or 43099P
5L3Z 8501 A.....	43070	7490004.....	41027	88894344.....	41026
5L8Z 8501 A.....	43505	7490007.....	41026	88894345.....	45002
5L8Z 8501 AA.....	43505	7507460.....	41141	8890174390.....	45005
5L8Z 8501 AB.....	43505	7580751.....	42046	88926225.....	43315
5M6Z 8C419 A.....	41515E	7580756.....	42046	88926235.....	41020
5M8Z 8501 A.....	43230BH	7685.....	42085	88926296.....	45005
5M8Z 8501 B.....	43230BH	7700 598 461.....	43200	88972167.....	41101
5N0122093B.....	41505E	7700105378.....	42800	88972819.....	41124
5R3Z 8501 A.....	42107	7700598459.....	43200	89017269.....	41020
5R8Z 8501 A.....	43013	7701462491.....	43200	89017311.....	41020
5R8Z 8501 B.....	43013	7701464736.....	49007	89017315.....	45005
5U3Z 8501 A.....	43064	7726020.....	43293	89017439.....	45005
5U3Z 8501 B.....	43064	771F 8505 AA.....	41082	89017456.....	45002
5W7Z 8501 AA.....	41118	78121019.....	42161	89017457.....	45011
6012000220.....	42149	7941101660.....	43293	89017467.....	41026
601200092088.....	42149	7B0121011.....	41202	89017583.....	43539
6012010110.....	42149	7B0121011A.....	43542	89017592.....	45011
601816C91.....	42317	7B0121011B.....	44020	89017593.....	45002
601816C92.....	42317	7B0121011C.....	41202	89017693.....	44045
602200002088.....	42147	7B0121011E.....	44020	89017701.....	42288
6022000120.....	42147	7B0121011F.....	41202	89017748.....	43315
602200022088.....	42147	7C3Z 8B552 A.....	41507E	89017757.....	42586
6032010110.....	42147	7C4957.....	45009HD	89017764.....	42583
6112001101.....	43010	7C9222.....	44600HDBP	89017771.....	44045
613890.....	44054HD	7L3Z 8501 A.....	42574	89017773.....	44089
6258119.....	43283	7T4E 8501 EA.....	43316	89017813.....	42097
6258446.....	42082	7T4E 8501 EB.....	43316	89018036.....	45011
6258548.....	44029	7T4E 8508 FA.....	42044	89018040.....	45005

Mfr. Part Numbers

Manufacturers' Part Numbers

Manufacturer No.	Gates No.	Manufacturer No.	Gates No.	Manufacturer No.	Gates No.
89018052.....	45011	8AH315010D.....	42132	94410602109.....	43295
89018165.....	42288	8AH315010E.....	42132	94410602113.....	43295
89018166.....	45006	8AH715010.....	42115	94410602116.....	43295
89018167.....	45011	8AH715010C.....	42115	9441061243R.....	43295
89018214.....	42097	8AK115010.....	42129	94636985.....	41016
89036356.....	42296	8AK115010A.....	42129	94840082.....	41097
8904663430.....	41058	8AK215010.....	42137	94840612.....	41097
89060462.....	42097	8AK315010.....	41116	94844775.....	42237
89060479.....	42586	8AK315010B.....	41116	94847609.....	41097
89060527.....	43315	8AL115010.....	41072	94850703.....	41097
8920642500.....	41058	8AL115010A.....	41072	94854103.....	42245
8920659690.....	41058	8AL115010B.....	41072	94854231.....	41097
8920915.....	42322HD	8AL215010.....	42132	94854791.....	42319
8920916M.....	42321HD	8AL415010.....	42138	94858649.....	41101
8928672.....	46001HD	8AL415010A.....	42138	94858708.....	42245
8941095911.....	41052	8BU115010.....	42216	9496429.....	41128
8941207681.....	43136	8C3Z 8501 B.....	42025	95110602108.....	43295
8941313301.....	41055	8M6Z 18D473 A.....	41514E	95110602110.....	43295
8941360760.....	42117	90106656.....	41016	951106921X.....	43295
8941463260.....	41153	90220568.....	41022	95510601100.....	41186
8941463261.....	42118	90234198.....	41080	95510603300.....	41077
8941742262.....	42119	90234200.....	41018	95510656100.....	41508E
8942024771.....	41051	90325660.....	41080	95510656101.....	41508E
8942248940.....	41051	90325661.....	41018	95TM 8505 AA.....	43060
8942396490.....	43136	90349239.....	41080	96051819.....	41084
8942403780.....	42117	90392900.....	41018	96054289.....	41084
8942448940.....	41051	90392901.....	41080	96054298.....	41084
8943326360.....	41055	90392902.....	41022	96059659.....	42284
8943326370.....	42118	90392908.....	41016	96060136.....	42212
8943326371.....	42118	9042004901.....	45053HD	96062832.....	42284
8943326380.....	42119	90444649.....	41142	96064376.....	42212
8943326381.....	42119	90466340.....	41058	96064464.....	42212
8943326382.....	42119	90528.....	41142	96067153.....	42212
8943768370.....	43136	90537805.....	42296	96352649.....	43502
8943768450.....	41055	90543277.....	41142	96352650.....	43540
8943768460.....	42118	9062006201.....	45050HD	96518977.....	49011
8943768470.....	42119	90TM 8505 AC.....	43060	96563958.....	49011
8944398501.....	43314	910416.....	43025	96666219.....	49011
8970211710.....	43314	9111.....	43106	96872700.....	43502
8970217730.....	42118		or 43106P	96872702.....	43540
8970217740.....	42119	911425.....	42198	96930074.....	43540
8970314720.....	41054	91172178.....	42284	97031472.....	41054
8970314730.....	41053	91173189.....	42212	97216136.....	42349
8970612800.....	42120	91173496.....	42284		or 42349BH
8-97061-280-0.....	42120	91174230.....	42281	97372515.....	43273
8970816230.....	42119	91174494.....	41113	9772372.....	43122
8-97081-623-0.....	42119	91175666.....	42212	9772716.....	43122
8970816231.....	42119	91176170.....	42285	9777913.....	43122
8970816240.....	42118	9120117.....	41527E	9782482.....	43122
8970816241.....	42118	912848.....	42198	9784281.....	43122
8971259750.....	42120	9135190.....	41110	9788609.....	43122
8971675540.....	42297	91737414385.....	42199	978M 8501 NH.....	41013
8981984630.....	42239HD	91876914385.....	42199	978M 8A513 CC.....	41013
8982775046.....	43001	9201182.....	41142	978M 8A513 CD.....	41013
8982775047.....	42000	92064250.....	42408	9790522.....	43102
8AB1150100.....	41060	92065969.....	42408	9793130.....	43122
8AB415010.....	42128	92226211.....	42408	9799124.....	43102
8AB515010.....	42131	92516EA50B.....	41509E	97JM 8505 A.....	43279
8AB515010A.....	42131	92810601511.....	43219	97JM 8505 AD.....	43279
8AB715010.....	42128	92810601522.....	43219	97TM 8505 A.....	43060
8AB815010.....	42131	9281061228R.....	43219	98025501.....	43274BH
8ABB15010.....	42134	928X8591AA.....	49009	98031233.....	43273
8ABB15010A.....	42134	9307893.....	41141	98098889.....	43274BH
8ABB15010B.....	42134	93166829.....	42199	988M 8501 TJ.....	41013
8ABC15010.....	42142	93170401.....	42296	988X591EA.....	41013
8ABE15010.....	42142	93172718.....	42296	991970C91.....	45000
8AD215010A.....	42128	93181118.....	43529	99610601151.....	42579
8AE 8505 AA.....	42080	9321688.....	42198	99610601153.....	42579
8AE215010.....	42136	9321951.....	42199	99610601154.....	42579
8AF415100.....	42141	93221331.....	41016	99610601155.....	42579
8AF415100A.....	42141	93284724.....	41058	99710601102.....	42579
8AG115010A.....	42127	93385842.....	43540	9L8Z 8501 A.....	41083
8AG115010B.....	42127	93412618.....	42089	9L8Z 8501 B.....	41083BHWT
8AG7150100.....	42126	94109591.....	41052	9L8Z 8501 C.....	41083BHWT
8AG915010.....	42135	94136076.....	42117	9M6Z 8C419 A.....	41516E
8AH215010.....	42129	94202477.....	41051	9N1249.....	43233HD
8AH215010A.....	42129	94224894.....	41051	9N1949.....	43233HD
8AH215010B.....	42129	94239649.....	43136	9N6147.....	42351HD
8AH315010A.....	42132	94240378.....	42117	A1122001401.....	44081
8AH315010B.....	42132	94331664.....	41054	A1122010301.....	44081
8AH315010C.....	42132	94360200.....	41053	A1122010401.....	44082

Mfr. Part Numbers

Manufacturers' Part Numbers

Manufacturer No.	Gates No.	Manufacturer No.	Gates No.	Manufacturer No.	Gates No.
A2712000201	41012	C0DZ 8501 A	42055	C8OE 8505 D	43049
A2712000401	41012	C0DZ 8501 B	42055	C8TE 8505 G	42071
A2712001001	41012	C0DZ 8501 C	42055	C9AE 8505 A	44004
A34079A05	44093HD	C20Z 8501 A	43072	C9AZ 8501 A	43049
A3662006801	43251HD	C20Z 8501 B	43072	C9AZ 8501 B	43049
A4722000101	44057HD	C20Z 8501 C	43072	C9TZ 8501 A	43044
A6422001301	42283	C2A1206	43503		or 43044P
A6422001701	42283	C2AZ 8501 A	42552	C9ZZ 8501 A	43049
A6422002201	42283	C2C38862	43013	CODZ 8501 C	42055
A6472000101	43324	C2OE 8505 B	43072	CY0115010	43316
AA5E 8501 A	43316	C2OE 8505 C	43072	CY0215010	43316
AA5E 8501 BA	43316	C2OZ 8501 A	43072	CY0215010A	43316
AA5E 8501 BB	43316	C2OZ 8501 B	43072	CY0215010B	43316
AA5Z 8501 A	43316	C2OZ 8501 C	43072	CY0215010C	43316
AA5Z 8501 C	43318	C30Z 8501 A	43072	CY0215010D	43316
AA5Z 8501 D	43316	C30Z 8501 B	43072	D0AZ 8501 A	44004
AC3Z 8501 A	43422	C3OE 8505 A	43072	D0AZ 8501 C	43041
AJ0315010B	41011	C3OZ 8501 A	43072	D0AZ 8501 D	44004
AJ0315010F	43505	C3OZ 8501 B	43072	D0AZ 8501 E	43041
AJ0315010G	43505	C4DE 8505 A	42055	D0AZ 8501 F	43044
AJ5715010	43230BH	C50Z 8501 A	43072		or 43044P
AJ5715010A	43230BH	C50Z 8501 B	43049	D0OE 8505 A	44003
AJ5715010B	43230BH	C50Z 8501 C	43049	D0OE 8505 D	43076
AJ811935	43090	C50Z 8501 D	43049	D0OZ 8501 B	43044
AJ88417	43503	C50Z 8501 G	43049		or 43044P
AJ88912	43503	C5AE 8505 A	44004	D0OZ 8501 C	43044
AJTM15010	43230BH	C5AE 8505 C	43072		or 43044P
AJY115010	41011	C5AE 8505 E	42057	D0RY 8501 A	42050
AL3Z 8501 A	43422	C5AZ 8501 A	42057	D0TZ 8501 B	44005
AL3Z 8501 B	41085	C5AZ 8501 B	43072	D0VZ 8501 A	44003
AR3Z 8501 A	42065	C5AZ 8501 C	44004	D0ZZ 8501 A	43044
AR4284	43238HD	C5AZ 8501 D	44004		or 43044P
AR45073	43253HD	C5AZ 8501 E	43049	D0ZZ 8501 B	43044
AR45090	44064HD	C5AZ 8501 F	44004		or 43044P
AR45090RX	44064HD	C5AZ 8501 G	44004	D1AZ 8501 A	43041
AR45184	44086HD	C5AZ 8501 H	43049	D1FZ 8501 B	42050
AR45184RX	44086HD	C5AZ 8501 J	42057	D1TZ 8501 A	42071
AR45189	41111HD	C5AZ 8501 K	43072	D2TZ 8501 A	43154
AR61788	44093HD	C5AZ 8501 L	43049	D2AE 8505 A	42057
AR8851	41129HD	C5AZ 8501 M	44004	D2AZ 8501 A	42057
ASCO2A	41109	C5AZ 8501 N	44004	D2SZ 8501 A	43041
AT4E 8501 BC	42044	C5AZ 8501 R	44004	D2TZ 8501 A	42071
AT4Z 8501 A	42044	C5AZ 8501 S	44004	D2TZ 8501 C	44004
AT4Z 8501 B	43318	C5AZ 8501 T	43049	D2VE 8505 BA	44003
AT4Z 8501 CA	43318	C5AZ 8501 V	44004	D2VY 8501 A	44003
B10101GZ0A	41195	C5AZ 8501 W	44004	D3UZ 8501 A	43049
B10101KCOA	41102	C5AZ8501 U	44004	D4DE 8505 BA	42055
B10103HCOA	41093	C5DE 8505 A	42055	D4DZ 8501 A	42055
B10103LMOA	41195	C5DE 8505 AB	42054	D4TE 8505 A2A	44004
B10106N21A	41069	C5NN 8501 A	43073HD	D4TZ 8501 B	44004
B1010EN20B	41195	C5OE 8505 B	43049	D4TZ 8501 C	42070
B1010ET00A	41195	C5OZ 8501 A	43072	D4TZ 8501 E	44012
B1010F461B	43512	C5OZ 8501 B	43049	D4TZ 8501 G	44005
B1010JK00A	43520	C5OZ 8501 C	43049	D4TZ 8501 H	44004
B1010JK20A	41192	C5OZ 8501 D	43049	D4TZ 8501 J	44004
B63015010A	42128	C5OZ 8501 G	43049	D4TZ 8501 K	44012
B66015010RME	42131	C5TE 8505 A	42061	D4TZ 8501 M	44005
B6BF15010F	42134	C5TE 8505 B	42061	D4UZ 8501 A	43077
B6BF15101F	42134	C5TE 8505 G	42061	D4VY 8501 A	44003
BA01012G26	43300	C5TZ 8501 A	42061	D5BZ 8501 A	42054
BA01017S27	41132	C5TZ 8501 B	42061	D5DE 8505 AB	42054
BA01023028	42176	C5TZ 8501 C	42061	D5NN 8501 E	43042HD
BA01080W89	42178	C6AE 8505 B	44004	D5NN 8505 A	43042HD
BA010D0126	41133	C6AZ 8501 A	42057	D5TE 8505 DA	45008
BA010H7289	41131	C6AZ 8501 B	42057	D5TE 8505 MA	44006
BA010V5589	41135	C6AZ 8501 C	42057	D5TZ 8501 A	42057
BC3Z 8501 A	45012	C6DZ 8501 A	42055	D5TZ 8501 B	42070
BC3Z 8501 B	43327BH	C6DZ 8501 B	42055	D5TZ 8501 C	42071
BC3Z 8501 C	43328BH	C6DZ 8501 C	42055	D5TZ 8501 D	44006
BL3E 8501 AA	43308	C6DZ 8501 D	42055	D5TZ 8501 F	45008
BL3E 8501 AB	43308	C6OE 8505 A	43049	D5TZ 8501 G	44003
BL3Z 8501 A	43308	C6OE 8505 B	43049	D5UZ 8501 A	43044
BM-50446	43229HD	C7AE 8505 A	42057		or 43044P
BM76506	43229HD	C8AE 8505 A	44004	D5VE 8505 AA	44003
BM-76506	43229HD	C8AE 8505 D	44004	D5ZZ 8501 A	43076
BR3Z 8501 C	43014	C8AE 8505 H	44004	D6AZ 8501 A	43041
BR3Z 8501 H	43014	C8AE 8505 J	43049	D6ZZ 8501 B	43044
BR3Z 8501 J	43016	C8AE 8505 K	42057		or 43044P
CODE 8505 A	42055	C8AZ 8501 A	44004	D77Z 8501 A	43154
CODE 8505 BA	42055	C8AZ 8501 B	44004	D7HZ 8501 D	44006
CODE 8587 A	42055	C8DE 8505 B	42055	D7HZ 8501 F	45008

Manufacturers' Part Numbers

Manufacturer No.	Gates No.	Manufacturer No.	Gates No.	Manufacturer No.	Gates No.
D8BE 8505 CA	42054	E7TZ 8501 A	43057	F1TE 8505 CA	44003
D8BZ 8501 A	42054	E7TZ 8501 B	44007	F1TZ 8501 A	44003
D8HZ 8501 A	45008	E87EAA	42060	F1VY 8501 A	42064
D8NN 8501 UA	43042HD	E87EAB	42060	F23Z 8501 B	41010
D8RZ 8501 A	41082	E8AZ 8501 A	43058	F2TZ 8501 A	44022
D8TZ 8501 A	45008	E8BZ 8501 A	42128	F2UZ 8501 A	44008
D8TZ 8501 B	44003	E8BZ 8501 B	42128	F2UZ 8501 C	44023
D8UE 8505 AA	44003	E8DZ 8501 A	43055	F32Z 8501 A	42136
D8UEAA	44003	E8DZ 8501 B	43055	F32Z 8501 B	42135
D9AE 8505 CE	43058	E8FZ 8501 A	42058	F33Z 8501 A	41010
D9AZ 8501 A	43058	E8HN 8508 AB	43125HD	F3HZ 8501 ARM	41181
D9HZ 8501 A	44019	E8HZ 8501 B	43084	F3LY 8501 A	42065
D9HZ 8501 AA	44019	E8HZ 8501 C	43084	F3LY 8501 B	42065
D9TE 8505 CC	44019	E8HZ 8501 CRM	43084	F3PZ 8501 A	43066
D9ZE 8505 AE	43264	E8SZ 8501 A	43056	F3SE 8505 AA	43082
D9ZZ 8501 A	43264	E8TZ 8501 A	44007	F3SZ 8501 A	43082
DG1E 8501 AA	43318	E92Z 8501 A	42129	F3TZ 8501 A	43057
DG1E 8501 AB	43318	E93Z 8501 A	41009	F3TZ 8501 B	43057
DG1E 8501 BA	43318	E93Z 8501 B	41009	F3TZ 8501 C	43057
DG1Z 8501 A	43318	E9AE 8505 BA	43058	F3TZ 8501 E	44009
DORY 8501 A	42050	E9BZ 8501 A	42128	F3XY 8501 B	41137
E0AE 8505 AA	43058	E9DZ 8501 A	43087	F3XZ 8501 BA	41137
E0AZ 8501 A	43058	E9DZ 8501 B	41092	F3ZZ 8501 B	43272
E0ZE 8505 BB	43264	E9DZ 8501 C	41092		or 43272P
E0ZZ 8501 A	43264	E9JY 8501 B	42131	F42Z 8501 A	42137
E1AE 8505 AA	43050	E9PZ 8501 A	43047	F4AZ 8501 A	42064
E1AZ 8501 A	43050	E9PZ 8501 B	42057	F4BZ 8501 B	42128
E1FZ 8501 B	42058	E9PZ 8501 C	42071	F4CZ 8501 A	42063
E1ZE 8505 AA	43264	E9PZ 8501 D	42070	F4DZ 8501 A	43061
E2AE 8505 CD	43043	E9PZ 8501 E	44007	F4PZ 8501 A	43051
E2DZ 8501 A	43043	E9SE 8505 CA	43056	F4SZ 8501 A	43062
E2HZ 8501 B	44019	E9SE 8505 CC	43082	F4TE 8505 BA	44024
E2TE 8505 AA	44019	E9SZ 8501 A	43056	F4TZ 8501 A	45007
E2TZ 8501 A	42070	E9SZ 8501 B	43082	F4TZ 8501 ARM	45007
E2ZZ 8501 A	43264	E9TE 8505 BA	44007	F4TZ 8501 B	44024
E30115010A	41060	E9TEAA	44003	F4TZ 8V501 AARM	45007
E30115010B	41060	E9TZ 8501 A	44003	F4ZZ 8501 A	43065
E30115010C	41060	E9TZ 8501 B	44018	F4ZZ 8501 B	43065
E37E 8505 AA	42060	E9TZ 8501 C	44007	F50E 8505 AA	41014
E3BZ 8501 A	42060	E9TZ 8501 D	43057	F50Y 8501 A	41014
E3EE 8505 AA	42058	EA259	43002	F53E 8505 AB	41011
E3FZ 8501 B	42058	EA4722000101	44057HD	F53E 8508 AB	41011
E3TE 8505 CA	42057	EA4722000401	44057HD	F57Z 8501 A	42066
E3TE 8505 D	43047	EAC7013	43022	F59Z 8501 A	43064
E3TZ 8501 A	42060	EAC7013PA	43022	F59Z 8501 B	43052
E3TZ 8501 C	43047	EAC8281	43019	F5DE 8505 AE	42334
E3TZ 8501 D	44018	EAC9213	42011	F5DZ 8501 A	43063
E3TZ 8501 F	43046	EBC10564	44091	F5DZ 8501 CL	42334
E3TZ 8501 G	42057	EBC1829	42011	F5HZ 8501 AA	44019
E43Z 8501 A	41009	EBC4437	42011	F5JE 8505 AA	43083
E4BZ 8501 A	42060	EBC8221CA	42011	F5OY 8501 A	41014
E4TE 8505 AA	44019	EBC8550	42011	F5RZ 8501 A	41011
E4TZ 8501 A	42071	EBC8560	44091	F5RZ 8501 B	42067
E4TZ 8501 B	42070	ER3Z 8501 C	43308	F5TE 8505 C5A	43057
E4TZ 8501 C	44018	F02E 8505 DD	42074	F5TZ 8501 A	44009
E4TZ 8501 D	44003	F02Z 8501 A	42129	F5TZ 8501 ARM	45007
E4TZ 8501 E	44003	F02Z 8501 B	42074	F5TZ 8501 B	45007
E4ZZ 8501 A	43264	F0AZ 8501 A	43058	F5TZ 8501 BRM	45007
E5HZ 8501 A	44019	F0CZ 8501 A	42062	F5TZ 8501 C	43060
E5TZ 8501 B	43047	F0DZ 8501 A	43087	F5TZ 8501 CRM	45007
E5TZ 8501 C	44003	F0HN 8508 AA	43021HD	F5TZ 8501 H2A	43057
E5ZZ 8501 A	43053	F0PZ 8501 A	43047	F63Z 8501 AA	41011
E69E 8505 AAI	43052	F0TZ 8501 A	44003	F65E 8505 B	42068
E69Z 8501 A	43052	F0TZ 8501 D	43060	F65E 8505 BA	42068
E6AZ 8501 A	43272	F0TZ 8501 E	43057	F65Z 8501 AC	43070
	or 43272P	F0TZ 8501 F	44007	F65Z 8501 BA	42068
E6DZ 8501 A	43051	F0TZ 8501 G	43060	F67E 8505 BA	43068
E6DZ 8501 B	41010	F0ZZ 8501 A	43272	F68Z 8501 A	43069
E6EE 8505 BA	42058		or 43272P	F6DZ 8501 A	42334
E6FZ 8501 A	42058	F1AE 8505 AD	42064	F6DZ 8501 B	43131
E6HN 8508 AA	43084	F1AE 8505 AE	42065	F6DZ 8501 FA	43063
E6MY 8501 A	43050	F1CZ 8501 A	42063	F6JE 8501 BA	43086
E6TZ 8501 A	43054	F1HE 8505 CA	44003	F6LZ 8501 AA	42065
E6ZZ 8501 A	42060	F1HZ 8501 C	43021HD	F6PE 8505 AA	42063
E75Z8501B	42059	F1HZ 8501 CRM	43021HD	F6PZ 8501 AA	42063
E7AE 8505 AA	43058	F1HZ 8501 D	43125HD	F6TE 8505 KB	42068
E7EE 8505 CA	42058	F1HZ 8501 DRM	43125HD	F6TZ 8501 AA	45000
E7FZ 8501 A	42058	F1HZ 8501 E	44019	F6TZ 8501 JB	42068
E7GZ 8501 A	42128	F1SE 8505 BC	43066	F6TZ 8501 KA	44009
E7HN 8508 AA	43084	F1SZ 8501 A	43066	F6TZ 8501 KB	44009
E7HZ 8501 B	43084	F1SZ 8501 B	43056	F6TZ 8V501 AARM	45000

Mfr. Part Numbers

Manufacturers' Part Numbers

Manufacturer No.	Gates No.	Manufacturer No.	Gates No.	Manufacturer No.	Gates No.
F6ZZ 8501 A.....	43067	L32715100.....	41120	N3A115010D.....	42141
F6ZZ 8501 BE.....	43067	L32715100A.....	41120	N3A215010C.....	42141
F77Z 8501 AD.....	43279	L3G215100.....	41188	N3A215010D.....	42141
F7BZ 8501 A.....	42128	LF0115100.....	41120	N3C115010.....	42141
F7CE 8505 AA.....	42315	LF5215100.....	41120	N3C115010D.....	42141
F7CZ 8501 AB.....	42315	LF5215100A.....	41120	N3C215010.....	42141
F7DZ 8501 A.....	42334	LF9415100.....	41188	N3C215010D.....	42141
F7PZ 8501 AA.....	43060	LF9415100A.....	41188	N3H115100A.....	41187
F7TEAA.....	41121	M202AA130.....	42046	N3H115100B.....	41187
F7TZ 8501 AB.....	43060	MD001300.....	41109	NAB2222BACA.....	43022
F7TZ 8501 AC.....	43060	MD009000.....	41143	NBB2200DA.....	44091
F7TZ 8501 ARM.....	45000	MD021490.....	42153	OK65A15100.....	49003
F7TZ 8501 B.....	45000	MD030863.....	42156	OR0705.....	44060HD
F7TZ 8501 BRM.....	45000	MD034152.....	42157	OR3709.....	44060HD
F7TZ 8501 C.....	45000	MD041041.....	42159	OR8767.....	44060HD
F7TZ 8501 CRM.....	45000	MD050450.....	43304	R050121013.....	42299
F7TZAA.....	42079	MD179030.....	42165	R1022011701.....	43161
F7UE 8505 AA.....	42068	MD179030.....	42169	R1022012001.....	43161
F7UZ 8501 CA.....	42068	MD300799.....	42165	R1160030.....	49006
F7UZ 8501 DA.....	42079	MD300799.....	42169	R1172010201.....	43159
F7ZZ 8501 AA.....	43067	MD306414.....	42165	R1172010701.....	43303
F80115010C.....	42126	MD306414.....	42169	R1172011201.....	43297
F80115010D.....	42126	MD309756.....	42280	R1192010201.....	43168
F81Z 8501 AARM.....	43546	MD323372.....	42170	R1192010601.....	43168
F81Z 8501 ARM.....	45000	MD365087.....	42170	R1192010701.....	43168
F81Z 8501 BRM.....	45007	MD971538.....	42166	R1192011101.....	43298
F81Z 8501 CRM.....	45000	MD971582.....	42159	R23514989.....	46005HD
F81Z 8501 DA.....	42079	MD972001.....	43304	R23531246.....	44066HD
F81Z 8501 FA.....	43546	MD972002.....	49014	R23531258.....	44066HD
F85Z 8501 AA.....	43070	MD972003.....	42584	R23535018.....	44066HD
F87Z 8501 BA.....	42066	MD972003M.....	42584	R4621172.....	42034
F87Z 8501 BB.....	42066	MD972004.....	43551	R4723690.....	41181
F87Z 8501 CA.....	43068	MD972005.....	42167	R4798497.....	42033
F87Z 8501 DA.....	43064	MD972050.....	42166	R5003665AA.....	41181
F8AZ 8501 AA.....	42064	MD972051.....	42159	R90090499.....	41016
F8DZ 8501 AA.....	43063	MD972052.....	42163	R90400067.....	41016
F8OZ 8501 AA.....	41014	MD972053.....	42164	R972003MAB.....	42584
F8RZ 8501 EN.....	41013	MD972440.....	42171	R972003MAC.....	42584
F8RZ 8501 NE.....	41013	MD972934.....	42172	RFAE8505AC2.....	43051
F8YZ 8501 AA.....	41518E	MD973025.....	42168	RFE69E8505AAI.....	43052
F8ZZ 8501 AA.....	43067	MD973940.....	42162	RFE7DE8505.....	43055
F9YZ 8501 AA.....	41518E	MD974649.....	42156	RFE8DE8505.....	43055
FE7915010B.....	42126	MD975292.....	42216	RFE8EE8505BA.....	42058
FE7915010C.....	42126	MD976464.....	42300	RFE8SE8505.....	43056
FE7915010E.....	42127	MD976943.....	42300	RFE9DE8505C.....	41092
FP0115010.....	42135	MD977705.....	43509	RFE9SE8505.....	43056
FP0115010F.....	42135	MD978552.....	43532	RFF4DE8505AB.....	43061
FP0115010G.....	42135	MD978743.....	43509	RFF4SE8505AB.....	43062
FS0115010F.....	42135	MD978764.....	42168	RFF57E8505BF.....	42066
G60115010C.....	41072	MD979171.....	43549	RFF57E8505BH.....	42066
G902047031.....	41503E	MD979395.....	42585	RFF57E8505CC.....	43064
G904033010.....	41512E	MD980000.....	42584	RFF58E8505AC.....	43063
G904047090.....	41506E	MD997076.....	42156	RFF65E8505AD.....	43067
GPW130.....	42007	MD997078.....	42157	RFF68E8505BC.....	43069
GWP114.....	42010	MD997079.....	42159	RFF75E8505BA.....	43067
GWP123.....	42007	MD997082.....	42153	RFF75E8505EA.....	43070
GWP130.....	42007	MD997084.....	43304	RFF78E8505BA.....	43069
GWP423.....	43019	MD997149.....	42153	RFFS7E8505BH.....	42066
GY0115010A.....	41011	MD997150.....	43304	STC1693.....	43522
GY0115010B.....	41011	MD997157.....	42216	STC4378.....	43522
HRC2325.....	43141	MD997158 (Mitsubishi).....	42153	STC4434.....	43522
JE4815010E.....	42115	MD997158 (Chrysler).....	42216	SU00300401.....	41088
JE9615010B.....	42138	MD997178.....	42216	T1462491.....	43200
JLM10819.....	43022	MD997244.....	42584	U5MWW0092.....	43254HD
JLM1330.....	43022	MD997403.....	42173	X2111AA017.....	42208
JLM20143.....	43503	MD997404.....	42173	XC2E 8505 AA.....	42068
JLM20579.....	43503	MD997417.....	42163	XC2Z 8501 BA.....	42068
JLM206.....	43019	MD997421.....	42157	XF1Z 8501 AA.....	43063
JLM20915.....	43503	MD997430.....	42164	XF2Z 8501 AA.....	43069
JLM2097.....	43022	MD997609.....	42156	XF5Z 8501 AA.....	41078
JLM21594.....	43503	MD997615.....	42159	XF5Z 8501 BA.....	41078
JLM314.....	43022	MD997616.....	42216	XL3Z 8501 AA.....	42068
JLM330.....	43022	MD997619.....	42157	XL3Z 8501 BA.....	42081
JLM9697.....	43022	MD997621.....	42163	XL5E 8501 AB.....	43064
JLM9699.....	43019	MD997622.....	42164	XL5Z 8501 AA.....	43064
JR775045.....	42085	MD997643.....	42167	XL5Z 8501 AC.....	43064
JR775046.....	43001	MD997699.....	42157	XL5Z 8501 AD.....	43064
JR775047.....	42000	ME015030.....	49015	XL5Z 8501 CA.....	42066
JR775049.....	43095	MN187244.....	42144	XR3Z 8501 AA.....	42080
JR775050.....	43002	MO4667660.....	41003	XR813290.....	43090
JR775122.....	42004	N3A115010C.....	42141	XS2E 8501 BDBE.....	41011

Manufacturers' Part Numbers

Manufacturer No.	Gates No.	Manufacturer No.	Gates No.	Manufacturer No.	Gates No.
XS2E 8501 CA.....	41011	XW4Z 8501 CD.....	43090	YW7Z 8501 BB.....	41118
XS2Z 8501 BA.....	41011	Y400K-3612.....	43235	ZL0115010.....	42142
XS2Z 8501 BB.....	41011	YC2E8501BA.....	42068	ZZJ115010.....	43316
XS2Z 8501 BC.....	41011	YC2Z 8501 AA.....	42068	ZZJ115010A.....	43316
XS2Z 8501 CC.....	41011	YC2Z 8501 BA.....	42068	ZZJ115010B.....	43316
XS2Z 8501 CD.....	41011	YC3Z 8501 AA.....	42079	ZZL015010.....	43060
XS2Z 8501 CF.....	41011	YC3Z 8501 AB.....	42079	ZZL015010A.....	43060
XS2Z 8501 EA.....	41011	YF0915100.....	41013	ZZM015010.....	42060
XU2Z 8501 AAPRM.....	44018	YF3E 8501 AB.....	41014	ZZM115010.....	43052
XU2Z 8501 EA.....	44018	YF3Z 8501 AB.....	41014	ZZM315010.....	42066
XU2Z 8V501 AARM.....	44018	YL3V 8501 AA.....	42081	ZZM515010.....	43060
XW4E 8501 BFBE.....	43090	YR3E 8501 AB.....	42080	ZZM715010.....	43064
XW4E 8505 BC.....	43090	YR3Z 8501 AB.....	42080	ZZMA15010.....	43052
XW4Z 18D473 AA.....	41528E	YS4Z 8501 AA.....	42294	ZZP015010.....	42066
XW4Z 8501 AA.....	43503	YW7E 8501 BB.....	41118	ZZP015010A.....	42066
XW4Z 8501 BA.....	43090	YW7Z 8501 AA.....	42065	ZZR115010.....	43064

Changeover Listing

Competitive No.	Gates No.	Competitive No.	Gates No.	Competitive No.	Gates No.	Competitive No.	Gates No.
ACDelco		ACDelco - Cont.		ACDelco - Cont.		ACDelco - Cont.	
251-106	41158	251-351	43091	251-556	44037	252-069	41168
251-109	43072	251-352	42224	251-561	44040	252-071	42224
251-116	43029	251-353	42221	251-574	42212	252-072	42223
251-121	44029	251-354	42337	251-575	42245	252-076	42221
251-133	44032	251-355	42222	251-578	42319	252-077	42214
251-134	42082	251-357	41131	251-586	42237	252-079	42222
251-136	43107	251-358	42223	251-587	41053	252-084	41158
251-137	43122	251-361	41021	251-588	41054	252-085	42276
251-140	43028	251-364	42047	251-589	44100	252-086	43293
251-141	43121	251-365	42202	251-590	44042	252-087	41171
251-142	43283	251-366	42178	251-591	44099	252-088	42157
251-153	43006	251-367	42203	251-592	42284	252-089	43200
251-154	43044	251-368	41071	251-595	44033	252-091	41089
	or * 43044P	251-371	43043	251-599	44043	252-092	41146
251-155	43041	251-374	41029	251-600	42281	252-093	42230
251-157	43111	251-375	41030	251-603	44056	252-094	42338
251-158	42050	251-376	42029	251-604	44030	252-095	41134
251-164	43007	251-403	44019	251-607	41028	252-096	41037
251-166	43106	251-410	43001	251-609	41019	252-097	42016
	or * 43106P	251-411	42000	251-612	44027	252-098	42014
251-172	41109	251-414	44018		or * 44027P	252-099	43184
251-174	43094	251-415	43047	251-614	43115	252-102	43136
251-175	41168	251-416	41009	251-618	43116	252-103	43290
251-181	42102HD	251-417	43046	251-619	43117	252-106	41133
251-184	43049	251-419	43097	251-620	43113	252-107	43019
251-185	43104	251-420	42088	251-628	43100	252-108	42117
	or * 43104P	251-423	43200	251-644	41028	252-110	43000
251-187	43109	251-424	41171	251-653	42094	252-111	42013
251-188	42055	251-425	42230	251-660	41026	252-112	42126
251-190	43103	251-427	41145	251-671	41020	252-114	43161
251-192	42032	251-428	42228	251-69	42554	252-115	41152
251-199	43026	251-429	42272	251-697	42586	252-116	43042HD
	or * 43026P	251-431	42092	251-718	42097	252-117	42071
251-205	43000	251-433	43216	251-719	43315	252-118	41148
251-207	42086	251-436	42338	251-723	42349	252-119	42181
251-208	42090	251-437	41060	251-725	43114	252-120	43304
251-213	42057	251-440	42126	251-732	43529	252-121	42206
251-214	42070	251-442	41038	251-738	43273	252-122	43109
251-217	44004	251-443	41147	251-91	43110	252-123	43111
251-218	44005	251-456	41018	252-003	42007	252-124	43110
251-219	44006	251-467	44082	252-005	41151	252-125	44005
251-220	42111HD	251-468	41022	252-007	42017	252-126	42111HD
251-222	42258	251-472	42060	252-008	41035	252-128	41135
251-223	42103	251-475	41080	252-009	42012	252-129	41137
251-224	43101	251-476	41016	252-011	41051	252-130	42236
251-230	43099	251-481	42261	252-012	42324	252-134	42339
	or * 43099P	251-482	43058	252-013	41130	252-135	41052
251-231	43100	251-483	43130	252-014	41132	252-136	42216
251-233	43102	251-500	43098	252-015	41068	252-137	42059
251-235	41068		or * 42094P	252-016	41131	252-138	43054
251-236	41132	251-503	41023	252-017	42176	252-142	42237
251-237	42176	251-506	45001	252-018	42178	252-144	41153
251-239	42214	251-5131	42063	252-019	41143	252-145	43303
251-241	42153	251-514	43272	252-020	42153	252-147	42309
251-249	43154		or * 43272P	252-022	41109	252-150	41098
251-301	41082	251-515	43051	252-024	42028	252-151	42127
251-302	44003	251-516	43052	252-026	42048	252-156	41141
251-303	42054	251-517	44007	252-027	42047	252-157	43301
251-304	43025	251-518	43057	252-028	42046	252-158	41095
251-307	42028	251-521	42129	252-030	43154	252-159	41084
251-312	45003	251-522	42074	252-032	41082	252-160	43300
251-313	42089	251-523	42162	252-033	42050	252-161	42108
251-314	42084	251-525	42033	252-035	41030	252-162	41165
251-320	44064HD	251-527	42216	252-037	41029	252-163	42208
251-321	44086HD	251-529	42159	252-039	43072	252-164	42331
251-324	43002	251-530	41010	252-044	41161	252-165	41039
251-326	43050	251-531	42128	252-045	41063	252-166	42118
251-327	42058	251-532	43055	252-046	43159	252-167	41055
251-328	44027	251-535	41092	252-047	41160	252-168	42055
	or * 44027P	251-536	41001	252-048	42259	252-169	43053
251-333	43095	251-537	44035	252-049	42010	252-170	42003
251-334	41015	251-544	43099	252-053	42246	252-171	43222
251-336	42157		or * 43099P	252-061	42202	252-173	42240
251-337	42156	251-546	42095	252-062	42203	252-174	41040
251-339	43112	251-551	42091	252-064	42565	252-175	41044
251-342	42117	251-552	42083	252-065	43288	252-176	41043
251-346	43136	251-554	44036	252-066	43210	252-177	42119
251-350	43092	251-555	44038	252-067	41167	252-180	42164

Changeover Listing

Competitive No.	Gates No.	Competitive No.	Gates No.	Competitive No.	Gates No.	Competitive No.	Gates No.
ACDelco - Cont.		ACDelco - Cont.		ACDelco - Cont.		ACDelco - Cont.	
252-181	44004	252-282	42165	252-453	44069HD	252-570	41129HD
252-182	42057		or 42169	252-454	42321HD	252-571	41111HD
252-183	42147	252-283	41036	252-455	42322HD	252-572	41173HD
252-184	42173	252-284	41057	252-462	44078HD	252-573	41174HD
252-185	42018	252-285	43278	252-464	44084HD	252-574	44029
252-186	43005	252-286	43277	252-465	44094HD	252-575	44032
252-187	43087	252-288	44023	252-466	43061	252-576	43122
252-188	43082	252-289	41046	252-467	41011	252-577	43283
252-189	43056	252-290	42136	252-468	45007	252-578	43030
252-190	43297	252-291	42115	252-469	43063	252-579	43044
252-191	42004	252-294	43295	252-470	43064		or * 43044P
252-194	41149	252-295	43121	252-471	41005	252-580	43041
252-195	43004	252-296	43028	252-472	41154	252-581	43106
252-197	42212	252-298	42317	252-473	44091		or * 43106P
252-198	42086	252-299	42351HD	252-474	41110	252-582	43094
252-199	42062	252-300	43233HD	252-477	44059HD	252-583	42102HD
252-200	42064	252-301	42311HD	252-478	42137	252-584	43049
252-202	43107	252-304	44058HD	252-479	43062	252-585	43104
252-204	41181	252-305	46001HD	252-480	42066		or * 43104P
252-205	41117	252-307	43219	252-481	45007	252-586	43103
252-206	43084	252-313	43006	252-482	41014	252-587	42032
252-207	43302	252-314	42336	252-483	42334	252-589	43026
252-209	42242	252-315	42328	252-484	44009		or * 43026P
252-210	42243	252-316	42251	252-485	42068	252-590	42082
252-211	42331	252-317	41155	252-486	43068	252-591	42090
252-213	41072	252-318	43526	252-487	42096	252-592	43101
252-214	42232	252-320	42319	252-490	42106	252-593	42085
252-215	41162	252-321	42245	252-493	43083	252-595	43099
252-216	41073	252-322	42135	252-495	43039		or * 43099P
252-217	41076	252-323	42067	252-496	41003	252-596	43100
252-219	42021	252-324	44024	252-497	42168	252-597	43102
252-222	42011	252-325	43065	252-498	42035	252-598	44003
252-223	43022	252-326	42067	252-499	42340	252-599	42054
252-224	42149	252-327	42305	252-500	42171	252-600	43025
252-225	42197	252-328	42247	252-501	43163	252-601	43026
252-226	41054	252-329	41002	252-502	43164		or * 43026P
252-227	41053	252-330	43029	252-504	43166	252-602	44005
252-228	42163	252-332	43238HD	252-509	42061	252-603	42084
252-229	42132	252-333	43252	252-510	43008	252-604	44064HD
252-230	42131	252-335	43232HD	252-512	42352HD	252-605	44086HD
252-233	41041	252-336	43246HD	252-513	43069	252-606	43002
252-234	41042	252-338	45008	252-515	43086	252-607	43050
252-235	42207	252-339	41004	252-516	42065	252-608	44027
252-236	41113	252-340	43037	252-517	41013		or * 44027P
252-237	42561	252-341	45009HD	252-518	42165	252-609	43095
252-238	44022	252-342	42198		or 42169	252-610	41015
252-239	41045	252-343	42189	252-519	44048	252-611	44099
252-240	41047	252-344	41163	252-521	43291	252-612	42156
252-242	42344HD	252-345	41156	252-522	41055	252-613	43092
252-243	43305	252-346	42161	252-523	43034	252-614	43091
252-244	42023	252-347	42166	252-524	42041	252-615	42337
252-245	42553	252-348	42120	252-525	41050	252-616	41071
252-246	43513	252-349	43168	252-526	42134	252-617	43043
252-250	41075	252-360	42554	252-527	41164	252-618	42029
252-251	41103	252-363	42310	252-528	41106	252-619	42071
252-252	44047	252-365	43226HD	252-529	43216	252-620	43264
252-253	42305	252-372	44088	252-530	43290	252-621	42089
252-254	44008	252-376	42098	252-532	44049	252-622	42258
252-255	43021HD	252-379	43229HD	252-533	41048	252-623	42058
252-256	43125HD	252-387	43007	252-535	43240HD	252-624	43112
252-257	41024	252-389	43077	252-536	44055HD	252-625	42070
252-258	41025	252-392	43225HD	252-538	43067	252-626	44019
252-259	43213	252-394	43076	252-539	42254	252-627	41097
252-260	43033	252-398	42113	252-540	42250	252-628	43001
252-261	42045	252-402	43129	252-542	43131	252-629	42002
252-262	41081	252-403	42114HD	252-543	42079	252-631	44018
252-263	42167	252-405	44101HD	252-544	43279	252-632	43047
252-265	43132	252-409	43073HD	252-545	43070	252-633	41009
252-267	44085	252-415	43443HD	252-547	43171	252-634	43046
252-268	42255	252-417	43235	252-549	43254HD	252-637	41145
252-269	42335	252-422	43253HD	252-550	42068	252-638	42228
252-270	41138	252-423	44092HD	252-553	42335	252-639	42272
252-271	44034	252-427	42194	252-554	42256	252-640	44053HD
252-274	42100	252-428	44093HD	252-555	41159	252-641	42092
252-275	44006	252-430	43244	252-558	41110	252-642	42170
252-277	44012	252-432	43247HD	252-559	41128	252-643	41031
252-278	43008	252-437	43251HD	252-560	43133	252-644	41060
252-279	42005	252-439	43059HD	252-564	42103	252-645	42341

Changeover Listing

Competitive No.	Gates No.	Competitive No.	Gates No.	Competitive No.	Gates No.	Competitive No.	Gates No.
ACDelco - Cont.		ACDelco - Cont.		ACDelco - Cont.		Advance - Cont.	
252-648	41038	252-728	43117	252-859	42348	T1084	41037
252-649	41147	252-729	43113	252-861	43513	T1085	42059
252-651	41021	252-730	42068	252-864	42312	T1086	41071
252-652	42094	252-731	41027	252-865	42353	T1087	41038
252-653	42280	252-732	44045	252-866	43521	T1088	41145
252-654	44028	252-734	43128	252-867	42110	T1089	41135
252-655	41016	252-743	42562	252-868	44405	T1090	41052
252-656	42060	252-766	43168	252-869	42285	T1091	42341
252-657	41018	252-775	44043	252-870	42300	T1092	41095
252-658	41080	252-776	44056	252-871	43500	T1093	41039
252-659	42199	252-778	41142	252-872	43514	T1094	41147
252-660	41022	252-779	41028	252-873	43512	T1097	41055
252-661	43097	252-780	41101	252-874	43501	T1098	41022
252-662	42261	252-781	45002	252-875	42253	T1099	41044
252-663	43058	252-782	45005	252-876	42250	T1100	41073
252-664	43098	252-783	44045	252-877	43505	T1101	41043
	or *42094P	252-785	41125	252-879	41101	T1102	41053
252-665	43255	252-786	42192	252-880	43531	T1103	41152
252-666	43118	252-787	42172	252-881	42345	T1104	41153
252-667	41023	252-788	43140	252-882	43511	T1106	41081
252-668	42063	252-789	42138	252-883	42313	T1108	41097
252-669	43272	252-790	42307	252-884	43262	T1109	41054
	or *43272P	252-791	41078	252-885	43541	T1110	41018
252-670	43051	252-792	42318HD	252-886	41185	T1111	41141
252-671	43052	252-793	41049	252-888	43540	T1112	41016
252-672	44007	252-795	41121	252-889	43530	T1113	42208
252-673	43057		or 42081	252-891	42585	T1114	41072
252-674	43066	252-797	42316	252-892	43528	T1115	41027
252-675	42129	252-798	42297	252-893	43533	T1116	41004
252-676	42074	252-799	42293	252-894	43324	T1118	41084
252-677	42162	252-800	43503	252-895	42288	T1119	41023
252-678	42034	252-801	42281	252-896	41184	T1120	41040
252-679	42033	252-803	42569	252-897	42586	T1121	41076
252-680	43037	252-804	42141	252-898	43273	T1122	41149
252-682	42159	252-805	43267	252-900	43537	T1123	41041
252-683	41010	252-806	43266	252-902	43538	T1124	41045
252-684	42128	252-808	41058	252-903	41196	T1125	41106
252-685	43055	252-809	41127	252-904	41191	T1126	41047
252-686	41070		or ♦41127M	252-905	42144	T1127	41154
252-687	43060	252-810	41114	252-906	42408	T1128	41156
252-688	41092		or ♦41114M	252-909	43553	T1129	41002
252-689	41001	252-811	42302	252-910	43552	T1130	41005
252-690	44035	252-812	42299	252-913	43532	T1131	41070
252-692	41079	252-813	43263	252-929	41202	T1132	41137
252-693	42097	252-814	42292	Advance/ Toughone			
252-694	42095	252-816	42294	T1042	41035	T1133	41103
252-695	42080	252-817	41121	T1043	42048	T1134	41128
252-696	42059	252-818	41120	T1044	42276	T1136	41036
252-697	42091	252-819	41119	T1045	41009	T1137	41125
252-698	42083	252-820	41118	T1046	41092	T1138	43131
252-699	44036	252-821	42296	T1048	42245	T1139	41001
252-700	44038	252-822	41122	T1049	42232	T1140	41075
252-701	44037	252-824	42298	T1050	41010	T1141	41048
252-702	44034	252-825	41113	T1051	●41168	T1142	41046
252-703	44040	252-826	44082	T1052	41167	T1143	41163
252-704	43090	252-827	44081	T1053	41158	T1144	41050
252-705	45001	252-828	41124	T1055	41031	T1145	41049
252-706	41041	252-829	43271	T1056	42566	T1146	44405
252-707	41026	252-830	41115	T1057	●41082	T1147	41042
252-708	43262	252-831	43520	T1059	41068	T1148	41024
252-709	41061	252-833	42088	T1061	●41161	T1149	41138
252-710	43298	252-838	42349	T1063	41131	T1150	41078
252-711	43315	252-839	42301	T1064	41171	T1151	43502
252-713	41107	252-840	42286	T1065	41130	T1152	43531
252-714	43141	252-841	43504	T1067	●41029	T1153	41080
252-715	42142	252-842	41116	T1068	41030	T1154	41019
252-716	44100	252-843	41061	T1069	41089	T1155	41162
252-717	44100	252-844	43546	T1070	41132	T1156	41013
252-718	42284	252-845	45005	T1071	42203	T1157	41114
252-719	43114	252-846	45002	T1074	41060		or ♦41114M
252-720	44033	252-847	43502	T1075	41160	T1158	41164
252-721	41020	252-848	43547	T1077	41015	T1159	41011
252-722	44030	252-851	43522	T1079	41151	T1160	41079
252-723	41019	252-853	43518	T1081	41109	T1161	41155
252-724	45000	252-854	43506	T1082	41051	T1162	41142
252-725	41006	252-856	41179	T1083	42203	T1163	41026
252-726	43115	252-857	43549			T1164	41003
252-727	43116	252-858	43507			T1165	41115
						T1167	41065

Changeover Listing

Competitive No.	Gates No.	Competitive No.	Gates No.	Competitive No.	Gates No.	Competitive No.	Gates No.
Advance - Cont.		Advance - Cont.		Advance - Cont.		Advance - Cont.	
T1168.....	41180	T2092.....	42222	T2208.....	42298	T3043.....	43106
T1169.....	43536	T2093.....	42012	T2209.....	42584		or * 43106P
	or ♦ 43536M	T2094.....	42111HD	T2210.....	42334	T3044.....	43106
T1170.....	41124	T2095.....	42085	T2211.....	42004		or * 43106P
T1172.....	41020	T2097.....	42337	T2212.....	41181	T3046.....	43049
T1173.....	42280	T2098.....	42117	T2213.....	42240	T3048.....	43303
T1174.....	42292	T2099.....	42206	T2214.....	42212	T3051.....	43072
T1175.....	41058	T2102.....	41148	T2216.....	42299	T3053.....	42553
T1176.....	42408	T2103.....	42013	T2218.....	42261	T3055.....	43030
T1180.....	43540	T2104.....	42149	T2220.....	42005	T3056.....	43006
T1181.....	41101	T2106.....	42221	T2221.....	41028	T3058.....	43004
T1182.....	43505	T2107.....	42084	T2222.....	42066	T3060.....	43076
T1183.....	42285	T2108.....	42092	T2224.....	42137	T3061.....	43101
T1185.....	43539	T2109.....	42126	T2226.....	42315	T3066.....	43028
T1186.....	42288	T2110.....	42338	T2227.....	42170	T3067.....	43293
T1188.....	41186	T2113.....	41117	T2228.....	43140	T3069.....	43102
T1189.....	43514	T2115.....	42228	T2229.....	41116	T3071.....	43041
T1190.....	43230BH	T2117.....	42236	T2230.....	42142	T3072.....	43107
T1193.....	41006	T2118.....	42127	T2231.....	42156	T3073.....	43264
T1194.....	42583	T2119.....	42014	T2232.....	43532	T3077.....	43210
T1195.....	41202	T2121.....	42230	T2233.....	42135	T3078.....	43044
T1196.....	41201	T2122.....	42090	T2234.....	42281		or * 43044P
T1198.....	42022	T2124.....	42089	T2236.....	42250	T3081.....	43046
T1199.....	41113	T2126.....	42033	T2237.....	42254	T3082.....	43043
T1200.....	43503	T2127.....	42216	T2238.....	42316	T3083.....	43290
T1202.....	41127	T2128.....	42058	T2239.....	42297	T3084.....	43295
	or ♦ 41127M	T2129.....	42029	T2240.....	42302	T3085.....	43100
T1203.....	41190	T2132.....	42242	T2243.....	43555	T3087.....	43002
T1204.....	41096	T2135.....	42083	T2245.....	41012	T3089.....	43050
	or ♦ 41096M	T2136.....	41165	T2246.....	42577	T3091.....	43058
T1205.....	42586	T2140.....	42062	T2247.....	42134	T3093.....	43033
T1206.....	41191	T2142.....	42096	T2248.....	43216	T3096.....	43026
T1207.....	43521	T2145.....	42258	T2249.....	42349		or * 43026P
T1210.....	41061	T2146.....	42237	T2250.....	42300	T3097.....	43026
T1211.....	41107	T2147.....	41098	T2251.....	42345		or * 43026P
T1214.....	41066	T2148.....	42074	T2252.....	43507	T3101.....	43272
T1218.....	41017	T2149.....	42243	T2253.....	42570		or * 43272P
T1219.....	42144	T2151.....	42094	T2254.....	42207	T3102.....	43272
T1220.....	41194	T2152.....	42164	T2255.....	42293		or * 43272P
T1221.....	41195	T2153.....	42305	T2257.....	42313	T3103.....	43056
T1222.....	42144	T2154.....	42018	T2258.....	42286	T3104.....	43115
T1223.....	43520	T2155.....	42016	T2259.....	43511	T3106.....	43082
T1224.....	41077	T2157.....	42023	T2260.....	43549	T3107.....	43062
T1225.....	42220	T2158.....	42011	T2261.....	43533	T3108.....	43262
T1226.....	41193	T2159.....	42157	T2262.....	42348	T3109.....	43099
T1228.....	41110	T2160.....	42060	T2263.....	42041		or * 43099P
T1229.....	42253	T2163.....	42336	T2264.....	41187	T3110.....	43099
T1230.....	41120	T2164.....	42136	T2265.....	43534		or * 43099P
T1231.....	41122	T2170.....	42034	T2267.....	43526	T3112.....	43300
T1232.....	43520	T2171.....	42118	T2268.....	43513	T3113.....	43114
T1233.....	41179	T2172.....	42330	T2269.....	42097	T3114.....	43114
T1234.....	43512	T2173.....	42339	T2270.....	42260	T3115.....	43057
T1235.....	43530	T2174.....	42161	T2271.....	42199	T3116.....	43057
T1236.....	41014	T2175.....	42247	T2273.....	42312	T3117.....	43164
T1237.....	41033	T2176.....	42256	T2274.....	43506	T3118.....	43166
T1238.....	41118	T2177.....	42141	T2276.....	42340	T3119.....	43298
T1241.....	41196	T2178.....	42095	T2277.....	42301	T3120.....	42255
T1242.....	41197	T2179.....	42159	T2278.....	42289	T3121.....	43118
T1243.....	43500	T2180.....	42181	T2279.....	42015	T3123.....	43067
T2050.....	42197	T2183.....	42131	T2280.....	42027	T3124.....	43553
T2051.....	42098	T2184.....	42063	T2281.....	42283	T3125.....	43070
T2052.....	42324	T2185.....	42035	T2284.....	43273	T3126.....	43535
T2056.....	42050	T2186.....	42165	T2285.....	43527	T3127.....	42025
T2060.....	42100		or 42169	T2287.....	42585	T3128.....	43552
T2061.....	42055	T2187.....	42171	T2288.....	42283	T3130.....	43538
T2063.....	42017	T2188.....	42128	T2290.....	42168	T3131.....	43315
T2065.....	42224	T2189.....	42108	T2291.....	43542	T3133.....	43104
T2067.....	42086	T2192.....	43213	T2292.....	42571		or * 43104P
T2070.....	42082	T2193.....	42319	T2293.....	42588	T3134.....	43104
T2073.....	42223	T2195.....	42067	T2294.....	42291		or * 43104P
T2080.....	42007	T2196.....	42120	T2296.....	43544	T3135.....	43301
T2082.....	42246	T2198.....	42189	T2297.....	42353	T3136.....	43168
T2086.....	41146	T2200.....	42284	T2300.....	42290	T3138.....	43255
T2087.....	42259	T2201.....	42163	T2302.....	42031	T4030.....	42176
T2088.....	42046	T2204.....	42129	T2304.....	41184	T4033.....	43025
T2089.....	42047	T2205.....	42147	T2305.....	42036	T4036.....	44091
T2090.....	42054	T2206.....	42166	T2306.....	43080	T4037.....	42064
T2091.....	42028	T2207.....	42167	T2310.....	43316	T4038.....	42328

* High Performance Pump. ♦ Construction Alternative. ● Not Exact Duplicate.

Changeover Listing

Competitive No.	Gates No.	Competitive No.	Gates No.	Competitive No.	Gates No.	Competitive No.	Gates No.		
Advance - Cont.		Advance - Cont.		Advance - Cont.		AirTex - Cont.			
T4039	42198	T4166	43165	T5097	44045	AW2043	43059HD		
T4040	42138	T4167	43060	T5100	44082	AW2044	44055HD		
T4061	42061	T4168	43068	T5101	44081	AW2046	43240HD		
T4062	43122	T4169	43090	T5102	44085	AW2047	42352HD		
T4063	43110	T4170	43034	T5103	43543	AW2048	44093HD		
T4067	43121	T4171	43518	T5104	43528	AW2050	43244		
T4068	43005	T4172	43010	T5105	44050	AW2052	43246HD		
T4069	43111	T4173	43547	T6050	45003	AW2053	43247HD		
T4070	43283	T4174	43133	T6056	43501	AW2058	43251HD		
T4071	43008	T4175	42294	T6057	45011	AW2059	43252		
T4073	43007	T4176	43522	T7049	45002	AW2060	44078HD		
T4074	43109	T4177	43132	T7050	45007	AW2062	44084HD		
T4075	42214	T4178	42307	T7052	45005	AW2063	44094HD		
T4076	42057	T4180	43323	T7053	45010	AW2064	41173HD		
T4078	42032	T4181	43217	T7065	45013WT	AW2065	41174HD		
T4079	43000	T4183	43063	T8050	44033	AW2068	43254HD		
T4082	41143	T4184	43069	AirTex				AW2080	43299
T4083	43159	T4186	43324	AW1002	44027	AW2090	44052HD		
T4085	43154	T4187	43013		or * 44027P	AW2091	43307HD		
T4086	42202	T4188	43064	AW1002H	44027P	AW2092	44066HD		
T4088	42272	T4189	43541		or ♦ 44027	AW2093	44054HD		
T4089	43112	T4190	43279	AW1012	41109	AW2096	41111HD		
T4090	43304	T4191	43263	AW1018	43094	AW2128	41185		
T4092	42070	T4193	42580	AW1021	43008	AW3401	43002		
T4095	42071	T4194	42574	AW1028	43049	AW3402	43001		
T4096	42000	T4196	43504	AW1040	42032	AW3403	43001		
T4097	43001	T4197	43291	AW1042	43154	AW3404	42000		
T4098	43095	T4198	43537	AW1044	42055	AW3405	43200		
T4099	43047	T4199	42296	AW1045	43109	AW3412	42004		
T4101	43184	T4200	41121	AW1052	43077	AW3413	42002		
T4102	43019		or 42081	AW1053	43026	AW3414	42003		
T4103	43091	T4201	42192		or * 43026P	AW3702	42114HD		
T4104	43136	T4202	42065	AW1058	42102HD	AW3703	42317		
T4105	43200	T4203	43504	AW1061	42246	AW3704	43443HD		
T4106	43092	T4204	41121	AW1070	43076	AW3705	44053HD		
T4108	43094	T4205	41185	AW1074	42344HD	AW3707	44101HD		
T4110	42178	T4206	42080	AW1075	44004	AW3710	44058HD		
T4111	42003	T4207	42079	AW1077	43000	AW3712	44059HD		
T4118	43098	T4208	41119	AW1082	44005	AW3713	42318HD		
	or * 42094P	T5050	42552	AW1083	44012	AW3716	43545HD		
T4119	43098	T5051	44088	AW1088	42103	AW3717	43325HD		
	or * 42094P	T5052	43129	AW1093	45008	AW4001	43058		
T4121	43297	T5053	44032	AW1094	44006	AW4002	42054		
T4123	43113	T5054	44005	AW1099	42111HD	AW4003	41082		
T4124	42091	T5056	44004	AW1100	43107	AW4011	43042HD		
T4125	43054	T5058	44006	AW1107	42085	AW4014	43050		
T4128	43037	T5061	44029	AW1109	43101	AW4016	43043		
T4129	42309	T5062	43103	AW1110	42086	AW4017	42060		
T4130	43055	T5063	44028	AW1114	44003	AW4018	44018		
T4131	43161	T5064	44023	AW1120	43100	AW4020N	43047		
T4132	43302	T5065	44003	AW1121	43099	AW4022	41009		
T4133	43066	T5066	44007		or * 43099P	AW4023	43046		
T4134	42188	T5067	44023	AW1121H	43099P	AW4024	43264		
T4135	42194	T5068	44035		or ♦ 43099	AW4030N	42070		
T4136	43116	T5069	44099	AW1126	42113	AW4033	42057		
T4137	43052	T5072	44053HD	AW1127	41051	AW4034	43051		
T4138	43305	T5073	44022	AW1137	42090	AW4035	43053		
T4139	42021	T5074	44040	AW1641	42800	AW4037	44019		
T4140	43051	T5075	44047	AW2000	44064HD	AW4038	43272		
T4141	43087	T5076	44048	AW2001	44086HD		or * 43272P		
T4142	42132	T5077	44100	AW2004	43225HD		or ♦ 43272		
T4143	42002	T5078	44036	AW2006	43226HD	AW4039	43052		
T4145	42115	T5079	44038	AW2016	42310	AW4040	42058		
T4146	43117	T5081	44009	AW2018	43229HD	AW4041	41010		
T4147	43277	T5082	43022	AW2019	43232HD	AW4042	43054		
T4149	43061	T5083	44027	AW2020	43233HD	AW4044	43057		
T4150	43065		or * 44027P	AW2021	41129HD	AW4048	44007		
T4151	43278	T5084	44027	AW2022	44069HD	AW4049	42128		
T4154	43141		or * 44027P	AW2023	42311HD	AW4050	43056		
T4155	43163	T5086	44037	AW2026	42321HD	AW4051	43055		
T4156	42251	T5087	44024	AW2027	42322HD	AW4052	43058		
T4157	42119	T5088	44049	AW2029	43253HD	AW4053	42129		
T4158	42335	T5089	44042	AW2032	44092HD	AW4054	42060		
T4161	43262	T5090	44030	AW2034	46001HD	AW4055	43082		
T4162	43171	T5093	44043	AW2035	45009HD	AW4056	41092		
T4163	42172	T5094	43546	AW2041	42351HD	AW4057	43066		
T4164	42584	T5095	44056	AW2042	43238HD	AW4059	42074		
T4165	43271	T5096	44089						

Changeover Listing

Competitive No.	Gates No.	Competitive No.	Gates No.	Competitive No.	Gates No.	Competitive No.	Gates No.
AirTex - Cont.		AirTex - Cont.		AirTex - Cont.		AirTex - Cont.	
AW4060.....	43060	AW5023.....	44033	AW6051.....	42584	AW7103H.....	43026P
AW4061.....	43087	AW5028.....	43112	AW6053.....	● 43273	or ◆ 43026	
AW4062.....	43084	AW5029.....	41084	AW6056.....	41196	AW7105.....	41143
AW4065.....	42062	AW5030.....	42089	AW6058.....	43541	AW7108.....	42157
AW4066.....	42064	AW5031.....	41052	AW6075.....	43553	AW7110.....	42029
AW4068.....	42131	AW5032.....	41019	AW6076.....	42583	AW7114.....	42159
AW4069.....	42063	AW5033.....	41020	AW6116.....	42408	AW7115.....	42156
AW4071.....	43021HD	AW5035.....	43116	AW6142.....	43552	AW7116.....	42153
AW4072.....	43125HD	AW5036.....	41022	AW6143.....	44050	AW7117.....	43304
AW4074.....	43083	AW5037.....	43113	AW6144.....	42574	AW7120.....	42216
AW4077.....	44022	AW5038.....	44030	AW6145.....	43539	AW7121.....	42162
AW4078.....	42135	AW5040.....	42094	AW6146.....	41194	AW7122.....	42033
AW4079.....	44008	AW5041.....	42091	AW6149.....	42585	AW7124.....	42173
AW4081.....	44023	AW5043.....	41023	AW6151.....	45051HD	AW7126.....	41001
AW4083.....	42071	AW5045.....	41018	AW6154.....	42288	AW7127.....	42034
AW4085.....	42067	AW5048.....	42284	AW6155.....	42283	AW7128.....	43033
AW4086.....	44024	AW5049.....	43114	AW6156.....	41187	AW7129.....	42167
AW4087.....	43065	AW5049H.....	43114	AW6157.....	42025	AW713.....	42554
AW4088.....	42067	AW5050N.....	42095	AW6158.....	43526	AW7132.....	43039
AW4089.....	43061	AW5051.....	43115	AW6159.....	42577	AW7135.....	42165
AW4090.....	43062	AW5054.....	41024	AW6160.....	42570	or 42169	
AW4091.....	● 41011	AW5055.....	41025	AW6169.....	44020	AW7136.....	42005
AW4093.....	42066	AW5056.....	44040	AW6184.....	41017	AW7140.....	41002
AW4094.....	43063	AW5057.....	41080	AW6189.....	42588	AW7141.....	41004
AW4095.....	43064	AW5058.....	42212	AW6197.....	42290	AW7145.....	41181
AW4096.....	45007	AW5059.....	42106	AW6198.....	43520	AW7147.....	42165
AW4097.....	41014	AW5060.....	43130	AW6211.....	41517E	or 42169	
AW4098.....	42334	AW5061.....	44034	AW6212.....	41180	AW7148.....	42166
AW4099.....	44009	AW5062.....	44100	AW6215.....	42289	AW7150.....	41003
AW4101.....	43068	AW5063.....	44035	AW6216.....	43521	AW7151.....	41005
AW4102.....	43069	AW5064.....	41027	AW6217.....	42015	AW7153.....	42035
AW4103.....	43067	AW5066.....	44036	AW6218.....	41195	AW7156.....	41006
AW4105.....	43070	AW5067.....	42096	AW6219.....	41188	AW7158.....	41070
AW4106.....	● 43131	AW5068.....	44037	AW6220.....	42144	AW7159.....	43037
AW4107.....	42315	AW5069.....	44038	AW6221.....	41077	AW7160.....	43034
AW4108.....	43279	AW5070.....	43117	AW6222.....	42291	AW7161.....	42041
AW4109.....	42079	AW5072.....	41026	AW6223.....	41197	AW7162.....	41079
AW4110.....	43504	AW5073.....	43118	AW6229.....	42110	AW7163.....	43263
AW4112.....	43086	AW5074.....	44042	AW6231.....	41202	AW7164.....	42293
AW4113.....	42065	AW5075.....	42097	AW6232.....	41201	AW7165.....	42292
AW4114.....	43546	AW5076.....	41028	AW6233.....	42220	AW7167.....	43500
AW4115.....	41013	AW5077.....	43315	AW6238.....	42027	AW7168.....	43501
AW4118.....	43090	AW5078.....	45001	AW6239.....	42022	AW7169.....	43547
AW4119.....	42080	AW5079.....	41142	AW6241.....	43323	AW7170.....	43543
AW4121.....	41121	AW5081.....	45002	AW6242.....	41193	AW7173.....	43026
or 42081		AW5084.....	45003	AW6244.....	41066	or * 43026P	
AW4122.....	42068	AW5085.....	44043	AW6249.....	41194	AW723.....	42552
AW4123.....	42294	AW5086.....	44056	AW6250.....	41083	AW725.....	42098
AW4124.....	43503	AW5087.....	45005	AW6252.....	42031	AW770.....	42563
AW4125.....	41121	AW5089.....	44045	AW6338.....	43535	AW777.....	42562
AW4126.....	41120	AW5090.....	44089	AW6341.....	43559	AW819.....	43072
AW4127.....	41119	AW5092.....	42296	AW6350.....	42036	AW821.....	43121
AW4128.....	41118	AW5094.....	42569	AW6351.....	41033	AW843.....	43005
AW4129.....	43013	AW5097.....	41122	AW655.....	43235	AW850.....	43122
AW4130.....	43504	AW5098.....	42349	AW6651.....	41198	AW851.....	44032
AW4132.....	● 43505	AW5099.....	41101	AW6653.....	43557	AW855.....	43110
AW4133.....	41185	AW5103.....	43530	AW6664.....	41501E	AW861.....	44029
AW5000.....	42083	AW5104.....	45006	AW6665.....	41502E	AW872.....	43073HD
AW5000P.....	42084	AW52.....	43004	AW6666.....	41503E	AW879.....	42061
AW5001.....	43092	AW563.....	43128	AW6667.....	41507E	AW891.....	41168
AW5003.....	43103	AW6001.....	● 43534	AW6668.....	41508E	AW895.....	42082
AW5004.....	43091	AW6002.....	41085	AW6669.....	41511E	AW896.....	43283
AW5006.....	43095	AW6006.....	43422	AW6670.....	41512E	AW898.....	43106
AW5007.....	41015	AW6007.....	43324	AW6671.....	41513E	or * 43106P	
AW5008.....	44099	AW6009.....	45010	AW6672.....	41506E	AW898H.....	43106P
AW5009.....	42117	AW6010.....	43542	AW6673.....	41505E	or ◆ 43106	
AW5010.....	44028	AW6018.....	42260	AW6674.....	41515E	AW9003.....	42047
AW5014P.....	43097	AW6020.....	42586	AW6675.....	41514E	AW9005.....	42224
AW5015.....	42088	AW6022.....	41190	AW6681.....	41504E	AW9008.....	42176
AW5016.....	43098	AW6023.....	43316	AW6682.....	41500E	AW9009.....	41130
or * 42094P		AW6030.....	41012	AW6689.....	● 45004WT	AW9010.....	41068
AW5016H.....	42094P	AW6037.....	43528	AW6690.....	41064	AW9011.....	41132
or ◆ 43098		AW6038.....	● 42144	AW6692.....	41091	AW9012.....	42214
AW5017.....	41016	AW6046.....	43540	AW670.....	42562	AW9013.....	41158
AW5018.....	43112	AW6047.....	43538	AW7100.....	43025	AW9014.....	42202
AW5019.....	43129	AW6048.....	42580	AW7101.....	42028	AW9015.....	42221
AW5020.....	41021	AW6049.....	42571	AW7103.....	43026	AW9017.....	42337
AW5022.....	42092	AW6050.....	41191	or * 43026P		AW9018.....	42222

* High Performance Pump. ◆ Construction Alternative. ● Not Exact Duplicate.

Changeover Listing

Competitive No.	Gates No.	Competitive No.	Gates No.	Competitive No.	Gates No.	Competitive No.	Gates No.
AirTex - Cont.		AirTex - Cont.		AirTex - Cont.		AirTex - Cont.	
AW9025	42203	AW9161	42208	AW9274	41156	AW9402	41078
AW9026	41131	AW9162	41076	AW9275	41036	AW9403	43506
AW9027	42223	AW9163	42011	AW9276	43278	AW9405	41124
AW9031	42178	AW9164	43019	AW9278	42120	AW9406	42253
AW9034	41031	AW9165	43022	AW9279	41154	AW9410	42348
AW9035	41030	AW9166	42132	AW9280	44091	AW9411	43271
AW9039N	41171	AW9167	41072	AW9285	41110	AW9414	41179
AW9040N	42230	AW9168	42164	AW9288	44048	AW9415	● 43549
AW9041	41071	AW9170	42565	AW9289	41050	AW9416	43511
AW9043N	41029	AW9171	41152	AW9290	42305	AW9417	● 42313
AW9044	41134	AW9172	41160	AW9291	42247	AW9419	41115
AW9045	41145	AW9175	43161	AW9293	43291	AW9421	43514
AW9046	42228	AW9176	43159	AW9299	41161	AW9426	43520
AW9048	42338	AW9177	42259	AW9302	43314	AW9427	● 43512
AW9049	42272	AW9178	41063	AW9304	42335	AW9429	43217
AW9050	41060	AW9179	42324	AW9305	42134	AW9434	42312
AW9052	42341	AW918	43029	AW9306	42340	AW9437	43509
AW9056	41037	AW9180	42566	AW9307	42199	AW9440	43165
AW9057	41097	AW9186	42010	AW9309	41164	AW9444	42250
AW9058	42181	AW9189	43210	AW9310	42171	AW9446	42345
AW9060	42126	AW919	43030	AW9311	43163	AW9448	● 43533
AW9063	41135	AW9190	42567	AW9312	43164	AW9450	43140
AW9065	42261	AW9193	43184	AW9313	43163	AW9456	41066
AW9066	42258	AW9195	42149	AW9314	43166	AW9459	43502
AW9067	42059	AW9200	41148	AW9315	43168	AW9460	42168
AW9068	42309	AW9201	42232	AW9318	42137	AW9461	43544
AW9069	41038	AW9202	43302	AW932	43041	AW9462	42301
AW907	42553	AW9203	42048	AW9320	42256	AW9465	43518
AW9071	41151	AW9205	43222	AW9321	41106	AW9466	43262
AW9074	41137	AW9206	41162	AW9324	42250	AW9468	44405
AW9075	42236	AW9207	41073	AW9325	42254	AW9470	41184
AW9076	42237	AW9209	41042	AW9328	41116	AW9471	41186
AW9077	42276	AW9212	42163	AW9333	43216	AW9472	43527
AW9078	43288	AW9213	41138	AW9337	43290	AW9473	43507
AW908	43006	AW9214	41075	AW9338	43255	AW9474	43535
AW9080	41165	AW9215	43513	AW9339	41110	AW9475	42579
AW9082	42007	AW9216	43213	AW934	43028	AW9476	44085
AW9083	41039	AW9218	44047	AW9340	41128	AW9477	42286
AW9084	42046	AW9219	43132	AW9342	41113	AW9488	43537
AW9086	41146	AW9220	41053	AW9343	43267	AW9489	● 43230BH
AW9087	42331	AW9221	41054	AW9344	43266	AW9495	42353
AW9092	41147	AW9222	42194	AW9346	43298	AW953	43044
AW9093	42206	AW9223	42207	AW9347	41103		or * 43044P
AW9094	41089	AW9224	41041	AW9348	44049	AW953H	43044P
AW9097	42108	AW9227	42561	AW9349	41049		or ◆ 43044
AW9098	41149	AW9228	42147	AW9351	43171	AW966	42050
AW9099	42240	AW9230	43303	AW9352	41048	AW971	43111
AW9100	41098	AW9231	43297	AW9353	41061	AW975	43102
AW9104	43300	AW9234	42023	AW9354	43133	AW981	44088
AW9105	42118	AW9236	43277	AW9359	42170	AW984	43104
AW9106	41055	AW9237	41081	AW9360	42280		or * 43104P
AW9107	42197	AW9238	42045	AW9362	42298	AW984H	43104P
AW9108	41141	AW9239	42188	AW9364	41107		or ◆ 43104
AW9111	42127	AW9242	43219	AW9365	42297	AW986	43007
AW9114	41133	AW9245	43295	AW9367	41125	AW988	41167
AW9115	41095	AW9247	42568		or 41159	AWE4120	41518E
AW9117	42016	AW9250	41045	AW9368	43141		
AW9119	42014	AW9251	41047	AW9369	43522		
AW9120	42018	AW9252	43305	AW9371	42142		
AW9122	41035	AW9254	42328	AW9374	42281		
AW9128	42021	AW9255	42336	AW9375	41058		
AW9129	41043	AW9256	42255	AW9376	41101		
AW9130	41040	AW9257	44085	AW9377	41127		
AW9131	41044	AW9258	42305		or ◆ 41127M		
AW9132	43136	AW9259	42136	AW9378	41114		
AW9133	42119	AW9260	42115		or ◆ 41114M		
AW9140	42330	AW9261	41057	AW9379	44082		
AW9141	42339	AW9262	41155	AW9382	43531		
AW9142	42242	AW9263	42161	AW9383	42316		
AW9143	42305	AW9264	42198	AW9385	42285		
AW9145	42243	AW9266	42141	AW9388	42192		
AW9147	43293	AW9268	42189	AW9389	42172		
AW9149	42012	AW9269	42251	AW9390	43140		
AW9150	41153	AW927	42100	AW9393	42302		
AW9152	42013	AW9270	41163	AW9394	42138		
AW9153	42017	AW9271	42319	AW9395	42307		
AW9154	41117	AW9272	42245	AW9399	42300		
AW9155	43301	AW9273	41046	AW9401	42299		

Aisin	
WPF012	42203
WPH034	41106
WPH040	41103
WPH044	41115
WPH801	41184
WPT010	42240
WPT032	42247
WPT048	42254
WPT057	42340
WPT068	41098
WPT100	42250
WPT106	41101
WPT107	41149
WPT110	42255
WPT116	42307
WPT137	44050
WPT140	41201
WPT190	41500E
WPT191	41517E
WPT800	44085

Changeover Listing

Competitive No.	Gates No.	Competitive No.	Gates No.	Competitive No.	Gates No.	Competitive No.	Gates No.
Aisin - Cont.		ASC Industries - Cont.		ASC Industries - Cont.		ASC Industries - Cont.	
WPT803.....	43538	WP-2190.....	41197	WP-4027.....	43540	WP-557.....	42202
WPT804.....	42290	WP-2196.....	42220	WP-404.....	42055	WP-558.....	42221
WPTK010.....	42240BH	WP-2200.....	43554HD	WP-411.....	43102	WP-560.....	42084
WVPV800.....	41110	WP-2218.....	45011	WP-413.....	43044	WP-561.....	43092
WVPV801.....	41128	WP-2224.....	41194	WP-413HDA.....	or * 43044P	WP-562.....	42223
WVPV803.....	43531	WP-2227.....	43556		43044P	WP-564.....	43103
WPZ022.....	41116	WP-2234.....	42027		or ♦ 43044	WP-565.....	43091
ASC Industries		WP-2235.....	42022	WP-424.....	43111	WP-566.....	42058
WP-1000.....	43004	WP-2236.....	42174	WP-431.....	42246	WP-568.....	42222
WP-1017.....	43278	WP-2237.....	43323	WP-437.....	43007	WP-571.....	43050
WP-1034.....	43184	WP-2238.....	43553	WP-438.....	41109	WP-572.....	43264
WP-1050.....	44034	WP-2248.....	43535	WP-442.....	44027	WP-573.....	42337
WP-1051.....	43083	WP-2249.....	41083		or * 44027P	WP-576.....	41029
WP-1052.....	42106	WP-225.....	42344HD	WP-442HD.....	44027P	WP-577.....	42178
WP-1054.....	43130	WP-2251.....	42031		or ♦ 44027	WP-578.....	41131
WP-1056.....	43039	WP-2253.....	43559	WP-445.....	43008	WP-580.....	42203
WP-1075.....	42010	WP-2254.....	44062HD	WP-450.....	43094	WP-582.....	42203
WP-1084.....	42046	WP-2258.....	45054HD	WP-451.....	43109	WP-583.....	42000
WP-1085.....	42048	WP-2279.....	44012	WP-455.....	43100	WP-584.....	43001
WP-1088.....	42007	WP-2281.....	41201	WP-455HD.....	43272P	WP-587.....	41016
WP-1091.....	42047	WP-2330.....	41198		or ♦ 43272	WP-588.....	41015
WP-1092.....	43019	WP-2340.....	42146HD	WP-458.....	43049	WP-590.....	43097
WP-1103.....	41190	WP-2375.....	41086	WP-459.....	44003	WP-592.....	44028
WP-1106.....	45010		or 41086BH	WP-460.....	42111HD	WP-593.....	42117
WP-1107.....	43542	WP-2376.....	41086	WP-461.....	43104	WP-594.....	43095
WP-1878.....	41180		or 41086BH		or * 43104P	WP-595.....	43098
WP-1901.....	42408	WP-2377.....	41064	WP-461HD.....	43104P		or * 42094P
WP-1902.....	41017	WP-2378.....	41085		or ♦ 43104	WP-595HDA.....	42094P
WP-1968.....	45053HD	WP-2380.....	41501E	WP-464.....	43026		or ♦ 43098
WP-1969.....	45050HD	WP-2381.....	41502E		or * 43026P	WP-597.....	42088
WP-1974.....	41012	WP-2382.....	41503E	WP-466.....	42032	WP-598.....	44099
WP-1978.....	41096	WP-2383.....	41507E	WP-473.....	42086	WP-599.....	42029
	or ♦ 41096M	WP-2384.....	41508E	WP-478.....	43000	WP-601.....	41071
WP-1981.....	43528	WP-2385.....	41511E	WP-479.....	42258	WP-602.....	42156
WP-1982.....	42144	WP-2386.....	41512E	WP-482.....	43076	WP-603.....	42157
WP-1983.....	43316	WP-2387.....	41513E	WP-485.....	42090	WP-604.....	42060
WP-1985.....	43532	WP-2388.....	41506E	WP-486.....	43107	WP-605.....	43046
WP-1986.....	42110	WP-2389.....	41505E	WP-487.....	42085	WP-606.....	43043
WP-2058.....	41196	WP-2390.....	41515E	WP-488.....	42103	WP-608.....	43047
WP-2059.....	42260	WP-2391.....	41514E	WP-489.....	42100	WP-609.....	44019
WP-2061.....	42586	WP-2397.....	41504E	WP-490.....	43101	WP-610.....	41009
WP-2064.....	43538	WP-2398.....	41500E	WP-493.....	42057	WP-612.....	41031
WP-2065.....	42414	WP-2407.....	43422	WP-494.....	42070	WP-613.....	41038
WP-2066.....	42274	WP-2445.....	41517E	WP-495.....	42071	WP-614.....	41037
WP-2067.....	41191	WP-245.....	42552	WP-500.....	42214	WP-616.....	41145
WP-207.....	42102HD	WP-2458.....	42354	WP-504.....	41167	WP-617.....	42228
WP-208.....	43128	WP-2464.....	43558	WP-505.....	41132	WP-618.....	41171
WP-2083.....	43553	WP2466.....	42262	WP-506.....	42324	WP-619.....	42230
WP-2090.....	43325HD	WP-2468.....	43557	WP-507.....	41068	WP-620.....	42272
WP-2091.....	44050	WP-2470.....	42024	WP-508.....	41130	WP-621.....	42092
WP-2092.....	42574	WP2470.....	● 45004WVT	WP-510.....	44004	WP-622.....	42089
WP-2093.....	43539	WP-248.....	43029	WP-511.....	42176	WP-623.....	42083
WP-2094.....	41194	WP-261.....	42554	WP-512.....	44005	WP-624.....	41019
WP-2097.....	42585	WP-278.....	42317	WP-514.....	42153	WP-625.....	41020
WP-2099.....	44051HD	WP-295.....	43030	WP-517.....	44012	WP-626.....	41021
WP-2100.....	45051HD	WP-308.....	43028	WP-518.....	44006	WP-627.....	44033
WP-2114.....	42289	WP-322.....	42098	WP-520.....	43099	WP-630.....	43112
WP-2117.....	42015	WP-336.....	42553		or * 43099P	WP-631.....	41022
WP-2118.....	41195	WP-345.....	43283	WP-520HD.....	43099P	WP-632.....	43113
WP-2119.....	42588	WP-350.....	42061		or ♦ 43099	WP-634.....	42094
WP-2120.....	41188	WP-352.....	43072	WP-525.....	42224	WP-635.....	43116
WP-2121.....	42144	WP-366.....	44088	WP-528.....	41158	WP-636.....	42091
WP-2122.....	42288	WP-368.....	42050	WP-529.....	41051	WP-637.....	41097
WP-2124.....	43262	WP-373.....	43106	WP-531.....	41168	WP-638.....	41052
WP-2136.....	41187		or * 43106P	WP-533.....	45008	WP-639.....	41084
WP-2137.....	42290	WP-373HD.....	43106P	WP-536.....	42054	WP-641.....	43058
WP-2138.....	42582		or ♦ 43106	WP-537.....	42113	WP-642.....	42128
WP-2139.....	42025	WP-373HDA.....	43266	WP-538.....	43002	WP-644.....	43055
WP-2140.....	43520	WP-375.....	44029	WP-540.....	41082	WP-645.....	43272
WP-2141.....	41176HD	WP-381.....	43122	WP-545.....	43154		or * 43272P
WP-2142.....	43552	WP-382.....	43110	WP-546.....	43025	WP-645HDA.....	43272P
WP-2143.....	42577	WP-384.....	43121		43026		or ♦ 43272
WP-2144.....	42570	WP-386.....	42082		or * 43026P	WP-646.....	43051
WP-2149.....	41066	WP-386HDA.....	43277	WP-547HDA.....	43026P	WP-647.....	41010
WP-2150.....	41156	WP-397.....	44032		or ♦ 43026	WP-649.....	43053
WP-2151.....	42291	WP-398.....	43005	WP-549.....	42028	WP-651.....	43056
WP-2156.....	41202	WP-399.....	43041	WP-550.....	41143	WP-652.....	42129
		WP-402.....	43006	WP-553.....	45003	WP-653.....	43052

* High Performance Pump. ♦ Construction Alternative. ● Not Exact Duplicate.

Changeover Listing

Competitive No.	Gates No.	Competitive No.	Gates No.	Competitive No.	Gates No.	Competitive No.	Gates No.
ASC Industries - Cont.		ASC Industries - Cont.		ASC Industries - Cont.		ASC Industries - Cont.	
WP-654.....	43054	WP-781.....	42305	WP-898.....	41163	WP-9113.....	41161
WP-656.....	44007	WP-782.....	42330	WP-899.....	41004	WP-9114.....	42561
WP-657.....	43057	WP-783.....	41149	WP-9000.....	44035	WP-9118.....	41117
WP-659.....	44018	WP-784.....	42339	WP-9001.....	44036	WP-9119.....	43216
WP-661.....	42159	WP-785.....	41148	WP-9002.....	44037	WP-9120.....	41048
WP-662.....	42162	WP-786.....	42242	WP-9003.....	44038	WP-9121.....	41050
WP-662WJ.....	43551	WP-787.....	42243	WP-9008.....	42352HD	WP-9122.....	41164
WP-663.....	42108	WP-789.....	42240	WP-9010.....	41103	WP-9124.....	42165
WP-664.....	43550	WP-792.....	43301	WP-9013.....	42161		or 42169
WP-665.....	42341	WP-795.....	41152	WP-9014.....	43277	WP-9125.....	44024
WP-666.....	41095	WP-798.....	42013	WP-9015.....	42021	WP-9126.....	43034
WP-667.....	43304	WP-799.....	42012	WP-9016.....	42097	WP-9127.....	42315
WP-668.....	42059	WP-800.....	42017	WP-9017.....	41028	WP-9128.....	43546
WP-669.....	41030	WP-801.....	42018	WP-9018.....	41026	WP-9129.....	44043
WP-671.....	41039	WP-802.....	42016	WP-9019.....	43118	WP-9130.....	44056
WP-672.....	43136	WP-803.....	42014	WP-9020.....	43315	WP-9131.....	41070
WP-674.....	41060	WP-806.....	43161	WP-9021.....	44042	WP-9132.....	41079
WP-675.....	42126	WP-807.....	42149	WP-9022.....	42035	WP-9135.....	43255
WP-677.....	43200	WP-809.....	41160	WP-9023.....	41005	WP-9136.....	41049
WP-681.....	41141	WP-810.....	43302	WP-9024.....	41003	WP-9137.....	41061
WP-682.....	41165	WP-811.....	43297	WP-9025.....	42168	WP-9138.....	42170
WP-683.....	42208	WP-812.....	43303	WP-9026.....	41081	WP-9139.....	41107
WP-685.....	42237	WP-813.....	43159	WP-9027.....	42045	WP-9140.....	43141
WP-686.....	41147	WP-814.....	42197	WP-9029.....	42166	WP-9141.....	43298
WP-687.....	42338	WP-815.....	41153	WP-9031.....	43061	WP-9142.....	42142
WP-688.....	42236	WP-821.....	43293	WP-9032.....	43062	WP-9143.....	43090
WP-690.....	41098	WP-822.....	42276	WP-9033.....	43065	WP-9144.....	42080
WP-691.....	42331	WP-825.....	42212	WP-9035.....	41011	WP-9146.....	44091
WP-692.....	41135	WP-826.....	42212	WP-9036.....	42067	WP-9147.....	42189
WP-693.....	42181	WP-833.....	42131	WP-9037.....	42334	WP-9148.....	44048
WP-694.....	41137	WP-834.....	43066	WP-9038.....	43063	WP-9150.....	43291
WP-695.....	43300	WP-835.....	42062	WP-9039.....	43084	WP-9151.....	42335
WP-697.....	41146	WP-836.....	42064	WP-9043.....	42066	WP-9152.....	42250
WP-698.....	43210	WP-837.....	42063	WP-9044.....	43064	WP-9153.....	42254
WP-700.....	42567	WP-839.....	44022	WP-9045.....	45007	WP-9155.....	43171
WP-702.....	42127	WP-840.....	44008	WP-9046.....	44009	WP-9156.....	43131
WP-707.....	41151	WP-841.....	42065	WP-9047.....	43068	WP-9157.....	43133
WP-708.....	42309	WP-842.....	44023	WP-9048.....	42120	WP-9158.....	42256
WP-710.....	42284	WP-843.....	45001	WP-9049.....	42188	WP-9160.....	44049
WP-711.....	44030	WP-844.....	41024	WP-9050.....	41055	WP-9161.....	43022
WP-715.....	43114	WP-845.....	41025	WP-9051.....	42340	WP-9162.....	42011
WP-717.....	41053	WP-846.....	44040	WP-9052.....	44085	WP-9163.....	42259
WP-718.....	41054	WP-847.....	41080	WP-9053.....	42255	WP-9164.....	43037
WP-719.....	41018	WP-848.....	44100	WP-9054.....	41089	WP-9165.....	42138
WP-721.....	41023	WP-849.....	41027	WP-9055.....	41014	WP-9166.....	43279
WP-722.....	42003	WP-850.....	42167	WP-9057.....	41154	WP-9167.....	41121
WP-723.....	42002	WP-853.....	42005	WP-9059.....	43267		or 42081
WP-724.....	42004	WP-860.....	42163	WP-9060.....	43166	WP-9169.....	43222
WP-726.....	41178	WP-861.....	41138	WP-9066.....	42206	WP-9170.....	42199
WP-727.....	42173	WP-862.....	41075	WP-9067.....	42328	WP-9171.....	42280
WP-732.....	41001	WP-864.....	43213	WP-9068.....	43278	WP-9172.....	41125
WP-733.....	42095	WP-865.....	44047	WP-9070.....	43288	WP-9173.....	41101
WP-736.....	43115	WP-867.....	41041	WP-9072.....	42251	WP-9174.....	42172
WP-742.....	42074	WP-868.....	42147	WP-9073.....	42247	WP-9175.....	42307BH
WP-743.....	43087	WP-869.....	43168	WP-9074.....	42566	WP-9176.....	41078
WP-745.....	41092	WP-870.....	42023	WP-9076.....	41156	WP-9177.....	42167
WP-746.....	43082	WP-871.....	41036	WP-9078.....	41110	WP-9182.....	44045
WP-747.....	43060	WP-874.....	43295	WP-9080.....	43132	WP-9187.....	42253
WP-750.....	42034	WP-875.....	41045	WP-9081.....	41035	WP-9189.....	45002
WP-751.....	42033	WP-876.....	41047	WP-9083.....	42194	WP-9200.....	42293
WP-754.....	43033	WP-877.....	43305	WP-9086.....	42134	WP-9201.....	42316
WP-755.....	42164	WP-878.....	42336	WP-9087.....	42137	WP-9202.....	43140
WP-756.....	41040	WP-880.....	42136	WP-9091.....	43290	WP-9203.....	43500
WP-757.....	41044	WP-881.....	42115	WP-9095.....	41106	WP-9204.....	42297
WP-758.....	41043	WP-882.....	43536	WP-9096.....	41159	WP-9207.....	41115
WP-759.....	41042		or ♦ 43536M	WP-9097.....	42068	WP-9210.....	42292
WP-763.....	41072	WP-883.....	41155	WP-9098.....	43069	WP-9216.....	41120
WP-764.....	42132	WP-884.....	42198	WP-9099.....	43067	WP-9219.....	41119
WP-766.....	42216	WP-885.....	41046	WP-9100.....	43070	WP-9225.....	41118
WP-767.....	42118	WP-888.....	44053HD	WP-9101.....	43504	WP-9228.....	42296
WP-768.....	42119	WP-890.....	41002	WP-9102.....	41013	WP-9231.....	41113
WP-770.....	41073	WP-891.....	42095	WP-9103.....	42043	WP-9234.....	41122
WP-771.....	41134	WP-892.....	42114HD	WP-9105.....	42079	WP-9237.....	42281
WP-772.....	41133	WP-893.....	43117	WP-9106.....	45005	WP-9240.....	43263
WP-774.....	41076	WP-894.....	42096	WP-9107.....	41142	WP-9243.....	44082
WP-775.....	41162	WP-895.....	42319	WP-9108.....	41006	WP-9246.....	42298
WP-776.....	42232	WP-896.....	42245	WP-9110.....	41128	WP-9249.....	41114
WP-777.....	42207	WP-897.....	42135	WP-9112.....	43266		or ♦ 41114M

Changeover Listing

Competitive No.	Gates No.	Competitive No.	Gates No.	Competitive No.	Gates No.	Competitive No.	Gates No.
Beck Arnley - Cont.		Beck Arnley - Cont.		Beck Arnley - Cont.		Beck Arnley - Cont.	
131-2136	41045	131-2227	41127	131-2316	43538	131-2408	43217
131-2137	41047		or ♦ 41127M	131-2317	42299	131-2410	41195
131-2138	43060	131-2228	42170	131-2318	41186	131-2411	42260
131-2139	42247	131-2229	43262	131-2319	41180	131-2412	42036
131-2141	41036	131-2230	41114	131-2321	41194	131-2417	42152BH
131-2143	41103		or ♦ 41114M	131-2324	43171	131-2418	42150BH
131-2144	42165	131-2233	43277	131-2325	43518	131-2419	41532E
	or 42169	131-2234	43255	131-2329	42147	131-2422	41033
131-2145	41163	131-2235	42302	131-2330	44082	131-2424	43520
131-2146	41156	131-2236	42345	131-2331	42144	131-2427	41064
131-2147	42212	131-2237	41113	131-2332	42302	131-2429	41094
131-2148	42319	131-2238	41101	131-2333	42283	131-2430	41100
131-2149	43052	131-2239	42172	131-2334	42283	131-2432	42148BH
131-2150	42136	131-2240	42192	131-2335	43531	131-2435	42174
131-2151	42166	131-2241	42171	131-2336	42340	131-2436	41057
131-2153	41046	131-2242	42253	131-2337	41155	131-2437	41086
131-2154	43531	131-2244	41011	131-2338	42299		or 41086BH
131-2155	44085	131-2245	43503	131-2340	41114M	131-2438	42354
131-2157	43164	131-2249	43507	131-2341	42345	131-2439	43533
131-2158	42134	131-2251	42408	131-2342	43521	131-2440	43316
131-2159	41080	131-2253	44081	131-2343	42161	131-2441	43230BH
131-2160	44048	131-2254	42335	131-2344	43531	131-2442	41192
131-2161	42167	131-2255	43090	131-2345	41036	131-2443	42144
131-2163	44047	131-2256	42316	131-2346	41152	131-2444	42027
131-2164	42135	131-2257	42285	131-2348	44085	131-2445	42030
131-2165	43216	131-2258	42313	131-2349	42016	131-2446	43548
131-2166	42161	131-2259	42286	131-2350	42147	131-2447	42353
131-2167	42251	131-2260	42255	131-2351	41100	131-2448	42031
131-2168	41019	131-2261	42348	131-2352	41193	131-2451	41086
131-2169	41038	131-2262	● 42307	131-2353	42570		or 41086BH
131-2170	42245	131-2263	41125	131-2354	42571	131-2453	41511E
131-2171	41106	131-2264	42298	131-2356	41116	131-2455	41190
131-2172	43166	131-2265	42300	131-2357	43279	131-2456	43534
131-2173	43278	131-2266	44081	131-2358	41154	131-2457	43013
131-2174	42189	131-2267	43217	131-2359	43532	131-2458	41191
131-2175	42115	131-2268	42281	131-2361	43165	131-2459	43529
131-2176	42137	131-2269	42297	131-2362	42023	131-2460	41086BH
131-2177	41050	131-2270	41078	131-2364	41188	131-2461	41505E
131-2178	41164	131-2271	41115	131-2365	41190	131-2462	41508E
131-2180	43140	131-2272	41179	131-2366	42319	131-2463	41520E
131-2182	41110	131-2273	41061	131-2368	41195	131-2466	43540
131-2184	43163	131-2274	43141	131-2369	43534	131-2467	43512
131-2186	41159	131-2276	41128	131-2370	42248	131-2468	42213
131-2187	43305	131-2277	42301	131-2371	43535	131-2471	41521E
131-2188	42328	131-2278	42240BH	131-2373	42218	131-2473	43217
131-2189	41049	131-2279	41101	131-2374	43013	131-2474	43534
131-2190	43513	131-2280	41124	131-2375	43263	131-2475	41529E
131-2191	44405	131-2281	43514	131-2376	42585	131-2478	42024
131-2192	42336	131-2282	41196	131-2378	43530	131-2479	41066
131-2193	42120	131-2283	42312	131-2380	41098	131-2480	44081
131-2194	42340	131-2284	43544	131-2381	42577	132-0013	43019
131-2195	41061	131-2285	41184	131-2382	41194	CP1002	44027
131-2196	43116	131-2286	42289	131-2383	41191		or * 44027P
131-2197	41155	131-2287	41013	131-2384	43556	CP1018	43094
131-2199	43216	131-2288	42580	131-2385	43553	CP1028	43049
131-2200	42299	131-2289	43512	131-2386	41097	CP1040	42032
131-2201	41107	131-2290	43520	131-2387	45010	CP1044	42055
131-2202	43133	131-2291	41110	131-2388	42582	CP1045	43109
131-2203	42256	131-2292	43506	131-2389	41197	CP1077	43000
131-2204	43291	131-2293	43527	131-2390	42220	CP1107	42085
131-2205	41003	131-2294	43511	131-2391	45006	CP1109	43101
131-2206	42066	131-2295	43521	131-2392	41202	CP1114	44003
131-2207	43064	131-2296	41061	131-2393	41058	CP1120	43100
131-2208	44049	131-2297	43533	131-2394	43529	CP1121	43099
131-2210	42254	131-2298	43555	131-2395	43323		or * 43099P
131-2211	42021	131-2299	43549	131-2396	41122	CP1137	42090
131-2212	42138	131-2300	41156	131-2397	41190	CP3401	43002
131-2213	41048	131-2304	43537	131-2398	43262	CP3403	43001
131-2214	41142	131-2306	44050	131-2399	43216	CP3404	42000
131-2215	42199	131-2307	42579	131-2400	42016	CP4002	42054
131-2216	42250	131-2308	41186	131-2401	42014	CP4003	41082
131-2218	42280	131-2309	41096M	131-2402	43542	CP4014	43050
131-2219	42168	131-2310	43213	131-2403	42290	CP4016	43043
131-2220	42194	131-2311	42066	131-2404	42189	CP4018	44018
131-2221	42141	131-2312	43505	131-2405	41096	CP4020N	43047
131-2222	42171	131-2313	41187		or ♦ 41096M	CP4022	41009
131-2224	43266	131-2314	42110	131-2406	41520E	CP4023	43046
131-2226	43315	131-2315	43528	131-2407	43552	CP4030N	42070

Changeover Listing

Competitive No.	Gates No.	Competitive No.	Gates No.	Competitive No.	Gates No.	Competitive No.	Gates No.
Beck Arnley - Cont.		Bepco - Cont.		Bepco - Cont.		Borg Warner - Cont.	
CP4033.....	42057	2113.....	42322HD	7315X.....	43545HD	P-2241.....	41135
CP4034.....	43051	2114.....	42321HD	7317X.....	45007	P-2247.....	42236
CP4038.....	43272	2116.....	45003	7319X.....	43125HD	P-2248.....	42208
	or * 43272P	2117.....	44099	7351X.....	42342HD	P-2251.....	41147
CP4039.....	43052	2120.....	46001HD	Borg Warner			
CP4040.....	42058	2122.....	44066HD	20012.....	43109	P-2252.....	41148
CP4041.....	41010	2123.....	45001	P-1001.....	43042HD	P-2255.....	41165
CP4042.....	43054	2204.....	43226HD	P-1003.....	42311HD	P-2258.....	41137
CP4048.....	44007	2205.....	43225HD	P-1126.....	42113	P-2300.....	41039
CP4050.....	43056	2208.....	43240HD	P-2001.....	42007	P-2303.....	42216
CP4051.....	43055	2218.....	43240HD	P-2005.....	42010	P-2309.....	41095
CP4054.....	42060	2301.....	44058HD	P-2010.....	42048	P-2314.....	42331
CP5000.....	42083	2303.....	44101HD	P-2015.....	41035	P-2315.....	42309
CP5000P.....	42084	2304.....	44018	P-2016.....	42017	P-2317.....	42237
CP5001.....	43092	2305.....	44053HD	P-2019.....	42246	P-2319.....	42013
CP5002.....	45003	2307.....	42114HD	P-2021.....	41158	P-2320.....	41052
CP5003.....	43103	2308.....	42114HD	P-2025R.....	42258	P-2322.....	42127
CP5004.....	43091	2309.....	44019	P-2027.....	42050	P-2327.....	41043
CP5006.....	43095	2311.....	43021HD	P-2036.....	41143	P-2328.....	41040
CP5007.....	41015	2313.....	42318HD	P-2042.....	41130	P-2329.....	41044
CP5008.....	44099	2314.....	45007	P-2044.....	42176	P-2331.....	43301
CP5010.....	44028	2319.....	43125HD	P-2045.....	41068	P-2333.....	42232
CP5014P.....	43097	2351.....	42342HD	P-2047.....	41132	P-2334.....	41055
CP5016.....	42094	7001X.....	42351HD	P-2050.....	41109	P-2337.....	41149
CP5017.....	41016	7002X.....	43233HD	P-2053.....	43154	P-2338.....	42240
CP5020.....	41021	7004X.....	43059HD	P-2059.....	42047	P-2339.....	41098
CP5022.....	42092	7006EX.....	44054HD	P-2077.....	41168	P-2340.....	42118
CP5023.....	44033	7006X.....	45009HD	P-2085.....	42223	P-2342.....	42119
CP5024.....	42095	7011X.....	44060HD	P-2087.....	42214	P-2343.....	41153
CP5028.....	43112	7012X.....	43554HD	P-2095.....	42224	P-2344.....	41152
CP5030.....	42089	7051X.....	44064HD	P-2097.....	43288	P-2345.....	41073
CP5033.....	41020	7052X.....	44086HD	P-2101.....	41051	P-2346.....	41042
CP5035.....	43098	7053X.....	43238HD	P-2102.....	43210	P-2347.....	41162
	or * 42094P	7057X.....	43253HD	P-2106.....	42202	P-2349.....	42242
CP5049.....	43114	7058X.....	41129HD	P-2107.....	43159	P-2350.....	42243
CP7100.....	43025	7059X.....	41111HD	P-2108.....	43216	P-2351.....	44047
CP7103.....	43026	7060X.....	44084HD	P-2109.....	42028	P-2353.....	42163
	or * 43026P	7061X.....	44055HD	P-2111.....	42012	P-2354.....	43513
CP7110.....	42029	7063X.....	41181	P-2112.....	42272	P-2355.....	43213
CP7120.....	42216	7064X.....	44092HD	P-2113.....	43293	P-2357.....	41053
CP7121.....	42162	7065X.....	42309	P-2114.....	41082	P-2358.....	41054
CP7122.....	42033	7066X.....	44094HD	P-2121.....	42337	P-2359.....	42207
CP855.....	43110	7067X.....	41175HD	P-2125.....	42221	P-2360.....	41041
CP895.....	42082	7068X.....	44052HD	P-2126.....	41131	P-2362.....	42305
CP898.....	43106	7069X.....	41174HD	P-2140.....	41031	P-2364.....	41080
	or * 43106P	7071X.....	41173HD	P-2141.....	42222	P-2365.....	42108
CP932.....	43041	7072X.....	43307HD	P-2145.....	42341	P-2366.....	43132
CP953.....	43044	7075X.....	44086HD	P-2146.....	41151	P-2367.....	41103
	or * 43044P	7076X.....	42352HD	P-2147.....	42178	P-2369.....	42023
CP975.....	43102	7077X.....	43229HD	P-2151.....	42046	P-2370.....	41057
CP984.....	43104	7101X.....	43309HD	P-217.....	43128	P-2371.....	42018
	or * 43104P	7102X.....	43310HD	P-2173.....	42203	P-2372.....	42045
Bepco		7103X.....	42344HD	P-2175.....	41171	P-2373.....	41081
2002.....	43233HD	7104X.....	42102HD	P-2176.....	42339	P-2376.....	41045
2004.....	43059HD	7113X.....	42322HD	P-2177.....	41145	P-2377.....	41046
2006.....	45009HD	7114X.....	42321HD	P-2179.....	42261	P-2378.....	41047
2051.....	44064HD	7116X.....	45003	P-2190.....	41133	P-2379.....	41138
2052.....	44086HD	7117X.....	44099	P-2194.....	41071	P-2380.....	41072
2053.....	43238HD	7120X.....	46001HD	P-2195.....	41071	P-2381.....	42115
2057.....	43253HD	7122X.....	44066HD	P-2196.....	41134	P-2382.....	42132
2058.....	41129HD	7123X.....	45001	P-2200.....	41060	P-2384.....	42164
2059.....	41111HD	7202X.....	43225HD	P-2202.....	42126	P-2386.....	41075
2060.....	44084HD	7204X.....	43226HD	P-2205.....	42228	P-2388.....	43219
2061.....	44055HD	7205X.....	43225HD	P-2206.....	41146	P-2390.....	43295
2063.....	41181	7208X.....	43240HD	P-2210.....	43290	P-2392.....	42198
2066.....	44094HD	7216X.....	43240HD	P-2211.....	41089	P-2393.....	42328
2067.....	41175HD	7301X.....	44058HD	P-2214.....	43200	P-2394.....	42336
2068.....	44052HD	7303X.....	44101HD	P-2218.....	42159	P-2396.....	42255
2069.....	41174HD	7304X.....	44018	P-2219.....	41141	P-2397.....	41155
2071.....	41173HD	7305X.....	44053HD	P-2221.....	41037	P-2399.....	42189
2072.....	43307HD	7306X.....	43084	P-2222.....	42016	P-2400.....	43278
2076.....	42352HD	7307X.....	43084	P-2223.....	42014	P-2401.....	43277
2077.....	43229HD	7308X.....	42114HD	P-2224.....	41029	P-2402.....	42335
2101.....	43309HD	7309X.....	44019	P-2225.....	41030	P-2403.....	42319
2102.....	43310HD	7310X.....	44059HD	P-2228.....	42338	P-2404.....	42245
2103.....	42344HD	7311X.....	43021HD	P-2237.....	42206	P-2405.....	41050
2104.....	42102HD	7313X.....	42318HD	P-2238.....	42230	P-2406.....	44048
		7314X.....	45007	P-2240.....	41038	P-2407.....	41154

* High Performance Pump. ◆ Construction Alternative. ● Not Exact Duplicate.

Changeover Listing

Competitive No.	Gates No.	Competitive No.	Gates No.	Competitive No.	Gates No.	Competitive No.	Gates No.
Borg Warner - Cont.		Borg Warner - Cont.		Borg Warner - Cont.		Borg Warner - Cont.	
P-2409.....	42161	P-612.....	42055	P-874.....	42128	P-977.....	44042
P-2411.....	42120	P-614.....	43103	P-876.....	42317	P-978.....	42097
P-2416.....	42168	P-616.....	42032	P-877.....	44007	P-979.....	43070
P-2417.....	42166	P-623.....	43026	P-879.....	43443HD	P-980.....	41005
P-2419.....	42254		or * 43026P	P-880.....	42114HD	P-982.....	43069
P-2423.....	42250	P-625.....	43225HD	P-881.....	44053HD	P-983.....	43064
P-2428.....	42256	P-630.....	42082	P-882.....	43114	P-984.....	43063
P-2429.....	42188	P-631.....	43000	P-883.....	43098	P-985.....	45007
P-2430.....	41159	P-633.....	42086		or * 42094P	P-986.....	42334
P-2432.....	44091	P-634.....	42090	P-884.....	43116	P-987.....	43067
P-2433.....	43022	P-637.....	43076	P-885.....	43113	P-988.....	42137
P-2438.....	44085	P-639R.....	42057	P-886.....	42004	P-989.....	43131
P-2445.....	41110	P-644.....	44004	P-887.....	42002	P-992.....	42068
P-2447.....	43171	P-645.....	44005	P-888.....	42003	P-993.....	43068
P-2448.....	43133	P-646.....	44012	P-889.....	43056	P-994.....	41013
P-2452.....	41164	P-648.....	44006	P-890.....	43055	P-999.....	42041
P-2453.....	41163	P-649.....	45008	P-891.....	42129		
P-2458.....	42021	P-650.....	42111HD	P-892.....	43084	Bortek	
P-2459.....	41048	P-654.....	42103	P-893.....	41023	20001.....	44027
P-2460.....	44049	P-657.....	43101	P-894.....	41018		or * 44027P
P-2461.....	43305	P-658.....	42085	P-895.....	42284	20007.....	43049
P-2462.....	41106	P-666.....	43100	P-896.....	42033	20009.....	42032
P-2464.....	42134	P-667.....	43102	P-897.....	41001	20010.....	43154
P-2471.....	42247	P-672.....	45003	P-898.....	42034	20015.....	43026
P-2472.....	42251	P-677.....	44003	P-899.....	42173		or * 43026P
P-2474.....	43166	P-678.....	42054	P-902.....	43082	20018.....	42246
P-2476.....	43163	P-679.....	43025	P-903.....	42074	20020.....	43076
P-2478.....	43164	P-686.....	43002	P-904.....	42062	20021.....	42344HD
P-2479.....	43302	P-689.....	43058	P-905.....	42064	20022.....	44004
P-2480.....	42194	P-690.....	42084	P-906.....	41092	20023.....	43000
P-2483.....	41110	P-691.....	43092	P-907.....	44034	20024.....	44005
P-2484.....	42011	P-801.....	43091	P-908.....	45001	20028.....	44006
P-2487.....	42147	P-803.....	43050	P-911.....	42162	20031.....	42111HD
P-2488.....	43168	P-809.....	43043	P-912.....	41181	20032.....	43107
P-2489.....	43297	P-811.....	44018	P-913.....	42063	20034.....	42085
P-2490.....	43303	P-812R.....	42070	P-916.....	44022	20035.....	43101
P-2492.....	41156	P-814.....	43095	P-917.....	42095	20036.....	42086
P-2493.....	43222	P-815.....	41015	P-918.....	43115	20038.....	44003
P-2497.....	41055	P-816.....	44099	P-921.....	42212	20039.....	43100
P-2498.....	43019	P-817.....	43136	P-922.....	42106	20040H.....	43099P
P-2499.....	42149	P-821.....	42088	P-923.....	43130		or ♦ 43099
P-2500.....	43161	P-822.....	42094	P-925.....	43033	20042.....	42113
P-2501.....	41160	P-824.....	42157	P-928.....	43039	20043.....	41051
P-2502.....	43300	P-826.....	42029	P-932.....	42005	20054.....	42310
P-2503.....	41076	P-828.....	44028	P-934.....	41027	20055.....	43232HD
P-2504.....	42197	P-830.....	43046	P-935.....	44037	20056.....	43233HD
P-2507.....	43184	P-831.....	41009	P-936.....	44036	20057.....	41129HD
P-2509.....	42259	P-832.....	43047	P-937.....	44040	20059.....	42311HD
P-374R.....	43110	P-833.....	42071	P-938.....	42067	20065.....	44092HD
P-417R.....	42061	P-834.....	43001	P-939.....	42131	20068.....	45009HD
P-420.....	43072	P-835.....	42000	P-940.....	43087	20073.....	43238HD
P-424.....	43008	P-838.....	42060	P-941.....	43065	20075.....	44055HD
P-435.....	43029	P-839.....	41016	P-942.....	42065	20076.....	42352HD
P-445.....	44029	P-840.....	42117	P-943.....	44024	20079.....	43244
P-478.....	44032	P-842.....	42156	P-944.....	43117	20088.....	43252
P-485.....	43122	P-843.....	42153	P-946.....	44023	20089.....	44084HD
P-486R.....	43005	P-845.....	41021	P-947.....	44035	20098.....	43299
P-493R.....	43028	P-846.....	42092	P-949.....	41002	20102.....	44052HD
P-494.....	43121	P-847.....	44033	P-950.....	41004	20103.....	43307HD
P-497.....	43283	P-848.....	41097	P-951.....	43034	20105.....	44054HD
P-532.....	43030	P-849.....	42083	P-952.....	43021HD	20116.....	43325HD
P-541.....	43006	P-852.....	43097	P-953.....	43125HD	20121.....	43002
P-548.....	43044	P-854.....	43112	P-954.....	44038	20123.....	42000
	or * 43044P	P-855.....	42089	P-956.....	41026	20131.....	42004
P-549.....	43041	P-856.....	41084	P-957.....	42135	20137.....	42114HD
P-565.....	43111	P-857.....	42058	P-958.....	41028	20138.....	42317
P-577.....	43007	P-859.....	44019	P-959.....	41011	20140.....	44053HD
P-579B.....	43106	P-860.....	41019	P-960.....	43061	20144.....	44058HD
	or * 43106P	P-861.....	43057	P-961.....	43051	20146.....	44059HD
P-580B.....	44027	P-862.....	43272	P-962.....	43062	20147.....	42318HD
	or * 44027P		or * 43272P	P-964.....	42066	20148.....	43545HD
P-582B.....	44088	P-863.....	41010	P-965.....	43279	20153.....	42054
P-595.....	43094	P-864.....	41020	P-966.....	42079	20156.....	43042HD
P-605.....	43107	P-867.....	43052	P-968.....	43315	20158.....	43050
P-608B.....	43049	P-868.....	43054	P-970.....	42035	20159.....	43043
P-609B.....	43104	P-869.....	44030	P-971.....	41003	20160.....	44018
	or * 43104P	P-870.....	42091	P-976.....	43099	20161.....	43047
P-611.....	43109	P-872.....	41022		or * 43099P	20162.....	41009

Changeover Listing

Competitive No.	Gates No.	Competitive No.	Gates No.	Competitive No.	Gates No.	Competitive No.	Gates No.
Bortek - Cont.		Bortek - Cont.		Bortek - Cont.		Bortek - Cont.	
20163.....	43046	20280.....	42089	20425.....	42035	20559.....	42014
20164.....	43264	20281.....	41052	20427.....	41006	20561.....	42018
20166.....	42057	20282.....	41019	20429.....	41070	20562.....	41035
20167.....	43051	20283.....	41020	20430.....	43037	20563.....	42021
20168.....	43053	20284.....	43116	20431.....	43034	20564.....	41043
20170.....	43272	20285.....	41022	20432.....	42041	20566.....	41040
	or * 43272P	20286.....	43113	20433.....	41079	20567.....	41044
20170H.....	43272P	20287.....	44030	20434.....	43263	20568.....	43136
	or ♦ 43272	20289.....	42091	20435.....	42293	20571.....	42339
20171.....	43052	20290.....	41023	20436.....	42292	20572.....	42242
20172.....	42058	20292.....	41018	20439.....	43501	20573.....	42243
20173.....	41010	20293.....	42284	20441.....	43543	20577.....	42012
20174.....	43054	20294.....	43114	20445.....	42552	20578.....	41153
20175.....	43057	20295.....	42095	20453.....	43072	20580.....	42013
20177.....	44007	20296.....	43115	20454.....	43121	20581.....	42017
20178.....	42128	20297.....	41024	20455.....	43005	20582.....	41117
20179.....	43056	20299.....	44040	20459.....	43122	20590.....	42011
20180.....	43055	20300.....	41080	20460.....	44032	20591.....	43019
20181.....	43058	20301.....	42212	20462.....	44029	20592.....	43022
20182.....	42129	20302.....	42106	20463.....	43073HD	20593.....	42132
20183.....	42060	20303.....	43130	20464.....	42061	20594.....	41072
20184.....	43082	20305.....	44100	20466.....	41168	20596.....	42566
20188.....	43060	20306.....	44035	20468.....	42082	20602.....	42259
20189.....	43087	20307.....	41027	20469.....	43283	20612.....	43210
20190.....	43084	20308.....	44036	20470.....	43106	20617.....	42147
20192.....	42064	20310.....	44037		or * 43106P	20619.....	41148
20193.....	42131	20311.....	44038	20470H.....	43106P	20620.....	42232
20194.....	42063	20312.....	43117		or ♦ 43106	20622.....	42048
20196.....	43021HD	20313.....	41026	20473.....	42224	20623.....	43222
20198.....	43083	20314.....	43118	20476.....	41130	20624.....	41162
20200.....	44022	20315.....	44042	20478.....	41132	20625.....	41073
20201.....	42135	20316.....	42097	20480.....	41158	20627.....	41042
20205.....	42071	20318.....	43315	20482.....	42221	20629.....	42163
20207.....	44024	20319.....	45001	20484.....	42337	20630.....	41138
20208.....	43065	20320.....	41142	20490.....	41131	20631.....	41075
20210.....	43061	20321.....	45002	20494.....	42178	20632.....	43513
20211.....	43062	20322.....	45003	20497.....	41030	20633.....	43213
20212.....	● 41011	20323.....	44043	20498.....	41171	20634.....	44047
20214.....	43063	20325.....	45005	20499.....	42230	20635.....	43132
20215.....	43064	20326.....	44045	20500.....	41071	20637.....	41054
20216.....	45007	20328.....	42296	20501.....	41029	20638.....	42194
20217.....	41014	20329.....	42569	20502.....	41134	20639.....	42207
20218.....	42334	20330.....	41122	20503.....	41145	20640.....	41050
20219.....	44009	20332.....	43530	20504.....	42228	20643.....	42561
20220.....	43068	20333.....	45005	20507.....	41060	20644.....	42147
20221.....	43069	20335.....	43004	20509.....	42341	20646.....	43297
20222.....	43067	20336.....	43128	20512.....	41097	20648.....	42023
20224.....	43070	20339.....	43541	20513.....	42181	20650.....	41081
20227.....	43279	20345.....	42586	20515.....	42126	20651.....	42045
20228.....	42079	20346.....	43316	20517.....	41135	20656.....	43295
20230.....	43086	20351.....	42580	20519.....	42261	20657.....	42568
20231.....	42065	20352.....	42571	20521.....	42059	20658.....	41045
20232.....	45000	20353.....	41191	20522.....	42309	20660.....	43305
20233.....	41013	20380.....	42563	20524.....	42553	20661.....	42328
20235.....	43090	20382.....	45011	20525.....	41151	20662.....	42336
20236.....	42080	20383.....	42562	20526.....	41137	20664.....	44085
20237.....	41121	20386.....	43026	20527.....	42236	20665.....	42305
	or 42081		or * 43026P	20528.....	42237	20668.....	42115
20238.....	42068	20386H.....	43026P	20529.....	42276	20669.....	43536
20239.....	42294		or ♦ 43026	20530.....	43288		or ♦ 43536M
20240.....	43503	20388.....	41143	20533.....	42007	20670.....	41155
20241.....	41121	20390.....	42157	20534.....	41039	20671.....	42161
20242.....	41120	20391.....	42029	20535.....	42046	20672.....	42198
20244.....	41118	20397.....	43304	20537.....	41146	20674.....	42141
20245.....	43013	20400.....	42162	20539.....	41147	20677.....	42100
20246.....	43504	20403.....	41001	20540.....	42206	20678.....	41163
20247.....	43505	20404.....	42034	20542.....	42108	20679.....	42319
20257.....	42083	20407.....	42554	20543.....	41149	20680.....	42245
20259.....	43103	20409.....	43039	20544.....	42240	20681.....	41046
20262.....	41015	20411.....	42165	20545.....	41098	20682.....	41156
20263.....	44099		or 42169	20547.....	43300	20683.....	41036
20264.....	42117	20412.....	42005	20548.....	42218	20684.....	43278
20270.....	42094P	20416.....	41002	20549.....	41055	20687.....	41154
	or ♦ 43098	20417.....	41004	20550.....	42197	20688.....	44091
20273.....	41021	20421.....	42166	20551.....	41141	20693.....	44048
20275.....	42092	20422.....	41003	20554.....	42127	20694.....	41050
20278.....	43112	20423.....	41005	20556.....	41095	20695.....	42247
20279.....	41084	20424.....	42168	20558.....	42016	20704.....	42335

Changeover Listing

Competitive No.	Gates No.	Competitive No.	Gates No.	Competitive No.	Gates No.	Competitive No.	Gates No.
Bortek - Cont.		Bortek - Cont.		Bosch - Cont.		Bosch - Cont.	
20705.....	42134	20823.....	43535	96036.....	41145	96126.....	42565
20706.....	42340	20824.....	42579	96037.....	42228	96128.....	41156
20707.....	42199	20826.....	42286	96038.....	41171	96129.....	41128
20708.....	41164	20827.....	41029	96039.....	41019	96130.....	41035
20709.....	42171	20836.....	43537	96040.....	41020	96133.....	41106
20714.....	43168	20838.....	42203	96041.....	41021	96134.....	41159
20715.....	42137	20839.....	42567	96043.....	41022	96135.....	41013
20716.....	43041	20841.....	42218	96044.....	41097	96136.....	41142
20721.....	42250	20843H.....	43044P	96045.....	41052	96137.....	41006
20725.....	43262		or ♦ 43044	96046.....	41084	96138.....	41110
20726.....	43216	20846.....	42050	96047.....	41010	96139.....	41161
20727.....	41159	20847.....	43111	96048.....	42341	96143.....	42014
20729.....	43290	20848.....	43102	96049.....	41095	96144.....	41048
20730.....	43255	20849.....	44088	96050.....	41030	96145.....	41050
20731.....	41110	20850.....	43104	96051.....	41039	96146.....	41164
20732.....	43028		or * 43104P	96052.....	41060	96147.....	41128
20733.....	41128	20850H.....	43104P	96056.....	41141	96148.....	41070
20735.....	43267		or ♦ 43104	96057.....	41165	96149.....	41079
20736.....	43171	20851.....	43007	96058.....	42208	96151.....	41049
20737.....	43298	20853.....	41167	96059.....	41147	96152.....	41061
20739.....	44049	20854.....	41518E	96060.....	41135	96153.....	41107
20740.....	41049	20880.....	41101	96061.....	41137	96154.....	42280
20741.....	43171	20886.....	45008	96063.....	41146	96155.....	41078
20742.....	41048	20891.....	41188	96064.....	41151	96157.....	41029
20743.....	41061	20896.....	42577	96065.....	41053	96159.....	42048
20744.....	43133	20901.....	42408	96066.....	41054	96162.....	41115
20747.....	42170	20906.....	41195	96067.....	41080	96163.....	41120
20748.....	42280	20908.....	42288	96068.....	41023	96164.....	41118
20749.....	42298	20909.....	41077	96069.....	41001	96165.....	41113
20750.....	41107	20914.....	42022	96070.....	41040	96166.....	41122
20751.....	42297	20934.....	42583	96071.....	41044	96167.....	41058
20753.....	43141	20935.....	43539	96072.....	41043	96168.....	43520
20756.....	42142	20940.....	41187	96073.....	41042	96169.....	42253
20757.....	42281	20943.....	42260	96074.....	41072	96170.....	41114
20758.....	41058	20945.....	41017	96076.....	41073		or ♦ 41114M
20759.....	41101	20946.....	41180	96077.....	41134	96171.....	43502
20760.....	41127	20947.....	41197	96078.....	41133	96172.....	41058
	or ♦ 41127M	20950.....	42553	96080.....	41076	96173.....	41127
20762.....	44082	20953.....	42025	96081.....	41162		or ♦ 41127M
20763.....	44081	20958.....	42220	96083.....	41149	96174.....	41179
20764.....	43531	20963.....	43262	96084.....	41148	96178.....	43230BH
20765.....	42316	20967.....	41096M	96085.....	41152	96179.....	43512
20767.....	42285	20968.....	42110	96086.....	42017	96180.....	44405
20768.....	42192	20969.....	43535	96087.....	42149	96182.....	43530
20772.....	42302	20972.....	42027	96088.....	41160	96187.....	42586
20773.....	42138	20973.....	42174	96089.....	41153	96194.....	41101
20774.....	42307	20974.....	43323	96091.....	42276	96198HD.....	42025
20777.....	42300	20976.....	41083	96092.....	42212	96199HD.....	43545HD
20780.....	42299	20978.....	41190	96093.....	41025	97001.....	42102HD
20781.....	41078	20979.....	42036	96094.....	41027	97002.....	42317
20782.....	43506	20980.....	41198	96095.....	41138	97003.....	42098
20783.....	41124	2-20988.....	43422	96096.....	41075	97004.....	42061
20784.....	42253	2-21147.....	41085	96097.....	41041	97005.....	42050
20786.....	42348			96098.....	42147	97008.....	42082
20787.....	43271	Bosch		96099.....	41045	97009.....	42055
20788.....	41179	96000.....	41109	96100.....	41047	97011.....	42246
20790.....	43511	96003.....	41167	96101.....	41057	97013.....	42111HD
20791.....	42313	96004.....	41132	96102.....	41155	97014.....	42032
20792.....	41115	96005.....	41068	96103.....	41046	97015.....	42086
20793.....	43514	96006.....	41130	96104.....	41002	97016.....	42258
20794.....	42348	96007.....	41158	96105.....	42319	97017.....	42090
20795.....	43520	96008.....	41051	96106.....	41163	97018.....	42085
20796.....	43512	96010.....	41082	96107.....	41004	97019.....	42100
20797.....	43217	96012.....	41031	96108.....	41129HD	97020.....	42057
20798.....	43544	96014.....	42028	96109.....	41111HD	97021.....	42070
20800.....	43165	96015.....	41143	96110.....	41174HD	97022.....	42071
20801.....	42345	96017.....	42202	96111.....	42321HD	97024.....	42214
20803.....	43140	96018.....	42221	96114.....	41103	97026.....	42324
20807.....	41186	96023.....	41029	96115.....	41028	97027.....	42176
20808.....	41065	96024.....	41131	96116.....	41026	97030.....	42224
20809.....	43502	96026.....	42203	96117.....	41124	97032.....	42054
20810.....	42168	96027.....	42203	96118.....	41003	97033.....	42113
20815.....	43518	96028.....	41016	96119.....	41081	97035.....	42084
20816.....	43262	96029.....	41015	96120.....	41011	97036.....	42223
20819.....	41184	96030.....	41071	96121.....	41055	97037.....	42058
20820.....	41186	96031.....	41009	96122.....	41089	97038.....	42222
20821.....	43527	96033.....	41038	96123.....	41014	97039.....	42337
20822.....	43507	96034.....	41037	96124.....	41154	97040.....	42178

Changeover Listing

Competitive No.	Gates No.	Competitive No.	Gates No.	Competitive No.	Gates No.	Competitive No.	Gates No.
Bosch - Cont.		Bosch - Cont.		Bosch - Cont.		Bosch - Cont.	
97041.....	42117	97134.....	42095	97253.....	43537	98075.....	43272
97043.....	42088	97135.....	42114HD	97254.....	43273		or * 43272P
97044.....	42029	97136.....	42096	97256.....	43541	98076.....	43051
97047.....	42156	97137.....	42245	97257.....	43542	98077.....	43053
97048.....	42157	97138.....	42135	98000.....	43128	98078.....	43272
97049.....	42060	97142.....	42106	98001.....	43029		or * 43272P
97051.....	42230	97143.....	42322HD	98004.....	43030	98079.....	43056
97052.....	42272	97144.....	43225HD	98005.....	43028	98080.....	43052
97053.....	42092	97145.....	43021HD	98007.....	42553	98082.....	43057
97054.....	42089	97147.....	42311HD	98009.....	43283	98083.....	43304
97055.....	42083	97149.....	42352HD	98010.....	43072	98084.....	43136
97056.....	43098	97151.....	42161	98011.....	43129	98085.....	43200
	or * 42094P	97152.....	42097	98012.....	43106	98087.....	43300
97057.....	42091	97153.....	42035		or * 43106P	98088.....	43210
97058.....	42128	97154.....	42168	98013.....	43106	98089.....	43114
97059.....	42129	97155.....	42045		or * 43106P	98090.....	43114
97061.....	42159	97156.....	42166	98014.....	43122	98091.....	43115
97062.....	42162	97157.....	42067	98015.....	43110	98092.....	43087
97063.....	42108	97158.....	42334	98016.....	43121	98093.....	43082
97064.....	42261	97159.....	42066	98019.....	43005	98094.....	43060
97065.....	42059	97160.....	42120	98020.....	43041	98096.....	43033
97067.....	42126	97161.....	42188	98022.....	43006	98098.....	43301
97068.....	42237	97162.....	42340	98023.....	43102	98100.....	43161
97069.....	42338	97166.....	42206	98024.....	43044	98101.....	43302
97070.....	42236	97167.....	42328		or * 43044P	98102.....	43297
97071.....	41098	97169.....	42251	98026.....	43111	98103.....	43303
97072.....	42331	97170.....	42247	98027.....	43007	98104.....	43159
97073.....	42181	97174.....	42194	98028.....	43008	98107.....	43293
97074.....	42221	97176.....	42134	98029.....	43094	98108.....	43066
97076.....	42127	97177.....	42137	98031.....	43109	98111.....	43163
97078.....	42309	97180.....	42068	98032.....	43100	98112.....	43295
97079.....	42284	97181.....	43504	98034.....	43049	98113.....	43305
97080.....	42003	97182.....	42041	98035.....	43104	98114.....	43117
97081.....	42002	97183.....	42079		or * 43104P	98115.....	43004
97082.....	42004	97184.....	43216	98036.....	43104	98116.....	43083
97083.....	41181	97186.....	42315		or * 43104P	98117.....	43130
97084.....	42173	97187.....	42170	98038.....	43026	98119.....	43039
97086.....	42074	97188.....	42080		or * 43026P	98121.....	42351HD
97087.....	41092	97190.....	42189	98039.....	43026	98122.....	43233HD
97088.....	42034	97191.....	42335		or * 43026P	98123.....	43238HD
97089.....	42033	97192.....	42250	98040.....	43000	98124.....	43253HD
97090.....	42164	97193.....	42254	98041.....	43076	98126.....	43240HD
97091.....	42132	97195.....	42256	98043.....	43107	98128.....	43125HD
97093.....	42216	97196.....	43022	98044.....	42103	98129.....	43443HD
97094.....	42118	97197.....	42011	98045.....	43101	98130.....	43042HD
97095.....	42119	97198.....	42259	98046.....	43099	98131.....	43073HD
97096.....	42232	97199.....	42138		or * 43099P	98133.....	44101HD
97097.....	42207	97200.....	41121	98047.....	43099	98135.....	43232HD
97098.....	42305		or 42081		or * 43099P	98136.....	43251HD
97100.....	42339	97201.....	42172	98048.....	43002	98137.....	43325HD
97101.....	42242	97205.....	42010	98050.....	43154	98139.....	43277
97102.....	42243	97209.....	42046	98051.....	43025	98140.....	42021
97103.....	42240	97210.....	42007	98052.....	43026	98141.....	43118
97104.....	42013	97211.....	42047		or * 43026P	98143.....	43315
97105.....	42012	97215.....	42293	98053.....	43026	98145.....	43061
97106.....	42018	97216.....	42316		or * 43026P	98146.....	43062
97107.....	42016	97217.....	43140	98054.....	43092	98147.....	43065
97108.....	42014	97218.....	42292	98055.....	43091	98148.....	43063
97109.....	42197	97219.....	41119	98057.....	43050	98149.....	43084
97110.....	42212	97220.....	42296	98058.....	43264	98150.....	43064
97111.....	42131	97221.....	42281	98059.....	42000	98151.....	43068
97112.....	42062	97222.....	41121	98060.....	43001	98152.....	42255
97113.....	42064		or 42081	98061.....	43097	98155.....	43164
97114.....	42063	97224.....	42297	98063.....	43095	98156.....	43166
97116.....	42065	97225.....	41127	98064.....	42094	98158.....	43278
97117.....	42165		or ◆ 41127M	98065.....	43098	98159.....	43288
	or 42169	97226.....	42141		or * 42094P	98161.....	43132
97118.....	42005	97227.....	42302	98066.....	43046	98163.....	43290
97121.....	42163	97228.....	42171	98067.....	43043	98166.....	43069
97122.....	43513	97229.....	42299	98068.....	42071	98167.....	43067
97123.....	43213	97236.....	42301	98069.....	43112	98168.....	43070
97124.....	43168	97237.....	42313	98070.....	43113	98170.....	43034
97125.....	42023	97238.....	42286	98071.....	43116	98171.....	43262
97126.....	41036	97240.....	41185	98072.....	43058	98172.....	43141
97129.....	42336	97246.....	41006	98073.....	43055	98173.....	43298
97130.....	42136	97249.....	43511	98074.....	43272	98174.....	42142
97131.....	42115	97250.....	42569		or * 43272P	98175.....	43090
97132.....	42198	97252.....	43507			98177.....	43291

Changeover Listing

Competitive No.	Gates No.	Competitive No.	Gates No.	Competitive No.	Gates No.	Competitive No.	Gates No.
Cardone - Cont.		Cardone - Cont.		CARQUEST - Cont.		CARQUEST - Cont.	
5583134	42147	58554L	43546	44062HD	44062HD	51-1562	42055
5583135	43302	CARQUEST		44064HD	44064HD	51-1563	43109
5583136	43302			44066HD	44066HD	51-1566	43026
5583137	42147	41111HD	41111HD	44069HD	44069HD		or * 43026P
5583138	43297	41129HD	41129HD	44078HD	44078HD	51-1568	42102HD
5583139	41155	41173HD	41173HD	44084HD	44084HD	51-1569	42246
5583140	42198	41174HD	41174HD	44086HD	44086HD	51-1571	43076
5583144	42194	41175HD	41175HD	44092HD	44092HD	51-1572	44004
5583145	43164	41176HD	41176HD	44093HD	44093HD	51-1573	43000
5583147	43168	41181	41181	44094HD	44094HD	51-1574	44005
5583148	43164	41199HD	41199HD	44099	44099	51-1575	44012
5583149	43298	42102HD	42102HD	44101HD	44101HD	51-1576	42103
5583150	42299	42106	42106	44600HDBP	44600HDBP	51-1577	45008
5583151	42246	42111HD	42111HD	45000	45000	51-1578	44006
5583153	42007	42114HD	42114HD	45001	45001	51-1580	42111HD
5583154	42258	42146HD	42146HD	45003	45003	51-1581	43107
5583157	42048	42239HD	42239HD	45007	45007	51-1583	42085
5583311	42016	42244HD	42244HD	45009HD	45009HD	51-1584	43101
5583312	42014	42309	42309	45050HD	45050HD	51-1585	42086
5583313	42018	42311HD	42311HD	45051HD	45051HD	51-1586	44003
5583314	42021	42318HD	42318HD	45052HD	45052HD	51-1587	43100
5583316	42013	42321HD	42321HD	45053HD	45053HD	51-1588	43099
5583317	41117	42322HD	42322HD	45054HD	45054HD		or * 43099P
5583318	42023	42342HD	42342HD	45055HD	45055HD	51-1589	43099
5583319	43277	42344HD	42344HD	46001HD	46001HD		or * 43099P
5583320	41057	42351HD	42351HD	46002HD	46002HD	51-1591	42113
5583321	41036	42352HD	42352HD	46003HD	46003HD	51-1592	41051
5583322	43278	42355HD	42355HD	46004HD	46004HD	51-1593	42090
5583323	43166	42589HD	42589HD	46005HD	46005HD	51-1594	44064HD
5583325	43141	43021HD	43021HD	51-1500	43004	51-1595	44086HD
5583326	44081	43039	43039	51-1502	43128	51-1596	43225HD
5583327	43518	43042HD	43042HD	51-1506	42098	51-1598	43232HD
5583328	43166	43059HD	43059HD	51-1510	43072	51-1599	43233HD
5583329	43262	43073HD	43073HD	51-1511	43121	51-1600	41129HD
5583335	44082	43083	43083	51-1514	43005	51-1601	42311HD
5583412	42161	43084	43084	51-1515	43122	51-1603	42321HD
5583413	42199	43125HD	43125HD	51-1516	44032	51-1604	42322HD
5583414	43216	43130	43130	51-1517	43110	51-1605	43253HD
5583417	42348	43225HD	43225HD	51-1518	44029	51-1607	44092HD
5583418	43217	43226HD	43226HD	51-1519	43073HD	51-1609	46001HD
5583511	42046	43229HD	43229HD	51-1520	42061	51-1610	45009HD
5583513	43022	43232HD	43232HD	51-1523	42082	51-1612	42181
5583515	43222	43233HD	43233HD	51-1524	43283	51-1613	42351HD
5583516	43303	43236HD	43236HD	51-1525	43106	51-1614	43238HD
5583519	43200	43237HD	43237HD		or * 43106P	51-1615	44055HD
5583524	42579	43238HD	43238HD	51-1526	43106	51-1616	41111HD
5583612	42341	43239HD	43239HD		or * 43106P	51-1617	43240HD
5583613	41152	43240HD	43240HD	51-1527	42553	51-1618	42352HD
5583614	41156	43241HD	43241HD	51-1528	43006	51-1619	44093HD
5583615	41110	43246HD	43246HD	51-1531	43029	51-162	42114HD
5583617	41110	43247HD	43247HD	51-1532	43030	51-1622	43251HD
5583618	41127	43251HD	43251HD	51-1534	42100	51-1623	44078HD
5583618	41127M	43253HD	43253HD	51-1535	43041	51-1624	44084HD
5583619	41114	43254HD	43254HD	51-1536	43028	51-1625	44094HD
5583619	41114M	43307HD	43307HD	51-1538	43044	51-1626	41174HD
5583620	41151	43309HD	43309HD		or * 43044P	51-1629	43002
5583623	43531	43310HD	43310HD	51-1539	43044	51-1630	43001
5583811	43293	43319HD	43319HD		or * 43044P	51-1631	42000
5583820	43534	43320HD	43320HD	51-1542	42050	51-1632	43200
5591118	44053HD	43321HD	43321HD	51-1543	43111	51-1639	42004
5591124	42113	43325HD	43325HD	51-1544	43102	51-1640	42002
5591311	42113	43443HD	43443HD	51-1545	44088	51-1641	42003
5591412	42352HD	43541	43541	51-1546	43104	51-1642	42114HD
5591413	42111HD	43545HD	43545HD		or * 43104P	51-1643	42317
5591511	44086HD	43554HD	43554HD	51-1547	43104	51-1644	43443HD
5591512	44055HD	43561HD	43561HD		or * 43104P	51-1645	44053HD
5591513	43233HD	44018	44018	51-1548	43007	51-1647	44101HD
5591514	44092HD	44019	44019	51-1550	41167	51-1650	44058HD
5591515	43238HD	44034	44034	51-1551	44027	51-1652	44059HD
5591516	44084HD	44051HD	44051HD		or * 44027P	51-1653	42318HD
5591524	43084	44052HD	44052HD	51-1552	44027	51-1654	42054
5591712	45009HD	44053HD	44053HD		or * 44027P	51-1655	41082
5591811	42102HD	44054HD	44054HD	51-1555	41109	51-1659	43042HD
5591813	43225HD	44055HD	44055HD	51-1556	43094	51-1661	43050
5591815	42321HD	44057HD	44057HD	51-1557	43008	51-1662	43043
5591817	42351HD	44058HD	44058HD	51-1558	43049	51-1663	44018
5591818	44094HD	44059HD	44059HD	51-1560	42032	51-1664	42071
5591819	42114HD	44060HD	44060HD	51-1561	43154	51-1665	41009

Changeover Listing

Competitive No.	Gates No.	Competitive No.	Gates No.	Competitive No.	Gates No.	Competitive No.	Gates No.
CARQUEST - Cont.		CARQUEST - Cont.		CARQUEST - Cont.		CARQUEST - Cont.	
51-1666	43046	51-1744	42083	51-1826	42029	51-1930	42007
51-1667	43264	51-1745	42084	51-1829	42159	51-1931	41039
51-1668	42070	51-1746	43092	51-1830	42156	51-1932	42046
51-1669	42057	51-1747	43103	51-1831	43304	51-1934	41146
51-1670	43051	51-1748	43091	51-1833	42216	51-1935	42331
51-1671	43053	51-1749	43095	51-1834	42162	51-1936	41147
51-1672	44019	51-1750	41015	51-1835	42033	51-1937	42206
51-1673	43272	51-1751	44099	51-1836	42173	51-1938	41089
	or * 43272P	51-1752	42117	51-1837	41001	51-1939	42108
51-1674	43272	51-1753	44028	51-1838	42034	51-1940	41149
	or * 43272P	51-1756	43097	51-1839	43033	51-1941	42240
51-1675	43052	51-1757	42088	51-1840	42167	51-1942	41098
51-1676	42058	51-1758	42094	51-1842	43039	51-1944	43300
51-1677	41010	51-1759	43098	51-1844	42005	51-1945	42118
51-1679	43057		or * 42094P	51-1848	41002	51-1946	41055
51-1680	44007	51-1760	41016	51-1849	41004	51-1947	42197
51-1681	42128	51-1761	43129	51-1850	41181	51-1948	41141
51-1682	43056	51-1762	41021	51-1853	42166	51-1951	42127
51-1683	43055	51-1764	42092	51-1854	41003	51-1952	41133
51-1684	43058	51-1765	44033	51-1855	41005	51-1953	41095
51-1685	42129	51-1767	43112	51-1856	42168	51-1955	42016
51-1686	42060	51-1768	41084	51-1857	42035	51-1956	42014
51-1687	43082	51-1769	42089	51-1859	41006	51-1957	42018
51-1688	41092	51-1770	41052	51-1861	41070	51-1958	41035
51-1689	43066	51-1771	41019	51-1862	43037	51-1959	42021
51-1690	42074	51-1772	41020	51-1863	43034	51-1960	41043
51-1691	43060	51-1773	43116	51-1864	42041	51-1961	41040
51-1692	43087	51-1774	41022	51-1865	41079	51-1962	41044
51-1693	43084	51-1775	43113	51-1866	43263	51-1963	43136
51-1694	42062	51-1776	44030	51-1867	42293	51-1964	42119
51-1695	42064	51-1777	43098	51-1868	42292	51-1966	42339
51-1696	42131		or * 42094P	51-1869	43501	51-1967	42242
51-1697	42063	51-1778	42091	51-1870	42047	51-1968	42243
51-1699	43021HD	51-1779	41023	51-1872	42224	51-1970	43293
51-16M	43443HD	51-1782	41080	51-1874	42176	51-1972	42012
51-1700	43125HD	51-1783	42284	51-1875	41130	51-1973	41153
51-1701	43083	51-1784	43114	51-1876	41068	51-1975	42013
51-1703	44022	51-1785	42095	51-1877	41132	51-1976	42017
51-1704	42135	51-1786	43115	51-1878	42214	51-1977	42014
51-1705	44008	51-1787	41025	51-1879	41158	51-1978	43301
51-1706	44023	51-1788	44040	51-1880	42202	51-1983	42208
51-1708	42071	51-1789	42212	51-1881	42221	51-1984	41076
51-1709	44024	51-1790	42106	51-1883	42337	51-1985	42011
51-1710	43065	51-1791	43130	51-1884	42222	51-1986	43019
51-1711	42067	51-1792	44034	51-1888	42203	51-1987	43022
51-1712	43061	51-1793	44100	51-1889	41131	51-1988	42132
51-1713	43062	51-1794	44035	51-1890	42223	51-1989	41072
51-1714	41011	51-1795	41027	51-1892	41031	51-1990	42164
51-1715	42066	51-1796	44036	51-1893	42178	51-1991	42565
51-1716	43063	51-1797	42096	51-1896	41030	51-1992	41152
51-1717	43064	51-1798	44037	51-1897	41171	51-1993	41160
51-1718	45007	51-1799	44038	51-1898	42230	51-1995	43161
51-1719	41014	51-1800	43117	51-1899	41071	51-1996	43159
51-1720	42334	51-1801	41026	51-1900	41029	51-1997	42259
51-1721	44009	51-1802	43118	51-1901	41134	51-1998	42324
51-1722	43068	51-1803	44042	51-1902	41145	51-2002	42010
51-1723	43069	51-1804	42097	51-1903	42228	51-2004	43210
51-1724	43067	51-1805	41028	51-1904	42338	51-2005	43184
51-1726	43070	51-1806	43315	51-1905	42272	51-2006	42149
51-1727	43131	51-1807	45001	51-1906	41060	51-2008	41148
51-1728	42315	51-1808	41142	51-1908	42341	51-2009	42232
51-1729	43279	51-1809	45002	51-1910	41037	51-2010	43302
51-1730	42079	51-1810	45003	51-1911	41097	51-2011	42048
51-1731	43504	51-1811	44043	51-1912	42181	51-2012	43222
51-1732	42065	51-1812	44056	51-1914	42126	51-2013	41162
51-1733	45000	51-1813	45005	51-1916	41135	51-2014	41073
51-1734	41013	51-1814	44045	51-1918	42261	51-2016	41042
51-1735	43090	51-1815	44089	51-1919	42258	51-2018	42163
51-1736	42080	51-1816	42296	51-1920	42059	51-2019	41138
51-1737	41121	51-1817	41122	51-1921	42309	51-2020	41075
	or 42081	51-1818	43025	51-1922	41038	51-2021	43513
51-1738	42068	51-1819	42028	51-1923	41151	51-2022	43213
51-1739	42294	51-1820	43026	51-1924	41137	51-2023	44047
51-1740	41121		or * 43026P	51-1925	42236	51-2024	43132
	or 42081	51-1821	43026	51-1926	42237	51-2025	41053
51-1741	41120		or * 43026P	51-1927	42276	51-2026	41054
51-1742	41119	51-1823	41143	51-1928	43288	51-2027	42194
51-1743	41118	51-1825	42157	51-1929	41165	51-2028	42207

* High Performance Pump. ◆ Construction Alternative. ● Not Exact Duplicate.

Changeover Listing

Competitive No.	Gates No.	Competitive No.	Gates No.	Competitive No.	Gates No.	Competitive No.	Gates No.
CARQUEST - Cont.		CARQUEST - Cont.		CARQUEST - Cont.		Carter - Cont.	
51-2029	41041	51-2129	41125	51-2480	43520	50615	43026
51-2033	42147	51-2130	43141	51-2493	42289		or * 43026P
51-2034	43303	51-2131	42142	51-2497	41188	50616	42032
51-2035	43297	51-2132	42281	51-2501	42588	50618	44004
51-2037	42023	51-2133	41058	51-2512	41033	50631	43000
51-2038	43277	51-2134	41124	WP-1085	42048	50633	42086
51-2039	41081	51-2135	41127	WP-1092	43019	50634	42090
51-2040	42045		or ◆ 41127M	WP-495	42071	50640	42070
51-2041	42188	51-2136	41114	WP-500	42214	50646	44006
51-2044	43295		or ◆ 41114M	WP-580	42203	50650	42111HD
51-2046	41045	51-2137	44082	WP-766	42216	50653	42258
51-2047	41047	51-2138	44081	WP-782	42330	50654	42103
51-2048	43305	51-2139	42316	WP-789	42240	50657	43101
51-2049	42328	51-2140	42285	WP-825	42212	50658	42085
51-2050	42336	51-2141	42192	WP-899	41004	50660	43091
51-2051	42255	51-2142	42172	WP-9010	41103	50665	43099
51-2052	44085	51-2143	43140	WP-9018	41026		or * 43099P
51-2053	42305	51-2144	42302	WP-9032	43062	50666	43100
51-2054	42136	51-2145	42138	WP-9050	41055	50667	43102
51-2055	42115	51-2146	42307	WP-9083	42194	50671	42028
51-2056	41057	51-2147	42299	WP-9121	41050	50672	45003
51-2057	41155	51-2148	41078	WP-9122	41164	50674	42089
51-2058	42161	51-2149	42253	WP-9124	42135	50676	41082
51-2059	42198	51-2150	41179	WP-9136	41049	50677	44003
51-2060	42141	51-2151	41115	WP-9137	41061	50678	42054
51-2061	42189	51-2152	41116	WP-9140	43141	50679	43025
51-2062	42251	51-2167	43026	WP-9163	42259	50684	42224
51-2063	41163		or * 43026P	WP-9164	43037	50685	42223
51-2064	42319	51-2173	43272	WP-9165	42138	50686	43288
51-2065	42245		or * 43272P	WP-9166	43279	50690	42084
51-2066	41046	51-2178	42221	WP-9167	41121	50691	43092
51-2067	41156	51-2190	43520		or 42081	50700	41130
51-2068	41036	51-2191	42349	WP-9177	42167	50701	41068
51-2069	43278	51-2192	43555	WP-9182	45005	50702	41132
51-2071	42120	51-2193	41185	WP-9187	42253	50703	42176
51-2072	41154	51-2194	43544	WP-9201	42316	50705	42214
51-2073	44091	51-2195	42312	WP-9260	43502	50707	42153
51-2077	44048	51-2196	41124	WP-9272	44089	50713	41051
51-2078	41050	51-2197	43505	WP-9275	41058	50718	41131
51-2079	42247	51-2198	41116	WP-9276	43520	50721	41143
51-2081	43291	51-2200	43506	Carter		50722	41029
51-2085	41161	51-2201	42345	50374	43110	50723	41030
51-2087	42335	51-2202	42301	50414	41158	50724	41031
51-2088	42134	51-2203	42313	50420	43072	50726	43154
51-2089	42340	51-2204	42286	50425	43029	50730	42202
51-2090	42199	51-2205	42348	50435	44029	50731	42337
51-2091	41164	51-2208	43518	50445	43121	50732	41145
51-2092	42171	51-2209	43262	50456	42057	50733	42222
51-2093	43163	51-2220	43511	50460	44032	50734	42221
51-2094	43166	51-2221	43512	50478	43122	50738	42029
51-2095	43168	51-2224	43503	50485	43028	50741	43095
51-2097	42256	51-2229	43530	50493	42082	50742	41015
51-2098	41106	51-2235	41184	50496	43006	50743	44099
51-2101	42250	51-2236	43535	50541	43041	50744	42117
51-2102	42254	51-2238	44085	50548	44005	50745	43043
51-2104	43262	51-2240	43527	50556	43111	50747	44028
51-2105	43216	51-2241	43507	50565	42050	50748	43136
51-2106	41159	51-2243	43543	50569	43007	50754	43001
51-2108	43290	51-2244	43537	50577	42246	50756	44018
51-2109	43255	51-2255	43500	50578	43106	50770	42094
51-2110	41128	51-2259	45006	50579	44027	50771	42088
51-2111	41110	51-2321	42586		or * 43106P	50772	42156
51-2112	41113	51-2327	45010	50580	44027	50773	42157
51-2113	43164	51-2328	43542		or * 44027P	50775	42178
51-2115	43298	51-2344	42144	50582	44088	50776	41071
51-2116	41103	51-2375	43324	50587	41109	50777	41133
51-2117	44049	51-2377	43533	50595	43094	50779	41037
51-2118	41049	51-2378	43522	50597	41168	50780	41060
51-2119	43171	51-2380	43538	50600	41167	50786	43210
51-2120	41048	51-2382	42571	50605	43107	50787	43210
51-2121	41061	51-2386	43273	50607	43002	50789	42203
51-2122	43133	51-2388	43541	50608	43049	50791	42000
51-2124	42170	51-2435	42408	50609	43104	50796	41016
51-2125	42280	51-2454	43539		or * 43104P	50797	42083
51-2126	41127	51-2458	42585	50611	43109	50798	42095
	or ◆ 41127M	51-2474	42025	50612	42055	50799	43112
51-2127	41107	51-2475	43526	50614	43103	50800	43097
51-2128	42297	51-2479	42290			50801	41021

Changeover Listing

Competitive No.	Gates No.	Competitive No.	Gates No.	Competitive No.	Gates No.	Competitive No.	Gates No.
Carter - Cont.		Carter - Cont.		Duralast - Cont.		Duralast - Cont.	
50803.....	41084	51239.....	43301	AWP-2156.....	41202	AWP-815.....	41153
50806.....	42092	51241.....	42129	AWP-2196.....	42220	AWP-844.....	41024
50813.....	42159	51268.....	43116	AWP-2224.....	41194	AWP-849.....	41027
50815.....	42047	51269.....	43113	AWP-2235.....	42022	AWP-861.....	41138
50816.....	42058	51270.....	42004	AWP-2249.....	41083	AWP-862.....	41075
50819.....	41009	51277.....	42002	AWP-2281.....	41201	AWP-867.....	41041
50821.....	43050	51278.....	42003	AWP-2330.....	41198	AWP-871.....	41036
50824.....	43046	51280.....	43056	AWP-2375.....	41086	AWP-875.....	41045
50825.....	43047	51281.....	43055		or 41086BH	AWP-876.....	41047
50831.....	43200	51300.....	42162	AWP-2376.....	41086	AWP-882.....	41057
50833.....	42338	51301.....	41153		or 41086BH	AWP-883.....	41155
50836.....	42228	51303.....	42119	AWP-2377.....	41064	AWP-885.....	41046
50837.....	42230	51305.....	41092	AWP-2380.....	41501E	AWP-890.....	41002
50838.....	41171	51306.....	43087	AWP-2382.....	41503E	AWP-898.....	41163
50840.....	41089	51307.....	42212	AWP-2383.....	41507E	AWP-899.....	41004
50841.....	42261	51314.....	41097	AWP-2384.....	41508E	AWP-9010.....	41103
50842.....	42272	51315.....	41018	AWP-2385.....	41511E	AWP-9017.....	41028
50843.....	41151	51318.....	41162	AWP-2386.....	41512E	AWP-9018.....	41026
50846.....	42324	51319.....	41073	AWP-2388.....	41506E	AWP-9023.....	41005
50851.....	42126	51320.....	42197	AWP-2389.....	41505E	AWP-9024.....	41003
50869.....	42203	51332.....	41134	AWP-2390.....	41515E	AWP-9026.....	41081
50891.....	43042HD	51339.....	42033	AWP-2391.....	41514E	AWP-9035.....	41011
50895.....	44033	51340.....	42173	AWP-4027.....	43540	AWP-9050.....	41055
50897.....	42048	51347.....	42131	AWP-438.....	41109	AWP-9054.....	41089
50898.....	42046	51348.....	43082	AWP-504.....	41167	AWP-9055.....	41014
50903.....	43184	51350.....	43161	AWP-505.....	41132	AWP-9057.....	41154
50908.....	41160	51351.....	42074	AWP-507.....	41068	AWP-9074.....	42565
50910.....	43159	51358.....	41148	AWP-508.....	41130	AWP-9078.....	41110
50914.....	42017	51359.....	43114	AWP-528.....	41158	AWP-9081.....	41035
50915.....	41035	51360.....	42206	AWP-529.....	41051	AWP-9095.....	41106
50916.....	42012	51363.....	42147	AWP-540.....	41082	AWP-9096.....	41125
50918.....	42014	51365.....	42095	AWP-576.....	41029		or 41159
50919.....	42013	51370.....	42063	AWP-578.....	41131	AWP-9102.....	41013
50921.....	42276	51372.....	42259	AWP-580.....	42203	AWP-9107.....	41142
50928.....	41147	51374.....	43302	AWP-587.....	41016	AWP-9108.....	41006
50935.....	42181	51379.....	42016	AWP-588.....	41015	AWP-9110.....	41128
50939.....	41038	51384.....	43293	AWP-601.....	41071	AWP-9113.....	41161
50941.....	42236	51393.....	42305	AWP-610.....	41009	AWP-9114.....	42561
50943.....	41019	51397.....	42284	AWP-612.....	41031	AWP-9118.....	41117
50944.....	41020	51399.....	41040	AWP-613.....	41038	AWP-9120.....	41048
50945.....	41010	51400.....	41042	AWP-614.....	41037	AWP-9121.....	41050
50946.....	43051	51402.....	42232	AWP-616.....	41145	AWP-9122.....	41164
50947.....	44019	51407.....	42207	AWP-618.....	41171	AWP-9131.....	41070
50950.....	42059	51411.....	43297	AWP-624.....	41019	AWP-9132.....	41079
50952.....	43272	51440.....	42242	AWP-625.....	41020	AWP-9136.....	41049
	or * 43272PH	51441.....	42243	AWP-631.....	41022	AWP-9137.....	41061
50953.....	41097	51444.....	41041	AWP-637.....	41097	AWP-9139.....	41107
50954.....	42339	51448.....	41075	AWP-638.....	41052	AWP-9156.....	43131
50957.....	42237	51450.....	43305	AWP-639.....	41084	AWP-9171.....	42280
50958.....	41146	FP2492.....	42313	AWP-647.....	41010	AWP-9173.....	41101
50959.....	42331			AWP-666.....	41095	AWP-9176.....	41078
50960.....	41135	Dorman		AWP-668.....	42059	AWP-9187.....	42253
50961.....	41137	902001.....	41515E	AWP-669.....	41030	AWP-9207.....	41115
50963.....	41039	902407.....	41519E	AWP-671.....	41039	AWP-9216.....	41120
50964.....	42309			AWP-674.....	41060	AWP-9225.....	41118
51029.....	41141	Duralast		AWP-681.....	41141	AWP-9231.....	41113
51034.....	43052	AWP-1017.....	41029	AWP-686.....	41147	AWP-9234.....	41122
51110.....	42091	AWP-1085.....	42048	AWP-692.....	41135	AWP-9249.....	41114
51151.....	42208	AWP-1103.....	41190	AWP-694.....	41137		or ♦ 41114M
51152.....	41165	AWP-1878.....	41180	AWP-707.....	41151	AWP-9260.....	43502
51154.....	41098	AWP-1901.....	42408	AWP-717.....	41053	AWP-9270.....	41127
51159.....	43054	AWP-1902.....	41017	AWP-718.....	41054		or ♦ 41127M
51161.....	42127	AWP-1978.....	41096	AWP-719.....	41018	AWP-9275.....	41058
51162.....	41022			AWP-721.....	41023	AWP-9276.....	43534
51164.....	42007			AWP-732.....	41001	AWP-9316.....	41124
51165.....	42128			AWP-745.....	41092	AWP-9320.....	43505
51166.....	42060			AWP-756.....	41040	AWP-9322.....	41179
51167.....	43058			AWP-757.....	41044	AWP-9325.....	42285
51172.....	41095			AWP-758.....	41043	AWP-9336.....	43531
51173.....	42108			AWP-759.....	41042	AWP-9350.....	43512
51174.....	42216			AWP-763.....	41072	AWP-9351.....	44405
51176.....	42118			AWP-770.....	41073	AWP-9354.....	43503
51177.....	43019			AWP-772.....	41133	AWP-9361.....	43530
51178.....	44007			AWP-774.....	41076	AWP-9366.....	41186
51181.....	42202			AWP-775.....	41162	AWP-9372.....	43514
51188.....	43300			AWP-783.....	41149	AWP-9376.....	41080
51234.....	41149			AWP-795.....	41152	AWP-9380.....	41065
51235.....	42240			AWP-809.....	41160	AWP-9412.....	● 43230BH

Changeover Listing

Competitive No.	Gates No.	Competitive No.	Gates No.	Competitive No.	Gates No.	Competitive No.	Gates No.
Duralast - Cont.		Duralast - Cont.		Duralast - Cont.		Duralast - Cont.	
AWP-9543	43253HD	BWP-620	42272	BWP-9016	42097	BWP-9414	43273
AWP-9551	43246HD	BWP-621	42092	BWP-9022	42035	BWP-9415	43541
AWP-9552	43247HD	BWP-622	42089	BWP-9025	42168	BWP-9418	43533
AWP-9559	43244	BWP-623	42083	BWP-9027	42045	BWP-F108	43299
AWP-HD6058	41129HD	BWP-634	42094	BWP-9029	42166	BWP-HD3000	43325HD
AWP-HD6059	41111HD	BWP-636	42091	BWP-9036	42067	BWP-HD6001	42351HD
AWP-HD6071	41174HD	BWP-642	42128	BWP-9037	42334	BWP-HD6113	42322HD
BWP-1084	42046	BWP-652	42129	BWP-9043	42066	BWP-HD6114	42321HD
BWP-1088	42007	BWP-661	42159	BWP-9048	42120	BWP-HD6315	42318HD
BWP-1091	42047	BWP-662	42162	BWP-9049	42188	CWP-1000	43004
BWP-1107	43542	BWP-663	42108	BWP-9051	42340	CWP-1034	43184
BWP-1974	41012	BWP-664	42261	BWP-9066	42206	CWP-1983	43316
BWP-1985	43532	BWP-665	42341	BWP-9067	42328	CWP-2064	43538
BWP-1986	42110	BWP-675	42126	BWP-9072	42251	CWP-2065	42580
BWP-2058	41196	BWP-682	41165	BWP-9073	42247	CWP-2083	43553
BWP-2059	42260	BWP-683	42208	BWP-9076	41156	CWP-2090	43325HD
BWP-2066	42571	BWP-685	42237	BWP-9086	42134	CWP-2138	42582
BWP-207	42102HD	BWP-687	42338	BWP-9087	42137	CWP-2139	42025
BWP-2092	42574	BWP-688	42236	BWP-9097	42068	CWP-2200	43554HD
BWP-2097	42585	BWP-690	41098	BWP-9101	43504	CWP-2227	43556
BWP-2114	42289	BWP-693	42181	BWP-9103	42041	CWP-2237	43323
BWP-2117	42015	BWP-697	41146	BWP-9105	42079	CWP-2248	43535
BWP-2119	42588	BWP-702	42127	BWP-9119	43216	CWP-2340	42146HD
BWP-2124	42283	BWP-708	42309	BWP-9124	42165	CWP-2378	41085
BWP-2136	41187	BWP-710	42284		or 42169	CWP-2445	41517E
BWP-2137	42290	BWP-722	42003	BWP-9127	42315	CWP-248	43029
BWP-2141	43526	BWP-723	42002	BWP-9138	42170	CWP-295	43030
BWP-2143	42577	BWP-724	42004	BWP-9144	42080	CWP-308	43028
BWP-2144	42570	BWP-726	41181	BWP-9146	44091	CWP-345	43283
BWP-2151	42291	BWP-742	42074	BWP-9147	42189	CWP-352	43072
BWP-2234	42027	BWP-750	42034	BWP-9151	42335	CWP-373	43106
BWP-2236	42174	BWP-751	42033	BWP-9152	42250		or * 43106P
BWP-225	42344HD	BWP-755	42164	BWP-9153	42254	CWP-373HD	43106P
BWP-2251	42031	BWP-764	42132	BWP-9158	42256		or ♦ 43106
BWP-2279	44012	BWP-766	42216	BWP-9162	42011	CWP-381	43122
BWP-2381	41502E	BWP-767	42118	BWP-9163	42259	CWP-382	43110
BWP-2387	41513E	BWP-768	42119	BWP-9165	42138	CWP-384	43121
BWP-2397	41504E	BWP-776	42232	BWP-9167	41121	CWP-398	43005
BWP-2398	41500E	BWP-777	42207		or 42081	CWP-399	43041
BWP2466	42262	BWP-781	42305	BWP-9170	42199	CWP-411	43102
BWP-278	42317	BWP-782	42330	BWP-9174	42172	CWP-413	43044
BWP-322	42098	BWP-784	42339	BWP-9177	42167		or * 43044P
BWP-350	42061	BWP-785	41148	BWP-9200	42293	CWP-413HDA	43044P
BWP-386	42082	BWP-786	42242	BWP-9201	42316		or ♦ 43044
BWP-386HDA	43277	BWP-787	42243	BWP-9202	43140	CWP-424	43111
BWP-404	42055	BWP-789	42240	BWP-9203	43500	CWP-437	43007
BWP-431	42246	BWP-798	42013	BWP-9204	42297	CWP-445	43008
BWP-460	42111HD	BWP-799	42012	BWP-9210	42292	CWP-450	43094
BWP-466	42032	BWP-800	42017	BWP-9219	41119	CWP-451	43109
BWP-473	42086	BWP-801	42018	BWP-9228	42296	CWP-455	43100
BWP-479	42258	BWP-802	42016	BWP-9237	42281	CWP-458	43049
BWP-485	42090	BWP-803	42014	BWP-9246	42298	CWP-461	43104
BWP-487	42085	BWP-807	42149	BWP-9251	42141		or * 43104P
BWP-489	42100	BWP-814	42197	BWP-9254	42302	CWP-461HD	43104P
BWP-493	42057	BWP-825	42212	BWP-9256	42171		or ♦ 43104
BWP-494	42070	BWP-833	42131	BWP-9271	42299	CWP-464	43026
BWP-495	42071	BWP-835	42062	BWP-9273	41121		or * 43026P
BWP-500	42214	BWP-836	42064	BWP-9278	41518E	CWP-478	43000
BWP-506	42324	BWP-837	42063	BWP-9304	42300	CWP-482	43076
BWP-511	42176	BWP-841	42065	BWP-9305	42168	CWP-486	43107
BWP-525	42224	BWP-853	42005	BWP-9309	41185	CWP-490	43101
BWP-536	42054	BWP-860	42163	BWP-9313	43544	CWP-520	43099
BWP-550	41143	BWP-864	43213	BWP-9314	42312		or * 43099P
BWP-557	42202	BWP-868	42147	BWP-9330	41116	CWP-520HD	43099P
BWP-558	42221	BWP-869	43168	BWP-9333	42192		or ♦ 43099
BWP-560	42084	BWP-870	42023	BWP-9334	43506	CWP-538	43002
BWP-562	42223	BWP-878	42336	BWP-9335	42345	CWP-545	43154
BWP-566	42058	BWP-880	42136	BWP-9337	42301	CWP-546	43025
BWP-568	42222	BWP-881	42115	BWP-9338	42313	CWP-547	43026
BWP-573	42337	BWP-884	42198	BWP-9339	42286		or * 43026P
BWP-577	42178	BWP-891	42095	BWP-9340	42348	CWP-547HDA	43026P
BWP-593	42117	BWP-892	42114HD	BWP-9341	42353		or ♦ 43026
BWP-599	42029	BWP-894	42096	BWP-9349	43511	CWP-561	43092
BWP-602	42156	BWP-895	42319	BWP-9363	41184	CWP-565	43091
BWP-603	42157	BWP-896	42245	BWP-9369	43527	CWP-571	43050
BWP-604	42060	BWP-897	42135	BWP-9371	43507	CWP-572	43264
BWP-617	42228	BWP-9008	42352HD	BWP-9379	42579	CWP-583	42000
BWP-619	42230	BWP-9013	42161	BWP-9413	43549	CWP-584	43001

Changeover Listing

Competitive No.	Gates No.	Competitive No.	Gates No.	Competitive No.	Gates No.	Competitive No.	Gates No.
Eastern - Cont.		Eastern - Cont.		Eastern - Cont.		Eastern - Cont.	
18-1217	43229HD	18-1438	43034	18-1600	42569	18-1773	42345
18-1225	43007	18-1439	42041	18-1601	45002	18-1774	43511
18-1227	43077	18-144	42565	18-1602	45005	18-1775	42313
18-1230	43225HD	18-1440	41050	18-1603	42316	18-1780	43262
18-1232	43076	18-1441	42134	18-1604	42297	18-1784	43541
18-1237	42113	18-1442	41164	18-1605	42293	18-1785	41185
18-1243	43129	18-1443	41106	18-1606	43503	18-1787	44054HD
18-1244	42114HD	18-1444	43216	18-1607	42281	18-1793	43319HD
18-1246	44101HD	18-1445	43290	18-1608	42141	18-1794	43320HD
18-1250	43073HD	18-1447	44049	18-1609	43267	18-1796	43531
18-1256	43443HD	18-1448	41048	18-1610	43266	18-1797	43503
18-1258	43235	18-1452	41048	18-1612	41058	18-1798	43540
18-1263	43253HD	18-1473	43240HD	18-1613	41127	18-1804	43530
18-1264	44092HD	18-1474	44055HD		or ♦ 41127M	18-1901	43543
18-1273	42194	18-14751P	41129HD	18-1614	41114	18-1903	42022
18-1274	44093HD	18-14751P	41129HD		or ♦ 41114M	18-1904	42585
18-1276	43244	18-14761P	41111HD	18-1615	42302	18-1905	43528
18-1278	43247HD	18-14761P	41111HD	18-1619	42299	18-1906	43533
18-1283	43251HD	18-14771P	41173HD	18-162	42224	18-1912	43324
18-1285	43059HD	18-14771P	41173HD	18-1627	43263	18-1914	42288
18-1300	44069HD	18-14781P	41174HD	18-1628	42349	18-1915	41184
18-1301	42321HD	18-14781P	41174HD	18-1629	42292	18-1922	42586
18-1302	42322HD	18-148	43288	18-1632	42294	18-193	41158
18-1308	42067	18-1481	45001	18-1633	41121	18-1935	43273
18-1309	44078HD	18-1482	43067	18-1634	41120	18-1938	43537
18-1311	44084HD	18-1483	42254	18-1635	41119	18-1940	43538
18-1312	44094HD	18-1484	42250	18-1636	41118	18-1943	41196
18-132	42202	18-1486	43131	18-1637	42296	18-1944	41191
18-1320	43061	18-1487	42079	18-1638	41122	18-1945	42144
18-1321	41011	18-1488	43279	18-164	42223	18-1953	42408
18-1323	43063	18-1489	43070	18-1640	42298	18-197	42276
18-1324	43064	18-149	43210	18-1641	41113	18-1974	43553
18-1326	41026	18-1491	43171	18-1642	44082	18-1975	43552
18-1327	43118	18-1493	43254HD	18-1643	44081	18-1978	43532
18-1328	41005	18-1494	42068	18-1644	41124	18-198	42272
18-1329	41154	18-1497	42335	18-1645	43271	18-199	43293
18-133	42203	18-1498	42256	18-1646	41115	18-202	42029
18-1330	44091	18-1499	41159	18-1647	43520	18-205	43092
18-1331	41110	18-1503	41110	18-1652	45005	18-206	41171
18-1347	41055	18-151	41167	18-1653	45002	18-207	41071
18-1366	44059HD	18-1536	41128	18-1656	43502	18-208	41015
18-1367	42137	18-1546	43133	18-1684	42301	18-209	41016
18-1373	43062	18-1547	42170	18-1685	42286	18-210	43091
18-1374	42066	18-1548	42280	18-1693	45007	18-211	42085
18-1375	45007	18-1549	42199	18-1694	42068	18-212	42156
18-1376	41014	18-1550	43255	18-1697	43547	18-213	42157
18-1377	42334	18-1552	41070	18-1699	41116	18-215	43095
18-1378	44009	18-1553	41079	18-1704	43522	18-216	43043
18-1379	42068	18-1554	41142	18-1706	43518	18-217	42060
18-1380	43068	18-1555	42080	18-1707	43506	18-218	43200
18-1381	44100	18-1556	42059	18-171	42221	18-222	44028
18-1382	42097	18-1557	43090	18-1713	41179	18-226	44099
18-1383	41028	18-1558	44043	18-1714	43549	18-227	42088
18-1384	43315	18-1559	44056	18-1715	42313	18-233	43264
18-1385	41003	18-1560	43262	18-1716	43507	18-234	43050
18-1386	42168	18-1561	41061	18-1718	42348	18-236	43046
18-1387	42035	18-1562	43298	18-172	42214	18-238P	43097
18-139	42566	18-1564	41107	18-1720	43513	18-241	41089
18-1390	42340	18-1565	43141	18-1726	42312	18-242	42228
18-1391	42171	18-1566	42142	18-1727	42353	18-244	41146
18-1392	43163	18-1567	42170	18-1728	43521	18-245	42230
18-1393	43164	18-1575	45000	18-1733	41103	18-246	42338
18-1395	43166	18-1575NT	43546	18-1734	44405	18-247	41134
18-1396	43168	18-1585	41006	18-1735	42285	18-248	42159
18-1397	42301	18-1586	41121	18-1736	42300	18-2508	42103
18-1416	42061		or 42081	18-1737	41061	18-251	41037
18-1417	43008	18-1587	42068	18-1740	43500	18-252	41060
18-1419	42352HD	18-1588	44045	18-1742	44066HD	18-253	42016
18-1420	43069	18-1589	44045	18-1744	43514	18-254	42014
18-1427	43086	18-159	41168	18-1745	43512	18-256	43184
18-1428	42065	18-1591	41125	18-1747	43501	18-261	41151
18-1429	41013	18-1592	41101	18-175	42222	18-264	43136
18-1430	44005	18-1593	42192	18-1751	42553	18-265	42567
18-1431	42165	18-1594	42172	18-1757	42253	18-266	42337
	or 42169	18-1595	43140	18-1765	42250	18-267	41145
18-1432	44048	18-1597	42138	18-1768	43505	18-270	41133
18-1434	43037	18-1598	42307	18-1770	41101	18-271	43019
18-1436	43291	18-1599	41078	18-1772	43531		

Changeover Listing

Competitive No.	Gates No.	Competitive No.	Gates No.	Competitive No.	Gates No.	Competitive No.	Gates No.
Eastern - Cont.		Eastern - Cont.		Eastern - Cont.		GMB - Cont.	
18-272	43026 or * 43026P	18-433	43300	18-604	41117	110-1060	42002
18-273	42117	18-434	42108	18-605	43084	110-1070	42003
18-275	43025	18-436	41165	18-606	43302	110-1080	42004
18-276	42082	18-437	42208	18-610	41018	110-1090	42005
18-278	43098 or * 42094P	18-438	42331	18-611	42242	110-2052	43004
18-281	42054	18-439	41020	18-612	42243	110-2843	43005
18-283	43000	18-440	42058	18-614	42331	110-2908	43006
18-284	42013	18-442	43052	18-615	42284	110-2986	43007
18-285	42126	18-443	41039	18-619	41072	110-3021	43008
18-287	43161	18-445	42118	18-620	42232	113-1050	42007
18-288	42261	18-446	41055	18-621	41162	113-1130	43019
18-289	41152	18-447	42055	18-622	41073	113-2050	42010
18-292	43042HD	18-448	43041	18-623	41076	113-2070	44091
18-300	43094	18-449	43272 or * 43272P	18-626	43114	113-2090	42011
18-302	41009	18-451	43053	18-631	42021	113-2100	43022
18-303	45003	18-452	42003	18-635	42011	115-1010	42012
18-304	43047	18-453	43116	18-637	43022	115-1020	42013
18-305	44019	18-455	42091	18-638	42149	115-1040	42014
18-307	42071	18-456	41010	18-642	42197	115-1050	41035
18-308	43099 or * 43099P	18-457	42002	18-647	41054	115-1060	42016
18-309	43044 or * 43044P	18-460	41022	18-648	41053	115-1070	42017
18-310	41097	18-462	41019	18-650	42163	115-1080	42018
18-311	42221	18-465	43222	18-654	42132	115-2070	42021
18-312	41148	18-466	43101	18-655	42131	115-2080	41036
18-313	42181	18-467	43102	18-670	41041	115-2085	42023
18-314	43304	18-468	43106 or * 43106P	18-671	41042	115-2090	41057
18-316	41038	18-471	43057	18-673	42207	115-2095	43277
18-317	42206	18-472	44007	18-678	42561	115-2100	43278
18-318	43109	18-474	42128	18-682M	42106	115-2110	43262
18-319	44029	18-477	44007	18-684M	41041	115-2120	43262
18-320	43111	18-478	42094	18-685M	44034	115-2130	43518
18-321	43110	18-480	42094	18-687M	43083	115-2190	41117
18-322	44005	18-481	42240	18-689M	43039	115-2240	43535
18-323	42111HD	18-482	43113	18-701	42063	115-2250	43534
18-325	41147	18-487	41040	18-706	44022	115-2270	41504E
18-334	43112	18-488	41044	18-707	41045	115-3090	41057
18-335	41135	18-489	41043	18-708	41047	120-1040	42028
18-336	41137	18-490	42119	18-710	42344HD	120-1050	42029
18-337	42236	18-499	42164	18-713	43305	120-1060	43025
18-342	42339	18-500	44018	18-722	43026 or * 43026P	120-1070	43026
18-343	41052	18-5001	44053HD	18-804	43030	120-1070P	43026P
18-345	41021	18-5058	42095	18-806	42023		or ♦ 43026
18-346	42092	18-506	44004	18-808	42253	120-1200	42032
18-347	43122	18-5061	42318HD	18-813	43513	120-1210	43028
18-348	44003	18-508	43049	18-823	41075	120-1220	43029
18-351	43051	18-509	42057	18-825	41103	120-1250	43030
18-353	42216	18-510	42032	18-826	44047	120-1260	42033
18-355	42162	18-511	43001	18-844	42305	120-1270	41001
18-356	42089	18-512	42147	18-852	44100	120-1280	42034
18-357	42059	18-513	42173	18-856	44035	120-1290	41002
18-358	43054	18-519	42018	18-858	44008	120-1300	41003
18-360	43002	18-520	43005	18-875	42071	120-1310	41004
18-361	43100	18-525	44030	18-884	43021HD	120-1320	41005
18-362	43103	18-529	42129	18-885	43125HD	120-1330	42035
18-363	43104 or * 43104P	18-531	41092	18-888	41024	120-1340	41070
18-364	44027 or * 44027P	18-532	43087	18-889	41025	120-1350	41079
18-365	42070	18-533	43055	18-893	43213	120-2000	42015
18-374	42090	18-535	43082	18-896	41080	120-2010	42588
18-377	42567	18-536	43056	18-897	43033	120-2713	42554
18-378	42237	18-539	43297	18-898	44040	120-2907	42553
18-380	41153	18-546	42004	18-899	43543	120-3020	43033
18-381	43303	18-547	43058	18-907	42045	120-3040	43034
18-383	42309	18-574	41149	18-908	41081	120-3041	43034
18-388	41098	18-575	43004	18-910	42167	120-3050	41002
18-389	42127	18-582	42212	18-911	43283	120-3055	41004
18-399	41141	18-587	42086	18-912	43115	120-3070	43037
18-400	44064HD	18-590	43066	18-913	43132	120-3071	43037
18-401	44086HD	18-591	42074	18-925	44085	120-3072	41181
18-426	43301	18-592	42062	18-926	42255	120-4110	41005
18-428	44033	18-593	43060	18-931	42335	120-4130	42035
18-429	41095	18-594	42064	18-932	41138	120-4150	42165
18-430	41084	18-596	43107				or 42169
		18-597	41023	GMB		120-4190	42041
		18-599	41001	110-1010	43000	120-4220	41006
		18-600	42034	110-1030	43001	120-4230	42292
		18-6000	41049	110-1040	43002	120-4340	42293
		18-601	42033	110-1050	42000	120-4350	43263
		18-602	41181				

* High Performance Pump. ♦ Construction Alternative. ● Not Exact Duplicate.

Changeover Listing

Competitive No.	Gates No.	Competitive No.	Gates No.	Competitive No.	Gates No.	Competitive No.	Gates No.
GMB - Cont.		GMB - Cont.		GMB - Cont.		GMB - Cont.	
120-4360	43500	125-1940	43067	130-1290	43103	130-6074	44036
120-4370	43501	125-1950	42334	130-1310	43104	130-6080	45001
120-4420	41202	125-1960	43068		or * 43104P	130-7090	44089
120-4600	43558	125-1970	43069	130-1310P	43104P	130-7100	44037
120-5877	43547	125-1980	42068		or ♦ 43104	130-7110	44038
120-7132	43039	125-1990	42315	130-1320	44027	130-7130	41028
120-7150	43543	125-2100	41013		or * 44027P	130-7140	41026
120-7170	43542	125-2101	43070	130-1320P	44027P	130-7180	44040
120-7180	42144	125-2102	43279		or ♦ 44027	130-7200	44042
120-7220	43324	125-2430	41187	130-1330	44099	130-7240	44043
121-2001	43502	125-2450	43541	130-1340	42090	130-7250	44056
121-2002	42408	125-2819	43072	130-1350	43106	130-7260	44045
121-2003	43502	125-2872	43073HD		or * 43106P	130-7270	45002
121-2004	42408	125-3070	43076	130-1350P	43106P	130-7290	45002
122-1320	41081	125-3083	44012		or ♦ 43106	130-7320	45005
122-1340	42045	125-4052	43077	130-1360	43107	130-7340	45005
123-1010	42046	125-4071	43021HD	130-1370	44028	130-7341	45006
123-1030	42047	125-4093	45008	130-1390	45003	130-7350	42296
123-1040	42048	125-4130	41185	130-1400	43109	130-7360	41101
125-1010	42050	125-5018	44018	130-1410	44029	130-7700	41122
125-1100	41082	125-5037	44019	130-1420	43110	130-8020	42022
125-1110	43041	125-5055	43082	130-1430	43111	130-9590	42563
125-1200	43042HD	125-5056	41092	130-1440	42095	130-9600	42569
125-1210	43043	125-5059	42074	130-1450	43112	130-9660	42586
125-1220	42060	125-5062	43084	130-1460	41018	130-9670	45010
125-1230	43044	125-5072	43125HD	130-1470	41019	130-9700	43539
	or * 43044P	125-5074	43083	130-1480	41020	130-9760	42583
125-1230P	43044P	125-5112	43086	130-1490	42091	135-1070	41029
	or ♦ 43044	125-5532	43087	130-1510	41021	135-1080	41030
125-1270	43264	125-5640	44022	130-1520	42092	135-1100	41031
125-1280	42054	125-5650	43061	130-1540	42094	135-1110	41029
125-1290	42055	125-5720	45007	130-1560	43098	135-1210	41037
125-1310	43046	125-5721	45007		or * 42094P	135-1220	41038
125-1340	43047	125-5730	41014	130-1560P	42094P	135-1230	41039
125-1350	44003	125-5750	44023		or ♦ 43098	135-1240	41095
125-1360	41009	125-5800	44024	130-1590	42095	135-1250	42108
125-1370	44004	125-5870	43131	130-1600	43113	135-1260	41040
125-1390	42070	125-5890	42068	130-1610	41022	135-1270	41041
125-1410	42057	125-5920	42079	130-1620	43114	135-1280	41042
125-1420	43049	125-5930	43546	130-1660	41023	135-1290	41043
125-1430	44005	125-5940	43090	130-1690	43115	135-1300	41044
125-1440	43050	125-5950	42080	130-1700	44030	135-1320	41045
125-1450	44006	125-5960	41121	130-1720	43116	135-1330	41046
125-1480	43051		or 42081	130-1740	42096	135-1340	41047
125-1500	42058	125-5970	41118	130-1750	43117	135-1350	44047
125-1510	41010	125-5980	42294	130-1780	42097	135-1360	44048
125-1520	42059	125-5990	41119	130-1790	43118	135-1390	41048
125-1530	43052	125-6000	41120	130-1800	41024	135-1400	41049
125-1560	43272	125-6010	41121	130-1810	41025	135-1490	41048
	or * 43272P	125-6030	43503	130-1820	43315	135-1500	43544
125-1560P	43272P	125-6040	43013	130-1830	44100	135-1530	41184
	or ♦ 43272	125-6050	43504	130-1840	41026	135-1620	42220
125-1570	43053	125-6060	43505	130-1850	41027	135-1630	42036
125-1580	43054	130-1010	42082	130-1860	41028	135-2085	43132
125-1600	43055	130-1030	43091	130-1920	43540	135-2090	41103
125-1610	42060	130-1040	43092	130-2030	43273	135-2200	41106
125-1620	44007	130-1050	42083	130-2040	42288	135-2210	41050
125-1630	43056	130-1051	42084	130-2050	41017	135-2220	44049
125-1670	43057	130-1060	41015	130-2060	45011	1352230	42260
125-1680	42061	130-1070	43094	130-2725	42098	135-2360	43133
125-1690	42062	130-1110	41016	130-2821	43121	135-2380	42316
125-1700	43058	130-1120	42085	130-2850	43122	135-2390	44405
125-1720	42063	130-1160	42086	130-2851	44032	135-2410	43506
125-1740	42071	130-1170	43095	130-2927	42100	135-2420	41115
125-1750	42064	130-1201	43097	130-2981	44088	135-2430	41103
125-1760	44008	130-1210	42088	130-2986	43283	135-6100	43544
125-1770	43060	130-1220	43098	130-3058	42102HD	135-6800	44405
125-1790	43061		or * 42094P	130-3074	42344HD	135-6930	42218
125-1800	43062	130-1220P	42094P		or ♦ 42103	135-6980	41196
125-1810	44009		or ♦ 43098	130-3563	43128	138-1010	42111HD
125-1820	43063	130-1230	42089	130-5019	43129	138-3669	43545HD
125-1830	42065	130-1250	43099	130-5130	43530	138-4126	42113
125-1840	42066		or * 43099P	130-5980	42349	138-4702	42114HD
125-1850	43064	130-1250P	43099P	130-6023	44033	138-4703	42317
125-1900	42067		or ♦ 43099	130-6059	42106	138-4704	43443HD
125-1910	41011	130-1260	43100	130-6060	43130	138-4705	44053HD
125-1920	43065	130-1270	43101	130-6061	44034	138-4707	44101HD
125-1930	43066	130-1280	43102	130-6073	44035	138-4710	44058HD

Changeover Listing

Competitive No.	Gates No.	Competitive No.	Gates No.	Competitive No.	Gates No.	Competitive No.	Gates No.
GMB - Cont.		Haldex - Cont.		Hytec Automotive - Cont.		Hytec Automotive - Cont.	
196-2044	44055HD	RW6012	44054HD	122016	41042	133018	41156
196-2045	41111HD	RW6014X	44051HD	122017	41045	133021	41154
196-2046	43240HD	RW6015	43554HD	122018	41047	133024	41127
196-2047	42352HD	RW6016	43554HD	122019	41103		or ♦ 41127M
196-2048	44093HD	RW6067	44078HD	122024	41049	133025	41114
196-2050	43244	RW6068	45054HD	122025	41106		or ♦ 41114M
196-2052	43246HD	RW6069	45051HD	122030	41049	134001	41035
196-2053	43247HD	RW6071	41174HD	122032	41046	134010	41036
196-2058	43251HD	RW6075	41178	122033	41115	134011	41057
196-2059	43252	RW6075X	41176HD	122034	41048	134016	41117
196-2060	44078HD	RW6077	42352HD	122036	43506	135001	41161
196-2062	44084HD	RW6078	41175HD	123002	41130	135004	41160
196-2063	44094HD	RW6079	42146HD	123003	41132	137019	41158
196-2064	41173HD	RW6079X	43320HD	123004	41068	137034	41141
196-2065	41174HD	RW6114	43545HD	123005	41131	137048	41110
196-2068	43254HD	RW6123	46002HD	123008	41071	137049	41110
196-3072	41177	RW6306	42114HD	123009	41134	137055	43531
		RW6310	45007	123011	41133	140064	41129HD
		RW6311	43325HD	123013	41135	140065	41111HD
				123018	41162	140067	41174HD
Haldex		Hytec Automotive		123019	41073	211002	42083
4P3682	43554HD	111006	41015	123020	41076	211003	42084
4P3683	43554HD	111007	41016	123021	41075	211004	42246
4W0253	43554HD	111007	41016	123023	41138	211009	42085
9V4879	43554HD	111028	41021	123025	41163	211014	42088
9Y4879	43554HD	111040	41020	123026	41164	211017	42117
OR3007	43554HD	111043	41022	123034	43520	211018	42082
R4069X	45051HD	111044	41019	123036	43512	211029	42092
RW1017X	44062HD	111054	41023	124001	42565	211031	42089
RW1061	44055HD	111055	41018	124005	41167	211038	42090
RW1073	44052HD	111059	41024	124007	41168	211042	42091
RW1119	46001HD	111060	41025	124019	41171	211048	42094
RW1160	46005HD	111066	41027	124020	41089	211052	42086
RW1160X	46005HD	111096	41026	124021	42228	211065	42100
RW1162	43233HD	111100	41028	124023	41146	211069	42096
RW1170	44086HD	111103	41142	124028	41145	211085	42098
RW1171	44064HD	111113	41119	124029	41097	211099	42097
RW1172	44092HD	111115	41080	124030	41148	211112	42103
RW1173	41111HD	111118	41122	124031	41147	211114	42095
RW1174	43238HD	111119	43504	124037	41098	211117	42296
RW1175	41129HD	111121	42253	124040	42240	211122	42349
RW1176	44084HD	111122	45005	124041	41149	214004	42050
RW1178	44094HD	111123	42095	124050	42319	214009	42060
RW1179X	43253HD	114003	41082	124051	42245	214013	42054
RW1180	43309HD	114014	41009	124064	41159	214025	42070
RW1181	42102HD	114019	41137	124066	41101	214026	42058
RW1182	42344HD	114023	42059	124067	41125	214028	42055
RW1183	43310HD	114032	41010	124068	41124	214035	42128
RW1190	44058HD	114041	41092	124071	41179	214040	42057
RW1192	42321HD	114077	41011	126001	41051	214048	42074
RW1193	42322HD	114084	41014	126010	41060	214049	42062
RW1194	45009HD	114092	41013	126015	41052	214051	42064
RW1194BPK	44600HDBP	114107	41078	126018	41084	214052	42131
RW1303	44101HD	114108	43503	126019	41165	214053	42063
RW1304	44059HD	114112	41120	126020	42208	214057	42071
RW1310	42318HD	114114	41118	126022	41055	214059	42136
RW1351	42342HD	114116	41121	126026	41055	214060	42135
RW1401	43059HD	114120	43505	126027	41072	214064	42067
RW1406	44099	117004	41109	126029	41054	214080	42137
RW1409	45003	117026	41001	126030	41053	214082	42066
RW1747	44053HD	117044	41002	126036	42561	214085	42334
RW1757	44018	117045	41004	126037	42561	214088	42061
RW1760	43084	117048	41005	126040	41081	214091	42065
RW1762	43021HD	117049	41003	126048	42170	214095	42079
RW1767	45000	117058	41070	126049	42280	214101	42080
RW1768	41185	117059	41079	126050	41061	214102	42315
RW2000	43226HD	117062	42292	126051	41107	214105	41121
RW2002	43240HD	117063	43500	126059	42408		or 42081
RW2005X	43225HD	122001	41030	126064	41113	214106	43504
RW4001	42351HD	122003	41029	126065	41116	214113	41119
RW4011X	44060HD	122006	41037	126066	42285	214115	42294
RW4015	43554HD	122007	41038	126068	43514	217001	41143
RW4069	45051HD	122008	41095	126071	43502	217002	42153
RW4070	43307HD	122010	41039	133003	42341	217006	42028
RW4077X	45055HD	122011	41040	133005	41151	217009	42029
RW4122RX	44066HD	122012	41044	133008	41152	217011	42156
RW4122X	44066HD	122013	41043	133010	41153	217012	42157
RW4124X	46003HD	122015	41041	133017	41155	217014	42159
RW4126X	46004HD						

Changeover Listing

Competitive No.	Gates No.	Competitive No.	Gates No.	Competitive No.	Gates No.	Competitive No.	Gates No.
Hytec Automotive - Cont.		Hytec Automotive - Cont.		Hytec Automotive - Cont.		Hytec Automotive - Cont.	
217019.....	42216	226025.....	42284	311020.....	43094	317034.....	43033
217020.....	42162	226031.....	42163	311022.....	43099	317041.....	43028
217022.....	42164	226032.....	42132		or * 43099P	317047.....	42554
217023.....	42032	226035.....	42207	311023.....	43109	317054.....	43019
217024.....	42173	226038.....	43513	311025.....	43111	317055.....	43034
217027.....	42034	226039.....	42045	311026.....	43110	317061.....	43263
217028.....	42033	226041.....	42115	311027.....	43112	319002.....	43000
217035.....	42167	226043.....	42336	311030.....	43122	319003.....	43002
217038.....	42005	226044.....	42328	311032.....	43100	319007.....	43001
217042.....	41181	226046.....	42171	311033.....	43103	319008.....	43005
217046.....	42166	226047.....	42134	311034.....	43104	319013.....	43006
217050.....	43509	226048.....	42170		or * 43104P	319015.....	43007
217051.....	42035	226052.....	42142	311041.....	43116	319021.....	43008
217052.....	42165	226053.....	42172	311045.....	43101	322021.....	43132
	or 42169	226055.....	43279	311046.....	43102	322027.....	43133
217056.....	42041	226056.....	42281	311047.....	43106	323027.....	43255
217062.....	42292	226057.....	42141		or * 43106P	323032.....	43305
217065.....	42168	226060.....	42302	311049.....	43113	323033.....	43300
219005.....	42003	226065.....	41116	311050.....	44030	324003.....	43288
219006.....	42002	226066.....	42285	311053.....	43107	324004.....	43210
219009.....	42004	226067.....	42286	311056.....	43114	324035.....	43290
219010.....	43004	226069.....	43140	311062.....	43115	324038.....	43301
219020.....	42296	226076.....	42301	311064.....	43128	324057.....	43291
219022.....	42000	226077.....	42313	311067.....	43121	324069.....	44085
222009.....	42108	233001.....	42258	311072.....	43117	324073.....	44085
222014.....	42119	233006.....	42011	311079.....	42165	326011.....	43136
222022.....	42120	233007.....	42261		or 42169	326054.....	42156
222028.....	42316	233019.....	42161	311097.....	43118	333012.....	43295
222029.....	42297	233022.....	43216	311101.....	43315	333022.....	42345
222037.....	42312	233026.....	42299	314001.....	43154	334012.....	43278
223001.....	42324	233027.....	41127	314007.....	43072	334013.....	43277
223006.....	42176		or ◆ 41127M	314008.....	43043	334014.....	43262
223007.....	42178	233028.....	42348	314010.....	43272	334018.....	43262
223012.....	42181	233029.....	42345		or * 43272P	335003.....	43159
223017.....	42232	234000.....	42017	314011.....	43050	335006.....	43161
223022.....	42188	234002.....	42012	314012.....	43046	335007.....	43303
223024.....	42189	234003.....	42016	314015.....	43047	335008.....	43297
223028.....	42192	234004.....	42014	314018.....	43044	335012.....	43164
223030.....	42335	234005.....	42013		or * 43044P	335014.....	43166
223035.....	43511	234006.....	42021	314022.....	43051	335015.....	43168
224009.....	42224	234009.....	42023	314024.....	43054	335017.....	43298
224010.....	42223	234015.....	42018	314027.....	43052	335020.....	42194
224014.....	42221	235009.....	42147	314029.....	43041	335021.....	43302
224015.....	42214	235011.....	42194	314030.....	43272	335022.....	43171
224017.....	42222	235018.....	42147		or * 43272P	335028.....	43165
224024.....	42230	237001.....	42007	314031.....	43272	337022.....	43293
224025.....	42338	237004.....	42048		or * 43272P	337023.....	43200
224027.....	42337	237005.....	42047	314033.....	43057	337024.....	43184
224033.....	42236	237006.....	42046	314039.....	43049	337035.....	43222
224034.....	42339	237020.....	42276	314042.....	43087	337052.....	43141
224036.....	42237	237021.....	42272	314043.....	43055	340001.....	43042HD
224037.....	41098	237031.....	42309	314044.....	43082	340004.....	43084
224039.....	42331	237036.....	42011	314045.....	43056	340007.....	43021HD
224040.....	42240	237037.....	43037	314046.....	43058	340008.....	43125HD
224042.....	42242	237038.....	42197	314047.....	43066	340009.....	43283
224043.....	42243	237042.....	42198	314050.....	43060	340016.....	43029
224044.....	41148	237044.....	44091	314063.....	43065	340017.....	43252
224045.....	42305	237050.....	42199	314071.....	43076	340032.....	43225HD
224046.....	43213	237054.....	43503	314076.....	43061	340043.....	43253HD
224048.....	42255	237505.....	42010	314078.....	43063	340049.....	43251HD
224049.....	42251	240003.....	42111HD	314079.....	43064	345004.....	42351HD
224050.....	42319	240006.....	42344HD	314081.....	43062	345005.....	43233HD
224052.....	42305	240012.....	42102HD	314087.....	43068	345009.....	43238HD
224053.....	42247	240013.....	42317	314090.....	43069	345011.....	43232HD
224056.....	42340	240039.....	42114HD	314093.....	43067	345012.....	43246HD
224059.....	42254	240051.....	42321HD	314094.....	43131	345019.....	43073HD
224060.....	42250	240052.....	42322HD	314096.....	43279	345024.....	43324
224063.....	42256	240061.....	42352HD	314097.....	43070	345026.....	43247HD
224070.....	42307	240072.....	42318HD	314103.....	43090	345030.....	43059HD
224072.....	42250	240073.....	42113	314115.....	42294	345041.....	43086
226008.....	42202	245006.....	42311HD	317016.....	43026	345042.....	43254HD
226009.....	42203	245016.....	42310		or * 43026P	345044.....	43443HD
226012.....	42126	246002.....	42106	317017.....	43025	346003.....	43130
226013.....	42206	311005.....	43092	317018.....	43304	346006.....	43083
226016.....	42127	311008.....	43091	317030.....	43026	346008.....	43039
226021.....	42118	311010.....	43095		or * 43026P	347001.....	43106P
226023.....	42129	311019.....	43098	317031.....	43030		or ◆ 43106
226024.....	42212		or * 42094P	317032.....	42553		

* High Performance Pump. ◆ Construction Alternative. ● Not Exact Duplicate.

Changeover Listing

Competitive No.	Gates No.	Competitive No.	Gates No.	Competitive No.	Gates No.	Competitive No.	Gates No.
Hytec Automotive - Cont.		Hytec Automotive - Cont.		MasterPro - Cont.		Mevotech - Cont.	
347002.....	43044P or ♦ 43044	517064.....	43501	CP7168.....	43501	NP1818.....	43504
347003.....	43104P	540068.....	45001	CP898.....	43106	NP1819.....	43013
347005.....	or ♦ 43104 43099P	540074.....	44054HD		or * 43106P	NP1820.....	43530
347007.....	or ♦ 43099 43272P	540076.....	43307HD	CP9015.....	42221	NP1822.....	41101
347008.....	or ♦ 43272 42094P	540077.....	44066HD	CP9065.....	42261	NP1823.....	41124
347011.....	or ♦ 43098 43026P	640015.....	46001HD	CP9074.....	41137	NP1824.....	43540
347509.....	or ♦ 43026 43106P	MasterPro Select		CP9099.....	42240	NP1826.....	43539
347510.....	or ♦ 43106 43099P	CP1109.....	43101	CP9130.....	41040	NP1830.....	41107
411011.....	44028	CP1121.....	43099	CP9141.....	42339	NP1831.....	41061
411013.....	44099		or * 43099P	CP9206.....	41162	NP1832.....	42301
411024.....	44029	CP3412.....	42004	CP9209.....	41042	NP1833.....	42313
411035.....	44027	CP4044.....	43057	CP9214.....	41075	NP1835.....	43505
411039.....	44033	CP4054.....	42060	CP9223.....	42207	NP1838.....	44082
411057.....	44100	CP4060.....	43060	CP9261.....	41057	NP1840.....	43544
411058.....	44035	CP4088.....	42067	CP9270.....	41163	NP1841.....	41184
411061.....	44040	CP4091.....	41011	CP9291.....	42247	NP1842.....	41115
411070.....	44036	CP4093.....	42066	CP9306.....	42340	NP1845.....	43512
411071.....	44037	CP4094.....	43063	CP9309.....	41164	NP1846.....	43520
411073.....	44038	CP4095.....	43064	CP9321.....	41106	NP1847.....	43511
411083.....	44032	CP4097.....	41014	CP9324.....	42250	NP1848.....	43537
411084.....	44088	CP4099.....	44009	CP9338.....	43255	NP1849.....	41127
411098.....	44042	CP4101.....	43068	CP9349.....	41049		or ♦ 41127M
411104.....	44043	CP4102.....	43069	CP9352.....	41048	NP1850.....	45005
411105.....	44056	CP4103.....	43067	CP9353.....	41061	NP1851.....	41179
411106.....	44045	CP4105.....	43070	CP9367.....	41159	NP1852.....	42253
414016.....	44019	CP4108.....	43279	CP9376.....	41101	NP1856.....	43542
414021.....	44003	CP4113.....	42065	CP9377.....	41127	NP1857.....	43504
414034.....	44007	CP4114.....	43546		or ♦ 41127M	NP1858.....	43542
414037.....	44018	CP4115.....	41013	CP9383.....	42316	NP1860.....	43324
414038.....	44004	CP4126.....	41120	CP9414.....	41179	NP1861.....	42588
414054.....	44022	CP4128.....	41118	CP9417.....	42313	NP1862.....	42583
414056.....	44008	CP4130.....	43504	CP9419.....	41115	NP1865.....	42586
414058.....	44023	CP5023.....	44033	CP9426.....	43520	NP1866.....	43541
414062.....	44024	CP5032.....	41019	CP9427.....	41069	NP1867.....	43230BH
414086.....	44009	CP5033.....	41020	CP9462.....	42301	NP1868.....	43315
422020.....	44047	CP5038.....	44030	CP9465.....	43518	NP1869.....	41188
422023.....	44048	CP5049.....	43114	CP9466.....	43262	NP1870.....	43533
422026.....	44049	CP5050N.....	42095	CP9470.....	41184	NP1872.....	42030
424047.....	44085	CP5054.....	41024	CP9473.....	43507	NP1873.....	43525
435026.....	44082	CP5072.....	41026	CP9474.....	43535	NP1874.....	41127
435027.....	44081	CP5075.....	42097	CP9476.....	44085		or ♦ 41127M
440002.....	44005	CP5076.....	41028	CP9477.....	42286	NP1876.....	45010
440010.....	44006	CP5077.....	43315	CP9488.....	43537	NP1878.....	42288
440011.....	44012	CP5087.....	45005	CP953.....	43044	NP1879.....	42144
440014.....	44058HD	CP5092.....	42296		or * 43044P	NP1880.....	42025
440026.....	41109	CP5097.....	41122	Mevotech		NP1881.....	42291
440044.....	44092HD	CP5098.....	42349	NP1673.....	42316	NP1882.....	42589HD
440047.....	44093HD	CP5103.....	43530	NP1682.....	42068	NP1883.....	41064
440056.....	44084HD	CP5104.....	45006	NP1689.....	41164	NP1884.....	41196
440057.....	44094HD	CP6006.....	43422	NP1733.....	41110	NP1885.....	43273
440058.....	44059HD	CP6009.....	45010	NP1745.....	42299	NP1887.....	41202
440063.....	44055HD	CP6010.....	43542	NP1747.....	41114	NP1888.....	43316
440070.....	44089	CP6020.....	42586		or ♦ 41114M	NP1889.....	42260
440071.....	44053HD	CP6058.....	43541	NP1748.....	45000	NP1890.....	42022
440075.....	44052HD	CP6142.....	43553	NP1750.....	42301	NP1892.....	42015
440082.....	44101HD	CP6158.....	43526	NP1755.....	43529	NP1893.....	42031
445002.....	44064HD	CP6351.....	41033	NP1768.....	42349	NP1894.....	42220
445003.....	44086HD	CP7101.....	42028	NP1770.....	42250	NP1895.....	41083
445013.....	45009HD	CP7103.....	43026	NP1772.....	41110	NP1896.....	43538
445031.....	44069HD		or * 43026P	NP1777.....	41101	NP1897.....	42144
446004.....	44034	CP7121.....	42162	NP1778.....	41061	NP1898.....	42290
447004.....	44027P	CP7126.....	41001	NP1781.....	41120	NP1900.....	42218
	or ♦ 44027	CP7136.....	42005	NP1783.....	42292	NP1901.....	42414
511102.....	45003	CP7140.....	41002	NP1796.....	44089	NP1902.....	42289
511107.....	45002	CP7141.....	41004	NP1799.....	43547	NP1903.....	41195
511108.....	45005	CP7145.....	41181	NP1801.....	41121	NP1904.....	41191
511120.....	42569	CP7150.....	41003		or 42081	NP1905.....	42585
514083.....	45007	CP7151.....	41005	NP1802.....	43529	NP1907.....	41190
514104.....	45000	CP7152.....	42168	NP1803.....	41118	NP1908.....	43520
		CP7156.....	41006	NP1804.....	41122	NP1909.....	42174
		CP7160.....	43034	NP1805.....	42349	NP1911.....	43422
		CP7161.....	42041	NP1807.....	43500	NP1912.....	41085
		CP7162.....	41079	NP1809.....	43501	NP1913.....	41017
		CP7163.....	43263	NP1813.....	41120	NP1915.....	42283
		CP7164.....	42293	NP1814.....	41185	NP1917.....	44050
		CP7165.....	42292	NP1815.....	41119	NP1920.....	41077
				NP1817.....	42286	NP4130.....	43504
						NP503.....	42055

Changeover Listing

Competitive No.	Gates No.	Competitive No.	Gates No.	Competitive No.	Gates No.	Competitive No.	Gates No.
Mevotech - Cont.		Motorcraft - Cont.		Motorcraft - Cont.		NAPA - Cont.	
NP5097.....	41122	PW-178.....	43043	PW476.....	43316	41051.....	41051
NP9071.....	41083	PW-189.....	43047	PW489.....	43316	41052.....	41052
Mopar		PW-193.....	41009	PW-491.....	43541	41053.....	41053
R0091079.....	43026	PW-194.....	43046	PW495.....	43316	41054.....	41054
	or * 43026P	PW-197.....	42070	PW498.....	43316	41055.....	41055
R4728533.....	43026	PW-198.....	42059	PW508.....	43069	41057.....	41057
	or * 43026P	PW-2.....	43100	PW522.....	43308	41058.....	41058
V9900088.....	42584	PW-20.....	43026	PW533.....	43318	41060.....	41060
			or * 43026P	PW538.....	43316	41061.....	41061
Motorcraft		PW-203.....	42057	PW-54.....	42111HD	41063.....	41063
PW 291.....	43272	PW-204.....	44018	PW-7.....	42082	41064.....	41064
	or * 43272P	PW-206.....	44003	PW-80.....	43099	41065.....	41065
PW 328.....	43052	PW-210.....	44019		or * 43099P	41066.....	41066
PW 342.....	44019	PW-211.....	43051	YF3Z 8501 A.....	41014	41068.....	41068
PW 343.....	43068	PW-213.....	43054	Murray Temp. Control		41069.....	41069
PW 357.....	42064	PW-214.....	41010	CP2034.....	46001HD	41070.....	41070
PW 361.....	41518E	PW-216.....	43272	CP2062.....	44084HD	41071.....	41071
PW 388.....	41078		or * 43272P	CP2090.....	44052HD	41072.....	41072
PW 396.....	42294	PW-217.....	43052	CP2093.....	44054HD	41073.....	41073
PW 397.....	42066	PW-219.....	42128	CP2127.....	45050HD	41075.....	41075
PW 406.....	42334	PW-224.....	42060	CP2127.....	45050HD	41076.....	41076
PW 423.....	43504	PW-227.....	42058	CP3705.....	44053HD	41077.....	41077
PW 439.....	43505	PW-23.....	43107	CP6053.....	● 43274BH	41078.....	41078
PW 448.....	43503	PW-230.....	44007	CP6150.....	44051HD	41079.....	41079
PW 449.....	41011	PW-231.....	43055	CP6241.....	43323	41080.....	41080
PW 450.....	42589HD	PW-232.....	43056	CP6662.....	43080	41081.....	41081
PW 454.....	44018	PW-239.....	43082	CP6689.....	● 45013WT	41082.....	41082
PW 455.....	43546	PW-243.....	41092	CP6709.....	41509E	41083.....	41083
PW 458.....	43279	PW-254.....	43057	CP9426.....	43520	41083BHWT.....	41083BHWT
PW 464.....	41118	PW-255.....	42062	NAPA		41084.....	41084
PW 466.....	41119	PW-26.....	43102	41001.....	41001	41085.....	41085
PW 470.....	42107	PW-260.....	42071	41002.....	41002	41086.....	41086
PW 472.....	41014	PW-264.....	43058	41003.....	41003		or 41086BH
PW 479.....	41507E	PW-267.....	42131	41004.....	41004	41086BH.....	41086BH
PW 480.....	41185	PW-268.....	42074	41005.....	41005	41088.....	41088
PW 481.....	43230BH	PW-27.....	43000	41006.....	41006	41089.....	41089
PW 482.....	42025	PW-272.....	43087	41009.....	41009	41091.....	41091
PW 493.....	41083	PW-276.....	44003	41010.....	41010	41092.....	41092
PW 494.....	42079	PW-278.....	42063	41011.....	41011	41093.....	41093
PW 496.....	42065	PW-280.....	44022	41012.....	41012	41094.....	41094
PW 497.....	43422	PW-281.....	44008	41013.....	41013	41095.....	41095
PW 500.....	41083BHWT	PW-285.....	41137	41014.....	41014	41096.....	41096
PW 502.....	45012	PW-288.....	44023	41015.....	41015		or ◆ 41096M
PW 503.....	43327BH	PW-3.....	43106	41016.....	41016	41096M.....	41096M
PW 504.....	43328BH		or * 43106P	41017.....	41017	41097.....	41097
PW 505.....	43063	PW-310.....	44024	41018.....	41018	41098.....	41098
PW 507.....	43064	PW-314.....	42067	41019.....	41019	41099.....	41099
PW 512.....	43070	PW-319.....	43065	41020.....	41020	41100.....	41100
PW 515.....	42044	PW-320.....	43066	41021.....	41021	41101.....	41101
PW 516.....	43067	PW-324.....	43063	41022.....	41022	41103.....	41103
PW 520.....	43060	PW-325.....	45007	41023.....	41023	41106.....	41106
PW 523.....	43013	PW-327.....	42064	41024.....	41024	41107.....	41107
PW 529.....	42057	PW-329.....	42137	41025.....	41025	41109.....	41109
PW 531.....	43318	PW-330.....	43069	41026.....	41026	41110.....	41110
PW 535.....	43014	PW-331.....	42334	41027.....	41027	41111HD.....	41111HD
PW 542.....	43422	PW-332.....	41014	41028.....	41028	41113.....	41113
PW 547.....	43016	PW-34.....	43103	41029.....	41029	41114.....	41114
PW R2.....	45007	PW-345.....	42315	41030.....	41030		or ◆ 41114M
PW R3.....	45000	PW-349.....	43060	41031.....	41031	41114M.....	41114M
PW-1.....	43101	PW-350.....	42068	41033.....	41033	41115.....	41115
PW-10.....	42032	PW-352.....	42079	41035.....	41035	41116.....	41116
PW-114.....	43072	PW-356.....	43279	41036.....	41036	41117.....	41117
PW-118.....	42050	PW-359.....	42065	41037.....	41037	41118.....	41118
PW-133.....	43049	PW-360.....	44009	41038.....	41038	41119.....	41119
PW-134.....	42055	PW-364.....	43067	41039.....	41039	41120.....	41120
PW-138.....	44004	PW-365.....	42066	41040.....	41040	41121.....	41121
PW-14.....	42085	PW-368.....	41013	41041.....	41041	41122.....	41122
PW-141.....	44005	PW-373.....	41011	41042.....	41042	41124.....	41124
PW-151.....	43041	PW-386.....	42080	41043.....	41043	41125.....	41125
PW-153.....	43044	PW-389.....	43064	41044.....	41044	41127.....	41127
	or * 43044P	PW-393.....	42079	41045.....	41045		or ◆ 41127M
PW-154.....	44006	PW-4.....	43094	41046.....	41046	41127M.....	41127M
PW-156.....	43154	PW-431.....	43090	41047.....	41047	41128.....	41128
PW-157.....	42054	PW447.....	41120	41048.....	41048	41129HD.....	41129HD
PW-161.....	41082	PW-461.....	42574	41049.....	41049	41130.....	41130
PW-172.....	43025	PW-465.....	41188	41050.....	41050	41131.....	41131
		PW-469.....	43070			41132.....	41132
		PW473.....	43316			41133.....	41133

* High Performance Pump. ◆ Construction Alternative. ● Not Exact Duplicate.

Changeover Listing

Competitive No.	Gates No.	Competitive No.	Gates No.	Competitive No.	Gates No.	Competitive No.	Gates No.
NAPA - Cont.		NAPA - Cont.		NAPA - Cont.		NAPA - Cont.	
41134	41134	41521E	41521E	42090	42090	42202	42202
41135	41135	41522E	41522E	42091	42091	42203	42203
41137	41137	41523E	41523E	42092	42092	42206	42206
41138	41138	41524E	41524E	42094	42094	42207	42207
41141	41141	41525E	41525E	42094P	42094P	42208	42208
41142	41142	41526E	41526E		or ♦ 43098	42212	42212
41143	41143	41527E	41527E	42095	42095	42213	42213
41145	41145	41528E	41528E	42096	42096	42214	42214
41146	41146	41529E	41529E	42097	42097	42216	42216
41147	41147	41530E	41530E	42098	42098	42218	42218
41148	41148	41531E	41531E	42100	42100	42220	42220
41149	41149	41532E	41532E	42102HD	42102HD	42221	42221
41151	41151	42000	42000	42103	42103	42222	42222
41152	41152	42002	42002	42106	42106	42223	42223
41153	41153	42003	42003	42107	42107	42224	42224
41154	41154	42004	42004	42108	42108	42228	42228
41155	41155	42005	42005	42110	42110	42230	42230
41156	41156	42007	42007	42111HD	42111HD	42232	42232
41158	41158	42010	42010	42113	42113	42236	42236
41159	41159	42011	42011	42114HD	42114HD	42237	42237
41160	41160	42012	42012	42115	42115	42240	42240
41161	41161	42013	42013	42117	42117	42240BH	42240BH
41162	41162	42014	42014	42118	42118	42242	42242
41163	41163	42015	42015	42119	42119	42243	42243
41164	41164	42016	42016	42120	42120	42245	42245
41165	41165	42017	42017	42126	42126	42246	42246
41167	41167	42018	42018	42127	42127	42247	42247
41168	41168	42021	42021	42128	42128	42248	42248
41171	41171	42022	42022	42129	42129	42250	42250
41173HD	41173HD	42023	42023	42131	42131	42251	42251
41174HD	41174HD	42024	42024	42132	42132	42253	42253
41175HD	41175HD	42025	42025	42134	42134	42254	42254
41176HD	41176HD	42027	42027	42135	42135	42255	42255
41177	41177	42028	42028	42136	42136	42256	42256
41178	41178	42029	42029	42137	42137	42258	42258
41179	41179	42030	42030	42138	42138	42259	42259
41180	41180	42031	42031	42141	42141	42260	42260
41181	41181	42032	42032	42142	42142	42261	42261
41183	43544	42033	42033	42144	42144	42262	42262
41184	41184	42034	42034	42146HD	42146HD	42272	42272
41185	41185	42035	42035	42147	42147	42274	42274
41186	41186	42036	42036	42148BH	42148BH	42276	42276
41187	41187	42041	42041	42149	42149	42280	42280
41188	41188	42043	42043	42150BH	42150BH	42281	42281
41190	41190	42044	42044	42152BH	42152BH	42283	42283
41190M	41190M	42045	42045	42153	42153	42284	42284
41191	41191	42046	42046	42156	42156	42285	42285
41192	41192	42047	42047	42157	42157	42286	42286
41193	41193	42048	42048	42159	42159	42288	42288
41194	41194	42050	42050	42161	42161	42289	42289
41195	41195	42054	42054	42162	42162	42290	42290
41196	41196	42055	42055	42163	42163	42291	42291
41197	41197	42057	42057	42164	42164	42292	42292
41198	41198	42058	42058	42165	42165	42293	42293
41199HD	41199HD	42059	42059		or 42169	42294	42294
41201	41201	42060	42060	42166	42166	42296	42296
41202	41202	42061	42061	42167	42167	42297	42297
41500E	41500E	42062	42062	42168	42168	42298	42298
41501E	41501E	42063	42063	42169	42165	42299	42299
41502E	41502E	42064	42064		or 42169	42300	42300
41503E	41503E	42065	42065	42170	42170	42301	42301
41504E	41504E	42066	42066	42171	42171	42302	42302
41505E	41505E	42067	42067	42172	42172	42305	42305
41506E	41506E	42068	42068	42173	42173	42306	42306
41507E	41507E	42070	42070	42174	42174	42307	42307
41508E	41508E	42071	42071	42175BH	42175BH	42307BH	42307BH
41509E	41509E	42074	42074	42176	42176	42309	42309
41510E	41510E	42079	42079	42177BH	42177BH	42310	42310
41511E	41511E	42080	42080	42178	42178	42311HD	42311HD
41512E	41512E	42081	41121	42179BH	42179BH	42312	42312
41513E	41513E		or 42081	42181	42181	42313	42313
41514E	41514E	42082	42082	42188	42188	42314	42314
41515E	41515E	42083	42083	42189	42189	42315	42315
41516E	41516E	42084	42084	42192	42192	42316	42316
41517E	41517E	42085	42085	42194	42194	42317	42317
41518E	41518E	42086	42086	42197	42197	42318HD	42318HD
41519E	41519E	42088	42088	42198	42198	42319	42319
41520E	41520E	42089	42089	42199	42199	42321HD	42321HD

Changeover Listing

Competitive No.	Gates No.	Competitive No.	Gates No.	Competitive No.	Gates No.	Competitive No.	Gates No.
NAPA - Cont.		NAPA - Cont.		NAPA - Cont.		NAPA - Cont.	
42322HD	42322HD	43042HD	43042HD	43125HD	43125HD	43305	43305
42324	42324	43043	43043	43128	43128	43307HD	43307HD
42328	42328	43044	43044	43129	43129	43308	43308
42330	42330		or * 43044P	43130	43130	43309HD	43309HD
42331	42331	43044P	43044P	43131	43131	43310HD	43310HD
42333	41185		or ◆ 43044	43132	43132	43314	43314
42334	42334	43046	43046	43133	43133	43315	43315
42335	42335	43047	43047	43134	41103	43316	43316
42336	42336	43049	43049	43136	43136	43318	43318
42337	42337	43050	43050	43140	43140	43319HD	43319HD
42338	42338	43051	43051	43141	43141	43320HD	43320HD
42339	42339	43052	43052	43154	43154	43321HD	43321HD
42340	42340	43053	43053	43159	43159	43323	43323
42341	42341	43054	43054	43161	43161	43324	43324
42342HD	42342HD	43055	43055	43163	43163	43325HD	43325HD
42344HD	42344HD	43056	43056	43164	43164	43327BH	43327BH
42345	42345	43057	43057	43165	43165	43328BH	43328BH
42348	42348	43058	43058	43166	43166	43422	43422
42349	42349	43059HD	43059HD	43168	43168	43428	43428
42349BH	42349BH	43060	43060	43171	43171	43443HD	43443HD
42351HD	42351HD	43061	43061	43184	43184	43500	43500
42352HD	42352HD	43062	43062	43200	43200	43501	43501
42353	42353	43063	43063	43210	43210	43502	43502
42354	42354	43064	43064	43213	43213	43503	43503
42408	42408	43065	43065	43216	43216	43504	43504
42414	42414	43066	43066	43217	43217	43505	43505
42552	42552	43067	43067	43219	43219	43506	43506
42553	42553	43068	43068	43222	43222	43507	43507
42554	42554	43069	43069	43225HD	43225HD	43508	43140
42561	42561	43070	43070	43226HD	43226HD	43509	43509
42562	42562	43071BH	43071BH	43229HD	43229HD	43511	43511
42563	42563	43072	43072	43230BH	43230BH	43512	43512
42565	42565	43073HD	43073HD	43232HD	43232HD	43513	43513
42566	42566	43076	43076	43233HD	43233HD	43514	43514
42567	42567	43077	43077	43235	43235	43517	43517
42568	42568	43080	43080	43236HD	43236HD	43518	43518
42569	42569	43082	43082	43237HD	43237HD	43520	43520
42570	42570	43083	43083	43238HD	43238HD	43521	43521
42571	42571	43084	43084	43240HD	43240HD	43522	43522
42574	42574	43086	43086	43244	43244	43525	43525
42577	42577	43087	43087	43246HD	43246HD	43526	43526
42579	42579	43090	43090	43247HD	43247HD	43527	43527
42580	42580	43091	43091	43251HD	43251HD	43528	43528
42582	42582	43092	43092	43252	43252	43529	43529
42583	42583	43094	43094	43253HD	43253HD	43530	43530
42584	42584	43095	43095	43254HD	43254HD	43531	43531
42585	42585	43097	43097	43255	43255	43532	43532
42586	42586	43098	43098	43257	43026	43533	43533
42587	42587		or * 42094P		or * 43026P	43534	43534
42588	42588	43099	43099	43262	43262	43535	43535
42589HD	42589HD		or * 43099P	43263	43263	43536	43536
43000	43000	43099P	43099P	43264	43264		or ◆ 43536M
43001	43001		or ◆ 43099	43266	43266	43536M	43536M
43002	43002	43100	43100	43267	43267	43537	43537
43004	43004	43101	43101	43271	43271	43538	43538
43005	43005	43102	43102	43272	43272	43539	43539
43006	43006	43103	43103		or * 43272P	43540	43540
43007	43007	43104	43104	43272P	43272P	43541	43541
43008	43008		or * 43104P		or ◆ 43272	43542	43542
43010	43010	43104P	43104P	43273	43273	43543	43543
43013	43013		or ◆ 43104	43274BH	43274BH	43544	43544
43014	43014	43106	43106	43277	43277	43545HD	43545HD
43019	43019		or * 43106P	43278	43278	43546	43546
43021HD	43021HD	43106P	43106P	43279	43279	43547	43547
43022	43022		or ◆ 43106	43283	43283	43548	43548
43025	43025	43107	43107	43288	43288	43549	43549
43026	43026	43109	43109	43290	43290	43550	43550
	or * 43026P	43110	43110	43291	43291	43551	43551
43026P	43026P	43111	43111	43293	43293	43552	43552
	or ◆ 43026	43112	43112	43295	43295	43553	43553
43028	43028	43113	43113	43297	43297	43554HD	43554HD
43029	43029	43114	43114	43298	43298	43555	43555
43030	43030	43115	43115	43299	43299	43556	43556
43033	43033	43116	43116	43300	43300	43557	43557
43034	43034	43117	43117	43301	43301	43558	43558
43037	43037	43118	43118	43302	43302	43559	43559
43039	43039	43121	43121	43303	43303	44003	44003
43041	43041	43122	43122	43304	43304	44004	44004

* High Performance Pump. ◆ Construction Alternative. ● Not Exact Duplicate.

Changeover Listing

Competitive No.	Gates No.	Competitive No.	Gates No.	Competitive No.	Gates No.	Competitive No.	Gates No.
NAPA - Cont.		NAPA - Cont.		NAPA Reman - Cont.		NAPA Reman - Cont.	
44005.....	44005	45012.....	45012	58184.....	43026	58652.....	42588
44006.....	44006	45013WT.....	45013WT		or * 43026P	58662.....	45011
44007.....	44007	45050HD.....	45050HD	58188.....	42029	58719.....	43263
44008.....	44008	45051HD.....	45051HD	58207.....	43072	598304.....	44018
44009.....	44009	45052HD.....	45052HD	58208.....	44004	598514.....	42111HD
44012.....	44012	45053HD.....	45053HD	58212.....	43044		
44018.....	44018	45054HD.....	45054HD		or * 43044P		
44019.....	44019	45055HD.....	45055HD	58212H.....	43044P		
44020.....	44020	46001HD.....	46001HD		or ◆ 43044		
44021.....	44021	46002HD.....	46002HD	58213.....	43041	1-1901.....	42408
44022.....	44022	46003HD.....	46003HD	58216.....	44003	1-2061.....	42586
44023.....	44023	46004HD.....	46004HD	58220.....	42054	1-2067.....	41191
44024.....	44024	46005HD.....	46005HD	58222.....	43049	1-2118.....	41195
44027.....	44027			58225.....	43058	1-2122.....	42288
	or * 44027P			58231.....	43050	1-2156.....	41202
44027P.....	44027P			58260.....	42070	1-2196.....	42220
	or ◆ 44027			58287.....	43002	1-438.....	41109
44028.....	44028			58294.....	43107	1-504.....	41167
44029.....	44029			58295.....	43100	1-505.....	41132
44030.....	44030			58303.....	43102	1-507.....	41068
44032.....	44032			58320.....	43115	1-508.....	41130
44033.....	44033			58321.....	44030	1-528.....	41158
44034.....	44034			58323.....	41020	1-529.....	41051
44035.....	44035			58326.....	43116	1-531.....	41168
44036.....	44036			58328.....	41019	1-540.....	41082
44037.....	44037			58329.....	44033	1-549.....	42028
44038.....	44038			58330.....	42091	1-550.....	41143
44040.....	44040			58332.....	42095	1-576.....	41029
44042.....	44042			58334.....	42058	1-578.....	41131
44043.....	44043			58338.....	43047	1-582.....	42203
44045.....	44045			58340.....	44007	1-588.....	41015
44047.....	44047			58341.....	43051	1-601.....	41071
44048.....	44048			58343.....	43054	1-610.....	41009
44049.....	44049			58346.....	43057	1-612.....	41031
44050.....	44050			58350.....	43055	1-613.....	41038
44051HD.....	44051HD			58352.....	42004	1-614.....	41037
44052HD.....	44052HD			58355.....	43114	1-616.....	41145
44053HD.....	44053HD			58371.....	41023	1-618.....	41171
44054HD.....	44054HD			58374.....	42033	1-624.....	41019
44055HD.....	44055HD			58375.....	41181	1-625.....	41020
44056.....	44056			58376.....	41001	1-626.....	41021
44057HD.....	44057HD			58390.....	43060	1-631.....	41022
44058HD.....	44058HD			58408.....	41024	1-637.....	41097
44059HD.....	44059HD			58411.....	42095	1-638.....	41052
44060HD.....	44060HD			58414.....	43033	1-639.....	41084
44062HD.....	44062HD			58441.....	42084	1-647.....	41010
44064HD.....	44064HD			58448.....	42005	1-666.....	41095
44066HD.....	44066HD			58452.....	42063	1-668.....	42059
44069HD.....	44069HD			58455.....	42004	1-669.....	41030
44078HD.....	44078HD			58457.....	43026	1-671.....	41039
44081.....	44081				or * 43026P	1-674.....	41060
44082.....	44082			58481.....	43034	1-681.....	41141
44084HD.....	44084HD			58490.....	44030	1-686.....	41147
44085.....	44085			58495.....	44009	1-692.....	41135
44086HD.....	44086HD			58499.....	44024	1-694.....	41137
44088.....	44088			58507.....	43063	1-697.....	41146
44089.....	44089			58511.....	45007	1-707.....	41151
44091.....	44091			58521.....	43315	1-717.....	41053
44092HD.....	44092HD			58522.....	41003	1-718.....	41054
44093HD.....	44093HD			58526.....	41028	1-719.....	41018
44094HD.....	44094HD			58528.....	45000	1-721.....	41023
44099.....	44099			58529.....	43069	1-732.....	41001
44100.....	44100			58531.....	42097	1-745.....	41092
44101HD.....	44101HD			58533.....	43070	1-756.....	41040
44405.....	44405			58551.....	42293	1-757.....	41044
44600HDBP.....	44600HDBP			58554.....	43546	1-758.....	41043
45000.....	45000			58556.....	43090	1-759.....	41042
45001.....	45001			58560.....	43034	1-763.....	41072
45002.....	45002			58561.....	42294	1-770.....	41073
45003.....	45003			58562.....	45005	1-771.....	41134
45004WT.....	45004WT			58571.....	42041	1-772.....	41133
45005.....	45005			58572.....	43263	1-774.....	41076
45006.....	45006			58583.....	41118	1-775.....	41162
45007.....	45007			58587.....	41120	1-783.....	41149
45008.....	45008			58595.....	42349	1-785.....	41148
45009HD.....	45009HD			58619.....	43530	1-795.....	41152
45010.....	45010			58623.....	43501	1-800.....	42017
45011.....	45011			58626.....	◆ 45006	1-807.....	42149
						1-809.....	41160
						1-815.....	41153

Changeover Listing

Competitive No.	Gates No.	Competitive No.	Gates No.	Competitive No.	Gates No.	Competitive No.	Gates No.
Parts Master - Cont.		Parts Master - Cont.		Parts Master - Cont.		Parts Master - Cont.	
1-822	42276	2-1106	45010	2-751	42033	2-9330	41116
1-844	41024	2-1107	43542	2-755	42164	2-9333	42192
1-861	41138	2-190	41197	2-764	42132	2-9334	43506
1-862	41075	2-2058	41196	2-766	42216	2-9337	42301
1-867	41041	2-2066	42571	2-767	42118	2-9338	42313
1-868	42147	2-207	42102HD	2-768	42119	2-9339	42286
1-871	41036	2-2114	42289	2-776	42232	2-9340	42348
1-875	41045	2-225	42344HD	2-777	42207	2-9341	42353
1-876	41047	2-278	42317	2-781	42305	2-9349	43511
1-882	41057	2-322	42098	2-782	42330	2-9363	41184
1-883	41155	2-350	42061	2-784	42339	2-9369	43527
1-885	41046	2-368	42050	2-786	42242	2-9371	43507
1-890	41002	2-386	42082	2-787	42243	2-9376	41080
1-898	41163	2-404	42055	2-789	42240	2-9378	43537
1-9010	41103	2-431	42246	2-798	42013	2-9379	42579
1-9017	41028	2-460	42111HD	2-799	42012	2-9413	43549
1-9018	41026	2-466	42032	2-801	42018	2-9414	43273
1-9023	41005	2-473	42086	2-802	42016	2-9415	43541
1-9024	41003	2-479	42258	2-803	42014	2-9418	43533
1-9026	41081	2-485	42090	2-814	42197	2-F103	42127
1-9035	41011	2-487	42085	2-833	42131	2-F105	42324
1-9050	41055	2-489	42100	2-835	42062	2-F108	43299
1-9054	41089	2-493	42057	2-836	42064	2-HD6113	42322HD
1-9055	41014	2-494	42070	2-837	42063	2-HD6114	42321HD
1-9057	41154	2-500	42214	2-841	42065	2-HD6315	42318HD
1-9076	41156	2-506	42324	2-853	42005	2-HD6603	42311HD
1-9078	41110	2-511	42176	2-860	42163	3-1000	43004
1-9081	41035	2-525	42224	2-863	43513	3-1034	43184
1-9095	41106	2-536	42054	2-864	43213	3-1051	43083
1-9096	41125	2-537	42113	2-869	43168	3-1054	43130
	or 41159	2-557	42202	2-870	42023	3-1056	43039
1-9102	41013	2-558	42221	2-878	42336	3-1092	43019
1-9107	41142	2-560	42084	2-880	42136	3-1981	43528
1-9108	41006	2-562	42223	2-881	42115	3-1983	43316
1-9110	41128	2-566	42058	2-884	42198	3-2064	43538
1-9113	41161	2-568	42222	2-891	42095	3-2065	42580
1-9114	42561	2-573	42337	2-892	42114HD	3-208	43128
1-9118	41117	2-577	42178	2-894	42096	3-248	43029
1-9120	41048	2-593	42117	2-895	42319	3-261	42554
1-9121	41050	2-597	42088	2-896	42245	3-295	43030
1-9122	41164	2-599	42029	2-897	42135	3-308	43028
1-9131	41070	2-602	42156	2-9008	42352HD	3-345	43283
1-9132	41079	2-603	42157	2-9013	42161	3-352	43072
1-9137	41061	2-604	42060	2-9016	42097	3-373	43106
1-9139	41107	2-617	42228	2-9027	42045		or * 43106P
1-9156	43131	2-619	42230	2-9029	42166	3-381	43122
1-9171	42280	2-620	42272	2-9036	42067	3-382	43110
1-9173	41101	2-621	42092	2-9037	42334	3-384	43121
1-9176	41078	2-622	42089	2-9049	42188	3-398	43005
1-9187	42253	2-623	42083	2-9066	42206	3-399	43041
1-9260	43502	2-634	42094	2-9067	42328	3-402	43006
1-9276	43520	2-636	42091	2-9072	42251	3-4027	43540
1-9316	41124	2-642	42128	2-9073	42247	3-411	43102
1-9320	43505	2-652	42129	2-9087	42137	3-413	43044
1-9322	41179	2-661	42159	2-9097	42068		or * 43044P
1-9325	42285	2-662	42162	2-9103	42041	3-424	43111
1-9336	43531	2-663	42108	2-9105	42079	3-437	43007
1-9350	43512	2-664	42261	2-9119	43216	3-445	43008
1-9351	44405	2-665	42341	2-9127	42315	3-450	43094
1-9354	43503	2-675	42126	2-9138	42170	3-451	43109
1-9361	43530	2-682	41165	2-9144	42080	3-455	43100
1-9366	41186	2-683	42208	2-9147	42189	3-458	43049
1-9372	43514	2-685	42237	2-9151	42335	3-461	43104
1-9500	42131	2-687	42338	2-9152	42250		or * 43104P
1-9529	42310	2-688	42236	2-9153	42254	3-464	43026
1-9535	43254HD	2-690	41098	2-9158	42256		or * 43026P
1-9551	43246HD	2-691	42331	2-9163	42259	3-478	43000
1-9552	43247HD	2-693	42181	2-9165	42138	3-482	43076
1-9556	44069HD	2-702	42127	2-9170	42199	3-486	43107
1-9559	43244	2-708	42309	2-9174	42172	3-488	42103
1-9583	43059HD	2-710	42284	2-9200	42293	3-490	43101
1-HD6058	41129HD	2-722	42003	2-9201	42316	3-520	43099
1-HD6059	41111HD	2-723	42002	2-9203	43500		or * 43099P
1-HD6071	41174HD	2-724	42004	2-9304	42300	3-520HD	43099P
2-1052	42106	2-726	41181	2-9305	42168		or ♦ 43099
2-1084	42046	2-727	42173	2-9309	41185	3-538	43002
2-1088	42007	2-742	42074	2-9313	43544	3-545	43154
2-1091	42047	2-750	42034	2-9314	42312	3-546	43025

* High Performance Pump. ♦ Construction Alternative. ● Not Exact Duplicate.

Changeover Listing

Competitive No.	Gates No.	Competitive No.	Gates No.	Competitive No.	Gates No.	Competitive No.	Gates No.
Parts Master - Cont.		Parts Master - Cont.		Parts Master - Cont.		Pro-Select - Cont.	
3-561	43092	3-9240	43263	4-HD6303	44101HD	PWP411	43102
3-565	43091	3-9301	42349	4-HD6307	44059HD	PWP413	43044
3-571	43050	3-9335	42345	4-HD6320	44101HD		or * 43044P
3-583	42000	3-9344	43518	5-533	45008	PWP413HDA	43044P
3-584	43001	3-9346	43262	5-553	45003		or ♦ 43044
3-590	43097	3-9348	43165	5-843	45001	PWP424	43111
3-594	43095	3-9358	43547	5-9189	45002	PWP431	42246
3-595	43098	3-9367	43522	5-9360	42569	PWP43161	43528
	or * 42094P	3-9375	43535	5-9377	43543	PWP43165	43538
3-595HDA	42094P	3-9525	43086	5-HD6052	44086HD	PWP43512	41159
	or ♦ 43098	3-9542	43252	5-HD6073	44052HD	PWP442	44027
3-605	43046	3-9700	43324	6-9045	45007		or * 44027P
3-606	43043	3-HD3000	41185	6-9106	45005	PWP442HD	44027P
3-608	43047	3-HD6001	42351HD	6-9303	43501		or ♦ 44027
3-630	43112	3-HD6002	43233HD	6-9409	45006	PWP450	43094
3-632	43113	3-HD6053	43238HD	6-HD6076	43307HD	PWP451	43109
3-635	43116	3-HD6057	43253HD	6-HD6119	46001HD	PWP455	43100
3-641	43058	3-HD6205	43225HD	6-HD6122	44066HD	PWP458	43049
3-644	43055	3-HD6208	43240HD	6-HD7315	43545HD	PWP459	44003
3-645	43272	3-HD6308	43125HD			PWP460	42111HD
	or * 43272P	3-HD6309	43021HD	Pro-Select			
3-646	43051	3-HD6325	43443HD	PWP1000	43004	PWP461	43104
3-649	43053	3-HD6501	43042HD	PWP1088	42007	PWP461HD	43104P
3-651	43056	3-HD6502	43073HD	PWP1091	42047		or ♦ 43104
3-653	43052	3-HD6602	43232HD	PWP1092	43019	PWP464	43026
3-654	43054	3-HD6700	43251HD	PWP13147	42095		or * 43026P
3-657	43057	4-1050	44034	PWP13152	42022	PWP466	42032
3-662WJ	42584	4-245	42552	PWP13153	42586	PWP473	42086
3-667	43304	4-366	44088	PWP13155	41017	PWP478	43000
3-672	43136	4-375	44029	PWP13156	43539	PWP479	42258
3-677	43200	4-397	44032	PWP13416	42288	PWP485	42090
3-695	43300	4-442	44027	PWP13417	45010	PWP486	43107
3-698	43210		or * 44027P	PWP13419	45011	PWP487	42085
3-715	43114	4-459	44003	PWP13518	42583	PWP490	43101
3-736	43115	4-510	44004	PWP13615	41016	PWP493	42057
3-743	43087	4-512	44005	PWP13616	43540	PWP494	42070
3-746	43082	4-517	44012	PWP13618	43273	PWP495	42071
3-747	43060	4-518	44006	PWP207	42102HD	PWP504	41167
3-754	43033	4-564	43103	PWP208	43128	PWP505	41132
3-792	43301	4-592	44028	PWP2109	42552	PWP506	42324
3-810	43302	4-598	44099	PWP225	42344HD	PWP508	41130
3-811	43297	4-609	44019	PWP2328	43541	PWP510	44004
3-812	43303	4-627	44033	PWP2332	42025	PWP511	42176
3-813	43159	4-656	44007	PWP23515	43230BH	PWP512	44005
3-821	43293	4-659	44018	PWP23700	43316	PWP518	44006
3-866	43163	4-711	44030	PWP248	43029	PWP520	43099
3-874	43295	4-839	44022	PWP261	42554		or * 43099P
3-877	43305	4-840	44008	PWP308	43028	PWP520HD	43099P
3-9014	43277	4-842	44023	PWP310	42563		or ♦ 43099
3-9015	42021	4-846	44040	PWP3117	43030	PWP528	41158
3-9019	43118	4-848	44100	PWP31124	42032	PWP53121	43521
3-9020	43315	4-865	44047	PWP31125	43013	PWP53122	41196
3-9031	43061	4-888	44053HD	PWP31412	42291	PWP53123	42260
3-9032	43062	4-9000	44035	PWP322	42098	PWP536	42054
3-9038	43063	4-9001	44036	PWP33111H	43026P	PWP538	43002
3-9039	43084	4-9002	44037		or ♦ 43026	PWP540	41082
3-9044	43064	4-9003	44038	PWP33149	42144	PWP545	43154
3-9047	43068	4-9021	44042	PWP33150	43324	PWP546	43025
3-9053	42255	4-9052	44085	PWP33151	41202	PWP547	43026
3-9059	43164	4-9125	44024	PWP33317	42588		or * 43026P
3-9060	43166	4-9129	44043	PWP33422	43542	PWP549	42028
3-9068	43278	4-9130	44056	PWP33515	43543	PWP553	45003
3-9070	43288	4-9146	44091	PWP345	43283	PWP557	42202
3-9080	43132	4-9148	44048	PWP352	43072	PWP560	42084
3-9098	43069	4-9160	44049	PWP366	44088	PWP561	43092
3-9100	43070	4-9161	43022	PWP368	42050	PWP562	42223
3-9112	43266	4-9182	44045	PWP373	43106	PWP564	43103
3-9126	43034	4-9408	44085		or * 43106P	PWP565	43091
3-9135	43255	4-HD6006	45009HD	PWP373HDA	43106P	PWP566	42058
3-9140	43141	4-HD6012	44054HD		or ♦ 43106	PWP568	42222
3-9141	43298	4-HD6051	44064HD	PWP375	44029	PWP571	43050
3-9142	42142	4-HD6061	44055HD	PWP381	43122	PWP572	43264
3-9143	43090	4-HD6064	44092HD	PWP382	43110	PWP573	42337
3-9150	43291	4-HD6068	44094HD	PWP384	43121	PWP577	42178
3-9155	43171	4-HD6069	44084HD	PWP386	42082	PWP578	41131
3-9157	43133	4-HD6090	44093HD	PWP397	44032	PWP583	42000
3-9164	43037	4-HD6091	44078HD	PWP399	43041	PWP584	43001
3-9169	43222	4-HD6301	44058HD	PWP404	42055	PWP588	41015

Changeover Listing

Competitive No.	Gates No.	Competitive No.	Gates No.	Competitive No.	Gates No.	Competitive No.	Gates No.
Pro-Select - Cont.		Pro-Select - Cont.		Pro-Select - Cont.		Pro-Select - Cont.	
PWP592	44028	PWP693	42181	PWP853	42005	PWP9095	41106
PWP593	42117	PWP694	41137	PWP860	42163	PWP9097	42068
PWP594	43095	PWP695	43300	PWP862	41075	PWP9098	43069
PWP595	43098	PWP702	42127	PWP863	43513	PWP9099	43067
	or * 42094P	PWP708	42309	PWP864	43213	PWP9100	43070
PWP595HDA	42094P	PWP710	42284	PWP865	44047	PWP9102	41013
	or ♦ 43098	PWP711	44030	PWP866	43163	PWP9103	42041
PWP597	42088	PWP715	43114	PWP867	41041	PWP9105	42079
PWP598	44099	PWP715HD	43114	PWP868	42147	PWP9106	45005
PWP599	42029	PWP718	41053	PWP869	43168	PWP9107	41142
PWP601	41071	PWP721	41023	PWP871	41036	PWP9108	41006
PWP602	42156	PWP722	42003	PWP875	41045	PWP9110	41128
PWP603	42157	PWP723	42002	PWP876	41047	PWP91133	43325HD
PWP604	42060	PWP724	42004	PWP877	43305	PWP9119	43216
PWP605	43046	PWP726	41181	PWP880	42136	PWP9120	41048
PWP606	43043	PWP73130	41061	PWP881	42115	PWP9121	41050
PWP608	43047	PWP73149	42585	PWP882	41057	PWP9122	41164
PWP609	44019	PWP732	41001	PWP883	41155	PWP9124	42165
PWP610	41009	PWP73417	43549	PWP884	42198		or 42169
PWP613	41038	PWP73420	43533	PWP885	41046	PWP9125	44024
PWP616	41145	PWP73424	42289	PWP888	44053HD	PWP9126	43034
PWP617	42228	PWP73621	42408	PWP890	41002	PWP9127	42315
PWP618	41171	PWP743	43087	PWP891	42095	PWP9128	43546
PWP619	42230	PWP746	43082	PWP892	42114HD	PWP9129	44043
PWP620	42272	PWP747	43060	PWP893	43117	PWP9130	44056
PWP621	42092	PWP750	42034	PWP894	42096	PWP9131	41070
PWP622	42089	PWP751	42033	PWP895	42319	PWP91312	43545HD
PWP623	42083	PWP754	43033	PWP896	42245	PWP9132	41079
PWP624	41019	PWP756	41040	PWP897	42135	PWP9135	43255
PWP625	41020	PWP758	41043	PWP898	41163	PWP9136	41049
PWP626	41021	PWP759	41042	PWP899	41004	PWP9137	41061
PWP627	44033	PWP763	41072	PWP9000	44035	PWP9138	42170
PWP630	43112	PWP764	42132	PWP9001	44036	PWP9139	41107
PWP631	41022	PWP766	42216	PWP9002	44037	PWP9140	43141
PWP63140	43537	PWP767	42118	PWP9003	44038	PWP9143	43090
PWP63143	43511	PWP768	42119	PWP9008	42352HD	PWP9144	42080
PWP632	43113	PWP770	41073	PWP9010	41103	PWP9147	42189
PWP634	42094	PWP774	41076	PWP9013	42161	PWP9148	44048
PWP63412	41195	PWP775	41162	PWP9016	42097	PWP9150	43291
PWP635	43116	PWP776	42232	PWP9017	41028	PWP9151	42335
PWP636	42091	PWP777	42207	PWP9018	41026	PWP9152	42250
PWP637	41097	PWP781	42305	PWP9019	43118	PWP9153	42254
PWP638	41052	PWP782	42330	PWP9020	43315	PWP9157	43133
PWP639	41084	PWP783	41149	PWP9021	44100	PWP9158	42242
PWP641	43058	PWP784	42339	PWP9022	42035	PWP9160	44049
PWP642	42128	PWP787	42243	PWP9023	41005	PWP9164	43037
PWP644	43055	PWP789	42240	PWP9024	41003	PWP9165	42138
PWP645	43272	PWP792	43301	PWP9025	43509	PWP9166	43279
	or * 43272P	PWP800	42017	PWP9029	42166	PWP9167	41121
PWP645HDA	43272P	PWP801	42018	PWP9031	43061		or 42081
	or ♦ 43272	PWP802	42016	PWP9032	43062	PWP9170	42199
PWP646	43051	PWP803	42014	PWP9033	43065	PWP9171	42280
PWP647	41010	PWP806	43161	PWP9035	41011	PWP9173	41101
PWP651	43056	PWP809	41160	PWP9036	42067	PWP9175	42307
PWP652	42129	PWP810	43302	PWP9037	42334	PWP9176	41078
PWP653	43052	PWP811	43297	PWP9038	43063	PWP9177	42167
PWP654	43054	PWP812	43303	PWP9039	43084	PWP9182	44045
PWP656	44007	PWP813	43159	PWP9043	42066	PWP9187	42253
PWP657	43057	PWP825	42212	PWP9044	43064	PWP9189	45002
PWP659	44018	PWP83148	43164	PWP9045	45007	PWP9200	42293
PWP661	42159	PWP833	42131	PWP9046	44009	PWP9201	42316
PWP662	42162	PWP83415	42345	PWP9047	43068	PWP9202	43140
PWP663	42108	PWP83417	42348	PWP9048	42120	PWP9203	43500
PWP664	42261	PWP83418	43217	PWP9051	42340	PWP9204	42297
PWP666	41095	PWP835	42062	PWP9052	44085	PWP9207	41115
PWP667	43304	PWP83524	42579	PWP9053	42255	PWP9210	42292
PWP669	41030	PWP83528	43535	PWP9055	41014	PWP9216	41120
PWP671	41039	PWP836	42064	PWP9059	43171	PWP9219	41119
PWP672	43136	PWP83624	41096	PWP9060	43166	PWP9225	41118
PWP675	42126		or ♦ 41096M	PWP9067	42328	PWP9228	43529
PWP681	41141	PWP837	42063	PWP9070	43288	PWP9231	41113
PWP682	41165	PWP839	44022	PWP9072	42251	PWP9234	41122
PWP683	42208	PWP840	44008	PWP9073	42247	PWP9237	42281
PWP685	42237	PWP841	42065	PWP9074	42565	PWP9240	43263
PWP686	41147	PWP843	45001	PWP9078	41110	PWP9243	44082
PWP687	42338	PWP844	41024	PWP9086	42134	PWP9249	41114
PWP688	42236	PWP848	44100	PWP9087	42137		or ♦ 41114M
PWP690	41098	PWP849	41027	PWP9091	43290	PWP9254	42302

* High Performance Pump. ♦ Construction Alternative. ● Not Exact Duplicate.

Changeover Listing















Competitive No.	Gates No.	Competitive No.	Gates No.	Competitive No.	Gates No.	Competitive No.	Gates No.
US Motor Works - Cont.		US Motor Works - Cont.		US Motor Works - Cont.		Worldparts - Cont.	
US9111.....	42127	US9255.....	42336	US9390.....	43140	941046.....	41046
US9114.....	41133	US9256.....	42255	US9393.....	42302	941047.....	41047
US9115.....	41095	US9257.....	44085	US9394.....	42138	941048.....	41048
US9117.....	42016	US9258.....	42305	US9395.....	42307	941049.....	41049
US9119.....	42014	US9259.....	42136	US9399.....	42286	941050.....	41050
US9120.....	42018	US9260.....	42115	US9402.....	41078	941051.....	41051
US9122.....	41035	US9261.....	41057	US9403.....	43506	941052.....	41052
US9128.....	42021	US9262.....	41155	US9405.....	41124	941053.....	41053
US9129.....	41043	US9263.....	42161	US9406.....	42253	941054.....	41054
US9130.....	41040	US9264.....	42198	US9410.....	42348	941055.....	41055
US9131.....	41044	US9268.....	42189	US9414.....	41179	941057.....	41057
US9132.....	43136	US9269.....	42251	US9416.....	43511	941058.....	41058
US9133.....	42119	US9270.....	41163	US9419.....	41115	941060.....	41060
US9140.....	42330	US9271.....	42319	US9421.....	43514	941061.....	41061
US9141.....	42339	US9272.....	42245	US9426.....	43520	941063.....	41063
US9142.....	42242	US9273.....	41046	US9440.....	43165	941064.....	41064
US9145.....	42243	US9274.....	41156	US9446.....	42345	941065.....	41065
US9147.....	43293	US9275.....	41036	US9459.....	43502	941066.....	41066
US9149.....	42012	US9276.....	43278	US9470.....	41184	941068.....	41068
US9150.....	41153	US9278.....	42120	US9475.....	42579	941069.....	41069
US9152.....	42013	US9279.....	41154	US953.....	43044	941070.....	41070
US9153.....	42017	US9280.....	44091		or * 43044P	941071.....	41071
US9154.....	41117	US9288.....	44048	US953H.....	43044P	941072.....	41072
US9155.....	43301	US9289.....	41050		or ♦ 43044	941073.....	41073
US9161.....	42208	US9291.....	42247	US966.....	42050	941075.....	41075
US9162.....	41076	US9293.....	43291	US971.....	43111	941076.....	41076
US9163.....	42011	US9299.....	41161	US975.....	43102	941077.....	41077
US9164.....	43019	US9302.....	43314	US981.....	44088	941078.....	41078
US9165.....	43022	US9304.....	42335	US984.....	43104	941079.....	41079
US9166.....	42132	US9305.....	42134		or * 43104P	941080.....	41080
US9167.....	41072	US9306.....	42340	US984H.....	43104P	941081.....	41081
US9168.....	42164	US9307.....	42199		or ♦ 43104	941082.....	41082
US9171.....	41152	US9309.....	41164	US986.....	43007	941083.....	41083
US9172.....	41160	US9310.....	42171	US988.....	41167	941083BHWT.....	41083BHWT
US9175.....	43161	US9311.....	43163	WH5194.....	43518	941084.....	41084
US9176.....	43159	US9312.....	43164			941085.....	41085
US9177.....	42259	US9314.....	43166			941086.....	41086
US9178.....	41063	US9318.....	42137				or 41086BH
US9179.....	42324	US932.....	43041			941086BH.....	41086BH
US918.....	43029	US9320.....	42256			941088.....	41088
US9180.....	42566	US9324.....	42250			941089.....	41089
US9186.....	42010	US9325.....	42254			941091.....	41091
US9189.....	43210	US9328.....	41116			941093.....	41093
US919.....	43030	US9333.....	43216			941094.....	41094
US9193.....	43184	US9334.....	41159			941095.....	41095
US92.....	43561HD	US9337.....	43290			941096.....	41096
US9200.....	41148	US9338.....	43255				or ♦ 41096M
US9201.....	42232	US9339.....	41110			941096M.....	41096M
US9202.....	43302	US934.....	43028			941097.....	41097
US9203.....	42048	US9340.....	41128			941098.....	41098
US9205.....	43222	US9342.....	41113			941099.....	41099
US9206.....	41162	US9343.....	43267			941100.....	41100
US9207.....	41073	US9347.....	41103			941101.....	41101
US9209.....	41042	US9348.....	44049			941102.....	41102
US9212.....	42163	US9349.....	41049			941103.....	41103
US9213.....	41138	US9351.....	43171			941106.....	41106
US9214.....	41075	US9352.....	41048			941107.....	41107
US9218.....	44047	US9353.....	41061			941109.....	41109
US9219.....	43132	US9354.....	43133			941110.....	41110
US9220.....	41053	US9359.....	42170			941111HD.....	41111HD
US9221.....	41054	US9360.....	42280			941113.....	41113
US9223.....	42207	US9364.....	41107			941114.....	41114
US9224.....	41041	US9365.....	42297				or ♦ 41114M
US9228.....	42147	US9367.....	41125			941114M.....	41114M
US9230.....	43303	US9368.....	43141			941115.....	41115
US9231.....	43297	US9371.....	42142			941116.....	41116
US9234.....	42023	US9374.....	42281			941118.....	41118
US9236.....	43277	US9375.....	41058			941119.....	41119
US9237.....	41081	US9376.....	41101			941120.....	41120
US9238.....	42045	US9377.....	41127			941121.....	41121
US9239.....	42188		or ♦ 41127M			941122.....	41122
US9242.....	43219	US9378.....	41114			941124.....	41124
US9245.....	43295		or ♦ 41114M			941125.....	41125
US9250.....	41045	US9380.....	44081			941127.....	41127
US9251.....	41047	US9382.....	43531				or ♦ 41127M
US9252.....	43305	US9383.....	42316			941127M.....	41127M
US9253.....	41103	US9385.....	42285			941128.....	41128
US9254.....	42328	US9389.....	42172			941129HD.....	41129HD

* High Performance Pump. ♦ Construction Alternative. ● Not Exact Duplicate.















Changeover Listing

Competitive No.	Gates No.	Competitive No.	Gates No.	Competitive No.	Gates No.	Competitive No.	Gates No.
Worldparts - Cont.		Worldparts - Cont.		Worldparts - Cont.		Worldparts - Cont.	
944032.....	44032	944054HD	44054HD	944089.....	44089	945008.....	45008
944033.....	44033	944055HD	44055HD	944091.....	44091	945009HD	45009HD
944034.....	44034	944056.....	44056	944092HD	44092HD	945010.....	45010
944035.....	44035	944057HD	44057HD	944093HD	44093HD	945011.....	45011
944036.....	44036	944058HD	44058HD	944094HD	44094HD	945012.....	45012
944037.....	44037	944059HD	44059HD	944099.....	44099	945013WT	45013WT
944038.....	44038	944060HD	44060HD	944100.....	44100	945050HD	45050HD
944040.....	44040	944062HD	44062HD	944101HD	44101HD	945051HD	45051HD
944042.....	44042	944064HD	44064HD	944405.....	44405	945052HD	45052HD
944043.....	44043	944066HD	44066HD	944600HDBP.....	44600HDBP	945053HD	45053HD
944045.....	44045	944069HD	44069HD	945000.....	45000	945054HD	45054HD
944047.....	44047	944078HD	44078HD	945001.....	45001	945055HD	45055HD
944048.....	44048	944081.....	44081	945002.....	45002	946001HD	46001HD
944049.....	44049	944082.....	44082	945003.....	45003	946002HD	46002HD
944050.....	44050	944084HD	44084HD	945004WT	45004WT	946003HD	46003HD
944051HD	44051HD	944085.....	44085	945005.....	45005	946004HD	46004HD
944052HD	44052HD	944086HD	44086HD	945006.....	45006	946005HD	46005HD
944053HD	44053HD	944088.....	44088	945007.....	45007		















Water Pumps - Listed by Part Number

 <p>41001</p>	 <p>41002</p>
 <p>41003</p>	 <p>41004</p>
 <p>41005</p>	 <p>41006</p>
 <p>41009</p>	 <p>41010</p>
 <p>41011</p>	 <p>41012</p>
 <p>41013</p>	 <p>41014</p>
 <p>41015</p>	 <p>41016</p>















Water Pumps - Listed by Part Number

 <p>41017</p>	 <p>41018</p>
 <p>41019</p>	 <p>41020</p>
 <p>41021</p>	 <p>41022</p>
 <p>41023</p>	 <p>41024</p>
 <p>41025</p>	 <p>41026</p>
 <p>41027</p>	 <p>41028</p>
 <p>41029</p>	 <p>41030</p>















Water Pumps - Listed by Part Number

 <p>41031</p>	 <p>41033</p>
 <p>41035</p>	 <p>41036</p>
 <p>41037</p>	 <p>41038</p>
 <p>41039</p>	 <p>41040</p>
 <p>41041</p>	 <p>41042</p>
 <p>41043</p>	 <p>41044</p>
 <p>41045</p>	 <p>41046</p>















Water Pumps - Listed by Part Number

 <p>41047</p>	 <p>41048</p>
 <p>41049</p>	 <p>41050</p>
 <p>41051</p>	 <p>41052</p>
 <p>41053</p>	 <p>41054</p>
 <p>41055</p>	 <p>41057</p>
 <p>41058</p>	 <p>41060</p>
 <p>41061</p>	 <p>41063</p>















Water Pumps - Listed by Part Number

 <p>41064</p>	 <p>41065</p>
 <p>41066</p>	 <p>41068</p>
 <p>41069</p>	 <p>41070</p>
 <p>41071</p>	 <p>41072</p>
 <p>41075</p>	 <p>41076</p>
 <p>41077</p>	 <p>41078</p>
 <p>41079</p>	 <p>41080</p>















Water Pumps - Listed by Part Number

 <p>41081</p>	 <p>41082</p>
 <p>41083</p>	 <p>41083BHWT</p>
 <p>41084</p>	 <p>41085</p>
 <p>41086</p>	 <p>41086BH</p>
 <p>41088</p>	 <p>41089</p>
 <p>41091</p>	 <p>41092</p>
 <p>41093</p>	 <p>41094</p>















Water Pumps - Listed by Part Number

 <p>41095</p>	 <p>41096</p>
 <p>41096M</p>	 <p>41097</p>
 <p>41098</p>	 <p>41099</p>
 <p>41100</p>	 <p>41101</p>
 <p>41102</p>	 <p>41103</p>
 <p>41106</p>	 <p>41107</p>
 <p>41109</p>	 <p>41110</p>















Water Pumps - Listed by Part Number

 <p>41111HD</p>	 <p>41113</p>
 <p>41114</p>	 <p>41114M</p>
 <p>41115</p>	 <p>41116</p>
 <p>41117</p>	 <p>41118</p>
 <p>41119</p>	 <p>41120</p>
 <p>41121</p>	 <p>41122</p>
 <p>41124</p>	 <p>41125</p>


Water Pumps - Listed by Part Number

 <p>41127</p>	 <p>41127M</p>
 <p>41128</p>	 <p>41129HD</p>
 <p>41130</p>	 <p>41131</p>
 <p>41132</p>	 <p>41133</p>
 <p>41134</p>	 <p>41135</p>
 <p>41137</p>	 <p>41138</p>
 <p>41141</p>	 <p>41142</p>

Water Pumps - Listed by Part Number

 <p>41143</p>	 <p>41145</p>
 <p>41146</p>	 <p>41147</p>
 <p>41148</p>	 <p>41149</p>
 <p>41151</p>	 <p>41152</p>
 <p>41153</p>	 <p>41154</p>
 <p>41155</p>	 <p>41156</p>
 <p>41158</p>	 <p>41159</p>















Water Pumps - Listed by Part Number

 <p>41160</p>	 <p>41162</p>
 <p>41163</p>	 <p>41164</p>
 <p>41165</p>	 <p>41167</p>
 <p>41168</p>	 <p>41173HD</p>
 <p>41174HD</p>	 <p>41175HD</p>
 <p>41176HD</p>	 <p>41177</p>
 <p>41178</p>	 <p>41179</p>

Water Pumps - Listed by Part Number

 <p>41180</p>	 <p>41181</p>
 <p>41184</p>	 <p>41185</p>
 <p>41186</p>	 <p>41187</p>
 <p>41188</p>	 <p>41190</p>
 <p>41190M</p>	 <p>41191</p>
 <p>41192</p>	 <p>41193</p>
 <p>41194</p>	 <p>41195</p>

Water Pumps - Listed by Part Number

 <p>41196</p>	 <p>41197</p>
 <p>41198</p>	 <p>41199HD</p>
 <p>41201</p>	 <p>41202</p>
 <p>41500E</p>	 <p>41501E</p>
 <p>41502E</p>	 <p>41503E</p>
 <p>41504E</p>	 <p>41505E</p>
 <p>41506E</p>	 <p>41507E</p>

Water Pumps - Listed by Part Number

 <p>41508E</p>	 <p>41509E</p>
 <p>41510E</p>	 <p>41511E</p>
 <p>41512E</p>	 <p>41513E</p>
 <p>41514E</p>	 <p>41515E</p>
 <p>41516E</p>	 <p>41517E</p>
 <p>41518E</p>	 <p>41519E</p>
 <p>41520E</p>	 <p>41521E</p>

Water Pumps - Listed by Part Number



41522E



41523E



41524E



41525E



41526E



41527E



41528E



41529E



41530E



41531E



41532E



42000

















42003

















42004














Water Pumps - Listed by Part Number

 <p>42005</p>	 <p>42007</p>
 <p>42011</p>	 <p>42012</p>
 <p>42013</p>	 <p>42014</p>
 <p>42015</p>	 <p>42016</p>
 <p>42017</p>	 <p>42018</p>
 <p>42021</p>	 <p>42022</p>
 <p>42023</p>	 <p>42024</p>















Water Pumps - Listed by Part Number

 <p>42025</p>	 <p>42027</p>
 <p>42028</p>	 <p>42029</p>
 <p>42030</p>	 <p>42031</p>
 <p>42032</p>	 <p>42033</p>
 <p>42034</p>	 <p>42035</p>
 <p>42036</p>	 <p>42039</p>
 <p>42041</p>	 <p>42043</p>


Water Pumps - Listed by Part Number

 <p>42044</p>	 <p>42045</p>
 <p>42047</p>	 <p>42048</p>
 <p>42049BH</p>	 <p>42050</p>
 <p>42054</p>	 <p>42055</p>
 <p>42057</p>	 <p>42058</p>
 <p>42059</p>	 <p>42060</p>
 <p>42061</p>	 <p>42062</p>















Water Pumps - Listed by Part Number

 <p>42063</p>	 <p>42064</p>
 <p>42065</p>	 <p>42066</p>
 <p>42067</p>	 <p>42068</p>
 <p>42070</p>	 <p>42071</p>
 <p>42079</p>	 <p>42080</p>
 <p>42081</p>	 <p>42082</p>
 <p>42083</p>	 <p>42084</p>















Water Pumps - Listed by Part Number

 <p>42085</p>	 <p>42086</p>
 <p>42088</p>	 <p>42089</p>
 <p>42090</p>	 <p>42091</p>
 <p>42092</p>	 <p>42094</p>
 <p>42094P</p>	 <p>42095</p>
 <p>42096</p>	 <p>42097</p>
 <p>42098</p>	 <p>42100</p>















Water Pumps - Listed by Part Number

 <p>42102HD</p>	 <p>42103</p>
 <p>42106</p>	 <p>42107</p>
 <p>42108</p>	 <p>42110</p>
 <p>42111HD</p>	 <p>42113</p>
 <p>42114HD</p>	 <p>42115</p>
 <p>42117</p>	 <p>42118</p>
 <p>42119</p>	 <p>42120</p>















Water Pumps - Listed by Part Number

 <p>42126</p>	 <p>42127</p>
 <p>42128</p>	 <p>42129</p>
 <p>42131</p>	 <p>42132</p>
 <p>42134</p>	 <p>42135</p>
 <p>42136</p>	 <p>42137</p>
 <p>42138</p>	 <p>42141</p>
 <p>42142</p>	 <p>42144</p>















Water Pumps - Listed by Part Number

 <p>42146HD</p>	 <p>42147</p>
 <p>42148BH</p>	 <p>42149</p>
 <p>42150BH</p>	 <p>42152BH</p>
 <p>42153</p>	 <p>42156</p>
 <p>42157</p>	 <p>42159</p>
 <p>42161</p>	 <p>42162</p>
 <p>42163</p>	 <p>42164</p>















Water Pumps - Listed by Part Number

 <p>42165</p>	 <p>42166</p>
 <p>42167</p>	 <p>42168</p>
 <p>42169</p>	 <p>42170</p>
 <p>42171</p>	 <p>42172</p>
 <p>42173</p>	 <p>42174</p>
 <p>42175BH</p>	 <p>42176</p>
 <p>42177BH</p>	 <p>42178</p>















Water Pumps - Listed by Part Number

 <p>42179BH</p>	 <p>42181</p>
 <p>42188</p>	 <p>42189</p>
 <p>42192</p>	 <p>42194</p>
 <p>42197</p>	 <p>42198</p>
 <p>42199</p>	 <p>42202</p>
 <p>42203</p>	 <p>42206</p>
 <p>42207</p>	 <p>42208</p>















Water Pumps - Listed by Part Number

 <p>42212</p>	 <p>42213</p>
 <p>42214</p>	 <p>42216</p>
 <p>42218</p>	 <p>42220</p>
 <p>42221</p>	 <p>42222</p>
 <p>42223</p>	 <p>42224</p>
 <p>42228</p>	 <p>42230</p>
 <p>42232</p>	 <p>42236</p>















Water Pumps - Listed by Part Number

 <p>42237</p>	 <p>42239HD</p>
 <p>42240</p>	 <p>42240BH</p>
 <p>42242</p>	 <p>42243</p>
 <p>42244HD</p>	 <p>42245</p>
 <p>42246</p>	 <p>42247</p>
 <p>42248</p>	 <p>42250</p>
 <p>42251</p>	 <p>42253</p>















Water Pumps - Listed by Part Number

 <p>42254</p>	 <p>42255</p>
 <p>42256</p>	 <p>42258</p>
 <p>42259</p>	 <p>42260</p>
 <p>42261</p>	 <p>42262</p>
 <p>42272</p>	 <p>42274</p>
 <p>42276</p>	 <p>42280</p>
 <p>42281</p>	 <p>42283</p>











Water Pumps - Listed by Part Number

 <p>42284</p>	 <p>42285</p>
 <p>42286</p>	 <p>42288</p>
 <p>42289</p>	 <p>42290</p>
 <p>42291</p>	 <p>42292</p>
 <p>42293</p>	 <p>42294</p>
 <p>42296</p>	 <p>42297</p>
 <p>42298</p>	 <p>42299</p>















Water Pumps - Listed by Part Number

 <p>42300</p>	 <p>42301</p>
 <p>42302</p>	 <p>42305</p>
 <p>42307</p>	 <p>42307BH</p>
 <p>42309</p>	 <p>42310</p>
 <p>42311HD</p>	 <p>42312</p>
 <p>42313</p>	 <p>42314</p>
 <p>42315</p>	 <p>42316</p>















Water Pumps - Listed by Part Number

 <p>42317</p>	 <p>42318HD</p>
 <p>42319</p>	 <p>42321HD</p>
 <p>42322HD</p>	 <p>42324</p>
 <p>42328</p>	 <p>42330</p>
 <p>42331</p>	 <p>42334</p>
 <p>42335</p>	 <p>42336</p>
 <p>42337</p>	 <p>42338</p>















Water Pumps - Listed by Part Number

 <p>42339</p>	 <p>42340</p>
 <p>42341</p>	 <p>42342HD</p>
 <p>42344HD</p>	 <p>42345</p>
 <p>42348</p>	 <p>42349</p>
 <p>42349BH</p>	 <p>42351HD</p>
 <p>42352HD</p>	 <p>42353</p>
 <p>42354</p>	 <p>42355HD</p>















Water Pumps - Listed by Part Number

 <p>42408</p>	 <p>42414</p>
 <p>42552</p>	 <p>42553</p>
 <p>42554</p>	 <p>42561</p>
 <p>42562</p>	 <p>42563</p>
 <p>42565</p>	 <p>42566</p>
 <p>42567</p>	 <p>42568</p>
 <p>42569</p>	 <p>42570</p>















Water Pumps - Listed by Part Number

 <p>42571</p>	 <p>42574</p>
 <p>42577</p>	 <p>42579</p>
 <p>42580</p>	 <p>42582</p>
 <p>42583</p>	 <p>42584</p>
 <p>42585</p>	 <p>42586</p>
 <p>42587</p>	 <p>42588</p>
 <p>42589HD</p>	 <p>42800</p>















Water Pumps - Listed by Part Number

 <p>43000</p>	 <p>43001</p>
 <p>43002</p>	 <p>43004</p>
 <p>43005</p>	 <p>43007</p>
 <p>43008</p>	 <p>43010</p>
 <p>43013</p>	 <p>43014</p>
 <p>43016</p>	 <p>43021HD</p>
 <p>43025</p>	 <p>43026</p>















Water Pumps - Listed by Part Number

 <p>43026P</p>	 <p>43028</p>
 <p>43030</p>	 <p>43033</p>
 <p>43034</p>	 <p>43037</p>
 <p>43039</p>	 <p>43041</p>
 <p>43042HD</p>	 <p>43043</p>
 <p>43044</p>	 <p>43044P</p>
 <p>43046</p>	 <p>43047</p>















Water Pumps - Listed by Part Number

 <p>43049</p>	 <p>43050</p>
 <p>43051</p>	 <p>43052</p>
 <p>43053</p>	 <p>43054</p>
 <p>43055</p>	 <p>43056</p>
 <p>43057</p>	 <p>43058</p>
 <p>43059HD</p>	 <p>43060</p>
 <p>43061</p>	 <p>43062</p>















Water Pumps - Listed by Part Number

 <p>43063</p>	 <p>43064</p>
 <p>43065</p>	 <p>43066</p>
 <p>43067</p>	 <p>43068</p>
 <p>43069</p>	 <p>43070</p>
 <p>43071BH</p>	 <p>43072</p>
 <p>43076</p>	 <p>43077</p>
 <p>43080</p>	 <p>43082</p>















Water Pumps - Listed by Part Number

 <p>43083</p>	 <p>43084</p>
 <p>43086</p>	 <p>43087</p>
 <p>43090</p>	 <p>43091</p>
 <p>43092</p>	 <p>43094</p>
 <p>43095</p>	 <p>43097</p>
 <p>43098</p>	 <p>43099</p>
 <p>43099P</p>	 <p>43100</p>















Water Pumps - Listed by Part Number

 <p>43101</p>	 <p>43102</p>
 <p>43103</p>	 <p>43104</p>
 <p>43104P</p>	 <p>43106</p>
 <p>43106P</p>	 <p>43107</p>
 <p>43109</p>	 <p>43110</p>
 <p>43111</p>	 <p>43112</p>
 <p>43113</p>	 <p>43114</p>















Water Pumps - Listed by Part Number

 <p>43115</p>	 <p>43116</p>
 <p>43117</p>	 <p>43118</p>
 <p>43121</p>	 <p>43122</p>
 <p>43125HD</p>	 <p>43129</p>
 <p>43130</p>	 <p>43132</p>
 <p>43133</p>	 <p>43136</p>
 <p>43140</p>	 <p>43141</p>















Water Pumps - Listed by Part Number

 <p>43154</p>	 <p>43159</p>
 <p>43161</p>	 <p>43163</p>
 <p>43165</p>	 <p>43166</p>
 <p>43168</p>	 <p>43171</p>
 <p>43184</p>	 <p>43200</p>
 <p>43210</p>	 <p>43213</p>
 <p>43216</p>	 <p>43217</p>















Water Pumps - Listed by Part Number

 <p>43219</p>	 <p>43222</p>
 <p>43225HD</p>	 <p>43226HD</p>
 <p>43229HD</p>	 <p>43230BH</p>
 <p>43232HD</p>	 <p>43233HD</p>
 <p>43236HD</p>	 <p>43237HD</p>
 <p>43238HD</p>	 <p>43239HD</p>
 <p>43240HD</p>	 <p>43241HD</p>




Water Pumps - Listed by Part Number

 <p>43244</p>	 <p>43246HD</p>
 <p>43251HD</p>	 <p>43252</p>
 <p>43253HD</p>	 <p>43255</p>
 <p>43262</p>	 <p>43263</p>
 <p>43264</p>	 <p>43266</p>
 <p>43267</p>	 <p>43271</p>
 <p>43272</p>	 <p>43272P</p>















Water Pumps - Listed by Part Number

 <p>43273</p>	 <p>43274BH</p>
 <p>43278</p>	 <p>43279</p>
 <p>43283</p>	 <p>43288</p>
 <p>43290</p>	 <p>43291</p>
 <p>43295</p>	 <p>43297</p>
 <p>43298</p>	 <p>43299</p>
 <p>43300</p>	 <p>43301</p>

Water Pumps - Listed by Part Number

 <p>43302</p>	 <p>43303</p>
 <p>43304</p>	 <p>43305</p>
 <p>43307HD</p>	 <p>43308</p>
 <p>43309HD</p>	 <p>43310HD</p>
 <p>43314</p>	 <p>43315</p>
 <p>43316</p>	 <p>43318</p>
 <p>43319HD</p>	 <p>43320HD</p>















Water Pumps - Listed by Part Number

 <p>43321HD</p>	 <p>43323</p>
 <p>43324</p>	 <p>43325HD</p>
 <p>43327BH</p>	 <p>43328BH</p>
 <p>43422</p>	 <p>43443HD</p>
 <p>43445HD</p>	 <p>43500</p>
 <p>43501</p>	 <p>43502</p>
 <p>43503</p>	 <p>43504</p>















Water Pumps - Listed by Part Number

 <p>43505</p>	 <p>43506</p>
 <p>43507</p>	 <p>43509</p>
 <p>43511</p>	 <p>43512</p>
 <p>43513</p>	 <p>43514</p>
 <p>43517</p>	 <p>43518</p>
 <p>43520</p>	 <p>43521</p>
 <p>43522</p>	 <p>43525</p>















Water Pumps - Listed by Part Number

 <p>43526</p>	 <p>43527</p>
 <p>43528</p>	 <p>43529</p>
 <p>43530</p>	 <p>43531</p>
 <p>43532</p>	 <p>43533</p>
 <p>43534</p>	 <p>43535</p>
 <p>43536</p>	 <p>43536M</p>
 <p>43537</p>	 <p>43538</p>















Water Pumps - Listed by Part Number

 <p>43539</p>	 <p>43540</p>
 <p>43541</p>	 <p>43542</p>
 <p>43543</p>	 <p>43544</p>
 <p>43545HD</p>	 <p>43546</p>
 <p>43547</p>	 <p>43548</p>
 <p>43549</p>	 <p>43550</p>
 <p>43551</p>	 <p>43552</p>















Water Pumps - Listed by Part Number

 <p>43553</p>	 <p>43554HD</p>
 <p>43555</p>	 <p>43556</p>
 <p>43557</p>	 <p>43558</p>
 <p>43559</p>	 <p>43561HD</p>
 <p>44003</p>	 <p>44004</p>
 <p>44005</p>	 <p>44006</p>
 <p>44007</p>	 <p>44008</p>















Water Pumps - Listed by Part Number

 <p>44009</p>	 <p>44012</p>
 <p>44018</p>	 <p>44019</p>
 <p>44020</p>	 <p>44021</p>
 <p>44022</p>	 <p>44023</p>
 <p>44024</p>	 <p>44027</p>
 <p>44027P</p>	 <p>44028</p>
 <p>44029</p>	 <p>44030</p>















Water Pumps - Listed by Part Number

 <p>44032</p>	 <p>44033</p>
 <p>44034</p>	 <p>44035</p>
 <p>44036</p>	 <p>44037</p>
 <p>44038</p>	 <p>44040</p>
 <p>44042</p>	 <p>44043</p>
 <p>44045</p>	 <p>44047</p>
 <p>44048</p>	 <p>44049</p>















Water Pumps - Listed by Part Number

 <p>44050</p>	 <p>44051HD</p>
 <p>44052HD</p>	 <p>44053HD</p>
 <p>44054HD</p>	 <p>44055HD</p>
 <p>44056</p>	 <p>44057HD</p>
 <p>44058HD</p>	 <p>44059HD</p>
 <p>44060HD</p>	 <p>44062HD</p>
 <p>44064HD</p>	 <p>44066HD</p>















Water Pumps - Listed by Part Number

 <p>44069HD</p>	 <p>44078HD</p>
 <p>44081</p>	 <p>44082</p>
 <p>44084HD</p>	 <p>44085</p>
 <p>44086HD</p>	 <p>44088</p>
 <p>44089</p>	 <p>44091</p>
 <p>44092HD</p>	 <p>44093HD</p>
 <p>44094HD</p>	 <p>44099</p>















Water Pumps - Listed by Part Number

 <p>44100</p>	 <p>44101HD</p>
 <p>44405</p>	 <p>44600HDBP</p>
 <p>45000</p>	 <p>45001</p>
 <p>45002</p>	 <p>45003</p>
 <p>45004WT</p>	 <p>45005</p>
 <p>45006</p>	 <p>45007</p>
 <p>45008</p>	 <p>45009HD</p>








Water Pumps - Listed by Part Number

 <p>45010</p>	 <p>45011</p>
 <p>45012</p>	 <p>45013WT</p>
 <p>45050HD</p>	 <p>45051HD</p>
 <p>45052HD</p>	 <p>45053HD</p>
 <p>45054HD</p>	 <p>45055HD</p>
 <p>46001HD</p>	 <p>46002HD</p>
 <p>46003HD</p>	 <p>46004HD</p>

Water Pumps - Listed by Part Number

 <p>46005HD</p>	 <p>49000</p>
 <p>49001</p>	 <p>49002</p>
 <p>49003</p>	 <p>49004</p>
 <p>49005</p>	 <p>49006</p>
 <p>49007</p>	 <p>49008</p>
 <p>49009</p>	 <p>49010</p>
 <p>49011</p>	 <p>49012</p>

Water Pumps - Listed by Part Number

 <p>49012BH</p>	 <p>49013</p>
 <p>49014</p>	 <p>49015</p>
 <p>49016</p>	 <p>49017</p>
 <p>49018</p>	

COOLING SYSTEM + TOOLS



POWERCLEAN™ FLUSH TOOL



Part No. 91002

**Reduce Warranty Claims.
Increase Customer Satisfaction.**

**THE POWERCLEAN™ FLUSH TOOL CLEANS ENGINE
COOLING SYSTEMS COMPLETELY AND THOROUGHLY.**



Manufacturing Facilities, Distribution Centers, Technical Centers, and Sales/Service Centers Worldwide



POWERING PROGRESS™

GATES CORPORATION - WORLD HEADQUARTERS
1551 Wewatta Street
Denver, Colorado 80202, U.S.A.
303.744.1911 / Fax 303.744.4499
Gates.com

431-2085

2016



Please recycle this catalog!

Printed in the U.S.A.