



SM Motorenteile GmbH

Asperg / Stuttgart / Germany

phone : +49 / (0)7141 / 2047-0

fax : +49 / (0)7141 / 2047-16

e-mail : info@sm-original-germany.com

<http://www.sm-original-germany.com>

Alleenstr. 70 / D-71679 Asperg



SM Motorenteile

**Don't be irritated.
Don't buy imitated.**

**The QR-code on our label is for your safety.
This is how you check the authenticity of
your SM product:**

Le code QR sur l'étiquette sert à votre sécurité. Voici comment vous pouvez vérifier l'authenticité de votre produit SM:

El código QR en la etiqueta sirve para su seguridad. Así puede verificar la autenticidad de su producto SM:

QR-код на этикетке служит для вашей безопасности. Как проверить подлинность Ваших деталей SM:

الرمز QR علي الملصق هو لحمايتك بهذه الطريقة تستطيع ان تتحقق بان قطع الغيار التي لديك هي القطع الاصلية .



1 Download a QR code reader on your smartphone.

Téléchargez un lecteur de code QR sur votre smartphone.

Baje un lector de código QR en su smartphone.

Загрузите на Ваш смартфон приложение для сканирования QR-кода.

قم بتنزيل قارئ الرمز QR علي الهاتف الذكي الخاص بك.



2 Scan the QR code under the red 16-digit number on the label.

Scannez le code QR en dessous du numéro rouge sur l'étiquette.

Lea el código QR debajo del número rojo en la etiqueta.

Отсканируйте QR-код под красным номером на этикетке.

قم بمسح الرمز QR الموجود تحت الرقم الاحمر و المكون من 16 خانة.



3 The authenticity will be checked automatically.

L'Authenticité sera automatiquement vérifiée.

La autenticidad se verifica automáticamente.

Подлинность проверяется автоматически.

سيتم فحص قطعة الغيار تلقائيا ليتبين اذا كانت اصلية ام لا.

SM MOTORENTEILE GMBH

Alleenstraße 70 · 71679 Asperg · Germany · Phone +49 7141 2047-0 · Fax +49 7141 2047-16
info@sm-original-germany.com · www.sm-original-germany.com



SM Motorenteile

**Don't be irritated.
Don't buy imitated.**

The anti-counterfeit label on the box is for your safety. This is how you check the authenticity of your SM product:

L'Étiquette infalsifiable sur l'emballage sert à votre sécurité. Voici comment vous pouvez vérifier l'authenticité de votre produit SM:

La etiqueta infalsificable en el embalaje sirve para su seguridad. Así puede verificar la autenticidad de su producto SM:

Защищённая от подделки этикетка на упаковке служит для Вашей безопасности. Как проверить подлинность Ваших деталей SM:

اللاصق المضاد للتزوير الموجود على علبة التعبئة هو لحمايتك . تلك الطريقة التي تتحقق بها من ان منتج SM. هل هو الاصلي ام لا

Each box has a hologram on the label and below a red 16-digit code.

Chaque emballage est muni d'une étiquette hologramme et d'un code de 16 chiffres en dessous.

Cada embalaje tiene una etiqueta con holograma y con un código rojo de 16 dígitos debajo.

Каждая упаковка имеет этикетку с голограммой, под которой указан 16-значный код.

كل علبة تعبئه عليها ملصق هولوجرام موجود تحت الرقم الاحمر المكون من 16 خانه.

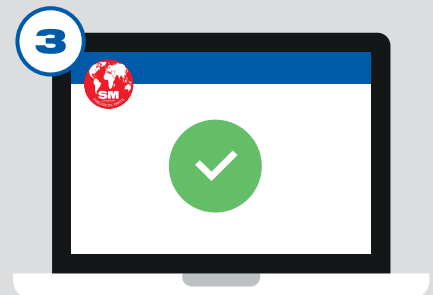
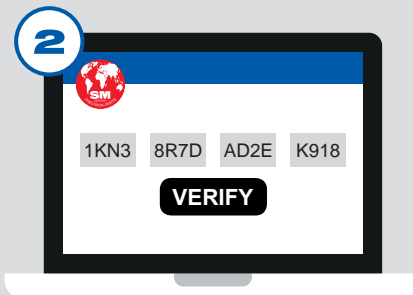
Enter this code at www.sm-verify.com and your SM product will be verified for authenticity.

Veillez entrer ce code dans le site web www.sm-verify.com afin de vérifier l'authenticité de votre produit SM.

Introduzca este código en la página web www.sm-verify.com para verificar la autenticidad de su producto SM.

Введите этот код на сайте www.sm-verify.com и проверьте подлинность Вашей детали SM.

ادخل الرمز في www.sm-verify.com وسيتم التحقق من صحة منتج SM



www.sm-verify.com



Don't be irritated




Don't buy imitated

Imitation secured packing supplied by us for all products.



Simply to be checked with a lens key from us.

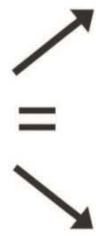


Product box

+



Lens key



Visible text: ORIGINAL - SM



Visible text: O/E SUPPLIER SINCE 1973

Ask your dealer or importer !

www.sm-original-germany.com

KOLBEN / KOLBENRINGE / ZYLINDER-BUCHSEN / ASSEMBLIES

PISTONS / PISTON RINGS / CYLINDER LINERS / ASSEMBLIES


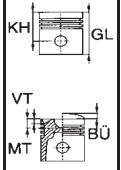

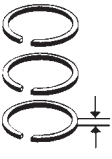

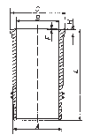

PISTONS / JEUX DE SEGMENTS / CHEMISES / ENSEMBLES

PISTONES / JUEGOS DE SEGMENTOS / CAMISAS / KITS EQUIPOS

Inhaltsverzeichnis	Seite
Table of contents	Page
Table des matières	Page
Índice	Página

Anleitung zum Katalog How to use the catalogue Mode d'emploi du catalogue Empleo del catálogo	I - IV
Inhaltsverzeichnis nach Herstellern Table of contents in order of manufacturers Index par noms de constructeurs Índice por fabricante	V
Wichtiger Hinweis Important notice Note importante Nota importante	VI
Vergleichsnummern Liste : Mahle → SM Cross reference list : Mahle → SM Liste d'équivalences : Mahle → SM Lista de intercambios : Mahle → SM	349 - 385
Vergleichsnummern Liste : KS → SM Cross reference list : KS → SM Liste d'équivalences : KS → SM Lista de intercambios : KS → SM	387 - 416
Vergleichsnummern Liste : Federal Mogul → SM Cross reference list : Federal Mogul → SM Liste d'équivalences : Federal Mogul → SM Lista de intercambios : Federal Mogul → SM	417 - 428
Vergleichsnummern Liste : Sonstige → SM Cross reference list : Miscellaneous → SM Liste d'équivalences : Divers → SM Lista de intercambios : Otro → SM	429 - 444

Anleitung zum Katalog How to use the catalogue Mode d'emploi du catalogue Empleo del catálogo

MODEL / ENGINE 	YEAR	Ø CYL			 SM-Ref.	 SM-Ref.	Ø mm	 SM-Ref.	 SM-Ref.
SCANIA Eng. D 8 05/06 Eng. DS 8 01 L80S/LB80S/L81S L85S/LB85S/L86S 7800 ccm 140-170 kW (190-231 PS)	74-87	115,00 6	96,1 - - -18,1 150,1	46 X 96 T	2,385 2,385 4,747 793912-00-1 910 Cr 911 Fe 947 EX Cr	803901-00-2 RT	115,00	953901-1 A=130 L=270,5 H=8,2 C=137,3 F=0,8	813901-1 923905-1 3 x FP
①	②	③	④	⑤	⑥	⑦	⑧	⑨	⑩ ⑪

① Typ / Motor / Fahrzeugdetails
Make / engine / vehicle details
Marque / moteur / descriptions
Tipo / motor / detalle

② Baujahr / manufacturing year / année de construction / año de construcción

③ 115,00 = Nenndurchmesser (mm) / nominal diameter (mm) / diamètre nominal (mm) / diámetro nominal (mm)
6 = Zylinder Anzahl / number of cylinders / nombre de cylindres / número de cilindros
V = V-Motor / V-engine / moteur en V / motor V

④ 96,1 = KH / Kompressionshöhe / compression height / hauteur d'axe / altura de compresión
- = BÜ / + Überhöhung / + dome / + dôme / + cabeza sobreelevada
- = VT / - Ventiltaschentiefe / - valve recess depth / - profondeur dégagement de soupape / - profundidad bolsa de válvula
-18,1 = MT / - Muldentiefe / - cavity / - cavité / - profundidad de cavidad
150,1 = GL / Gesamtlänge / total length / longueur totale / longitud total

AA = Augenabstand / distance between bosses / distance entre bossages
MØ = Mulddurchmesser / combustion chamber diameter / diamètre de chambre de combustion / diámetro de cavidad
MV = Muldenversatz / combustion cavity offset / chambre de combustion désaxée / cámara desplazada


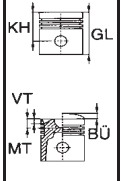

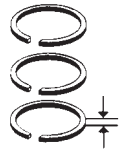

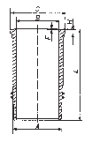

⑤ Kolbenbolzendurchmesser x Gesamtlänge / pin outside diameter x total length / diamètre extérieur de l'axe x longueur totale / diámetro exterior del bulón x longitud total

T = Trapezpleuel / keystone con-rod / bielle trapézoïdale / biela trapezial
S = Schrumpf / Klemmpleuel / shrink fit / clamp type connecting rod / montage serré de l'axe / bulón fijo en pie de biela
NB = Nabenbuchse / pin boss bushing / passage d'axe bagué / casquillo para el bosaje
FB = Formbolzen / profiled pin / axe de forme / bulón de forma
DLC = Diamantähnlicher Kohlenstoff / diamond like carbon / carbon diamant amorphe / Carbon adiamantado

⑥ **793912-00-1** = **SM** Kolbenringnummern / **SM** piston ring ref. / référence segment **SM** / referencia juego de segmentos **SM**
Kolbenringspezifikation / piston ring specification / spécification des segments / especificación de segmentos

Kolbenringquerschnitte und Beschichtungen auf Seite Nr. III
Cross section of piston rings and coatings / surface treatment on page no. III
Sections des segments et types de revêtement / traitement de surface page III
Sección transversal de juegos de segmentos y revestimientos en página III

Anleitung zum Katalog How to use the catalogue Mode d'emploi du catalogue Empleo del catálogo

MODEL / ENGINE 	YEAR	Ø CYL			 SM-Ref.	 SM-Ref.	Ø mm	 SM-Ref.	 SM-Ref.	
SCANIA Eng. D 8 05/06 Eng. DS 8 01 L80S/LB80S/L81S L85S/LB85S/L86S 7800 ccm 140-170 kW (190-231 PS)	74-87	115,00 6	96,1 - - -18,1 150,1	46 X 96 T	2,385 2,385 4,747	793912-00-1 910 Cr 911 Fe 947 EX Cr	803901-00-1 RT	115,00	953901-1 A=130 L=270,5 H=8,2 C=137,3 F=0,8	813901-1 923905-1 3 x FP
①	②	③	④	⑤	⑥	⑦	⑧	⑨	⑩ ⑪	

⑦ **803901-00-1** = **SM** Kolbennummer / **SM** piston ref. / numéro de référence **SM** du piston / referencia del pistón **SM**

Kolbenspezifikation / piston specification / spécification de piston / especificación de pistón

- RT = Ringträger / ring-carrier / porte segment / con inserto
- DRT = Doppelringträger / double ring-carrier / double porte segment / con inserto doble
- KK = Kühlkanal / cooling channel / canal de refroidissement / canal de refrigeración
- HA = Hartanodisierung / hardanodized piston crown / tête endurcie par oxydation électrolytique / con cabeza anodizada
- PSK = Pendelschaftkolben / Articulated piston / Piston articulé / Pistón de vástago pendular
- AK = Aussparung Kühllölspritzdüse / recess for oil cooling nozzle / dégagement pour gicleur d'huile de refroidissement / escotadura para tobera de inyección del aceite de refrigeración

⑧ Zylinderdurchmesser / cylinder diameter / diamètre du cylindre / diámetro del cilindro

⑨ **953901-1** = **SM** Zylinder-/Büchsennummer / **SM**-ref. for cylinder/liner / numéro de référence cylindres **SM** / referencia del cilindro **SM**

Zylindermaße / measurement of cylinder-liners / mesures des cylindres / medidas de cilindros

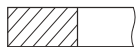
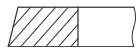
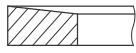
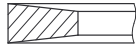
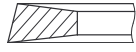
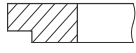







- A = Einpassdurchmesser / fitting diameter / diamètre d'ajustage / diámetro de ajuste
- L = Gesamtlänge / total length / longueur totale / longitud total
- H = Bundhöhe / collar height / hauteur collerette / altura collar
- C = Bunddurchmesser / collar diameter / diamètre collerette / diámetro collar
- F = Feuerschutzrandhöhe / fire protection rim / hauteur du cordon supérieur / altura pared de fuego
- Semi = Vorgedreht / semi finished / chemises ébauchées / diámetro interior semiacabado


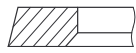
⑩ **813901-1** = **SM** Assemblieummer / **SM**-ref. for assemblies / numéro de référence ensembles **SM** / referencia de conjunto **SM**

⑪ **923905-1** = **SM** Zylinder-Dichtungssatz / **SM** Cylinder linder seal set / **SM** joints de chemise / **SM** Juego de juntas de cilindro

- EP = Caoutchouc / Caoutchouc / Caoutchouc / Caucho
- FP = Viton / Viton / Viton / Vitón
- T = Tombak / Tombak / Tombak / Tumbaga
- * = Sonderwerkstoff / special material / matériau spécial / material especial

Kolbenringquerschnitte
Cross sections of piston rings
Sections des segments
Sección transversal de los segmentos

Grafik	SM ref	Bauarten	Types
	910	Rechteckring	rectangular ring
	911	Minutenring	taper-faced ring
	913	Einseitiger Trapezring	half keystone ring
	914 / 916	Doppeltrapezring	keystone ring
	917	Doppeltrapezring in Minutenausführung	taper-faced keystone ring
	930	Nasenring	napier ring
	931	Nasen-Minutenring	taper-faced napier ring
	946	Ölschlitzring	slotted oil control ring
	946 EX	Ölschlitzring mit Schlauchfeder	slotted oil control ring with loaded coil spring
	947	Dachfasenring	bevelled edge oil control ring
	947 EX	Dachfasen-Schlauchfederring	bevelled edge oil control ring with loaded coil spring
	948	Gleichfasenring	double bevelled oil control ring
	948 EX	Gleichfasen-Schlauchfederring	double bevelled oil control ring with loaded coil spring
	3PC	3teiliger Öling	steel-rail oil control ring (multi piece)

Spec.	Ringausführungen	Ring feature	
	IF	Ring mit Innenfase	Ring with internal bevel (top)
	IF U	Ring mit Innenfase unten	Ring with internal bevel (bottom)
	IW	Ring mit Innenwinkel	Ring with internal step (top)
	IW U	Ring mit Innenwinkel unten	Ring with internal step (bottom)
	AN	Ring mit Übergang zu Minutenring	Ring with grown junction to tapering

Umrechnungstabelle der Kolbenringhöhen von Zoll in Millimeter
Conversion table of piston ring height from inches to millimeter
Tableau de conversion de hauteur du segment de pouces en millimètres
Tabla de conversión altura del segmento de pulgada en milímetros

1/16 = 1,600 mm	5/64 = 1,990 mm	3/32 = 2,385 mm	1/8 = 3,160 mm
5/32 = 3,947 mm	3/16 = 4,747 mm	7/32 = 5,556 mm	1/4 = 6,335 mm

Beschichtungen und Oberflächenbehandlungen
Coatings and surface treatment
Types de revêtement et traitement de surface
Revestimiento y tratamiento de la superficie

Cr	Lauffläche verchromt / periphery chrome-plated face portante chromée / superficie de rodadura cromada
Mo	Lauffläche molybdänbeschichtet / periphery molybdenum-plated face portante revêtue avec molybdène / cara de trabajo molibdeno
Ti	Lauffläche Titan Beschichtet / periphery titan-plated face portante titan / superficie de rodadura de titanio
Nit	nitriert / nitrited Nitré / nitrado
CCL	Lauffläche Chrom Keramik beschichtet / periphery chrome-ceramic plated face portante revêtue chromée-céramique / superficie de rodadura cromo-cerámica
CDL	Lauffläche Diamant Beschichtet / periphery diamond-plated face portante diamant / superficie de rodadura de diamante
PVD	physikalische Gasphasenabscheidung / physical vapour deposition dépôt physique en phase vapeur / deposición física de vapor
All	allseitig verchromt / all sides chrome-plated toutes les surfaces chromées / toda superficie cromada
P	phosphatiert / phosphated Phosphate / fosfatado
Fe	ferrooxydiert / ferroxided ferro oxyde / oxidación ferrosa
OI	Federbett verchromt / interior of oilring chrome-plated ressort spiroïdal du racleur chromé / interior de segmento de engrase cromado
*	Sonderwerkstoff / special material matériau spécial / material especial
S	Stahl / steel Acier / acero

Inhaltsverzeichnis nach Hersteller
Table of contents in order of manufacturers
Index par noms de constructeurs
Índice por fabricante

Type	Page
Air Compressor	1-6
Alfa Romeo	6-8
Alfa Romeo Diesel	8-11
ARO Diesel	11
Audi	11-17
Audi Diesel	17-23
Avia-Daewoo Diesel	24
Bedford	24
Bedford Diesel	25
BLMC	26
BLMC Diesel	26
BMW	27-34
BMW Diesel	34-39
Caterpillar	39-40
Chery	40
Chevrolet	41-42
Chevrolet Diesel	42
Chrysler	43
Chrysler Diesel	43-44
Citroën	44-50
Citroën Diesel	50-55
Cummins	55-57
Dacia	57-58
Dacia Diesel	59
Daewoo	59-61
Daewoo Diesel	61
DAF	61-64
Daihatsu	64-65
Dong Feng	66
Deutz → KHD	118-128
FAP - Famos	66-68
Fiat	69-75
Fiat Diesel	76-90
Ford	91-94
Ford Diesel	94-99
Fordson	100-101
Gardner	101
GA3 - Wolga	101
GA3 – Wolga Diesel	102
Hatz	102-103
Hino	103-104
Honda	104-106
Honda Diesel	106
Hyundai	106-109
Hyundai Diesel	109-111
IFA	111

Type	Page
I H C	112
Isuzu	113
Isuzu Diesel	113-115
Iveco → Fiat Diesel	76-90
Jaguar Diesel	115-116
John Deere	116-117
Kamaz	118
KHD	118-128
KIA	128-129
KIA Diesel	130-131
Komatsu	131-132
Lada	132-134
Lada Diesel	134
Lamborghini Diesel	135
Lancia	135-136
Lancia Diesel	136
Land Rover	137
Land Rover Diesel	137
Leyland	138
Lister	138
Lombardini	138-140
Mack	140-141
MAN	141-149
Mazda	149-152
Mazda Diesel	153
Mercedes-Benz	154-158
Mercedes-Benz Diesel	158-183
Mini	184
Mini Diesel	184
Minsker (MTS)	184
Mitsubishi	184-187
Mitsubishi Diesel	187-191
Moskvich	191
M.W.M.	191-193
New Holland	193-194
Nissan	194-197
Nissan Diesel	197-199
Opel	199-208
Opel Diesel	208-215
Pegaso	216
Perkins	216-219
Perodua	220
Petter	220
Peugeot	220-226
Peugeot Diesel	227-233

Type	Page
Porsche	234
Proton	234
Raba	235
Renault	235-241
Renault Diesel	242-249
Renault Truck → RVI	251-259
Rover	249-250
Rover Diesel	250-251
Ruggerini	251
RVI	251-259
Saab	259-260
Saab Diesel	260
Same	261-262
Scania	263-267
Seat	267-272
Seat Diesel	273-276
Skoda	276-279
Skoda Diesel	279-282
Slanzi	282
Smart	283-284
Smart Diesel	284
Ssang Yong	284
Ssang Yong Diesel	284-285
Steyr	285-287
Subaru	287-288
Suzuki	288-290
Suzuki Diesel	290-291
Talbot	291-292
Talbot Diesel	292-293
Tatra	293
Toyota	293-297
Toyota Diesel	297-299
Ursus	299
UTB	299
Vauxhall	300-305
Vauxhall Diesel	306-311
VM	312-313
Volkswagen	313-322
Volkswagen Diesel	323-332
Volvo	333-335
Volvo Diesel	336-346
Yanmar	347
Weichai	347
Zetor	347-348

Wichtiger Hinweis Important notice Note importante Nota importante

SM und das SM Logo sind eingetragene Warenzeichen von SM Motorenteile GmbH / Asperg / Deutschland.

Alle in diesem Katalog aufgeführten Angaben wurden mit größter Sorgfalt zusammengestellt und kontrolliert. Wir haften nicht für die Folgen etwaiger Irrtümer, daraus entstehenden Folgeschäden und behalten uns technische Änderungen jederzeit vor.

Die im Katalog aufgeführten Original- und Vergleichsnummern dienen lediglich zu Vergleichszwecken und sagen über die Beschaffenheit, techn. Spezifikation etc. nichts aus.

Die im Katalog aufgeführten Teile werden nach unseren Verpackungseinheiten ausgeliefert. Die jeweiligen Verpackungseinheiten entnehmen Sie bitte aus unserer aktuellen Preisliste.

Aufträge werden grundsätzlich nur auf der Grundlage unserer „Allgemeinen Geschäftsbedingungen“ angenommen.

SM and the SM logo are registered trademarks of SM Motorenteile GmbH / Asperg / Germany.

All items listed in this catalogue have been checked very carefully. Nevertheless, we are not liable for any mistake or for consequential damages and reserve us the right to make technical changes at any time.

The original part references and cross references listed in this catalogue are only for identification and don't say anything about the nature, the technical specifications etc.

The items listed in this catalogue will be delivered in our packing units. These you will find in our current price list.

As a general rule, orders are only accepted according to our common delivery terms.

SM et son logo sont des marques déposées de la société SM Motorenteile GmbH / Asperg / Allemagne.

Toutes les informations de ce catalogue ont été établies et contrôlées avec les plus grands soins. Nous ne nous portons pas garants des conséquences d'éventuelles erreurs et des dommages consécutifs et nous nous réservons le droit d'éventuelles modifications techniques à tout moment.

Les numéros de référence originaux et de comparaison indiqués dans ce catalogue ne servent que d'équivalence et ne révèlent rien sur les caractéristiques et spécifications techniques etc.

Les pièces de notre catalogue seront livrées selon nos unités de conditionnement mentionnées dans le tarif en vigueur.

Les commandes seront enregistrées impérativement selon nos conditions générales de vente.

SM y el logotipo de SM son marcas comerciales registradas de SM Motorenteile GmbH / Asperg / Alemania.

Toda la información depositada en este catálogo ha sido revisada con el mayor cuidado y control posible. Sin embargo, no nos hacemos responsables de cualquier error ni de daños consecuentes y nos reservamos el derecho de modificaciones técnicas a todo momento.

Las referencias originales y comparativas que figuran en este catálogo solo sirven para propósitos de comparación y/o identificación, no revelan nada sobre las características o especificaciones técnicas etc.

Las piezas que figuran en el catálogo son suministradas en nuestras unidades de embalaje, cuya referencia se encuentra en nuestra lista de precios.

En principio, los pedidos se registran solo de acuerdo con nuestras condiciones generales de venta.

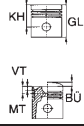


MODEL / ENGINE

YEAR



Dia.
CYL



KH GL
VT BU
MT



Ø x L



SM-REF



SM-REF.



Piston
Dia.



SM-REF.



SM-REF.

**AIR
COMPRESSOR**

Westinghouse
187 P 4 / 79 P 4 / 86 P 4

60,00
1

2,50
2,50
4,00

795406-00-1
930 IF P
930 IF P
948 P

60,00

Bosch
SVKB 38 G 2 Z

60,00
1

2,50
2,50
2,50
4,00

795407-00-1
930 IF P
930 IF P
930 IF P
948 P

60,00

Westinghouse
TD 121

63,50
2

2,38
2,38
2,38
2,38
2,38

795408-00-2
911 IF P
911 IF P
911 IF P
911 IF P
947 P

63,50

Westinghouse
TU-FLO 500

63,50
2

2,38
2,38
3,16
2,38
3,16

795409-00-2
911 IF P
911 IF P
910 IF P
911 IF P
948 P

63,50

Marelli

65,00
1

2,00
2,00
4,00

795432-00-1
911 P
931 P
948 P

65,00

Zetor

65,00
1

2,50
2,50
4,00

795819-00-1
911 P
931 P
948 P

65,00

795819-50-1

65,50

Zetor

65,00
1

2,50
2,50
2,50
4,00

795820-00-1
911 P
931 P
931 P
948 P

65,00

795820-50-1

65,50

795820-10-1

66,00

**Marelli
Fiat**
619 / 673 / 684
690 / 691 / 697

70,00
1

2,00
2,00
4,00

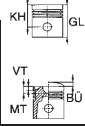
795411-00-1
911 P
931 P
946 EX

70,00



MODEL / ENGINE

YEAR

Dia.
CYLKH
GL
VT
MT

Ø x L



SM-REF.



SM-REF.



SM-REF.

Piston
Dia.

SM-REF.



SM-REF.

**AIR
COMPRESSOR****Westinghouse****Scania**

15 W 37

WB 15

WB 31

75,00

2

32,15

-

15,87

x

60,3

2,38

2,38

3,94

795414-00-2

911 P

931 P

948 EX P

795414-50-2**805401-00-1**

75,00

-

-

Bosch

Luftpresser

75,00

1

31

-

18

x

63

2,00

2,00

4,00

795413-00-1

911 P

931 P

948 P

795413-50-1**805402-00-1**

75,00

-

-

805402-50-1

75,50

-

-

Mercedes Benz

OM 366

Air compressor

75,00

1

31

-

18

x

63

2,50

2,50

2,50

4,00

795404-00-1

931 P

931 P

931 P

948 P

805403-00-1

75,00

-

-

Knorr**Westinghouse**

V30 / 200 / V54 / 180

LP29 / 49 / VV130 / 200

P29 / 30 / 36-38 / 40 / 43 / 46

P49 / 50 / 52-54 / 67

P129 / 136 / 137 / 236 / 237

75,00

1

3,00

3,00

3,00

5,00

795401-00-1

911 P

930 P

930 P

948 P

-

75,00

-

-

Westinghouse

LP29 / 49 / VV130 / 200

P29 / 30 / 36-38 / 40 / 43 / 46

P49 / 50 / 52 / 53 / 54 / 67

P129 / 136 / 137 / 236 / 237

75,00

1

35

-

15

x

46

3,00

3,00

5,00

795405-00-1

930 P

930 P

948 P

805405-00-1

75,00

-

-

Mercedes-Benz

Compressor

OM 312 / 321 / 352

OM 352A / 353

77,00

1

2,50

2,50

3,00

4,00

791001-00-1

910 IF P

910 IF P

930 P

947 EX P

-

77,00

-

-

RVI

Compressor

78,00

1

2,50

2,50

2,50

4,00

790424-00-1

931

931

931

947

-

78,00

-

-

790424-50-1

-

78,50

-

-

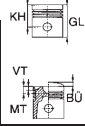


MODEL / ENGINE

YEAR



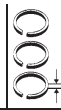
Dia.
CYL



VT
MT



Ø x L



SM-REF.



SM-REF.



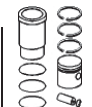
SM-REF.



Piston
Dia.



SM-REF.



SM-REF.

AIR COMPRESSOR

Knorr

Air Compressor
Knorr MIDR 0620.45
Eng. LP 4845

78,00
1

2,50
2,50
4,00

795430-00-1
931
931
947

NEW
795430-50-1

-

78,00

-

-

**Marelli
Fiat**

AC 67 A

80,00
2

28,5
-
-
63

14
x
72

2,00
2,00
4,00

795417-00-1
931 P
931 P
3PC Cr P

795417-50-1

805417-00-1

RT

80,00

-

-

80,50

-

-

Knorr

Iveco ACX 82

82,00
2

2,50
2,50
4,00

795431-00-1
931 P
931 P
948 EX P

-

82,00

-

-

1,50
1,50
3,00

795436-00-1
931 P
931 P
948 EX P

-

82,00

-

-

**Westinghouse
DAF**

825 / 1160

85,00
2

2,00
2,00
4,00

795418-00-2
930 P
930 P
948 P

NEW
795418-50-2

-

85,00

-

-

85,50

-

-

**Westinghouse
Mercedes-Benz**

OM 904 / 906

DAF

825 / 1160

85,00
2

33,25
-
-
59,2
-
-

19,05
x
60

2,00
2,00
4,00

795440-00-2
931 P
931 P
948 EX P

NEW
795440-50-2

NEW
801018-00-1

85,00

-

-

NEW
801018-50-1

85,50

-

-

RVI

Compressor

85,00
1

2,50
2,50
2,50
4,00

790415-00-1
911 P
911 P
911 P
948 P

-

85,00

-

-

RVI

Compressor

85,00
1

2,50
2,50
4,00
4,00



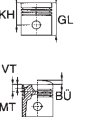





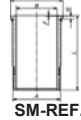

790414-00-1
911 P
911 P
948 P
948 P

-

85,00

-

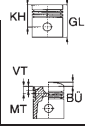
-

 MODEL / ENGINE	YEAR	 Dia. CYL	 VT MT	 Ø x L		 SM-REF	 SM-REF.	 Piston Dia.	 SM-REF.	 SM-REF.
AIR COMPRESSOR Westinghouse Fiat 306 / 682 / 690		85,00 1			2,50 2,50 2,50 4,00 4,00	795426-00-1 911 P 930 P 930 P 948 EX P 946	-	85,00	-	-
Knorr		86,00 1			2,00 2,00 3,00	795433-00-1 931 P 931 P 947 EX Nit 795433-50-1	-	86,00	-	-
Knorr LP 3916 / 1828 / 1836 LP 1841 / 1865 / 66 Mercedes-Benz OM 355.960 / 962 / 63 / 64 300 ccm		88,00 1			2,00 2,00 2,50 5,00	795419-00-1 930 IF P 930 IF P 930 P 948 EX P	-	88,00	-	-
Knorr LK3904 Mercedes-Benz OM 355 / 360 / 366 OM 366 A / LA MAN D 08		88,00 1	31,5 - - 65,5	18 x 63	2,50 2,50 4,00	795420-00-1 930 P 930 P 947 EX P	805420-00-1	88,00	-	-
Daewoo Novus Compressor		90,00 1			2,50 2,50 4,00 4,00	795441-00-1 931 P 931 P 948 EX P 948 EX P	-	90,00	-	-
Iveco K.H.D. Compressor		90,00 1			2,50 2,50 5,00	795421-00-1 911 P 930 P 948 P	-	90,00	-	-
Westinghouse Knorr Mercedes-Benz Eng. OM 401 / 02 / 03 / 04 / 07 Eng. OM 409 / 21 / 22 MAN Eng. D 2530 / 2538 / 2555 Eng. D 2556 / 2566 / 2840 Eng. D 2865 / 2866 / 2876		90,00 1	35 - - 57,5 - -	20 x 60	2,50 2,50 2,50 4,00	791042-00-1 911 P 930 P 930 P 948 EX P 791042-50-1 791042-10-1	801038-00-1 - - -	90,00	-	-



MODEL / ENGINE

YEAR

Dia.
CYLVT
MT

Ø x L



SM-REF



SM-REF



SM-REF.

Piston
Dia.

SM-REF.



SM-REF.

**AIR
COMPRESSOR****Westinghouse****Knorr****Mercedes-Benz**

Eng. OM 401 / 02 / 03 / 04 / 07

Eng. OM 409 / 21 / 22

MAN

Eng. D 2530 / 2538 / 2555

Eng. D 2556 / 2566 / 2840

Eng. D 2865 / 2866 / 2876

90,00

1

35

20

2,50
911 *2,50
9302,50
9304,00
948**791047-00-1**

-

90,00

-

-

791047-50-1

-

90,50

-

-

791047-10-1

-

91,00

-

-

Westinghouse**Knorr**

Water-cooled compressor

MAN

Eng. D 2530 / 2538 / 2555

Eng. D 2556 / 2566 / 2840

Eng. D 2865 / 2866 / 2876

Mercedes-Benz

Eng. OM 401 / 02 / 03 / 04 / 07

Eng. OM 409 / 21 / 22

75-

90,00

1

35

20

2,50
911 P2,50
930 P4,00
948 EX P**795403-00-1****801037-00-1**

90,00

951037-1**811037-1**

A=95

L=104

H=94

795403-50-1

-

90,50

-

-

795403-10-1

-

91,00

-

-

Westinghouse**Knorr**

Air-cooled compressor

MAN

Eng. D 2530 / 2538 / 2555

Eng. D 2556 / 2566 / 2840

Eng. D 2865 / 2866 / 2876

Mercedes-Benz

Eng. OM 401 / 02 / 03 / 04 / 07

Eng. OM 409 / 21 / 22

75-

90,00

1

35

20

2,50
911 P2,50
930 P4,00
948 EX P**795403-00-1****801037-00-1**

90,00

951038-1**811038-1**

A=95

L=104

H=94

795403-50-1

-

90,50

-

-

795403-10-1

-

91,00

-

-

MAN

Eng. D 2066 (TGA 390 / 400 / 430)

Ford

Eng. NHDD

92,00

1

2,50
911 IF U P*2,50
931 P4,00
948 EX P**795424-00-1**

NEW

-

92,00

-

-

Mercedes-Benz

Eng. OM 314 / 352 / 352A

Eng. OM 362 / 364 / 366 / 353

94,00

1

27

16

2,50
931 P2,50
931 P2,50
931 P**791043-00-1****801010-00-1**

94,00

-

-

791043-10-1

-

95,00

-

-

RVI

Compressor

100,00

1

2,50
911 P2,50
911 P2,50
911 P5,00
947 EX P**790416-00-1**

-

100,00

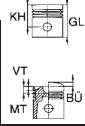
-

-



MODEL / ENGINE

YEAR

Dia.
CYLVT
MT

Ø x L



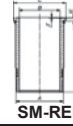
SM-REF.



SM-REF.



SM-REF.

Piston
Dia.

SM-REF.



SM-REF.

AIR COMPRESSOR**Westinghouse
Knorr
MAN**

Eng. D 2840

Mercedes-Benz

Eng. OM 501 / 502 / 541 / 542 LA

96-

100,00
1

30,4

20

x

2,50

2,50

4,00

795428-00-1

931 P

931 P

947 EX Cr

801039-00-1

100,00

951036-1

A=106

L=101

H=89

811039-1**Mercedes-Benz
MAN**

Eng. D 2840 LF 20

Eng. OM 402

Eng. OM 501 / 02 / 541 / 542

100,00
1

30,4

50

x

2,50

2,50

3,00

795429-00-1

931 P

931 P

947 Ex Nit S

801043-00-1

NEW

100,00

951090-1

A=115

L=102

C=130

811090-1

NEW

951091-1

A=106

L=90,8

H=83,80

C=130

NEW

811091-1**RVI**

Compressor

100,00
1

2,50

2,50

2,50

5,00

790427-00-1

911 P

931 P

931 P

948

-

100,00

-

-

Irmer Elze

Compressor

115,00
1

3,00

3,00

6,00

6,00

795480-00-1

910 IF P

911 P

947 Cr P

946 P

-

115,00

-

-

ALFA ROMEO**Giulietta 1.4 BiFuel****Giulietta 1.4 TB****Mito 1.4 / Turbo****Mito 1.4 Bifuel****Mito 1.4 TB**

Eng. 198 A1.000 / A4.000

Eng. 198 A7.000

Eng. 199 A8.000

Eng. 940 A2.000 Euro 5

Eng. 940 A6.000 Euro 5

Eng. 955 A7.000

Eng. 955 A8.000 Euro 5

1368 ccm

85-125 kW (120-170 PS)

11-

10-

08-

11-

08-

72,00
4

26

17,98

1,20

1,20

2,00

792013-00-4

910 CCL *

931 P

947 EX Cr *

-

72,00

-

-

Mito 1.4

Eng. 350 A1.000

1368 ccm

57 kW (78 PS)

11-

72,00
4

26

17,98

x

1,00

1,20

2,00

792095-00-4

910 IF Nit S

931 P

3PC Nit P

792095-40-4

NEW

802035-00-1

72,00

-

-

NEW

802035-40-1

72,40

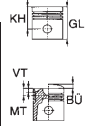
-

-



MODEL / ENGINE

YEAR

Dia.
CYLVT
MT

Ø x L



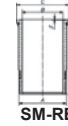
SM-REF



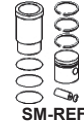
SM-REF



SM-REF.

Piston
Dia.

SM-REF.



SM-REF.

ALFA ROMEO**145 / 146 / 147 / 156**Eng. 116 747
1370 ccm
76 kW (103 PS)

82,00

4

1,20
1,20
2,00**790123-00-4**910 Nit S
911 P
3PC Cr

-

82,00

-

-

97-

147 1.6 16V T.Spark**156 1.6 16V T.Spark**Eng. AR 32103 / 32104
Eng. AR 37203
1598 ccm
76-88 kW (103-120 PS)

96-

145 1.8 i.e. / 146 1.8 i.e.**155 1.8 16V T.Spark****156 1.8 16V T.Spark**Eng. AR 32201 / 32205
Eng. AR 38401 / 57106
1747 ccm
103-106 kW (140-144 PS)**GTV 2.0 16V****Spider 2.0i 16V****145 2.0i 16V T.S.****145, 146 2.0i 16V****155 2.0i 16V T.S.****156 2.0 16V, Twin Spark**Eng. M 647CA/DA/HA/LA.19.T
1970 ccm
110-121 kW (150-165 PS)

98-

98-

-95

98

95-

-97

83,00

4

1,20
1,50
3,00**790118-00-4**910 IF Nit S
931 P
3PC Cr

-

83,00

-

-

02-

147 / 156 / 166 2.0 16V**GT 2.0 JTS/ Spider 2.0**Eng. 932.A2.000 / 937.A1.000
Eng. AR 32310 / 36301
Eng. AR 36310
1970 ccm
119-122 kW (162-166 PS)

83,00

4

1,20
1,20
2,00**790122-00-4**910 IF Nit S
931 P
3PC Cr

-

83,00

-

-

72-85

Alfetta 2000 /GTV 2000**1.8 GTI (USA)**Eng. A 195.17 / 116.33
1962 ccm
82,5/85,5 kW (112/116 PS)

84,00

4

1,50
1,75
4,50**790108-00-4**910 IF Nit S
931 P
947 EX

-

84,00

-

-

-71

Alfetta 2000 / Spider

96,5 kW (131 PS)

-76

Alfetta / GTV 2000

90 kW (122 PS)

-86

33, Sprint**Alfasud Sprint Veloce**Eng. 301.28
1490 ccm
62,5-77 kW (85-105 PS)

84,00

4

1,50
1,75
4,00**790109-00-4**910 IF Nit S
930 P
3PC Cr

-

84,00

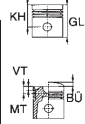
-

-

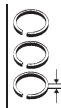


MODEL / ENGINE

YEAR

Dia.
CYLVT
MT

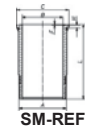
Ø x L



SM-REF



SM-REF.

Piston
Dia.

SM-REF.



SM-REF.

ALFA ROMEO**155 2.0 Turbo 16V**Eng. AR 672.03
1995 ccm
110 kW (150 PS)

-95

84,00
41,50
1,50
3,00**790121-00-4**
910 IF Nit S
931 P
3PC Cr

-

84,00

-

164 2.0i TurboEng. AR 06476
1995 ccm
126-129 kW (171-175 PS)

88-92

84,00
41,50
2,00
3,94**792024-00-4**
910 IF Cr *
931 Fe
948 EX P

-

84,00

-

-

33 1.7 / i.e.**33 1.7 QV / 33 Sportwag. 1.7****Alfasud Sprint 1.7 / i.e.****33 1.7 i.e. / 4 x 4****33 Sportwagon 1.7 i.e. / 4x4****33 1.7 16V****33 1.7 16V 4x4****33 Sportwagon 1.7 16V /4x4****33 1.7 16V 4x4****145 1.7 i.e. 16V****146 1.7 i.e. 16V**Eng. AR 30550 / 30558 / 30736
Eng. AR 30737 / AR 30737 A
Eng. AR 30746 / 30747 / 33401
1717 ccm
77-98 kW (105-133 PS)

86-89

88-89

87-89

88-89

90-94

90-92

90-94

90-94

90-94

94-96

94-96

87,00
41,50
1,75
3,00^{*NEW*}
790105-00-4
910 IW Cr *
931 P
3PC Cr

-

87,00

-

-

156 2.5i 24VEng. AR 32401 / 32402
Eng. AR 34204 / 32405**166 2.5i 24V**Eng. AR 36201
2492 ccm
140 kW (190 PS)

97-01

88,00
V61,50
1,75
4,00**790112-00-6**
910 IF Cr
930 IF P
3PC Cr

-

88,00

-

-

**ALFA ROMEO
DIESEL****Eng. 188 A9.000****Eng. M 733 AT.12Z**Mito 1.3 JTDM 16V
1247 ccm
51-55 kW (70-75 PS)**69,60**
440,43
-
-
-12,4
63,43
-
MØ=3723
x
562,00
1,50
2,00**792096-00-4**
910 Cr *
911 P
947 EX Nit S**802021-00-1**
RT

69,60

-

-

792096-40-4**802021-40-1**

70,00

-

-

Eng. 199 B1.000Mito 1.3 JTDM
1248 ccm
70 kW (95 PS)

09-

69,60
41,50
1,50
2,00^{*NEW*}
792071-00-4
910 CCL *
911 P
947 EX Nit S

-

69,60

-

-

Eng. 198 A2.000**Eng. 955 A3.000**Mito 1.6 JTDM
1598 ccm
88 kW (120 PS)

08-

79,50
42,00
1,75
2,00**792082-00-4**
910 CCL *
931 P
947 EX Cr *

-

79,50

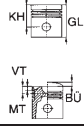
-

-



MODEL / ENGINE

YEAR

Dia.
CYLVT
MT

Ø x L



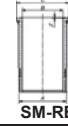
SM-REF



SM-REF



SM-REF.

Piston
Dia.

SM-REF.



SM-REF.

**ALFA ROMEO
DIESEL****Eng. 940 A3.000**Giulietta 1.6 JTDM 16V
1598 ccm
77 kW (105 PS)

10-

79,50
41,50
1,50
2,00
792087-00-4
910 CCL *
931 P
947 EX Cr *

-

79,50

-

-

Eng. 937 A2.000 Euro 3
Eng. AR 37101 Euro 3147 1.9 JTD
156 1.9 JTD
156 Sportwagon 1.9 JTD
1910 ccm
73-103 kW (100-140 PS)01-
01-05
01-06**82,00**
42,50
2,00
2,00
792094-00-4
910 Cr S
931 P
947 EX Nit S

-

82,00

-

-

Eng. 841 C.000 Euro 3
Eng. AR 36202 Euro 3
Eng. 839 A6.000 Euro 3156 2.4 JTD
156 Sportwagon 2.4 JTD
166 2.4 JTD
2387 ccm
100-110 kW (136-150 PS)02-05
02-06
02-**82,00**
52,00
2,00
2,00
792098-00-4
910 Cr *
931 P
947 EX Nit S

-

82,00

-

-

Eng. 192 B1.000
Eng. 192 A5.000
Eng. 937 A4.000
Eng. 937 A5.000
Eng. 939 A2.000147 1.9 JTD
147 1.9 JTDM
156 1.9 JTD
156 1.9 JTD 16V
GT II 1.9 JTD
1910 ccm
93-110 kW (126-150 PS)02-04
05-11
02-06
02-06
03-10**82,00**
42,00
2,00
2,00
792098-40-4
NEW

-

82,00

-

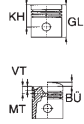
-

Eng. 939 A3.000
Eng. 841 G.000
Eng. 841 H.000
Eng. 841 N.000
Eng. 841 M.000
Eng. AR 36202159 2.4 JTDM
166 2.4 JTD
Brera 2.4 JTDM
Spider IV 2.4 JTDM
2387 ccm
103-154 kW (140-209 PS)05-11
00-07
06-10
07-10**82,00**
5



MODEL / ENGINE

YEAR

Dia.
CYL

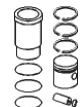
SM-REF



SM-REF.

Piston
Dia.

SM-REF.



SM-REF.

**ALFA ROMEO
DIESEL****Eng. 937 A2.000****Eng. 937 A7.000****Eng. 939 A1.000****Eng. AR 37101**

147 1.9 JTD

156 1.9 JTD

156 2.4 JTD

159 1.9 JTDM

166 2.4 JTD

1910 ccm

81-88 kW (110-120 PS)

03-10

00-05

00-06

05-11

02-03

82,00

4

46,5

-

-0,5

-17,5

72,5

-

MØ=37,5

-

26

x

61

2,00

2,00

2,00

792098-00-4

910 Cr *

931 P

947 EX Nit S

NEW

792098-40-4**802023-00-1**

RT

RT

RT

RT

RT

RT

RT

RT

RT

RT

RT

RT

RT

RT

RT

RT

RT

RT

RT

RT

RT

RT

RT

RT

RT

RT

RT

RT

RT

RT

RT

RT

RT

RT

RT

RT

RT

RT

RT

RT

RT

RT

RT

RT

RT

RT

RT

RT

RT

RT

RT

RT

RT

RT

RT

RT

RT

RT

RT

RT

RT

Eng. 839 A6.000**Eng. 841 C000**

156 2.4 JTD

166 2.4 JTD

2387 ccm

103-110 kW (140-150 PS)

00-07

02-07

82,00

5

Eng. 198 A5.000**Eng. 844 A2.000****Eng. 939 B3./4./5.000****Eng. 940 A4.000****Eng. 940 A5.000 Euro 5****Eng. 940 A7.000 Euro 5****Eng. A8.000 Euro 5**

159 2.0 JTDM

Brera 2.0 JTDM

Spider 2.0 JTDM

Giulietta 2.0 JTDM

1956 ccm

100-125 kW (136-170 PS)

09-11

08-

09-

10-

83,00

4

1,50

1,50

2,00

793509-00-4

910 CCL P *

931 P

947 EX Cr *

793509-40-4

-

-

-

-

-

-

-

-

-

-

-

-

-

-

-

-

-

-

-

-

-

-

-

-

-

-

-

-

-

-

-

-

-

-

-

-

-

-

-

-

-

-

Eng. HRT 392

33

1779 ccm

54,5 kW (74 PS)

84-

92,00

3

2,50

2,00

4,00

795202-00-4

914 Cr *

931

947 EX Cr

-

-

-

-

-

-

-

-

-

-

-

-

-

-

-

-

-

-

-

-

-

-

-

-

-

-

-

-

-

Eng. 8140.61 /200**Eng. 8144.61.200**

AR 8 Box 2.4 D / Flatbed

Chassis 2.4 D

AR 8 Furgone

AR 6 Box 2.4 D

2445 ccm

53 kW (72 PS)

-78

78-79

85-86

93,00

4

3,00

2,00

4,00

792052-00-4

910 Cr P *

931 P

947 EX Cr

-

-

-

-

-

-

-

-

-

-

-

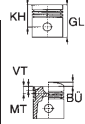
-

-



MODEL / ENGINE

YEAR

Dia.
CYL

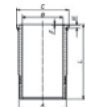
Ø x L



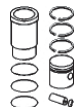
SM-REF



SM-REF.

Piston
Dia.

SM-REF.



SM-REF.

**ALFA ROMEO
DIESEL****Eng. 8140.21**40 AR 8T
2445 ccm
68 kW (92 PS)

86-88

93,00
43,00
2,00
3,00**792001-00-4**
914 Cr *
911 P
947 EX Cr

-

93,00

-

-

792001-40-4

-

93,40

-

-

Eng. 8144.67.250010 AR 6 / 14 AR 6
2499 ccm
55 kW (75 PS)**93,00**
43,00
2,00
3,00**792002-00-4**
910 Cr P *
931 P
947 EX Cr

-

93,00

-

-

792002-40-4

-

93,40

-

-

ARO DIESEL**Eng. XDP 4-90****Eng. XDP90**Aro 24
2112 ccm
42-48 kW (57-65 PS)**90,00**
42,00
2,00
2,00
4,50**793708-00-2**
910 Cr P *
911 P
930 P
947 EX Cr P

-

90,00

-

-

Eng. XD3 P240 - 244 2.5D
2498 ccm
52-55 kW (71-75 PS)**94,00**
42,00
2,00
4,00**793714-00-4**
910 Cr *
931
947 EX Cr

-

94,00

-

-

793714-40-4

-

94,40

-

-

AUDI**50**Eng. HB / HD
1093 ccm
34/38 kW (50/52 PS)

75-83

69,50
41,75
2,00
4,00**795034-00-4**
910 IF Cr *
931 P
946 EX P

-

69,50

-

-

795034-50-4

-

70,00

-

-

A1 1.2 TFSI**A3 1.2 TSI**Eng. CBZA / CBZB
1197 ccm
63/77 kW (86/105 PS)10-
10-**71,00**
41,00
1,20
2,00**795011-00-4**
910 Nit S
931 P
3PC Nit

-

71,00

-

-

till 14.05.2012

A1 1.2 TFSI**A3 1.2 TFSI 16V**Eng. CBZA / CBZB Euro 5
1198 ccm
63/77 kW (85/105 PS)10-
10-12**71,00**
41,20
1,20
2,00**795012-00-4**
910 Nit S
911 Cr P
3PC Nit

-

71,00

-

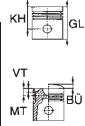
-

from 14.05.2012



MODEL / ENGINE

YEAR

Dia.
CYL

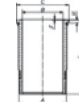
Ø x L



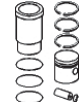
SM-REF



SM-REF.

Piston
Dia.

SM-REF.



SM-REF.

AUDI

50 / 80

Eng. FZ / HH
1272 ccm
44 kW (60 PS)

77-83

75,00
41,75
2,00
4,00795002-00-4
910 IF Cr S
931 P
3PC Cr

-

75,00

-

-

795002-50-4

-

75,50

-

-

795002-10-4

-

76,00

-

-

80

Eng. EP
1297 ccm
44 kW (60 PS)

78-86

75,00
41,50
1,75
3,00795040-00-4
910 IF Cr P
931 P
3PC Cr

-

75,00

-

-

A2 1.4 ltr.

Eng. AUA / BBY
1390 ccm
55 kW (75 PS)

00-02

76,51
428,92
-
-2,2/-2,7
-2
58,5
-
MØ=62
-

17

x

52

1,20
1,50
2,50795077-00-4
910 Nit IF S
931 P
3PC Cr*NEW*
805033-00-1

76,51

-

-

795077-50-4

NEW
805033-50-1

77,01

-

-

A1 1.4 TFSI

Eng. CAVG / CTHG / CTJA
1390 ccm
136 kW (185 PS)11-
10-1476,51
428,97
-
-4,21/-1,45
-
49,97
-
-
-

19

x

54

1,20
1,50
2,00795003-00-4
910 IF Nit S
931 P
3PC Cr*NEW*
805055-00-1

RT

76,51

-

-

795003-50-4

NEW

A3 1.4 TFSI 16V

Eng. CAXC / CMSA / CAXA
1390 ccm
90-92 kW (122-125 PS)

07-12

76,51
428,7
-
-7,35
49,7
-
-
-

17

x

46

1,20
1,20
2,00795096-00-4
910 IF Nit S
931 P
3PC Cr P*NEW*
805037-00-1

76,51

-

-

795096-50-4

NEW
805037-50-1

77,01

-

-

80 / Quattro

Coupé

90

100

Eng. DZ / NE
1781 ccm
64,5-82 kW (88-112 PS)

85-90

81,01
432,2
1,3
-
-4,4
62,5

20

x

57

1,50
1,75
3,00795036-00-4
910 IF Cr S
931 P
947 EX Cr*NEW*
805080-00-1

81,01

-

-

795036-50-4

NEW
805080-50-1

81,51

-

-

795036-10-4

-

82,01

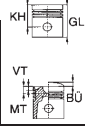
-

-



MODEL / ENGINE

YEAR

Dia.
CYLVT
MT

Ø x L



SM-REF



SM-REF.

Piston
Dia.

SM-REF.



SM-REF.

AUDI

A6

Eng. AGA / ALF
2393 ccm
121 kW (165 PS)

97-

81,00
V61,50
1,50
2,00

795076-00-2

910 IF Cr S
931 P
3PC Nit

-

81,00

-

-

795076-50-2

-

81,50

-

-

80 / Quattro
Coupé / 100
100 QuattroA4
Eng. SF / RU / PM / JN / MG
Eng. BEX
1781 ccm
55-140 kW (75-190 PS)83-91
85-87
84-88
02-0481,01
4
32,2
1,3
-
-8,1
62,5
MØ=57
MV=3,020
x
571,50
1,75
3,00

795037-00-4

910 IF Cr S
931 P
3PC Cr

805081-00-1

81,01

-

-

795037-50-4

805081-50-1

81,51

-

-

Coupé / Quattro
90 / Quattro
100 / Quattro
200Eng. KU / KV
2226 ccm
100/101 kW (136/137 PS)81-91
84-91
81-90
84-8581,01
5
32,2
1,1
-
-4,6
62,320
x
571,50
1,75
3,00

795038-00-5

910 IF Cr S
931 P
947 EX Cr

805084-00-1

81,01

-

-

795039-00-5

1,50
1,75
3,00

-

81,00

-

-

V8

Eng. 824 S / PT
3562 ccm
184 kW (250 PS)88-93
4

81,00

1,75
2,00
3,00

795049-00-1

910 IF Cr *
931 P
3PC Cr

-

81,00

-

-

795049-50-1

-

81,50

-

-

80

Eng. ABM / JU
1595 ccm
52-55 kW (71-75 PS)92-94
481,01
35,6
-
-2,3
66,8
MV=3,0020
x
571,50
1,75
3,00

795037-00-4

910 IF Cr S
931 P
3PC Cr

805082-00-1

81,01

-

-

795037-50-4

805082-50-1

81,51

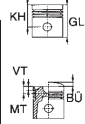
-

-

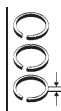


MODEL / ENGINE

YEAR

Dia.
CYLVT
MT

Ø x L



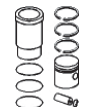
SM-REF



SM-REF.

Piston
Dia.

SM-REF.



SM-REF.

AUDI

80 / 90 / 100

Eng. ABB / PS / JS / RT / KP
1994 ccm
75-85 kW (102-115 PS)

81-93

81,01
4/51,50
1,75
3,00795036-00-4
910 IF Cr S
931 P
947 EX Cr

-

81,01

-

-

795036-50-4

-

81,51

-

-

795036-10-4

-

82,01

-

-

A3

Eng. ADP / AHL / AEH
1595 ccm
74 kW (101 PS)

96-94-

81,00
41,20
1,50
2,00795075-00-4
910 IF Nit S
931 P
3PC Nit

-

81,00

-

-

795075-50-4

-

81,50

-

-

A3 1.8i Turbo 20V

A4 1.8i Turbo 20V

A6 1.8i Turbo 20V

TT 1.8i Turbo 20V

Eng. AEB / AGU / AJL / AJQ
Eng. ANB / APP / APU / AQA
Eng. ARK / ARZ
1781 ccm
110-132 kW (150-180 PS)96-03
97-01
97-01
98-0081,01
4
32,7
-
-
-1,5
53,720
x
591,50
1,75
2,00795074-00-4
910 IF Cr S
931 P
3PC Nit

805019-00-1

AK

81,01

-

-

795074-50-4

805019-50-1

81,51

-

-

NEW
795069-00-4

-

81,00

-

-

1,50
1,75
2,00910 IF Cr S
931 P
947 Cr *

A3 1.6i

A4 1.6i

Eng. ALZ / ANA / AVU
1595 ccm
74-75 kW (101-102 PS)97-03
98-0881,00
41,00
1,20
2,00795085-00-4
910 Nit S
931 P
3PC Nit

-

81,00

-

-

100 2.6 V6

80 2.6 V6

Coupé 2.6

Cabrio 2.6 V6

A6 2.6 V6

A4 2.4 V6

Quattro

Eng. ABC / ACZ
2597 ccm
102/110 kW (139/150 PS)92-94
92-95
92-95
94-00
94-97
94-9882,51
V6
33,5
-
-
-3
54,221
x
561,50
1,75
3,00795053-00-4
910 IF Cr S
931 P
3PC Cr

-

82,51

-

-










795053-50-4

-

83,01

-

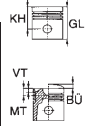
-

MODEL / ENGINE	YEAR	 Dia. CYL	 KH GL VT MT	 Ø x L		 SM-REF	 SM-REF.	 Piston Dia.	 SM-REF.	 SM-REF.	
AUDI											
100 / Coupé Coupé Quattro A6 Quattro Eng. AAR / NG / NF 2309 ccm 98 kW (133 PS)	90-94	82,51	32,2	20		795053-00-4	805085-00-1	82,51	-	-	
	90-94	5	1,1	x	1,50	910 IF Cr S					
	94-		-	57	1,75	931 P					
			-4,4		3,00	3PC Cr					
			31,9			795053-50-4	805085-50-1	83,01	-	-	
			1,1								
			-								
			-4,4								
			54								
80 / Quattro / Coupé 100 / Quattro Coupé Quattro Cabrio A4 Quattro A8 A6 / A8 Quattro Eng. AAH / AFC / AEJ 2771 ccm 120/128 kW (163/174 PS)	91-	82,51	30,8	21		795052-00-2	805087-00-1	82,51	-	-	
	90-94	V6	0,7	x	1,20	911 IF Nit S					
	91-95		-	54	1,50	911 IF P					
	92-		-4,25		2,00	3PC Nit					
94-			52,5								
94-											
94-			33,2			795052-50-2	805087-50-1	83,01	-	-	
			0,7								
			-								
			-4,25								
			52,2								
Audi 90 / 100 Quattro / Coupé Coupé Quattro Eng. 7A 2309 ccm 125 kW (170 PS)		82,50				795055-00-5	-	82,50	-	-	
		5			1,20	910 IF Nit S					
					1,75	931 P					
					3,00	947 EX Cr					
						795055-50-5	-	83,00	-	-	
A3 2.0 TFSI / quattro A3 Cabriolet 2.0 TFSI A3 Sportback 2.0 TFSI/quat. A3 2.0 TFSI quattro Q3 2.0 TFSI / quattro TT 2.0 TFSI TT 2.0 TFSI quattro TT Roadster 2.0 TFSI TT Roadster 2.0 TFSI quat. Eng. CADA / CDZA Euro 5 Eng. CAWB / CBFA / CCTA Eng. CCZA / CCZC 1984 ccm 125-155 kW (170-211 PS)	04-12	82,51	29,6	21		795057-00-2	805057-00-1	82,51	-	-	
	08-13	4	-	x	1,20	910 IF Nit S					
	04-13		-3,00/-3,00	56	1,50	911 IF P	RT				
	04-12		-6,2	T	2,00	947 EX Cr *					
	14-		50,1								
	06-10		-				795057-25-2	805057-25-1	82,76	-	-
	08-10		MØ=50								
	07-10		-				795057-50-2	805057-50-1	83,01	-	-
08-10											
A5 1.8 TFSI A5 Cabriolet 1.8 TFSI Eng. BYT / BZB / CABA / CABB Eng. CABD 1798 ccm 88-118 kW (120-160 PS)	07-17	82,51	28,97	21		795057-00-2	805060-00-1	82,51	-	-	
	11-16	4	-	x	1,20	910 IF Nit S					
			-4,21/-1,45	53	1,50	911 IF P	RT				
			-	T	2,00	947 EX Cr *					
			49,97								
			-				795057-25-2	805060-25-1	82,76	-	-
		-									
		-				795057-50-2	805060-50-1	83,01	-	-	

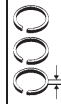


MODEL / ENGINE

YEAR

Dia.
CYLVT
MT

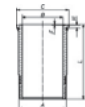
Ø x L



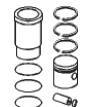
SM-REF



SM-REF.

Piston
Dia.

SM-REF.



SM-REF.

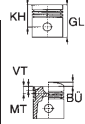
AUDI

A3 2.0 TFSI / quattro	04-12	82,51	-	23		795059-00-4	805058-00-1	82,51	-	-
A3 Cabriolet 2.0 TFSI	08-13	4	-	x	1,20	910 IF Nit S				
A3 Cabriolet 2.0 TFSI	13-		-3,70/-3,70	53	1,20	911 P	RT			
A3 Sportback 2.0 TFSI/quat.	04-13		-6,2	T	2,00	947 EX Cr *				
A4 2.0 TFSI / quattro	08-15		-	DLC						
A4 Avant 2.0 TFSI / quat.	08-15		-			795059-25-4	805058-25-1	82,76	-	-
A4 Allroad 2.0 TFSI quat.	09-16		MØ=50							
A4 2.0 TFSI Flexfuel quat.	12-15		-							
A4 Allroad 2.0 TFSI Flexfuel quat.	12-16		-			795059-50-4	805058-50-1	83,01	-	-
A5 2.0 TFSI	08-13									
A5 2.0 TFSI quattro	08-17									
A5 2.0 TFSI Flexfuel quat.	12-17									
A5 Cabriolet 2.0 TFSI	09-14									
A5 Cabriolet 2.0 TFSI quat.	09-17									
A5 Cabriolet 2.0 TFSI Flexfuel	12-17									
A5 Sportback 2.0 TFSI	09-14									
A5 Sportback 2.0 TFSI quat.	09-17									
A6 2.0 TFSI / quattro	11-13									
A6 2.0 TFSI hybrid	11-									
A8 2.0 TFSI hybrid	12-									
Q3 2.0 TFSI / quattro	14-									
Q5 2.0 TFSI quattro	08-									
Q5 2.0 TFSI Flexfuel quat.	12-13									
Q5 2.0 TFSI Flexfuel quat.	13-									
Q5 2.0 TFSI hybrid quat.	11-									
Q7 2.0 hybrid	16-									
TT 2.0 TFSI	06-10									
TT 2.0 TFSI quattro	08-10									
TT Roadster 2.0 TFSI	07-10									
TT Roadster 2.0 TFSI quat.	08-10									
Eng. CAEA / CAEB / CAED / CAWB Eng. CBFA / CCTA / CCZA / CCZC Eng. CDNB / CDNC / CESA / CETA Eng. CHJA Euro 5 / CPMA / CPMB Eng. CPSA 1984 ccm 132-162 kW (170-230 PS)										
A3 1.8 TFSI	06-12	82,51	29,8	23		795059-00-4	805059-00-1	82,51	-	-
A3 1.8 TFSI quattro	08-12		-	x	1,20	910 IF Nit S				
A3 Cabriolet 1.8 TFSI	08-13		-2,15/-2,15	51	1,20	911 P	RT			
A3 Sportback 1.8 TFSI	06-13		-	T	2,00	947 EX Cr *				
A3 Sportback 1.8 TFSI quat.	08-13		55,98	DLC						
A4 1.8 TFSI	07-12		-			795059-25-4	805059-25-1	82,76	-	-
A4 1.8 TFSI quattro	08-12		-							
A4 Avant 1.8 TFSI	07-12		-							
A5 1.8 TFSI	09-11					795059-50-4	805059-50-1	83,01	-	-
A5 Cabriolet 1.8 TFSI	09-12									
A5 Sportback 1.8 TFSI	09-11									
TT 1.8 TFSI	08-14									
TT Roadster 1.8 TFSI	08-14									
Eng. CDAA / CDHA / CDHB 1798 ccm 88-118 kW (120-160 PS)										
A3 1.8 TFSI 16V	08-12	82,50				795067-00-4	-	82,50	-	-
TT 1.8 TFSI 16V	08-	4			1,00	910 IF Nit S				
Eng. CDAA 1798 ccm 118 kW (160 PS)					1,20	931				
					1,50	947 EX Nit				



MODEL / ENGINE

YEAR

Dia.
CYL

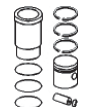
SM-REF



SM-REF.

Piston
Dia.

SM-REF.



SM-REF.

AUDI

A8 3.7 / quattro
A6 3.7 / A6 3.7 quattro
A6 Avant 3.7 / quattro
A8 3.7 / quattro
A8 3.7 quattro
 Eng. AKC / AQG / BFL
 3697 ccm
 191-206 kW (260-280 PS)

98-02 **84,50**
 99-05 V8
 99-05
 98-02
 02-06

1,20
 1,50
 3,00

NEW
795095-00-4
 910 IF Nit S
 931 P
 947 Nit S

84,50

-

-

A8 4.2 quattro
A6 S6 quattro / Avant
A6 4.2 quattro / Avant
A8 S 8 quattro
Allroad 4.2 V8 quattro
A8 3.7 quattro
 Eng. ANK / AQF / AQJ / ARS
 Eng. ASG / AUW / AUX / AVP
 Eng. AWN / BAS / BFM
 4172 ccm
 220-265 kW (299-360 PS)

98-10
 99-05
 98-05
 99-02
 02-05
 02-06

100 2.0
 Eng. WA
 1984 ccm
 85 kW (115 PS)

76-79 **86,50**
 4

2,00
 2,50
 5,00

795027-00-4
 910 Cr *
 931 P
 947 EX

86,50

-

-

AUDI DIESEL

Eng. CY / RA / SB
 80 / 90
 1588 ccm
 51/59 kW (70/80 PS)

84-91 **76,51**
 4/5

1,75
 2,00
 3,00

795060-00-2
 910 Cr *
 911 IF U Cr
 947 EX Cr

76,51

-

-

Eng. NC
 100 / 5000 (USA)
 1985 ccm
 64/75 kW (87/102 PS)

83-90 **76,51**
 5

1,75
 2,00
 3,00

795060-50-2
 910 Cr *
 911 IF U Cr
 947 EX Cr

77,01

-

-

795084-00-1
 910 Cr *
 911 IF U Cr
 947 EX Cr

76,51

-

-

795084-50-1

77,01

-

-

Eng. JK / CR
 80 / 90
 1588 ccm
 40 kW (54 PS)

80-89 **76,51**
 4

41,7
 -
 -
 -1,6
 71,7

24
 x
 64

1,75
 2,00
 3,00

795018-00-4
 910 Cr *
 911 IF U
 947 EX Cr

805010-00-1
 RT / V

76,51

-

-

Eng. CN
 100 / 5000 (USA)
 1985 ccm
 51,5 kW (70 PS)

78-89 **76,51**
 5

795018-50-4
795018-10-4

805010-50-1
805010-10-1

77,01

-

-

77,51

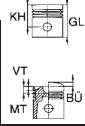
-

-



MODEL / ENGINE

YEAR

Dia.
CYLVT
MT

Ø x L



SM-REF



SM-REF



SM-REF.

Piston
Dia.

SM-REF.



SM-REF.

AUDI DIESEL**Eng. CY / RA / SB**80 / 90
1588 ccm
51/59 kW (70/80 PS)

84-91

76,51
4/541,7
-
-
-1,6
71,724
x
641,75
2,00
3,00**795018-00-4**
910 Cr *
911 IF U
947 EX Cr**805076-00-1**
RT / V

76,51

-

-

Eng. NC100 / 5000 (USA)
1985 ccm
64/75 kW (87/102 PS)

83-90

76,51
541,45
-
-
-1,6
71,7**795018-50-4**
795018-10-4**805076-50-1**
805076-10-1
RT / V

77,01

-

-

77,51

-

-

Eng. CP / DW / 1SLT 31 D / LT 33 D / LT 35 / 40 / 45 D
2387 ccm
51/55/57 kW
(70/75/78 PS)

82-

76,51
61,75
2,00
3,00**795032-00-1**
910 Cr *
911 IF U
947 EX Cr

-

76,51

-

-

Eng. DL / 1E / HSLT 28 / 31 / 35 / 40 / 45 / 50 / 55
2383 ccm
66/70 kW (90/95 PS)

12/82

795032-50-1
795032-10-1

-

77,01
77,51

-

-

Eng. AFB / AKE / AKN
Eng. AYM / BFCA4 2.5 TDI
A6 2.5 TDI / A8 2.5 TDI
A6 2.5 V6 TDI / Allroad 24V
A6 Quattro 2.5 V6 TDI
A8 2.5 V6 TDI
Passat 2.5 TDI
2496 ccm
114-132 kW (150 -179 PS)00-03
97-00
99-03
99-03
99-02
97-00**78,30**
62,50
2,00
3,00**795073-00-6**
910 IF CCL *
911 IF U P
947 EX Cr

-

78,30

-

-

Eng. AKNA4 / A6 2.5 TDI 24V
A8 2.5 TDI
2496 ccm
110 kW (150 PS)98-01
97-02**78,30**
61,75
2,00
3,00**795086-00-6**
910 Cr S
911 IF U P
947 EX Cr

-

78,30

-

-

Eng. AFN / AFG / AHH
Eng. AGR / AFN / ALH
Eng. 1Z / AHU80 1.9 TDI
A3 1.9 TDI
A4 / Cabrio 1.9 TDI
A4 / A6 1.9 TDI
1896 ccm
66 / 81 kW (90 / 110 PS)93-95
96-00
95-96
94-01**79,51**
445,8
-
-1,1
-17,65
71,826
x
66
NB1,75
2,00
3,00**795045-00-4**
910 Cr S
911 IF U
947 EX Cr**805013-00-1**
for Cyl. 1 & 2
RT / AK

79,51

-

-

795045-50-4
795045-10-4**805013-50-1**
for Cyl. 1 & 2

80,01

-

-

80,51

-

-

795045-00-4
795045-50-4**805014-00-1**
for Cyl. 3 & 4
805014-50-1
for Cyl. 3 & 4
RT / AK

79,51

-

-

80,01

-

-

80,51

-

-

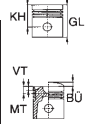


MODEL / ENGINE

YEAR



Dia.
CYL



VT
MT



Ø x L



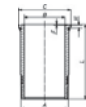
SM-REF



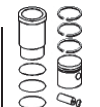
SM-REF.



Piston
Dia.



SM-REF.



SM-REF.

AUDI DIESEL

Eng. AAZ / AFN / AGR
Eng. AHU / AHV / 1Y / 1Z
80
80 TD
80 TDI
A4 / Quattro / TDI
A3 / A4 / A6 / TDI
1896 ccm
55-81 kW (64-110 PS)

79,51
4

89-91
91-
91-96
95-96
96-

1,75
2,00
3,00

795048-00-1
910 Cr S
911 IF U
947 EX Cr

-

79,51

-

-

Eng. AAS / 3D
100
2370 ccm
60 kW (82 PS)

79,51
5

89-94

795048-50-1

-

80,01

-

-

795048-10-1

-

80,51

-

-

Eng. BHC
A2 1.4 TDI
1422 ccm
55 kW (75 PS)

79,51
4

00-05

1,75
2,00
3,00

795078-00-1
910 Cr S
911 IF U Cr
947 EX

-

79,51

-

-

Eng. AVB / AVG / AXR
A3 1.9 TDI
A4 1.9 TDI
A4 1.9 TDI quattro
A4 Avant 1.9 TDI
A4 Avant 1.9 TDI quattro
A6 1.9 TDI / Avant
1896 ccm
74-81 kW (100-110 PS)

00-
95-00
96-00
96-01
96-01
01-05

Eng. AVF / AWX
A4 1.9 TDI
A4 1.9 TDI quattro
A4 Avant 1.9 TDI
A4 Avant 1.9 TDI quattro
A6 1.9 TDI / A6 Avant 1.9 TDI
1986 ccm
96 kW (131 PS)

00-04
01-04
01-04
01-04
01-05

Eng. BKC / BKE
A3 1.9 TDI
A3 Sportback 1.9 TDI
A4 1.9 TDI
A4 Avant 1.9 TDI
1896 ccm
77-85kW (105-116 PS)

03-
04-
04-
04-



MODEL / ENGINE

YEAR	Dia. CYL	KH VT MT	Ø x L		SM-REF	SM-REF.	Piston Dia.	SM-REF.	SM-REF.
------	-------------	----------------	-------	--	--------	---------	----------------	---------	---------

AUDI DIESEL

Eng. BHC / AMF

A2 1.4 TDI
1422 ccm
55 kW (75 PS)

00-05

79,51

3

45,8

-

-1,1

-17,6

69,8

-

MØ=37,90

-

26

x

63

1,75

2,00

3,00

795045-00-4

910 Cr S

911 IF U

947 EX Cr

795045-50-4

795045-10-4

805039-00-1

for Cyl. 1 & 2

RT

805039-50-1

for Cyl. 1 & 2

-

79,51

-

-

80,01

-

-

80,51

-

-

795045-00-4

910 Cr S

911 IF U

947 EX Cr

795045-50-4

795045-10-4

805040-00-1

for Cyl. 3

805040-50-1

for Cyl. 3

-

79,51

-

-

80,01

-

-

80,51

-

-

Eng. 1T / AAT / ABP / AEL

100 2.5 TD
100 2.5 TDI
A6 2.5 TDI
2461 ccm
85-103 kW (115-140 PS)

90

91-94

94-00

81,00

5

2,50

2,00

3,00

NEW

795009-00-5

910 IW CCL *

911 IF U

947 EX CR

NEW

795009-50-5

-

-

81,00

-

-

81,50

-

-

Eng. AZV / BLB / BMM
Eng. BKD / BMN / BNA
Eng. BPW / BRD / BRE
Eng. BRF / BVA / BVG
Eng. CAGA / CAGB
Eng. CAGC / CAHA / CAHB
Eng. CBAA / CBAB / CBBB
Eng. CFFA / CFFB / CFGC
Eng. CFGB / CFGD / CFHB
Eng. CFHD / CGLC / CGLD
Eng. CGLE / CJCA / CJCB
Eng. CJCC / CJCD / CLJA
Eng. CLLB / CMEA / CMFA
Eng. CMFB / CMGB / CSUA

12-

03-13

04-

08-

05-11

11-

09-

08-

81,00

4

1,75

2,00

3,00

NEW

795019-00-4

910 CDL *

911 IF U Cr

947 EX Cr

-

81,00

-

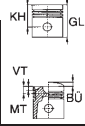
-

A1 2.0 TDI
A3 II 2.0 TDI
A4 2.0 TDI
A5 2.0 TDI
A6 2.0 TDI
Q3 2.0 TDI
Q5 2.0 TDI
TT 2.0 TDI
1968 ccm
89-125 kW (121-170 PS)



MODEL / ENGINE

YEAR



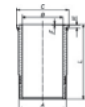
Ø x L



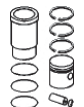
SM-REF



SM-REF.

Piston
Dia.

SM-REF.



SM-REF.

AUDI DIESEL**Eng. CRBC / CRBD / CRFA****Eng. CRFC / CRLB / CRLC****Eng. CRUA / CUNA / CUVC****Eng. CUWA**

A3 2.0 TDI / quattro

A3 Cabriolet 2.0 TDI / quattro

A3 2.0 TDI quattro

TT 2.0 TDI

TT 2.0 TDI quattro

TT Roadster 2.0 TDI

TT Roadster 2.0 TDI quattro

Q3 2.0 TDI

Q3 2.0 TDI quattro

1968 ccm

81-135 kW (110-184 PS)

12-
13-
12-
14-
17-
14-
17-
15-
14-**81,00**
41,75
2,00
2,00***NEW***
795021-00-4
910 CDL *
911 IF U Cr
947 EX Cr *

-

81,00

-

-

Eng. ABP / AAT / AEL

A6 / 100 TDI

2461 ccm

85-103 kW (115-140 PS)

90-97

81,01
545,75
-
-1,3/-1,3
-17,2
69,7526
x
68
NB2,50
2,00
3,00**795041-00-5**
910 Cr *
911 P
947 EX Cr**805020-00-1**
for Cyl. 1 & 2
RT / AK

81,01

-

-

795041-50-5**805020-50-1**
for Cyl. 1 & 2

81,51

-

-

805021-00-1
for Cyl. 3 & 4 & 5
RT / AK

81,01

-

-

805021-50-1
for Cyl. 3 & 4 & 5

81,51

-

-

Eng. AZV / BNA / BRF**Eng. BKD / BMM / BMN****Eng. BPW / BRD / BVA****Eng. BVF / BVG / BLB****Eng. BRE / BUY / CAGA****Eng. CAGB / CAGC****Eng. CAHA / CBAA**

A3

A4 / A5 / Q5

A3 / A4 2.0 TDI

A3 / quattro

A3 Sportback

A4 / quattro

A4 Avant / quattro / Conver.

A4 / A6 Avant

A6

Exeo

1968 ccm

88-125 kW (120-170 PS)

08-10
09-
06-08
03-
04-
04-
04-
05-06
08-11
08-**81,01**
41,75
2,00
3,00**795098-00-4**
910 CCL *
911 IF U
947 EX Cr

-

81,01

-

-

795098-50-4

-

81,50

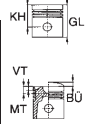
-

-



MODEL / ENGINE

YEAR

Dia.
CYLVT
MT

Ø x L



SM-REF



SM-REF.

Piston
Dia.

SM-REF.



SM-REF.

AUDI DIESEL

Eng. CFFA / CFFB
Eng. CFGB / CFGC
Eng. CFGD / CLJA
Eng. CGLB / CMGA

A3 2.0 TDI 16V
 Q3 2.0 TDI 16V
 Q5 2.0 TDI 16V
 1968 ccm
 125 kW (170 PS)

09-12
 11-
 08-12

81,01
 4

45,8
 -
 -
 -13,1
 68,8
 -
 MØ=50,88

26
 x
 66
 1,75
 2,00
 3,00

795098-00-4
 910 CCL *
 911 IF U
 947 EX Cr

805026-00-1
 RT / KK

81,01

-

-

Eng. CJCB

A4 Allroad 2.0 TDI 16V
 A4 2.0 TDI 16V
 Q5 2.0 TDI 16V
 1968 ccm
 100 kW (136 PS)

09-
 07-
 10-

81,01

-

1,75
 2,00
 3,00

795080-00-4
 910 IF Cr *
 931 P
 947 EX Cr

-

81,01

-

-

Eng. CGLC / CJCA
Eng. CLLB / CMGB
Eng. CGLD / CGLE

A4 Allroad 2.0 TDI 16V
 A4 / A5 / A6 / Q3 2.0 TDI 16V
 Q5 2.0 TDI 16V
 1968 ccm
 105-130 kW (143-177 PS)

11-
 11-
 10-

81,51

-

-

795080-50-4

-

81,51

-

-

Eng. CAGA / CAGB
Eng. CAGC / CAHA
Eng. CAHB / CBAA
Eng. CBAB / CBBB
Eng. CMEA

A3 2.0 TDI 16V
 A4 Allroad 2.0 TDI 16V
 A4 2.0 TDI 16V
 A5 2.0 TDI 16V
 A6 2.0 TDI 16V
 TT 2.0 TDI 16V
 Q5 2.0 TDI 16V
 1968 ccm
 100-125 kW (136-170 PS)

08-10
 09-
 07-
 09-
 08-11
 08-
 09-

81,01
 4

45,8
 -
 -
 -12,7
 68,8
 -
 MØ=50,88

26
 x
 66
 1,75
 2,00
 3,00

795098-00-4
 910 CCL *
 911 IF U
 947 EX Cr

805027-00-1
 RT / KK

81,01

-

-

Eng. AZV / BKD

A3 2.0 TDI 16V
 1968 ccm
 100/103 kW (136/140 PS)

03-08

81,01
 4

45,8
 -
 -0,7
 -18
 68,8
 -
 MØ=38,00

26
 x
 66
 1,75
 2,00
 3,00

795098-00-4
 910 CCL *
 911 IF U
 947 EX Cr

805028-00-1
 RT / KK

81,01

-

-

Eng. AZV / BKD

A3 2.0 TDI 16V
 1968 ccm
 100/103 kW (136/140 PS)

03-08

81,01
 4

45,8
 -
 -0,7
 -18
 68,8
 -
 MØ=38,00

26
 x
 66
 1,75
 2,00
 3,00

795098-00-4
 910 CCL *
 911 IF U
 947 EX Cr

805028-00-1
 RT / KK

81,01

-

-

Eng. AZV / BKD

A3 2.0 TDI 16V
 1968 ccm
 100/103 kW (136/140 PS)

03-08

81,01
 4

45,8
 -
 -0,7
 -18
 68,8
 -
 MØ=38,00

26
 x
 66
 1,75
 2,00
 3,00

795098-00-4
 910 CCL *
 911 IF U
 947 EX Cr

805028-00-1
 RT / KK

81,01

-

-

Eng. AZV / BKD

A3 2.0 TDI 16V
 1968 ccm
 100/103 kW (136/140 PS)

03-08

81,01
 4

45,8
 -
 -0,7
 -18
 68,8
 -
 MØ=38,00

26
 x
 66
 1,75
 2,00
 3,00

795098-00-4
 910 CCL *
 911 IF U
 947 EX Cr

805028-00-1
 RT / KK










81,01











-

-



MODEL / ENGINE

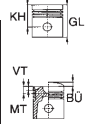
YEAR	 Dia. CYL	 KH GL  VT BU MT	 Ø x L		 SM-REF	 SM-REF.	 Piston Dia.	 SM-REF.	 SM-REF.	
AUDI DIESEL										
Eng. BLB / BNA / BRE Eng. BRD / BRF / BVG										
	81,01	45,8	26		795098-00-4	805029-00-1	81,01	-	-	
	4	-	x	1,75	910 CCL *					
04-08		-	66	2,00	911 IF U	RT / KK				
04-08		-17,8		3,00	947 EX Cr					
		68,8			795098-50-4	805029-50-1	81,51	-	-	
		-								
		MØ=38,00								
		-								
Eng. BUY / BVA / BVF										
06-08										
06-08										
Eng. AZV										
03-08				1,75	910 IF Cr *	-	81,01	-	-	
				2,00	931 P					
				3,00	947 EX Cr					
					795080-50-4	-	81,51	-	-	
Eng. ASB / BKN / BMK Eng. BNG / BUG / BUN										
04-08	83,00			2,00	910 IF CCL *	-	83,00	-	-	
	6			2,00	911 IF U P					
05-09				3,00	947 EX Cr P					
06-11										
06-08										
05-11										
04-08										
03-10										
06-08										
Eng. BPP / BSG										
05-08										
05-09										
04-11										
06-11										
05-11										
Eng. ASB / BMK / BUN										
06-09	83,00			1,75	910 IF Cr *	-	83,00	-	-	
06-08	6			2,00	911 IF U P					
04-10				3,00	947 EX Cr P					
06-07										
Eng. CAMA / CAMB Eng. CANC / CAND Eng. CGKA / CGKB										
07-08	83,00			2,00	910 Cr P *	-	83,00	-	-	
	6			2,00	911 IF U P Cr					
				3,00	947 EX Cr P					
Eng. BMC / BTR / BVN										
05-10	83,00					-	83,50	-	-	
	8									

 MODEL / ENGINE	YEAR	 Dia. CYL	 VT MT	 $\varnothing \times L$		 SM-REF	 SM-REF.	 Piston Dia.	 SM-REF.	 SM-REF.
AVIA-DAEWOO DIESEL Eng. 712.02 A15 / A30 3319 ccm 56 kW (76 PS)		98,00 4			3,00 2,50 2,50 4,50	790204-00-2 914 Cr * 911 930 947 EX Cr	-	98,00	-	-
Eng. 712.01 - 04 A15 / A30 3319 ccm 56-65 kW (76 - 88 PS)		98,00 4			3,00 2,50 4,50	790205-00-4 914 Cr * 911 947 EX Cr	-	98,00	-	-
Eng. 712.11 / 712.13 A 20 / 21 / 30 / 31 3596 ccm 83 kW (113 PS)		102,00 4			3,00 2,50 5,00	790202-00-4 910 P 911 947 EX Cr	-	102,00	-	-
Eng. D 407 Eng. D 421 / D 421 TD A 31 / A 60 / A 75 3596 ccm 65/85 kW (88/116 PS)		102,00 4			3,00 2,50 4,00	790203-00-4 914 Cr * 911 947 EX Cr	-	102,00	-	-
BEDFORD Rascal Bus / Kasten 1.0 Rascal Pick-up 1.0 Rascal Pritsche 1.0 Eng. FA10A 970 ccm 34 kW (46 PS)	86-90 86-90 86-90	65,50 4	24,5 - -5,60/-4,30 -2 55 - MØ=51 -	16 x 53	1,50 1,50 2,80	799413-00-4 910 Cr S 911 P 3PC Cr 799413-50-4 799413-10-4	*NEW* 809402-00-1 *NEW* 809402-50-1 -	65,50 66,00 66,50	-	-
Astra 1300 / L Van Astramax Van Eng. 1.3 N 1297 ccm Astra Van Estate 1.3 Eng. 13 S 1297 ccm 42-55 kW (57-75 PS)	82-88 85-88 84-89	75,00 4	35,8 - -4,4 -6,8 62,4 35,5 - -4,4 -6,8 62,1	20 x 65	1,50 1,50 4,00	793528-00-4 910 IF Cr 911 P 3PC Cr 793528-50-4	803504-00-1 803504-50-1	75,00 75,50	-	-



MODEL / ENGINE

YEAR

Dia.
CYL

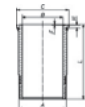
Ø x L



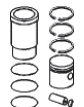
SM-REF



SM-REF.

Piston
Dia.

SM-REF.



SM-REF.

**BEDFORD
DIESEL****Eng. 1.6 DA**
Astra 1.6 D Van
Astramax 1.6 D
1598 ccm82-89
85-89**80,00**
444,95
-
-
-1,5
76,9526
x
65
2,00
2,00
3,00**793530-00-4**
910 Cr *
911 P
947 EX Cr**803501-00-1**
RT / HA

80,00

953510-4
A=83
L=143,5
H=4,5
C=84,9
semi

-

793530-50-4**803501-50-1**

80,50

-

-

793530-10-4**803501-10-1**

81,00

-

-

Eng. 1.7 D / 1.7 DR
Astra Van / Astramax
1700 ccm

89-90

82,50
444,95
-
-1,6
-2,6
72,9526
x
65
2,00
2,00
3,00**793533-00-4**
910 Cr *
911 P
947 EX Cr**803509-00-1**
RT / HA

82,50

953509-4
A=85,5
L=143,5
H=4,5
C=87,4
semi

-

793533-50-4**803509-50-1**

83,00

-

-

793533-10-4

-

83,50

-

-

Eng. 2.0 LD
Ascona-B 2.0 D
Rekord 2.0 D
1998 ccm
44 kW (60 PS)**86,50**
42,00
2,00
4,00**793522-00-4**
910 Cr *
931 P
947 EX Cr

-

86,50

-

-

793522-50-4

-

87,00

-

-

Eng. 2.1 D
CF 18 / 22 / 25 / 35 / 97 Vans
2068 ccm
from Eng. No. 103608

76-80

88,00
42,00
2,00
4,00**793523-00-4**
910 Cr P *
930 IF P
947 EX P

-

88,00

-

-

Eng. 2.3 D
CF 18 / 22 / 25 / 35 / 230 / 250
280 / 350
2260 ccm
46-48 kW (63-65 PS)

78-88

92,00
42,00
2,00
4,00**793527-00-4**
910 Cr *
931 IF P
947 EX Cr

-

92,00

-

-

793527-10-4

-

93,00

-

-

Eng. 220
KCC / KBC / KAC 10
3614 ccm
52 kW (71 PS)

61-74

103,19
42,38
2,38
2,38**790302-00-4**
910 P *
910 IW P
910 IW P

-

103,19

-

-

Eng. J 330
KF-LC / KD-SL / KD-LC
KE-LC / KF-SC / KG-SC 5
5407 ccm
73 kW (100 PS)

61-83











103,19
64,74
4,74948 P
948 P

-

-

-

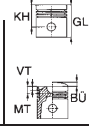
-

 MODEL / ENGINE	YEAR	 Dia. CYL	 VT MT	 Ø x L		 SM-REF	 SM-REF.	 Piston Dia.	 SM-REF.	 SM-REF.
BLMC										
Freelander 1.8 16V Eng. 18 K4F 1796 ccm 85-88 kW (116-120 PS)	98-	80,00 4			1,00 1,20 2,00	790623-00-4 910 Nit S 931 P 3PC Nit	-	80,00	-	-
Freelander 2.5 V6 Eng. 25 K4F 2497 ccm 129 kW (175 PS)	01-	80,00 6			1,20 1,50 2,50	790625-00-6 910 Cr S Fe 931 P 3PC Cr P	-	80,00	-	-
BLMC DIESEL										
Eng. XUD9 (47 kW) 218 D 418 D 1905 ccm 47-52 kW (64-71 PS)	92-94 91-95	83,00 4			2,00 2,00 3,00	793723-00-4 910 Cr P * 911 IF U P 947 Ex Cr P 793723-50-4 793723-80-4 *NEW* 793723-10-4	- - - -	83,00 83,50 83,80 84,00	953702-4 A=86 L=153,5 semi	- - - -
Eng. D4FA Transit 2.4 DI 16V 2402 ccm 88 kW (120 PS)	00-06	89,90 4			2,00 2,00 2,00	792169-00-4 910 Nit S 931 P 947 EX Nit	-	89,90	-	-
Eng. HR 492 HI / HT Rover 2400 SD Turbo 2392 ccm 67-84 kW (91-114 PS)	82-87	92,00 4			2,50 2,00 4,00	795202-00-4 914 Cr * 931 947 EX Cr	-	92,00	-	-
Eng. 4.98 NV 360 FG / 550 FG Tractor 262 / 72 / 462 / 70 / 72 3770 ccm 46-55 kW (62-75 PS) Eng. 6.98 DV / NV Boxer 1000-33/-43 1200-33/-38/-42 / 1300 Terrier 650 / 750 / 850 / 950 F350 / 360 / 420 / 550 5655 ccm 71-84 kW (97-115 PS)	74- 72-	98,00 4 98,00 6	68,2 - -2,4 -25 116,3	34,925 x 82,5	2,38 2,38 2,38 6,33 4,74	790614-00-2 910 Cr P 911 P 911 P 946 P 946 P	800614-00-1	98,00	-	-



MODEL / ENGINE

YEAR

Dia.
CYL

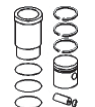
SM-REF



SM-REF.

Piston
Dia.

SM-REF.



SM-REF.

BMW**114i / 116i / 118i / 120i**Eng. N13 B16 A
1598 ccm
75-125 kW (102-170 PS)

11-

77,00
41,20
1,50
2,00**790755-00-4**
910 IF Nit S
931 P
3PC Cr P

-

77,00

-

-

320iEng. M20 B20 L/M/V
1990 ccm
90/95 kW (122/129 PS)

77-86

80,00
643,4
2,1
-1,3
-

22

x
611,50
2,00
3,50**790710-00-6**
910 IF Cr *
931 P
946 EX P**800720-00-1**

80,00

-

-

800720-50-1

80,50

-

-

320i / 520iEng. M20 B20 K
1990 ccm
92 kW (125 PS)

81-88

80,00
643,4
3,3
-1,3
-

22

x
611,50
2,00
3,50**790710-00-6**
910 IF Cr *
931 P
946 EX P**800722-00-1**

80,00

-

-

800722-50-1

80,50

-

-

320 2.0Eng. M20 B20 K / M20 B20 L
Eng. M20 B20 LE / M20 B20 M1.Z7
Eng. M20 B20 MO.E8 / M20 B20 V
1991 ccm
92-95 kW (122-129 PS)

77-82

80,00
61,50
2,00
3,50**790737-00-6**
910 IF Cr *
931 P
3PC Nit

-

80,00

-

-

323i 2.3Eng. M20 B23 K / L / LE
2316 ccm
102-105 kW (109-150 PS)

78-86

320i / 520iEng. M50 B20 M
1990 ccm
110 kW (150 PS)

90-91

80,00
61,50
1,75
3,00**790719-00-6**
910 IF Cr *
931 P
3PC Cr

-

80,00

-

-

520iEng. M50 B20
1991 ccm
110 kW (150 PS)

91-92

790719-50-6

-

80,50

-

-

790719-10-6

-

81,00

-

-

320i 2.0 24VEng. M50 B20 TU / M
1991 ccm
110 kW (150 PS)

92-94

80,00
61,50
1,50
2,00**790702-00-6**
910 IF Cr *
931 P
3PC Nit

-

80,00

-

-

790702-10-6

-

81,00

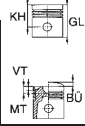
-

-



MODEL / ENGINE

YEAR

Dia.
CYL

Ø x L



SM-REF



SM-REF.

Piston
Dia.

SM-REF.



SM-REF.

BMW**320i**Eng. M20 B20 L
1990 ccm
92 kW (125 PS)

83-87

80,00
61,50
2,00
3,00**790734-00-6**910 IF Cr *
931 P
3PC Cr

-

80,00

-

-

790734-50-6

-

80,50

-

-

790734-10-6

-

81,00

-

-

**320i / Touring
Convertible / Coupe
520i / Touring
Z3 2.2
Z4 2.2i**Eng. M54 B22
2171 ccm
125 kW (170 PS)00-05
00-
00-
00-03
03-**80,00**
61,20
1,50
2,00**790793-00-6**910 Cr S
931 P
3PC Nit

-

80,00

-

-

325i**523i****525i 16V / 24V**Eng. N52 B25 OL / UL
2497 ccm
130-160 kW (177-218 PS)05-10
05-10
05-10**82,00**
61,20
1,50
2,00**790739-00-2**910 Nit S
931 P
3PC Cr P

-

82,00

-

-

325i**523i****525i 16V / 24V**Eng. N52 B25 OL / UL
2497 ccm
130-160 kW (177-218 PS)05-10
05-10
05-10**82,00**
61,20
1,50
2,00**790739-00-2**910 Nit S
931 P
3PC Cr P

-

82,00

-

-

316i

Eng. M40 B16 ME / E30 / E36

1596 ccm
73/75 kW (100/102 PS)

88-92

84,00
41,50
1,75
3,00**790716-00-4**910 IF Cr *
931 P
3PC Cr

-

84,00

-

-

318i**518i**

Eng. M40 B18 ME

1795 ccm
85 kW (115 PS)87-94
89-94**84,00**
41,50
1,75
3,00**790716-00-4**910 IF Cr *
931 P
3PC Cr

-

84,00

-

-

325i**525i****Z 1 2.5i**Eng. M20 B25 M / ME / 8
Eng. M20 B25 M 1.Z7 KAT
2494 ccm
126 kW (170 PS)85-94
87-91
88-91**84,00**
61,50
1,75
3,00**790717-00-6**910 IF Cr *
931 P
3PC Cr

-

84,00

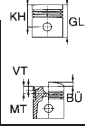
-

-



MODEL / ENGINE

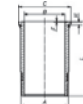
YEAR

Dia.
CYL $\varnothing \times L$ 

SM-REF



SM-REF.

Piston
Dia.

SM-REF.



SM-REF.

BMW**318i / 518i**Eng. M43 B18
1796 ccm
85 kW (115 PS)

93-

84,00
431,65
-
-3,03
57,6522
x
541,50
1,50
2,00**790703-00-4**
910 IF Nit S
931 P
3PC Cr**800728-00-1**

84,00

-

-

800728-50-1

84,50

-

-

316Eng. M43 B16
1596 ccm
75 kW (102 PS)

94-

84,00
431,15
-
-1,2
56,1522
x
541,50
1,50
2,00**790703-00-4**
910 IF Nit S
931 P
3PC Cr**800730-00-1**

84,00

-

-

800730-50-1

84,50

-

-

318i / 518iEng. M40 B18
1795 ccm
85 kW (115 PS)

86-92

84,00
41,75
1,75
3,00**790705-00-4**
910 IF Cr *
931 P
3PC Cr

-

84,00

-

-

750i / 750il / 850iEng. M70
4988 ccm
220 kW (300 PS)

86-92

84,00
V121,75
1,75
3,00**790707-00-6**
910 IF Cr *
931 P
3PC Cr

-

84,00

-

-

116i 1.6 16V**118i 2.0 16V****120i 2.0 16V****316i 1.6 16V****316i 2.0 16V****318i 2.0 16V**

Eng. N42 B18

Eng. N42 / 46 B20

Eng. N45 B16 / N46 B20

1596/1796/1995 ccm

85-105 kW (116-143 PS)

04-11

07-11

09-

01-07

08-

01-05

84,00

4

1,20
1,50
2,00**790748-00-2**
910 IF Nit S
931 P
3PC Cr

-

84,00

-

-

X3 2.5i 24V**Z3 2.5i 24V (USA)****Z4 2.5i 24V****325i / 525 2.5 24V**

Eng. M54 B25

2494 ccm

141 kW (192 PS)

04-06

99-02

02-05

00-05

84,00

6

04-06

00-06

00-02

02-06

00-05

03-05

X3 3.0i 24V**X5 3.0i 24V****Z3 3.0i 24V****Z4 3.0i 24V****330i / 530i 3.0 24V****730i 3.0 24V**










Eng. M54 B30

2979 ccm

170 kW (231 PS)



MODEL / ENGINE

YEAR	 Dia. CYL	 KH GL VT MT	 Ø x L		 SM-REF	 SM-REF.	 Piston Dia.	 SM-REF.	 SM-REF.
BMW									
	84,00				790708-00-6	-	84,00	-	-
	V8			1,50	910 IF Nit S				
				1,50	931 P				
				3,00	3PC Cr				
87-94	84,00				790722-00-4	-	84,00	-	-
	V12			1,50	910 IF Nit S				
				1,50	931 P				
				3,00	3PC Cr				
64-87	84,00				790711-00-4	-	84,00	-	-
	4			1,75	910 IF P Cr				
				2,00	931 P				
				4,00	3PC Cr				
85-87	84,00				790718-00-3	-	84,00	-	-
	6			1,50	910 IF Nit S				
				2,00	931 P				
				4,00	3PC Cr				
92-98	84,00				790721-00-6	-	84,00	-	-
	6			1,50	910 IF Nit S				
				1,50	931 P				
				2,00	3PC Cr				
96-									
07-10	84,00				790742-00-6	-	84,00	-	-
	6			1,50	910 IF Nit S				
				1,50	931 Cr				
				2,50	3PC Cr				

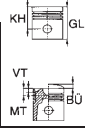


MODEL / ENGINE

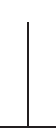
YEAR



Dia.
CYL



SM-REF



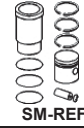
SM-REF.



Piston
Dia.



SM-REF.



SM-REF.

BMW

318is / Coupe
318ti Compact
318i
318 Ci Coupe
318i Touring
Z3 1.9
 Eng. M43 B19
 Eng. M43 B19 TU
 Eng. M43 194 E1
 Eng. M44 B19
 1895 ccm
 77-103 kW (105-140 PS)

95-99
 95-00
 98-01
 99-01
 98-01
 98-03

85,00
 4

1,20
 1,50
 2,00

790736-00-4
 910 IF Nit S
 931 P
 3PC Nit

85,00

330i / Touring
530i / Touring
630i / Convertible
730i / Li
X5 3.0si
Z4 3.0si
Z4 Coupe 3.0si
 Eng. N52 B30
 2996 ccm
 190-200 kW (258-272 PS)

05-11
 05-10
 04-
 05-
 07-08
 06-
 06-

85,00
 6

130i
125i Convertible
330xi
330i / 330xi Coupe
330i / 330xi Touring
530i / 530xi
530i Touring
530xi Touring
630i / Convertible
730i 3.0 / Li
730i / Li
X1 xDrive 25i 3.0
X1 xDrive 28i 3.0
X3 3.0si
X3 xDrive 3.0i
X3 xDrive 28i 3.0
X5 3.0si
X5 xDrive 3.0i
Z4 3.0si
Z4 sDrive 3.0i
Z4 Coupe 3.0si
 Eng. N52 B30A / B
 2996 ccm
 190-195 kW (258-265 PS)

05-12
 08-
 05-11
 06-
 05-
 05-10
 05-
 05-
 05-
 05-
 08-
 10-
 09-
 06-
 08-
 11-
 07-08
 08-10
 06-
 09-
 06-

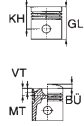


MODEL / ENGINE

YEAR



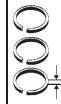
Dia.
CYL



VT
MT



Ø x L



SM-REF



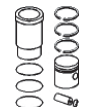
SM-REF.



Piston
Dia.



SM-REF.



SM-REF.

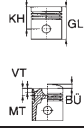
BMW

130i	05-12	85,00				790736-00-4	-	85,00	-	-
325i / 330i	07-11	6			1,20	910 IF Nit S				
325i Convertible	07-				1,50	931 P				
330i Convertible					2,00	3PC Nit				
325i Coupe / Touring	07-									
330i Coupe / Touring										
525i / 530i	07-10									
525i Touring	07-									
530i Touring										
630i / Convertible	07-									
730i	08-									
Eng. N52 B30 AF / BF										
Eng. N53 B30										
2996 ccm										
160-200 kW (218-272 PS)										
328i / Coupe	05-07									
Eng. N52 NB30A										
2996 ccm										
187 kW (254 PS)										
125i Coupe	07-									
325i / 325i xDrive	07-11									
325xi / 330i	07-12									
330i xDrive	08-11									
330xi	07-11									
325i Convertible	07-									
330i Convertible										
325i Coupe	07-									
325i xDrive Coupe	08-									
325xi Coupe	07-									
330i Coupe	06-									
330i xDrive Coupe	08-									
325i Touring	07-									
325i xDrive Touring	08-									
325 xi	07-									
330i xDrive	08-									
330xi Touring	07-									
525i / 525i xDrive	07-10									
525xi / 530i	07-10									
530i xDrive	08-10									
530xi	07-10									
523i / 528i	10-									
530i	11-									
525i Touring	07-									
525i xDrive Touring	08-									
525xi Touring	07-									
530i Touring										
530i xDrive Touring	08-									
530xi Touring	07-									
523i Touring	10-									
528i Touring										
530i Touring	11-									
Eng. N53 B30A										
3996 ccm										
160-200 kW (218-272 PS)										



MODEL / ENGINE

YEAR



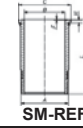
Ø x L



SM-REF



SM-REF.

Piston
Dia.

SM-REF.



SM-REF.

BMW**850 CSi**Eng. S70 B56
5576 ccm
279 kW (380 PS)

92-96

86,00
121,50
1,75
2,50**790732-00-4**
910 IF Nit S
931 P
3PC Cr

-

86,00

-

-

540i**740i****840 Ci**Eng. M60 B40
3982 ccm
210 kW (286 PS)92-
92-
93-**89,00**
V81,50
1,50
2,00**790730-00-8**
910 IF P *
931 P
3PC Nit

-

89,00

-

-

528 / 530i / 630i (USA)**3000 (USA)****3.0 / B3.0 / 3.0 Si / Csi****630 / 730**Eng. M30 B30
2985 ccm
131-147 kW (178-200 PS)75-79
71-
71-76
76-78**89,00**
61,75
2,00
4,00**79-0712-00-6**
910 IF Cr *
931 P
946 EX P

-

89,00

-

-

635 Csi**732i / 733i (USA)****3.3 Li****633 Csi (USA)****533i / 633 Csi (USA)****728i / 733i (USA)****732i**Eng. M30 B32 / M / L / LU
3205/3210 ccm
129-145 kW 176-197 PS83-85
77-83
76-
76-81
82-84
82-84
83-86**1800 / 1802****2000 1.8****316 1.8 / 316 1.8 i****518 / 518i****318 / 518****318i (E21)****318i (E30)****320i**Eng. 184 VC / VD
Eng. M10 B18 / K / KAT / LE
Eng. M10 B LU / KAT
Eng. M10 B18 S / V
1767 ccm
66-77 kW (90-105 PS)71-75
70-72
80-88
81-87
74-81
79-83
82-87
79-83**89,00**
41,75
2,00
4,00**790706-00-4**
910 IF Cr *
931 P
946 EX P

-

89,00

-

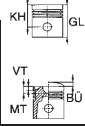
-

2000 / 2002 (USA)**520 (USA)****2002 tii (USA)**Eng. M10 B20
1990 ccm
74-85 kW (100-115 PS)65-75
72-74
72-77**633 CSi****635 CSi****732i / 733i / 735i**Eng. M30 B32 L / LU / M
3210 ccm
130-147 kW (176-200 PS)76-87
83-85
77-86

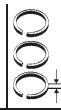


MODEL / ENGINE

YEAR

Dia.
CYLVT
MT

Ø x L



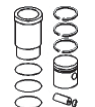
SM-REF



SM-REF.

Piston
Dia.

SM-REF.



SM-REF.

BMW**540i / 740i****840 Ci**Eng. M60 B40
3982 ccm
210 kW (286 PS)92-
93-**89,00**
V81,50
1,50
3,00**790723-00-8**
910 IF P *
931 P
3PC Cr

-

89,00

-

-

530i**730i**Eng. M30 B30 ME 7
2986 ccm
138 / 145 kW (188 / 197 PS)-90
86-94**89,00**
61,50
2,00
3,50**790714-00-6**
910 IF Cr *
931 P
947 EX Cr

-

89,00

-

-

745iEng. M30 B32 LA
3210 ccm
130-152 kW (197-207 PS)

79-82

535i / M 535i**535i / M 535i****635 CSi****745i****735i / iL****735i**Eng. M30 B34 / M30 B35
3430 ccm
136-185 kW (185-220 PS)85-87
88-95
85-90
83-86
86-92
85-86**92,00**
61,50
2,00
3,50**790715-00-6**
NEW
910 IF Cr S
931
947 EX Cr

-

92,00

-

-

BMW DIESEL**Eng. M21 D24 WA**324 TD / 524 TD
2443 ccm
84 kW (115 PS)83-91
83-91**80,00**
62,50
2,00
3,50**790713-00-6**
916 Cr P *
911 P
947 EX Cr

-

80,00

-

-

Eng. M41 D18318 TDS / Compact 318 TDS
Touring 318 TDS
1665 ccm
66 kW (89 PS)95-98
95-99**80,00**
43,00
1,75
3,00**790701-00-2**
914 Cr *
911 IF U P
947 EX Cr

-

80,00

-

-

Eng. M51 D25325 TD / 525 TD
Estate 525 TD
2497 ccm
85 kW (115 PS)91-03
93-97**80,00**
6**Eng. M51 D25**325 TDS
Touring 325 TDS
525 TDS
Estate 525 TDS
Touring 525 TDS
725 TDS
2498 ccm
105 kW (143 PS)93-98
95-99
91-03
91-97
97-04
96-01



MODEL / ENGINE

YEAR	Dia. CYL	KH GL VT MT	Ø x L		SM-REF	SM-REF.	Piston Dia.	SM-REF.	SM-REF.
------	-------------	----------------------	-------	--	--------	---------	----------------	---------	---------

BMW DIESEL

Eng. M51 D25 WA / KAT

325 TD / TDS
525 TD / TDS
2497 ccm
85/105 kW (115 / 143 PS)

91-99
91-00

80,00
6

3,00
1,75
3,00

790720-00-6
914 Cr *
911 IF U P
947 EX Cr

-

80,00

-

-

Eng. M57 D25

525 D Intercooler
2495 ccm
120 kW (163 PS)

99-

80,00
6

3,00
2,00
3,00

790791-00-3
914 Cr *
931 P
947 EX Cr

-

80,00

-

-

2,50
2,00
3,00

790792-00-3
910 IF Cr *
931 P
947 EX Cr

-

80,00

-

-

Eng. M47 D20

320 D
1998 ccm
85-120 kW (116-163 PS)

84,00
4

3,00
1,75
3,00

790735-00-2
914 Cr *
931 P
947 EX Cr P

-

84,00

-

-

Eng. M47 204 D1 / D4

Eng. M47 D 20
120 D / 318 D / 320 D / 520 D
1951 ccm
85-120 kW (116-163 PS)

97-

84,00
4

3,00
2,00
3,00

790738-00-2
914 Cr *
931 P
947 EX Cr P

-

84,00

-

-

Eng. M57 D30

Eng. M57 N306 D2
330 D / 530 D / 730 D / X5
2926 ccm
130-142 kW (177-193 PS)

99-

84,00
6

Eng. M67 D40

740 D
3901 ccm
180 kW (245 PS)

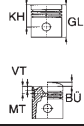
99-01

84,00
8



MODEL / ENGINE

YEAR

Dia.
CYL

Ø x L



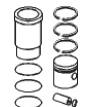
SM-REF



SM-REF.

Piston
Dia.

SM-REF.



SM-REF.

BMW DIESEL**Eng. M47 204 D1****Eng. M47 D 20**

318 D / 320 D / Compact 2.0

Touring 318 D / 320 D

520 D / Touring 520 D

1951 ccm

85-100 kW (116-136 PS)

84,00

4

98-03

00-05

00-03

3,00

2,00

2,00

790753-00-2

914 Cr

931 P

947 EX Cr *

-

84,00

-

-

Eng. M57 306 D1**Eng. M57 D 30**

330 D / 330 XD Touring 330 D

Touring 330 XD

530 D / Touring 530 D

730 D

X5 3.0 D

2926 ccm

135 kW (184 PS)

99-05

00-05

98-05

98-01

01-

84,00

6

914 Cr

931 P

947 EX Cr *

Eng. M67 D 39

740 D

3901 ccm

180 kW (245 PS)

99-01

84,00

8

Eng. N47 D20 A

118 D

116 D

120d

Convertible 118 D / 120 D

Coupe 120 D

318 D

320 D / Convertible 320 D

Coupe 320 XD / 320 D

Touring 320 D / 318 D

Touring 320 XD

520 D / Touring 520 D

X3 2.0 D

1995 ccm

85-120 kW (116-163 PS)

07-

09-

04-

08-

07-

05-

07-

05-

05-

05-

05-

05-

05-

05-

84,00

4

47

-

-

-14,5

73

-

47,5

-

MØ=47,50

32

x

63

1,75

1,75

2,00

790756-00-4

910 CCL *

931 P

947 EX Cr *

^{*NEW*}**800701-00-1**

RT / KK

84,00

-

-

Eng. N47 D20 C

118 D / 116 D / 120 D

Convertible 118 D / 120 D

Coupe 118 D / 120 D

316 D / 318 D / 320 D / 320 / xDrive

320 XD / 316 D / 318 D / 320 D

Coupe 320 D xDrive

Touring 318 D / 320 D xDrive

Touring 316 D / 320 D

520 D / Touring 520 D

X1 sDrive18 D / 20 D

X3 xDrive18 D / X3 xDrive20 D

X3 xDrive 20 D

1995 ccm

85-135 kW (116-184 PS)

07-

08-

07-

05-

11-

08-

07-

09-

07-

09-

08-

10-

07-

08-

Eng. N47 D20 B**Eng. N47S D20 D**

123 D / Coupe 123 D

Convertible 123 D

X1 xDrive23 D

1995 ccm

150 kW (204 PS)

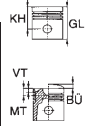
07-

08-

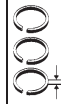


MODEL / ENGINE

YEAR

Dia.
CYLVT
MT

Ø x L



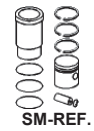
SM-REF



SM-REF.

Piston
Dia.

SM-REF.



SM-REF.

BMW DIESEL**Eng. M57 N306 D2**

Euro 4

330 D / 330 XD

Convertible 330 CD

Coupe 330 CD

Touring 330 D

Touring 330 XD

2993 ccm

150 kW (204 PS)

03-05

05-

03-

03-

03-05

84,00

6

3,00

2,00

2,00

790753-00-2

914 Cr

931 P

947 EX Cr *

-

84,00

-

-

Eng. M57 TU D30

330 D

Convertible 330 CD

Coupe 330 CD

Touring 330 D

530 D / Touring 530 D

2993 ccm

150-200 kW (204-272 PS)

99-05

05-

03-

99-05

98-00

84,00

6

2,50

2,00

3,00

790741-00-2

910 Nit S

931 P

947 EX Cr P

-

84,00

-

-

Eng. M47 N 204 D4

Euro 4

118 D / 120 D

318 D / 320 D

Convertible 320 CD

Coupe 320 CD

Touring 318 D / 320 D

520 D

Touring 520 D

X3 2.0 D

1995 ccm

85-120 kW (116-163 PS)

04-

01-05

05-

03-

01-05

07-

05-

04-

84,00

4

3,00

2,00

2,00

790753-00-2

914 Cr

931 P

947 EX Cr *

-

84,00

-

-

Eng. M47 N 204 D5

Touring 320 D

520 D / 520 D Touring

X3 2.0 D

1995 ccm

120 kW (163 PS)

05-

05-

04-

84,00

4

3,00

2,00

2,00

790753-00-2

914 Cr

931 P

947 EX Cr *

-

84,00

-

-

Eng. M47 TUD 20

Euro 4

320 D

1995 ccm

01-

84,00

4

3,00

2,00

2,00

790753-00-2

914 Cr

931 P

947 EX Cr *

-

84,00

-

-

Eng. M54 N 306 D2

Euro 4

X3 3.0 D

2993 ccm

150 kW (204 PS)

04-

84,00

6

3,00

2,00

2,00

790753-00-2

914 Cr

931 P

947 EX Cr *

-

84,00

-

-

Eng. N47 D 20 A

118 D / 120 D

Convertible 120 D

Coupe 120 D

Convertible 320 D

Coupe 320 D / 320 XD

Touring 318 D / 320 D / XD

520 D / Touring 520 D

Touring 520 D / X3 2.0 D

1995 ccm

120-85 kW (116-163 PS)

04-07

08-

07-

07-

05-

05-

07-

84,00

4

3,00

2,00

2,00

2,00

790753-00-2

914 Cr

931 P

947 EX Cr *

-

84,00

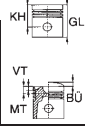
-

-

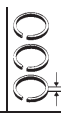


MODEL / ENGINE

YEAR

Dia.
CYLVT
MT

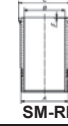
Ø x L



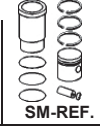
SM-REF



SM-REF.

Piston
Dia.

SM-REF.



SM-REF.

BMW DIESEL**Eng. M57 N2306 D2****Eng. N57 306 D2**

Euro 4

Eng. M57 N306 D4

530 D

Touring 530 D

730 D

X3 3.0 D

X5 3.0 D

2993 ccm

160 kW (218 PS)

Eng. M57 N 306 D2

730 LD

2993 ccm

170 kW (231 PS)

84,00

6

03

04-

02-

03-

05-

3,00
2,00
2,00**790753-00-2**

914 Cr

931 P

947 EX Cr *

-

84,00

-

-

790740-00-2

910 Nit S

931 P

947 EX Cr *

-

84,00

-

-

Eng. N47 D20

118 D

120 D

318 D / Touring

320 D / Coupe / Touring / XD

520 D / Touring

X3 2.0d

1995 ccm

85-120 kW (116-163 PS)

Eng. M57 N 306 D2

Euro 4

330 D / XD / Touring

330 CD

330 D / 330 XD

Convertible 330 CD

Coupe 330 CD

2993 ccm

150 kW (204 PS)

Eng. M57 N2306 D4 / D2**Eng. N57 306 D2**

X3

X5

530 D / Touring

730 D

730 LD

2993 ccm

160/170 kW (218/231 PS)

84,00

4

07-

03-

05-

07-

05-

07-

03-05

05-

03-05

05-

03-

04-

03-

03-

02-

05-

3,00
2,00
2,00**790753-00-2**

914 Cr

931 P

947 EX Cr *

-

84,00

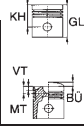
-

-



MODEL / ENGINE

YEAR

Dia.
CYLVT
MT

Ø x L



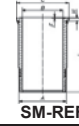
SM-REF



SM-REF



SM-REF.

Piston
Dia.

SM-REF.



SM-REF.

BMW DIESEL**Eng. M57 306 D 3**

325 D / 330 D / 330 XD
Coupe 330 D / 330 XD
Touring 325 / 330 D / 330 XD
525 D / 525 XD
530 D / 530 XD
Touring 530 D / 530 XD
730 LD
X5 3.0 D
2993 ccm
145-173 kW (197-235 PS)

05-
05-
05-
07-
03-
05-
05-
07-

84,00
6

2,50
2,00
2,00

790740-00-2
910 Nit S
931 P
947 EX Cr *

-

84,00

-

-

Eng. M57 TU2 D30

Euro 4
330 D / 330 XD
Convertible 325 D / 330 D
Coupe 325 D
Coupe 330 D / 330 XD
Touring 325 D / 330 XD
2993 ccm
145-173 kW (197-235 PS)

05-
07-
06-

84,00
6

2,50
2,00
2,00

790740-00-2
910 Nit S
931 P
947 EX Cr *

-

84,00

-

-

Eng. M57 N2 306 D3

325 D 3.0
330 D 3.0
X6 3.0 D
X6 xDrive 3.0 D
2993 ccm
150-180 kW (204-245 PS)

10-
09-11
08-
08-

84,00
6

2,50
2,00
2,00

790740-00-2
910 Nit S
931 P
947 EX Cr *

-

84,00

-

-

CATERPILLAR**Eng. 3304**

Loader 931 / 941 / 950 / 951
Tractor D3 / D4 / D5
Wheel Loader 910 / 955
7000 ccm
46-97 kW (62-130 PS)

66-

120,65
4

73,91
-
-7,26
-14,22
115,06

38,128
x
95

3,16
2,38
5,55

791202-00-2
910 Cr *
911 IW Cr *
947 EX Cr

800912-00-1

DRT

120,65

950912-1
A=134,35
L=253,88
H=10,28
C=142,87
F=1,02

810912-2**Eng. 3306**

Tractor D5 / D6 / 814 / 816
Wheel Loader 966
10500 ccm
78-147 kW (106-200 PS)

66-

120,65
6

3,16
2,38
5,55

791202-00-2
910 Cr *
911 IW Cr *
947 EX Cr

800912-00-1

DRT

120,65

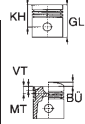
950912-1
A=134,35
L=253,88
H=10,28
C=142,87
F=1,02

810912-2



MODEL / ENGINE

YEAR

Dia.
CYL

SM-REF



SM-REF.

Piston
Dia.

SM-REF.



SM-REF.

CATERPILLAR**Eng. 1673 C**

S-No. 69D1.. / 76E..

120,65
473,91
-
-6,6/-7,2
115,0643,18
x
94,9
3,16
2,38
5,55791202-00-2
910 Cr *
911 IW P
947 EX Cr800914-00-1
DRT

120,65

950912-1
A=134,35
L=253,88
H=10,28
C=142,87
F=1,02

810914-1

Eng. D 330 CS-No. 4B1..4B4554
S-No. 5B1..5B1008**Eng. D 33 C**

S-No. 62/66/67D1...

Eng. 3304S-No. 4B4555 / 5B1009
6947 ccm
46-101 kW (62-137 PS)**Eng. 3306**S-No.66D8891 / 67D1103
S-No.69D1 / 3N1
Wheel Loader 627/637/ 980 B
Pipelayer 571F / 572F
10420 ccm
83-186 kW (126-252 PS)120,65
6**CHERY****Charigan / QQ 1.1
Van / Hafei / Wuling**Eng. JL465Q7 / DA465Q
Eng. LJ465Q-1AE
1100 ccm
34 kW (46 PS)07- 65,50
41,50
1,50
2,80799901-00-4
910 Cr S
911 P
3PC Cr

-

65,50

-

-

799901-25-4

-

65,75

-

-

799901-50-4

-

66,00

-

-

QQ3Eng. SQR372 Euro III
812 ccm
38 kW (52 PS)03- 72,00
31,20
1,20
2,50799903-00-3
910 Cr S
931 P
3PC Cr

-

72,00

-

-

QQ6Eng. SQR472 Euro IV
1083 ccm
50 kW (67 PS)06- 72,00
41,20
1,20
2,50*NEW*
799903-50-3
799904-00-4
910 Cr S
931 P
3PC Cr

-

72,50

-

-

**Chery Fengyun
Chery Cowin (Qiyun)**Eng. SQR480 Euro III
1596 ccm
43 kW (58 PS)99- 79,94
41,60
2,00
4,00799905-00-4
910 Mo
931 P
3PC Cr

-

79,50

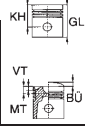
-

-



MODEL / ENGINE

YEAR

Dia.
CYLVT
MT

Ø x L



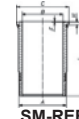
SM-REF.



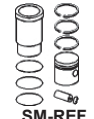
SM-REF.



SM-REF.

Piston
Dia.

SM-REF.



SM-REF.

CHEVROLET

Matiz 0.8iEng. F8CV (37 kW)
796 ccm
37-38 kW (50-52 PS)

05-

68,50
325
-
-2,6
55
-
MØ=53,9
-16
x
541,20
1,50
2,80791401-00-3
910 IF Cr P S
931 P
3PC Cr

801401-00-1

68,50

-

-

791401-25-3

801401-25-1

68,75

-

-

791401-50-3

801401-50-1

69,00

-

-

Aveo 1.21150 ccm
53 kW (72 PS)68,50
41,20
1,20
2,50791402-00-3
910 IF Cr S
911 P
3PC Cr

-

68,50

-

-

Tico / MatizEng. 4EA
995 ccm
49 kW (67 PS)791402-25-4
791402-50-4

-

68,75

-

-

-

69,00

-

-

Aveo**Sail / Beat / Spark**Eng. S-Tec 2
1206 ccm
62 kW (84 PS)08-11
10-69,70
41,20
1,20
2,00793521-00-4
910 IF Cr S
911 P
3PC Nit

-

69,70

-

-

NEW
793521-50-4

-

70,20

-

-

Aveo 1.4**Cruze 1.4****Orlando 1.4****Trax 1.4****Trax 1.4 AWD**Eng. A 14 NET Euro 5
1364 ccm
103 kW (140 PS)13-
10-
12-
12-
12-72,50
41,20
1,20
2,00*NEW*
791413-00-4
910 IF Nit S
931 P
3PC Nit

-

72,50

-

-

Aveo 1.51498 ccm
62 kW (84 PS)

05-

76,50
41,50
1,50
2,00791408-00-4
910 Cr S P
931 P
3PC Cr P

-

76,50

-

-

791408-25-4

-

76,75

-

-

791408-50-4

-

77,00

-

-

Kalos 1.4 / Lacetti 1.4**Aveo 1.4**Eng. 4NB D MT
Eng. 5HB D AT + MT
1399 ccm
69 kW (94 PS)77,90
41,20
1,50
2,50791403-00-4
910 Cr S Fe
931 P
3PC Cr

-

77,90

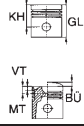
-

-



MODEL / ENGINE

YEAR

Dia.
CYLVT
MT

Ø x L



SM-REF



SM-REF



SM-REF.

Piston
Dia.

SM-REF.



SM-REF.

CHEVROLET**Lanos / Nubira / Espero****Racer 1.6 i**

Eng. LPG 1.6 / C16 LZ2

Eng. A16DM / A16MF

1598 ccm

55 kW (75 PS)

79,00

28

18

4

0,4

x

-

55

-2,7

48,4

1,20

1,50

3,00

793538-00-4

910 Cr S

931 P

3PC Cr P

793538-25-4**793538-50-4****793538-10-4****803511-00-1**

-

803511-50-1**803511-10-1**

79,00

-

79,25

-

79,50

-

80,00

-

Lacetti 1.8 / Viva 1.8

Eng. X 18 XE1

Eng. Z 18 XEL

1796 ccm

89 kW (121 PS)

80,50

4

1,20

1,20

2,00

793549-00-4

910 Nit S

931 P

3PC Nit

793549-50-4

-

-

80,50

-

81,00

-

Nubira

Eng. E-TEC II

1799 ccm

85 kW (115 PS)

03-

81,60

4

1,50

1,50

3,00

793541-00-2

910 IF Cr P S

931 P

3PC Cr

793541-50-2

-

-

81,60

-

82,10

-

Tosca / Epica / Lacetti

Eng. E-TEC II

1799 ccm

90 kW (122 PS)

06-

82,00

4

1,20

1,20

2,00

791406-00-4

910 Nit S

911 P

3PC Nit P

-

-

82,00

-

-

**CHEVROLET
DIESEL****Eng. XSDE 1.0**

Beat

Spark

939 ccm

42 kW (57 PS)

11-

09-

69,60

3

1,50

1,50

2,00

791412-00-3

910 Cr S

911 P

947 EX Nit S

-

NEW

792071-00-4

910 CCL *

911 P

947 EX Nit S

-

-

69,60

-

-

-

Eng. LDV Euro 5**Eng. LSF Euro 4**

Aveo 1.3 D

1248 ccm

55-70 kW (75-95 PS)

12-

69,60

4

1,50

1,50

2,00

792071-00-4

910 CCL *

911 P

947 EX Nit S

-

-

69,60

-

-

Eng. Z 20 DMH**Eng. Z 20 S****Eng. Z 20 DM**

Captiva 2.0 D

Cruze 2.0 CDI

Epica 2.0 D

Lacetti 2.0 D

Nubira 2.0 D

1991 ccm

89-110 kW (121-150 PS)

06-11

09-10

07-11

07-10

05-10

83,00

4

2,00

2,00

3,00

793580-00-4

916 Nit S

911 P

947 EX Cr P

-

-

-

83,00

-

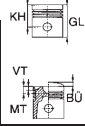
-

-



MODEL / ENGINE

YEAR

Dia.
CYLVT
MT

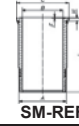
Ø x L



SM-REF



SM-REF.

Piston
Dia.

SM-REF.



SM-REF.

CHRYSLER**Delta 1.4 / 16V**Eng. 198 A4.000 / A7.000
1368 ccm
88-103 kW (120-140 PS)

11-

72,00
41,20 910 CCL *
1,20 931 P
2,00 947 EX Cr ***792013-00-4**

-

72,00

-

-

**CHRYSLER
DIESEL****Eng. 198 A2.000**Delta 1.6 D Multijet
1598 ccm
88 kW (120 PS)

11-

79,50
42,00 910 CCL *
1,75 931 P
2,00 947 EX Cr ***792082-00-4**

-

79,50

-

-

Eng. 198 A5.000Delta 2.0 D Multijet
1956 ccm
121 kW (165 PS)

11-

83,00
41,50 910 CCL P *
1,50 931 P
2,00 947 EX Cr ***793509-00-4**

-

83,00

-

-

793509-40-4

-

83,40

-

-

Eng. J8 SCherokee 2.1 D 4x4
Cherokee 2.1 TD
Comanche 2.1 D
Jeep Cherokee 2.1 D
2068 ccm
59-64 kW (80-87 PS)86-92
89-92
86-90
86-92**86,00**
42,50 914 Cr *
2,50 931 P
4,00 947 EX Cr**793830-00-4**

-

86,00

-

-

793808-00-4

-

86,00

-

-

2,25 910 IF Cr *
2,00 911
3,00 947 EX Nit P**Eng. J8 S**Jeep Cherokee / Laredo
2068 ccm
65 kW (88 PS)

91-

86,00
42,50 914 Cr *
2,50 931 P
3,00 947 EX Nit P**793831-00-4**

-

86,00

-

-

Eng. OM 611PT Criuser 2.2 CRD
2148 ccm
110 kW (150 PS)**88,00**
42,50 910 Cr *
2,00 911 IF
3,00 947 EX Cr**791089-00-1**

-

88,00

-

-

Eng. OM 612Dodge Sprinter
2686 ccm
115 kW (156 PS)

03-

88,00
5**791089-50-1**

-

88,50

-

-

Eng. HR 492 HTGrand Cherokee 2.5 TD
Voyager 2.5 TD
2500 ccm
85-104 kW (116-141 PS)

95-99

92,00
42,50 914 Cr *
2,00 931
4,00 947 EX Cr**795202-00-4**

-

92,00

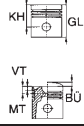
-

-



MODEL / ENGINE

YEAR



Ø x L



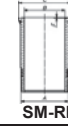
SM-REF



SM-REF.



Piston



SM-REF.



SM-REF.

CHRYSLER DIESEL**Eng. AD 4.236**Pick-up
3866 ccm
48-60 kW (65-82 PS)

90-

98,48
42,38
2,38
4,74**793626-00-2**
910 IF Cr
910 IW P
947 EX P

-

98,48

-

-

793626-10-2

-

98,73

-

-

Eng. C4.40 / T4.40Dodge AS 900 / AS 950
3990 ccm
82-88 kW (112-120 PS)**100,00**
43,00
2,50
4,00**793613-00-2**
916 Cr P *
911 P
947 EX Cr

-

100,00

-

-

CITROËN**C15 1.0 / AX 10 / Saxo**Eng. TU9 / XV8
954 ccm
33 kW (45 PS)

83-

70,00
42,00
2,00
4,00**793701-00-4**
910 IF Cr
931 P
3PC Cr

-

70,00

-

-

AX / SAXO / Visa / C 15Eng. TU9 / TU9 M / TU9 Z
954 ccm
33 kW (45 PS)

87-

70,00
41,50
1,50
3,00**793703-00-4**
910 IF Cr S
911
3PC Cr

-

70,00

-

-

C1 1.0iEng. 1KR-FE
998 ccm
50 kW (68 PS)

10-

71,00
31,00
1,00
1,50**799601-00-3**
910 IF Cr S
931 P S
3PC Cr

-

71,00

-

-

AX**BX****ZX**Eng. TU1 K
1124 ccm
40 kW (54 PS)

88-

88-92

91-

72,00
41,50
2,00
3,00**793706-00-4**
910 IF Cr *
930
3PC Cr

-

72,00

-

-

AX**Berlingo****C 15****Saxo****ZX**Eng. TU1 M
1124 ccm
44 kW (60 PS)

92-98

96-

89-97

96-

91-97

72,00
41,50
2,00
3,00**793706-00-4**
910 IF Cr *
930
3PC Cr

-

72,00

-

-

Saxo**ZX**Eng. TU1 Z
1124 ccm
44 kW (60 PS)

96-

93-97

72,00
41,50
2,00
3,00**793706-00-4**
910 IF Cr *
930
3PC Cr

-

72,00

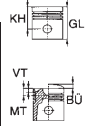
-

-



MODEL / ENGINE

YEAR

Dia.
CYL

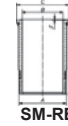
Ø x L



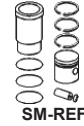
SM-REF



SM-REF.

Piston
Dia.

SM-REF.



SM-REF.

CITROËN

Visa 11

Eng. 109/5
1124 ccm
37 kW (50 PS)

78-91

72,00
41,50
2,00
4,00793709-00-4
910 IF Cr *
930 P
3PC Cr

-

72,00

-

-

Berlingo

C 2
C 3
Saxo
Eng. TU1 JP
1124 ccm
44 kW (60 PS)00
03-
02-
00-0372,00
427,75
-0,1
-
-
47,618
x
54,81,50
1,50
2,50793754-00-4
910 IF Cr *
931
3PC Cr

803712-00-1

72,00

-

-

AX / BX / C15 / ZX

Eng. TU3 A / K2D
1361 ccm
44-55 kW (60-75 PS)88-93
89-96
87-96
91-9375,00
41,75
2,00
3,00793738-00-4
910 IF Cr S
931 P
946 EX P

-

75,00

-

-

793738-25-4

-

75,25

-

-

Visa II Super X

Eng. 129/5
1219 ccm
42 kW (57 PS)

80-82

75,00
41,75
2,00
4,00793817-00-4
910 IF Cr S
931 P
3PC Cr

-

75,00

-

-

Visa 1.4

C15 1.4 E
Eng. 150D / XY7
1360 ccm
44 kW (60 PS)84-91
87-96

BX 14 E / BX Break 1.4

BX 14 E
Visa 14 GT
Eng. XY6 (150F)
Eng. XY6C (150A)
Eng. XY6D (150C)
Eng. XY8 (150B) / (150 A)
1360 ccm
46-53 kW (62-72 PS)83-93
85-93
82-91

Berlingo / C2 / C3

Saxo / Xsara / ZX
Eng. TU3 JP
1361 ccm
55 kW (75 PS)

91-03

75,00
427,75
-
-
49,93
-
-18
x
551,50
1,50
2,50793755-00-4
910 IF Cr S
931 P
3PC Cr

803730-00-1

75,00

953705-4
A=79,20
L=135,20
H=90
C=89,2

813730-1

C2 1.4 I

C3 1.4 I
C4 1.4
Eng. KFU / ET3 J4
1361 ccm
65 kW (88 PS)06-
03-
04-75,00
429,5
-
-
52,3
-
-18
x
44,51,20
1,50
2,50793760-00-4
910 IF Nit S
931 AN P
3PC Cr

803713-00-1

75,00

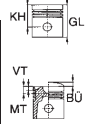
953705-4
A=79,20
L=135,20
H=90
C=89,2

813705-4



MODEL / ENGINE

YEAR

Dia.
CYLKH
GL
VT
MT $\varnothing \times L$ 

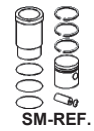
SM-REF



SM-REF.

Piston
Dia.

SM-REF.



SM-REF.

CITROËN

C4 Aircross 1.6Eng. 4A92
1590 ccm
85-88 kW (116-117 PS)

12-

75,00
41,00
1,20
2,00***NEW***
798707-00-4
910 Nit S
931 P
3PC Nit

75,00

-

-

Visa / Special / GSX2Eng. G 12.611 / G 12.612
1198 ccm
43,5 kW (59 PS)

72-80

77,00
41,75
2,00
4,00**791110-00-2**
910 Cr *
931 P
947 EX P

77,00

-

-

LNA / Visa / A 4x4Eng. R / V 06 / 630
Eng. R / V 06 / 644-M29
652 ccm
25-26.5 kW (34-36 PS)78-82
82-90**77,00**
41,50
2,00
3,00**791122-00-2**
910 IF Cr S
931 P
3PC Cr

77,00

-

-

Berlingo 1.6 VTI
C3 II 1.6
C3 Picasso 1.6 VTI
C4 Grand Picasso I 1.6
C4 Grand Picasso I 1.6 VTI
C4 Grand Picasso II 1.6 VTI
C4 Grand Picasso II 1.6THP
C4 I 1.6 THP
C4 I 1.6 VTI
C4 II 1.6 VTI / LPG
C4 Picasso I 1.6
C5 III 1.6 VTI
DS3 1.6 Racing
DS3 1.6 THP
DS4 1.6 VTIEng. 5FD (EP6 DTS)
Eng. 5FK (EP6 CB) / 5FS (EP6 C)
Eng. 5FW (EP6) / 5FX (EP6DT)
1598 ccm
72-152 kW (98-207 PS)10-
09-
09-
08-10
08-10
13-
14-
08-09
08-09
09-
08-10
10-
11-
10-
11-15**77,00**
41,20
1,50
2,00**793775-00-4**
910 IF Nit S
931 P
3PC Cr P***NEW***
793775-50-4

77,00

-

-

Saxo
Xsara
ZXEng. TU5 JP
1587 ccm
74 kW (101 PS)96-98
97-98
96-97**78,50**
41,50
1,50
3,00**793743-00-4**
910 Nit
931
3PC Cr

78,50

-

-

Saxo 1.6iEng. NFX
1587 ccm
80 kW (109 PS)

96-04

78,50
41,20
1,50
2,50**793752-00-4**
910 Cr S
931 P
3PC Cr***NEW***
793752-01-4**793752-25-4****793752-50-4**

78,50

78,60

78,75

79,00

-

-

-

-

-

-

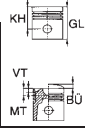
-

-

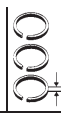


MODEL / ENGINE

YEAR

Dia.
CYLVT
MT

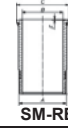
Ø x L



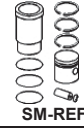
SM-REF



SM-REF.

Piston
Dia.









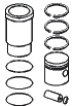
SM-REF.



SM-REF.

CITROËN

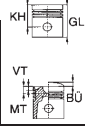
Berlingo 1.6	08-	78,50	32,35	19,495		793752-00-4	803736-00-1	78,50	-	-
C2 1.6i	03-10	4	1,4	x	1,20	910 Cr S				
C3 I 1.6	02-08		-	57	1,50	931 P				
C4 I 1.6	04-08		-		2,50	3PC Cr				
C4 I 1.6i Bio-Flex	07-09		-							
Saxo 1.6i	00-04		51,4			793752-01-4	-	78,60	-	-
Xsara 1.6	00-05		-							
Xsara Picasso 1.6	05-10		MØ=66			793752-25-4	-	78,75	-	-
Eng. NFR (TU5 JP4B)			-							
Eng. NFT						793752-50-4	-	79,00	-	-
Eng. NFU (TU5 JP4)										
1587 ccm										
66-80 kW (90-109 PS)										
C-Elysee 1.6 VTI	12-	78,50				793766-00-4	-	78,50	-	-
Euro 5		4			1,00	910 CCL IF S				
Eng. NFP (EC5)					1,20	931 P				
1587 ccm					2,00	947 EX Cr *				
85 kW (115 PS)						793766-50-4	-	79,00	-	-
C5 I 1.8	01-04	82,70				791143-00-4	-	82,70	-	-
C5 II 1.8	04-08	4			1,20	910 IF Nit S				
Xsara Picasso 1.8					1,50	931 P				
Eng. 6FZ (EW7J4)					2,00	3PC Nit				
Eng. LFY (XU7JP4)										
1749 ccm										
85 kW (115 PS)										
BX 15 / BX 16	84-	83,00				793717-00-4	-	83,00	-	-
BX 16	89-92	4			1,75	910 IF Cr *				
Eng. XU 52 C					1,75	931 P				
Eng. 171 BZ / XU5 S					4,00	3PC Cr				
1580 ccm										
59-69 kW (80-94 PS)										
BX	88-92	83,00				793724-00-4	-	83,00	-	-
ZX	91-97	4			1,50	910 IF Cr S				
Eng. XU9 J 2 / XU9 JA / K					1,50	931 P				
1905 ccm					4,00	3PC Cr				
92-96 kW (125-131 PS)										
Berlingo 1.8i	97-02	83,00	33,3	22		793725-00-4	803750-00-1	83,00	953717-4	813750-4
Evasion 1.8i	96-02		-	x	1,50	910 IF Cr S			A=88,56	
Xantia 1.8i	93-02		-	62	1,50	931 P			L=141	
Xsara 1.8i	97-00		-4,13		3,00	947 EX Cr P			H=95,17	
ZX 1.8i	92-97		53,3						C=97	
Eng. L6A // LFW / LFX / LFZ			-			793725-25-4	-	83,25	-	-
1761 ccm			MØ=65,57							
70-76 kW (90-103 PS)			-							

MODEL / ENGINE	YEAR	 Dia. CYL	 KH VT MT	 Ø x L		 SM-REF	 SM-REF.	 Piston Dia.	 SM-REF.	 SM-REF.
CITROËN										
Xantia / Break 1.8i 16V	95-03	83,00				793725-00-4	-	83,00	-	-
Xsara / Break 1.8i 16V	97-00	4			1,50	910 IF Cr S				
Xsara Coupe 1.8i 16V	98-00				1,50	931 P				
ZX 1.8 / ZX 1.8i 16V	96-97				3,00	3PC Cr				
ZX Break 1.8i 16V	96-98					793725-25-4	-	83,25	-	-
Eng. LFY (XU7JP4) 1761 ccm 66-85 kW (90-116 PS)										
BX 19 GTI 16V	87-93				1,50	910 IF Cr S		83,00	-	-
Eng. D6C / DFW (XU9J4) Eng. DFW (XU9J4) 1905 ccm 116 kW (158 PS)					1,50	931 P				
					3,00	947 EX Cr P				
C 25	81-	84,00				793712-00-4	-	84,00	-	-
Eng. XM7 T 1795 ccm 51 kW (69 PS)		4			1,50	910 IF Nit S				
					2,00	931 P				
					4,00	3PC Cr				
C 4 / C 5 C 8 / Evasion Xsara / Jumpy	98- 98-	85,00				793751-00-4	-	85,00	-	-
Eng. EW 10 J4 - RFN Eng. EW 10 L3 / EW 10 L4 1998 ccm 97-101 kW (132-137 PS)		4			1,20	910 IF Nit S				
					1,50	931 P				
					2,50	3PC Nit				
Evasion 2.0i	94-02	86,00	40	22		793731-00-4	803731-00-1	86,00	-	-
XM 2.0	89-94	4	-	x	1,50	910 IF Nit S				
XM 2.0i	89-94		-	62	1,75	931 P				
Xantia 2.0i	93-03		-5,02		3,00	3PC Cr P				
ZX 2.0i	92-97		65							
Jumper 2.0	94-02		-			793731-25-4	-	86,25	-	-
Eng. RFX (XU10 J2C) Eng. RFX (XU10 ZL3) Eng. RFU (XU10 J2 / C) Eng. R6A / RFZ RGU Eng. RFW (XU10 J2U) 1998 ccm 80-96 kW (109-131 PS)			-			793731-50-4	-	86,50	-	-
			-							
XM / ZX	89-	86,00				793731-00-4	-	86,00	-	-
Xantia	92-	4			1,50	910 IF Nit S				
Evasion / Jumper	94-				1,75	931 P				
Eng. XU10 J2Z / FJ2 / MZ Eng. XU10 2 C 1998 ccm 79-96 kW (108-130 PS)					3,00	3PC Cr P				
						793731-25-4	-	86,25	-	-
						793731-50-4	-	86,50	-	-
Evasion / 2.0X / 2.05X Jumper / Boxer	94-									
ZM / Xsara	07/97-									
BZ / ZX / Xantia	93-									
Eng. XU10 J2C Eng. XU10 J 4 / D/Z / RZ 1998 ccm 90-110 kW (123-150 PS)										



MODEL / ENGINE

YEAR

Dia.
CYLVT
MT

Ø x L



SM-REF



SM-REF.



SM-REF.

Piston
Dia.

SM-REF.



SM-REF.

CITROËN

C 8

Eng. EW12 J 4
2230 ccm
116 kW (158 PS)

02-

86,00
41,20
1,50
2,50793562-00-4
910 Nit S
931 P
3PC Cr

-

86,00

-

-

Xsara 2.0 16V VT S
Santia 2.0i 16V SX
Evasion 2.0i 16V BXEng. XU10 J 4 RS
1998 ccm
123 kW (167 PS)

98-

86,00
41,50
1,50
3,00793745-00-4
910 IF Nit S
931 P
3PC Cr

-

86,00

-

-

Jumpy 1.6 / 1.6 i

Eng. 220 A2.000
1581 ccm
59-60 kW (80-81 PS)

95-00

86,40
433,3
-
-3,2/-3,3
-2,3
72,8
-
MØ=71
-22
x
63,21,50
1,75
3,00792009-00-4
910 IF Cr P *
931 P
3PC Cr*NEW*
802006-00-1*NEW*
802006-40-1*NEW*
802006-60-1

86,40

-

-

C 25

Eng. XN1 T
1971 ccm
57 kW (78 PS)

81-94

88,00
41,50
2,00
4,00793707-00-2
910 IF Cr *
911 IF
3PC Cr

-

88,00

-

-

CX

Eng. 829.A5 / J6 RA
1995 ccm
75-78 kW (102-106 PS)

79-91

88,00
41,75
2,00
4,00791134-00-4
910 IF Cr *
930 IF P
3PC Cr

-

88,00

-

-

CX 22

Eng. J6 TA
2165 ccm
84,5 kW (115 PS)

85-91

CX 2.0
CX 2000Eng. 829 A 5
Eng. J6RA 500
1995 ccm
75-78 kW (102-106 PS)82-92
79-8288,00
41,75
2,00
4,00793777-00-4
910 IF Cr *
911 IF P
947 EX P

-

88,00

-

-

CX 2.2

Eng. J6TA 500
2165 ccm
83-85 kW (113-115 PS)

85-92

Eng. 8HX / 8HY
Eng. D4V TED4
Eng. D4V DV4 TDC1 / C2 / C3 / Xsara 1.4 HDI
1398 ccm
40-66 kW (54-90 PS)

02-

73,70
442,94
-1,55
-14,7
65,44
MØ=37,1625
x
60
T2,50
1,95
2,50793756-00-4
914 Cr *
911 IF U P
947 EX Cr P803711-00-1
RT / AK793756-50-4
803711-50-1

73,70

-

-

74,20

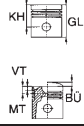
-

-



MODEL / ENGINE

YEAR

Dia.
CYL

SM-REF



SM-REF.

Piston
Dia.

SM-REF.



SM-REF.

CITROËN

Eng. 9HX (DV6ATED4)

Euro 4

Eng. 9HY (DV6TED4)

Eng. 9HZ (DV6TED4)

Euro 4

Eng. 9HU (DV6UTED)

Berlingo 1.6 HDI 16V

C2 1.6 HDI 16V

C3 1.6 HDI 16V

C3 Picasso 1.6 HDI 16V

C4 1.6 HDI 16V

C4 Grand Picasso 1.6 HDI

C4 Picasso / Saloon 1.6 HDI

C5 1.6 HDI 16V

C5 Break 1.6 HDI

Jumpy / Box 1.6 HDI 90

Xsara Picasso 1.6 HDI16V

1560 ccm

66-80 kW (89-109 PS)

05-
06
05-
08-
04-
06-
06-
04-
04-
07-08
04-75,00
4
41,7
-
-1,16
-13,29
65,2
MØ=41,7226
x
61
T3,00
1,95
2,50793758-00-4
916 Cr *
931 P
947 EX Nit S

793758-50-4

803710-00-1
RT / KK / AK

803710-50-1

75,00
75,50953706-4
A=78
L=142
H=5
C=79,5
semi-
-
-

CITROËN DIESEL

Eng. 9HT (DV6BTED4/
DV6BUTED4)

Eng. 9HE (DV6DBM)

Eng. 9HF (DV6DTED)

Eng. 9HP (DV6DTED)

Eng. 9HJ (DV6DTEDM)

Eng. 9HN (DV6ETED)

Eng. 9HW (DV6ETED)

Eng. 9HK (DV6ETEDM)

Euro 4

Eng. 9HW (DV6BTED4)

Eng. 9HL (DV6C)

Eng. 9HR (DV6C)

Berlingo 90

Berlingo 1.6 HDI / 75

Berlingo Box 1.6 HDI 75

Berlingo Box 1.6 HDI 110/115

Berlingo 1.6 HDI 110/115

C3 / Picasso 90

C3 Picasso 1.6 HDI 90

C3 Picasso 1.6 HDI 110/115

C3 II 1.6 HDI / 110

C4 Aircross 1.6 HDI 115

C4 Grand Picasso 1.6 HDI 110

C4 Picasso 1.6 HDI 90/110

C4 1.6 HDI 90/110/115

C5 / Break 1.6 HDI 110/115

DS3 1.6 HDI 90/110/115

DS3 Convertible 1.6 HDI 90

D53 / D54 92

DS4 1.6 HDI 90/110/115

DS5 1.6 HDI 110










1560 ccm

55-82 kW (75-111 PS)

10-
05-
08-
10-
10-
10-
13-
09-
12-
10-
10-
09-
10-
09-
09-
13-
11-
11-
11-75,00
4
41,7
-
-
-13,89
65,2
-
MØ=45
-26
x
61
T2,50
1,95
2,00793770-00-4
914 Cr *
931 P
947 EX Nit S

793770-50-4

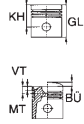
NEW
803737-00-1
RT / KK*NEW*
803737-50-175,00
75,50-
--
-

MODEL / ENGINE	YEAR	 Dia. CYL	 KH GL VT MT	 Ø x L		 SM-REF	 SM-REF.	 Piston Dia.	 SM-REF.	 SM-REF.
CITROËN DIESEL										
Eng. TUD5 (VJY / VJZ)		77,00	40,4	23		793726-00-4	803726-00-1	77,00	-	-
AX 15 D	94-97	4	-	x	2,00	910 Cr *				
Saxo 1.5 D	96-03		-	60	1,75	911 IF U P				
Xsara 1.5 D / Estate 1.5 D	97-00		-1,65		3,00	947 EX Cr				
1527 ccm			66,3							
42 kW (57 PS)			-			793726-40-4	803726-40-1	77,40	-	-
Eng. XUD7 TE		80,00				793727-00-4	-	80,00	-	-
BX 19	88-93	4			3,00	914 Cr *				
1769 ccm					2,00	911 P				
66 kW (90 PS)					3,00	947 EX Cr				
Eng. XUD7 / 161 A		80,00	46,8	25		793722-00-4	803702-00-1	80,00	953701-4	-
Visa / C17 D / C15 D	84-88	4	-	x	2,00	910 Cr *			A=83	
BX	87-92		-	69,8	2,00	911 P			L=154	
ZX	92		-2		3,00	947 EX Cr			H=4,5	
Berlingo / Xsara	97-		84,5						C=86	
1769 ccm						793722-50-4	803702-50-1	80,50	semi	
44 kW (60 PS)						793722-80-4	803702-80-1	80,80	-	-
Eng. DT17 ED4		81,00				793728-00-2	-	81,00	-	-
Eng. DT17 TED4 (UHZ)		6			2,00	910 IF CCL *				
C5 2.7 HDI / C5 Break 2.7 HDI	08-				2,00	911 IF U				
C5 II 2.7 HDI	08-				2,00	947 EX Cr *				
C6 2.7 HDI	05-									
2720 ccm										
150 kW (204 PS)										
Eng. DW8 TD		82,20	46,8	25		791142-00-4	803705-00-1	82,20	953707-4	-
Eng. WJC / WJY Euro 2		4	-	x	2,00	910 Cr *			A=86	
Eng. WJZ Euro 2			-1,3	66	2,00	931 P			L=154	
Berlingo / Jumpy 1.9 TD	98-		-2,2		3,00	947 EX Cr			semi	
Berlingo 1.9 D	98-02		78							
C 15 1.9 D	00-05					791142-60-4	803705-60-1	82,80	-	-
Jumpy 1.9 D	01-03									
Xsara 1.9 D	00-									
1868 ccm										
44-68 kW (60-92 PS)										
Eng. D9A / D9B / DJY		83,00	46,8	25		793723-00-4	803703-00-1	83,00	953702-4	-
Eng. DJZ		4	-	x	2,00	910 Cr P *			A=86	
BX 1.9 D	83-94		-	72	2,00	911 IF U P			L=153,5	
Berlingo 1.9 D	96-02		-2,2		3,00	947 EX Cr P			semi	
C 25 1.9 D	87-94		71,6							
Jumper I 1.9 D	94-02					793723-50-4	803703-50-1	83,50	-	-
Jumpy 1.9	95-									
Xantia 1.9 D	93-98					793723-80-4	-	83,80	-	-
Xsara 1.9 D	97-00					793723-10-4	-	84,00	-	-
ZX 1.9 D	91-97					<small>*NEW*</small>				
1905 ccm										
47-52 kW (64-71 PS)										



MODEL / ENGINE

YEAR

Dia.
CYL

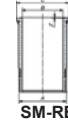
Ø x L



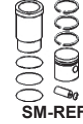
SM-REF



SM-REF.

Piston
Dia.

SM-REF.



SM-REF.

CITROËN DIESEL**Eng. XUD9 TE / TF**

Chassis / Dispatch / Jumpy
Relax Boy / Synergie / Xantia
Xsara / ZX
1905 ccm
66 kW (90 PS)

95-

83,00
43,50
2,00
3,00

793729-00-4
914 Cr *
911 IF U P
947 EX Cr P

-

83,00

-

-

793729-50-4

-

83,50

-

-

**Eng. D8B / D8C / DHV
Eng. DHW / DHX / DHY**

BX 1.9 TD
Evasion 1.9 TD
Jumper I 1.9 TD
Jumpy 1.9 TD
Xantia 1.9 TD
Xsara 1.9 TD
ZX 1.9 TD
1905 ccm
55-68 kW (75-92 PS)

93-

88-94

94-02

94-02

95-

93-01

97-00

92-97

83,00
4

46,8

-

-3,5

79,3

-

-

-

-

28
x
68
T3,00
2,00
3,00

793744-00-4
914 Cr *
911 IF U P
947 EX Cr P

803719-00-1

-

83,00

-

-

RT

NEW**803719-50-1**

83,50

-

-

Eng. DT20C (X8C) Euro 5

C5 3.0 HDI 240
C5 Break 3.0 HDI 240
C6 3.0 HDI
2993 ccm
177 kW (240 PS)

09-

09-

09-

84,00
62,00
2,00
2,00

NEW
793772-00-2
910 IF CCL P *
911 IF U P
947 EX Cr *

-

84,00

-

-

**Eng. XUD11 ATE / L
Eng. XUD11 BTE**

XM TD 12V / XM / Xantia
2088 ccm
80 kW (109 PS)

89-

85,00
43,00
2,00
3,00

793730-00-4
914 Cr *
911 IF
947 EX Cr

-

85,00

-

-

793730-50-4

-

85,50

-

-

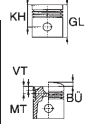


MODEL / ENGINE

YEAR



Dia.
CYL



Ø x L



SM-REF



SM-REF.



Piston
Dia.













SM-REF.



SM-REF.

CITROËN DIESEL

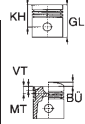
Eng. DW10 ATED / 4		85,00	46,75	28		793749-00-4	803749-00-1	85,00	-	-
Eng. DW10 TD		4	-	x	3,50	914 Cr *				
Eng. DW10 BTED / 4			-1	70	2,00	911 IF	RT			
Eng. DW10 TD / Euro 3			-18,3		3,00	947 EX Cr				
Eng. DW10 UTD			80,75							
C5 / Estate 2.0 HDI	01-04		MØ=38,01			793749-50-4	803749-50-1	85,50	-	-
Dispatch / Van 2.0 HDI 110	02-									
Synergie 2.0 HDI	99-02					793749-60-4	-	85,60	-	-
Xantia / Estate 2.0 HDI 109	99-03									
Xsara / Coupe / Estate 2.0 HDI	01-05									
C8 2.0 HDI	02-									
Synergie 2.0 HDI	99-02									
Dispatch / Flatbed / Chassis	99-									
Van 2.0 HDI 95										
C4 / Coupe 2.0 HDI	04-									
C5 2.0 HDI	04-									
C5 / Break 2.0 HDI	08-									
C4 Grand Picasso 2.0 HDI	06-									
C4 Picasso 2.0 HDI	07-									
C5 Break 2.0 HDI	04-									
C8 2.0 HDI	06-									
Dispatch / Box 2.0 HDI 140	07-									
Berlingo / Box 2.0 HDI 90	99-									
Xantia / Estate 2.0 HDI 90	99-03									
Xsara/Coupe/Estate 2.0 HDI 90	99-05									
Xsara Picasso 2.0 HDI	99-									
Berlingo 2.0 HDI	02-05									
Relay Box / Bus / Flatbed	01-									
Chassis 2.0 HDI										
1997 ccm										
62-100 kW (84-136 PS)										
Eng. DW12 TED										
Eng. DW12 TED4 / FAP										
Relay Box / Relay / Flatbed	01-									
Chassis 2.2 HDi 16V										
2179 ccm										
74/100 kW (100/136 PS)										
Eng. 4HN (DW12M TED4)		85,00				793776-00-4	-	85,00	-	-
Eng. 4HT (DW12B TED 4)		4			3,50	916 Cr *				
C Crosser 2.2 HDI	07-				2,00	911 IF U P				
C5 III 2.2 HDI	08-				3,00	947 EX CR				
2179 ccm										
115-125 kW (156-170 PS)										
Eng. 4HL (DW12C)		85,00				791120-00-4	-	85,00	-	-
Eng. 4HN (DW12M TED 4)		4			2,50	916 CCL P *				
C5 2.2 HDI 200	10-				2,00	911 IF U P				
C5 Break 2.2 HDI 200	10-				2,00	947 EX Nit S				
C-Crosser 2.2 HDI	07-									
C-Crosser Enterprise 2.2 HDI						791120-50-4	-	85,50	-	-
2179 ccm										
115-150 kW (156-204 PS)										

 MODEL / ENGINE	YEAR	 Dia. CYL	 VT MT	 Ø x L		 SM-REF	 SM-REF.	 Piston Dia.	 SM-REF.	 SM-REF.
CITROËN DIESEL Eng. P22DTE Euro 4 Eng. P22DTE Euro 4 Jumper Box 2.2 HDI 100 / 120 Jumper Bus 2.2 HDI 100 / 120 Jumper Platform Chassis 2.2 HDI 100 / 120 2198 ccm 74-88 kW (10-120 PS)	06-	86,00 4			2,00 2,00 2,00	792068-00-4 910 IF CCL 931 P 947 EX Cr * P *NEW* 792068-50-4	- - -	86,00 86,50	- -	- -
Eng. DK5 ATE / T8A Eng. DK5 THY / THZ Jumper / VSX / XM 2446 ccm 76-96 kW (103-130 PS)	94-	92,00 4	49,84 - -2,3 82	34 x 68 T	3,00 1,75 3,50	793740-00-4 914 Cr * 911 P 947 EX Cr -	803707-00-1 RT / HA / KK 803707-50-1	92,00 92,50	- -	- -
Eng. DJ5 Jumper 2.5D 2446 ccm 63 kW (86 PS)	94-	92,00 4			2,25 2,00 3,00	793747-00-4 910 Cr * 931 947 EX Cr 793747-50-4	- -	92,00 92,50	- -	- -
Eng. DJ5 T Boxer 2.5 TD 2446 ccm 76 kW (103 PS)		92,00 4			3,50 2,00 3,00	793748-00-4 914 Cr * 931 947 EX Cr	- -	92,00	- -	- -
Eng. DJ5 TED / THX Jumper 2446 ccm 79 kW (107 PS)	94-	92,00 4			3,50 2,00 3,50	793753-00-4 914 Cr * 931 947 EX Cr	- -	92,00	- -	- -
Eng. B25 / 637 Eng. CRD93L (U25/661) Eng. M25 / 629 / 660 C35 Box 2.5D/C35 Bus 2.5 D C35 Pickup 2.5D C25 Bus 2.5 D / 4x4 CX 2500 D / Ex Estate 2500 D 2500 ccm 51-55 kW (69-75 PS)	-84	93,00 4			2,00 2,00 4,00	793741-00-4 910 Cr 911 P 947 EX Cr 793741-50-4	- -	93,00 93,50	- -	- -
Eng. B 25637 Eng. CRD 93 B Eng. CRD93L (U25-661) Eng. M 22 / 629 Eng. M 25 / 629 / 637 / 651 Eng. M 25 / 660 / 661 C35 Box 2.5D/C35 Bus 2.5 D C35 Pickup 2.5D C25 Bus 2.5 D / 4x4 CX 2500 D / Ex Estate 2500 D 2500 ccm 51-55 kW (69-75 PS)	80- 80-	93,00 4	52,75 - -7,4 95 - -	30 x 78	2,50 2,00 4,00	793735-00-4 910 IF Cr S 911 P 947 EX Cr 793735-00-4	*NEW* 803716-00-1 RT *NEW* 803716-50-1	93,00 93,50	- -	- -



MODEL / ENGINE

YEAR

Dia.
CYLVT
MT

Ø x L



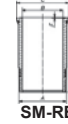
SM-REF.



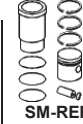
SM-REF.



SM-REF.

Piston
Dia.

SM-REF.



SM-REF.

CITROËN DIESEL**Eng. M25 / 629**CX 2500 Diesel / Pallas
Confort / Familiale / Super
Break / Reflex
2500 ccm
55 kW (75 PS)93,00
42,00
2,00
4,00**791126-00-4**
910 Cr *
931 P
947 EX Cr

-

93,00

-

-

Eng. M22 / 629CX 2500
2500 ccm
55 kW (75 PS)93,00
43,00
2,00
4,00**791141-00-4**
914 Cr *
911 P
947 EX Cr

-

93,00

-

-

Eng. XD3 PSXD
2498 ccm
51,5-56 kW (70-76 PS)

85-

94,00
42,00
2,00
4,00**793714-00-4**
910 Cr *
931
947 EX Cr

-

94,00

-

-

793714-40-4

-

94,40

-

-

Eng. 8140.63Jumper TD
2798 ccm
64 kW (87 PS)

99-

94,40
43,00
2,00
2,50**792092-00-4**
914 Cr *
911 IW U
947 EX Nit S

-

94,40

-

-

Eng. 8140.43 S125 TCAJumper
2798 ccm
90 kW (122 PS)

97-

94,40
458,75
-
-19,45
MØ=39,3
87,632
x
72
T2,50
2,00
2,50**792091-00-4**
914 Cr *
911 IF
947 EX Nit S**802018-00-1**
RT / KK / AK

94,40

-

-

792091-40-4

-

94,80

-

-

CUMMINS**Eng. 2.8L**2802 ccm
155 kW (210 PS)94,00
448,6
-
-16,4
76
MØ=52,00
-34,5
x
73,3
T2,50
2,00
3,00**790812-00-4**
914 Cr S
911 IF U P
947 EX Cr**800801-00-1**
RT / KK

94,00

-

-

790812-50-4**800801-50-1**

94,50

-

-

Eng. 3 BT 2.9

2900 ccm

102,00
3

3,00

790803-00-1
914 Cr *

-

102,00

-

-

Eng. 4 BT 3.9

3900 cm

102,00
4

2,38

911 IF P

Eng. 6 BT 5.9

5900 ccm

102,00
6

4,00

947 EX Cr











Eng. CBNPG 6B102,00
3/4/62,40
2,35
4,00**790805-00-1**
910 Cr *
911 P
947 EX Cr

-

102,00

-

-

 MODEL / ENGINE	YEAR	 Dia. CYL	 VT MT	 $\varnothing \times L$		 SM-REF	 SM-REF.	 Piston Dia.	 SM-REF.	 SM-REF.
CUMMINS Eng. 6C 8.3 Eng. 6CTAA 8.3 Engine Eng. 6CT 8.3 Euro 2 JCB 456 8270 ccm 127-274 kW (172-372 PS) Eng. ISC 8.3L Euro 3 Engine 8270 ccm 238 kW (319 PS)		114,00 6			3,50 3,00 4,00	790816-00-1 914 IW Cr * 917 IW P 947 EX Cr	-	114,00	950801-1 <small>*NEW*</small> A=123 L=235,30 H=123 C=131 F=1,20	-
Eng. 6CTA 8.3 Euro 2 Engine 8270 ccm 127-274 kW (172-372 PS)		114,00 6			3,50 3,00 4,00	790816-00-1 914 IW Cr * 917 IW P 947 EX Cr	-	114,00	-	-
Eng. 6CT 8,3 ltr. Eng. L/6 C-Series Eng. CTA 8,3/6 Eng. CTAA 8,3		114,00			3,50 3,00 4,00	790817-00-1 914 IW CR * 911 IF U P 947 EX Cr	-	114,00	-	-
Eng. Small Cam D V6 V8		117,47 V6 V8	57,09 - - -10,71 100,254	34,92 x 90,12	3,05 2,38 2,77	790820-00-1 914 Cr * 910 IW Cr * 947 OI EX Cr *	800820-00-1 RT	117,47	-	-
Eng. L10 225 C/A / 250 A/B/C / 275 A 290 C / A225 / C225 / C250 Eng. LT10 A / C C290 / C300		125,00 6	78,85 - - -11,85 124,3	54 x 98,2	3,16 3,20 4,75	790825-00-1 914 IW Cr * 914 IF U Cr * 947 EX Cr	800825-00-1 RT	125,00	950825-1 A=137,95 L=241,40 H=100 C=145,97 F=1,25	-
Eng. NH 200 / 220 Eng. NHK 200 BD Eng. AR 4780		130,18 6	101,65 -18,65 -5,65 - 159	50,7 x 110	3,91 3,91 3,91 6,32	790827-00-1 914 Cr * 914 IW P 914 IW P 947 OI EX Cr	800827-00-1 RT	130,18	950827-1 A=145,54 L=301,62 H=11,15 C=155,62	810827-1

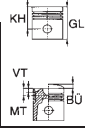


MODEL / ENGINE

YEAR



Dia.
CYL



VT
MT



Ø x L



SM-REF



SM-REF.



Piston
Dia.



SM-REF.



SM-REF.

CUMMINS

Eng. NT855

139,70
6

3,91 914 Cr *
3,15 917 IW P *
3,15 917 P *
4,75 947 OI EX Cr

790831-00-1

3,91 914 Cr *
3,15 917 IW P *
3,15 917 P *
4,75 947 OI EX Cr S

NEW

790837-00-1

3,91 914 Cr*
3,15 917 IW P*
3,15 917 P*
4,75 947 EX Nit S

Eng. NT855

139,70
6

95,69
2,25
-
-9,9
155,19

50,7
x
119,7

3,91 914 Cr *
3,15 917 IW Cr *
3,15 917 P *
4,75 947 OI EX Cr

790833-00-1

3,91 914 Cr *
3,15 917 IW Cr *
3,15 917 P *
4,75 947 EX Cr

800832-00-1

RT

139,70

950832-1
A=157,48
L=288,16
H=9,017
C=166,751
F=1,77

Eng. N14

139,70
6

102,35
-
-1,8
-15,8
159,35

63,5
x
114,5

3,96 914 Cr *
2,92 917 IW Cr *
4,75 947 EX Nit S

790835-00-1

800835-00-1

DRT / HA

139,70

Eng. KT19

158,75
1

3,97 914 Cr*
3,97 917 IW CR P*
4,76 947 EX Cr S

790836-00-1

NEW

-

158,75

DACIA

1210

Eng. 688-09
1108 ccm
26 kW (35 PS)

65-
70,00
4

1,75 910 IF Cr *
2,00 931 P
3,50 947 EX P

793806-00-4

-

70,00

1300 / 1310

Eng. 810.03/25/26/29
1289 ccm
27-44 kW (37-60 PS)

70-
73,00
4

1,75 910 Cr *
2,00 911 P
4,00 947 EX

793807-00-4











-

73,00

793807-50-4

-

73,50

 MODEL / ENGINE	YEAR	 Dia. CYL	 VT MT	 Ø x L		 SM-REF	 SM-REF.	 Piston Dia.	 SM-REF.	 SM-REF.
DACIA 1410 Eng. C1J 1397 ccm 50 kW (68 PS)	70-	76,00 4			1,75 2,00 4,00	793809-00-4 910 IF Cr * 931 P 3PC Cr P	-	76,00	-	-
Logan 1.6 MPI Euro 4 Eng. K7M 710 1598 ccm 64 kW (87 PS)	05-	79,50 4	28,3 - - 51,6 - -	19 x 62	1,50 1,50 2,50	793841-00-4 910 IF Cr * 931 P 3PC Cr P 793841-25-4 793841-50-4	- - *NEW* 803735-00-1 *NEW* 803735-50-1	79,50 79,75 80,00	- - -	- - -
Logan 1.4 Logan 1.4 MPI LPG Logan Express 1.4 Logan MCV 1.4 Logan Pickup 1.4 Sandero 1.4 Solenza 1.4 Eng. K7J 710 / 714 1390 ccm 53-55 kW (72-75 PS)	04- 06- 09- 07 09 08- 03-	79,50 4			1,50 1,50 2,50	793841-00-4 910 IF Cr * 931 P 3PC Cr P 793841-25-4 793841-50-4	- - -	79,50 79,75 80,00	- - -	- - -
Duster 1.6 16V Duster 1.6 16V Hi-Flex Duster 1.6 16V LPG Logan 1.6 16V Logan 1.6 16V Flexifuel Logan MCV 1.6 16V Logan MCV 1.6 16V Hi-Flex Sandero 1.6 16V Sandero 1.6 16V Bifuel Eng. K4M 690 / 694 / 696 Eng. K7M 710 1598 ccm 64-77 kW (87-105 PS)	10 10- 11- 06- 10- 07- 09- 11- 11-				1,20 1,50 2,50	793842-00-4 910 Cr S Fe 931 P 3PC Cr P 793842-50-4	- -	79,50 80,00	- -	- -
Logan 1.4 Logan 1.4 MPI LPG Logan Express 1.4 Logan MCV 1.4 Logan Pickup 1.4 Sandero 1.4 Solenza 1.4 Eng. K7J 710 / 714 1390 ccm 53-55 kW (72-75 PS)	04- 06- 09- 07 09 08- 03-	79,50 4	35,83 - - 58 - -	19 x 62	1,50 1,50 2,50	793841-00-4 910 IF Cr * 931 P 3PC Cr P 793841-25-4 793841-50-4	803841-00-1 - 803841-50-1	79,50 79,75 80,00	- - -	- - -

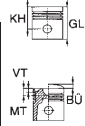


MODEL / ENGINE

YEAR



Dia.
CYL



Ø x L



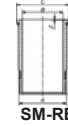
SM-REF



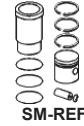
SM-REF.



Piston
Dia.



SM-REF.



SM-REF.

DACIA DIESEL

Eng. K9K 792 / 796

Logan 1.5 dCi
1461 ccm
50-63 kW (68-86 PS)

07-

76,00
4

41,78
-0,48
-0,28
-14
66
MØ=39,70

25
x
60
T
2,00
2,00
2,50

793845-00-4
910 Cr *
931 P
947 EX Nit S
793845-50-4

803830-00-1
-
76,50

76,00
-
76,50

-
-
-

-
-
-

41,8
-0,25
-0,4
-14
66
MØ=39,65
MV=2,6

26
x
60
T
2,00
2,00
2,50

793845-00-4
910 Cr *
931 P
947 EX Nit S
793845-50-4

803831-00-1
-
76,50

76,00
-
76,50

-
-
-

-
-
-

Eng. F8Q 630

Solenza 1.9 D
1870 ccm
47 kW (64 PS)

03-

80,00
4

42,35
-
-
-4,5
70,5

24
x
63
2,00
2,00
3,00

793722-00-4
910 Cr *
911 P
947 EX Cr
793722-50-4

803840-00-1
RT
803840-50-1

80,00
-
80,50

-
-
-

-
-
-

DAEWOO

Tico 0.8

Matiz 0.8i
Eng. F8C / F8CV
796 ccm
30-41 kW (41-56 PS)

91-05
98-05

68,50
3

25
-
-
-2,6
55
-
MØ=53,9
-

16
x
54
1,20
1,50
2,80

791401-00-3
910 IF Cr P S
931 P
3PC Cr
791401-25-3
791401-50-3

801401-00-1
-
801401-25-1
801401-50-1

68,50
-
68,75
69,00

-
-
-

-
-
-

Aveo 1.2

1150 ccm
53 kW (72 PS)

68,50
4

1,20
1,20
2,50

791402-00-4
910 IF Cr S
911 P
3PC Cr
791402-25-4
791402-50-4

-
-
-

68,50
-
68,75
69,00

-
-
-

-
-
-

1500

Eng. 4G15
Eng. G15B
1468 ccm

89-
85-

75,50
4

1,50
1,50
4,00

792462-00-4
910 IF Cr S
911 P
3PC Cr
792462-50-4
NEW

-
-
-

75,50
-
76,00

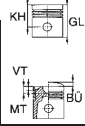
-
-
-

-
-
-



MODEL / ENGINE

YEAR

Dia.
CYLVT
MT

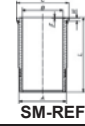
Ø x L



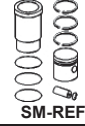
SM-REF



SM-REF.

Piston
Dia.

SM-REF.



SM-REF.

DAEWOO

Cielo
Espero
Nexia 1.5i
Racer 1.5i
Eng. A15MF
1498 ccm
51-60 kW (70-90 PS)

97-	76,50	28	18		793548-00-1	801407-00-1	76,50	-	-
93-99	4	-	x	1,50	910 IF Cr S				
95-97		-	55	1,50	931 P				
97-		-3,5		3,00	3PC Cr				
		51,1							
		-							
		MØ=59,7			793548-25-4	-	76,75	-	-
		-			793548-50-4	801407-50-1	77,00	-	-
					793548-75-4	-	77,25	-	-
					793548-10-4	-	77,50	-	-
		28	18		793548-00-1	801412-00-1	76,50	-	-
		-	x	1,50	910 IF Cr S				
		-	55	1,50	931 P				
		-2,84		3,00	3PC Cr				
		48,1							
		-			793548-25-4	-	76,75	-	-
		MØ=58,8			793548-50-4	801412-50-1	77,00	-	-
		-			793548-75-4	-	77,25	-	-
					793548-10-4	-	77,50	-	-

Kalos 1.4 / Lacetti 1.4
Aveo 1.4
Eng. 4NB D MT
Eng. 5HB D AT + MT
1399 ccm
69 kW (94 PS)

	77,90				791403-00-4	-	77,90	-	-
	4			1,20	910 Cr S Fe				
				1,50	931 P				
				2,50	3PC Cr				

Lanos / Nubira / Espero
Racer 1.6 i
Eng. LPG 1.6 / C16 LZ2
Eng. A16DM / A16MF
1598 ccm
55 kW (75 PS)

	79,00	28	18		793538-00-4	803511-00-1	79,00	-	-
	4	0,4	x	1,20	910 Cr S				
		-	55	1,50	931 P				
		-2,7		3,00	3PC Cr P				
		48,4			793538-25-4	-	79,25	-	-
					793538-50-4	803511-50-1	79,50	-	-
					793538-10-4	803511-10-1	80,00	-	-

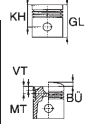
Lacetti 1.8 / Viva 1.8
Eng. X 18 XE1
Eng. Z 18 XEL
1796 ccm
89 kW (121 PS)

	80,50				793549-00-4	-	80,50	-	-
	4			1,20	910 Nit S				
				1,20	931 P				
				2,00	3PC Nit				
					793549-50-4	-	81,00	-	-



MODEL / ENGINE

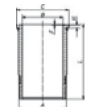
YEAR

Dia.
CYL $\varnothing \times L$ 

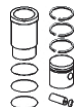
SM-REF



SM-REF.

Piston
Dia.

SM-REF.



SM-REF.

DAEWOO

Brougham 1.8i
Espero 1.8i
Leganza 1.8i
Prince 1.8i
Super Saloon 1.8i
 Eng. C18 LE
 1796 ccm
 66-70 kW (90-95 PS)

96- 84,80
 95-99 4
 97-02
 97-
 97-

1,50
 1,50
 3,00

793534-00-4
 910 IF Cr P S
 931 P
 3PC Cr

84,80

-

-

Leganza 1.8i
New Price 1.8i
Nubira 1.8i
 Eng. D-TEC / C20NE
 1998 ccm
 85 kW (116 PS)

97-02 86,00
 96-97 4
 96-03

1,50
 1,50
 3,00

793535-00-4
 910 IF Nit S
 931 P
 3PC Cr P

86,00

-

-

Leganza 2.2i
 Eng. X22 SE
 2198 ccm
 100 kW (143 PS)

98-02

86,50

-

-

DAEWOO DIESEL

Eng. D 2366 T
 D2 A

123,00
 6

-

-

123,00

951401-1
 A=127
 L=270
 H=8,05
 C=133

-

Eng. DV15 T
 Industrial
 14618 ccm

128,00
 8

3,50
 3,00
 5,00

791420-00-1
 914 Cr *
 911 Cr IW U
 947 Cr

128,00

-

-

3,50
 3,00
 4,00

791421-00-1
 914 Cr *
 911 Cr IW U
 947 EX Cr

128,00

-

-

DAF

Eng. 810.03 / 29
 DAF 66
 1289 ccm
 29-40 kW (40-54 PS)

73-75 73,00
 4
 37,5
 0,2
 -
 -
 62,7

20
 x
 67

1,75
 2,00
 4,00

793807-00-4
 910 Cr *
 911 P
 947 EX

-

73,00

-

-

793807-50-4

-

73,50

-

-

Eng. 810.03 / 25 / 26 / 29
 DAF 66
 1289 ccm
 40 kW (54 PS)

73-75 73,00
 4

1,75
 2,00
 4,00

793826-00-4
 910 Cr *
 931 P
 3PC Cr

-

73,00

-

-



MODEL / ENGINE

YEAR	Dia. CYL	KH GL VT MT	Ø x L		SM-REF	SM-REF.	Piston Dia.	SM-REF.	SM-REF.
------	-------------	----------------------	-------	--	--------	---------	----------------	---------	---------

DAF											
Eng. DJ5 T Serie 400 / LDV 2446 ccm 76-96 kW (103-130 PS)	96-	92,00 4	49,84	34	x 68 T	3,00 1,75 3,50	793740-00-4 914 Cr * 911 P 947 EX Cr	803707-00-1 RT / HA / KK	92,00	-	-
				-2,3 82							
Eng. XD3 P Serie 400 EN 2498 ccm 51,5-56 kW (70-76 PS)		94,00 4				2,00 2,00 4,00	793714-00-4 910 Cr * 931 947 EX Cr	-	94,00	-	-
								793714-40-4	-	94,40	-
Eng. XD3 T Serie 400 ET 2498 ccm 71 kW (96 PS)		94,00 4				3,00 2,00 4,00	793718-00-4 914 Cr * 911 P 947 EX Cr	-	94,00	-	-
								793718-40-4 *NEW*	-	94,40	-
Eng. CT108 L 45.150 5880 ccm 95-120 kW (130-163 PS)	91-	102,00 6				3,00 2,38 4,00	791314-00-2 914 Cr * 911 IF P 947 EX Cr	-	102,00	-	-
Eng. DF 615 900 / 1100 / 1200 / 1400 / 1600 Eng. DT 615 / DTD 615 A1600 DF / A1700 / 1800 6170 ccm 45-123 kW (61-168 PS)	66-93	104,17 6	81,92	38	2,50	2,50	791310-00-2 910 Cr P 911 P 911 P 946 EX P 946 P	801301-00-1 RT	104,17	951301-1 A=109,01 L=239 H=8,05 C=117	811301-1
	66-78		-	x 88	2,50 6,00 6,00						
Eng. DH825 Series F 2000 Series F 2005 Series F 2100 / 2200 / 2300 / 2305 Series F 2103 Series F 2105 Series F 2205 Series SB 2005 8250 ccm 115-184 kW (156-250 PS)	68-79	118,00 6				3,00	791302-00-1 910 Cr P S 911 P 911 P 947 EX Cr	-	118,00	-	-
	72-79					3,00					
	78-81					3,00					
	82-91					6,00					
	78-91										
	73-79										

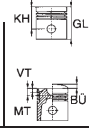


MODEL / ENGINE

YEAR



Dia.
CYL



VT
MT



Ø x L



SM-REF.



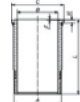
SM-REF.



SM-REF.



Piston
Dia.



SM-REF.



SM-REF.

DAF

Eng. DH / DHB / DHR 825
Eng. DHS 825 / 825 SM
Eng. DHT 825
Eng. DHTD 825
Eng. DHU 825
Eng. DU 825
Eng. H 825 / S 825

Series A 2000 69
 Series AZ 1900 72-76
 Series F 1602 71-
 Series F 1800 / 2305 78-91
 Series F 2000 / 2005 / 2100 / 2103 72-91
 Series F 2105 / 2200 / 2205 / 2300 73-91
 Series F 2303 81-91
 Series F 2500 / 2505 / 2525 / 2535 76-91
 Series FB 2100 80-
 Series SB 2000 / 2005 78-93
 Series SB 2300 / 2305 76-91
 Series TB 2100 81-91
 8250 ccm
 105-217 kW (143-294 PS)

118,00
6

3,50
3,00
3,00
6,00

^{*NEW*}
791303-00-1

914 Cr *
911 P
911 P
947 EX Cr

118,00

Eng. PF183 M / 212 M
Eng. PF235 M

F75-CF250, F75-CF290
 F75-CF320
 9186 ccm
 183-235 kW (249-320 PS)

118,00
6

-98

3,50
3,00
4,00

791313-00-2

914 Cr *
911 P
947 EX Cr

118,00

Eng. RS 180 / 200 / 222

FA 75.300
 8650 ccm
 222 kW (302 PS)

92-96

Eng. PF212 M Euro 2

75 CF 290
 9200 ccm
 212 kW (288 PS)

98-00

118,00
6

3,50
3,00
4,00

791322-00-1

916 Cr *
911 P
947 EX Cr

118,00

Eng. PF235 M Euro 2

75 CF 320
 235 kW (320 PS)

98-00

Eng. PF183 M Euro 2

183 kW (249 PS)

98-00

Eng. DKX / DKXE / ATI
Eng. DKZ / DKSE 1160

ATI3300 / 3305 / 3325 / 3603
 3605 / 3625
 11630 ccm
 212-274 kW (288-373 PS)

84-

130,00
6

101
-
-4
-29,1
169,5

52
x
106

3,16
3,16
3,16
6,33

791304-00-1

916 Cr *
911 P
911 P
947 EX Cr

801305-00-1

RT / HA / AK

130,00

951303-1
 A=136,03
 L=288,3
 H=10,05
 C=143,6

811305-1

Eng. ATI 1160

11630 ccm
 212-274 kW (288-373 PS)

130,00
6

3,16
3,16
6,33

791306-00-1

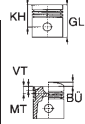
916 Cr *
911 P
947 EX Cr

130,00



MODEL / ENGINE

YEAR

Dia.
CYL

Ø x L



SM-REF



SM-REF.

Piston
Dia.

SM-REF.



SM-REF.

DAF

Eng. XF 250 M / XF 280 M
Eng. XF 315 M / XF 355 M
Euro 2

85.340 / 85.380 / 85.430
95.380
95.430 / 95.480
12583 ccm
250-355 kW (340-483 PS)

98-
97-02
97-

130,00

6

95

-

-1

-21,7

143

-

MØ=82

-

52

x

106

T

4,00

3,16

4,00

791307-00-1

916 Cr *

911 P

947 EX Cr

NEW

801307-00-1

RT

130,00

NEW

951303-1

A=136,03

L=288,3

H=10,05

C=143,6

-

Eng. DKSE / DKS / DKV
Eng. DKVL / DKSB
Eng. DKFL / DKXE
Eng. DHS / DKZ 1160

DKS 325 / 340 / 360 / 380
390 / 450 / 475 / 500 / 540
FA / FAR / FAT / FT 2800
2805 / 3300 / 3305 / 3325
11630 ccm
139-260 kW (189-354 PS)

73-

130,00

6

101

-

-4

-29,1

169,5

48

x

111

3,16

3,16

3,16

6,33

791304-00-1

916 Cr *

911 P

911 P

947 EX Cr

801304-00-1

RT / HA / AK

130,00

951303-1

A=136,02

L=288,5

H=10

C=143,6

811304-1

Eng. DKT / DKTD

DKTL 1160
DKTD 325 / 360 / 380 / 390
392 / 447 / 450 / 475 / 500
540 / 2200 / 2600 / 2605
11630 ccm
185-198 kW (252-270 PS)

73-86

Eng. WD 259**Eng. WS 225 / 242 / 268****Eng. WS 282 / 295 / 315**

FA 85.330 / FA / FAR

FAT / FT / FTG / FTS

FTT 95.310-430

ATI / Marine engine

11622-11630 ccm

225-315 kW (306-428 PS)

88-

130,00

6

4,00

3,16

4,00

791312-00-1

914 Cr *

911 Cr

947 EX Cr

-

130,00

-

-

Eng. MX 300 S Euro 4/5**Eng. MX 340 S Euro 4/5****Eng. MX 375 Euro 5****Eng. MX 375 S Euro 4/5**

XF 105.410 / .460 / .510

CF 85.410 / .460 / .510

Phoenix 410 / 460 / 510

12900 ccm

300-375 kW (408-510 PS)

06-
06-
11-

130,00

6

4,00

3,16

4,00

NEW

791316-00-1

914 IF CCL *

911 P

947 EX Cr

-

130,00

-

-

DAIHATSU**Boon / Cuore / Sirion**

Eng. 1KR-FE

998 ccm

50-53 kW (68-71 PS)

05-

71,00

3

1,00

1,00

1,50

799601-00-3

910 IF Cr S

931 P S

3PC Cr

-

71,00

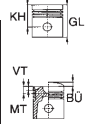
-

-



MODEL / ENGINE

YEAR

Dia.
CYLVT
MT

Ø x L



SM-REF



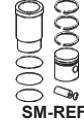
SM-REF.



SM-REF.

Piston
Dia.

SM-REF.



SM-REF.

DAIHATSU**Eng. DO7**72,00
31,50
1,50
2,80**797034-00-3**910 CR *
911 P
3PC Cr

NEW

797034-50-3**Mira Gino / Storia**Eng. EJ
989 ccm
41-43 kW (55-58 PS)98-05
72,00
31,20
1,20
2,50**797035-00-3**910 IF Cr S
931 P
3PC Cr

NEW

797035-50-3**Materia**Eng. K3-VE
1297 ccm
68 kW (92 PS)06-12
72,00
41,20
1,20
2,00**799605-00-4**910 Cr S
931 P
3PC Nit P**Gran-Max
Luxio
Taruna
Terios**Eng. 3SZ-VE
1495 ccm
80 kW (108 PS)09-
04-06
06-
72,00
41,20
1,20
2,00**799612-00-4**910 IF Cr S
931 P
3PC Nit P

NEW

799612-50-4**Extol 1.3i 16V
Terios / YRV 1.3i 16V
bB 1.3i 16V**Eng. K3VE / K3VET
1298 ccm
63-95 kW (86-129 PS)99-
00-
05-
72,00
41,20
1,20
2,00**797038-00-4**910 IF Cr S P
931 P
3PC Nit**Sirion 1.3i 16V**Eng. K3VE2
1298 ccm
75 kW (102 PS)

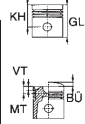
00-

CharadeEng. HC
993 ccm
37-41 kW (50-56 PS)77-86
76,00
41,20
1,50
3,00**797026-00-4**910 IF Cr S
931 P
3PC Nit**Ferosa / Charade
Rocky**Eng. HD
1589 ccm
55-77 kW (75-105 PS)**Charmant**Eng. T
1407 ccm
70 kW (95 PS)74-78
80,00
41,50
2,00
4,00**799621-00-4**910 Cr S
911 P
3PC Cr



MODEL / ENGINE

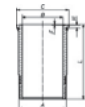
YEAR

Dia.
CYL

SM-REF



SM-REF.

Piston
Dia.

SM-REF.



SM-REF.

DONG FENG

Eng. WD 615

126,00
63,45
3,00
4,00**790030-00-1**
914 IF Cr P *
911 IF U Cr P
947 EX Cr P

-

126,00

-

-

FAP-FAMOS

Eng. OM 352 / 353

.906 / 949 / 968
L408 / 508 / LS508 / LP608
LT608 / L613 / 710 / 809
L810 / LP808 / 811 / 813
911B / 913 / 1013 / 1113B
L1213 / LP1313 / 1413
L1513 / 1613 / O302 / 309
O312 / 321 / 322
Tractor 65 / 70 / 700 / 800
LS911 / LPS911 / LS1113
LPS1113 / 1100 / 1300
U54-U425 / U900-900
5673 ccm
96 kW (130 PS)

-73

97,00
665,2
-
-20
115,7
MØ=5536
x
82,53,00
3,00
3,00
5,50
5,50**791017-00-1**
916 Cr *
911 P
930 P
947 EX Cr
946**801031-00-1**
RT

97,00

951030-1
A=101
L=222
H=5,2
C=104
semi

-

64-81

64,8
-
-20
115,3
MØ=55**791017-50-1****801031-50-1**

97,50

951067-1
A=100,4
L=222
H=5,1
C=103,5
semi

-

64,6
-
-20
115,1
MØ=55**791017-10-1****801032-00-1**
RT

98,00

951067-50-1
A=102,00
951067-10-1
A=103,00

-

-

Eng. OM 352 / 353

.900 / 04 / 06 / 07 / 09 / 11 / 14
.32 / 33 / 41-46
964-70 / 76
981-84 / 86 / 89 / 90
L408 / 508 / LS508 / LP608
LT608 / L613 / 710 / 809
L810 / LP808 / 811 / 813
911B / 913 / 1013 / 1113B
L1213 / LP1313 / 1413
L1513 / 1613 / O302 / 309
5675 ccm
110-124 kW (125-168 PS)

74-82

97,00
665,2
-
-20
115,736
x
82,53,00
3,00
3,00
5,50**791030-00-1**
916 Cr *
911 P
911 P
947 EX Cr**801075-00-1**
RT

97,00

951030-1
A=101
L=222
H=5,2
C=104
semi

-

64,9
-
-20
115,4**791030-50-1****801075-50-1**
RT

97,50

951067-1
A=100,4
L=222
H=5,1
C=103,5
semi

-

64,6
-
-20
115,1**791030-10-1****801075-10-1**
RT

98,00

951067-50-1
A=102,00
951067-10-1
A=103,00

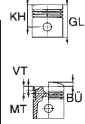
-

-



MODEL / ENGINE

YEAR

Dia.
CYL

Ø x L



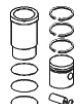
SM-REF



SM-REF.

Piston
Dia.

SM-REF.



SM-REF.

FAP-FAMOS**Eng. OM 352 A**

353.909-914 / 950-954
970-972 / 976
1013 / 1113 / 1213 / 1313
1513 / 1613 / 1813 / 917
1017 / 1217 / 1417 / 1617
MB Trac 300 / 1100 / 1300
5675 ccm
92-127 kW (125-173 PS)

71-82

97,00
665,2
-
-2,2
-20
105,236
x
82,5
2,50
2,50
4,00**791031-00-1**
916 Cr *
911 IW U P
947 EX Cr**801072-00-1**
RT

97,00

951030-1
A=101
L=222
H=5,2
C=104
semi

-

791031-50-1**801072-50-1**
RT

97,50

951067-1
A=100,4
L=222
H=5,1
C=103,5
semi

-

791031-10-1**801072-10-1**
RT

98,00

951067-50-1
A=102,00

-

951067-10-1
A=103,00

-

Eng. OM 364

.900 / 06 / 07 / 12
3972 ccm
66/85 kW (90/115 PS)

97,50
462,8
-
-
-22,7
107,836
x
82,5
2,50
2,50
4,00**791044-00-1**
916 Cr *
911 IW U P
947 EX Cr**801078-00-1**
RT

97,50

951067-1
A=100,4
L=222
H=5,1
C=103,5
semi

-

Eng. OM 366

.900 / 05 / 07 / 09 / 10 / 12 / 14
.917 / 19 / 30 / 33

84-

97,50
6

MØ=48

791044-25-1

-

97,75

-

791044-50-1**801078-50-1**

98,00

-

Eng. OM 366.915 E1

709 / 809 / 811 / 814 / 914
1314 / 1414 / 1614 / O301
5958 ccm
97/100 kW (132/136 PS)

-

951067-10-1
A=103,00

-

Eng. OM 364 A

.901 / 50 / 52 / 54 / 80 / 81

97,50
462,8
-
-
-22,35
107,8
MØ=5636
x
82,5
2,50
2,50
4,00**791044-00-1**
916 Cr *
911 IW U P
947 EX Cr**801066-00-1**
RT

97,50

951067-1
A=100,4
L=222
H=5,1
C=103,5
semi

-

Eng. OM 364 LA

.901 / 50 / 52 / 54 / 80 / 81
1717/Unimog 90/110/140/811
3972 ccm
85-129 kW (115-175 PS)

-

791044-25-1

-

97,75

-

791044-50-1**801066-50-1**

98,00

-

Eng. OM 366 A

.901 / 51 / 53 / 55 / 57 / 60
.962 / 65 / 71 / 74

84-

97,50
6

-

Eng. OM 366 LA

.901 / 80 / 81 / 83 / 88 / 90 / 92
.994 / 97
817/ 917 / 1117 / 1217 / 1317
1417 / 1617 / O301 / O402
1119 / 1120 / 1317 / 1320
1619 / 1620 / 2219 / 2220
5958 ccm
125/148 kW (170/201 PS)

-

951067-50-1
A=102,00

-

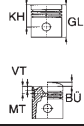
951067-10-1
A=103,00

-



MODEL / ENGINE

YEAR

Dia.
CYL $\varnothing \times L$ 

SM-REF



SM-REF.

Piston
Dia.

SM-REF.



SM-REF.

FAP-FAMOS**Eng. OM 364 Euro 1**.918 - 921
3972 ccm
63 kW (86 PS)

92-

97,50
462,8
-36
x
82,52,50
2,50
4,00**791044-00-1**
916 Cr *
911 IW U P
947 EX Cr**801068-00-1**
RT

97,50

951067-1
A=100,4
L=222
H=5,1
C=103,5
semi

-

Eng. OM 366 Euro 1.901-913 / 15 / 16
5958 ccm
95-100 kW (129-132 PS)

92-

97,50
6

MØ=43

791044-25-1
791044-50-1-
-97,75
98,00**951067-50-1**
A=102,00

-

951067-10-1
A=103,00

-

Eng. OM 364 LA.901-504 Euro 1
814
3970 ccm
102 kW (139 PS)

93-

97,50
662,8
-
-22,6
107,836
x
82,5
T2,50
2,50
4,00**791044-00-1**
916 Cr *
911 IW U P
947 EX Cr**801069-00-1**
RT

97,50

951067-1
A=100,4
L=222
H=5,1
C=103,5
semi

-

791044-25-1

-

97,75

951067-50-1
A=102,00

-

791044-50-1

-

98,00

951067-10-1
A=103,00

-

Eng. OM 366 LA**Eng. OM 366 LA**356.979 / 89 / 91 / 99 / Euro 1
356.978 / 86 / 87 / 90 / 92
.996 / Euro 1
1120 / AF / F / 1224 AF / 1320
1520 / 1720 / 1820 / 1920
5955 ccm
155/177 kW (211/240 PS)

93-

93-

97,50**791044-25-1**
791044-50-1-
-97,75
98,00**951067-50-1**
A=102,00

-

951067-10-1
A=103,00

-

Eng. 2F-B / 2 FU-B142/147 kW (173/200 PS)
11040 ccm

80-

125,00
63,50
3,00
6,00**790015-00-1**
914 Cr *
911 P
947 EX Cr-
-

125,00

-

-

Eng. 2 FP-B / 2 FUP-B170/191 kW (231/260 PS)
11040 ccm

80-

OM 441 AO 303
10960 ccm
200 kW (272 PS)

89-

128,00
63,00
3,00
4,00**791033-00-1**
916 Nit S
911 IW U Cr
947 EX Cr-
-

128,00

-

-

OM 442 LA1644 / 1748 / 1844 / 1944
2044 / 2244 / 2448 / 2544
2644 / 3548
14618 ccm
320-362 kW (435-492 PS)

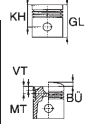
85-

128,00
8**OM 444 A**Stationary engine
21920 ccm**128,00**
12



MODEL / ENGINE

YEAR

Dia.
CYLVT
MT

Ø x L



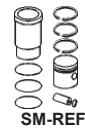
SM-REF



SM-REF.

Piston
Dia.

SM-REF.



SM-REF.

FIAT

850

Eng. 100 G000 / 002
843 ccm
25/28 kW (34/37 PS)

64-72

65,00
430,75
-
-
61,2520
x
541,75
2,00
3,94792005-00-4
910 IF Cr
931 P
948 EX P

802001-00-1

65,00

-

-

127 / 850

Eng. 100 GF000

64-85

65,00

30,75

20

1,75

792005-40-4

802001-40-1

65,40

-

-

Panda

Eng. 100 GL000 / ECE 146
903 ccm
25-33,5 kW (35-47 PS)

82-85

65,00

30,75

20

1,75

792005-60-4

802001-60-1

65,60

-

-

802001-60-4

-

65,80

-

-

Panda 750

Eng. 156 A 4.000
Eng. M 204 AA.07.0
Eng. 145 A 4.000
770 ccm
25 kW (34 PS)

86-97

65,00
4

30,75

20

1,50
1,50
3,00792061-00-4
910 IF S
911 P
3PC Cr

-

65,00

-

-

792061-40-4

-

65,40

-

-

Cinquecento 0.9 i.e.

Eng. 170 A1.000
Eng. 170 A1.046
843 ccm
25-36 kW (34-49 PS)

91-93

65,00

30,75

20

1,50

792061-00-4

-

65,00

-

-

Panda 1000

Eng. M 204 BA
Eng. M 156 A2 / A3
Eng. M 204 AA / 156 A
999 ccm
33/37 kW (45/50 PS)

85-93

70,00

33,9

17,98

1,50
1,50
3,00792062-00-4
910 IF Cr * S
911 Fe
3PC Cr

802002-00-1

70,00

-

-

Uno 45

Eng. M 204 BA

85-90

70,00

33,9

17,98

1,50

792062-00-4

802002-00-1

70,00

-

-

Eng. M 156 A2 / A3

85-90

70,00

33,9

17,98

1,50

792062-00-4

802002-00-1

70,00

-

-

Uno

Eng. M 204 BA
Eng. M 156 A2 / A3
Eng. M 204 AA / 156 A
999 ccm
33/37 kW (45/50 PS)

88-

70,00

33,9

17,98

3,00

792062-00-4

802002-00-1

70,00

-

-

Uno

Eng. M 204 BA
Eng. M 156 A2 / A3
Eng. M 204 AA / 156 A
999 ccm
33/37 kW (45/50 PS)

88-

70,00

33,9

17,98

3,00

792062-40-4

802002-40-1

70,40

-

-

Cinquecento 1.1 I

Eng. 176 A6.000 / B2.000
Eng. M 204 AA 11.0
Eng. 187 A1.000
1108 ccm
37-42 kW (50-57 PS)

94-98

70,00

30

17,98

1,20

792083-00-4

802036-00-1

70,00

-

-

Panda I 1100

Eng. 176 A6.000 / B2.000
Eng. M 204 AA 11.0
Eng. 187 A1.000
1108 ccm
37-42 kW (50-57 PS)

95-04

70,00

30

17,98

1,20

792083-00-4

802036-00-1

70,00

-

-

Panda II 1.1

Eng. 176 A6.000 / B2.000
Eng. M 204 AA 11.0
Eng. 187 A1.000
1108 ccm
37-42 kW (50-57 PS)

03-11

70,00

30

17,98

1,20

792083-00-4

802036-00-1

70,00

-

-

Punto I 1.1

Eng. 176 A6.000 / B2.000
Eng. M 204 AA 11.0
Eng. 187 A1.000
1108 ccm
37-42 kW (50-57 PS)

93-00

70,00

30

17,98

2,50

792083-00-4

802036-00-1

70,00

-

-

Seicento 1.1

Eng. 176 A6.000 / B2.000
Eng. M 204 AA 11.0
Eng. 187 A1.000
1108 ccm
37-42 kW (50-57 PS)

98-10

70,00

30

17,98

2,50

792083-00-4

802036-00-1

70,00

-

-

792083-40-4

802036-40-1

70,40

-

-

792083-80-4

-

70,80

-

-

Brava / Bravo / Doblo

Eng. 176 A7.000 / A8 / B4
Eng. B9 / 178 B5 / E2 / 182 B2
Eng. 188 A4 / A5 / 223 A5
1242 ccm
44-63 kW (60-86 PS)

93-

70,80
428
-
-1,4
-2,1
48
-
MØ=60
-18
x
531,20
1,20
2,50792084-00-4
910 IF Cr S
911 P
3PC Cr

802022-00-1

70,80

-

-

792084-40-4

802022-40-1

71,20

-

-

792084-60-4

802022-60-1

71,40

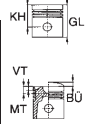
-

-



MODEL / ENGINE

YEAR

Dia.
CYLVT
MT

Ø x L



SM-REF



SM-REF.

Piston
Dia.

SM-REF.



SM-REF.

FIAT

Brava 1.2 16V
Bravo I 1.2 16V
Idea 1.2 16V
Palio / Siena 1.2
Punto 1.2 16V
Siena 1.2
 Eng. 188 A5.000 Euro 3 Fire
 1242 ccm
 59 kW (80 PS)

00-01
00-01
04-
01-
99-
01-70,80
4
-
-2,2/-3
-5,10
48
-
MØ=60
-17,98
x
491,20
1,20
2,50792084-00-4
910 IF Cr S
911 P
3PC Cr*NEW*
802026-00-470,80
71,20
71,40-
-
--
-
-

500 / 500 Abarth
Bravo / Doppo / Idea
Linea / Panda / Punto
 Eng. M 671 AA.14 Z
 1368 ccm
 57-114 kW (77-155 PS)

07-
472,00
41,00
1,20
2,00792095-00-4
910 IF Nit S
931 P
3PC Nit P-
-72,00
72,40-
--
-

Doblo 1.4
Fiorino 1.4
Idea 1.4 i
Idea 1.4 LPG
Linea 1.4 i
Panda II 1.4
Punto Evo 1.4
Punto III 1.4
Punto/Grande Punto 1.4
Siena 1.4
 Eng. 350 A1.000
 1368 ccm
 55-57 kW (75-78 PS)











05-10
10-
05-08
09-11
07-
09-12
09-12
12-
05-11
07-72,00
4
-
-2,20/-2,20
-4,9
49
-
MØ=66
-17,98
x
491,00
1,20
2,00*NEW*
792095-00-4
910 IF Nit S
931 P
3PC Nit P*NEW*
802035-00-172,00
72,40-
--
-

Bravo II 1.4 T-Jet
Punto 1.4 16V
Grande Punto 1.4 16V
Doblo Box Body 1.4
Doblo Box Body Estate 1.4
Doblo Box Body Estate 1.4
Natural Power
Doblo MPV 1.4 /
Natural Power
Linea 1.4 T-Jet / Punto
Grande Punto 1.4 T-Jet
Bravo II 1.4 16V
Punto
Grande Punto 1.4 Abarth
Punto Evo 1.4 Abarth
500 1.4 Abarth
500 C 1.4 / Abarth
 Eng. 198 A1.000 / A4.000
 Eng. 198 A7.000
 Eng. 199 A8.000
 Eng. 312 A1.000 / A3.000
 Eng. 955 A8.000 Euro 5
 1368 ccm
 88-132 kW (135-180 PS)

07-
07-12
07-12
11-
11-
10-
10-
07-
08-
07-
07-
08-12
08-
09-72,00
41,20
1,20
2,00792013-00-4
910 CCL *
931 P
947 EX Cr *-
-

72,00

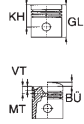
-
--
-

 MODEL / ENGINE	YEAR	 Dia. CYL	 VT MT	 Ø x L		 SM-REF	 SM-REF.	 Piston Dia.	 SM-REF.	 SM-REF.
FIAT 500 D Eng. 110 D.000 499 ccm 13 kW (18 PS)	60-65				2,00 2,00 3,50	792043-00-4 910 IF Cr 931 P 947 EX P	-	70,00	-	-
131 1.3 Mirafiori 131 Familiare 1.3 Miraf. 131 Panorama 1.3 Miraf. 131 1.3 Super Mirafiori Eng. 131 A6.000 Eng. 131 B.000 1297 ccm 40-60 kW (54-81 PS)	74-81 75-78 75-78 78-80	76,00 4	38 - - 77	22 x 71	1,50 2,00 3,94	792802-00-4 910 Cr S 930 P 947 EX Cr P 792802-40-4 792802-80-4	802801-00-1 802801-40-1 802801-80-1	76,00 76,40 76,80	- - -	- - -
128 Ritmo 60 / Uno 55 Ritmo Strada (USA) Ritmo / ES Uno Uno Selectra Eng. 128 A.000 / 128 AC 5.000 Eng. 138 A.000 / 138 B.000 Eng. 138 B / C 1.000 Eng. 146 A 4.000 / 146 A 4.048 1116 ccm 40,5-48 kW (55-65 PS)	78-85 83-87 83-93 86-	80,00 4	34,7 -0,6 -2,6 - 77,3	22 x 71 S	1,50 2,00 3,94	792022-00-4 910 IF Cr * 931 P 947 EX Cr P 792022-20-4 792022-40-4 792022-60-4 792022-80-4	802007-00-1 802007-20-1 802007-40-1 802007-60-1 802007-80-1	80,00 80,20 80,40 80,60 80,80	- - - - -	- - - - -
Duna Hatchback / Salon 1.4 Elba 1.4 Fiorino Box 1.4 Fiorino Box 70 i.e. 1.4 Fiorino Pick Up 1.4 Palio 1.4 Palio Weekend 1.4 Siena 1.4 / CAT Tempra 1.4 i.e./S.W. 1.4 i.e. Tipo 1.4 Tipo 1.4 i.e. Uno 1.4 Uno 70 i.e. / 1.4 Uno 70 S 1.4 Eng. 146 C1.000 / 5.000 Eng. 159 A2.000 Eng. 160 A1.000/.046/.048 Eng. 178 B2.000 / 178 B2.016 Eng. 836 A4.000 1372 ccm 49-53 kW (67-72 PS)	91-96 93-95 92-96 94-01 96- 97-01 96- 91-96 87-95 89-95 91-96 89-93 89-92	80,50 4	33,3 - -3,5 -2,9 72,8	22 x 58	1,50 1,75 3,00 1,20 1,50 3,00	792003-00-4 910 IF Cr * 931 P 3PC Cr 792003-40-4 792081-00-4 910 Nit S 911 IF P 3PC Cr	802003-00-1 802003-40-1 -	80,50 80,90 80,50	- - -	- - -
Duna Hatchback 1.4 T Uno 1.4 Uno 1.4 Turbo i.e. Punto 1.4 GT Turbo Eng. 146 A8.000 / A8.046 Eng. 176 A4.000 / B6.000 1372 ccm 82-98 kW (111-133 PS)	91-95 89-91 89-96 94-99	80,50 4			1,50 2,00 3,00	792072-00-4 910 IF Cr * 931 P 3PC Cr	-	80,50	-	-



MODEL / ENGINE

YEAR



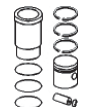
SM-REF



SM-REF.

Piston
Dia.

SM-REF.



SM-REF.

FIAT

Brava / Bravo / Doplo
Marea / Multipla
Palio / Steel / Stilo
 Eng. 182 B6.000
 Eng. M645 WA.15.Z
 1596 ccm
 76 kW (103 PS)

80,50
41,20
1,20
2,00

792097-00-4
 910 Nit S
 931 P
 3PC Nit

-

80,50

-

-

Brava 1.8 GT 16V
Bravo 1.8 GT
Marea 1.8 115 16V
Marea Weekend 1.8
 Eng. 182 A2.000 Euro 2
 1747 ccm
 96 kW (131 PS)

95-01
95-01
96-82,00
41,20
1,20
2,00

790123-00-4
 910 Nit S
 911 P
 3PC Cr

-

82,00

-

-

Barchetta 1.8 16V
Coupe 1.8 16V
Punto 1.8 130 HGT
 Eng. 183 A1.000
 1747 ccm
 96 kW (131 PS)

95-
96-00
99-

82,00

1,20
1,20
2,00

790123-00-4
 910 Nit S
 911 P
 3PC Cr

-

82,00

-

-

Marea 2.0 150 20 V
Marea Weekend 2.0
 Eng. 185 A8.000 Euro 3
 1998 ccm
 113 kW (154 PS)

01-

82,00

1,20

790123-00-4
 910 Nit S
 911 P
 3PC Cr

-

82,00

-

-

Barchetta 1.8i 16V
Brava / Bravo 1.8i 16V
Marea 1.8i 16V
Dedra / Delta 1.8i 16V
 Eng. 182 A2.000
 1747 ccm
 83 kW (113 PS)

95-
96-01
96-02
96-9982,00
41,50
1,50
3,00

792074-00-1
 910 Cr S Fe
 931 P
 3PC Cr

-

82,00

-

-

Brava / Bravo 1.4i 12V
Marea 1.4i 12V
 Eng. 182 A3.000 / 182 A5.000
 1369 ccm
 59 kW (80 PS)

95-98
96-99

82,00

1,50
1,50
3,00

792074-00-1
 910 Cr S Fe
 931 P
 3PC Cr

-

82,00

-

-

Brava / Bravo 2.0i 20V
Coupé 2.0i 20V
Marea 2.0i 20V
 Eng. 182 A1.000 / 182 B3.000
 Eng. 182 B7.000
 1998 ccm
 108 kW (147 PS)

95-01
96-00
96-9982,00
51,20
1,50
3,00

792074-00-1
 910 Cr S Fe
 931 P
 3PC Cr

-

82,00

-

-

Coupe 2.0 20V Turbo
 Eng. 175 A3.000
 1998 ccm
 162 kW (220 PS)

96-

82,00
51,20
1,50
3,00

792085-00-5
 910 Nit S
 931 P
 947 EX Cr

-









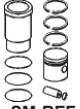
82,00

-

-



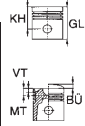
MODEL / ENGINE

	YEAR	 Dia. CYL	 VT MT	 Ø x L		 SM-REF	 SM-REF.	 Piston Dia.	 SM-REF.	 SM-REF.
FIAT										
Kappa 2.4 i 20V Eng. 838 A2.000 2446 ccm 129 kW (175 PS)	94-98	83,00 5			1,20 1,50 3,00	792088-00-5 910 IF Nit S 931 P 3PC Cr	-	83,00	-	-
Stilo Abarth 2.4i 20V Stilo 2.4i 20V Eng. 192 A2.000 2446 ccm 125 kW (170 PS)	01-07 01-03	83,00 5			1,20 1,20 2,00	792099-00-5 910 IF Nit S 931 P 3PC Cr	-	83,00	-	-
Ulysse 1.8i Scudo 1.8i Eng. LFW (XU7 JP) 1762 ccm 73 kW (99 PS)	95-02 95-	83,00 4	33,3	22	1,50	793725-00-4 910 IF Cr S	803750-00-1	83,00	953717-4 A=88,56 L=141 H=95,17 C=97	813750-4
			-	x 62	1,50 1,50 3,00	931 P 3PC Cr		-		
			-4,13 53,3			793725-25-4				
			-			793765-00-4 910 IF Cr S 931 P 947 EX Cr P		83,00		
Tipo Tempra Eng. M610LA / 835C 1756 ccm 77/81 kW (105/110 PS)	91- 90-	84,00 4	39,47	22	1,50	792011-00-4 910 IF Nit S	802005-00-1	84,00		
			2 -4,7 -	x 69	1,50 1,50 3,00	931 P 947 EX Cr P				
			80,97							
131 / 132 Eng. 131 B2 / 132 DB2A / C 1995 ccm 82/84 kW (112/115 PS)	72-81	84,00 4			1,50	792024-00-4 910 IF Cr *		84,00		
					2,00 3,94	931 Fe 948 EX P				
Argenta Eng. 132 C3 / 132 D1 1995 ccm 83/90 kW (113/122 PS)	81-85									
Ducato 10 / Furgone Eng. XM7 T 1795 ccm 51 kW (69 PS)	82-88	84,00 4			1,50 2,00 4,00	793712-00-4 910 IF Nit S 931 P 3PC Cr	-	84,00	-	-

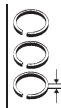


MODEL / ENGINE

YEAR

Dia.
CYLVT
MT

Ø x L



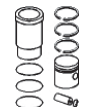
SM-REF



SM-REF.

Piston
Dia.

SM-REF.



SM-REF.

FIAT

Tempra S.W. 1.8 4x492-96 **84,00****Tipo 1.8 i.e.**

90-95 4

Tipo 1.8 i.e.

94-95

Eng. 159 A4.000

Eng. 159 A4.046

Eng. 835 C2.000

1756 ccm

76 kW (103 PS)

1,50

1,50

3,00

792011-00-4

910 IF Nit S

931 P

947 EX Cr P

-

84,00

-

-

Croma i.e. (CH)

87-89

Coupé 2.0 16V

93-96

Croma 2000 16V

92-96

Tipo 2.0 i.e. 16V Sport

93-95

Eng. 160 A8 046

Eng. 154 E1.000

Eng. M 601 SA.20.A

Eng. M 615 KA.20.C

Eng. M 619 AA.20 A

Eng. 836 A3.000

Eng. C 014 / M 611 / CA.20.A

1995 ccm

84,5 - 109 kW (115-148 PS)

Coupé 2.0 16V Turbo

93-96

Eng. 175 A1.000

1995 ccm

137 kW (186 PS)

Ulysse 2.0i94-02 **86,00**

Eng. RFU (XU10 J2 C)

1998 ccm

90 kW (123 PS)

40

-

-

-5,02

65

-

-

-

22

x

62

1,50

1,75

3,00

793731-00-4

910 IF Nit S

931 P

3PC Cr P

793731-25-4**793731-50-4****803731-00-1**

-

-

-

86,00

-

-

-

-

-

-

Ulysse 2.0 16V S**86,00**

Eng. XU11 BTE

1998 ccm

120 kW (163 PS)

4

1,50

1,50

3,00

793745-00-4

910 IF Nit S

931 P

3PC Cr

-

86,00

-

-

Tempra 1.6 i.e.92-96 **86,40****Tempra S.W. 1.6 i.e.**

90-96

Tipo 1.6 i.e.

92-95

Eng. 835 C1.000

1581 ccm

55-57 kW (75-78 PS)

1,50

1,75

3,00

792009-00-4

910 IF Cr P*

931 P

3PC Cr

NEW

792009-40-4

NEW

792009-60-4

-

-

-

86,40

86,80

87,00

-

-

-

-

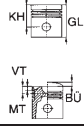
-

-



MODEL / ENGINE

YEAR

Dia.
CYLVT
MT

Ø x L



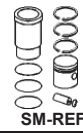
SM-REF



SM-REF.

Piston
Dia.

SM-REF.



SM-REF.

FIAT

Duna 1.6
Fiorino Pick up 1.6
Fiorino Kasten 75 i.e. 1.6
Premio 1.6
Punto 1.6
Punto Cabriolet 1.6
Scudo Compinato 1.6
Scudo Kasten 1.6
Siena 1.6 SPI
Siena 1.6
Tempra S.W. 1.6
Tempra 1.6
Tipo 1.6
Tipo 1.6 SX DGT
Uno 1.6 i / R
 Eng. 146 C6.000
 Eng. 146 D6.000
 Eng. 159 A3.000
 Eng. 159 A3.046 / A3.048
 Eng. 160 A2.000 / 176 A9.000
 Eng. 220 A2.000
 1581 ccm
 55-69 kW (75-94 PS)

96-00 **86,40** 33,3 22
 88-01 4 - x 1,50
 93-01 -3,2/-3,3 63,2 1,75
 90-93 -2,3 3,00
 94-97 72,8
 94-97 -
 96-06 MØ=71
 96-06 -
 97-98
 97-00
 90-93
 90-96
 88-92
 89-95
 89-95

792009-00-4
 910 IF Cr P*
 931 P
 3PC Cr

NEW
802006-00-1

86,40

-

-

Z 101 / Yugo 65
Florida
 Eng. 128.BB.064
 Eng. 128.AE.084
 1301 ccm
 48 kW (65 PS)

86,40
 4

1,50
 2,00
 3,00

792010-00-4
 910 IW Cr P *
 931 P
 3PC Cr

-

86,40

-

-

Convertible 1.3
Regata 70 1.3
Regata Weekend 70 1.3
Ritmo Mk II 70 1.3
Uno 70 1.3
Ritmo 65 1.3
Ritmo 70 1.3
Ritmo 75 1.3
Ritmo Bertone
 Eng. 138 A1.000
 Eng. 138 A3.000 / B2.000
 Eng. 149 A3.000 / A7.000
 1302 ccm
 48-55 kW (65-75 PS)

Ritmo 85 1.5
Ritmo Bertone
Convertible 85 1.5
 Eng. 138 A4.000
 1498 ccm
 63 kW (86 PS)

86,40
 4
 4
 83-89
 84-89
 83-85
 78-82
 81-85
 79-83
 81-82

1,50
 2,00
 3,94

792045-00-4
 910 IW Cr P *
 931 P
 948 EX

NEW

792045-40-4

-

86,40

-

-

-

86,80

-

-

-

87,00

-

-

Ducato 13
Ducato 18
Furgone
 Eng. P170 B / XN1 T
 1971 ccm
 55-57 kW (75-78 PS)

82-86 **88,00**
 81-88 4
 82-86

1,50
 2,00
 4,00

793707-00-2
 910 IF Cr *
 911 IF
 3PC Cr

-

88,00

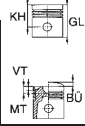
-

-



MODEL / ENGINE

YEAR

Dia.
CYL

SM-REF



SM-REF.

Piston
Dia.

SM-REF.



SM-REF.

FIAT DIESEL

Eng. 188 A9.000
Eng. M 733 AT.12.Z
 Gingo / 500 / Doplo / Idea
 Panda / Punto
 TD 16V Multijet
 1247 ccm
 51-55 kW (70-75 PS)

03-

69,60
440,43
-
-12,4
63,43
-
MØ=3723
x
562,00
1,50
2,00792096-00-4
910 Cr *
911 P
947 EX Nit S
792096-40-4802021-00-1
RT
802021-40-169,60
70,00

-

-

Eng. 199 A3.000
Eng. 199 B1.000
Eng. 263 A2.000
 500 1.3 D / Fiorino 1.3 D
 Doblo 1.3 D
 Idea 1.3 D
 Linea 1.3 JTD
 Punto Evo 1.3 D
 Punto III 1.3 D
 Punto / Grande Punto 1.3 D
 Qubo 1.3 D / Strada 1.3 D
 Tipo 1.3 D Multijet
 1248 ccm
 66-70 kW (90-95 PS)

09-
10-
05-11
07-
09-12
10-12
05-11
10-
15-69,60
441,7
-
-1,16
-13,29
65,2
MØ=41,7226
x
61
T1,50
1,50
2,00*NEW*
792071-00-4
910 CCL *
911 P
947 EX Nit S

-

69,60

-

-

Eng. 9HU (DV6UTED4)
 Scudo 1.6 JTD 90 16V
 1560 ccm
 66 kW (92 PS)

07-

75,00
441,7
-
-1,16
-13,29
65,2
MØ=41,7226
x
61
T3,00
1,95
2,50793758-00-4
916 Cr *
931 P
947 EX Nit S
793758-50-4803710-00-1
RT / KK / AK
803710-50-175,00
80,00

-

-

Eng. 127 A5.000
Eng. M 703 AA.13
 Undo D / Panda
 Spazio (Arg)
 127 D
 1302 ccm
 33 kW (45 PS)

84-92
85-87
81-8676,00
447,15
-4,9
-
79,1522
x
64,52,50
2,00
3,00792056-00-4
914 Cr P *
930 P
947 EX Cr P802056-00-1
RT

76,00

-

-

Eng. 198 A2.000
Eng. 955 A3.000 Euro 5
 Bravo II 1.6 D Multijet
 Punto 1.6 D Multijet
 Grande Punto 1.6 D Multijet
 Punto Evo 1.6 D Multijet
 1598 ccm
 88 kW (120 PS)

08-
08-
08-
09-1279,50
4

79,50

22

2,00
1,75
2,00792082-00-4
910 CCL *
931 P
947 EX Cr *

-

79,50

-

-

Eng. 198 A3.000
Eng. 198 A6.000
Eng. 199 B5.000
Eng. 263 A4.000
 Bravo 1.6 M-Jet 16V
 Doblo 1.6 M-Jet 16V
 Linea 1.6 M-Jet 16V
 500 L 1.6 D Multijet
 1598 ccm
 66/77 kW (90/105 PS)

08-
10-
09
12-79,50
4

79,50

22

1,50
1,50
2,00792087-00-4
910 CCL *
931 P
947 EX Cr *

-

79,50

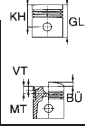
-

-



MODEL / ENGINE

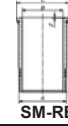
YEAR

Dia.
CYL

SM-REF



SM-REF.

Piston
Dia.

SM-REF.



SM-REF.

FIAT DIESEL

Eng. 182 A / A7 / B4

Eng. M 720 AT 19 T

Eng. M 724 BT 19 T

Bravo / Brava / Barchetta

Marea / Marengo / Stilo

1910 ccm

55-91 kW (75-124 PS)

95-

82,00

4

3,00

2,00

3,00

792089-00-4

914 Cr P *

911 IF U P

947 EX Cr

-

82,00

-

-

Eng. M 717 AT 24 T

Eng. M 722 BT 24 T

Eng. M 722 MT 24 T

Marea

2387 ccm

91-100 kW (124-136 PS)

99-00

82,00

4

2,00

2,00

3,00

792093-00-4

910 Cr *

931 P

947 EX Cr

-

82,00

-

-

Eng. 188 A3.000

Punto / Palio / Strada

Doplo 1.9

1910 ccm

44 kW (60PS)

95-00

82,00

4

2,00

2,00

3,00

792093-00-4

910 Cr *

931 P

947 EX Cr

-

82,00

-

-

792093-20-4

-

82,20

-

-

Eng. 186 A6.000

Eng. 188 A2.000

Eng. 188 A3.000

Eng. 188 A7.000

Eng. 192 A5.000

Eng. 192 B1.000

Eng. 223 A6.000

Eng. 937 A4.000

Eng. 937 A5.000

Eng. 939 A2.000

Eng. M 724 MT 19.V

Eng. M 724 NT 19.T

Eng. M 729 AT 19

Bravo II 1.9 JTD

Croma II 1.9 D

Doblo 1.9 D

Idea 1.9 JTD

Marea 1.9 JTD

Multipla 1.9 JTD

Palio 1.9 D

Punto II 1.9 D

Punto II 1.9 DS

Stilo 1.9 D/JTD

Strada 1.9 D/JTD

1910 ccm

85-110 kW (60-150 PS)

07-08

06-10

01-05

04-08

96-02

01-02

01-04

00-09

99-07

05-08

00-

82,00

4

2,00

2,00

2,00

792098-00-4

910 Cr *

931 P

947 EX Nit S

-

82,00

-

-

NEW

792098-40-4

-

82,40

-

-

Eng. M 729 AT 24 Euro 3

Eng. M 729 AT 24 Euro 4

Eng. 841 G.000/M.000/N.000

Eng. 939 A3.000

Eng. M 722 NT 24.T Euro 3

Croma / Stilo / Brava

2387 ccm

103-147 kW (120-200 PS)

00-06

82,00

5

2,00

2,00

2,00

792098-00-4

910 Cr *

931 P

947 EX Nit S

-

82,40

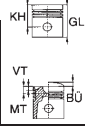
-

-



MODEL / ENGINE

YEAR

Dia.
CYL

SM-REF



SM-REF.

Piston
Dia.

SM-REF.



SM-REF.

FIAT DIESEL

Eng. 188 A3.000
Eng. 223 A6.000
Eng. M 720 SA 19.V
 Doblo 1.9 D
 Palio 1.9 D
 Punto II 1.9 D
 Punto II 1.9 DS
 Strada 1.9 D
 1910 ccm
 44-48 kW (60-65 PS)

01-05
 01-04
 00-09
 99-07
 00-

82,00
 4
 44,45
 -
 -
 -2,6
 70,4
 -
 MØ=24
 -

26
 x
 65

2,00
 2,00
 2,00

792098-00-4
 910 Cr *
 931 P
 947 EX Nit S

802034-00-1
 NEW

82,00

-

-

Eng. 182 B9.000
Eng. 186 A8.000/A.9000
Eng. 188 B2.000
Eng. 192 A1.000/A3.000
Eng. 192 A8.000/B4.000
Eng. 199 A5.000
Eng. 223 A7.000
Eng. 937 A7.000
Eng. 939 A1.000
Eng. D19AA
Eng. M 724 RT 19
Eng. M 724 MT 19.Z
 Brava / Brava I 1.9 JTD
 Bravo II 1.9 D
 Bravo II 1.9 JTD
 Cromia II 1.9 D / Doblo 1.9 D
 Doblo 1.9 JTD
 Idea 1.9 JTD
 Marea 1.9 TD
 Multipla 1.9 JTD
 Punto II 1.9 JTD
 Punto / Grande Punto 1.9 D
 Sedici 1.9 D
 Stilo 1.9 D / 1.9 JTD
 1910 ccm
 59-96 kW (80-131 PS)

00-01
 06-08
 07-09
 05-10
 01-10
 04-08
 96-02
 02-10
 03-07
 05-11
 06-
 01-08

82,00
 4
 46,5
 -
 -0,5
 -17,5
 72,5
 -
 MØ=37,5
 -

26
 x
 61

2,00
 2,00
 2,00

792098-00-4
 910 Cr *
 931 P
 947 EX Nit S

802023-00-1
 NEW

RT

82,00

-

-

792098-40-4
 NEW

802023-40-1
 NEW

82,40

-

-

Eng. 186 A6.000 Euro 3
Eng. 188 A2.000 Euro 3
Eng. 188 A7.000 Euro 3
Eng. 192 A3.000 Euro 3
 Marea 1.9 JTD 110
 Marea Weekend 1.9 JTD
 Multipla 1.9 JTD 110
 Palio Weekend 1.9 JTD
 Punto 1.9 JTD / 80
 Punto Van 1.9 JTD
 Stilo 1.9 JTD
 Stilo Multi Wagon / Strada 1.9 JTD
 1910 ccm
 73 kW (99 PS)

Eng. 188 A3.000
Eng. 223 A6.000
 Doblo / Doblo Cargo 1.9D
 Palio / Strada 1.9 D
 Palio Weekend 1.9 D
 Punto / Van 1.9 DS 60
 1910 ccm
 44 kW (60 PS)

01-
 01-02
 01-
 99
 03-
 02-
 03-
 01-
 00-
 01-
 99-

82,00
 4

2,50
 2,00
 2,00

910 Cr S
 931 P
 947 EX Nit S

792094-00-4
 -

82,00

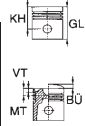
-

-



MODEL / ENGINE

YEAR

Dia.
CYL

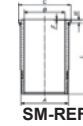
Ø x L



SM-REF



SM-REF.

Piston
Dia.

SM-REF.



SM-REF.

FIAT DIESEL**Eng. DW8****Eng. WJY / WJZ Euro 2**Scudo 1.9 D
1868 ccm
44-52 kW (60-71 PS)

98-

82,20
42,00
2,00
3,00**791142-00-4**910 Cr *
931 P
947 EX Cr

-

82,20

953707-4A=86
L=154
semi

-

791142-60-4

-

82,80

-

-

Eng. 176 A5.000Punto I 1.7 TD
1697 ccm
52 kW (71 PS)

94-00

82,60
43,00
2,00
3,00**792004-00-4**914 Cr *
931 P
947 EX Cr

-

82,60

-

-

Eng. 146 D7.000**Eng. 176 A3.000****Eng. 176 B7.000**Fiorino 1.7 TD
Palio 1.7 TD
Punto I 1.7 TD
Strada 1.7 TD
1698 ccm
43-47 kW (58-72 PS)

96-01

96-01

94-99

99-

82,60
442,4
2,5
-0,626
x
69,43,00
2,00
3,00**792004-00-4**914 Cr *
931 P
947 EX Cr**802037-00-1**

RT

82,60

-

-

Eng. 160 A6.000**Eng. 160 A6.046****Eng. 160 D1.000****Eng. 230 A3.000 / A4.000****Eng. 280 A1.000****Eng. M 710 AT 19.0****Eng. TCA 160**Tempra 1.9 TD
Tipo 1.9 TD
Ducato 1.9 TD
1929 ccm
59-68 kW (80-92 PS)

90-96

90-95

89-02

82,60
4**792066-00-4**914 Cr *
931 P
947 EX Cr

-

82,60

-

-

792066-60-4

-

83,20

-

-

Eng. M 705 CA 19

Uno / Tempra

Tipo

1929 ccm

44/48 kW (60/65 PS)

90-95

92-95

Eng. M 705 VA 19**Eng. 149 B1.000**

Ducato

Talento

1930 ccm

51 kW (70 PS)

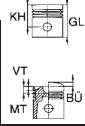
93-

89-94



MODEL / ENGINE

YEAR

Dia.
CYL

Ø x L



SM-REF



SM-REF.

Piston
Dia.

SM-REF.



SM-REF.

FIAT DIESEL**Eng. D9B / DJY / XUD9 A**

Ducato II (230) 1.9 D
Scudo 1.9 D
1905 ccm
57-52 kW (64-71 PS)

94-02
95-00**83,00**
42,00
2,00
3,00**793723-00-4**
910 Cr P *
911 IF U P
947 EX Cr P

-

83,00

953702-4
A=86
L=153,5
semi

-

793723-50-4

-

83,50

-

793723-80-4

-

83,80

-

NEW

793723-10-4

-

84,00

-

**Eng. XUD9 TE
Eng. XUD9 TE / 8 B**

Ulysse 1.9 TD
Scudo 1.9 TD
1905 ccm

95-

83,00
43,50
2,00
3,00**793729-00-4**
914 Cr *
911 IF U P
947 EX Cr P

-

83,00

-

-

793729-50-4

-

83,50

-

-

**Eng. D8B / DHX
Eng. XUD9 BTF / TE
Eng. XUD9 TF**

Ducato II (230) 1.9 TD
Scudo 1.9 TD
Ulysse 1.9 TD
1905 ccm
66-68 kW (90-92 PS)

94-01
95-00
95-98**83,00**
446,8
-
-
-3,5
79,3
-
-28
x
68
T3,00
2,00
3,00**793744-00-4**
914 Cr *
911 IF U P
947 EX Cr P*NEW*
803719-00-1
RT

83,00

-

-

793744-50-4*NEW*
803719-50-1

83,50

-

-

**Eng. 198 A5.000
Eng. 250 A1.000 Euro 5
Eng. 263 A1.000 Euro 5
Eng. 844 A2.000
Eng. 939 B 5.000
Eng. 940 A5.000 Euro 5
Eng. D20AA Euro 5**

Bravo II 2.0 D Multijet
Ducato Box 115 Multijet 2.0 D
Ducato Bus 115 Multijet 2.0 D
Ducato Platform / Chassis
115 Multijet 2.0 D
Doblo Box Body 2.0 D Multijet
Doblo Box Body Estate 2.0 D
Doblo MPV 2.0 D Multijet
Doblo Platform 2.0 Multijet
Doblo Chassis 2.0 D Multijet
Freemont 2.0 JTD
Freemont 2.0 JTD 4x4
Sedici 2.0 D Multijet
Sedici 2.0 D Multijet 4x4
1956 ccm
85-121 kW (116-170 PS)

08-
11-
11-
11-
10-
10-
10-
10-
10-
11-
11-
06-
06-**83,00**
41,50
1,50
2,00**793509-00-4**
910 CCLP *
931 P
947 EX Cr *

-

83,00

-

-

793509-40-4

-

83,40

-

-

Eng. XUD11 BTE

Ulysse TD 12V
2088 ccm
80 kW (109 PS)

96-

85,00
43,00
2,00
3,00**793730-00-4**
914 Cr *
911 IF
947 EX Cr

-

85,00

-

-

793730-50-4

-

85,50

-

-



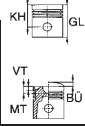
MODEL / ENGINE

YEAR	Dia. CYL	KH GL VT MT	Ø x L		SM-REF	SM-REF.	Piston Dia.	SM-REF.	SM-REF.	
FIAT DIESEL										
Eng. DW10 / ATED / 4										
Ulysse 2.2 JTD	99-	85,00	46,75	28		793749-00-4	803749-00-1	85,00	-	-
Ducato Box / Bus / Flatbed	02-	4	-	x	3,50	914 Cr *				
Chassis 2.0 JTD	01-		-1	70	2,00	911 IF	RT			
Scudo Box/Combinato 2.0 JTD			-18,3		3,00	947 EX Cr				
Ulysse 2.0 JTD	04-		80,75			793749-50-4	803749-50-1	85,50	-	-
Scudo / Box 2.0 D Multijet	02-		MØ=38,01							
Scudo Flatbed / Chassis	07-		-			793749-60-4	-	85,60	-	-
2.0 D Multijet	06									
Ulysse 2.0 D Multijet	06-									
1997 ccm										
66-94 kW (89-128 PS)										
Eng. RHV / RHW / RHX										
Eng. RHZ / 4 HW										
Ulysse 2.2 JTD	02-									
2179 ccm										
94 kW (128 PS)										
Eng. 4HU Euro 4										
Eng. 4HV Euro 4										
Ducato Box 100 Multijet 2/ 2 D	06-	86,00			2,00	792068-00-4	-	86,00	-	-
Ducato Bus 100 Multijet 2/ 2 D		4			2,00	910 IF CCL				
Ducato Platform / Chassis					2,00	931 P				
100 Multijet 2					2,00	947 EX Cr * P				
2198 ccm						*NEW*				
74-88 kW (100-120 PS)						792068-50-4	-	86,50	-	-
Eng. F1AE 0481 A/B/C										
Euro 3										
Daily III 29 L 10 / 12	02-06	88,00			2,50	792008-00-4	-	88,00	-	-
Daily III 35 C 10 / 12	02-06	4			2,00	914 Cr *				
Daily III 35 S 10 / 12	02-06				2,50	911 P				
Ducato II 2.3 JTD	02-06					947 EX Cr *				
2286 ccm										
71/81/85 kW (96/110/116 PS)										
Eng. F1AE 0481 D / F										
Eng. F1AE 0481 G / H										
Eng. F1AE 0481 M / R										
Euro 4										
Ducato III 2.3D 120 M-Jet	06-									
Daily III 29 L 14	02-06									
Daily III 35 C / S 14	02-06									
Daily III 40 C 14	02-06									
Daily IV 29 L 10 / 12	06-11									
Daily IV 35 C 10 / 11 / 12 / 13	06-11									
Daily IV 35 S 10 / 12	06-11									
Daily IV 40 C 10 / 12 / 13	06-11									
Daily IV 40 S 10	06-11									
2286 ccm										
70-100 kW (95-136 PS)										
Eng. F1A / Sofim										
Ducato	01-	88,00			2,50	792035-00-4	-	88,00	-	-
2286 ccm		4			2,00	910 IF CCL *				
70-100 kW (95-136 PS)					2,50	911 IF P				
						947 EX Cr *				



MODEL / ENGINE

YEAR

Dia.
CYL

Ø x L



SM-REF



SM-REF.

Piston
Dia.

SM-REF.



SM-REF.

FIAT DIESEL**Eng. DJ5 T / DK5 ATE**Ducato
2446 ccm
76-96 kW (103-130 PS)

93-

92,00
449,84
-
-
-2,3
8234
x
68
T3,00
1,75
3,50**793740-00-4**
914 Cr *
911 P
947 EX Cr**803707-00-1**
RT / HA / KK

92,00

-

-

803707-50-1

92,50

-

-

Eng. 8140.67.2500**Eng. 8144.67.2500**Ducato / Cromia
2499 ccm
55 kW (75 PS)

85-94

93,00
454
-
-2,2
8932
x
75,23,00
2,00
3,00**792002-00-4**
910 Cr *
931 Fe
947 EX Cr**802011-00-1**
RT / HA / AK

93,00

952001-1A=96
L=167,3
H=5
C=98,9
semi

-

792002-40-4

93,40

Eng. 8140.27.2700Daily
2499 ccm
76 kW (103 PS)

89-94

93,00
458,75
-
-
-17,9
96,7532
x
78
NB3,00
2,00
3,00**792001-00-4**
914 Cr *
911 P
947 EX Cr**802012-00-1**
RT / AK

93,00

952002-4A=96
L=171
H=5
C=98,9
semi

-

792001-40-4

93,40

Eng. 8140.61.200 / 300**Eng. 8144.61.200**131 2.5 D
2445 ccm
53 kW (72 PS)

78-81

93,00
42,00
2,00
4,00**792060-00-4**
910 Cr *
930 P
947 EX Cr

-

93,00

-

-

Eng. 8140.47.27/37Euro 1
35.10/12/40.12/49.12/59
2499 ccm
80-84,5 kW (109-115 PS)

89-

93,00
458,75
-
-18,9
96,7532
x
78,1
NB3,00
2,00
3,00**792001-00-4**
914 Cr *
911 P
947 EX Cr**802013-00-1**
RT / KK

93,00

952002-4A=96
L=171
H=5
C=98,9
semi

-

792001-40-4

93,40

Eng. 8140.67 F.3700 / 01**.3710 / 11 / 13 / 21**Ducato
2499 ccm
60 kW (82 PS)

96-

93,00
454
-
2,2
8932
x
68
T3,00
2,00
3,00**792001-00-4**
914 Cr *
911 P
947 EX Cr**802019-00-1**
RT / HA / AK

93,00

-

-

792001-40-4**802019-40-1**

93,40

-

-

Eng. 8140.07.2585 Euro 1&2**Eng. 8140.07.2700 / 01**Ducato Box / Bus / Flatb. 2.5 D
2499 ccm
62 kW (84 PS)

94-02

93,00
43,00
2,00
3,00**794014-00-4**
914 Cr *
931 P
947 EX Cr

-

93,00

-

-

Eng. 8140.67F. Euro 22499 ccm
53-60 kW (72-81 PS)

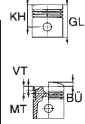
94-02

Eng. 8140.67Ducato Box / Bus / Flatb. 2.5 D
2499 ccm
55 kW (75 PS)



MODEL / ENGINE

YEAR

Dia.
CYL

Ø x L



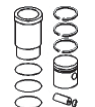
SM-REF



SM-REF.

Piston
Dia.

SM-REF.



SM-REF.

FIAT DIESEL

Eng. 8140.61.200 /300

Eng. 8144.61.200

238E / 30F8 / 32F8 / 35F8

40F8 / 900T / Ducato13 / 14

2445 ccm

53 kW (72 PS)

81-

93,00

4

55

-

-2,2

90

32

x

75,2

3,00

2,00

4,00

792052-00-4

910 Cr *

931 Fe

947 EX Cr

802052-00-1

RT / HA / AK

93,00

-

-

Eng. B 25.637

Eng. CRD93L (U25-661)

242 2.5 D

Ducato 2.5 D

2499 ccm

51-55 kW (69-75 PS)

80-82
82-90

93,00

4

52,75

-

-7,4

95

-

-

-

30

x

78

2,50

2,00

4,00

793735-00-4

910 IF Cr S

911 P

947 EX Cr

803716-00-1

RT

93,00

-

-

793735-50-4

803716-50-1

93,50

-

-

Eng. 8140.23.3700/3900

Eng. 8140.43.3700/3728

Euro 2

Turbodaily 35.10 / 40.10W

Turbodaily 35.12 / 49.12-59..

Ducato

2798 ccm

77-85 kW (105-115 PS)

96-

96-

96-

94,40

4

3,00

2,00

3,00

792090-00-4

914 Cr P *

911 IF

947 EX Nit

up to Eng. No
2572279

-

94,40

-

-

up to Eng. No. 2572279

Eng. 8140 23.3700/3900

Eng. 8140 43.3728

Euro 2

35.12 / 59.12

Daily 49.12 / Ducato

2798 ccm

77-85 kW (105-115 PS)

96-

96-

94,40

4

58,75

-

-19,45

MØ=39,3

87,6

32

x

72

T

2,50

2,00

2,50

792091-00-4

914 Cr *

911 IF

947 EX Nit S

792091-40-4

from Eng. No
2572280

802018-00-1

RT / KK / AK

94,40

952006-4

-

Eng. 8140 43.3700

Euro 2

35.12 / 59.12

Daily 49.12 / Ducato

2798 ccm

85 kW (115 PS)

96-

94,40

4

58,75

-

-19,45

MØ=39,3

87,6

32

x

72

T

2,50

2,00

2,50

792091-00-4

914 Cr *

911 IF

947 EX Nit S

792091-40-4

from Eng. No
2572280

802018-00-1

RT / KK / AK

94,40

952006-4

-

Eng. Sofim Euro 2

Ducato

2798 ccm

85 kW (115 PS)

96-

94,40

4

58,75

-

-19,45

MØ=39,3

87,6

32

x

72

T

2,50

2,00

2,50

792091-00-4

914 Cr *

911 IF

947 EX Nit S

792091-40-4

from Eng. No
2572280

802018-00-1

RT / KK / AK

94,40

952006-4

-

from Eng. No. 2572280

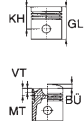


MODEL / ENGINE

YEAR



Dia.
CYL



VT
MT



Ø x L



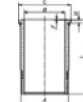
SM-REF



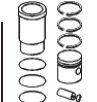
SM-REF.



Piston
Dia.



SM-REF.



SM-REF.

FIAT DIESEL

Eng. 803.000

Tractor
2340 ccm
28-37,5 kW (38-51 PS)

96-

94,40
3

3,00
2,00
2,50

792092-00-4
914 Cr *
911 IW U
947 EX Nit S

-

94,40

-

-

Eng. 8140.63.3700
Eng. 8140.63.4000

Ducato 2.8D
Maxi 2.8D
2798 ccm
64-90 kW (87-122 PS)

96-
96-

94,40
4

Eng. 804.000

Tractor
3120 ccm
40-51,5 kW (54-70 PS)

96-

94,40
6

Eng. 806.000
Eng. 8065.01.000

Tractor
4678 ccm
66-81 kW (90-110 PS)

96-

94,40
6

Eng. 802.000

1560 ccm
18,5 kW (25 PS)

96-

95,00
2

2,50
2,50
5,50

792051-00-1
910 IF Cr
911 IF
947 EX Cr

-

95,00

-

-

Eng. 803.000

2340 ccm
28-37,5 kW (38-51 PS)

96-

95,00
3

Eng. 804.000

3120 ccm
40/51,5 kW (54/70 PS)

96-

95,00
4

Eng. 8006.000
Eng. 8065.01.000

Tractor 250 / 55 / 300 / 400
416 / 450 / 455 / 460 / 470
480 / 500 / 550 / 555 / 615
625 / 650 / 662
4678 ccm
66/81 kW (90/110 PS)

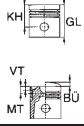
66-71

95,00
6



MODEL / ENGINE

YEAR

Dia.
CYLVT
MT

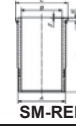
Ø x L



SM-REF



SM-REF.

Piston
Dia.

SM-REF.



SM-REF.

FIAT DIESEL

Eng. F1CE 0481 A / B
Euro 3
Eng. F1CE 0481 D / E
Eng. F1CE 0481 FA
HA / HC Euro 4

Daily III 35 C / S 14 / 17
Daily III 40 C 14 / 17
Daily III 50 C / S 14 / 17
Daily III 65 C 14 / 17
Daily IV 35 C 15 / S 14
Daily IV 35 C / S 17 / 18
Daily IV 40 C 17 / 18
Daily IV 45 C 17 / 18
Daily IV 50 C 14 / 17 / 18
Daily IV 60 C 17 / 18
Daily IV 65 C 14 / 17 / 18
Daily IV 70 C 17
Ducato / Ducato III 160 M-Jet
2998 ccm
100-130 kW (136-176 PS)

02-06
04-06
04-06
04-06
06-11
06-11
06-11
06-11
06-11
06-11
06-11
06-11
06-11
06-11
06-11
06-11
06-11
06-11
06-11
06-11
06-11
06-11
06-11

95,80
4

2,50 914 Cr *
2,00 911 P *
2,50 947 EX Cr *

792007-00-4

-

95,80

-

-

Eng. 8065.06.000
Eng. 8045.06.213-215
Construction machine
5418 ccm
73 kW (100 PS)

100,00
6

2,50 910 Cr *
2,50 931 P
4,00 947 EX Cr

792012-00-1

-

100,00

-

-

Eng. 8065.06.230
Tractor
5418 ccm
73 kW (100 PS)

100,00
6

3,00 914 Cr P *
2,50 911 P
4,00 947 EX Cr

792077-00-2

-

100,00

-

-

Eng. 8025.02
Tractor 300 / 350 / 355
1728 ccm
24 kW (32 PS)

73-

100,00
2
59,65
-
-
-23,7
101,15

32
x
84

2,50 910 Cr *
2,50 931 P
5,50 947 EX Cr

792050-00-1**802014-00-1**

100,00

952003-1
A=103
L=187,5
semi

-

Eng. 8030.02/8035.02
Tractor 400 / 440 / 446 / 450
455 / 465 / 466 / 470 / 474
480 / 488 / 500 / 505 / 540
616N3 / Nova Terra 4
AD4 / R8036 / C8050 / 60
2592 ccm
33/45 kW (45/62 PS)

73-

100,00
3

792050-60-1

-

100,60

-

-

Eng. 8040.02/8045.02
Tractor 600 / 640 / 616N3 / 4
40NC / 50NC / 55NL / NC
329 / R8070 / C8070
3456 ccm
44-60 kW (60-82 PS)

73-

100,00
4

Eng. 8060.02/8065.02
Tractor 1000 / 80NC / NT / NR
90NC / PC / P / 100NCL
110F12 / combine M112
5187 ccm
74-89 kW (100-122 PS)

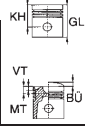
73-

100,00
6



MODEL / ENGINE

YEAR

Dia.
CYL $\varnothing \times L$ 

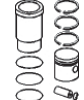
SM-REF



SM-REF.

Piston
Dia.

SM-REF.



SM-REF.

FIAT DIESEL

Eng. F4 AE 0481

A / B / C / D Euro 3

Eurocargo Tector NEF
60 / 75 / 80 / 100 / 110 / 120
130 / 150
3922 ccm
95-129 kW (125-202 PS)

96-03

102,00
43,00
2,39
4,00

792042-00-2

914 Cr *
911 IF P
947 EX Cr

-

102,00

-

-

Eng. F4 AE 0681

A / B / D / E Euro 3

Eurocargo Tector NEF
60 / 75 / 80 / 100 / 110 / 120
130 / 150
5883 ccm
134-202 kW (182-275 PS)

00-03

102,00
6

Eng. 8031.04 / 8035.04

Benfra 215 / FL 4
505CS/565C/566 DT/570 DT
570 / DTF /F/V/ 580 / DT / 588
C8066 / R8056
2749 ccm
37-43 kW (50-58 PS)103,00
359,65
-
-22,7
101,1534
x
902,50
2,50
4,00

792049-00-1

910 Cr *
931 P
947 EX Cr

802049-00-1

RT

103,00

-

-

Eng. 8040.04.200

Eng. 8041.04

Eng. 8045.04.300

50 / 55
765C / 766 / DT / 788 / 855C
C8076 /FL/FL5/FL7/FR/FR12
3666 ccm
45-63 kW (61-86 PS)103,00
4

Eng. 8055.04.200

880.5 / S / DT /955C / FR7
4583 ccm
63-66 kW (86-90 PS)103,00
5

Eng. 8060.04.060

Eng. 8065.04.2

100 / 110 / 115 / 135 / 315 / 65 / 79
80 / 90 / 95 / 109.14 / 110.14
115.14 / 120.13 / 135.14 / 315.13
316.13 / 55F13 / 79.13 / 14
80.13/14
5499 ccm
96-123 kW (131-168 PS)

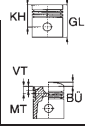
78-

103,00
6



MODEL / ENGINE

YEAR

Dia.
CYLVT
MT

Ø x L



SM-REF



SM-REF



SM-REF.

Piston
Dia.

SM-REF.



SM-REF.

FIAT DIESEL

Eng. 8030.05 / 00060-66/60-90 / 60.65/66/90
2931 ccm
37/44 kW (50/60 PS)

104,00

65,1

38

x 2,50
85 2,50
T 4,00

792020-00-1

802015-00-1

104,00

952004-1

A=107
L=198
semi

-

Eng. 8045.05 / 00080.65 / 66 / 90 / 95
90.90 / FL4 / FL / FD5
FB / FD / FL / FR7 / 9 / 10 / 12
3908 ccm
52/59 kW (71/80 PS)

104,00

4

792020-40-1

-

104,40

-

-

Eng. 8050.05 / 00090-90 / 90.90 / 95.55
4885 ccm
66/72 kW (90/98 PS)

104,00

5

NEW

792020-10-1

-

105,00

-

-

Eng. 8060.05 / 806579.14 / 115.14 / 115-90
FD9 / FL10
5862 ccm
79-101 kW (108-138 PS)

86-

104,00

6

-

-

-

-

-

Eng. 8040.45 Euro 2

5200 / 01 / 03 / 05 / 80 / 81

Eng. 8040.45D Euro 2

5100 / 01 / 03 / 05

65 E 12 / 14 EuroCargo

75 E 12 / 14 Euro Cargo

3908 ccm

85/100 kW (115/136 PS)

94-00

96-00

104,00

4

3,50
2,50
4,00

792075-00-2

-

104,00

-

-

Eng. 8060.45 Euro 2

5200 / 01 / 03 / 05 / 10-11 / 20

21 / 23 / 32-35 / 50 / 51 / 55

7200

80 E 21 Euro Cargo

95 E 21 Euro Cargo

100 E 21 Euro Cargo

120/180/180 E 21 Euro Cargo

130 E 24 Euro Fire

135 E 21 Euro Cargo

120 EL 21 Euro Cargo

95-00

95-03

95-01

95-03

95-

96-03

95-

Eng. 8060.45 Euro 1

6000 / 90

120/150/260 E 23 Euro Cargo

130 E 23 Euro Cargo

91-03

92-00

Eng. 8060.45B Euro 2

5100 / 01 / 03 / 05 / 10-13

20 / 21 / 23 / 24 / 45 / 46 / 50

51 / 53 / 55 / 60 / 85 / 86

80 E 18 Euro Cargo

85 E 18 Euro Cargo

95/100/130 E 18 Euro Cargo

120 E 18 Euro Cargo

120 EL 18 Euro Cargo

135/150/170 E 18 Euro Cargo

5863 ccm

130-167 kW (177-227 PS)

96-01

96-00

96-03

91-03

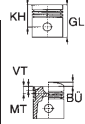
96-03

96-03



MODEL / ENGINE

YEAR

Dia.
CYLVT
MT

Ø x L



SM-REF



SM-REF



SM-REF.

Piston
Dia.

SM-REF.



SM-REF.

FIAT DIESEL

Eng. 8060.45S Euro 1

6000 / 10 / 20 / 30 / 40 / 45

52 / 70

6110 / 20 / 30 / 40 / 50

6203

6700 / 05 / 06 / 07 / 10 / 11

6800 / 6912

60 E 23 Euro Cargo

91-96

120 / 150 E 23 Euro Cargo

91-03

130 E 23 Euro Cargo

91-00

130 E 24 Euro Cargo

00-03

135 E 23 Euro Cargo

92-01

170 E 23 Euro Cargo

94-01

260 / 280 E 23 Euro Cargo

91-01

Eng. 8060.45S Euro 2

7200 / 01 / 03 / 05 / 10 / 11

13 / 15 / 50 / 51 / 55

120/135/150 E 23 Euro Cargo

91-03

130 E 23 Euro Cargo

91-00

170 E 23 Euro Cargo

96-03

170 E 27 Euro Cargo

91-03

180 E 23 Super Cargo

98-01

260 / 280 E 23 Euro Cargo

91-03

5863 ccm

130-167 kW (177-227 PS)

792075-00-2

-

104,00

-

-

3,50 914 Cr *
2,50 931 P
4,00 947 EX Cr

Eng. 8040.25 / 8045.25

60.11 / 65.11 / 65.12

-98

75.12 / 79.12

104,00

4

3908 ccm

74-85 kW (101-115 PS)

3,00 914 Cr *
2,50 931 P
4,00 947 EX Cr

-

104,00

-

-

792018-10-2

NEW

-

105,00

-

-

Eng. 8060.25 / 8065.25

75 PC / 75 PM / 79.13

86-

80 E 18 EuroCargo

104,00

6

90 PC / 90 PM / 115.17

117.17 / 145.17

5862 ccm

110-130 kW (150-177 PS)

792021-00-2

-

104,00

-

-

3,00 914 Cr *
2,39 911 IW U P
4,00 947 EX Cr

Eng. F4CE Euro 4

Eng. GE9848 Euro 4

Eng. F4GE0404A

Eng. F4GE0454A

Eng. F4GE0484C/G

4485 ccm

60-82 kW (81-128 PS)

Eng. F4GE0604A

Eng. F4GE0684C

6728 ccm

81-129 kW (110-175 PS)

Eng. CO 3 / CO 75

750 / 805 / 840 / 850

68-

880 / Cerbiatto-V / Daino

Leoncino / Lupetto / Tigrotto

4562 ccm

66 kW (90 PS)

110,00

4

75,2

-

-

-27,5

150,2

40

x

94

2,50 910 Cr
2,50 911 P
2,50 930 P
5,00 947 EX P

792067-00-1











802067-00-1

110,00

952067-1

A=118
L=236
H=170
C=129,5
F=1

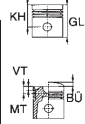
-

 MODEL / ENGINE	YEAR	 Dia. CYL	 VT MT	 $\varnothing \times L$		 SM-REF	 SM-REF.	 Piston Dia.	 SM-REF.	 SM-REF.
FIAT DIESEL Eng. F2 BE 0681 A/B/C/CA/D/DA/DB/F Euro 3 7790 ccm 180-259 kW (245-352 PS)		115,00 6				-	-	115,00	952009-1 A=128,5 L=211 H=9 C=136,5 F=1,2	- 922009-1 2 x FP 3,53 1 x FP 3,53
Eng. 8460.21.002 .102 / .406 / 010 / 601 / 202 / 611 101/320/406 Eng. 8460.41 Eng. 8465.21.002 EuroClass / EuroRider EuroTech / EuroTrakker 9498 ccm 154-276 kW (210-375 PS)	87- 89-	120,00 6			3,50 3,00 5,00	792028-00-2 914 Cr * 911 IF Cr 947 EX Cr P	-	120,00	-	-
Eng. F3AE9687 AE001 10300 ccm 315 kW (428 PS)		125,00 6			2,50 3,00 4,00	792019-00-1 914 Cr P * 931 IW U P 947 EX Cr	-	120,00	-	-
Eng. F3AE 0681.E EuroTech / EuroStar / Strails 10303 ccm 316 kW (430 PS) Eng. F3AE 0681.D Strails 10303 ccm 287 kW (390 PS)		125,00 6			3,50 3,00 4,00	792031-00-1 914 Cr P * 931 P 947 EX Cr	-	125,00	952010-1 A=140 L=239 H=9,96 C=150,6	- 922010-1 2 x FP 3,53 1 x FP 3,53
Eng. 203 A 61 / H 61 Eng. 310 H 61 682 N3 / N4 / T3 / T4 690 N1 / N2 / T1 / T1R Bus 306 11548 ccm 132,5 kW (180 PS)	66-	130,00 6	92,5 - -30 200 - M \varnothing =61	48 x 110	4,00 3,00 3,00 5,50	792040-00-1 914 Cr * 911 IF P 931 P 947 EX Cr 792040-60-1	802060-00-1 RT	130,00	952060-1 A=136,00 L=282	-
Eng. F3BE 0681 A/B/C/CB/E/F/G Euro 3 12882 ccm 280-397 kW (381-540 PS)		135,00 6				-	-	135,00	952008-1 A=152,00 L=255 H=10 C=161,6 F=1,2	- 922008-1 2 x FP 3,53 1 x FP 3,53
Eng. F3BE 0681 A/B/C/E/G Euro 3 F/D 12882 ccm 280-397 kW (380-540 PS)	02-	135,00 6			4,00 3,00 5,00	792034-00-1 914 Cr * 911 947 EX Cr	-	135,00	-	-



MODEL / ENGINE

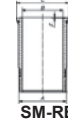
YEAR

Dia.
CYL

SM-REF



SM-REF.

Piston
Dia.

SM-REF.



SM-REF.

FIAT DIESEL

Eng. F3B 3681
A/B/C/D/E/F/G Euro 4/5
 12880 ccm
 301-412 kW (409-560 PS)

135,00
63,00
3,00
5,00

792037-00-1
 914 CCL P *
 911 IW Cr P
 947 EX Cr

-

135,00

-

-

Eng. 8210.02.00
Eng. 8210.02.221 A
Eng. 8210.12.0
Eng. 8215.02
 170/180/190/240/260/300
 330/370/421/619/691/697
 13797 ccm
 162-191 kW (220-260 PS)

69-81

137,00
692
-
-32,4
16748
x
117,54,00
3,00
3,00
5,50

792047-00-1
 914 Cr *
 911 Cr
 911 Cr
 947 EX Cr

802047-00-1
 RT

137,00

952068-1
 A=143,02
 L=282
 H=6
 C=147

-

Eng. 8210.42.151 / 152
 190.38 / Turbo Tech 380
Eng. 8210.42.400
 Eurotech 400E42 / 190E42
 260E42 / 380E42 / 440E42
 410E42 / 720E42
 13798 ccm
 265-346 kW (360-470 PS)

91-
92-137,00
6
-
-21
157
83,850
x
115
NB/T4,00
3,00
5,50

792033-00-1
 914 Cr *
 911 Cr
 947 EX Cr

802048-00-1
 RT / HA / KK

137,00

952068-1
 A=143,02
 L=282
 H=6
 C=147

-

Eng. 8210.02 / .000 / .020
.022 / .032 / .053 / .067 / .069
.081 / .266 / .267 / .371 / .373
.377 / .385 / .393 / .405 / .426
.440 / .441 / .731 / .032
Eng. 8211.02 / .032
8215.02
 13798 ccm
 191 kW (260 PS)

137,00
64,00
3,00
3,00
5,50

792065-00-1
 914 Cr *
 911 Cr P
 931 P
 947 Ex Cr

-

137,00

-

-

Eng. 8210.42.101
 190.36/240.36/330.36/340.36
 TurboStar

88-

137,00
64,00
3,00
5,50

792033-00-1
 914 Cr *
 911 Cr
 947 EX Cr

-

137,00

952068-1
 A=143,02
 L=282
 H=6

-

Eng. 8260.01/02
 370.25 / BM 25 / 30 / 305
 12876 ccm
 182 kW (248 PS)

76-

145,00
V64,00
3,00
6,00

792046-00-1
 914 Cr *
 911 Cr P
 947 EX Cr P

-

145,00

-

-

Eng. 8280.01/02/22/42
 190 / 220 / 240 / 320 /
 FR35 / FD30 /
 Turbostar / Turbostar 2
 17174 ccm
 243 kW (654 PS)

84-

145,00
V84,00
3,00
6,00

792064-00-1
 914 Cr *
 931 P
 947 Cr P

-

145,00

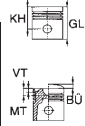
-

-



MODEL / ENGINE

YEAR

Dia.
CYL

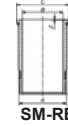
Ø x L



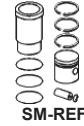
SM-REF



SM-REF.

Piston
Dia.

SM-REF.



SM-REF.

FORD**Fiesta****Escort**

Eng. 1.1 / HCS

1119 ccm

37-40 kW (50-55 PS)

89-92

91-

68,70

4

1,50

1,75

3,00

792123-00-4

910 IF Cr *

931

947 Cr

-

68,70

-

-

Fiesta 1.25 Trend

Eng. ZH12 Zetec S

1242 ccm

55 kW (75 PS)

71,90

4

1,20

1,50

2,50

792147-00-4

910 IF Nit S

931 P

3PC Cr

-

71,90

-

-

Fiesta

Eng. TK B / LC

935 / 957 ccm

29 / 33 kW (40 / 45 PS)

76-83

84-88

74,00

4

38,4

-

-

64,4

20,63

x

63,5

1,60

2,00

4,00

792116-00-4

910 Cr *

931 Fe

3PC Cr

802104-00-1

73,98

-

-

Courier / Escort**Fiesta / Ka / Orion**

Eng. J4B / J4C / J6A / J6B

Eng. JBA / JBB / JBC / JJA

Eng. JJD

1297 ccm

44-46 kW (60-63 PS)

88-92

89-92

74,00

4

29,4

-

-

53,9

18,03

x

64

1,50

1,75

3,00

792112-00-4

910 Cr *

931 P

947 EX Cr

802105-00-1

73,98

-

-

792112-50-4**802105-50-1**

74,51

-

-

-

802105-10-1

75,01

-

-

Fiesta / Escort

Eng. CFI

1297 ccm

44 kW (60 PS)

92-

74,00

4

29,4

-

-3,5

53,9

18,03

x

64

1,50

1,75

3,00

792112-00-4

910 Cr *

931 P

947 EX Cr

802106-00-1

73,98

-

-

792112-50-4**802106-50-1**

74,51

-

-

-

802106-10-1

75,01

-

-

Rocam Ikon 1.3i

Eng. ZL13

1299 ccm

51-70 kW

74,00

4

1,20

1,50

2,00

792164-00-4

910 IF Nit S

931 P

3PC Nit

-

74,00

-

-

Focus II / Turnier 1.4**Focus II Saloon 1.4****Fiesta VI 1.4**

Eng. ASDA / ASDB

Eng. SPJA (1.4 Duratec)

1388 ccm

59-71 kW (80-97 PS)

04-

05-

08-

76,00

4

1,20

1,50

2,50

792150-00-4

910 Nit S

911 P

3PC Cr

-

76,00

-

-

792150-10-4

NEW

-

77,00

-

-

Econovan / Laser

Eng. E5 / H14 B

1415 ccm

52 kW (71 PS)

85-91

77,00

4

1,50

2,00

4,00

798518-00-4

910 Nit S

931 P

3PC Cr

-

77,00

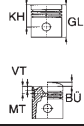
-

-



MODEL / ENGINE

YEAR

Dia.
CYLKH
GL
VT
MT

Ø x L



SM-REF



SM-REF.

Piston
Dia.

SM-REF.



SM-REF.

FORD**Laser**Eng. E3
1296 ccm
53 kW (72 PS)77,00
41,20
1,50
4,00
910 IF Nit S
931 P
3PC Cr

792163-00-4

-

77,00

-

-

CourierEng. VB
1800 ccm78,00
41,50
1,50
4,00
910 IF Cr S
931 P
3PC Cr

798520-00-4

-

78,00

-

-

CourierEng. NA
1800 ccm78,00
41,20
1,50
4,00
910 Cr S
931 P
3PC Cr

798522-00-4

-

78,00

-

-

**Focus / B-Max / C-Max
Grand C-Max**Eng. EcoBoost 1.0
998 ccm
74-92 kW (101-125 PS)12-
12-79,00
31,20
1,50
2,00
910 Nit S
931 P
3PC Nit*NEW*
792148-00-3

-

79,00

-

-

**Fiesta / Focus
Fusion 1.6 16V
Mondeo / Puma**Eng. FYDA / FYDD / ZH 16
1597 ccm
74-76 kW (100-103 PS)

98-

79,00
41,20
1,50
2,00
910 Cr S
931 P
3PC Cr

792149-00-4

-

79,00

-

-

NEW
792149-50-4

-

79,50

-

-

NEW
792149-10-4

-

80,00

-

-

**Escort
Fiesta XR2
Orion / Escort XR3i**Eng. CVH / LRB
1597 ccm
58-84 kW (79-115 PS)80-88
82-9180,00
41,60
2,00
4,00
910 Cr *
931 P
3PC Cr

792118-00-4

-

80,00

-

-

Sierra 1.8Eng. R2C / R6A / CVH
1769 ccm
64-66 kW (87-90 PS)

86-

80,00
41,50
1,50
3,00
910 IF Cr *
931 P
3PC Cr

792129-00-4

-

80,00

-

-

792129-10-4

-

81,00

-

-

Courier

Eng. MA

80,00
41,20
1,50
4,00
910 Cr S
931 P
3PC Cr

798525-00-4

-

80,00

-

-

Focus 1.6

1596 ccm

82,00
41,20
1,50
2,00
910 Cr S P
931 P
3PC Cr P*NEW*
792171-00-4

-

82,00

-

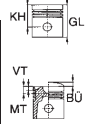
-

 MODEL / ENGINE	YEAR	 Dia. CYL	 VT MT	 Ø x L		 SM-REF	 SM-REF.	 Piston Dia.	 SM-REF.	 SM-REF.
FORD										
Fiesta Ikon ZL16 1598 ccm 68 kW (92 PS)	-99 00-07	82,07 4			1,20 1,50 2,00	792165-00-4 910 Nit S 931 P 3PC Nit	-	82,07	-	-
Contour Eng. Duratec VE Eng. Duratec 25SVT 2540 ccm 93-145 kW		82,50 6			1,20 1,50 3,00	^{*NEW*} 792175-00-6 910 IF Nit S 911 IF P 3PC Cr P	-	82,50	-	-
Focus C-Max 1.8i 16V Mondeo III 1.8i 16V Eng. CGBA / CGBB / CHBA Eng. CHBB 1798 ccm 81-93 kW (110-126 PS)	04-07 00-07	83,00 4			1,20 1,20 2,50	792162-00-4 910 IF Nit S 931 P 3PC Nit	-	83,00	-	-
Sierra / Scorpio / Transit Galaxy Eng. DOHC / EFI / NS / NSE 1998 ccm 80-88 kW (109-120 PS)	89-94 95-	86,00 4			1,60 1,75 3,00	792103-00-4 910 Cr * 911 P 3PC Cr	-	86,00	-	-
Granada / Sierra Scorpio Eng. OHC / REC 1796 ccm 66 kW (90 PS)	84-92	86,20 4			1,60 2,00 4,00	792126-00-4 910 Cr * 911 3PC Cr	-	86,20	-	-
C-Max 2.0 Focus C-Max 2.0 Focus II Convertible Estate / Saloon 2.0 16V Galaxy 2.0 / S-Max 2.0 Mondeo III / Estate Saloon 2.0 16V Eng. AODA / AODB / AOWA Eng. CJBA 1999 ccm 107 kW (146 PS)	07- 04-07 04- 06- 00-07	87,50 4			1,20 1,20 2,50	792172-00-4 910 Nit S 931 P 3PC Cr	-	87,50	-	-
Sable / Tourus / Ranger Eng. Vulcan V6 2997 ccm		89,00 6			1,50 1,50 3,00	^{*NEW*} 792176-00-6 910 IF Cr * 931 P 3PC Cr P	-	89,00	-	-



MODEL / ENGINE

YEAR

Dia.
CYLVT
MT

Ø x L



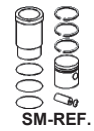
SM-REF



SM-REF.

Piston
Dia.

SM-REF.



SM-REF.

FORD

Capri II 2.0
Capri III 2.0
Escort II 2.0 RS
Granada 2.0
Granada Estate 2.0
Transit Box / Bus 2.0
Transit Platform/Chassis2.0
Taurus Coupe 2000
Taurus 2.0
Taurus 2000
Taurus Turnier 2.0
Taurus 80 Turnier 2.0
Taurus 80 2.0
 Eng. 4 RC (TL20L) / NE (TL20H)
 Eng. NEE / NEG / NEK / NEN / NEP
 Eng. NER / TL20H / TL20 LC
 1993 ccm
 43-77 kW (59-105 PS)

74-77 **90,80**
 78-85 4
 75-80
 79-85
 75-85
 77-86
 77-86
 73-76
 76-79
 73-76
 76-79
 79-82
 79-82

2,00
 2,50
 4,00

NEW
792114-00-4
 910 IF Cr *
 931 P
 947 EX Cr

90,80

Capri / Consul / Escort RS
Granada / Taurus / Cortina
Scorpio
Sierra
 Eng. HC
 1994 ccm
 72-84,5 kW (98-115 PS)

70-82 **90,80**
 70-82 4
 83-
 82-93

1,60
 2,00
 4,00

NEW
792125-00-6
 910 IF Cr *
 931 P
 947 EX Cr

90,80

Escort
Capri
Granada
Scorpio
Sierra
 Eng. N4A / N4I / NE / NE4
 Eng. NEK / NEL / NEN / NEP
 Eng. NER / NET / NR2 / NRB
 Eng. NRA / NRD / NRI
 1995 ccm
 74-85 kW (101-115 PS)

76-80
 78-87
 81-85
 85-92
 82-93

FORD DIESEL

Eng. UGJC
 B-Max 1.5 TDCI
 Fiesta VI 1.5 TDCI
 1499 ccm
 55 kW (75 PS)

73,50
 4
 12-
 12-

2,50
 2,00
 2,00

NEW
792106-00-4
 914 Cr *
 931 P
 947 EX Nit S

73,50

Eng. DV4TD / DV4TED
 Fiesta TDCI / Fusion
 1399 ccm
 50-66 kW (68-90 PS)

73,70
 4
 02-
 42,94
 -1,55
 -14,7
 65,44
 MØ=37,16

25
 x
 60
 T

793756-00-4
 914 Cr *
 911 IF U P
 947 EX Cr P

803711-00-1
 RT / AK

73,70

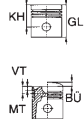
793756-50-4 **803711-50-1**

74,20



MODEL / ENGINE

YEAR

Dia.
CYL $\varnothing \times L$ 

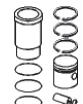
SM-REF



SM-REF.

Piston
Dia.

SM-REF.



SM-REF.

FORD DIESEL

Eng. G8DA / G8DB
Eng. HHDA / HHDB
Eng. HHJA / HHJB
Eng. HHJC / HHJD
Eng. HHJE / UBJA
 C-Max 1.6 TDCI
 Focus C-Max 1.6 TDCI
 Focus II 1.6 TDCI
 Focus Estate 1.6 TDCI
 Focus II Saloon 1.6 TDCI
 Fiesta V 1.6 TDCI
 Fusion 1.6 TDCI
 Fiesta Van 1.6 TDCI
 Fiesta VI 1.6 TDCI
 1560 ccm
 55-80 kW (75-109 PS)

07-
03-07
04-
05-
04-
09-
08-

75,00
4
-
-13,29
65,2
MØ=41,72

26
x
61
T
3,00
1,95
2,50

792170-00-4
916 Cr *
931 P
947 EX Nit S

803710-00-1
RT / KK / AK

75,00
80,00

953706-4
A=78
L=142
H=5
C=79,5
semi

-
-
-

Eng. NGDA
Eng. T1BA / T1BB
Eng. T1BC
 Focus III 1.6 TDCI
 Focus III 1.6 TDCI Econetic
 Mondeo IV 1.6 TDCI / Turnier
 1560 ccm
 77-85 kW (105-115 PS)

12-
12-
10-15

75,00
4

2,50
1,95
2,00

793770-00-4
914 Cr *
931 P
947 EX Nit S

-
-
-

75,00
75,50

-
-
-

-
-
-

Eng. T1DA / T1DB
Eng. T3DA / T3DB
Eng. T3JA / T3JB
Eng. TZJA / TZJB
 B-Max Van 1.6 TDCI
 C-Max II 1.6 TDCI
 C-Max II Van 1.6 TDCI
 Fiesta VI Van 1.6 TDCI
 Focus III Stufenheck 1.6 TDCI
 Focus III 1.6 TDCI
 Focus III Turnier 1.6 TDCI
 Grand C-Max 1.6 TDCI
 Grand C-Max Van 1.6 TDCI
 1560 ccm
 70-85 kW (95-115 PS)

12-
10-
10-
10-
10-
10-
10-
10-
10-

75,00
4
-
-
-13,89
65,2
MØ=45
-

26
x
61
T
2,50
1,95
2,00

793770-00-4
914 Cr *
931 P
947 EX Nit S

^{*NEW*}
803737-00-1
RT / KK

75,00
75,50

-
-
-

-
-
-

Eng. AFN / MF / MG / Z1
 Galaxy 1.9 TDI
 1896 ccm
 66-81 kW (90-110 PS)

95-98

79,50
4

1,75
2,00
3,00

795048-00-1
910 Cr S
911 IF U
947 EX Cr

-
-
-

79,50
80,00
80,50

-
-
-

-
-
-

Eng. Kent
 Fiesta D / Escort D / Orion D
 1608 ccm
 39,5 kW (54 PS)

83-88

80,00
4

2,00
2,00
3,00

792119-00-4
910 Cr *
911 P
947 EX Cr

-
-
-

80,00
80,50

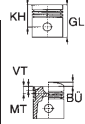
-
-
-

-
-
-



MODEL / ENGINE

YEAR

Dia.
CYL

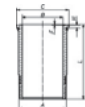
Ø x L



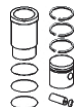
SM-REF



SM-REF.

Piston
Dia.

SM-REF.



SM-REF.

FORD DIESEL

Eng. RTA / RTB / RTC
Eng. RTD / RTE / RTF
Eng. RTG / RTH / RTJ
Eng. RTK
 Escort D / Orion D / Fiesta D
 1753 ccm
 44 kW (60 PS)

88-94

82,50
4
45,7
-
-
-1,6
73,7

26
x
59
2,00
2,00
3,00

792105-00-4
910 Cr *
911 P
947 EX Cr

802103-00-1
RT

82,52

-

-

792105-50-4

802103-50-1

83,00

-

-

Eng. RFA / RFB / RFD
Eng. RFK / RFL / RFM
Eng. RFN / RFS / RFU
Eng. RVA
 Escort TD / Fiesta TD
 Mondeo TD / Orion TD
 Series P 100 TD / Sierra TD
 1753 ccm
 51-66 kW (70-90 PS)

93-01

88-93

82,50
4
45,65
-
-2,05
73,65

26
x
69
2,50
2,00
3,00

792132-00-4
916 Cr *
911 P
947 EX Cr

802109-00-1
RT

82,52

-

-

802109-50-1

83,00

-

-

802109-10-1

83,50

-

-

Eng. RTE / RTF
 Fiesta / Escort
 1753 ccm
 44 kW (60 PS)

94-

82,50
4
45,7
-
-
-1,6
73,7

26
x
59
2,00
2,00
3,00

792105-00-4
910 Cr *
911 P
947 EX Cr

802110-00-1
RT

82,52

-

-

792105-50-4

802110-50-1

83,00

-

-

Eng. BHDA / BHDB
Eng. C9DA / C9DB
Eng. C9DC / F9DA
Eng. F9DB / FFDA
 Focus 1.8 DI / TDDI
 Focus Estate 1.8 / TDDI
 Focus 1.8 / Estate / Saloon
 Turbo DI/TDDi
 Focus 1.8 TDCi
 Focus Estate 1.8 TDCi
 Focus Saloon 1.8 TDCi
 1753 ccm
 55-85 kW (75-115 PS)

99-04

98-04

01-04

82,50
4

2,50
2,00
3,00

792153-00-4
913 Cr *
911 P
947 EX Cr

-

82,50

-

-

792153-50-4

-

83,00

-

-

Eng. BHPA / FFBA
Eng. FFWA / HCPA
Eng. HCPB / KHBA
Eng. P7PA / P7PB
Eng. P9PA / P9PB
Eng. P9PC / P9PD
Eng. QYWA / R2PA
Eng. R3PA / RWPA
Eng. RWPC / RWPD
Eng. RWPE / RWPF
 Tourneo Connect 1.8 Di / TDCi
 Transit Connect 1.8 Di / TDCi
 Mondeo IV / Saloon 1.8 TDCi
 Mondeo IV Turnier 1.8 TDCi
 Galaxy 1.8 TDCi
 S-Max 1.8 TDCi
 1753 ccm
 55-92 kW (75-125 PS)

07-

07-

06-

07-

82,50
4

1,75
2,00
2,00

792174-00-4
910 IF Cr S
931 P
947 EX Cr *

-

82,50

-

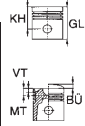
-

 MODEL / ENGINE	YEAR	 Dia. CYL	 VT MT	 Ø x L		 SM-REF	 SM-REF.	 Piston Dia.	 SM-REF.	 SM-REF.
FORD DIESEL										
Eng. G6DA / G6DB Eng. G6DD Focus C-MAX 2.0 TDCI Focus II 2.0 TDCI Focus II Convertible 2.0 TDCI Focus II Saloon 2.0 TDCI Focus II Turnier 2.0 TDCI 1997 ccm 100 kW (136 PS)	03-07 04- 06- 05- 04-	85,00 4	46,75 - -18,3 80,75 MØ=38,01	28 x 70	3,50 2,00 3,00	793749-00-4 914 Cr * 911 IF 947 EX Cr 793749-50-4 793749-60-4	803749-00-1 RT 803749-50-1 -	85,00 85,50 85,60	- - -	- - -
Eng. KNBA / KNBB Eng. KNWA / KNWB Mondeo IV 2.2 TDCI Mondeo IV Turnier 2.2 TDCI Galaxy 2.2 TDCI S-Max 2.2 TDCI 2179 ccm 146-147 kW (199-200 PS)	10- 10- 10- 10-	85,00 4			2,50 2,00 2,00	791120-00-4 916 CCL P * 911 IF U P 947 EX Nit S 791120-50-4	- -	85,00 85,50	- -	- -
Eng. 2.0 Duratorq Mondeo / Transit 1998 ccm 85 kW (115 PS)	00-	86,00 4			2,50 2,00 3,00	792155-00-4 913 Cr * 931 P 947 EX Nit P	-	86,00	-	-
Eng. ABFA / D3FA Eng. D5BA / D6BA Eng. F1FA / F3FA Eng. HJBA / HJBB Eng. HJBC / N7BA Eng. SDBA Mondeo III 2.0 DI / TDCI 16V Mondeo III 2.0 TDCI 16V Tourneo 2.0 TDI 16V Transit 2.0 DI / TDI 16V Transit 2.0 TDCI 16V 1998 ccm 55-96 kW (75-131 PS)	00-07 01-07 00- 00- 00-	86,00 4			2,00 2,00 2,00	792166-00-4 910 Cr * 931 P 947 EX Cr * *NEW* 792166-50-4	- -	86,00 86,50	- -	- -
Eng. 2.0 TDCi Duratorq Puma / Mondeo / Transit TDCI 1998 ccm 85-96 kW (115-130 PS)		86,00 4			2,00 2,00 3,00	792167-00-4 910 Cr * 931 P 947 EX Nit P	-	86,00	-	-
Eng. ABFA / D5BA Eng. D6BA / F3FA Eng. F1FA / HJBA Eng. HJBB / HJBC Eng. N7BA Mondeo III 2.0 DI 16V Mondeo III 2.0 TDI 16V Mondeo III 2.0 TDCI 16V Tourneo 2.0 DI 16V Transit 2.0 TDI 16V Transit 2.0 TDCI 16V 1998 ccm 63-96 kW (85-131 PS)	00-07 00-07 01-07 00- 00- 00-	86,00 4			2,00 2,00 2,00	792068-00-4 910 IF CCL 931 P 947 EX Cr * P *NEW* 792068-50-4	- -	86,01 86,50	- -	- -



MODEL / ENGINE

YEAR

Dia.
CYL

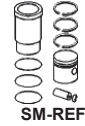
SM-REF



SM-REF.

Piston
Dia.

SM-REF.



SM-REF.

FORD DIESEL

Eng. N8C

Sierra 2.0
1998 ccm
77 kW (105 PS)86,00
41,60
2,00
4,00792168-00-4
910 Cr *
931 P
3PC Cr

-

86,00

-

-

Eng. 2.2 L Duratorq

Transit 2.2
2198 ccm
114 kW (155 PS)

11-

86,01
448,4
-
-12,6
74,8
-
MØ=49,00
-30
x
67
DLC2,00
2,00
2,00792068-00-4
910 IF CCL
931 P
947 EX Cr * P
*NEW*802112-00-1
RT / KK

86,01

-

-

792068-50-4

802112-50-1

86,50

-

-

Eng. XD 4.88

Granada
1948 ccm
39,5 kW (54 PS)

77-82

88,00
42,00
2,00
2,00
4,50793715-00-4
910 Cr *
911 IF
930 IF P
947 EX Cr

-

88,00

-

-

Eng. DT24 H / DT24 N

Eng. DT24 P

Transit TDI
2402 ccm
55-88 kW (75-120 PS)

99-

89,90
42,50
2,00
3,00792157-00-4
913 Cr *
931 P
947 EX

-

89,90

-

-

Eng. D4FA

Eng. DOFA (Duratorq DI)
Eng. H9FA (Duratorq) Eu. 4
Eng. H9FB / JXFA Euro 4
Eng. PHFA / PHFC Euro 4Transit 2.4 DI 16V
Transit Box 2.4 TDE
Transit Bus 2.4 TDE
Transit Platform / Chassis 2.4 TDE
Transit Box 2.4 TDCI / 4x4
Transit Bus 2.4 TDCI / 4x4
Transit Platform/Chassis 2.4 TDCI
2402 ccm
74-103 kW (100-140 PS)00-06
01-06
01-06
01-06
04-06
04-06
06-89,90
42,00
2,00
2,00792169-00-4
910 Nit S
931 P
947 EX Nit

-

89,90

-

-

Eng. D2FV

Eng. Puma DT24H

Eng. D2FA

Transit 2.4 DI
2402 ccm
66-88 kW (90-120 PS)89,90
453,5
-
-17
80,4
-
MØ=41,00
-32
x
66
T2,00
2,00
2,00792157-00-4
913 Cr
931 P
947 EX Cr

802120-00-1

-

89,90

-

-

RT

Eng. ZSD-424 Duratorq

Transit 2.4 TDCI
2402 ccm
103 kW (140 PS)

06-12

89,90
42,00
2,00
3,00792173-00-4
910 Nit S
931 P
947 Ex Cr

-

89,90

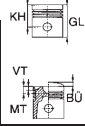
-

-



MODEL / ENGINE

YEAR

Dia.
CYLVT
MT

Ø x L



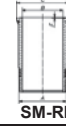
SM-REF



SM-REF



SM-REF.

Piston
Dia.

SM-REF.



SM-REF.

FORD DIESEL**Eng. XD 4.90 / WTA**Granada 2.1 D
2112 ccm
46,5 kW (63 PS)

77-82

90,00
42,00
2,00
2,00
4,50**793708-00-2**
910 Cr P *
911 P
930 P
947 EX Cr P

-

90,00

-

-

Eng. VM 492 HRScorpio 2.5 TD
2498 ccm
91 kW (124 PS)

95-99

92,00
22,50
2,00
4,00**795202-00-4**
914 Cr *
931
947 EX Cr

-

92,00

-

-

Eng. York D 25N/PTransit 80/100/120/130/160
2496 ccm
50 kW (68 PS)

84-88

93,67
42,00
2,00
4,00**792113-00-4**
910 Cr *
911 IF P
947 EX Cr P

-

93,67

-

-

**Eng. 4AB / 4BA / 4BC / 4CA
Eng. 4CC / 4DA / 4ED / 4FA
Eng. 4FB / 4FC / 4FD / 4GA
Eng. 4HB / 4HC**Transit Box 2.5 D
Transit Bus 2.5 D
Transit Flatbed/Chassis 2.5 D
Transit Van 2.5 D
Transit Tourneo 2.5 D
Transit Bus 2.5 TD
Transit Flatbed/Chassis 2.5TD
2496 ccm
50-85 kW (68-116 PS)83-86
85-89
83-86
86-91
94-00
92-90
92-94**93,67**
459,5
-
-
-18,0
89,5
MV=1,529
x
772,50
2,00
4,00**792134-00-4**
916 Cr *
911 IF P
947 EX Cr**802102-00-1**

93,67

-

-

792134-65-4**802102-65-1**

94,32

-

-

Eng. 4HC / 4HBTourneo / Transit 2.5 DI
2496 ccm
56 kW (76 PS)

94-00

93,67
42,50
2,00
4,00**792161-00-4**
913 Cr *
911 IF P
947 EX Cr P

-

93,67

-

-

Eng. LX D 2Sierra 2.3 D
Granada 2.3 D
Scorpio 2.3 D
2304 ccm
49 kW (67 PS)82-93
82-**94,00**
42,00
2,00
4,00**793714-00-4**
910 Cr *
931
947 EX Cr

-

94,00

-

-

793714-40-4

-

94,40

-

-

Eng. XD3 TScorpio
2498 ccm
67 kW (92 PS)

88-

94,00
43,00
2,00
4,00**793718-00-4**
914 Cr *
911 P
947 EX Cr

-

94,00

-

-

793718-40-4
NEW

-

94,40

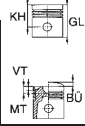
-

-



MODEL / ENGINE

YEAR

Dia.
CYLMT
BU
VT

Ø x L



2,38



SM-REF



SM-REF.

Piston
Dia.

SM-REF.



SM-REF.

FORDSON**Eng. 3.152**2500 ccm
22-33 kW (30-45 PS)91,48
32,38 911 P
2,38 911 P
3,16 930 P
6,33 946 P
6,33 946 P

793604-00-1

-

91,48

-

-

Eng. 2506 E / 2512 ETractor Major 4000 / 4600
3294 ccm
41/45 kW (56/62 PS)

66-

111,76
368,1
-
-22,1
12738,1
x
89,33,16 914 Cr *
2,38 911 IF P
2,38 931 P
4,74 947 EX Cr

792216-00-1

802114-00-1

RT

111,76

952121-1
A=114,43
L=208,28
H=2,565
C=120,35
semi

-

Eng. 7A / 6YTractor Major 8000 / 8200
8210 / 8260 / 8400 / 8600
8700 / TW10
Loader A64
6588 ccm
73-76 kW (100-104 PS)

68-

111,76
6**Eng. 6Y / 7A / 4.256**Combine 620 / 622 /
Tractor 650 / 3230 / 3430
3610 / 3910 / 4100 / 5000
5500 / 5550 / 5610 / 6000
6500 / 6600 / 6700
4195 ccm
55-58 kW (75-79 PS)

68-

111,76
470,7
-
-18,6
129,538,1
x
89,32,38 910 IF Cr P *
2,38 911 IF P
2,38 931 P
4,74 947 EX Cr

792209-00-2

802101-00-1

RT

111,76

952121-1
A=114,43
L=208,28
H=2,565
C=120,35
semi

-

**Eng. 3201 / 6Y / 7A
Eng. BSD 333 H / PD**515 / 531 / 532 / 535 / 540
550 / 555 / 4000 / 4110 / 4600
3294 ccm
38-44 kW (52-60 PS)

68-87

111,76
368,1
-
-19,8
12738,1
x
89,32,38 910 IF Cr P *
2,38 911 IF P
2,38 931 P
4,74 947 EX Cr

792209-00-2

802209-00-1

RT

111,76

952121-1
A=114,43
L=208,28
H=2,565
C=120,35
semi

-

Eng. BSD 4446610 / 6710
4392 ccm

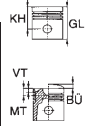
81-87

111,76
4



MODEL / ENGINE

YEAR

Dia.
CYLVT
MT

Ø x L



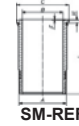
SM-REF



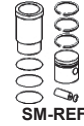
SM-REF.



SM-REF.

Piston
Dia.

SM-REF.



SM-REF.

FORDSON**Eng. 6 Y / 7 A****3201 / BSD 333 H / PD**

Tractor 515 / 531 / 532
535 / 540 / 545 / 550 / 555
4000 / 4110 / 4600 / 4610
3294 ccm
38-44 kW (52-60 PS)

68-

111,76
33,16
2,38
4,75**792203-00-2**914 Cr *
911 IF P
947 EX Cr

-

111,76

-

-

Eng. 2506 E / 2512 E

Tractor Major 4000 / 4600
3294 ccm
41/45,5 kW (56/62 PS)

66-

111,76
3**Eng. BSD 444 / 444 T**

Tractor 6610 / 6710
7610 / 7710
4392 ccm

81-

111,76
4**Eng. 6 Y / 7 A**

A62 Loader / Tractor 750
7000 / 7500 / 7600 / 7700
4195 ccm
69 kW (94 PS)

71-

Eng. 7 A

Tractor 9200 / 9260 / 9600
9700 / TW-20/25/30/35
6575 ccm
102-137 kW (138-186 PS)

76-

111,76
63,16
2,38
4,75**792203-00-2**914 Cr *
911 IF P
947 EX Cr

-

111,76

-

-

Eng. 7 A / 6 Y

Tractor Major 8000 / 8200
8210 / 8260 / 8400 / 8600
8700 / TW 10 / Loader A 64
Excavator H48
6588 ccm
73,5/76,5 kW (100/104 PS)

68-

GARDNER**Eng. L3 / L3B**

6035 - 24138 ccm
42-172 kW (57-233 PS)

139,70

2-8

3,16
3,16
6,34**790270-00-1**910 Cr *
910 Cr *
946

-

139,70

-

-

GA3 - WOLGA**Wolga / Gazelle**

Eng. ZMZ 4052.10
Eng. ZMZ 409.10
Eng. ZMZ 40522.10
2460 ccm
112 kW (152 PS)

95,50

4

1,75
2,00
3,50**795656-00-4**910 IF Cr
931 P
947 EX Cr P

-

95,50

-

-

795656-50-4

-

96,00

-

-

795656-10-4

-

96,50

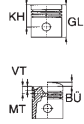
-

-



MODEL / ENGINE

YEAR

Dia.
CYL $\varnothing \times L$ 

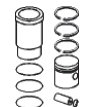
SM-REF



SM-REF.

Piston
Dia.

SM-REF.



SM-REF.

**GA3 - WOLGA
DIESEL****Eng. XD2 / XD2P / XD94**3102 / GAZ 23-10
M24 2.3 D
M24 Break 2.3 D
2304 ccm71-80
71-87**94,00**
42,00
2,00
4,00**793714-00-4**910 Cr *
931
947 EX Cr**793714-40-4****79-3714-60****79-3714-10**

-

94,00

-

-

HATZ**Eng. E 79 ES**422 ccm
6 kW (8 PS)

68-

82,00
12,00
2,00
4,00**792518-00-1**910 IF Cr *
931 P
948

-

82,00

-

-

Eng. E 79

422 ccm

82,00
12,50
2,50
4,00**792503-00-1**910 IF Cr
911 P
948

-

82,00

-

-

Eng. Z 7821050 ccm
6-14,5 kW (8-20 PS)**82,00**
2**Eng. ES / E 780**525 ccm
6,5/8,1 kW (9/11 PS)

71-

82,00
156
-1,3
-
-628
x
682,50
2,50
5,00**792504-00-1**910 IF Cr
911 P
948 P**802505-00-1**

82,00

-

-

Eng. 85 FG / FL / GTL 10
567 ccm
6,6/7,4 kW (9/10 PS)

54-84

85,00
156
-
-7
10030
x
722,00
2,00
4,00**792515-00-1**910 Cr P
911 IF
948 P**802501-00-1**

85,00

-

-

Eng. E / ES 785620 ccm
8,8 kW (12 PS)**85,00**
12,50
2,50
4,00**792519-00-1**910 IF Cr
911 P
948 P

-

85,00

-

-

Eng. E / ES 785620 ccm
8,8 kW (12 PS)

68-

85,00
12,50
2,50
4,00
4,00**792506-00-1**910 IF Cr
911 P
946 P
946 P

-

85,00

-

-

Eng. E 89G / 89 FG / FL668 ccm
7,3/8,8 kW (10/12 PS)**90,00**
12,50
2,50
5,00**792516-00-1**910 IF Cr
911 P
948 P











-

90,00

-

-

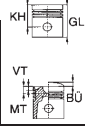
 MODEL / ENGINE	YEAR	 Dia. CYL	 VT MT	 $\varnothing \times L$		 SM-REF	 SM-REF.	 Piston Dia.	 SM-REF.	 SM-REF.
HATZ Eng. Z 788 / 790 1145 / 1270 ccm 17/22 kW (23/30 PS)		90,00 1			3,00 3,00 5,00	792508-00-1 910 IF Cr 911 IF P 948 P	-	90,00	-	-
Eng. E 88/89 FG / FL / G 668 ccm 7,3-8,8 kW (10-12 PS)		90,00 1			2,00 2,00 4,00	792507-00-1 910 Cr * 911 P 948 EX	-	90,00	-	-
Eng. Z 788 / 790 / 789 1145/1272 ccm 17/22 kW (23/30 PS)		90,00 2								
Eng. 2/3/4 L 30 S/C 1418/2126/2835 ccm 20-44 kW (27-60 PS)		95,00 2/3/4			3,00 3,00 5,00	792517-00-1 914 IF Cr 930 P 947 EX	-	95,00	-	-
HINO Eng. EK 100 / EK 200 KS 321 / KB 501D / ZM 103D TC 303D / KF 301D 13267 ccm		137,00 6			3,30 3,50 3,50 6,00	797342-00-1 914 Cr P * 911 IW P 931 Cr P 947 EX Cr P	-	137,00	-	-
Eng. F17D S'elega 17238 ccm 330 kW (450 PS)		137,00 8			3,31 3,50 3,50 5,00	^{*NEW*} 797411-00-1 914 Cr P * 911 IW P 931 Cr P 947 EX Cr	-	137,00	-	-
Eng. EF750 Super Dolphin 16745 ccm										
Eng. V22C 21548 ccm		139,00 10			3,31 3,50 3,50 6,00	797346-00-1 914 Cr P * 911 IW P 931 Cr P 947 EX Cr P	-	139,00	^{*NEW*} 957304-1 A=154 L=248 H=12 C=166 F=1	-
Eng. V22D 21548 ccm		139,00 V10			3,31 3,50 3,50 5,00	797416-00-1 914 Cr P * 911 IW P 931 Cr P 947 EX Cr P	-	139,00	-	-
Eng. F20C Ranger Truck Super Dolphin Profia FS 24610 ccm		146,00 8			3,31 3,50 3,50 5,00	797353-00-1 914 Cr P * 911 IW Cr 931 Cr P 947 EX Cr S	-	146,00	^{*NEW*} 957305-1 A=152 L=244 H=8 C=159 F=0,7	-

 MODEL / ENGINE	YEAR	 Dia. CYL	 VT MT	 $\varnothing \times L$		 SM-REF	 SM-REF.	 Piston Dia.	 SM-REF.	 SM-REF.
HINO Eng. F20C Ranger Truck Super Dolphin Profia FS 19688 ccm		146,00 8			3,31 3,00 3,00 4,00	*NEW* 797420-00-1 914 Cr P 911 IW Cr * 931 Cr P * 947 EX Cr P *	-	146,00	-	-
Eng. V26C Super Dolphin 25977 ccm		150,00 10			3,31 3,00 3,00 4,00	797421-00-1 914 Cr * 911 IW Cr * 931 Cr P * 947 EX Cr	-	150,00	957303-1 A=154 L=244,3 H=8,5 C=161 F=0,8	-
HONDA Z / Z Turbo / Life Eng. E07Z 656 ccm 38-47 kW (52-64 PS)		66,00 3			1,20 1,20 2,80	797610-00-3 910 Cr S P * 911 P 3PC Cr P	-	66,00	-	-
PA 5 / Civic Eng. EN / EJ / EB3 1238 ccm 47 kW (63 PS)		72,00 4			1,50 1,50 4,00	797611-00-4 911 Cr * 911 P 3PC Cr 797611-50-4	-	72,00	-	-
ZA-ES9 Eng. LDA-MF3 1339 ccm 63 kW (86 PS)		73,00 4			1,00 1,20 2,00	*NEW* 797660-00-4 910 IF Cr S 931 P 3PC Cr	-	73,00	-	-
Civic 1300 Ballade Eng. E12 / EJ1 1335 ccm 44 kW (60 PS)		72,00 4			1,00 1,20 2,80	797628-00-4 910 IF Nit S 931 P 3PC Cr *NEW* 797628-50-4	-	72,00	-	-
Civic Eng. EJ2 1335 ccm		72,00 4			1,50 1,50 2,80	797631-00-4 910 Cr * 911 P 3PC Cr *NEW* 797631-50-4	-	72,00	-	-
CRX Eng. D15B6 / PMA8 1493 ccm 46 kW (62 PS)		75,00 4			1,00 1,20 2,80	797626-00-4 910 Cr S 911 P 3PC Nit	-	75,00	-	-



MODEL / ENGINE

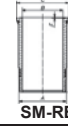
YEAR

Dia.
CYL

SM-REF



SM-REF.

Piston
Dia.

SM-REF.



SM-REF.

HONDA**Civic / CRX**Eng. SH4 / D15B
1493 ccm
77 kW (105 PS)

88-97

75,00
41,20
1,50
4,00**797636-00-4**
910 IF Nit S
931 AN P
3PC Cr

-

75,00

-

-

Civic 1.5i 16VEng. D15Z1
1493 ccm
66 kW (90 PS)

91-95

75,00
41,00
1,20
2,80**797637-00-4**
910 Cr S
931 P
3PC Cr P

-

75,00

-

-

Civic CX / LX / VP**Civic GX****Civic Coupe LS**Eng. D17A1 / D17A7 / D17A8
1668 ccm
75-85 kW (101-117 PS)

01-05

75,00
41,00
1,20
2,00**797638-00-4**
^{*NEW*}
910 Cr S
911 P
3PC Nit

-

75,00

-

-

Civic 1.5i 16VEng. D15B7
1493 ccm
74 kW (100 PS)

94-95

75,00
41,20
1,20
2,80**797639-00-4**
910 IF Nit S
911 P
3PC Cr

-

75,00

-

-

Civic / IntegraEng. PM6 / ZC / D16A / D16Z6
1590 ccm
84 kW (115 PS)

86-87

75,00
41,20
1,50
2,80**797640-00-4**
910 IF Nit S
931 AN P
3PC Cr

-

75,00

-

-

Civic 1.6 i 16VEng. D16A
1590 ccm
80-91 kW (109-124 PS)

87-92

75,00
41,20
1,50
2,80**797641-00-4**
910 IF Nit S
911 P
3PC Cr

-

75,00

-

-

Capa 1.5i 16VEng. D15B
1493 ccm
72 kW (98 PS)

98-

75,00
4

-

75,00

-

-

PreludeEng. EK / EP
1750 ccm

79-83

77,00
41,50
1,50
4,00**797642-00-4**
910 Cr S
931 P
3PC Cr

-

77,00

-

-

Accord / PreludeEng. ES / EY
1829 ccm

85-89

80,00
41,50
1,50
4,00**797617-00-4**
910 Cr S
931 P
3PC Cr

-

80,00

-

-

PreludeEng. B18A / B20A
1958 ccm

87-92

81,00
41,20
1,50
2,80**797624-00-4**
910 Nit S
931 P
3PC Nit

-

81,00

-

-

797624-50-4
^{*NEW*}

-

81,50

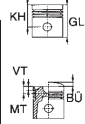
-

-



MODEL / ENGINE

YEAR

Dia.
CYL

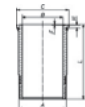
Ø x L



SM-REF



SM-REF.

Piston
Dia.

SM-REF.



SM-REF.

HONDA**Legend 2500**Eng. C25A1
2494 ccm
110 kW (150 PS)84,00
61,20
1,20
4,00***NEW***
797647-00-6
910 IF Nit S
931 Cr
3PC Cr

-

84,00

-

-

HONDA DIESEL**Amaze 1.5 VX i-DTEC**
Amaze 1.5 SX i-DTEC
Amaze 1.5 VX (O) i-DETC
1498 ccm
74 kW (100 PS)13-16 **76,00**
13-16 4
13-161,75
1,50
2,00***NEW***
797619-00-4
910 Nit S
911 P
947 EX Nit

-

76,00

-

-

Eng. XUD7 TECencerto
1769 ccm
66 kW (90 PS)94-95 **80,00**
43,00
2,00
3,00**793727-00-4**
914 Cr *
911 P
947 EX Cr

-

80,00

-

-

Eng. XUD7 TCity Saloon 1.8 D
Concerto 1.8 TD
1769 ccm
58 kW (79 PS)97-99 **80,00**
94-96 43,00
2,00
3,00**797603-00-4**
914 Cr *
911 P
947 EX Cr

-

80,00

-

-

HYUNDAI**Atos 12V**Eng. G4DG 3V / G4HC 3V
999 ccm
40-43 kW (54-59 PS)97- **66,00**
41,20
1,20
2,50**797202-00-4**
910 Cr S
911 P
3PC Cr

-

66,00

-

-

797202-25-4

-

66,25

-

-

797202-50-4

-

66,50

-

-

Atos / i10 / GetzEng. G4HG
1086 ccm
46-49 kW (61-64PS)97- **67,00**
424,5
-
-4,5
48,5
-
-1,20
1,20
2,00**795370-00-4**
910 IF Cr S
931 P
3PC Cr***NEW***
805304-00-1

-

67,00

-

-

795370-50-4***NEW***
805304-50-1

-

67,50

-

-

Atos 1.1i 12V
Getz / Santro 1.1i 12VEng. G4HD
1086 ccm
43-46 kW (59-62 PS)03-02- **67,00**
41,20
1,20
2,50**792455-00-4**
910 Nit S
911 P
3PC Cr P

-

67,00

-

-


Excel 1.3 / Pony 1.3Eng. X2 1.3 / G4DG
1300 ccm
44-47 kW (60-64 PS)90-94 **71,00**
41,50
1,50
4,00**792461-00-4**
910 Cr S
911 P
3PC Cr



-

71,00

-

-

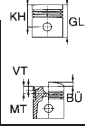
 MODEL / ENGINE	YEAR	 Dia. CYL	 VT MT	 Ø x L		 SM-REF	 SM-REF.	 Piston Dia.	 SM-REF.	 SM-REF.
HYUNDAI										
i10 1.2	08-13	71,00				792493-00-4	-	71,00	-	-
i10 1.2	14-	4			1,00	910 IF Cr S				
i20 1.2	14-				1,20	931 P				
i20 1.2	08-15				2,00	3PC Nit				
i20 Coupe 1.2 Eng. G4LA 1248 ccm 55-65 kW (75-88 PS)	15-					*NEW* 792493-50-4	-	71,50	-	-
Accent / Click / ES Getz 1.3i 12V / Multi RS Eng. G4EA / G4K / G4N / G4EH 1341 ccm 44-63 kW (60-85 PS)		71,50				792452-00-4	-	71,50	-	-
		4			1,50	910 Cr S				
					1,50	911 P				
					3,00	3PC Cr				
						792452-50-4	-	71,50	-	-
Pony II Stellar Eng. 4G33 1439 ccm 52 kW (70 PS)	82-90	73,00				798711-00-4	-	73,00	-	-
		4			1,50	910 Cr S				
					1,50	931 P				
					4,00	3PC Cr P				
Accent / Click / Coupé Elantra / Getz / Matrix Verna Eng. G4ED-G 1594 ccm 77-79 kW (105-107 PS)	99-	75,50				797205-00-4	-	75,50	-	-
		4			1,50	910 Cr *				
					1,50	911 P				
					3,00	3PC Cr				
						797205-25-4	-	75,75	-	-
						797205-50-4	-	76,00	-	-
Accent S / Coupe Accent / Elantra Verna / Lantra / 1.5i 12V Eng. G4AE / G4EK / Alpha 1.5 1495 ccm 65-68 kW (88-92 PS)		75,50				798751-00-4	-	75,50	-	-
		4			1,50	910 IF Cr S				
					1,50	911 P				
					3,00	3PC Cr				
						798751-50-4	-	76,00	-	-
Excel / Pony / Scope Lantra / Elantra 1.5 Eng. G4EK / G4AJ Eng. G4DJ / Alpha 1.5 Eng. X2-1.5 1468 ccm 53-63 kW (72-86 PS)		75,50				792462-00-4	-	75,50	-	-
		4			1,50	910 IF Cr S				
					1,50	911 P				
					4,00	3PC Cr				
						NEW 792462-50-4	-	76,00	-	-
Accent / Avante / Verna Lantra / Elantra 1.5i Eng. G4EK / G4FK 1495 ccm 73-85 kW (99-116 PS)	96-97	75,50				792464-00-4	-	75,50	-	-
		4			1,20	910 Nit S				
					1,50	911 P				
					3,00	3PC Cr				
						NEW 792464-50-4	-	76,00	-	-

 MODEL / ENGINE	YEAR	 Dia. CYL	 VT MT	 $\varnothing \times L$		 SM-REF	 SM-REF.	 Piston Dia.	 SM-REF.	 SM-REF.
HYUNDAI Click Eng. G4AJ 1400 ccm		75,50 4			1,20 1,20 2,00	*NEW* 792478-00-4 910 IF Cr S 931 P 3PC Nit	-	75,50	-	-
Accent / Click / Coupé Elantra / Getz / Matrix Verna / 1.6i 16 V Eng. G4ED-G 1599 ccm 77-79 kW (105-107 PS)		76,50 4			1,20 1,20 2,50	792460-00-4 910 IF Cr S 931 P 3PC Cr P 792460-50-4	-	76,50	-	-
Accent / Click Elantra 1.6 Eng. G4ED 1599 ccm 77 kW (103 PS)		76,50 4			1,20 1,20 2,00	792477-00-4 910 IF Cr S 931 P 3PC Cr P 792477-50-4	-	76,50	-	-
Avante HD Eng. Gamma 1,4 1396 ccm 66-80 kW (90-109 PS) Avante HD Eng. Gamma 1,6 1591 ccm 90-97 kW (122-132 PS)	06-	77,00 4			1,20 1,20 2,00	792488-00-4 910 IF Cr S 931 P 3PC Cr P	-	77,00	-	-
Lantra 1.6i / Coupe 1.6i Canter / Rosa Eng. G4DR / G4GR Eng. G4ED / J2 / Beta 1.6 1599 ccm 66 kW (90 PS)	96-	77,40 4			1,20 1,20 2,50	792459-00-4 910 IF Cr S 911 P 3PC Cr	-	77,40	-	-
Elantra 1.8 Eng. 2KO 1797 ccm 108-118 kW (147-160 PS)		81,00 4			1,00 1,20 2,00	795085-00-4 910 Nit S 931 P 3PC Nit	-	81,00	-	-
Sonata Eng. G4DM 1836 ccm		81,50 4			1,20 1,50 3,00	*NEW* 792465-00-4 910 IF Nit S 911 Cr 3PC Cr	-	81,50	-	-



MODEL / ENGINE

YEAR

Dia.
CYL

Ø x L



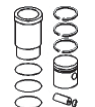
SM-REF



SM-REF.

Piston
Dia.

SM-REF.



SM-REF.

HYUNDAI

**Tiburon / Matrix 1.8
Beta 1.8**
Eng. G4GB / G4GF / G4GN
1795 ccm
94-104 kW (128-141 PS)

96-00

82,00
41,20
1,20
2,50

792458-00-4
910 Cr Fe S
911 P
3PC Nit P

-

82,00

-

-

**Lantra / Elantra
Tiburon / Matrix
Avante / Trajet 2.0**
Eng. G4GF / G4GN / G4GM
Eng. G4JP / G4CP / G4GB
1997 ccm
94-128 kW (105-143 PS)

96-00

Sirius 2.0
Eng. EF 2.0
1997 ccm
77 kW (105 PS)

85,00
41,20
1,50
2,80

792468-00-4
910 IF S
931 P
3PC Nit

-

85,00

-

-

HYUNDAI DIESEL

Eng. D3FA
i10
1120 ccm
70-75 PS

75,00
31,75
1,75
3,00

792491-00-3
910 IF Cr S
931 P
947 EX Nit

-

75,00

-

-

Eng. D4FA
Accent / Elantra / Getz / i20
Matrix
1493 ccm
102-110 PS

05-

75,00
4

Eng. D4FB
Accent / Elantra / i20 / i30 / ix20
1582 ccm
84-94 kW (115-128 PS)

06-

77,20
41,75
1,75
3,00

792492-00-4
910 IF Cr S
931 P
947 EX Nit S

-

77,20

-

-

Eng. D3-EA 1.5 CRDi
Accent / Click / Getz
Lavita / Matrix / Verna
1493 ccm
60 kW (82 PS)

01-

83,00
32,00
2,00
3,00

792610-00-1
914 Nit S
911 IF U Cr P
947 EX Cr P

-

83,00

-

-

Eng. 2.0 CRDi
Elantra / Santa Fe / Trajet / Tucson
1991 ccm
83 kW (113 PS)

83,00
4

792610-50-1

-

83,50

-

-

Eng. XUD9 / XUD9 A
Lantra 1.9 D
1905 ccm
47-52 kW (64-71 PS)

98-00

83,00
42,00
2,00
3,00

793723-00-4
910 Cr P *
911 IF U P
947 EX Cr P

-

83,00

953702-4
A=86
L=153,5
semi

-

793723-50-4

-

83,50

-

793723-80-4

-

83,80

-

793723-10-4
NEW

-

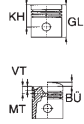
84,00

-



MODEL / ENGINE

YEAR

Dia.
CYL

Ø x L



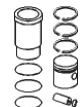
SM-REF



SM-REF.

Piston
Dia.

SM-REF.



SM-REF.

HYUNDAI DIESEL**Eng. G4JS / EF2.4****Eng. Sirius II**

Sonata / H1

Santa Fe 2.4i

2351 ccm

100 kW (136 PS)

00-06
00-06**86,50**
41,20
1,50
2,80**792471-00-4**
910 Nit S
931 P
3PC Cr

-

86,50

-

-

Eng. D4EB

Grandeur 2.2 CRDi

Santa Fé II 2.2 CRDi

Santa Fé II 4x4

Santa Fé II 2.2 CRDi GLS

Santa Fé II 2.2 CRDi GLS 4x4

2188 ccm

102-114 kW (139-155 PS)

06-11
06-12
06-09
06-09
06-09**87,00**
4
46,3
-
-17,4
72,3
-
MØ=44,3
-28
x
72
T
NB2,50
2,00
3,00**792413-00-4**
910 IF Nit S
931 P
3PC Cr P

NEW

802413-00-1
RT / KK

NEW

87,00

-

-

Eng. D4EB

Grandeur 2.2 CRDi

Santa Fe 2.2 CRDi

2188 ccm

102-114 kW (139-155 PS)

06-11
06-12**87,00**
42,50
2,00
3,00**792497-00-4**
913 Cr P *
911 Cr P
947 EX Cr P

NEW

-

87,00

-

-

Eng. D4CB L / W

H1 2.5 CRDi

2497 ccm

81-125 kW (110-170 PS)

08-

91,00
42,50
2,00
3,00**792481-00-4**
913 Nit S
911 IW U Cr
947 EX Nit S

-

91,00

-

-

792481-01-4

-

91,10

-

-

Eng. D4BA / D4BC

Porter / H-100

2607 ccm

59 kW (80 PS)

77-

91,10
42,00
2,00
3,00**792451-00-4**
910 Nit S
911 Cr
947 EX Nit S

-

91,10

-

-

792451-50-4

-

91,60

-

-

Eng. D4BF / 4D56T**Eng. 4D56Ti / D4DH**

Galoper / Grace / Porter

Starex

2476 ccm

62-106 kW (83-145 PS)

91,10
42,50
2,00
4,00**792454-00-4**
913 Cr P S
913 Cr P
947 EX Nit

NEW

-

91,10

-

-

792454-50-4

-

91,60

-

-

Eng. D4BA

Galoper I 2.5 TD

Galoper II 2.5 TD

H100 2.5 TD

2477 ccm

54-59 kW (73-80 PS)

91-94
97-01
93-94**91,10**
42,00
2,00
4,00**792472-00-4**
910 Nit
911 Cr
947 EX Nit S

-

91,10

-

-

Eng. D4AE / D4AL

Chorus Bus

3298 ccm

88 kW (120 PS)

94-

100,00
43,00
2,00
4,00**797212-00-4**
914 IF Cr P *
911 IW Cr P
947 EX Cr

-

100,00

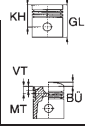
-

-



MODEL / ENGINE

YEAR

Dia.
CYL $\varnothing \times L$ 

SM-REF



SM-REF.

Piston
Dia.

SM-REF.



SM-REF.

HYUNDAI DIESEL**Eng. D4DB**County 130
HD 65 / 72 / 78
3907 ccm
96 kW (130 PS)04-
06-**104,00**
43,00
2,00
3,00**792496-00-4**
914 Cr S
911 IW Cr *
947 EX Nit S

-

104,00

-

-

**Eng. D4AF / D4AL
Eng. D4DB / D4DC**HD65 / HD72
3298-3907 ccm
74-114 kW (100-155 PS)

09-

104,00
43,00
2,00
4,00**79215-00-4**
913 Cr P *
911 IW Cr P
947 EX Cr

-

104,00

-

-

Eng. D70 / D6CASamco
12920 ccm**133,00**
687,7
-
-
-19,7
141,2
-
MØ=85,9
-

55

x
106
T3,33
3,00
4,00**792408-00-1**
914 Cr P *
911 IW Cr P *
947 EX Cr S***NEW***
802420-00-1
RT / KK

133,00

NEW
952402-1
A=151
L=276
H=11,57
C=160,50
F=1,40

-

Eng. D8AX15 to Truck
18 to Truck
16031 ccm**135,00**
83,31
3,00
3,00
4,00***NEW***
792494-00-1
914 Cr P *
911 IW Cr P
931 Cr P
947 EX Nit

-

135,00

-

-

IFA**Eng. 4 VD 14.5
Eng. 12-1 SRW**IFA W 50
6560 ccm
50-92 kW (68-124 PS)**120,00**
43,00
3,00
5,00**796000-00-1**
910 Cr *
911
947 EX Cr P

-

120,00

-

-

Eng. 4 VD 14 / 121SRWZT 300 / 303 / 304
512 / 514 / IFA W50
6560 ccm
80-92 kW (109-125 PS)

76-

120,00
43,50
3,50
5,00**796001-00-1**
910 Cr P
911 P
947 EX Cr P

-

120,00

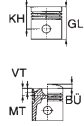
-

-



MODEL / ENGINE

YEAR

Dia.
CYL

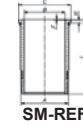
Ø x L



SM-REF



SM-REF.

Piston
Dia.

SM-REF.



SM-REF.

I H C**Eng. DD-74**

Traktor D217 S/F / D 219
1217 ccm
12,5-14 kW (17-19 PS)

87,31
2

56-75

2,38
2,38
2,38
4,74
4,74

792703-00-1

-

87,31

-

-

Eng. DD-111 / DU-11

Traktor D 323 /D324 S/D / 326
Mähdrescher / D8-62
1825 ccm
18/26 kW (24/35 PS)

87,31
3

4,74

947 P

Eng. DD-148 / DU-148

Traktor D 436 S / D 438 S
DTD 5 / 439
2434 ccm
27/28 kW (36 PS)

87,31
4**Eng. BD 154**

Tractor 238 / 364 / 384 / 414
424 / 434 / 444 / 2424 / 2444
2520 ccm
26 kW (36 PS)

63-

88,90
450,9
-
-
9928
x
772,38
2,38
2,38
4,74
4,74

792704-00-1

802701-00-1

88,90

952701-4
A=93,69
L=185,7
H=5,77
C=101,5

812701-4

Eng. D 179

633
2933 ccm
35-39 kW (48-52 PS)

98,425
367
-
-24
101,536
x
823,16
2,38
4,74

792707-00-1

802702-00-1

98,43

952702-1
A=110,75
L=216,1
H=7,7
C=119
F=1,1

812702-2

Eng. D 239

684 / 744 / 3500 / TD8
45-54 kW (61-73 PS)

98,425
4**Eng. D 358**

1055 / 520 / 630 / 640 / 515
541 / 943
Tractor 826 / 886 / 955 / 956
1046 / 1056 / 2826 / 3288
5860 ccm
74-101 kW (100-138 PS)

65-

98,425
6**Eng. D 155 / UD 155**

Tractor D353 / D383 / D423
D433 / XV / XE433 / SU533
2540 ccm
26/33 KW (36/45 PS)

98,425
367
-
-19,9
10736
x
823,16
2,38
4,74

792706-00-1

802703-00-1

98,43

952703-1
A=110,75
L=201,1
H=7,7
C=119
F=1,1

812703-2

Eng. D 206 / UD 206

Tractor D258 / D584 / D554
D644 / D645 / E733 / V733
D884
3380 ccm
43 kW (59 PS)

98,425
4**Eng. 310 / UD 310**

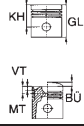
5070 ccm
63-78,5 kW (85-107 PS)

98,425
6



MODEL / ENGINE

YEAR

Dia.
CYL

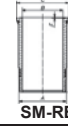
Ø x L



SM-REF



SM-REF.

Piston
Dia.

SM-REF.



SM-REF.

ISUZU**Panero****Gemini**

Eng. 4XE1 / 4XE1W

1588 ccm

71-132 kW (96-180 PS)

89-92

80,00

4

1,20
1,20
3,00**797926-00-4**910 Cr S
911 P
3PC Cr P

-

80,00

-

-

Florian1.8**Gemini 1.8**

Eng. G180

1818 ccm

81 kW (110 PS)

69-87
77-84**84,00**

4

2,00
2,00
4,00**797936-00-4**910 IF Cr P *
911
3PC Cr P

-

84,00

-

-

Amigo / Rodeo / ELF2.2

Eng. X22 SE

2198 ccm

100-105 kW (136-143 PS)

86,00

4

1,50
1,50
3,00**793535-00-4**910 IF Nit S
931 P
3PC Cr P

-

86,00

-

-

793535-50-4

-

86,50

-

-

Frontera

Eng. Y22SE

2198 ccm

100 kW (136 PS)

02-

86,00

4

1,20
1,50
2,50**793562-00-4**910 Nit S
931 P
3PC Cr

-

86,00

-

-

793562-50-4

-

86,50

-

-

Hombre 2.2 L

Eng. LF6 / LN2

2197 ccm

96-00

89,00

4/6

1,50
1,50
3,00**797929-00-4**910 IF Cr *
931 P
3PC Cr P

-

89,00

-

-

ISUZU DIESEL**Eng. 4EC1**

Gemini 1.5 D

Gemini Saloon 1.5 D

1488 ccm

37 kW (50 PS)

88-90
74-90**76,00**

4

2,00
1,50
3,00**793503-00-4**910 Cr *
911 P
947 EX Cr

-

76,00

-

-

Eng. 4EC1T

Gemini 1.5 TD / Saloon

1488 ccm

49-54 kW (67-73 PS)

88-90

Eng. 4EE1

Gemini 1.7 TD

1686 ccm

65 kW (88 PS)

90-93

79,00

4

2,00
1,50
3,00^{*NEW*}
793540-00-4910 IF Cr *
931 P
947 EX Cr P

-

79,00

-

-

^{*NEW*}
793540-10-4

-

80,00

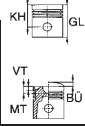
-

-



MODEL / ENGINE

YEAR

Dia.
CYL

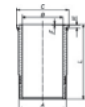
Ø x L



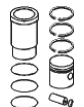
SM-REF



SM-REF.

Piston
Dia.

SM-REF.



SM-REF.

ISUZU DIESEL**Eng. 4FD1**Midi Box / Bus / Van 2.2 D
2189 ccm
45-54 kW (61-73 PS)

89-

88,00
42,00
2,00
4,00**793523-00-4**
910 Cr P *
930 IF P
947 EX P

-

88,00

-

-

Eng. C223Campo / Trooper 2.2 D
2238 ccm
45 kW (61 PS)

83-91

88,00
42,00
2,00
4,00**793523-00-4**
910 Cr P *
930 IF P
947 EX P

-

88,00

-

-

Eng. 4JB1Truck / Elf 150
2771 ccm
42 kW (57 PS)**93,00**
42,00
2,00
4,00**798030-00-4**
910 P *
931 P
947 EX P
for chrome plated cylinder

-

93,00

-

-

Eng. 4JB1Bighorn / ELF 150 KAD 42
Trooper
2771 ccm
42 kW (57 PS)

84-86

93,00
42,00
2,00
4,00**798154-00-4**
910 Cr *
931 P
947 EX Cr

-

93,00

-

-

Eng. 4JG2Amigo / Bighorn / Rodeo
Trooper
3059 ccm
85 kW (115 PS)

80-97

95,40
42,50
2,00
4,00**798080-00-4**
910 IF P
911 IF P
947 EX Nit S
for chrome plated cylinder

-

95,40

-

-

2,50
2,00
4,00**798103-00-4**
910 IF Cr
911 IF P
947 EX Nit S

-

95,40

-

-

Eng. DA120

6126 ccm

65-81

100,00
62,50
2,50
2,50
5,00**798106-00-2**
910 Cr S
911 IW P
931 P
947 EX Cr

-

100,00

-

-

Eng. DA220

4038 ccm

100,00
42,50
2,50
2,50
5,00**798108-00-2**
910 Cr *
911 P
931 P
947 EX Cr

-

100,00

-

-

Eng. GD150

5654 ccm

100,00
62,50
2,50
5,00**798109-00-2**
910 Cr *
911 P
947 EX Cr

-

100,00

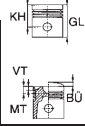
-

-



MODEL / ENGINE

YEAR

Dia.
CYLVT
MT

Ø x L



SM-REF



SM-REF



SM-REF.

Piston
Dia.

SM-REF.



SM-REF.

ISUZU DIESEL**Eng. DA640S**Truck TXD 13 / 23 / 53 / 60
SFR 320 / 420 / 460 / 500 / 600
TSD43 / TWD23
Bus BA20 / 20P / BF30
6373 ccm102,00
63,50
2,50
2,50
5,00***NEW***
798042-00-1
914 Cr *
931 P
931 P
947 EX Cr

102,00

Eng. D640PPindustrial engine
6373 ccm102,00
63,00
2,50
2,50
5,00***NEW***
798044-00-1
910 Cr
931 P
931 P
947 EX Cr

102,00

Eng. 6BD1 / 6BB1Truck / Tractor
5785 ccm
110 kW (150 PS)102,00
63,00
2,50
5,00**798045-00-2**
911 P
931 P
947 EX P
for chrome plated cylinder

102,00

Eng. 8MA1T

16513 ccm

145,00
84,00
3,00
6,00**798072-00-1**
914 Cr *
911 Cr P
947 EX Cr P

145,00

JAGUAR DIESEL**Eng. AJD**S-Type 2.7 D
XF 2.7 D
XJ 6 2.7 D
2720 ccm
152 kW (207 PS)04-07
08-
05-0981,00
62,00
2,00
2,00**793728-00-2**
910 IF CCL *
911 IF U
947 EX Cr *

81,00

793788-00-2
910 IF CCL *
911 IF U
947 EX Cr *

81,00

Eng. 306DT Euro 5**Eng. AJV6D**XF 3.0 D
XF 3.0 D AWD
XF Sportbrake 3.0 D
XJ 3.0 V6 D
2993 ccm
155-202 kW (211-275 PS)09-
12-
12-
09-84,00
62,00
2,00
2,00***NEW***
793772-00-2
910 IF CCL P *
911 IF U P
947 EX Cr *

84,00

Eng. 224DTXF 2.2 D
XF Sportbrake 2.2 D
2179 ccm
110-147 kW (150-200 PS)11-
12-85,00
42,50
2,00
2,00**791120-00-4**
916 CCL P *
911 IF U P
947 EX Nit S

85,00

791120-50-4

85,50

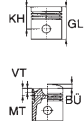


MODEL / ENGINE

YEAR



Dia.
CYL



VT
MT



Ø x L



SM-REF



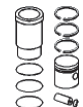
SM-REF.



Piston
Dia.



SM-REF.



SM-REF.

JAGUAR DIESEL

Eng. LJ46G
Eng. QJBA (Duratorq)
X-Type 2.2 D
X-Type Estate 2.2 D
2198 ccm
107-114 kW (146-155 PS)

05-09

86,00
4

2,00
2,00
2,00

792068-00-4
910 IF CCL
931 P
947 EX Cr * P
NEW
792068-50-4

-

86,00

-

-

JOHN DEERE

820 / 920
Eng. 153.310/510
2490 ccm
23,5/29,5 kW (32/40 PS)

Tractor T 100 / 1.010
Combine HJ-LO
220 Crawler JD 450
Skidder 440
Tractor T 700
Eng. 204 / 710
3320 ccm
37 kW (50 PS)

3120
Eng. 6303 DL 01
4975 ccm
59,5 kW (81 PS)

64-67

98,00
3

98,00
4

98,00
6

2,38
2,38
5,00

793450-00-1
910 Cr
911 P
947 EX Cr P

-

98,00

-

-

Combine 630 / 730
Eng. A 6.354
5800 ccm
64/70/76,5/81 kW
(87/95/104/110 PS)

98,48
4

2,38
2,38
2,38
6,33
6,33

793608-00-2
910 IF Cr
910 IW P
910 IW P
947 P
946 P

-

98,48

-

-

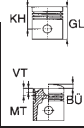


MODEL / ENGINE

YEAR



Dia.
CYL



Ø x L



SM-REF



SM-REF.



Piston
Dia.



SM-REF.



SM-REF.

JOHN DEERE

Eng. 300 NA / 3179 D

2940 ccm
28-41 kW (38-56 PS)

106,50
3

3,16 914 Cr P *
2,38 911 IF U P
3,50 947 EX Cr P

106,50

Eng. 3239 DL 01

3030 / 3040 / 3050 / 3130 / 3140
3350 / 3640
2938 ccm
41 kW (56 PS)

106,50
4

Eng. 300 NA / 4039 D

Eng. 4239 T/TL
840 / 940 / 1040 / 1140 / 1350
1447 / 1550 / 1630 / 1640 / 1745
1750 / 1840 / 1845 / 1850 / 1950
2040 / 2130 / 2140 / 2250 / 2450
2650 / 2850 / 3030 / 3040 / 3050
3130 / 3140 / 3350 / 3640 / 4050
3920 ccm
60-67 kW (62-85 PS)

Eng. 300 NA / 4045 D

4524 ccm
63 kW (85 PS)

Eng. 4239 DL 01

840 / 940 / 1040/1140/1350
1447 / 1550 / 1630 / 1640 / 1745
1750 / 1840 / 1845 / 1850 / 1950
2040 / 2130 / 2140 / 2250 / 2450
2650 / 2850 / 4050
3918 ccm
46-55 kW (62-75 PS)

Eng. 300 NA / 6059 D

5878 ccm
89 kW (120 PS)

106,50
6

Eng. 300 NA / 6068 D

6786 ccm
97 kW (130 PS)

73-

106,50
6

Eng. 6359 DL 01 / DL

Eng. 6359 TZ 01/02
1040 / 1140 / 1350 / 1447 / 1550
1630 / 1640 / 1745 / 1750 / 1840
1845 / 1850 / 1950 / 2030 / 2040
2130 / 2140 / 2250 / 2450 / 2650
2850 / 3040 / 3140
5876 ccm
66-82,5 kW (90-112 PS)

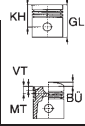
Eng. 6359 T

840 / 940 / 1040 / 1350 / 1447
1550 / 1630 / 1640 / 1745 / 1750
1840 / 1845 / 1850 / 1950 / 2040
2130 / 2140 / 2250 / 2450 / 2650
2850 / 3030 / 3040 / 3050 / 3130
3140 / 3350 / 3640 / 4040 / 4050
5880 ccm
82/102 kW (112/139 PS)



MODEL / ENGINE

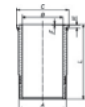
YEAR



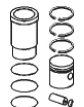
SM-REF



SM-REF.

Piston
Dia.

SM-REF.



SM-REF.

KAMAZ

Eng. 5320 / 5410 / 5511
Eng. 53202 / 53212
 740
 10850 ccm
 155 kW (211 PS)

120,00
V8

794802-00-1
 913 Cr P *
 913 Cr P *
 947 EX Cr P

120,00

Eng. 7401 / 7-40
 Bus PA 3-4202 / KAB 3-5252
 10852 ccm

120,00
V10

Eng.
 13565 ccm
 191,5 kW (260 PS)

KHD**Eng. F1L 208 D**80,00
1

49
 -
 -15,9
 84,85

28
 x
 65,85

2,50
 2,50
 5,00

791545-00-1
 910 Cr P
 931 P
 947 EX Cr

801508-00-1

80,00

Eng. F2L 208F
Eng. F1L 208F
 D82

82,00
1

Kompressoren Bosch / Volvo
 Einbaumotor Volvo

2,50
 2,00
 3,00

791559-00-1
 910 IF Cr P
 911 IF U P
 947 EX Cr

82,00

Eng. F1L / F2L 31085,00
1/2

2,00
 2,00
 2,00
 5,00

791516-00-1
 910 Cr P
 911 IF
 911 IF
 948 P

85,00

Eng. F3L / F4L 31085,00
3/4**Eng. F1L 612**90,00
1

2,50
 2,50
 2,50
 5,00
 5,00

791528-00-1
 910 IF Cr
 911 Fe
 931 Fe
 948 P
 948 P

90,00

Eng. F2L 61290,00
2**Eng. F3L 612**90,00
3**Eng. F2L 1011**

1366 ccm
 18-22 kW (25-30 PS)

91,00
2

55,17
 -
 -19,81
 86,27

26
 x
 65

2,00
 2,00
 3,00

791512-00-1
 910 Cr
 911 IF P
 947 EX P

801511-00-1

91,00

951511-1
 A=94,01
 L=180,5
 H=4,56
 C=99

Eng. F3L 1011

2049 ccm
 27-33 kW (37-45 PS)

91,00
3**791512-50-1****801511-50-1**

91,50

Eng. F4L 1011

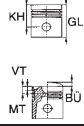
2732 ccm
 36-44 kW (49-60 PS)

91,00
4



MODEL / ENGINE

YEAR

Dia.
CYL

Ø x L



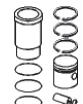
SM-REF



SM-REF.

Piston
Dia.

SM-REF.



SM-REF.

KHD**Eng. F1L 411 D**698 ccm
4,8-17,7 kW (6,5-24 PS)

92,00

1

2,50

791517-00-1

914 Cr *

-

92,00

-

-

Eng. F2L 411 D1395 ccm
4,8-17,7 kW (6,5-24 PS)

92,00

2

5,00

947 EX Cr

Eng. BF4M 10123192 ccm
47-65 kW (64-89 PS)

94,00

4

61,2

-

-18,4

98

34

x

78

3,00

914 Cr *

911 P

947 EX Cr

2,00

3,00

911 P

801512-00-1

-

RT

94,00

951512-1

A=98,5

L=196

H=5

C=102,5

-

Eng. BF6M 10124788 ccm
83-98 kW (113-133 PS)

94,00

6

Eng. BF3L 20112332 ccm
42-45 kW (57-61 PS)

94,00

3

2,00

910 Cr *

911 IF U P

947 EX Cr

2,00

3,00

-

94,00

-

-

Eng. BF4L 20113110 ccm
55-58 kW (75-79 PS)

94,00

4

Eng. D 2011 L2 Euro 31555 ccm
23 / 24 kW (31/33 PS)

94,00

2

3,00

914 Cr *

911 IF U P

947 EX Cr

2,00

3,00

-

94,00

-

-

Eng. BF3L 2011**Eng. BF3M 2011****Eng. D 2011 L3 Euro 3**2330 ccm
36-49 kW (49-61 PS)

94,00

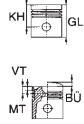
3

Eng. BF4 L 2011**Eng. BF4M 2011****Eng. BF4M 2011 C**3110 ccm
58-65 kW (80-84 PS)



MODEL / ENGINE

YEAR

Dia.
CYL

Ø x L



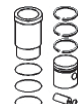
SM-REF



SM-REF.

Piston
Dia.

SM-REF.



SM-REF.

KHD**Eng. F1L 812**Tractor D15
850 ccm
8/9 kW (11/12,2 PS)

95,00

68

35

x
2,50
2,50
2,50
5,00791518-00-1
910 IF Cr
911 IF
911 IF
947 EX

801518-00-1

95,00

951518-4
A=115
L=217,6
H=132,6
C=105

811518-4

Eng. F2L 812Tractor D30 / D2505 / D3005
1700 ccm
14,5-22 kW (20-30 PS)

95,00

68

80

125,6

5,00

Eng. F3L 812Tractor D4005 / D4505 / D40
2550 ccm
24,5-31,5 kW (33-43 PS)

95,00

68

80

125,6

5,00

Eng. F4L 812Tractor D50 / D5005 / D6005
3400 ccm
33-39 kW (45-53 PS)

95,00

68

80

125,6

5,00

Eng. F6L 812D15 / D30 / S / D2505 / S3005
D40L / D4005 / D4505....
5100 ccm
48,5-73,5 kW (66-100 PS)

63-67

95,00

68

80

125,6

5,00

**Eng. F1L / F2L / F3L 712
Eng. F4L / F5L / F6L 712**

63-67

95,00

68

80

125,6

2,50 910 IF Cr
2,50 911 IF
2,50 911 IF
5,00 947 EX
5,00 946 P

-

95,00

-

-

Eng. FL 210

95,00

68

80

125,6

2,50 910 IF Cr
2,55 911 IF U
5,00 947 EX P

-

95,00

-

-

Eng. BF4M 2013 CEuro 3
3800 ccm
125 kW (170 PS)

98,00

68

80

125,6

3,00 914 IW Cr *
2,00 911 IF U P
3,00 947 EX Nit

-

98,00

-

-

Eng. BF6M 2012 C

Euro 2

98,00

68

80

125,6

Eng. TCD 2012

Euro 3

5700 ccm

80-155 kW (109-209 PS)

Eng. BF6M 2013 C

Euro 3

Eng. TAD 620 VE

Euro 2

5703 ccm

92-190 kW (160-258 PS)

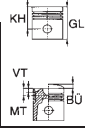


MODEL / ENGINE

YEAR



Dia.
CYL



VT
MT



Ø x L



SM-REF



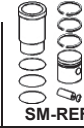
SM-REF.



Piston
Dia.



SM-REF.



SM-REF.

KHD

Eng. F2L 912 D

1884 ccm
18-25 kW (24-34 PS)

100,00
2

71,9
5,7
-

35
x
80

3,00
2,50
2,50

791506-00-1
914 Cr P *
911 P
911 P
947 EX Cr

801501-00-1

100,00

951502-1
A=110
L=222,3
H=137,3
C=120

811501-1

Eng. F3L 912 D

2826 ccm
26-44 kW (35-60 PS)

100,00
3

123,6

5,00

791506-50-1

801501-50-1

100,50

951508-1
A=110
L=222,3
H=136,8
C=120

811513-1

Eng. F4L 912 D

3770 ccm
19-59 kW (20-80 PS)

100,00
4

791506-10-1

801501-10-1

101,00

Eng. F5L 912 D

4712 ccm
40-78 kW (54-106 PS)

100,00
5

3,00

791596-00-1
914 Cr P *
911 P
931 P
947 EX Cr

-

100,00

-

-

Eng. F6L 912 D

5655 ccm
42-92 kW (57-125 PS)

100,00
6

2,50
5,00

71,9
-5,7
-1,1
21,4
123,6
37
MØ=55,0
5

35
x
80

3,00
2,50
5,00

791529-00-1
914 Cr *
911 P
947 EX Cr

801502-00-1

100,00

951502-1
A=110
L=222,3
H=137,3
C=120

811502-1

791529-50-1

-

100,50

951508-1
A=110
L=222,3
H=136,8
C=120

811508-1

5

791529-10-1

-

101,00

71,8
-
-
-21,4
123,6
MØ=55
-

2,94
2,00
3,50

791539-00-1
914 IF Cr P *
911 IF U P
947 EX Cr P

801520-00-1

100,00

951508-1
A=110
L=222,3
H=136,8
C=120

811520-1

Eng. F2L 912 D

1885 ccm
21-28 kW (29-38 PS)

100,00
2

2,94

791562-00-1
914 IF P Cr*
911 IF U P
947 EX Cr P

-

100,00

-

-

Eng. F3L 912

2826 ccm
26 kW (35 PS)

100,00
3

2,00
3,00

Eng. F4L 912

3770 ccm
38 kW (52 PS)

100,00
4

Eng. F5L 912

4712 ccm
58 kW (79 PS)

100,00
5

Eng. F6L 912 D

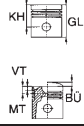
5655 ccm
42 kW (57 PS)

100,00
6



MODEL / ENGINE

YEAR

Dia.
CYL

Ø x L



2,94



SM-REF



SM-REF.

Piston
Dia.

SM-REF.



SM-REF.

KHD**Eng. BF4L 912**
Eng. F4L 912**100,00**
42,94
2,50
3,50**791551-00-2**
914 IF Cr P *
911 P
947 EX Cr

-

100,00

-

-

Eng. BF6L 912
Eng. F6L 912**100,00**
6**Eng. F4L 912 D**
3770 ccm
19-59 kW (20-80 PS)**100,00**
471,9
5,7
-
-21,4
MØ=55
123,635
x
802,94
2,00
3,00**791562-00-1**
914 IF Cr P *
911 IF U P
947 EX Cr P**801513-00-1**
AK

100,00

-

-

Eng. F6L 912 D
5655 ccm
42-92 kW (57-125 PS)**100,00**
6**Eng. BF 4M 2012**
4038 ccm
74-75 kW (101-102 PS)

01-

101,00
42,50
2,00
3,00**791569-00-2**
914 IF Cr *
911 IF U P
947 EX Cr P

-

101,00

-

-

Eng. BF 4M 2012 C
4038 ccm
93-103 kW (126-140 PS)**101,00**
4**Eng. 6M 2012 C**
6057 ccm
140-155 kW (190-211 PS)**101,00**
6**Eng. F3L 912 F**
3064 ccm
43 kW (58,5 PS)**102,00**
32,94
2,50
3,50**791538-00-1**
914 IF Cr *
911
947 EX Cr

-

102,00

-

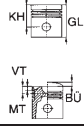
-

Eng. F4L 912 F
4086 ccm
62 kW (84 PS)**102,00**
4**Eng. F5L 912 F**
5107 ccm
78 kW (106 PS)**102,00**
5**Eng. F6L 912 F**
6128 ccm
92 kW (125 PS)**102,00**
6



MODEL / ENGINE

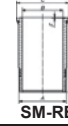
YEAR

Dia.
CYL

SM-REF



SM-REF.

Piston
Dia.

SM-REF.



SM-REF.

KHD**Eng. F3L 913 D**3060 ccm
42-45 kW (57-61 PS)102,00
369,1
6
-35
x
803,00
2,50
2,50
5,00**791519-00-1**
914 Cr *
911 P
911 P
947 EX Cr**801505-00-1**
RT / KK

102,00

951503-1
A=110
L=222,5
H=137,3
C=120**811504-1****Eng. F4L 913 D**4086 ccm
55 kW (75 PS)102,00
4

123,6

5,00

791519-50-1
*NEW***801505-50-1**

102,50

951509-1
A=110
L=222,5
H=136,8
C=120**811509-1****Eng. F6L 913 D**6128 ccm
81-96 kW (110-132 PS)102,00
63,00
2,50
2,50
5,00**791507-00-1**
914 Cr *
911 IF U Cr
911
947 EX Cr

-

102,00

-

-

Eng. BF4L 913/C4086 ccm
64 kW (87 PS)

73-

102,00
469,1
6
-
17,6
123,640
x
802,94
3,00
3,50**791534-00-1**
914 IF Cr *
917 Cr
947 EX Cr**801503-00-1**
RT / KK

102,00

951503-1
A=110
L=222,5
H=137,3
C=120**811503-1****Eng. BF6L 913/C**6128 ccm
131 kW (178 PS)

80-

102,00
6**801503-50-1**

102,50

951504-1
A=110
L=220,4
H=134,9
C=124,5

-

951509-1
A=110
L=222,5
H=136,8
C=120**811510-1****Eng. BF6L 913 FC**

D 2506 / D 7506 / D5206

102,00
63,00
3,00
2,50
5,00**791530-00-1**
914 Cr *
917 Cr
911
947 EX Cr

-

102,00

-

-

2,94
3,00
2,50
5,00**791565-00-1**
914 IF Cr *
917 Cr
911
947 EX Cr

-

102,00

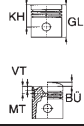
-

-



MODEL / ENGINE

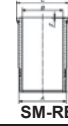
YEAR

Dia.
CYL

SM-REF



SM-REF.

Piston
Dia.

SM-REF.



SM-REF.

KHD**Eng. BF4L 913**4086 ccm
64 kW (87 PS)102,00
43,00 914 Cr *
3,00 917 Cr
5,00 947 EX Cr

791546-00-1

-

102,00

-

-

Eng. BF6L 913/C6128 ccm
131 kW (178 PS)102,00
6**Eng. BF4L 913**4086 ccm
64 kW (87 PS)

73-

102,00
43,00 914 IF Cr *
3,00 917 Cr
3,50 947 EX Cr

791561-00-1

-

102,00

-

-

Eng. BF6L 913/C6128 ccm
131 kW (178 PS)

73-

102,00
6**Eng. F3L 913**3064 ccm
37-45 kW (50-61 PS)

96-

102,00
32,94 914 IF Cr *
2,50 911
2,50 911
5,00 947 EX Cr

791563-00-1

-

102,00

-

-

Eng. BF4L 913 T
Eng. F4L 913
Eng. F4L 9134068 ccm
50-78 kW (75-106 PS)

82-

102,00
4

73-

96-

Eng. BF6L 913 T
Eng. F6L 913
Eng. F6L 9136128 ccm
71-96 kW (96-130 PS)

73-

102,00
6

96-

Eng. F3L 913 / MD / HD 3.50 / D 6007
3060 ccm
42/45 kW (57/61 PS)102,00
32,94 914 IF Cr *
2,50 911 P
5,00 947 EX Cr

791535-00-1

-

102,00

-

-

Eng. F4L 913 / MD / HDXY / 80 / 3.90 / D 7807
4086 ccm
55/64 kW (75/87 PS)102,00
4**Eng. F6L 913 / MD / H**DX 3.50 / 3.90 / 6.30 / D 7807
DX 120
6128 ccm
81/96 kW (110/130 PS)

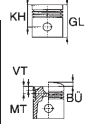
76-

102,00
6



MODEL / ENGINE

YEAR

Dia.
CYL

SM-REF



SM-REF.

Piston
Dia.

SM-REF.



SM-REF.

KHD**Eng. BF4M 1013**4764 ccm
84-93 kW (114-126 PS)

90-

108,00
471,1
-42
x3,00
2,00
3,50**791553-00-1**
914 Cr *
911 P
947 EX Cr**801553-00-1**
RT

108,00

951553-1
A=120
L=229,1
H=9
C=128,5
F=1,1**811553-1**
921553-1
2 x FP 3,0**Eng. BF6M 1013 / C**
Eng. BF6M 1013 CP / EEuro 1 / Euro 2
4764 ccm
85-190 kW (114-258 PS)**108,00**
6108
-
MØ=71
-**Eng. BF4M 1013 E / EC****Eng. BF4M 1013 FC**
Eng. TCD 2013 L4 2V
Euro 2
7146 ccm
77-140 kW (105-190 PS)**108,00**
471,1
-
-
108
-
MØ=6442
x3,00
2,00
3,50**791553-00-1**
914 Cr *
911 P
947 EX Cr**801554-00-1**
RT / AK

108,00

-

-

Eng. BF6M 1013 E
Eng. BF6M 1013 EC
Eng. BF6M 1013 ECP
Eng. TCD 2013 L6 2VEuro 2
7146 ccm
85-200 kW (115-272 PS)**108,00**
6

-

Eng. BF4M 1013 EC
Eng. BF4M 1013 FCEuro 2
4764 ccm
100-133 kW (136-181 PS)**108,00**
471,1
-
-
108
-42
x3,00
2,00
3,50**791553-00-1**
914 Cr *
911 P
947 EX Cr**801524-00-1**
RT

NEW

108,00

-

-

Eng. BF6M 1013 CP Euro 1
Eng. BF6M 1013 ECP Euro 2
Eng. BF6M 1013 FC Euro 37146 ccm
147-200 kW (200-265 PS)**108,00**
6MØ=63
-**Eng. F/A 1-6L 514**1330-5322 ccm
13-53 kW (18-72 PS)

49-75

110,00
1/2/3/4

-

-

3,00
3,00
3,00
6,00
6,00**791509-00-1**
910 Cr
911
930
947 EX
946

-

110,00

-

-

Eng. F/A 6-12L 6147980-15960 ccm
81-162 kW (110-220 PS)**110,00**
V6/8
V12

-

-

-

791509-50-1
791509-10-1
791509-15-1

-

110,50

-

-

-

111,00

-

-

-

111,50

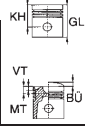
-

-



MODEL / ENGINE

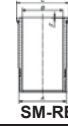
YEAR

Dia.
CYL

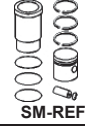
SM-REF



SM-REF.

Piston
Dia.

SM-REF.



SM-REF.

KHD**Eng. F8L 413 A**11310 ccm
132,5-171 kW (180,2-233 PS)120,00
V890,16
5,0945
x3,00
3,00791526-00-1
910 Cr *801509-00-1
RT / AK

120,00

951507-1
A=134811570-1
L=255,1**Eng. A6/F6 L 413**8480 ccm
120-130 kW (163-177 PS)120,00
V6145,25
MØ=46

96

3,00
6,00911
931
947 EX Cr

-

120,50

-

-

Eng. F10 L 41314140 ccm
200-224,5 kW (272-305,3 PS)120,00
V10791526-50-1
791526-10-1

-

121,00

-

-

Eng. F12 L 41316960 ccm
240-250 kW (326-340 PS)120,00
V12

-

-

121,00

-

-

Eng. F4-10 L 413 L/R130 D
5880-14700 ccm
90-224 kW (128-305 PS)

73-77

120,00
4/5

V6/8/10

3,50

3,00

914 Cr *

-

120,00

-

-

Eng. F12 L 413 L17640 ccm
269 kW (366 PS)

71-80

120,00
V12

3,00

911
931
947 EX Cr

-

120,50

-

-

791515-10-1

-

121,00

-

-

Eng. BF8 L 413F12763 ccm
212-235 kW (288-320 PS)125,00
V887,4
5,2545
x3,00
2,50791523-00-1
914 Cr *801506-00-1
RT / KK / HA

125,00

951505-1
A=139811506-1
L=250,76**Eng. BF10 L 413F**15945 ccm
265-294 kW (360-400 PS)125,00
V10-
-27,65

107

4,00

947 EX Cr

-

125,50

-

-

Eng. BF12 L 413F19140 ccm
335-353 kW (456-480 PS)125,00
V12

138,65

791523-50-1
791523-10-1

-

126,00

951506-1
A=139811507-1
L=250,76**Eng. BF6 L 413**

9572 ccm

125,00
6

3,00

914 Cr *

-

125,00

-

-

Eng. BF8 L 413

12763 ccm

125,00
V8

3,00

911 IW U Cr

-

Eng. BF10 L 413

15945 ccm

125,00
V10

4,00



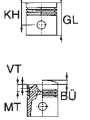







947 EX Cr

-

Eng. BF12 L 41319140 ccm
177-353 kW (240-480 PS)125,00
V12

-

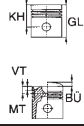
-

 MODEL / ENGINE	YEAR	 Dia. CYL		 $\varnothing \times L$		 SM-REF	 SM-REF.	 Piston Dia.	 SM-REF.	 SM-REF.
KHD										
Eng. F4L 413 FR / R 6378 ccm 83-94 kW (113-128 PS)	75-	125,00 4	87,4 5,25 -	45 x 102	3,00 2,50 4,00	791523-00-1 914 Cr * 911 947 EX Cr	801507-00-1 RT / HA	125,00	951505-1 A=139 L=250,76 H=169,5 C=150	815110-2
Eng. F5L 413 F / FR 7976 ccm 109-118 kW (148-160 PS)	75-	125,00 5	138,65 MØ=48			791523-50-1 791523-10-1	- -	125,50 126,00		
Eng. F6L 413 F / FR 9572 ccm 130-141 kW (177-192 PS)	75-	125,00 6							951506-1 A=139 L=250,76 H=169,5 C=154	811512-1
Eng. F8L 413 F 12763 ccm 188 kW (256 PS)	75-	125,00 V8								
Eng. F10L 413 F 15945 ccm 235 kW (320 PS)	75-	125,00 V10								
Eng. F12L 413F 19140 ccm 282 kW (384 PS)	75-	125,00 V12								
Eng. BF 6 L 513 9570 ccm 182 kW (248 PS)		125,00 V6			3,50 2,50 4,00	791533-00-1 914 Cr P * 911 947 EX Cr	-	125,00	-	-
Eng. BF 8 L 513 12763 ccm 243 kW (330 PS)		125,00 V8								
Eng. BF10 L 513 15945 ccm 304 kW (413 PS)		125,00 V10								
Eng. BF12 L 513 19140 ccm 365 kW (496 PS)		125,00 V12								
Eng. F / BF6-12L 513 10038-20076 ccm 141-282 kW (192-383 PS)		128,00 V6-V12			3,50 3,00 4,00	791532-00-1 914 Cr * 931 P 947 EX Cr	-	128,00	-	-
Eng. BF6M 1015 C/CP Euro 1 / Euro 2 Eng. BF8M 1015 C/CP Euro 2 11910 / 15870 ccm 228-440 kW (310-598 PS)		132,00 6/8				-	-	132,00	951560-1 A=147 L=268,5 H=9 C=158 F=1,2	-



MODEL / ENGINE

YEAR

Dia.
CYL

Ø x L



SM-REF



SM-REF.

Piston
Dia.

SM-REF.



SM-REF.

KHD**Eng. F4M 716**

9160 ccm

135,00

4

4,00

791524-00-1

-

135,00

-

-

910 Cr P *

3,00

911 Fe

3,00

911 Fe

6,00

947 EX Cr

Eng. F6M 716

13740 ccm

135,00

6

Eng. F8M 716**Eng. BF8M 716**

18320 ccm

135,00

8

Eng. F12M 716**Eng. BF12M 716**

27480 ccm

135,00

V12

Eng. BF16M 716

103-625,5 kW (140-850 PS)

135,00

V16

KIA**Picanto / Epsilon**

Eng. G4HG

1086 ccm

48 kW (65 PS)

04-

67,00

4

24,5

-

-

-4,5

48,5

-

-

-

1,20

910 IF Cr S

1,20

931 P

2,00

3PC Nit

795370-50-4

-

805304-50-1

67,50

-

-

NEW

NEW

Picanto

Eng. 1Y0

998 ccm

51 kW (69 PS)

71,00

4

1,00

910 Nit S

1,20

931 P

2,00

3PC Nit

795011-00-4

-

71,00

-

-

Pride**Rio**

Eng. B3

1298 ccm

44-72 kW (50-98 PS)

86-00

00-05

71,00

4

1,20

910 Cr P S

1,50

911 P

3,00

3PC Cr

798513-00-4

-

71,00

-

-

Avella 1.3**Pride 1.3 / I**

Eng. B3

1324 ccm

44-53 kW (60-73 PS)

95-01

71,00

4

24,7

-

-2,5

-3

42,7

-

MØ=58

18

x

43

1,00

910 IF Cr S

1,20

931 P

2,00

3PC Cr

795371-50-4

-

805311-50-1

71,50

-

-

Picanto 1.2**Rio III 1.25 CVVT****Rio III 125 LPG**

Eng. G4LA

1248 ccm

51-65 kW (69-88 PS)

11-

11-

11-

71,00

4

1,00

910 IF Cr S

1,20

931 P

2,00

3PC Nit

792493-50-4

-

71,50

-

-

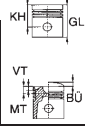
NEW

NEW



MODEL / ENGINE

YEAR

Dia.
CYLVT
MT

Ø x L



SM-REF



SM-REF.

Piston
Dia.

SM-REF.



SM-REF.

KIA**Pride Euro 4**71,00
41,20 910 Cr S P
1,20 931 P
2,00 3PC Nit

795375-00-4

-

71,00

-

-

RioEng. DC
1493 ccm75,50
41,20 910 IF Cr S
1,20 931 P
2,50 3PC Cr P

795355-00-4

-

75,50

-

-

Sephia / CapitalEng. B6E KV 20
1597 ccm

92-

78,00
41,50 910 IF Cr S
1,50 931 P
4,00 3PC Cr

798520-00-4

-

78,00

-

-

SpectraEng. B6D
1598 ccm
81 kW (110 PS)

92-99

78,00
41,20 910 IF Cr S
1,20 931 P
2,50 3PC Cr*NEW*
795369-00-4

-

78,00

-

-

Sephia 1.5Eng. B6D
1498 ccm
59 kW (80 PS)

92-

78,00
41,50 910 IF Cr S
1,50 931 P
3,00 3PC

798532-00-4

-

78,00

-

-

CarnivalEng. 2.5 EGI
2497 ccm
110/121 kW (150/165 PS)

98-05

80,00
61,20 910 Cr S
1,50 931 P
2,50 3PC Cr

795356-00-6

-

80,00

-

-

Carnival 2.5i 24VEng. 25 K4F
2497 ccm
129 kW (175 PS)

98-01

80,00
61,20 910 Cr S Fe
1,50 931 P
2,50 3PC Cr P

790625-00-6

-

80,00

-

-

**Clarus 1.8 SLX
Sephia 1.8 DOHC 16V**Eng. T8 DOHC
1793 ccm
82-85 kW (112-116 PS)

96-01

81,00
41,50 910 IF Cr S
1,50 931 P
3,00 3PC Cr P

795368-00-4

-

81,00

-

-

OptimaEng. G4JS / EF2.4
Eng. Sirius II
2351 ccm
100 kW (136 PS)

00-06

86,50
41,20 910 Nit S
1,50 931 P
2,80 3PC Cr

792471-00-4

-

86,50

-

-

Besta

2700 ccm

93,00
42,00 910 Cr *
2,00 930 P
3,00 947 EX Cr

795351-00-4

-

93,00

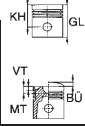
-

-



MODEL / ENGINE

YEAR

Dia.
CYLKH GL
VT BU
MT

Ø x L



SM-REF



SM-REF.

Piston
Dia.

SM-REF.



SM-REF.

KIA DIESEL**Eng. D3FA**Picanto 1.1 TDI / Rio
1120 ccm
51-55 kW (70-75 PS)75,00
31,75
1,75
3,00**792491-00-3**
910 IF Cr S
931 P
947 EX Nit

-

75,00

-

-

Eng. D4FACerato / Rio
1493 ccm
75-91 kW (102-110 PS)75,00
4**Eng. D4FB**Carens / Cerato / Soul / Venga
1582 ccm
85-94 kW (115-128 PS)77,20
41,75
1,75
3,00**792492-00-4**
910 IF Cr S
931 P
947 EX Nit S

-

77,20

-

-

Eng. D3-EA 1.5 CRDiAccent / Click / Getz /
Lavita / Matrix / Verna
1493 ccm
60 kW (82 PS)

01-

83,00
32,00
2,00
3,00**792610-00-1**
914 Nit S
911 IF U Cr P
947 EX Cr P

-

83,00

-

-

Eng. 2.0 CRDiElantra / Santa Fe / Trajet
Tucson
1991 ccm
83 kW (113 PS)83,00
4**Eng. HW**Besta 2.2 D
Sportage 2.2 D
2184 ccm
48 kW (65 PS)90-99
93-86,00
41,50
1,50
4,00**798535-00-4**
910 IF Nit S
931 P
3PC Cr P

-

86,00

-

-

798535-50-4

-

86,50

-

-

Eng. R2Bongo / Brawny
2184 ccm86,00
42,00
2,00
4,00**798600-00-4**
910 IF Cr S
911 IW Cr
947 EX Cr

-

86,00

-

-

Eng. NB7Sportage / Sportage Turbo
2184 ccm

93-

86,00
42,00
2,00
3,00**798656-00-4**
910 IF Cr S
911 IW Cr
947 EX Nit S

-

86,00

-

-

Eng. D4CB L / WSorento 2.5 CRDi 16V
2497 ccm
125 kW (170 PS)

04-

91,00
42,50
2,00
3,00**792481-00-4**
913 Nit S
911 IW U Cr
947 EX Nit S

-

91,00

-

-

792481-01-4

-

91,10

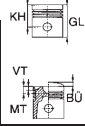
-

-



MODEL / ENGINE

YEAR

Dia.
CYLVT
MT

Ø x L



SM-REF



SM-REF.

Piston
Dia.

SM-REF.



SM-REF.

KIA DIESEL

J2
Pregio 2.7 D
2700 ccm
61 kW (83 PS)

96-

94,50
4

2,00
2,00
3,00

795360-00-4
910 Cr P S
911 IW Cr
947 EX Nit S

-

94,50

-

-

K 3000 JT
K3600
3600 ccm

98,00
4

2,00
2,00
3,00

795363-00-4
910 IF Cr P S
911 IW Cr P
947 EX Nit S

-

98,00

-

-

Eng. EF750
16745 ccm

137,00
8

3,30
3,50
3,50
6,00

797342-00-1
914 Cr P *
911 IW P
931 Cr P
947 EX Cr P

-

137,00

-

-

KOMATSU

Eng. 4D94 Diesel
Bulldozer
2940 ccm

78-85

94,00
4

2,90
2,50
5,00

798214-00-1
910 Cr P *
910 P
947 EX Cr P

-

94,00

-

-

Eng. S6D95
Bulldozer
4890 ccm

95,00
6

2,50
2,20
4,00

798217-00-2
914 Cr S
913 Cr P
947 EX Nit S

-

95,00

-

-

Eng. 6D95 / SA1D95
Bulldozer
4890 ccm

95,00
6

2,00
2,00
4,00

798218-00-2
910 Cr P
911 P
947 EX Cr

-

95,00

-

-

Eng. 6D95 / SA1D95
Bulldozer
4890 ccm

95,00
6

2,20
2,00
4,00

798220-00-2
913 Cr P
911 P
947 EX Cr

-

95,00

-

-

Eng. 4D95
Bulldozer
Power Shovel / Fork Lift
3260 ccm

95,00
4

2,00
2,00
4,00

798229-00-4
910 Cr P
911 IW Cr P
947 Ex Cr

**NEW*

-

95,00

-

-

Eng. S6D95
Bulldozer
Power Shovel
4891 ccm
100 kW (135 PS)

95,00
6

2,50
2,00
4,00

798234-00-2
914 Cr S
911 IW Cr P
947 EX Nit S

**NEW*

-

95,00

-

-

Eng. S6D102
Bulldozer / D30
4330 ccm

102,00
6

2,88
2,37
4,00

798200-00-2
914 Cr S
911 IF P
947 EX Cr

-

102,00

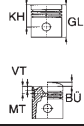
-

-



MODEL / ENGINE

YEAR

Dia.
CYL

Ø x L



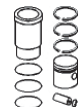
SM-REF



SM-REF.

Piston
Dia.

SM-REF.



SM-REF.

KOMATSU**Eng. S4D105**Bulldozer
Power Shovel
4330 ccm105,00
43,00
2,50
5,00**798204-00-4**
914 Cr *
911 IW P
947 EX Cr

-

105,00

-

-

Eng. S6D105Bulldozer
6490 ccm105,00
63,00
2,50
5,00**798222-00-2**
914 Cr S
913 Cr P
947 EX Cr

-

105,00

-

-

3,00
2,50
5,00**798224-00-2**
910 IW Cr P*
911 IW P
947 EX Cr

-

105,00

-

-

Eng. 6D125 DieselBulldozer
11040 ccm125,00
62,50
2,50
4,00**798227-00-1**
914 Cr P *
917 IW Cr P *
947 EX Cr

-

125,00

-

-

LADA**Nova Junior****VAZ 2101/2102/1200**Eng. BA3 2101
1198 ccm
44/45 kW (60/62 PS)

70-

76,00
438
-
-
7722
x
671,50
2,00
3,94**732802-00P**
910 Ti S
930 Fe
3PC Cr**802801-00-1**

76,00

-

-

VAZ 2103 / 15001451 ccm
55/56 kW (75/77 PS)

73-

1,50
2,00
3,94**792802-00-4**
910 Cr S
931 P
947 EX Cr P

-

76,00

-

-

792802-40-4

-

76,40

-

-

792802-80-4

-

76,80

-

-

732802-40P **802801-40-1**

76,40

-

-

732802-80P **802801-80-1**

76,80

-

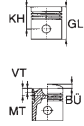
-

piston without ring



MODEL / ENGINE

YEAR

Dia.
CYLVT
MT

Ø x L



x



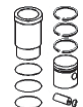
SM-REF



SM-REF.

Piston
Dia.

SM-REF.



SM-REF.

LADA

Samara 1.1
Shiguli VAZ 2108
1098 ccm
40,5 kW (55 PS)

84-

76,00
437,9
-
-
-4,6
65,922
x
61,21,50
2,00
3,94

732802-00P
910 Ti S
930 Fe
3PC Cr

802802-00-1

76,00

-

-

Samara 1.3
Shiguli VAZ 2108
1288 ccm
48 kW (65 PS)

84-

76,40

-

-

-

732802-40P
732802-80P

802802-40-1

76,40

-

-

802802-80-1
piston without ring

76,80

-

-

792802-00-4
910 Cr S
931 P
947 EX Cr P

-

76,00

-

-

792802-40-4

-

76,40

-

-

792802-80-4

-

76,80

-

-

Lada Kalina
1117 / 1118 / 1119 16 V
Eng. 11194
1390 ccm
66 kW (90 PS)

08-

76,50
4

-

-

-

792806-00-4
910 IF S Cr
931 P
3PC Cr P

-

76,50

-

-

792806-50-4

-

77,00

-

-

Nova
VAZ 21011 / 1300
1294 ccm
48/50 kW (65/68 PS)

74-

79,00
438
-
-
-
7722
x
671,50
2,00
3,94

732803-00P
910 Ti S
930 Fe
3PC Cr

802803-00-1

79,00

-

-

732803-40P**802803-40-1**

79,40

-

-

732803-80P**802803-80-1**

79,80

-

-

piston without ring

792803-00-4
910 Cr S
931 P
947 EX Cr P

-

79,00

-

-

792803-40-4

-

79,40

-

-

792803-80-4

-

79,80

-

-

792803-10-4

-

80,00

-

-

1,50
2,00
3,94

792813-00-4
910 Cr S
931 P
3PC Cr

-

79,00

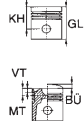
-

-



MODEL / ENGINE

YEAR

Dia.
CYL

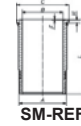
Ø x L



SM-REF



SM-REF.

Piston
Dia.

SM-REF.



SM-REF.

LADA

Samara 1.5
Shiguli VAZ 21083
1488 ccm
55 kW (75 PS)

84-

82,00
437,9
-
-6,54
65,922
x
66,61,50
2,00
3,94732804-00P
910 Ti S
930 Fe
3PC Cr

802804-00-1

82,00

-

-

732804-40P

802804-40-1

82,40

-

-

732804-80P

802804-80-1
piston without ring

82,80

-

-

792804-00-4

-

82,00

-

-

1,50
2,00
3,94910 Cr S
931 P
947 EX Cr P

792804-40-4

-

82,40

-

-

792804-80-4

-

82,80

-

-

Priora VAZ 2170
Priora VAZ 2171
Priora VAZ 2172
1596 ccm
72 kW (98 PS)

07-
09-
08-82,00
4

-

-

1,20
1,50
2,00732805-00P
910 Ti S
930 P
3PC Cr

-

82,00

-

-

732805-50P

-

82,50

-

-

732805-10P

-

83,00

-

-

792805-00-4

-

82,00

-

-

1,20
1,50
2,00910 Cr S
911 P
3PC Cr

792805-50-4

-

82,50

-

-

792805-10-4

-

83,00

-

-

LADA DIESEL

Eng. XUD9 SD
Niva 1.9 TD
1905 ccm
51-55 kW (71-75 PS)

99-

83,00
446,8
-
-3,5
79,3
-28
x
68
T3,00
2,00
3,00793744-00-4
914 Cr *
911 IF U P
947 EX Cr P*NEW*
803719-00-1

83,00

-

-

RT

793744-50-4

NEW
803719-50-1

83,50

-

-

Eng. XUD9 A
Niva 1.9 D
1905 ccm
47-52 kW (64-71 PS)

93-

83,00
4

-

-

2,00
2,00
3,00793723-00-4
910 Cr P*
911 IF U P
947 EX Cr P

-

83,00

953702-4
A=86
L=153,5
semi

-

793723-50-4

-

83,50

-

-

793723-80-4

-

83,80

-

-











NEW
793723-10-4

-

84,00

-

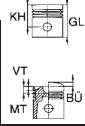
-

 MODEL / ENGINE	YEAR	 Dia. CYL	 VT MT	 Ø x L		 SM-REF	 SM-REF.	 Piston Dia.	 SM-REF.	 SM-REF.
LAMBORGHINI DIESEL										
Eng. FL 230		95,00 2			2,50	794450-00-1 910 IF Cr	-	95,00	-	-
Eng. FL 345		95,00 3			2,50 5,00 5,00	911 IF 931 P 947 EX 946 P				
LANCIA										
Y 1.1 i	97-03	70,00	30	17,98		792083-00-4	802036-00-1	70,00	-	-
Y 10 1.1	95	4	-	x	1,20	910 IF Cr S				
Eng. 176 B2.000			-0,7	53	1,20	911 P				
1108 ccm			-1,5		2,50	3PC Cr				
40 kW (54 PS)			50			792083-40-4	802036-40-1	70,40	-	-
			MØ=60			792083-80-4	-	70,80	-	-
			-							
Y 1.2 16V	00-03	70,80	28	17,98		792084-00-4	802026-00-1	70,80	-	-
Ypsilon 1.2	03-	4	-	x	1,20	910 IF Cr S				
Eng. 188 A5.000 Euro 3 Fire			-2,2/-3	49	1,20	911 P				
1242 ccm			-5,10		2,50	3PC Cr				
59 kW (80 PS)			48			792084-40-4	802026-40-1	71,20	-	-
			MØ=60			792084-60-4	802026-60-1	71,40	-	-
			-							
Delta III 1.4	08-	72,00				792013-00-4	-	72,00	-	-
Delta III 1.4 Bifuel	11-	4			1,20	910 CCL *				
Delta III 1.4 16V	10-				1,20	931 P				
Eng. 198 A1.000 / A4.000					2,00	947 EX Cr *				
Eng. 198 A7.000										
1368 ccm										
88-110 kW (120-150 PS)										
Musa 1.4	05-12	72,00	26	17,98		792095-00-4	802035-00-1	72,00	-	-
Musa 1.4 LPG	10-12	4	-	x	1,00	910 IF Nit S				
Ypsilon 1.4	06-11		-2,20/-2,20	49	1,20	931 P				
Ypsilon 1.4 LPG	10-11		-4,9		2,00	3PC Nit P				
Eng. 350 A1.000			49			792095-40-4	802035-40-1	72,40	-	-
1368 ccm			MØ=66							
57 kW (78 PS)			-							
			-							
Beta 1.6	73-82	84,00				792024-00-4	-	84,00	-	-
Beta 2.0	78-84	4			1,50	910 IF Cr *				
Beta 2.0i	81-84				2,00	931 Fe				
Trevi 1.6	80-85				3,94	948 EX P				
Trevi 2.0i	80-84									
Eng. 828 B.000 / B1.000 / B4.000										
1995 ccm										
74-90 kW (100-122 PS)										



MODEL / ENGINE

YEAR

Dia.
CYL

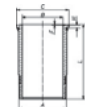
Ø x L



SM-REF



SM-REF.

Piston
Dia.

SM-REF.



SM-REF.

LANCIA**Dedra 1.6 i.e.**

89-94

86,40

1,50

1,75

3,00

3,00

3,00

3,00

3,00

3,00

3,00

3,00

3,00

3,00

3,00

3,00

3,00

3,00

3,00

3,00

3,00

3,00

3,00

3,00

3,00

3,00

3,00

3,00

3,00

3,00

3,00

3,00

3,00

3,00

3,00

3,00

3,00

3,00

3,00

3,00

3,00

3,00

3,00

3,00

3,00

3,00

3,00

3,00

3,00

3,00

3,00

3,00

3,00

3,00

3,00

3,00

3,00

3,00

3,00

3,00

3,00

3,00

3,00

3,00

Delta II 1.6 i.e.

93-99

4

Eng. 835 A1.000

Eng. 835 A1.046

Eng. 835 C1.000

1581 ccm

55 kW (75 PS)

792009-00-4

-

86,40

-

-

910 IF Cr P*

931 P

3PC Cr

NEW

792009-40-4

-

86,80

-

-

NEW

792009-60-4

-

87,00

-

-

LANCIA DIESEL**Eng. 199 B1.000**

09-12

69,60

11-

1,50

1,50

2,00

Musa 1.3 Multijet

Ypsilon 1.3 Multijet

1248 ccm

70 kW (95 PS)

NEW

792071-00-4

-

69,60

-

-

910 CCL *

911 P

947 EX Nit S

Eng. 198 A2.000

08-

79,50

08-

2,00

1,75

2,00

Eng. 844 A3.000

Delta III 1.6 D Multijet

Delta III 1.6

1598 ccm

88 kW (120 PS)

792082-00-4

-

79,50

-

-

910 CCL *

931 P

947 EX Cr *

Eng. 188 B2.000

01-05

82,00

46,5

26

2,00

2,00

2,00

2,00

Eng. 937 A2.000

Lybra 1.9 JTD

Musa 1.9 D

1910 ccm

74-85 kW (101-150 PS)

792098-00-4

NEW

802023-00-1

RT

RT

RT

RT

910 Cr *

931 P

947 EX Nit S

NEW

792098-40-4

NEW

802023-40-1

802023-40-1

802023-40-1

802023-40-1

802023-40-1

802023-40-1

802023-40-1

802023-40-1

802023-40-1

802023-40-1

802023-40-1

802023-40-1

802023-40-1

802023-40-1

802023-40-1

802023-40-1

802023-40-1

802023-40-1

802023-40-1

802023-40-1

802023-40-1

802023-40-1

802023-40-1

802023-40-1

802023-40-1

802023-40-1

802023-40-1

802023-40-1

802023-40-1

802023-40-1

802023-40-1

Eng. 839 A6.000 Euro 3

00-05

82,00

-

-

-

Eng. 841 C.000

02-09

5

-

-

-

Lybra 2.4 JTD

Thesis 2.4 JTD

2387 ccm

103-110 kW (140-150 PS)

792098-40-4

802023-40-1

802023-40-1

802023-40-1

802023-40-1

802023-40-1

802023-40-1

802023-40-1

802023-40-1

802023-40-1

802023-40-1

802023-40-1

802023-40-1

802023-40-1

802023-40-1

802023-40-1

802023-40-1

802023-40-1

802023-40-1

802023-40-1

802023-40-1

802023-40-1

802023-40-1

802023-40-1

802023-40-1

802023-40-1

802023-40-1

802023-40-1

802023-40-1

802023-40-1

Eng. 198 A5.000

08-

83,00

-

-

-

Eng. 198 A8.000**Eng. 198 A9.000****Eng. 844 A2.000**

08-

83,40

-

-

-

Delta III 2.0 D Multijet

1956 ccm

120-121 kW (163-165 PS)

793509-00-4

-

83,00

-

-

910 CCLP *

931 P

947 EX Cr *

793509-40-4

-

83,40

-

-

Eng. DW10 ATED / 4

99-

85,00

46,75

28

3,50

2,00

3,00

Euro 3

Zeta / Phedra 2.0 JTD

Phedra 2.0 D Multijet

1997 ccm

66-80 kW (89-109 PS)

793749-00-4

NEW

803749-00-1

RT

RT

RT

RT

RT

RT

RT

RT

RT

RT

RT

RT

914 Cr *

911 IF

947 EX Cr

793749-50-4

803749-50-1

803749-50-1

803749-50-1

803749-50-1

803749-50-1

803749-50-1

803749-50-1

803749-50-1

803749-50-1

Eng. 4HW(DW12ATED4)

06-

85,60

-

-

-

Phedra 2.2 JTD

2179 ccm











793749-60-4











-

85,60

-

-

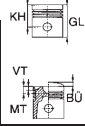
 MODEL / ENGINE	YEAR	 Dia. CYL	 VT MT	 $\varnothing \times L$		 SM-REF	 SM-REF.	 Piston Dia.	 SM-REF.	 SM-REF.
LAND ROVER Freelander 1.8 16V 4x4 Freelander / Soft Top 1.8i 16V 4x4 Eng. 18 K4F 1796 ccm 85-88 kW (116-120 PS)	00-06 98-06	80,00 4			1,00 1,20 2,00	790623-00-4 910 Nit S 931 P 3PC Nit	-		-	-
LAND ROVER DIESEL Eng. 25 6 T Range Rover Mk II 2.45 TD 2497 ccm 100 kW (136 PS)	94-02	80,00 6			3,00 1,75 3,00	790701-00-2 914 Cr * 911 IF U P 947 EX Cr	-	80,00	-	-
Eng. M 47 D 20R Freelander 1951 ccm 82 kW (111 PS) Eng. TD 6 Range Rover 2926 ccm 130 kW (177 PS)	01- 02-	80,00 4 80,00 6			3,00 2,00 3,00	790738-00-2 914 Cr * 931 P 947 EX Cr P	-	80,00	-	-
Eng. 276DT Euro 4 Discovery III 2.7 TD 4x4 Discovery IV 2.7 TD 4x4 Range Rover Sport 2.7 TDVM 4x4 2720 ccm 140 kW (190 PS)	04-09 09- 05-	81,00 6			2,00 2,00 2,00	^{*NEW*} 793728-00-2 910 IF CCL * 911 IF U 947 EX Cr *	-	81,00	-	-
Eng. 306DT Eu.5 (TDV6 3.0) Eng. 30DDTX Discovery IV 3.0 SDV6 4x4 Discovery IV 3.0 TD 4x4 Range Rover IV 3.0 TD 4x4 Range Rover Sport 3.0 TD 4x4 Range Rover Sport 3.0 TD V6 4x4 2993 ccm 155-200 kW (211-272 PS)	09- 09- 12- 12- 10-	84,00 6			2,00 2,00 2,00	^{*NEW*} 793772-00-2 910 IF CCL P * 911 IF U P 947 EX Cr *	-	84,00	-	-

 MODEL / ENGINE	YEAR	 Dia. CYL	 VT MT	 $\varnothing \times L$		 SM-REF	 SM-REF.	 Piston Dia.	 SM-REF.	 SM-REF.
LEYLAND Eng. 6.354.4 5794 ccm 51-92 kW (70-125 PS)		98,48 6			2,38 2,38 2,38 6,33 6,33	793620-00-2 910 IF Cr 910 IW P 910 IW P 947 EX Cr 946 P 793620-75-2 793620-10-2	- - -	98,48 99,23 99,48	- - -	- - -
LISTER Eng. ST1 / ST2 / ST3 630/1270/1900 ccm Eng. TS1 / TS2 / TS3 635/1270/1900 ccm		95,25 1-3 95,25 1	65,09 - - 103,19 MØ=44,96	33 x 79	3,16 2,38 2,38 4,74 4,74	794302-00-1 916 Cr P * 911 P 911 P 947 Ex Cr P 946 P	804302-00-1	95,25	954302-1 A=104,68 L=185,7 H=148,82 C=114,30	-
LOMBARDINI LA 300 / DM 350		76,00 1			2,00 2,00 4,00	792680-00-1 910 Cr * 931 P 3PC Cr P	-	76,00	-	-
Eng. LDA 520 / 522 Eng. LDA 523 Eng. LDA 525 / 527		78,00 1			2,00 2,00 2,00 4,00	792659-00-1 910 IF Cr P * 911 IF P 911 IF P 947 EX P	-	78,00	-	-
Eng. 6 LD 325		78,00 1			2,00 2,00 4,00	792667-00-1 910 IF Cr P * 911 IF P 947 EX P	-	78,00	-	-
Eng. 196 LDA 326 Eng. 15 LD 315 315 ccm 5 kW (6,8 PS)		78,00 1			2,00 2,00 3,00	792668-00-1 910 IF Cr P * 911 IF P 947 EX Cr P *NEW* 792668-50-1	- -	78,00 78,50	- -	- -



MODEL / ENGINE

YEAR

Dia.
CYL

Ø x L



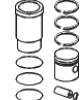
SM-REF



SM-REF.

Piston
Dia.

SM-REF.



SM-REF.

LOMBARDINI**Eng. LA 82**82,00
12,00
2,00
4,00**792669-00-1**
910 IF Cr *
931 P
948

-

82,00

-

-

Eng. LDA 450 / 455

454 ccm

6-7,4 kW (8-10 PS)

Eng. LDA 510 / 513

510 ccm

85,00
12,00
2,00
2,00
4,00**792650-00-1**
910 Cr
911 IF
930 P
948 EX P

-

85,00

-

-

Eng. 3 LD 510.1**Eng. 3 LD 450**85,00
12,00
2,00
4,00**792660-00-1**
910 Cr
911 IF P
948 EX P

-

85,00

-

-

Eng. LA 8585,00
12,50
2,50
5,00**792661-00-1**
910 IF Cr
930 P
948 P

-

85,00

-

-

Eng. LA85,00
12,50
2,00
4,00**792679-00-1**
910 IF Cr
911 IF
948 EX P

-

85,00

-

-

Eng. 6 LD 400.1**Eng. 10 LD 400.2 / 3**86,00
1/2/32,00
2,00
4,00**792670-00-1**
910 Cr *
911
947 EX Cr

-

86,00

-

-

Eng. LA 490 / LA 49088,00
1/32,00
2,00
4,50**792671-00-1**
910 Cr P *
911 IF
947 EX

-

88,00

-

-

Eng. 11 LD 535.388,00
12,00
2,00
4,00**792672-00-1**
910 Cr P *
911 IF
947 EX P

-

88,00

-

-

Eng. 9 LD 560.2

1120 ccm

90,00
22,00
2,00
2,00
4,00**792677-00-2**
910 Cr *
911 P
911 P
948 EX

-

90,00

-

-











Eng. 9 LD 560.2**Eng. 9 LD 561.2**90,00
22,00
2,00
4,00**792674-00-2**
910 Cr P *
911 P
948 EX











-











90,00

-

-

 MODEL / ENGINE	YEAR	 Dia. CYL	 VT MT	 $\varnothing \times L$		 SM-REF	 SM-REF.	 Piston Dia.	 SM-REF.	 SM-REF.
LOMBARDINI										
Eng. LDA 710 / 13 / 15 598 ccm		90,00 1			2,50	792658-00-1 910 IF Cr	-	90,00	-	-
Eng. LDA 710 / 904 1196 ccm		90,00 2			2,50 5,00	911 P 930 P 948 EX P				
Eng. LDA 720 / 23 / 25		95,00 1			2,50 2,50 2,50 5,00	792653-00-1 910 IF Cr 911 IF 930 P 947 EX	-	95,00	-	-
Eng. LDA 720 Eng. 7 LD 655.1 / 2		95,00 1			2,50 2,50	792663-00-1 910 IF Cr 911 IF	-	95,00	-	-
Eng. 9 & 11 LD 625.2/3 1248 ccm 21 kW (28 PS)		95,00 2/3			5,00	947 EX				
Eng. LDA 670 / LDA 96 Eng. 4 LD 640 Eng. LDA 672 / 675 2 Eng. LDA 673 Eng. 5 LD 675 3 Eng. LDA 674 Eng. 5 LD 675 4 1346/2019/2692 ccm		95,00 1-4			3,00 3,00 3,00 5,00	792652-00-1 910 Cr 911 P 931 P 947 EX	-	95,00	-	-
Eng. LDA 670 / 96 / 640 Eng. LDA 672 / 675 2 Eng. LDA 673 / 5LD 675 Eng. LDS 674 / 5LD 675 1346/2019/2692 ccm		95,00 1-4			3,00 3,00 3,00 5,00	792676-00-1 910 Cr 911 P 911 P 947 EX	-	95,00	-	-
Eng. LDA 830 / 825.2 Eng. LD 825.3 / 825.4		100,00 2-4			2,50 2,50 3,50	792665-00-1 910 Cr * 911 P 947 EX Cr	-	100,00	-	-
Eng. 4 LD 820 817 ccm		102,00 1	60 - -18 102	28 x 80	3,00 2,50 2,50 5,00	792655-00-1 910 Cr P 911 911 947 EX Cr	802655-00-1	102,00	952655-1 A=109,9 L=182,90 H=139,5 C=112,93	812655-1
MACK										
Eng. 611 S ENDT 673 C / ENDF 673 C ENDT 675 Maxidyne ENDT 676 B 11012 ccm		123,82 6	93,95 -1,2 -2,6 -21,6 139	50,8 x 101,7	3,17 3,17 3,14 4,74	790515-00-1 914 Mo P * 914 Mo P * 917 IF Cr * 947 OI EX Cr	800515-00-1	123,82	950515-1 A=129,40 L=283,74 H=5,08 C=135,94 F=0,864	81-0515

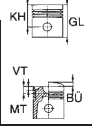
 MODEL / ENGINE	YEAR	 Dia. CYL	 VT MT	 Ø x L		 SM-REF	 SM-REF.	 Piston Dia.	 SM-REF.	 SM-REF.
MACK Eng. EC6-235 / E6-315 EM-250/275/285/300/350 ETX(B) 673 D/673E		123,82 6			3,12 3,12 3,12 4,72	790516-00-1 914 IF Cr * 914 IF Cr * 917 IF P 947 OI EX Cr	-	123,82	-	-
MAN Eng. D 9532 M Tractor 2 L 1 / 2 L 2 2 L 3 / 4 L 1 1840 ccm		95,00 2			3,00 3,00 3,00 5,00	793113-00-2 910 Cr 911 P 931 P 947 EX	-	95,00	-	-
Eng. 599 270 / 470 / 475 / 485 / 570 585 3017 ccm Eng. 712.03 / 04 / 08 685 / 785 3017 ccm		98,00 4			3,00 2,50 2,50 4,50	794001-00-4 914 Cr * 911 IW 930 947 EX Cr	-	98,00	-	-
Eng. 712.03 / 04 / 07 270 / 470 / 485 / 570 / 585 685 / 785 3317 ccm		98,00 4			3,00 2,50 4,50	794008-00-4 914 Cr * 911 IW 947 EX Cr	-	98,00	-	-
Eng. D 0022 M 161 Tractor 4 R 2 / 4 S 2 / 415 520 / 626 / 6.90 FK / 8.90 FK 8.136 FK / 9.136 FK 10.136 FK Eng. D 0024 M 220 / 221 Eng. D 0026 M 1 / 2 / H		100,00 2 100,00 4 100,00 6			2,50 2,50 2,50 5,00	793114-00-2 910 Cr * 911 P 911 P 947 EX Cr	-	100,00	-	-
Eng. D 0022 M 161 Tractor 4 R 2 / 4 S 2 / 415 520 / 626 / 6.90 FK/ 8.90 FK 8.136 FK / 9.136 FK 10.136 FK / Omnibus 420 HOC 1/2 Eng. D 0024 M 220 / 221 Eng. D 0026 M 1 / 2 / H		100,00 2 100,00 4 100,00 6			2,50 2,50 5,00	793102-00-2 910 Cr * 911 P 947 EX Cr	-	100,00	-	-

 MODEL / ENGINE	YEAR	 Dia. CYL	 VT MT	 Ø x L		 SM-REF	 SM-REF.	 Piston Dia.	 SM-REF.	 SM-REF.
MAN Eng. 597-02 5.126 F / 6.126 F / 7.126 F / 8.126 F / 9.126 F / 10.126 F 5278 ccm 92,5 kW (126 PS)		100,00 6			3,00 2,50 2,50 5,00	794004-00-2 914 Cr P * 911 P 911 P 947 EX P	-	100,00	-	-
Eng. 720.05 / 08 690 / 7.90 3593 ccm 65-66 kW (88-90 PS)		102,00 4			3,00 2,50 5,00	794009-00-2 914 Cr * 911 P 947 EX Cr	-	102,00	-	-
Eng. D 0226 12.170 / 12.192 / 14.170 14.192 / 16.170 / 17.192 5687 ccm 125-154 kW (170-209 PS)	83-	102,00 6			3,00 2,50 4,00	793103-00-2 914 Cr * 911 947 Ex Cr	-	102,00	-	-
Eng. D 0824 LF02-10 / LFL09 / LOH05 LF01 / LFL01/05 4580 ccm 114 kW (155 PS)	88-97	108,00 4	73 - -1,7 -21,25 113 MV=6	40 x 90	3,00 2,50 4,00	793132-00-1 914 Cr * 911 P 947 EX Cr	803139-00-1	108,00	953137-1 A=111,49 L=217 H=4,04 C=116	-
Eng. D 0826 LFL01 / 05 / LF01 / 02 / 05 / 07 LFL / LUH04 LF09/11/13 / 15 / 17 / 18 / 213 LF217 / LFL06 / 07/08 / 09 / 10 LOH04/05 LUH01/ 02 / 03 / 05 06 / 08 / 09 / 10 / 12 / 13 6871 ccm 114-198 kW (155-269 PS)	88-97	108,00 6				793132-00-1 914 Cr * 911 P 947 EX Cr	803141-00-1 RT / AK	108,00	953137-1 A=111,49 L=217 H=4,04 C=116	-
Eng. D 0824 LFL02 / LOH05 Euro 2 4580 ccm 118 kW (160 PS)	95-	108,00 4	73 -1,7/-1,7 -16,16 113 MV=6	40 x 90	3,00 2,50 4,00	793132-00-1 914 Cr * 911 P 947 EX Cr	803141-00-1 RT / AK	108,00	953137-1 A=111,49 L=217 H=4,04 C=116	-
Eng. D 0826 LF11 / 15 EVB / LFL03 LUH11 / 12 / 13 Euro 2 6871 ccm 162 kW (220 PS)	95-									



MODEL / ENGINE

YEAR

Dia.
CYLVT
MT

Ø x L



SM-REF



SM-REF.



SM-REF.

Piston
Dia.

SM-REF.



SM-REF.

MAN

Eng. 0834

LFL 01 / 03 / 10 / 11

LOH 01 / 02 / 03 / 50 / 51

8.145 / 9.145 / 10.145

8.185 / 12.145 / 12.185 / LE 140 / 12

4580 ccm

103-132 kW (162-206 PS)

Eng. 0836

LF 01 / 02 / 03 / 04 / 05

12.284 / 14.284 / 15.284

18.284 / 20.284 / 23.284

25.284 / 12.255 / 14.255

15.255 / 18.255 / 20.255

25.255 / 26.255 / LE 250

6871 ccm

162-206 kW (220-280 PS)

00-

108,00
463,9
-
-1,70/-1,70
-16,15
99,9
-
MØ=70
-42
X
86
T3,00
2,50
3,00793133-00-2
914 Cr *
911 P
947 EX Cr*NEW*
803142-00-1
RT

108,00

-

-

Eng. D 1146

8000 ccm

98 kW (133 PS)

00-

111,00
6

-

3,50
3,00
4,00793109-00-1
914 Cr *
911
947 EX Nit S

-

111,00

-

-

Eng. D2066

LF 01 / 02 / 03 / 06 / 07 Euro 3

LOH10 / 12 Euro 3

TGA Serie

10520 ccm

257-316 kW (350-430 PS)

04-

120,00
676,8
-
-2,0
-20
123,3
MØ=7052
x
96
T3,50
3,00
4,00793147-00-1
914 Cr P *
911 IF Cr
947 EX Cr803147-00-1
RT / KK

120,00

953147-1
A=139,50
L=260
H=8,07
C=150813147-2
923147-1
2 x FP 4,776,8
-
-2,0
-19,7
123,3
MØ=6752
x
96
T3,50
3,00
4,00793147-00-1
914 Cr P *
911 IF Cr
947 EX Cr803148-00-1
RT / KK / AK

120,00

953147-1
A=139,50
L=260
H=8,07
C=150813148-2
923147-1
2 x FP 4,7

Eng. D2066

LF 17 / 18 / 19 / 20 / 21 / 22 Euro 5

LF 23 / 24 / 25 / 26 / 27 / 40 Euro 5

LF 41 / 42 / 43 / 44 / 45 / 46 Euro 5

LF 47 / 51 / 52 / 53 Euro 5

LOH 28 Euro 5

LUH 32 / 33 / 34 Euro 5

10518 ccm

235-324 kW (320-440 PS)

04-

120,00
6

-

3,50
3,00
4,00*NEW*
793128-00-1
914 CCL P *
911 Cr
947 EX Cr P

-

120,00

-

-

Eng. D 2146 HM / M

770L / 780H / 1070L1 / 3100

3500 / 4100 / 4500 / 4600

4900 / 5200 / 10210

9659 ccm

126-156 kW (212-180 PS)

63-72

121,00
6

-

-

-

-

121,00

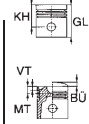
953101-1
A=125,99
L=287
H=8
C=132

-



MODEL / ENGINE

YEAR

Dia.
CYL

Ø x L



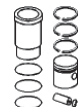
SM-REF



SM-REF.

Piston
Dia.

SM-REF.



SM-REF.

MAN**Eng. D 2156**

HM / HMN / MGN / MY / MNY
 MYN / HNY / HM2 / HM3
 9.192 / 9.216 / 10.215
 12.192 / 12.215 / 13.215
 13.230 / 15.192
 10343 ccm
 141-169 kW (192-230 PS)

66-75

121,00
694
-
-48,6
16245
x
1023,50
3,00
3,00
5,50

793106-00-1
 914 Cr *
 911 P
 930 P
 947 EX Cr

803121-00-1
 RT / HA

121,00

953101-1
 A=125,99
 L=287
 H=8
 C=132

813121-1**Eng. D 10 TC Euro 2**

10350 ccm

95-

121,00
694
-
-24,9
15545
x
1023,50
2,00
3,50

793127-00-2
 914 Cr *
 911 IF Cr
 947 EX Cr

803110-00-1
 RT

121,00

953111-1
 A=125,99
 L=287
 H=8,06
 C=132

813110-1**Eng. D 10 UT Euro 1**

10350 ccm
 150 kW (204 PS)

95-

121,00
694
-
-2,4
-28
15545
x
1023,50
2,00
3,50

793127-00-2
 914 Cr *
 911 IF Cr
 947 EX Cr

803111-00-1
 RT

121,00

953111-1
 A=125,99
 L=287
 H=8,06
 C=132

813111-1**Eng. D 2356**

HM2 / HM9 / HM10 / HMN2
 10.230FL / 12.230H / FL
 13.230FL / 19.230
 22.230F / 30.230F
 10690 ccm
 169 kW (230 PS)

68-74

123,00
694
-
-50,5
16245
x
1023,50
3,00
3,00
5,50

793116-00-1
 914 Cr P *
 911 P
 930 P
 947 EX Cr P

803123-00-1
 RT / HA

123,00

953123-1
 A=125,99
 L=287
 H=8,03
 C=132

813123-1**Eng. D 2356 / 2366**

10690 ccm
 169 kW (230 PS)

68-74

123,00
63,50
3,00
4,00

793129-00-1
 914 Cr*
 911 P
 947 EX Cr

-

123,00

-

-

Eng. D 2356 / 2366

10690 ccm
 169 kW (230 PS)
 gas engine

123,00
13,50
3,00
4,00

793140-00-1
 914 Cr P
 911 IF Cr
 947 EX Cr

-

123,00

-

-

Eng. 2538

MT / MTE
 12763 ccm
 178-235 kW (242-320 PS)

125,00
83,00
3,00
3,00

793118-00-1
 914 Cr *
 911 P
 931 P

-

125,00

953129-1
 A=140
 L=253
 H=10,05
 C=152

-

Eng. D 2530

MTE / MTXF
 15900 ccm
 223-294 kW (303-400 PS)

125,00
10

5,00

947 EX Cr

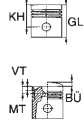
F=1

Marine / industrial engine



MODEL / ENGINE

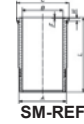
YEAR

Dia.
CYL $\varnothing \times L$ 

SM-REF



SM-REF.

Piston
Dia.

SM-REF.



SM-REF.

MAN

Eng. D 2565

HM / M / ME / MF / MFR
9510 ccm
92-141 kW (125-192 PS)125,00
589,87
-
-44
141,8746
x
1053,00
3,00
5,00793107-00-1
914 Cr *
911 P
947 EX Cr803127-00-1
RT / HA / AK

125,00

953125-1
A=140
L=270
H=10,05
C=152
F=1813127-2
923102-1
2 x FP 2,1
2 x FP 4,0

Eng. D 2566

HM / M / ME / MH / MFX / MF
11407 ccm
125-177 kW (170-240 PS)
with swirl step

76-

125,00
63,00
3,00
5,00793119-00-1
914 Cr *
931 P
947 EX Cr

125,00

-

-

Eng. D 2565

HM / M / ME / MF / MFR
9510 ccm
92-141 kW (125-192 PS)

76-

125,00
589,87
-
-44
141,8746
x
1053,00
3,00
5,00793107-00-1
914 Cr *
911 P
947 EX Cr803125-00-1
RT / HA / AK

125,00

953125-1
A=140
L=270
H=10,05
C=152
F=1813125-2
923102-1
2 x FP 2,1
2 x FP 4,0

Eng. D 2566

HM / M / ME / MH / MFX / MF
11407 ccm
125-177 kW (170-240 PS)
without swirl step

76-

125,00
63,00
3,00
5,00793119-00-1
914 Cr *
931 P
947 EX Cr

125,00

-

-

Eng. D 2565

MK / MKUL / MT
9510 ccm
169 kW (230 PS)

76-

125,00
589,8
-
-1,7
43
141,846
x
105
FB3,50
3,00
5,00793108-00-1
914 Cr *
931 P
947 EX Cr803103-00-1
RT / HA / KK

125,00

953125-1
A=140
L=270
H=10,05
C=152
F=1813103-2
923102-1
2 x FP 2,1
2 x FP 4,0

Eng. D 2566

KUL / MFT / MK / MKF
MKUH / MKUL / MLE / MLUH
MLUM / MTE / MTF / MTH
MTHO / MTU / MTUE / MTUH
MTUM / MUF / MT
11407 ccm
162-235 kW (220-320 PS)
stroke 155mm

76-

125,00
6

Eng. D 2540

F / MT / MTE
17426 ccm
287-405 kW (390-550 PS)

77-

125,00
V103,50
3,00
3,00
5,00793125-00-1
914 Cr P *
911 P
931 P
947 EX Cr

125,00

-

-

Eng. D 2542

MLE
Industrial, Marine
20190 ccm
420-478 kW (571-650 PS)

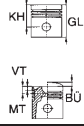
Eng. D 2542

MTE
20190 ccm
311-405 kW (423-550 PS)125,00
V12



MODEL / ENGINE

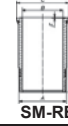
YEAR

Dia.
CYL $\varnothing \times L$ 

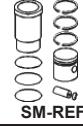
SM-REF



SM-REF.

Piston
Dia.

SM-REF.



SM-REF.

MAN

Eng. D 2538

M / ME / MF
16.256/19.256/26.256
12756 ccm
160/188 kW (218/256 PS)

72-76

125,00
892,3
-
-44,7
137,346
x
973,00
3,00
5,00793117-00-1
910 Cr *
911 Fe
947 EX Cr803126-00-1
RT

125,00

953129-1
A=140
L=253
H=10,05
C=152
F=1813126-2
923102-1
2 x FP 2,1
2 x FP 4,0**Eng. D 2530**

ME / MF / MXF
16.320 / 19.320 / 20.320 /
22.320 / 26.320 / 30.320

72-81

125,00
10**Eng. D 2676**

LF 01-05 Euro 4

Eng. D 2676

LF 11-16 Euro 5

Eng. D 2676

LOH 01-04 Euro 4

Eng. D 2676

LOH 10 Euro 3

12419 ccm

338-397 kW (460-540 PS)

126,00
64,00
3,00
4,00793141-00-1
914 CCL *
911 Cr P
947 EX

-

126,00

-

-

Eng. D 2840

LF01 / 04

18270 ccm

350 kW (476 PS)

stroke 142 mm

88-90

128,00
V1081,3
-
25,1
130,3
MV=2,046
x
105
FB3,50
3,00
5,00793120-00-1
914 Cr *
931 P
947 EX Cr803136-00-1
RT / AK

128,00

953136-1
A=144,5
L=253
H=10,05
C=153,8
F=1813136-2
923101-1
2 x FP 2,1
2 x FP 4,0**Eng. D 2840**

LF

18270 ccm

368 kW (500 PS)

stroke 142 mm

90-

Eng. D 2876

LF 12 Euro 3

TGA 18 / 26 / 33.480

TGA 24 / 28 / 35 / 41.480

TGA 480

12816 ccm

353 kW (480 PS)

02-

03-

03-

128,00
679,25
-
-1,9
-23,75
134,25
MØ=76,1652
x
103
FB4,00
3,00
4,00793131-00-1
914 Cr *
931 P
947 EX Cr803144-00-1
RT / KK / AK

128,00

953132-1
A=144,5
L=268,0
H=8,07
C=153,8813140-2
923130-1
2 x FP 4,0
1 x 4,6***Eng. D 2876**

LF 13 Euro 3 / LF25 Euro3

TGA 18 / 24 / 26 / 28 / 33

TGA 35.530 / 410

TGA 41.530

TGA 530

12816 ccm

301-390 kW (410-530 PS)

02-

00-

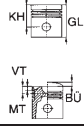
03-

03-



MODEL / ENGINE

YEAR

Dia.
CYL

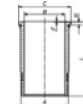
Ø x L



SM-REF



SM-REF.

Piston
Dia.

SM-REF.



SM-REF.

MAN

Eng. D 2840

LF 20 Euro 2
19.603 / 26.603 FNL
18273 ccm
441 kW (600 PS)

96-

128,00
V104,00
3,00
4,00

793131-00-1
914 Cr *
931 P
947 EX Cr

-

128,00

953136-1
A=144,5
L=253
H=10,05
C=153,8
F=1

-

Eng. D 2866

LF 31 / 32 / 39 / 40-43 Euro 2
LF 23-26 / 28 Euro 3
LF 27 Euro 4

Eng. D 2866

LUH 20 / 26 Euro 2
LUH 23-25 / 30 Euro 3
11967 ccm
191-301 kW (260-410 PS)

Eng. D 2866

LOH 27-29 / 32-34 Euro 3
11967 ccm
228-301 kW (310-409 PS)

Eng. D 2876

LF 06
LF 02 / 07 / 11 Euro 2
LF 03-05 / 12 / 13 / 25 Euro 3

Eng. D 2876

LOH / LUH 01 Euro 2
LOH 02 / 03 / 20 / 21 Euro 3
12816 ccm
338-390 kW (460-530 PS)

Eng. D 2848128,00
8**Eng. D 2840**

LF 21 Euro 2
18273 ccm
441 kW (600 PS)

128,00
V10**Eng. D 2842**

LE 404 / 602
21930 ccm
588/956 kW (800/1300 PS)

128,00
V12**Eng. E 2842**

LE 322
21927 ccm
380-420 kW (517-571 PS)

128,00
V12

NEW

793145-00-1
914 CCL *
911 IW U Cr
947 EX Cr

-

128,00

-

-

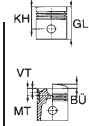


MODEL / ENGINE

YEAR



Dia.
CYL



$\varnothing \times L$



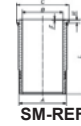
SM-REF



SM-REF.



Piston
Dia.



SM-REF.



SM-REF.

MAN

Eng. D 2865

LUH 02 / 03 / 05 Euro 1
9972 ccm
198-221 kW (270-301 PS)

87-

128,00
5

89,75
-
-2,05
-24,4
141,75

46
x
105
FB

3,50
3,00
5,00

793120-00-1
914 Cr *
931 P
947 EX Cr

803134-00-1
RT / AK

128,00

953130-1
A=144,5
L=270
H=10,07
C=153,8
F=1

813134-2
923101-1
2 x FP 2,1
2 x FP 4,0

Eng. D2865

L / LF02 / 03 / 04 / 06 / 10 / 15
LOH / LU01-06 / LU 22
9972 ccm
221 kW (301 PS)
stroke 155 mm

87-

Eng. D 2866

KF09 / LE06 / LF01-07
LF09 / 15 / 22 / LFG / LH02
LOH03 / LU01 / 03 / 04 / LX / LXE
LXF / LXFG / LXOH / LXUH / RXF
11967 ccm
198-324 kW (269-441 PS)
stroke 155 mm

Eng. D 2865

LF09 / LF21 Euro 2
9972 ccm
213-250 kW (290-340 PS)

94-01

128,00
5

89,75
-
-2,1
-21,6
141,75
MV=2,0

46
x
105
FB

3,50
3,00
5,00

793120-00-1
914 Cr *
931 P
947 EX Cr

803138-00-1
RT / AK

128,00

953130-1
A=144,5
L=270
H=10,07
C=153,8
F=1

813139-2
923101-1
2 x FP 2,1
2 x FP 4,0

Eng. D 2866

LF13-16 / LF20 / LF35
LOH23 Euro 2
11967 ccm
294-309 kW (400-420 PS)

128,00
6

Eng. D 2866

KOH / KUH / KU / KFZ / LFZ
LFZR / LOCH / LU / LUL
TUH / TUM / K / KF / LUH
19.361 / 19.332 / 19.361
280 / 290 / 292 / 322 / 332 / 362
11967 ccm
215-265 kW (292-360 PS)

83-

128,00
6

89,8
-
-2,3
-32,2
141,8

46
x
105

3,50
3,00
5,00

793120-00-1
914 Cr *
931 P
947 EX Cr

803130-00-1

128,00

953130-1
A=144,5
L=270
H=10,07
C=153,8
F=1

813130-2
923101-1
2 x FP 2,1
2 x FP 4,0

Eng. D 2866

TOH
11967 ccm
215 kW (292 PS)

Eng. D 2866

LF31 Euro 2
LF32 / 36 / 37 / 39 Euro 3
LF40 / 41 / 42 / 43 Euro 3
11967 ccm
268-308 kW (364-419 PS)

97-

98-

128,00
6

89,75
-
-1,9
22,7
141,75
MØ=80

46
x
105

4,00
3,00
4,00









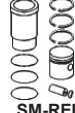
793131-00-1
914 Cr *
931 P
947 EX Cr

803145-00-1
RT / AK

128,00

953130-1
A=144,5
L=270
H=10,07
C=153,8
F=1

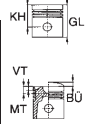
813145-2
923101-1
2 x FP 2,1
2 x FP 4,0

MODEL / ENGINE	YEAR	 Dia. CYL	 KH GL VT MT	 Ø x L		 SM-REF	 SM-REF.	 Piston Dia.	 SM-REF.	 SM-REF.
MAN										
Eng. D 2876 LF 03 / 04 Euro 3 LF 06 Euro 2 LF 09 / 10 / 14 / 17 Euro 3 LOH 02 / 03 / 04 / 05 Euro 3 12816 ccm 301-390 kW (409-530 PS)		128,00 6	79,25 - -1,90/-1,90 -21,74 134,25 - MØ=85,05	50 x 107 T	4,00 3,00 4,00	793131-00-1 914 Cr * 931 P 947 EX Cr	803146-00-1 ^{*NEW*} RT	128,00	-	-
Eng. D 2866 LF23 / 24 / 25 / 26 / 27 / 28 / 37 LF38 Euro 3 LFG07 Euro 3 LF LOH27/ 28/29/30/32/33 LF LOH34 / 35 / 37 / 38 Euro 3 LUH23 / 24 / 25 Euro 3 11967 ccm 191-301 kW (260-410 PS)		128,00 1	89,75 - -1,9 -1,9 -22 141,75 MØ=80	46 x 105	4,00 3,00 4,00	793131-00-1 914 Cr * 931 P 947 EX Cr	803150-00-1 RT	128,00	953130-1 A=144,5 L=270 H=10,07 C=153,8 F=1	813150-2 923101-1 2 x FP 2,1 2 x FP 4,0
Eng. E 2876 TE 302 12816 ccm 130 kW (177 PS) gas engine		128,00 1			3,50 3,00 5,00	793142-00-1 914 Cr * 911 IW U Cr 947 EX Cr	-	128,00	-	-
Eng. E 3042 D1 / E / LN gas engine		130,00 12			3,00 3,00 4,00	793137-00-1 916 CCL IF* 911 IW U Cr 947 EX Cr	-	130,00	-	-
MAZDA										
Familia Eng. TB 1169 ccm		70,00 4			2,00 2,00 4,00	^{*NEW*} 798507-00-4 910 Cr * 931 P 3PC Cr	-	70,00	-	-
323 Eng. 6CV E1 1100 ccm	94-00	70,00 4			1,50 1,50 4,00	798509-00-4 910 IF Cr S 911 P 3PC Cr	-	70,00	-	-
121 / 323 Autozam Revue Demio / GLC / Familia Eng. B3 1324 ccm 43-54 kW (58-79 PS)	84-98 91-98 87-99	71,00 4			1,20 1,50 3,00	798513-00-4 910 Cr P S 911 P 3PC Cr	-	71,00	-	-
BS7C / BTA67 / Familia Eng. TC 1272 ccm 63 kW (85 PS)		73,00 4			1,50 1,50 4,00	798512-00-4 910 Cr S 931 P 3PC Cr P	-	73,00	-	-



MODEL / ENGINE

YEAR

Dia.
CYLVT
MT

Ø x L



SM-REF



SM-REF.

Piston
Dia.

SM-REF.



SM-REF.

MAZDA**E1400**Eng. UC
1415 ccm
48-52 kW (65-70 PS)77,00
41,50 910 Cr S
1,50 931 P
4,00 3PC Cr

798516-00-4

-

77,00

-

-

323 GLC / BD1031Eng. E3
1296 ccm
Eng. E5
1490 ccm80-86
77,00
4
81-861,20 910 IF Cr S
1,50 931 P
4,00 3PC Cr P

798517-00-4

-

77,00

-

-

**323 / BD1031
Familia / GLC**Eng. E3 / E5
1296-1490 ccm
40-65 kW (54-88 PS)80-87
77,00
41,50 910 Nit S
2,00 931 P
4,00 3PC Cr

798518-00-4

-

77,00

-

-

ProtegeEng. ZL
1597 cccm
63 kW (86 PS)89-91
78,00
41,20 910 Cr S
1,50 931 P
3,00 3PC Cr

798542-00-4

-

78,00

-

-

798542-50-4

-

78,50

-

-

Capella, Familia VanEng. B6
1597 ccm
63 kW (86 PS)78,00
41,50 910 IF Cr S
1,50 931 P
3,00 3PC

798532-00-4

-

78,00

-

-

Luce 626 / CapellaEng. VB / NA
1796 ccm
73,5 kW (100 PS)68-73
78,00
41,50 910 IF Cr S
1,50 931 P
4,00 3PC Cr

798520-00-4

-

78,00

-

-

1600Eng. NA
1586 ccm
55 kW (75 PS)70-
78,00
41,20 910 Cr S
1,50 931 P
4,00 3PC Cr

798522-00-4

-

78,00

-

-

LuceEng. NA
1586 ccm78,00
41,50 910 Nit S
2,00 931 P
4,00 3PC Cr

798523-00-4

-

78,00

-

-

798523-25-4

-

78,25

-

-

798523-50-4

-

78,50

-

-

798523-75-4

-

78,75

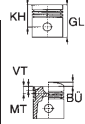
-

-

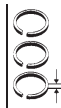


MODEL / ENGINE

YEAR

Dia.
CYLVT
MT

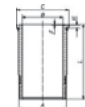
Ø x L



SM-REF



SM-REF.

Piston
Dia.

SM-REF.



SM-REF.

MAZDA**626****929****B 2000**

Eng. MA

1970 ccm

81 kW (110 PS)

82-83

80,00

4

77-82

77-84

1,20

1,50

4,00

798525-00-4

910 Cr S

931 P

3PC Cr

-

80,00

-

-

626**929**

Eng. VC

1769 ccm

61 kW (83 PS)

82-83

75-76

80,00

4

1,50

2,00

4,00

798526-00-4

910 Cr S

931 P

3PC Cr

-

80,00

-

-

NEW**798526-00-4**

-

80,50

-

-

Luce Van / Deluxe 1800**LA2VV / Cosmo**

Eng. VC

1769 ccm

61 kW (83 PS)

73-86

80,00

4

2,00

2,00

4,00

798549-00-4

910 Cr *

931 P

3PC Cr P

-

80,00

-

-

798549-50-4

-

80,50

-

-

Capella 1.6 / 626 1.6

Eng. F6

1587 ccm

60 kW (81 PS)

82-87

81,00

4

1,50

1,50

4,00

798527-00-4

910 IF Cr S

931 P

3PC Cr

-

81,00

-

-

798527-50-4

-

81,50

-

-

Familia

Eng. BG8P, BG8Z

1839 ccm

99 kW (135 PS)

90-94

83,00

4

1,50

1,50

3,00

798536-00-4

910 IF Cr S

931 P

3PC Nit

-

83,00

-

-

626 / MX-6**Capella / Telstar**

Eng. FS / FP

1840 / 1991 ccm

66-85 kW (90-115 PS)

92-93

83,00

4

1,20

1,50

3,00

798538-00-4

910 IF Cr S

931 P

3PC Cr

-

83,00

-

-

MX-5 1.8i 16V**5 1.8i 16V****6 1.8i 16V**

Eng. CHBB

1798 ccm

88-93 kW (120-126 PS)

05-

05-

83,00

4

1,20

1,20

2,50

792162-00-4

910 IF Nit S

931 P

3PC Nit

-

83,00

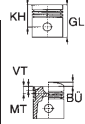
-

-

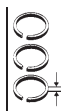


MODEL / ENGINE

YEAR

Dia.
CYLVT
MT

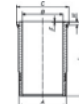
Ø x L



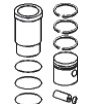
SM-REF



SM-REF.

Piston
Dia.

SM-REF.



SM-REF.

MAZDA

626 Mk III 1.8
626 Mk III Coupe 1.8
626 Mk III Estate 1.8
626 Mk III Hatchb. 1.8
 Eng. F8
 1789 ccm
 65 kW (88 PS)

87-92 **86,00**

4

1,50
1,50
4,00

798529-00-4
 910 IF Nit S
 931 P
 3PC Cr

-

86,00

-

-

626 Mk II 2.0
626 Mk II Hatchb. 2.0
626 Mk III 2.0
626 Mk III Coupe 2.0
626 Mk III Estate 2.0
626 Mk III Hatch. 2.0
929 Mk II 2.0
929 Mk II 2.0 i GLX
929 Mk II Coupe 2.0 / i
929 Mk III 2.0
E-Serie Box E2000
 Eng. FE
 1998 ccm
 66-88 kW (90-120 PS)

83-87
83-87
87-90
87-90
88-97
87-90
84-87
84-87
84-87**798529-50-4**

-

86,50

-

-

2.3
Hatchback 2.3
Station Wagon 2.3
Station Wagon 2.3 AWD
 Eng. L3C1
 2261 ccm
 122 kW (166 PS)

02-07 **87,50**
02-07 4
02-07
02-071,20
1,20
2,50

792172-00-4
 910 Nit S
 931 P
 3PC Cr

-

87,50

-

-

2.0
2.0 MZR
Saloon 2.0
Saloon 2.0 MZR
Estate 2.0 MZR
Hatchback 2.0
Hatchback 2.0 MZR
Station Wagon 2.0
Station Wagon 2.0
Premacy 2.0
 Eng. LF17 / LF18 / LFF7
 1999 ccm
 104-107 kW (141-146 PS)

02-09
09-
04-
09-
08-
02-07
07-
02-07
05-05

798548-00-4
 910 Cr P
 931 P
 3PC Cr

-

96,00

-

-

B2500
 Eng. C
 2498 ccm
 62/80 kW (84/109PS)

02-06 **96,00**
41,50
1,50
3,00

910 Cr P
 931 P
 3PC Cr

-

96,00

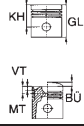
-

-



MODEL / ENGINE

YEAR

Dia.
CYL

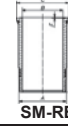
Ø x L



SM-REF



SM-REF.

Piston
Dia.

SM-REF.



SM-REF.

MAZDA DIESEL**Eng. Y601 (DV6TED4)**

3 1.6 CDI 16V
3 1.6 DI Turbo
3 1.6 MZR CD
3 Saloon 1.6 DI Turbo
1560 ccm
80-81 kW (109-110 PS)

04-
04-09
09-
04-

75,00
4
41,7
-
-1,16
-13,29
65,2
MØ=41,72

26
x
61
T

3,00
1,95
2,50

793758-00-4
916 Cr *
931 P
947 EX Nit S

803710-00-1
RT / KK / AK

75,00

953706-4
A=78
L=142
H=5
C=79,5
semi
-

-

793758-50-4

803710-50-1

80,00

-

Eng. RF

Eunos 2.0 D
1998 ccm
47-55 kW (64-75 PS)

89-

86,00
4

1,50
1,50
4,00

798535-00-4
910 IF S Nit
931 P
3PC Cr P

-

86,00

-

-

798535-50-4

-

86,50

-

-

Eng. NB7

Sportage / Sportage Turbo
2184 ccm

93-

86,00
4

2,00
2,00
3,00

798656-00-4
910 IF Cr S
911 IW Cr
947 EX Nit S

-

86,00

-

-

Eng. RFX

323 2.0 D
1998 ccm
41-52 kW (56-71 PS)

96-

86,00
4

2,00
2,00
3,00

798657-00-4
913 Nit S
911 IW Cr
947 EX Nit S

-

86,00

-

-

Eng. WLT

MPV 2.5 TD
2499 ccm
85 kW (116 PS)

96-99

93,00
4

2,50
2,00
3,00

798652-00-4
910 IF Cr S
911 IW Cr
947 EX Cr S

-

93,00

-

-

798652-50-4
NEW

-

93,50

-

-

Eng. W9

B 2900
2900 ccm

95,00

95,00
4

2,50
2,00
3,00

798661-00-4
910 IF Cr P *
911 IW Cr P
947 Cr P

-

95,00

-

-

798661-50-4

-

95,50

-

-

Eng. VS

98,00

98,00
4

2,50
2,00
3,00

798667-00-4
910 IF Cr
911 IW Cr P
947 EX Nit S

-

98,00

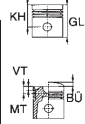
-

-



MODEL / ENGINE

YEAR

Dia.
CYL

Ø x L



SM-REF



SM-REF.

Piston
Dia.

SM-REF.



SM-REF.

MERCEDES-BENZ**A 140**Eng. 166 E 14.940
1397 ccm
60 kW (82 PS)

98-

80,00
41,20
1,75
3,00**791084-00-4**
910 Cr S
931 P
3PC Cr

-

80,00

-

-

A 160**Vaneo**Eng. M 166 E 16.960 / 961
1598 ccm
75 kW (102 PS)-98
01-**80,00**
41,20
1,75
3,00**791084-50-4**
910 Cr S
931 P
3PC Cr

NEW

-

80,50

-

-

C 180 / C 200 / C230Eng. M 271 Kompressor
1796 ccm
105 kW (143 PS) 120 kW**82,00**
41,20
1,50
2,50**791098-00-4**
910 Nit S
911 P
3PC Nit

-

82,00

-

-

S 600 / CL 600Eng. M 275
5513 ccm
368 kW (500 PS)**82,00**
12**CL 600 5.5****S 600 5.5**Eng. M 275.950
5513 ccm
368 kW (500 PS)02-06
02-05**82,00**
121,20
1,50
2,00**791269-00-4**
910 Nit S
911 P
947 EX Nit S

-

82,00

-

-

C 180**C 180 CGI****C 180 CGI****C 200 CGI****C 200 CGI****C 200 CGI****C 250****C 250 CGI****C 250 CGI****E 200 CGI****E 250 CGI****SLK 200 / 250**Eng. M 271.820
Eng. M 271.860
Eng. M 271.861
1796 ccm
115-150 kW (156-204 PS)11-
07-13
09-
07-13
07-
11-
11-
09-
09-13
10-13
10-13
11-**82,00**
41,20
1,50
2,00**791272-00-4**
910 Nit S
931 P
3PC Nit

NEW

-

82,00

-

-

190 E 2.6 / 260 E**260 SE**Eng. M 103 E 26.940 / 941
Eng. M 103 E 26.943
2599 ccm
117-125 kW (159-170 PS)84-
84-92**82,90**
61,50
1,75
3,00**791053-00-6**
910 IF Cr *
931 P
947 EX Cr

-

82,90

-

-

791053-50-6

-

83,40

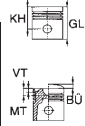
-

-

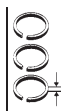


MODEL / ENGINE

YEAR

Dia.
CYLVT
MT

Ø x L



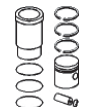
SM-REF



SM-REF.

Piston
Dia.

SM-REF.



SM-REF.

MERCEDES-BENZ**A 150**

04-12

83,00

4

1,20

910 IF Nit S

-

83,00

-

-

A 160

09-12

B 150

05-11

B 160

09-11

1,75

931 P

2,00

3PC Cr

Eng. M 266.920

1498 ccm

70 kW (95 PS)

A 170

04-12

A 180

09-12

B 170 / B180

05-11

Eng. M 266.940

1699 ccm

85 kW (115 PS)

A 200

04-12

A 200 Turbo

05-12

B170 NGT / B 180 NGT

08-11

B 200 / Turbo

05-11

Eng. M 266.960 / M 266.980

2034 ccm

100-142 kW (136-193 PS)

E 240

97-

83,20

6

1,50

910 IF Nit S

1,75

931 P

3,00

3PC Nit

-

83,20

-

-

Eng. M 112 E 24

2398 ccm

120 kW (163 PS)

A 190**84,00**

4

1,20

910 IF Nit S

1,75

931 P

2,50

3PC Nit

-

84,00

-

-

Eng. M 166 E 19

1898 ccm

92 kW (125 PS)

S 600 L / CL 600

99-02

84,00

12

1,20

910 IF Nit S

1,50

931 P

2,50

3PC Nit

-

84,00

-

-

Eng. M 137 E 58

5786 ccm

270 kW (367 PS)

280 S / 280 SE / 280 SL

68-72

86,50

6

2,00

910 Cr *

2,50

931 P

4,00

3PC Cr P

-

86,50

-

-

250 C / 300 SE / U 110**404**

Eng. M 130.920 / 921 / 923

925 / 933 / 980 / 983 / 984

2778 ccm

81-125 kW (110-170 PS)

300 E / 300 SE

84-86

88,50

84-86

6

1,50

910 IF Cr *

1,75

931 P

3,00

947 EX Cr

-

88,50

-

-

Eng. M 103 E 30.980

981/82/85

2962 ccm

126-140 kW (175-190 PS)

791049-50-6

-

89,00

-

-



MODEL / ENGINE

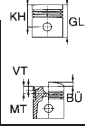
YEAR	Dia. CYL	KH GL VT MT	Ø x L		SM-REF	SM-REF.	Piston Dia.	SM-REF.	SM-REF.
------	-------------	----------------------	-------	--	--------	---------	----------------	---------	---------

MODEL / ENGINE	YEAR	Dia. CYL	KH GL VT MT	Ø x L		SM-REF	SM-REF.	Piston Dia.	SM-REF.	SM-REF.
MERCEDES-BENZ										
190 E 1.8 Eng. M 102 E 102.910 1797 ccm 80 kW (109 PS)	90-	89,00 4				791038-00-4 910 IF Cr * 931 P 947 EX Cr 791038-50-4 791038-10-4	- -	89,00 89,50 90,00	951022-4 A=92,00 L=146,1 H=4,6 C=94,55 - -	- -
190 / 200 Eng. M 102 V 20.920 / 21 / 61 1997 ccm 66/80 kW (90/109 PS)	80-83	89,00 4	43,2 - -1,0/-2,3 - 83,2	24 x 62	1,75 2,00 3,50	791038-00-4 910 IF Cr * 931 P 947 EX Cr	801023-00-1 801023-50-1	89,00 89,50	951022-4 A=92,00 L=146,1 H=4,6 C=94,55 - -	- -
190 Eng. M 102 V 20.921 / 924	84-	89,00 4	43,2 -	22 x	1,75	791038-00-4 910 IF Cr *	801024-00-1	89,00	951022-4 A=92,00 L=146,1 H=4,6 C=94,55	-
200 Eng. M 102 V 20.920 / 22 / 64 1997 ccm 66-80 kW (90-109 PS)	83-		-1,7/-2,2 - 79,7 AA=22,3	56	2,00 3,50	931 P 947 EX Cr				
190 E / 200 E Eng. M 102 E 20.961 / 62 / 63	84-		42,9			791038-50-4	801024-50-1	89,50	-	-
190 E / 200 E / 200 GE Eng. M 102 E 20.961-965 1997 ccm 80-90 kW (109-122 PS)	84-		- -1,4/-1,9 -1,2 79,4							
			42,9 - -1,4/-1,9 -1,6 79,4			791038-10-4	-	90,00	-	-
190 E / 200 E 200 GE(I) 190 / 200 Eng. M 102 E 20 / V 20 1996 ccm 77-87 kW (105-118 PS)	89- 89- 89-90	89,00 4			1,75 2,00 3,50	791038-00-4 910 IF Cr * 931 P 947 EX Cr 791038-50-4 791038-10-4	- -	89,00 89,50 90,00	951022-4 A=92,00 L=146,1 H=4,6 - -	- -



MODEL / ENGINE

YEAR

Dia.
CYLVT
MT

Ø x L



SM-REF



SM-REF



SM-REF.

Piston
Dia.

SM-REF.



SM-REF.

MERCEDES-BENZ**300 SE / 320 SL****S 320****320 E / 300 SE****E 320**

Eng. M 104 E 32.980/81/90/94/95

Eng. M 104 E 32.990-994

3199 ccm

170-162 kW (231-220 PS)

91-93

89,90

31,12

22

x

1,50

791050-00-6

910 IF Nit S

801028-00-1

89,90

-

-

94-

6

-

x

1,50

910 IF Nit S

91-92

6

0,64

56

1,75

931 P

93-

6

-1,2

56

3,00

3PC Cr

56,1

30,82

-

0,64

-1,2

55,8

-

801028-25-1

90,15

-

-

-

801028-50-1

90,40

-

-

200 E / 200 CE / 200 TE**E 200 / C 200**

Eng. M 111 E 20.940-942

Eng. M 111 E 20 OB

1996 ccm

100 kW (136 PS)

93-

89,90

4

-

-

1,50

791065-00-4

910 IF Nit S

-

89,90

-

-

1,75

931 P

3,00

3PC Cr

220 E**C 220 / E 220**

Eng. M 111 E 22

2199 ccm

110 kW (150 PS)

92-93

93-

89,90

4

-

-

1,50

791065-00-4

910 IF Nit S

-

89,90

-

-

1,75

931 P

3,00

3PC Cr

420 SL**420 SE / SEL****420 SEC**

Eng. M 116.964 / M 116.965

150-170 kW (204-231 PS)

86-89

85-91

85-91

92,00

8

-

-

1,50

791056-00-4

910 IF Cr S

-

92,00

-

-

2,00

931

3,50

947 EX Cr

C 350**CLC 350****CLK 350****CLS 350****E 350****E 350 T****GLK / SLK 350****ML 350****R 350****S 350****SL 350****SLK 350****Viano 3.5****Sprinter 224 / 324****Sprinter 424 / 524****Vito 126 3.5**

Eng. M 272.960 / 961 / 964-967

969-972 / 975 / 978 / 979 / 991

3498 ccm

190-224 kW (272-305 PS)

05-13

08-11

05-11

04-10

05-08

05-09

08-11

05-11

06-13

05-11

06-12

08-11

07-

06-

06-

07-

06-12

05-10

92,90

6

30,43

-

1,81/1,81

-

50,83

-

-

-

-

-

-

92,90

8

-

22

x

52

-

1,50

1,75

2,50

791260-00-6

910 Nit S

931 P

3PC Nit

801055-00-1

92,90

-

-

GL 450**S 450**

Eng. M 273.922-924

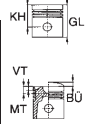
4663 ccm

250 kW (340 PS)



MODEL / ENGINE

YEAR

Dia.
CYLVT
MT $\varnothing \times L$ 

SM-REF



SM-REF.

Piston
Dia.

SM-REF.



SM-REF.

MERCEDES-BENZ**230 / 230 G**

Eng. M 115.951 / 954

O 309

Eng. M 115.958

2307 ccm

66-81 kW (90-110 PS)

73-82

93,75

4

51,75

-

-1

81,95

26

x

73

1,75

2,50

4,00

791068-00-4

910 IF Cr *

931 P

947 EX Cr

-

93,75

-

-

190 E 2.3 16V

Eng. M 102.983

2299 ccm

125-136 kW (170-185 PS)

83-88

95,50

4

1,50

1,75

3,50

791094-00-4

910 IF Cr S

931 P

947 EX Cr

-

95,50

-

-

190 E 2.5 16V

Eng. M 102 E.990

2499 ccm

150 kW (204 PS)

88-

95,50

-

791094-50-4

-

96,00

-

-

230 E / 230 GE

Eng. M 102 E 23....

2299 ccm

70-100 kW (95-136 PS)

80-83

95,50

4

1,75

2,00

3,50

791040-00-4

910 IF Cr *

931 P

947 EX Cr

-

95,50

-

-

190 E 2.3 / 230 E

Eng. M102 E 23....

2299 ccm

70-100 kW (95-136 PS)

84-

4

791040-50-4

-

96,00

-

-

190 E (USA)

Eng. M102 E 23....

2299 ccm

70-100 kW (95-136 PS)

82-83

4

791040-10-4

-

96,50

-

-

210 / 310 / 410 O309

Eng. M102 E 23....

2299 ccm

70-100 kW (95-136 PS)

84-

4

791040-50-4

-

96,50

-

-

560 SE

Eng. M117 E 56

5547 ccm

205-220 kW (279-300 PS)

85-

96,50

8

1,75

2,00

3,50

791024-00-4

910 IF Cr *

931 P

947 EX Cr P

-

96,50

-

-

500 / 500 SE / 500 SL

Eng. M117 E 50 / M119 E 50

4973 ccm

164-240 kW (223-333 PS)

85-

96,50

V8

791024-00-4

-

96,50

-

-

E 500 / CL 500 / S 500

Eng. M117 E 50 / M119 E 50

4973 ccm

164-240 kW (223-333 PS)

164-240 kW (223-333 PS)

**MERCEDES-BENZ
DIESEL****Eng. OM 636**

.914-919 / 930 / 31 / 934

1767 ccm

23,5-31,5 kW (32-43 PS)

51-61

75,00

4

45

-

-

-3,9

89

22

x

63,5

2,00

2,00

2,00

5,00

5,00

791015-00-2

910 IF Cr *

911 Fe

911 Fe

947 EX P

947 FS P

801063-00-1

75,00

951063-4

A=78

L=190

H=4

C=81

semi

-

Eng. OM 312 / 314 /321

Eng. OM 324 / 352

Compressor

77,00

1

2,50

2,50

3,00

4,00

791001-00-1

910 IF P

910 IF P

930 P

947 EX P

-

77,00

-

-

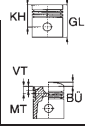


MODEL / ENGINE

YEAR



Dia.
CYL



KH GL
VT BU
MT



Ø x L



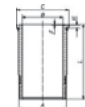
SM-REF



SM-REF.



Piston
Dia.



SM-REF.



SM-REF.

**MERCEDES-BENZ
DIESEL**

Eng. OM 668 DE LA 16
Eng. OM 668 DE LA 17
A 160 / 170 Turbodiesel
1689 ccm
44/66 kW (60/90 PS)

80,00
4

44,65
-
-1
-11,65
70,65

28
x
60

2,00
2,00
3,00

791071-00-4
910 Cr *
911 P
947 EX Cr
791071-50-4

801098-00-1

80,00

-

-

Eng. OM 640.940 / 941
A 180 / A 200 CDI
B 180 / B 200 CDI
1991 ccm
80/103 kW (109/140 PS)

04-12
05-11

83,00
4

2,00
2,00
2,00

791257-00-4
910 Cr P *
911 IF U P
947 EX Cr *

-

83,00

-

-

Eng. OM 640.942
A 160 CDI
1991 ccm
60 kW (82 PS)

04-12

83,00

2,00

910 Cr P *

-

83,00

-

-

Eng. OM 642
.910 / 920-921 / 930 / 932
C 320 CDI
CLK / CLS CDI
CLS 350 CDI
E 280 CDI
E 300 Bluetec
E 320 CDI
S 320 CDI
S 350 CDI
Sprinter 418 CDI
2987 ccm
155-173 kW (218-235 PS)

04-07
05-10
09-10
05-09
07-08
05-09
05-13
09-13
09-

83,00
6

2,00
2,00
2,00

791256-00-2
916 NIT S
911 IF U P
947 EX Cr *

-

83,00

-

-

Eng. OM 642
.940 / 950 / 960-961 / 970
990 / 992 / 993
C 320 CDI
C 350 CDI
G 320 CDI
GL 320 CDI
GL 350 CDI
GLK 320 CDI
ML 280 / 320 CDI
ML 300 / 350 CDI
R 280 / 320 / 350 CDI
R 300
Sprinter 218 / 318 CDI
Sprinter 418 / 518 CDI
Sprinter 219 / 319 CDI
Sprinter 419 / 519 CDI
Viano 300 CDI
Vito 120 CDI
2987 ccm
135-165 kW (184-224 PS)

07-
09-
06-
06-
09-
08-
05-09
09-11
06-
09-
06-
06-
09-
09-
06-
06-

83,00

2,00

916 NIT S

-

83,00

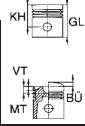
-

-



MODEL / ENGINE

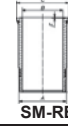
YEAR

Dia.
CYL

SM-REF



SM-REF.

Piston
Dia.

SM-REF.



SM-REF.

**MERCEDES-BENZ
DIESEL****Eng. OM 651**

.911-913 / 916 / 924 / 925
940 / 955-957 / 960-961 / 980
C 180 / 200 CDI
C 220 / 250 CDI
CLS 250 CDI
E 200 / 220 / 250 CDI
E 300 CDI BlueTec
GLK 200 CDI
GLK 220 / 250 CDI
ML 250 CDI
S 250 CDI
SLK 250 CDI
Shooting Break 250 CDI
Sprinter 216 CDI
Sprinter 210 / 213 CDI
Sprinter 310 / 313 / 316 CDI
Sprinter 416 / 510 / 516 CDI
Sprinter 513 CDI
Vito 110 / 113 / 116 CDI
2143 ccm
88-150 kW (120-204 PS)

11-
07-
11-
09-
11-
10-
11-
10-13
12-
12-
06-
09-
09-
09-
06-
10-

83,00
4
-
-1,40/-1,00
-13,01
75,5
-
MØ=49,4
-

30
x
66
T / NB
DLC

2,00
1,75
2,00

791277-00-4
910 IF CCL*
911 IF U Cr
947 EX Cr *

NEW
801012-00-1
RT / KK

83,00

-

-

Eng. OM 615

.940 / 943 / 944
200D / 206D / 207D / 306D
1988 ccm
40,5/44 kW (55/60 PS)

70-79

87,00
4
-
-1
-6,15
91,4

26
x
72

2,00
2,00
4,00

791009-00-4
910 Cr S
911 IF P
947 EX Cr

801026-00-1
RT

87,00

951026-4
A=90
L=158,4
H=4,7
C=92
semi

-

Eng. OM 615

.910/11/12/14/16/19/30
.936-939 / 941
220D / 206D / 306D / 309D
406D / 409D / O309D
2197 ccm
37,5-44 kW (51-60 PS)

68-72

87,00
4
-
-1,0/-3,5
-6,27
89,65

26
x
72

3,00
2,00
4,00

791010-00-4
910 IF Cr*
911 IF P
947 EX Cr

801036-00-1
RT

87,00

951025-4
A=90
L=158,4
H=4,7
C=92
semi

-

791010-50-4

801036-50-1

87,50

801036-10-1

88,00

Eng. OM 601

.911 / 12 / 13
190D / 200D / 200TD
C200D / E200D
1997 ccm
53-55 kW (72-75 PS)

84-93
93-

87,00
4
-
-1,0/-1,2
-9,05
74,85
AA=22,1

26
x
55

2,50
2,00
3,00

791048-00-1
910 Cr*
911 IF P
947 EX Cr P

801073-00-1
RT / AK

87,00

951040-4
A=90
L=148,6
H=4,7
C=92,50
semi

-

791048-50-1

801073-50-1

87,50

Eng. OM 602

.911 / 12 / 30 / 31 / 38 / 39
190D 2,5 / 250D / 310D
2497 ccm
62-69 kW (84-94 PS)

84-93

87,00
5
-
44,65

26
x
55

2,50
2,00
3,00

791048-00-1
910 Cr*
911 IF P
947 EX Cr P

801051-00-1
RT / AK

87,00

951040-4
A=90
L=148,6
H=4,7
C=92,50
semi

-

Eng. OM 603

.912 / 913
300 D
300 GD
2996 ccm
80-83 kW (109-113 PS)

84-93
91

87,00
6
-1,0/-1,2
-9,05
74,65
AA=22,1

26
x
55

2,50
2,00
3,00

791048-00-1
910 Cr*
911 IF P
947 EX Cr P

801051-00-1
RT / AK

87,00

951040-4
A=90
L=148,6
H=4,7
C=92,50
semi

-

791048-50-1

801051-50-1

87,50



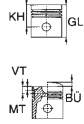
MODEL / ENGINE

YEAR	Dia. CYL	KH GL VT MT	Ø x L		SM-REF	SM-REF.	Piston Dia.	SM-REF.	SM-REF.
MERCEDES-BENZ DIESEL									
83-84	87,00 4				2,00 910 Cr S	-	87,00	-	-
					2,00 911 IF P				
					3,00 947 EX Cr P				
84-	87,00 4				791035-00-4 4 Cyl. Version	-	87,50	-	-
					791036-00-5				
					791036-50-5 5 Cyl. Version				
85-95 93-95	87,00 5	44,85 - -1,0/-1,2 -9,01 74,85 AA=22,1	28 x 70		2,50 910 Cr *	801042-00-1 RT / KK / HA	87,00	951040-4 A=90 L=148,6 H=4,7 C=92,50 semi	-
					2,00 911 IF P				
					3,00 947 EX Cr P				
85-95 93-95	87,00 6				791048-50-1	801042-50-1	87,50	-	-
93-	87,00 5				2,50 910 Cr *	-	87,00	951040-4 A=90 L=148,6 H=4,7 C=92,50 semi	-
					2,00 911 IF P				
					3,00 947 EX Cr P				
93-	87,00 6								



MODEL / ENGINE

YEAR

Dia.
CYL

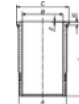
Ø x L



SM-REF



SM-REF.

Piston
Dia.

SM-REF.



SM-REF.

**MERCEDES-BENZ
DIESEL****Eng. OM 611**

.961 / 962 / 980 / 981 / 987
E200 / E220 CDI
V200 / V220 CDI
C200 / C220 CDI
Vito 108/110/112
Sprinter
2151 ccm
60-105 kW (82-143 PS)

88,00

4

42,3

30

x

2,50

791089-00-1

910 Cr *

801014-00-1

RT / KK

88,00

951059-4

A=91
L=147,6
H=4,5
C=93,70
semi

-

98-

-

70

2,00

911 IF

99-03

-13,9

3,00

947 EX Cr

00-

MØ=43,7

99-

72,3

791089-50-1**801014-50-1**

88,50

791077-00-4

4 Cyl. Version

Eng. OM 612

.961-963 / 981
E270 CDI
C270 CDI
CLK 270 CDI
G / ML270 CDI
Sprinter
2686 ccm
110-125 kW (150-170 PS)

88,00

5

99-

00-

02-

99-

Eng. OM 613

.960 / 961
S320 CDI / E320 CDI
3222 ccm
145 kW (197 PS)

88,00

6

99-

Eng. OM 646

.811
C 200 CDI / C220 CDI
T-Model C 200 / 220 CDI
2148 ccm
100-125 kW (136-170 PS)

88,00

4

42,3

30

x

2,50

791275-00-1

910 IF CCL *

NEW**801015-00-1**

RT / KK

88,00

-

-

07-

-2,30/-1,90

70

2,00

911 IF U Cr

07-

-14,1

T

3,00

947 EX Cr P

2148 ccm

100-125 kW (136-170 PS)

NEW**791275-50-1*****NEW*****801015-50-1**

88,50

-

-

Eng. OM 646

.812 / 820 / 821
C 200 CDI
E 200 CDI
E 220 CDI
T-Model E 200 / 220 CDI
2148 ccm
100 kW (136 PS)

07-

06-08

03-08

03-09

Eng. OM 646

.966
CLK 220 CDI
2148 ccm
110 kW (150 PS)

Eng. OM 646

.984 / 990
Sprinter 3 Platform 209 / 215 CDI
Sprinter 5 Platform 309 / 315 CDI
Sprinter 5 Platform 509 / 515 CDI
2148 ccm
65-110 kW (88-150 PS)

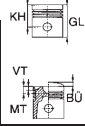
06-

06-



MODEL / ENGINE

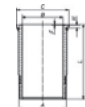
YEAR

Dia.
CYL

SM-REF



SM-REF.

Piston
Dia.

SM-REF.



SM-REF.

**MERCEDES-BENZ
DIESEL****Eng. OM 646**.986
Sprinter (906)
213 / 313 / 413 / 513 CDI
2148 ccm
95-110 kW (129-150 PS)

06-

88,00
442,30
-
-2,03/-1,78
-14,10
72,30
-
MØ=46
-30
x
70
T / NB2,50
2,00
2,00**791276-00-4**
910 CCL IF*
911 IF U Cr
947 EX Cr ***801065-00-1**
NEW
RT / KK

88,00

-

-

Eng. OM 601.940-943 / 900
208 / 308 / 408 / 508
2299 ccm
58-60 kW (79-82 PS)

90-94

89,00
444,65
-
-1,0/-1,2
-9,05
74,65
AA=22,226
x
622,50
2,00
3,00**791059-00-4**
910 IF Cr *
931 P
947 EX Cr**801070-00-1**
RT / AK

89,00

951070-4
A=91,5
L=156,5
H=4,7
C=96,55
semi

-

Eng. OM 602.900 / 940 / 942 / 946 / 947 / 991
210 / 310 / 410 / 290GD
2874 ccm
70-72 kW (95-98 PS)

90-94

89,00
5**791059-50-4**
*NEW***801070-50-1**

89,50

791059-70-4**801070-70-1**

89,70

-

-

Eng. OM 601.940-943 / 900
Sprinter
208 / 308 / 408 / 508
2299 ccm
58-60 kW (79-82 PS)95-
90-94**89,00**
444,65
-
-1,0/-1,2
-9,05
74,65
AA=22,226
x
622,50
2,00
3,00**791059-00-4**
910 IF Cr *
931 P
947 EX Cr**801070-00-1**
RT / AK

89,00

951071-4
A=91,5
L=156,5
H=4,7
C=94,05
semi

-

791059-50-4
*NEW***801070-50-1**

89,50

791059-70-4**801070-70-1**

89,70

-

-

Eng. OM602 DE29LA.980 / 982
Sprinter / 212D / 312D / 412D
E290 TD
2874 ccm
90-95 kW (122-129 PS)

95-

89,00
544,75
-
-0,3/-0,6
-16,73
71,2528
x
702,50
2,00
3,00**791016-00-5**
910 IF Cr *
931 P
947 EX Cr**801071-00-1**
RT / KK

89,00

951071-4
A=91,5
L=156,5
H=4,7
C=94,05
semi

-

791016-50-5**801071-50-1**

89,50

Eng. OM 604.910 / 912
C220 / E220
2155 ccm
70 kW (95 PS)

93-

89,00
443,55
-
-2,3/-2,2
4,55
MØ=19
73,5526
x
552,50
2,00
3,00**791059-00-4**
910 IF Cr *
931 P
947 EX Cr**801019-00-1**
RT / KK

89,00

-

-

791059-50-4
*NEW***801019-50-1**

89,50

-

-

791059-70-4

-

89,70

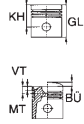
-

-



MODEL / ENGINE

YEAR

Dia.
CYL

SM-REF



SM-REF.

Piston
Dia.

SM-REF.



SM-REF.

**MERCEDES-BENZ
DIESEL****Eng. OM 616**.910-12 / 916-19
L207D / 307 / 309D
L407D
240 D
2399 ccm
38-48 kW (52-65 PS)73-

73-78**90,90**
448,35
-
-1,0/-4,2
-6,27
81,8526
x
743,00
2,00
4,00**791025-00-4**
910 IF Cr S
911 IF P
947 EX Cr**801027-00-1**

RT

90,90

951061-4
A=94
L=158,4
H=4,7
C=96
semi

-

Eng. OM 617.910 / 12
240 D 3.0 / 300 D
2998 ccm
59 kW (80 PS)

74-79

90,90
548,35
-

26

3,00

791025-25-4
791025-50-4
791025-70-4**801027-50-1**
801027-50-1
801027-70-191,25
91,50
91,70

-

-

791026-00-5
5 Cyl. Version
791026-50-5

90,90

-

-

91,50

-

-

Eng. OM 616.910 / 12 / 13 / 18 / 34
936-40 / 963
240D / 207D / 307D / 407D
100D
MB100
2399 ccm
34-53 kW (52-72 PS)78-
90-
87-**90,90**
448,35
-
-1,15
-8,85
81,8526
x
743,00
2,00
4,00**791025-00-4**
910 IF Cr S
911 IF P
947 EX Cr**801061-00-1**

RT

90,90

951061-4
A=94
L=158,4
H=4,7
C=96
semi

-

Eng. OM 617.912 / 13 / 19 / 31 / 32
209D / 309D / 409D
300D (USA)
2998 ccm
64,5/66 kW (88/90 PS)

78-85

90,90
548,35
-

26

3,00

791025-25-4
791025-50-4
791025-70-4

791026-00-5
5 Cyl. Version
791026-50-5**801061-25-1**
801061-50-1
801061-70-191,25
91,50
91,70

-

-

90,90

-

-

91,50

-

-

Eng. OM 616.910-12 / 916-19
L207D / 307 / 309D
2404 ccm
38-48 kW (52-65 PS)

74-78

91,00
448,35
-
-1,0/-4,2
-6,27
81,8526
x
743,00
2,00
4,00**791013-00-4**
910 IF Cr S
911 IF P
947 EX Cr**801074-00-1**

RT

91,00

951061-4
A=94
L=158,4
H=4,7
C=96
semi

-

Eng. OM 617.910/12
240 D 3.0 / 300 D
3005 ccm
59 kW (80 PS)

74-78

91,00
548,35
-

26

3,00

791013-25-4
791013-50-4
791013-70-491,25
91,50
91,70

-

-

-

91,00

-

-

791027-00-5
5 Cyl. Version
791027-50-5

91,00

-

-

91,50

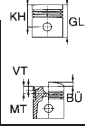
-

-

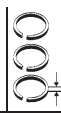


MODEL / ENGINE

YEAR

Dia.
CYLVT
MT

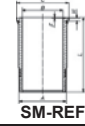
Ø x L



SM-REF



SM-REF.

Piston
Dia.

SM-REF.



SM-REF.

**MERCEDES-BENZ
DIESEL****Eng. OM 314**.963
3782 ccm
34-62 kW (47-85 PS)

74-89

97,00
465,2
-
-20
115,7
MØ=5536
x
82,5
3,00
3,00
3,00
5,50
5,50**791017-00-1**
916 Cr *
911 P
930 P
947 EX Cr
946**801031-00-1**
RT

97,00

951030-1
A=101
L=222
H=5,2
C=104
semi

-

Eng. OM 352 / 353.906 / 949 / 968
L408 / 508 / LS508 / LP608
LT608 / L613 / 710 / 809
L810 / LP808 / 811 / 813
911B / 913 / 1013 / 1113B
L1213 / LP1313 / 1413
L1513 / 1613 / O302 / 309
O312 / 321 / 322
Tractor 65 / 70 / 700 / 800
LS911 / LPS911 / LS1113
LPS1113 / 1100 / 1300
U54-U425
U900-9000
5673 ccm
51-99 kW (70-130 PS)

64-81

97,00
664,8
-
-20
115,3
MØ=55**791017-50-1****801031-50-1**

97,50

951067-1
A=100,4
L=222
H=5,1
C=103,5
semi

-

Eng. OM 314.900-000..008 / 010-023
.900-024 / 910 / 14 / 15 / 18 / 19
3782 ccm
34-65 kW (47-85 PS)

74-82

97,00
465,2
-
-20
115,736
x
82,5
3,00
3,00
3,00
5,50**791030-00-1**
916 Cr *
911 P
911 P
947 EX Cr**801075-00-1**
RT

97,00

951030-1
A=101
L=222
H=5,2
C=104
semi

-

Eng. OM 352 / 353.900/04/06/070/09/11/14/
.32/33/41-46/
964-70/76/76/
981-84/86/89/90
L408 / 508 / LS508 / LP608 /
LT608 / L613 / 710 / 809 /
L810 / LP808 / 811 / 813 /
911B / 913 / 1013 / 1113B /
L1213 / LP1313 / 1413 /
L1513 / 1613 / O302 / 309
5673 ccm
51-99 kW (70-130 PS)

74-82

97,00
664,9
-
-20
115,4
64,6
-
-20
115,1**791030-50-1****801075-50-1**
RT

97,50

951067-1
A=100,4
L=222
H=5,1
C=103,5
semi

-

791030-10-1**801075-10-1**
RT

98,00

951067-50-1
A=102,00
951067-10-1
A=103,00

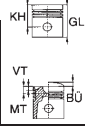
-

-



MODEL / ENGINE

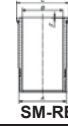
YEAR

Dia.
CYL

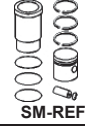
SM-REF



SM-REF.

Piston
Dia.

SM-REF.



SM-REF.

**MERCEDES-BENZ
DIESEL****Eng. 352 A**

353.909-914 / 950-954
970-972 / 976
1013 / 1113 / 1213 / 1313
1513 / 1613 / 1813 / 917 / 1017
1217 / 1417 / 1617
MB Trac 300 / 1100 / 1300
5675 ccm
92-127 kW (125-173 PS)

71-82

97,00

65,2
-
-2,2
-20
105,2

36
x
82,5
2,50
2,50
4,00

791031-00-1
916 Cr *
911 IW U P
947 EX Cr

801072-00-1
RT

97,00

951030-1
A=101
L=222
H=5,2
C=104
semi

-

Eng. OM 353 A

.953
1413
5675 ccm
110 kW (150 PS)

64-70

64,9
-
-2,2
-20
104,9

2,50
2,50
4,00

791031-50-1
RT

801072-50-1
RT

97,50

951067-1
A=100,4
L=222
H=5,1
C=103,5
semi

-

Eng. OM 314 A

MB Trac 900 Turbo / (USA)
3780 ccm
63 kW (85 PS)

97,00
4

2,50
2,50
4,00

791086-00-2
916 Cr *
911 IW U P
947 EX Cr

-

97,00

-

-

Eng. OM 314 A

MB Trac 900 Turbo
3780 ccm
63 kW (85 PS)

82-86

97,00
4
65,2
-
-
-21,5
105,2

36
x
82,5
2,50
2,50
4,00

791031-00-1
916 Cr *
911 IW U P
947 EX Cr

801033-00-1
RT

97,00

951030-1
A=101
L=222
H=5,2
C=104
semi

-

Eng. OM 352A / 353A

1017 / 1217 / 1417 / 1617 /
U1000-1250 / 1300 / 1500 /
MB Trac 1300 / 1500
5675 ccm
92-123 kW (125-168 PS)

82-86

97,00
6
64,9
-
-
21,5
104,9

2,50
2,50
4,00

791031-50-1
RT

801033-50-1
RT

97,50

951067-1
A=100,4
L=222
H=5,1
C=103,5
semi

-

Eng. OM 362 LA

.900/06/09/10
1419 / 1619 / 2219 / 1420 /
1620 / 2220
5675 ccm
141 kW (192 PS)

82-86

64,6
-
-
-21,5
104,6

2,50
2,50
4,00

791031-10-1
RT

801033-10-1
RT

98,00

951067-50-1
A=102,00

-

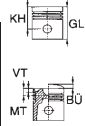
951067-10-1
A=103,00

-



MODEL / ENGINE

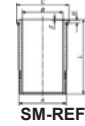
YEAR

Dia.
CYL $\varnothing \times L$ 

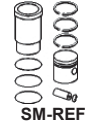
SM-REF



SM-REF.

Piston
Dia.

SM-REF.



SM-REF.

**MERCEDES-BENZ
DIESEL****Eng. OM 364**.900 / 06 / 07 / 12
3972 ccm
66/85 kW (90/115 PS)

84-

97,50

62,8

36

x

2,50

791044-00-1

916 Cr *

911 IW U P

947 EX Cr

801078-00-1

RT

97,50

951067-1

A=100,4

L=222

H=5,1

C=103,5

semi

-

Eng. OM 366.900/05/07/09/10/12/14/17
.919/ 30 / 33**Eng. OM 366.915 E1**709 / 809 / 811 / 814 / 914 /
1314 / 1414 / 1614 / O301
5958 ccm
97/100 kW (132/136 PS)

97,50

MØ=48

6

791044-25-1

791044-50-1

-

801078-50-1

97,75

98,00

951067-50-1

A=102,00

951067-10-1

A=103,00

-

-

Eng. OM 356 A

.940

Eng. OM 364 A

.901 / 50 / 52 / 54 / 80 / 81

Eng. OM 364 LA

.901 / 50 / 52 / 54 / 80 / 81

1717/Unimog 90 / 110 / 140

3972 ccm

85-129 kW (115-175 PS)

Eng. OM 366 A

.901 / 51/53/55/57/60/62/65

.971/74

Eng. OM 366 LA

.901 / 80 / 81 / 83 / 88 / 90 / 92

.994 / 97

817 / 9017 / 1117 / 1217 / 1317

1417 / 1617 / O301 / O402

1119 / 1120 / 1317 / 1320

1619 / 1620 / 2219 / 2220

5958 ccm

125-148 kW (170-201 PS)

84-

97,50

62,8

36

x

2,50

791044-00-1

916 Cr *

911 IW U P

947 EX Cr

801066-00-1

RT

97,50

951067-1

A=100,4

L=222

H=5,1

C=103,5

semi

-

97,50

MØ=56

6

791044-25-1

791044-50-1

-

801066-50-1

97,75

98,00

951067-50-1

A=102,00

951067-10-1

A=103,00

-

-

Eng. OM 364

Euro 1

.918 - 921

3972 ccm

63 kW (86 PS)

92-

97,50

62,8

36

x

2,50

791044-00-1

916 Cr *

911 IW U P

947 EX Cr

801068-00-1

RT

97,50

951067-1

A=100,4

L=222

H=5,1

C=103,5

semi

-

97,50

MØ=43

6

791044-25-1

791044-50-1

97,75

98,00

951067-50-1

A=102,00

951067-10-1

A=103,00

-

-

Eng. OM 366

Euro 1

.901-913 / 15 / 16

5958 ccm

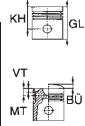
95-100 kW (129-132 PS)

92-



MODEL / ENGINE

YEAR

Dia.
CYL

SM-REF



SM-REF.

Piston
Dia.

SM-REF.



SM-REF.

**MERCEDES-BENZ
DIESEL****Eng. OM 364 LA**.901-504 Euro 1
814
3970 ccm
102 kW (139 PS)

93-

97,50
662,8
-
-22,6
107,836
x
82,5
T2,50
2,50
4,00791044-00-1
916 Cr *
911 IW U P
947 EX Cr801069-00-1
RT

97,50

951067-1
A=100,4
L=222
H=5,1
C=103,5
semi

-

Eng. OM 366 LA356.979 / 89 / 91 / 99 / Euro 1
1120 / AF / 1224AF

93-

97,50

-

-

-

791044-25-1
791044-50-1

-

97,75
98,00951067-50-1
A=102,00

-

Eng. OM 366 LA356.978 / 86 / 87 / 90 / 92
.996 / Euro 1
1120 / AF / F / 1320 / 1520
1720 / 1820 / 1920
5955 ccm
155/177 kW (211/240 PS)

93-

97,50

63
-
-22,25
10836
x
82,5
T2,50
2,50
4,00791044-00-1
916 Cr *
911 IW U P
947 EX Cr801067-00-1
RT

97,50

951067-10-1
A=103,00

-

Eng. OM 354.900-903/920-925 / Euro 2
610 / 710 / 711/ 810/811 / 714
3972 ccm
77/103 kW (105/140 PS)

93-

97,50
463
-
-23
10836
x
82,5
T2,50
2,50
4,00791044-00-1
916 Cr *
911 IW U P
947 EX Cr801076-00-1
RT

97,50

951067-1
A=100,4
L=222
H=5,1
C=103,5
semi

-

Eng. OM 366 LA357.900-904 / 906-908 /
916 / 918 / 948 / 961 /
Euro 2/
817 / 917 / 1117 / 1317/ 1417
1517 / 1120 / 1320 / 1520
5960 ccm
177 kW (241 PS)

93-

97,50
6

-

-

-

791044-25-1
791044-50-1

-

97,75
98,00951067-50-1
A=102,00

-

951067-10-1
A=103,00

-

Eng. OM 442.971Eng. OM 501 / 502 LA
Eng. OM 541 / 542 LA
Mercedes-Benz Compressor100,00
1795429-00-1
931 P
931 P
947 Ex Nit S

-

100,00

-

-

Eng. OM 900 LAEuro 4
Atego
Vario
U3000 / U4000
4250 ccm
95-130 kW (129-177 PS)102,00
4791271-00-2
916 Cr *
911 IF U Cr
947 EX Cr

-

102,00

951096-1
A=106
L=220
H=6,2
C=109,5

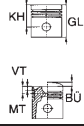
-

Eng. OM 902 LAEuro 4
Atego
U400 / U500
6374 ccm
175-210 kW (238-286 PS)



MODEL / ENGINE

YEAR

Dia.
CYL

SM-REF



SM-REF.

Piston
Dia.

SM-REF.



SM-REF.

**MERCEDES-BENZ
DIESEL****Eng. OM 904 LA**Euro 2
Vario / Series 711 / 712....
Atego
Freightliner (USA)
Cito
U 300 / 400
4250 ccm
90-125 kW (122-170 PS)**102,00**

4

64,4

40

x

3,00

791083-00-1

916 Cr *

801077-00-1

RT

102,00

951096-1A=106
L=220
H=6,2
C=109,5

-

Eng. OM 906 LA / HLAEuro 2
Atego
Freightliner (USA)
Citaro
Econic
Conecto / O 500
Cito O 520
6374 ccm
170/228 kW (231-310 PS)**102,00**

6

64,4

40

x

3,00

791083-00-1

916 Cr *

801077-00-1

RT

102,00

951096-1A=106
L=220
H=6,2
C=109,5

-

Eng. OM 904 LAEuro 2
Vario
Series 711 / 811....
Atego
Freightliner (USA)
U 300
U 400
Cito
4250 ccm
90-125 kW (122-170 PS)**102,00**

4

64,4

42

x

3,00

791083-00-1

916 Cr *

801080-00-1

RT

102,00

951096-1A=106
L=220
H=6,2
C=109,5

-

Eng. OM 906 LA / HLAEuro 2
Atego / Econic
Freightliner (USA)
Citaro
Conecto / O 500
Cito O 520
6374 ccm
170/228 kW (231-310 PS)**102,00**

6

64,4

42

x

3,00

791083-00-1

916 Cr *

801080-00-1

RT

102,00

951096-1A=106
L=220
H=6,2
C=109,5

-

Eng. OM 924 LA.911 / 912 / 914 Euro 3
Einbaumotor / U 5000
4800 ccm
160 kW (218 PS)**106,00**

4

61,4

42

x

3,00

791263-00-2

916 CCL

801059-00-1

RT

106,00

-

-

Eng. OM 926.910 / 912 Euro 2
Einbaumotor / O 500 Bus
7200 ccm
240 kW (326 PS)**106,00**

6

61,4

42

x

3,00

791263-00-2

916 CCL

801060-00-1

RT

106,00

-

-

Eng. OM 926 LA.911 Euro 3
7200 ccm
240 kW (326 PS)**106,00**

6

61,4

42

x

3,00

791263-00-2

916 CCL

801060-00-1

RT

106,00

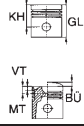
-

-



MODEL / ENGINE

YEAR

Dia.
CYLVT
MT

Ø x L

3,00
3,00
3,00
4,00

SM-REF



SM-REF.

Piston
Dia.

SM-REF.



SM-REF.

**MERCEDES-BENZ
DIESEL****Eng. OM 401 LA**

.970 / 972-75 / 977-81 / 984-994

Euro 1

9572 ccm

200-230 kW (272-313 PS)

125,00

V6

87,35

-

-

-25

133,35

MV=3

46

x

102

T

791022-00-1

916 Nit S

931 P

947 EX Cr

801057-00-1

RT / HA / AK

125,00

951045-1

A=144,5

L=253

H=9,92

C=153,8

F=1

811057-2

1 x T 0,15

921049-1

1 x FP 1,9

2 x FP 3,8

Eng. OM 402 LA

.901-504

.970-73 / 75 / 77 / 78 / 82-90/95

Euro 1

12760 ccm

280 kW (381 PS)

125,00

V8

Eng. OM 401 LA

Actros / O 404 / 1226

1227 / 1429 / 1726 / 1727

1827 / 1838 / 2422 / 2427

2527 / 2638

Euro 1

9572 ccm

200/230 kW (272/313 PS)

85-00

125,00

V6

3,00

3,00

4,00

791070-00-1

914 Nit S

911 IW U Cr

947 EX Cr

-

125,00

-

-

Eng. OM 402 A / LA

Actros / 404 / O 404 / 1226

1227 / 1429 / 1726 / 1727

1827 / 1831 / 1838 / 2422

2427 / 2527 / 2635 / 2638

Euro 1

12760 ccm

280 kW (381 PS)

85-00

125,00

V8

Eng. OM 407

11039 ccm

132-155 kW (180-280 PS)

125,00

6

84,85

-

-

-23,9

139,85

46

x

105

FB

3,00

3,00

3,00

4,00

791087-00-2

916 Nit S

911 P

931 P

947 EX Cr

801056-00-1

RT / AK

125,00

951056-1

A=140

L=265

H=10,07

C=152

F=1

811056-2

2 x FP 1,9

921045-1

2 x FP 1,9

2 x FP 3,8

Eng. OM 407 A

O 305

11413 ccm

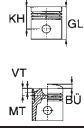
206 kW (280 PS)

80-87



MODEL / ENGINE

YEAR

Dia.
CYL

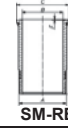
Ø x L



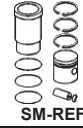
SM-REF



SM-REF.

Piston
Dia.

SM-REF.



SM-REF.

**MERCEDES-BENZ
DIESEL****Eng. OM 401**

.900 / 05 / 09 / 12 / 16 / 18 / 19
.921-928
1219 / 1419F/L / 1619 / 1719
1819 / 1916 / L / 1919 / 2219
9570 ccm
129-141 kW (175-192 PS)

72-85

125,00

V6

87,25

-

-23,5

137,25

MØ=65

46

x

97

3,00

3,00

6,00

791019-00-1

916 Nit S

931 P

947 EX Cr

801044-00-1

RT / AK

125,00

951043-1

A=140

L=253

H=10,07

C=152

F=1

811044-2**921045-1**

2 x FP 1,9

2 x FP 3,8

Eng. OM 402

.900 / 05 / 06 / 07 / 10-28
1424 / F / 1624 / L / 1626 / L/LP
12760 ccm
177-188 kW (241-256 PS)

72-85

125,00

V8

Eng. OM 403

.910 / 915-919
.930-934
1632 / 1932 / 2032 / 2232
15950 ccm
184-236 kW (250-321 PS)

72-85

125,00

V10

Eng. OM 404

.900
19140 ccm

125,00

V12

All engines: stroke 130mm
con-rod 256 mm

Eng. OM 401.901 / 924

1045 ccm
144kW (196 PS)

72-85

125,00

V6

81,25

-

-24,5

126,25

46

x

97

3,00

3,00

6,00

791019-00-1

914 Nit S

931 P

947 EX Cr

801045-00-1

RT / AK

125,00

951043-1

A=140

L=253

H=10,07

C=152

F=1

811083-2**921045-1**

2 x FP 1,9

2 x FP 3,8

Eng. OM 402.901

13941 ccm

125,00

V8

Eng. OM 403.933 / 35

17426 ccm
261 kW (355 PS)

72-85

125,00

V10

3,00

3,00

6,00

791230-00-1

916 Nit S

911 IW U Cr

947 EX Cr

-

951045-1

A=144,5

L=253

H=9,92

C=153,8

F=1

811045-2**921049-1**

1 x T 0,15

1 x FP 1,9

2 x FP 3,8

Eng. OM 404.901

20911 ccm
294-316 kW (400-430 PS)

77-82

125,00

V12

All engines: stroke 142mm

Eng. OM 407 H

.911 / 912
11413 ccm
147-176,5 kW (200-240 PS)

72-85

125,00

6

84,85

-

-

-23

139,85

46

x

97

3,00

3,00

6,00

791019-00-1

914 Nit S

931 P

947 EX Cr

801058-00-1

RT / AK

125,00

-

Eng. OM 407 H

.913 / 914
11413 ccm
147 kW (200 PS)

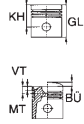
Eng. OM 407 H

.915-920
11413 ccm
177 kW (240 PS)



MODEL / ENGINE

YEAR

Dia.
CYL

Ø x L



SM-REF



SM-REF.

Piston
Dia.

SM-REF.



SM-REF.

**MERCEDES-BENZ
DIESEL****Eng. OM 355**

.960-967 / 970 / 72-83
 LP1424 / 1623 / 36 / 24
 1923 L / LP / LK / 1924
 LP2224 / 2624 / 2623
 LPK2224 / O302 / 317
 L1621 / 1921
 11581 ccm
 136-181 kW (185-280 PS)

67-78

128,00
6

90,26
-
-1,1
-27
161,26

90,06
-
-1,1
-27
161,06

48
x
108

3,50
3,50
3,50
6,50

791020-00-1
916 Cr *
911 IF P
931 P
947 EX Cr

801035-00-1

RT

128,00

951035-1
A=133,5
L=287,5
H=5,5
C=137,5
semi

-

791020-50-1**801035-50-1**

128,50

951034-1
A=134
L=287,5
H=5,5
C=137,5
semi

-

791020-10-1**801035-10-1**

129,00

RT

NEW
791286-00-1

-

128,00

951033-1
A=134
L=287,5
H=5,5
C=138
semi

-

3,00 914 CCL *
2,50 911 IF U Cr *
4,00 947 EX Cr

951041-1
A=134,5
L=287,5
H=5,5
C=137,5
semi

-

Eng. OM 355 A

.968 / 69 / 78
 L1928 / L2628
 11900 ccm
 206-210 kW (280-285 PS)

78-

128,00
6

90,26
-
-2,0/-2,2
-28,5
161,06

90,06
-
-2,0/-2,2
-28,3
161,03

48
x
108

3,50
3,50
3,50
6,50

791020-00-1
916 Cr *
911 IF P
931 P
947 EX Cr

801049-00-1

RT / AK

128,00

951035-1
A=133,5
L=287,5
H=5,5
C=137,5
semi

-

791020-50-1**801049-50-1**

128,50

951034-1
A=134
L=287,5
H=5,5
C=137,5
semi

-

791020-10-1**801049-10-1**

129,00

RT / AK

NEW
791286-00-1

-

128,00

951033-1
A=134
L=287,5
H=5,5
C=138
semi

-

3,00 914 CCL *
2,50 911 IF U Cr *
4,00 947 EX Cr

951041-1
A=134,5
L=287,5
H=5,5
C=137,5
semi

-



MODEL / ENGINE

YEAR	 Dia. CYL	 VT MT	 Ø x L		 SM-REF	 SM-REF.	 Piston Dia.	 SM-REF.	 SM-REF.
MERCEDES-BENZ DIESEL									
Eng. OM 421 .900 / 01 / 05-08 / 10 1222 / 1422 / 1622 / 1922 10965 ccm 150-159 kW (204-216 PS)	79- 128,00 V6	81,35 - - -24,1 126,35	46 x 99	3,00 3,00 4,00	791062-00-1 916 Nit S 931 P 947 EX Cr	801046-00-1 RT / AK	128,00	951046-1 A=144,5 L=253 H=10,07 C=153,8 F=1	811046-2 2 x FP 1,9 2 x FP 3,8
Eng. OM 422 .900 / 905-915 14618 ccm 184-206 kW (250-280 PS)	79- 128,00 V8							951044-1 A=144,5 L=253 H=9,92 C=153,8 F=1	811084-2 921049-1 1 x T 0,15 1 x FP 1,9 2 x FP 3,8
Eng. OM 423 .900 / 905-909 18273 ccm 261 kW (355 PS)	81- 128,00 V10								
Eng. OM 424 .900 21930 ccm 309 kW (420 PS)	81- 128,00 V12								
Eng. OM 421 A .901 / 951 O303 10946 ccm 184 kW (250 PS)	85- 128,00 V6	81,35 - -25,4 126,35	46 x 105	3,00 3,00 4,00	791062-00-1 916 Nit S 931 P 947 EX Cr	801047-00-1 RT / AK	128,00	951046-1 A=144,5 L=253 H=10,07 C=153,8 F=1	811085-2 921046-1 2 x FP 1,9 2 x FP 3,8
Eng. OM 422 A / LA .901 / 51 / 52 / 54 / 56 / 58 / 63 .901 / 953 / 955 / 959 1633/35/38/44/1933/38/2033 2233/35/38/44/2533/2633/35 14618 ccm 184-390 kW (250-530 PS)	79- 80- 128,00 V8							951044-1 A=144,5 L=253 H=9,92 C=153,8 F=1	811047-2 921049-1 1 x T 0,15 1 x FP 1,9 2 x FP 3,8
Eng. OM 423 A / LA .901 / 950 3250 / 3850 / 4050 18273 ccm 184-390 kW (250-530 PS)	84- 128,00 V10								
Eng. OM 424 A / LA .900 / 901 O303 / 1633 / 38 1933 / 38 / 2633 / 38 21927 ccm 184-390 kW (250-600 PS)	81- 128,00 V12								



MODEL / ENGINE

YEAR	Dia. CYL	KH GL VT MT	Ø x L		SM-REF	SM-REF.	Piston Dia.	SM-REF.	SM-REF.
------	-------------	----------------------	-------	--	--------	---------	----------------	---------	---------

MERCEDES-BENZ DIESEL

Eng. OM 441 A

.950/53/55

89-91

128,00
V6

81,35
-

46
x

3,00

916 Nit S

801048-00-1

128,00

951046-1
A=144,5

811086-2

Eng. OM 441 LA

.951 / 960-62 / 81-83 / 85

85-91

-
-27,5

105

3,00

931 P

RT / AK / HA

L=253
H=10,07

921046-1
2 x FP 1,9

1234 / 1622 / 1628 / 1733

1834 / 2433 / 2534 / 3234

10960 ccm

200-249 kW (272-340 PS)

126,35 NB / FB

4,00

947 EX Cr

C=153,8
F=1

2 x FP 3,8

Eng. OM 442 A

.901 / 41-46 / 950-68 / 71 / 72

85-91

128,00
V8

Eng. OM 442 LA

.951 / 53 / 80-83 / 85 / 89

85-91

.992-994

1644 / 1748 / 1844 / 1944

2044 / 2448 / 2544 / 2644

14618 ccm

260-362 kW (354-492 PS)

951044-1
A=144,5

811048-2

L=253
H=9,92

921049-1
1 x T 0,15

C=153,8
F=1

1 x FP 1,9
2 x FP 3,8

Eng. OM 443 A

.901 / 940

89-91

128,00
V10

Eng. OM 443 LA

.980

89-91

18267 ccm

340-412 kW (462-560 PS)

Eng. OM 444 A

.901

89-91

128,00
V12

Eng. OM 444 LA

.901

89-91











21920 ccm

498-612 kW (677-832 PS)

All engines: stroke 142mm



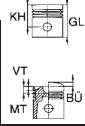
MODEL / ENGINE

YEAR	 Dia. CYL	 KH GL  VT MT	 Ø x L		 SM-REF	 SM-REF.	 Piston Dia.	 SM-REF.	 SM-REF.
MERCEDES-BENZ DIESEL									
Eng. OM 441 A .901 / 950 / 953	128,00 V6	81,3 -	46 x	3,00	791062-00-1 916 Nit S	801052-00-1	128,00	951046-1 A=144,5 L=253	811087-2
Eng. OM 441 LA .951 / 60 / 61 / 62 / 81 / 82 / 83 1622 / 1628 / 1733 / 2222 10960 ccm 200/249 kW (272/340 PS)	91-96	- -27,5 126,35	105 T	3,00 4,00	931 P 947 EX Cr	RT / KK HA / AK		H=10,07 C=153,8 F=1	921046-1 2 x FP 1,9 2 x FP 3,8
Eng. OM 442 A .901 / 41-46/50-68/ 71 / 72 / 76	128,00 V8							951044-1 A=144,5 L=253	811052-2
Eng. OM 442 LA .980 / 82 / 83 / 89 / 92 / 93 1635 / 44 / 1735 / 48 / 1844 1944 / 2044 / 2244 / 2544 14618 ccm 270-362 kW (366-492 PS)	91-96							H=9,92 C=153,8 F=1	921049-1 1 x T 0,15 1 x FP 1,9 2 x FP 3,8
Eng. OM 443 A .901 / 940	128,00 V10								
Eng. OM 443 LA .980 18267 ccm 340/412 kW (462/560 PS)	91-96								
Eng. OM 444 A .901	128,00 V12								
Eng. OM 444 LA .901 21920 ccm 498-612 kW (677-832 PS)	91-96								
All engines: stroke 142mm									
Eng. OM 441 LA .998 Euro 1 1234 / 1733 / 1834 / 2433 / 2534 / 3234 10960 ccm 249 kW (340 PS)	128,00 V6	81,45 - -24,5 126,45 MØ=67	46 x 105 T	3,00 3,00 4,00	791062-00-1 916 Nit S 931 P 947 EX Cr	801050-00-1	128,00	951044-1 A=144,5 L=253 H=9,92 C=153,8 F=1	811050-2 921049-1 1 x T 0,15 1 x FP 1,9 2 x FP 3,8
Eng. OM 442 LA .997 Euro 1 1735 / 2435 / 2535 / 2635 14618 ccm 269-370 kW (366-503 PS)	128,00 V8								
Eng. OM 443 LA Euro 1 18270 ccm 488 kW (664 PS)	128,00 V10								
Eng. OM 444 LA Euro 1 21924 ccm 585 kW (796 PS)	128,00 V12								



MODEL / ENGINE

YEAR

Dia.
CYL

Ø x L



SM-REF



SM-REF.

Piston
Dia.

SM-REF.



SM-REF.

**MERCEDES-BENZ
DIESEL****Eng. OM 441 LA**Euro 1
10960 ccm
250 kW (340 PS)
stroke 142 mm

91-

128,00
V681,45
-
23,2
126,45
MØ=6546
x
105
T
3,00
3,00
4,00**791062-00-1**
916 Nit S
931 P
947 EX Cr**801053-00-1**
RT / KK / HA

128,00

951044-1
A=144,5
L=253
H=9,92
C=153,8
F=1**811053-2**
921049-1
1 x T 0,15
1 x FP 1,9
2 x FP 3,8**Eng. OM 442 LA**.940 / 941 /942 /945 /977 /978
Euro 1
14618 ccm
250 kW (340 PS)

91-95

128,00
V8**Eng. OM 441 LA**.920-941
Euro 1
10960 ccm
180-250 kW (245-340 PS)

92-

128,00
V681,45
-
24
126,45
MØ=72,546
x
105
T
3,00
3,00
4,00**791062-00-1**
916 Nit S
931 P
947 EX Cr**801054-00-1**
RT / KK / HA

128,00

951044-1
A=144,5
L=253
H=9,92
C=153,8
F=1**811054-2**
921049-1
1 x T 0,15
1 x FP 1,9
2 x FP 3,8**Eng. OM 442 LA**.920 / 22 / 24-48
Euro 1
14618 ccm
280-390 kW (381-530 PS)

92-

128,00
V8**Eng. OM 427 H**.901 / 05 / 10 / 11
11970 ccm
147-177 kW (200-241 PS)

85-88

128,00
690
-
30
140
MØ=59,946
x
99
3,00
3,00
4,00**791033-00-1**
916 Nit S
911 IW U Cr
947 EX Cr**801092-00-1**
RT / AK / HA

128,00

951092-1
A=144,5
L=270
H=9,92
C=153,8
F=1**811092-2**
921049-1
1 x T 0,15
1 x FP 1,9
2 x FP 3,8**Eng. OM 447 H**.900 / 01 / 05-12
11970 ccm
150-177 kW (204-240 PS)

85-

Eng. OM 449 LA Euro 19975 ccm
184-220 kW (250-300 PS)**128,00**
590,00
-
-24,046
x
105
3,00
3,00
4,00**791062-00-1**
916 Nit S
931 P
947 EX Cr**801094-00-1**
RT / AK / HA

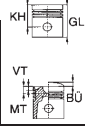
128,00

951092-1
A=144,50
L=270,00
H=9,92
C=153,80
F=1**811094-2**
921049-1
1 x T 0,15
1 x FP 1,9
2 x FP 3,8**Eng. OM 447 HA**.903-604 Euro 1
11970 ccm**128,00**
6**Eng. OM 447 HA**.902 / 954-959 / 980-987 / 95
Euro 1
11970 ccm**Eng. OM 447 HLA**.903-704
.902 / 954-959 / 980-987
Euro 1
11970 ccm
220 kW (300 PS)



MODEL / ENGINE

YEAR

Dia.
CYLVT
MT

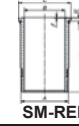
Ø x L



SM-REF



SM-REF.

Piston
Dia.

SM-REF.



SM-REF.

**MERCEDES-BENZ
DIESEL****Eng. OM 449 HLA**Euro 1
9973 ccm
206 kW (280 PS)128,00
590
-
-24
140,0046
x
105
T
3,00
3,00
4,00**791062-00-1**
916 Nit S
931 P
947 EX Cr**801095-00-1**
RT / AK

128,00

951092-1
A=144,50
L=270,00
H=9,92
C=153,80
F=1**811095-2**
921049-1
1 x T 0,15
1 x FP 1,9
2 x FP 3,8**Eng. OM 447 LA**.950 - 953
Euro 1
11970 ccm
206 kW (280 PS)128,00
6MØ=77,0
MV=3,0**Eng. OM 457**Euro 2 & 3
Axor
O400 / 500
Citaro
Conecto
11967 ccm
185-318 kW (252-432 PS)128,00
690
-
-16
140
-
MØ=92,4
-52
x
103
TP
3,00
3,00
4,00**791033-00-1**
916 Nit S
911 IW U Cr
947 EX Cr**801064-00-1**
RT / AK / KK

128,00

951064-1
A=144,50
L=266,00
H=10,12
C=155,5
F=1,1**811064-2**
921064-1
1 x T 0,15
2 x FP 7,0**Eng. OM 457.955 / 956**Euro 3
11970 ccm
260-315 kW (354-428 PS)128,00
63,00
3,00
4,00**791270-00-1**
916 CCL IF *
911 IW U Cr
947 EX Cr

128,00

Eng. OM 457.962Euro 2 & 3
11970
260-315 kW (354-428 PS)**Eng. OM 457**.948 / 950-954 / 957 / 959 / 961
.964-969 / 973 / 974 / 976 / 977
.980 / 981
Euro 4
11970 ccm
220-354 kW (299-455 PS)128,00
685,5
-
-
-17,71
135,05
-
-
MØ=17,7152
x
103
T
3,00
3,00
4,00**791270-00-1**
916 CCL IF *
911 IW U Cr
947 EX Cr**801085-00-1**
NEW
RT / KK

128,00

951098-1
NEW
A=144,50
L=266,00
H=10,13
C=155,50
F=1,15**Eng. OM 441**11309 ccm
150-165 kW (204-225 PS)

88-

130,00
63,00
3,00
4,00**791090-00-1**
916 Nit S
911 IW U Cr
947 EX Cr

130,00

Eng. OM 44215080 ccm
206/218 kW (280/296 PS)

88-

130,00
V8**Eng. OM 443**

18848 ccm

88-

130,00
V10**Eng. OM 444**

22618 ccm

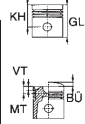
88-

130,00
V12



MODEL / ENGINE

YEAR

Dia.
CYL

Ø x L



3,00



SM-REF



SM-REF.

Piston
Dia.

SM-REF.



SM-REF.

**MERCEDES-BENZ
DIESEL****Eng. OM 441**.900 / 05-09 / 11-20 / 23-27
11309 ccm
150-165 kW (204-225 PS)

88-

130,00
V681,35
-46
x3,00
3,00
4,00**791060-00-1**
910 Mo *
911 IW U Cr
947 EX Cr**801062-00-1**
RT / HA

130,00

951062-1
A=144,5
L=253
H=9,92
C=153,8
F=1**811062-2**
921049-1
1 x T 0,15
1 x FP 1,9
2 x FP 3,8**Eng. OM 442**.900 / 05-11 / 14-30 / 32-39
15080 ccm
206/218 kW (280/296 PS)

88-

130,00
V8126,35
MØ=60,5
MV=3,0

46

3,00

791061-00-1
910 Mo *

-

130,00

-

-

Eng. OM 443 Euro 1Stationary engine
18848 ccm

88-

130,00
V10

3,00

3,00

3,00

910 Mo *
911 IF P
947 EX Cr

-

130,00

-

-

Eng. OM 444Stationary engine
22618 ccm
350 kW (469 PS)

88-

130,00
V12

3,00

3,00

4,00

-

-

-

-

-

Eng. OM 441Euro 1
1622 / 1922 / 2222 / 2422
Atego 1722/O 303 Bus
11309 ccm
151 kW (205 PS)

93-

130,00
V681,45
-46
x3,00
3,00
4,00**791060-00-1**
910 Mo *
911 IW U Cr
947 EX Cr**801096-00-1**
RT / AK / HA

130,00

951062-1
A=144,5
L=253
H=9,92
C=153,8
F=1**811096-2**
921049-1
1 x T 0,15
1 x FP 1,9
2 x FP 3,8**Eng. OM 442.440**.907/900/931
Euro 1
Stationary engine
15080 ccm
195 kW (265 PS)

65-

130,00
V8126,45
MØ=59,0
MV=3,0

46

3,00
3,00
4,00**791061-00-1**
910 Mo *
911 IF P
947 EX Cr

-

130,00

-

-

Eng. OM 443.905Stationary engine
Euro 1
18848 ccm
271 kW (369 PS)

93-

130,00
V10

3,00

3,00

4,00

-

-

-

-

-

Eng. OM 444Stationary engine
Euro 1
22618 ccm
350 kW (469 PS)

93-

130,00
V12

3,00

3,00

4,00

-

-










-

-

-












MODEL / ENGINE

YEAR	 Dia. CYL	 KH GL VT MT BU	 Ø x L		 SM-REF	 SM-REF.	 Piston Dia.	 SM-REF.	 SM-REF.	
MERCEDES-BENZ DIESEL										
96-00	130,00 V6	78,55	52		791090-00-1 916 Nit S 911 IW U Cr 947 EX Cr	801093-00-1 RT / KK	130,00	-	-	
		-	x	3,00						
		-	103	3,00						
96-00	130,00 V6	-18,1	NB	4,00	791285-00-1 916 CCL IF S 911 IW U Cr 947 EX Nit S	801088-00-1 RT / KK	130,00	951095-1 A=150 L258,0 H=10,12 C=164,1 F=1,1	811098-2 921048-1 1 x T 0,15 2 x FP 7,0	
		123,55	T							
		MØ=88,5								
96-00	130,00 V8	-	MØ=92,90							
00-03	130,00 V6									



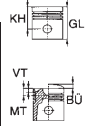
MODEL / ENGINE

YEAR	 Dia. CYL	 KH GL VT MT BU	 Ø x L		 SM-REF	 SM-REF.	 Piston Dia.	 SM-REF.	 SM-REF.
MERCEDES-BENZ DIESEL									
Eng. OM 541 LA									
	130,00	78,55	52		791090-00-1	801093-00-1	130,00	-	-
.952	V6	-	x	3,00	916 Nit S				
Euro 2	96-00	-	103	3,00	911 IW U Cr	RT / KK			
Actros 1835/2535	96-00	-18,1	NB	4,00	947 EX Cr				
11946 ccm		123,55							
260 kW (354 PS)		-							
up to Eng. No. 091057		MØ=88,5							
		-							
Eng. OM 542 LA									
.920 / 921-926 / 940-943	130,00	78,55	52		791285-00-1	801088-00-1	130,00	951095-1	811098-2
.956 / 957	V8	-	x	3,00	916 CCL IF S			A=150	
Euro 2	96-00	-	103	3,00	911 IW U Cr	RT / KK		L258,0	921048-1
Actros 1848/1853/1857/2048		-16,25	NB	4,00	947 EX Nit S			H=10,12	1 x T 0,15
2053/25/48/2553/2557/2648		123,55						C=164,1	2 x FP 7,0
2653/2657/3253/3348/3353		-						F=1,1	
3357/4148		MØ=92,90							
15928 ccm		-							
350-448 kW (476-609 PS)									
up to Eng. No. 094640									
Eng. OM 942 LA									
.944 / 945 / 958	130,00								
Euro 3	06-03	V8							
Actros 1853/1857/1858/2553									
2557/2558/2657/2658/3357									
3358									
15928 ccm									
420-450 kW (571-612 PS)									
up to Eng. No. 094640									
Eng. OM 942									
.900 / 910-912 / 925 / 930 / 960	130,00								
967 / 670 / 980 / 990	97-00	V8							
Euro 2									
15928 ccm									
330-448 kW (445-609 PS)									
up to Eng. No. 094640									



MODEL / ENGINE

YEAR

Dia.
CYL

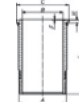
Ø x L



SM-REF



SM-REF.

Piston
Dia.

SM-REF.



SM-REF.

**MERCEDES-BENZ
DIESEL****Eng. OM 502 LA**.942.990
Einbaumotor
15920 ccm
330-448 kW (449-609 PS)

00-

130,00
V878,55
-
-18,1
123,55
-52
x
103
NB
3,00
3,00
4,00**791090-00-1**
916 Nit S
911 IW U Cr
947 EX Cr**801093-00-1**
RT / KK

130,00

951094-1
A=150,0
L=258,0
H=10,12
C=164,1
F=1,1
with cooling channel**811097-2**
921048-1
1 x T 0,15
2 x FP 7,0**Eng. OM 521 LA**920-928/940/941-947 Euro 3
Actros 1831/1835/1839/1843
2031/2032/2531/2543/2535
2539/333111946 ccm
230-315 kW (313-428 PS)

from Eng. No. 091059-218126

00-

130,00
V6MØ=88,5
-78,55
-
-
-16,25
123,55
-MØ=92,90
-52
x
103
NB
3,00
3,00
4,00**791285-00-1**
916 CCL IF S
911 IW U Cr
947 EX Nit S**801088-00-1**
RT / KK

130,00

951094-1
A=150,0
L=258,0
H=10,12
C=164,1
F=1,1
with cooling channel**811099-2**
921048-1
1 x T 0,15
2 x FP 7,0**Eng. OM 522 LA**.940-943 Euro 3
Actros
15928 ccm
362-420 kW (492-571 PS)

from Eng. No. 094641

00-

130,00
V8

-

78,55
-52
x
103
NB
3,00
3,00
4,00**791285-00-1**
916 CCL IF S
911 IW U Cr
947 EX Nit S**801088-00-1**
RT / KK

130,00

951094-1
A=150,0
L=258,0
H=10,12
C=164,1
F=1,1
with cooling channel**811099-2**
921048-1
1 x T 0,15
2 x FP 7,0**Eng. OM 522 LA**.950
Actros
15928 ccm
530 kW (721 PS)

from Eng. No. 094641

96-00

130,00
V8

-

78,55
-52
x
103
NB
3,00
3,00
4,00**791285-00-1**
916 CCL IF S
911 IW U Cr
947 EX Nit S**801088-00-1**
RT / KK

130,00

951094-1
A=150,0
L=258,0
H=10,12
C=164,1
F=1,1
with cooling channel**811099-2**
921048-1
1 x T 0,15
2 x FP 7,0**Eng. OM 541 LA**.948/949 Euro 2
Actros 1848/2048/2548/2648
3248/3348/4148
11946 ccm
335-355 kW (456-483 PS)

up to Eng. 091057

96-00

130,00
V6

-

78,55
-52
x
103
NB
3,00
3,00
4,00**791285-00-1**
916 CCL IF S
911 IW U Cr
947 EX Nit S**801088-00-1**
RT / KK

130,00

951094-1
A=150,0
L=258,0
H=10,12
C=164,1
F=1,1
with cooling channel**811099-2**
921048-1
1 x T 0,15
2 x FP 7,0**Eng. OM 541 LA**.948 Euro 3
Actros 1835/1846/1848/2046
2048/2535/2546/2548/2648
3248/3346/3348/4146/4148
11946 ccm
260-355 kW (260-483 PS)

from Eng. No. 091058

96-03

130,00
V6

-

78,55
-52
x
103
NB
3,00
3,00
4,00**791285-00-1**
916 CCL IF S
911 IW U Cr
947 EX Nit S**801088-00-1**
RT / KK

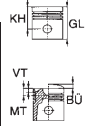
130,00

951094-1
A=150,0
L=258,0
H=10,12
C=164,1
F=1,1
with cooling channel**811099-2**
921048-1
1 x T 0,15
2 x FP 7,0



MODEL / ENGINE

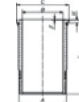
YEAR

Dia.
CYL

SM-REF



SM-REF.

Piston
Dia.

SM-REF.



SM-REF.

**MERCEDES-BENZ
DIESEL****Eng. OM 541 LA**

.950/951 Euro 3
Actros 1831/1835/1839/2531
2535/2539
11946 ccm
230-300 kW (313-408 PS)

130,00
V678,55
-
-18,1
123,55
-
MØ=88,552
x
103
NB
3,00
3,00
4,00**791090-00-1**
916 Nit S
911 IW U Cr
947 EX Cr**801093-00-1**
RT / KK

130,00

951094-1
A=150,0
L=258,0
H=10,12
C=164,1
F=1,1
with cooling channel**811097-2**
921048-1
1 x T 0,15
2 x FP 7,0**Eng. OM 542 LA**

.920-926/940-945/956-958
Euro 3
Actros 1848/1853/1857/1858
2548/2553/2557/2558/2657
2658/3357/3358
15928 ccm
350-450 kW (476-612 PS)

130,00
V878,55
-
-16,25
123,55
-
MØ=92,90
-52
x
103
NB
3,00
3,00
4,00**791285-00-1**
916 CCL IF S
911 IW U Cr
947 EX Nit S**801088-00-1**
RT / KK

130,00

951094-1
A=150,0
L=258,0
H=10,12
C=164,1
F=1,1
with cooling channel**811099-2**
921048-1
1 x T 0,15
2 x FP 7,0

from Eng. No. 094641

Eng. OM 542 LA

.947/948 Euro 3
Actros 1853/1857/2553
Travego O 580
15928 ccm
320-420 kW (435-571 PS)

00-

130,00
V878,55
-
-16,25
123,55
-
MØ=92,90
-52
x
103
NB
3,00
3,00
4,00**791285-00-1**
916 CCL IF S
911 IW U Cr
947 EX Nit S**801088-00-1**
RT / KK

130,00

951094-1
A=150,0
L=258,0
H=10,12
C=164,1
F=1,1
with cooling channel**811099-2**
921048-1
1 x T 0,15
2 x FP 7,0**Eng. OM 941**

.910/920/921/923-925/929
930/940/960/970/980/981/990
Euro 3
Actros
11946 ccm
230-315 kW (313-428 PS)

130,00
V678,55
-
-16,25
123,55
-
MØ=92,90
-52
x
103
NB
3,00
3,00
4,00**791285-00-1**
916 CCL IF S
911 IW U Cr
947 EX Nit S**801088-00-1**
RT / KK

130,00

951094-1
A=150,0
L=258,0
H=10,12
C=164,1
F=1,1
with cooling channel**811099-2**
921048-1
1 x T 0,15
2 x FP 7,0

Eng. No. 091058 -218126

Eng. OM 942

.900/910-912/925/930/960
967/970/980/990 Euro 3
Actros
15928 ccm
330-448 kW (445-609 PS)

00-

130,00
V878,55
-
-16,25
123,55
-
MØ=92,90
-52
x
103
NB
3,00
3,00
4,00**791285-00-1**
916 CCL IF S
911 IW U Cr
947 EX Nit S**801088-00-1**
RT / KK










130,00











951094-1
A=150,0
L=258,0
H=10,12
C=164,1
F=1,1
with cooling channel**811099-2**
921048-1
1 x T 0,15
2 x FP 7,0

from Eng. No. 094641



MODEL / ENGINE

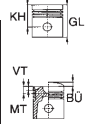
YEAR	 Dia. CYL	 KH GL VT MT	 Ø x L		 SM-REF	 SM-REF.	 Piston Dia.	 SM-REF.	 SM-REF.	
MERCEDES-BENZ DIESEL										
96-	130,00 6				3,00	-	130,00	-	-	
					3,00					916 Nit S
96-	130,00 8				4,00	-		-	-	
					3,00					911 IW U Cr
					3,00					947 EX Cr
00-					791090-00-1					
00-					3,00	-		-	-	
					3,00					916 CCL IF S
					3,00					911 IW U Cr
00-					791285-00-1					
00-					3,00	-		-	-	
					3,00					916 CCL IF S
					4,00					947 EX Nit S
05-08	130,00 6	78,55	52		791285-00-1	801087-00-1	130,00	951097-1	811088-2	
		-	x	3,00	916 CCL IF S	RT / KK / NB		A=150,0	921048-1	
		-	103	3,00	911 IW U Cr			L=258,0		
		-17,6	NB	4,00	947 EX Nit S			H=10,12		1 x T 0,15
		119,55						C=164,2	2 x FP 7,0	
		-						F=1,1		
		MØ=87,00								
98-	130,00 8	-								

 MODEL / ENGINE	YEAR	 Dia. CYL	 VT MT	 Ø x L		 SM-REF	 SM-REF.	 Piston Dia.	 SM-REF.	 SM-REF.
MINI										
Mini Cooper 1.6 One 1.6 Eng. W10 B16 A 1598 ccm 66-85 kW (90-116 PS)	01-07 01-07	77,00 4			1,20 1,20 2,50	790726-00-4 910 IF S Cr 931 P 3PC Cr P	-	77,00	-	-
Cooper 1.6 Cooper S 1.6 John Cooper Works 1.6 Eng. N12 B16 A / N14 B16 A Eng. N18 B16 A 1598 ccm 85-160 kW (116-218 PS)	06-	77,00 4			1,20 1,50 2,00	790755-00-4 910 IF Nit S 931 P 3PC Cr P	-	77,00	-	-
MINI DIESEL										
Eng. 9HZ (DV6TED4) Clubman CooperD 1.6 16V CooperD 1.6 16V OneD 1.6 16V 1560 ccm 66-80 kW (90-109 PS)	07- 07- 09-	75,00 4	41,7 - -1,16 -13,29 65,2 MØ=41,72	26 x 61 T	3,00 1,95 2,50	793758-00-4 916 Cr * 931 P 947 EX Nit S 793758-50-4	803710-00-1 RT / KK / AK 803710-50-1	75,00 75,50	953706-4 A=78 L=142 H=5 C=79,5 semi	-
MINSKER (MTS)										
D 241 / D 242 50 Tractor / Bus / Truck 4750 ccm 37 kW (50 PS)		110,00 4			3,00 3,00 3,00 6,00 6,00	793354-00-1 910 Cr 911 930 947 EX 946	-	110,00	-	-
Eng. D241 / D242 Tractor / Bus / Truck 4750 ccm 37 kW (50 PS)		110,00 4			3,00 3,00 3,00 6,00	793355-00-2 910 Cr 911 930 947 EX Cr P 946	-	110,00	-	-
Eng. D241 / D242 Tractor / Bus / Truck 4750 ccm 37 kW (50 PS)		110,00 4			3,00 3,00 3,00 6,00	793356-00-1 910 Cr 911 930 947 EX Cr P	-	110,00	-	-
MITSUBISHI										
Minica 55 Mini Cap Wide 55 Eng. 2G23 550 ccm		70,00 2			1,50 1,50 2,50	798705-00-2 910 IF Cr 911 P 3PC Cr	-	70,00	-	-



MODEL / ENGINE

YEAR

Dia.
CYLVT
MT

Ø x L



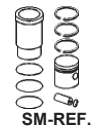
SM-REF



SM-REF.

Piston
Dia.

SM-REF.



SM-REF.

MITSUBISHI

Colt
Lancer
Mirage
Eng. 4G13
1299 ccm
51 kW (69 PS)

88-92
71,00
4

1,20
1,50
3,00

798758-00-4
910 Cr S
911 P
3PC Cr

-

71,00

-

-

Colt
Lancer
Mirage
Eng. 4G13
1299 ccm
51 kW (69 PS)

88-92
71,00
4

1,20
1,50
3,00

798739-00-4
910 Nit S
911 P
3PC Cr P

-

71,00

-

-

Mirage
Lancer
Eng. 4G13
1299 ccm
51 kW (69 PS)

88-95
71,00
4

1,50
1,50
4,00

^{*NEW*}
792461-00-4
910 Cr S
911 P
3PC Cr

-

71,00

-

-

Celests
Delica
Galant
Lancer
Eng. 4G33
1439 ccm
52 kW (70 PS)

79-89
73,00
4

1,50
1,50
4,00

798711-00-4
910 Cr S
931 P
3PC Cr P

-

73,00

-

-

Celeste / Champ / Lancer
Mirage / Plymouth
Eng. 4G33
1439 ccm
50-68 kW (68-92 PS)

73,00
4

1,50
1,50
4,00

798712-00-4
910 Nit S
931 P
3PC Cr P

-

73,00

-

-

ASX 1.6
Lancer 1.6
Eng. 4A92
1590 ccm
85-86 kW (116-117 PS)

10-
75,00
4

1,00
1,20
2,00

^{*NEW*}
798707-00-4
910 Nit S
931 P
3PC Nit

-

75,00

-

-

Colt Mk II 1.5 GLX
Lancer Mk III 1.5 GLX
Lancer Mk III Estate 1.5
Eng. 4G15
1468 ccm
55 kW (75 PS)

84-88
75,50
4

1,50
1,50
4,00

798716-00-4
910 Cr P *
911 P
3PC Cr P

-

75,50

-

-

Colt Mk II 1.5 GLX
Lancer Mk III 1.5 GLX
Lancer Mk III Estate 1.5
Mirage Hatchback 1.5/E
Mirage Saloon 1.5
Mirage Saloon 1.5 4WD
Eng. G15B
1468 ccm
51-57 kW (70-78 PS)

85-88
85-88
85-89
83-90
83-90
88-91

4,00

798716-50-4

-

76,00

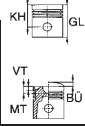
-

-



MODEL / ENGINE

YEAR

Dia.
CYLVT
MT

Ø x L



SM-REF



SM-REF.

Piston
Dia.

SM-REF.



SM-REF.

MITSUBISHI

Arena

Eng. 4G15
1468 ccm
65 kW (65 PS)

75,50
4

1,20
1,50
3,00

798740-00-4
910 Nit S
911 P
3PC Cr

-

75,50

-

-

NEW

798740-50-4

-

76,00

-

-

Proton

Eng. 4G18
1584 ccm
75 kW (102 PS)

76,00
4

1,20
1,20
2,50

798766-00-4
910 Nit S
931 P
3PC Nit

-

76,00

-

-

Delica D3

Eng. HR 16 DE
1598 ccm
81-88 kW (110-119 PS)

78,00
4

1,20
1,20
2,00

799015-00-4
910 Cr S Fe
911 P
3PC Cr

-

78,00

-

-

NEW

Lancer

Eng. 4G92
1597 ccm
73 kW (98 PS)

81,00
4

1,20
1,20
2,80

798742-00-4
910 Nit S
911 Cr
3PC Nit

-

81,00

-

-

NEW

798742-50-4

-

81,50

-

-

Pajero Pinin GDi 16V Lancer GDi 16V Galant GDi 16V

Eng. 4G93
1834 ccm
82-103 kW (112-140 PS)

01-
03-
96-

81,00
4

1,20
1,20
2,80

798768-00-4
910 Nit S
911 P
3PC Nit

-

81,00

-

-

Legnum

Eng. 6A13-S4
2498 ccm

81,00
6

1,20
1,20
2,80

798730-00-6
910 Nit S
911 P
3PC Nit

-

81,00

-

-

Galant

Eng. 4G63
1997 ccm
90 kW (122 PS)

85,00
4

1,20
1,50
2,80

798752-00-4
910 Nit IF S
931 Cr
3PC Nit

-

85,00

-

-

Eclipse I 2.0i Eclipse II 2000 GS Galant IV 2.0 Galavnt IV 2.0 GTI

Eng. 4G63
1997 ccm
78-110 kW (106-150 PS)

91-95
95-99
91-92
87-92

85,00
4

1,20
1,50
3,00

798745-00-4
910 IF Nit S
931 Cr
3PC Nit

-

85,00

-

-

NEW



MODEL / ENGINE

YEAR	Dia. CYL	KH VT MT	GL	Ø x L	SM-REF	SM-REF.	Piston Dia.	SM-REF.	SM-REF.
------	-------------	----------------	----	-------	--------	---------	----------------	---------	---------

MITSUBISHI

Airtrek 2.4i 16V	03-	86,50				798747-00-4	-	86,50	-	-
Canter 2.4i	97	4			1,20	910 IF Cr S				
Chariot 2.4i	93-				1,50	931 P				
Delica 2.4i	87-				3,00	3PC Cr P				
Eterna / Sigma 2.4i	88-									
Galant 2.4i	86-									
Galant 2.4 Gdi 16V	98-									
L 200 2.4i / 16V	90-97									
L 300 2.4i	88-96									
L 400 2.4i 16V	94-01									
Montero 2.4i	91-									
Outlander 2.4i 16V	03-									
Pajero 2.4i 12V	90-94									
RVR 2.4i	97-									
Sapporo 2.4i	87-89									
Shogun 2.4i	90-									
Space Gear 2.4i 16V	94-01									
Space Runner 2.4i 16V	95-									
Space Wagon 2.4i 16V	91-96									
Eng. 4G64 2350 ccm 82-108 kW (109-150 PS)										

MITSUBISHI DIESEL

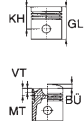
Eng. BKD / BWC	08-	81,00				^{*NEW*} 795019-00-4	-	81,00	-	-
Lancer VIII 2.0 DI-D 1968 ccm 103 kW (140 PS)		4			1,75	910 CDL *				
					2,00	911 IF U Cr				
					3,00	947 EX Cr				

Eng. BKD	08-	81,01	45,8	26		795098-00-4	805028-00-2	81,01	-	-
Lancer 2.0 1968 ccm 103 kW (140 PS)		4	-	x	1,75	910 CCL *	RT / KK			
			-0,7	66	2,00	911 IF U				
			-18		3,00	947 EX Cr				
			68,8			795098-50-4	805028-50-2	81,51	-	-
			-							
			MØ=38,00							
			-							



MODEL / ENGINE

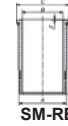
YEAR

Dia.
CYL

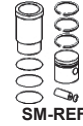
SM-REF



SM-REF.

Piston
Dia.

SM-REF.



SM-REF.

MITSUBISHI DIESEL**Eng. BKD**Lancer 2.0
1968 ccm
103 kW (140 PS)

08-

81,01
445,8
-
-17,8
68,8
-
MØ=38,00
-26
x
661,75
2,00
3,00**795098-00-4**
910 CCL *
911 IF U
947 EX Cr**805029-00-2**
RT / KK

81,01

-

-

795098-50-4**805029-50-2**

81,51

-

-

795080-00-41,75
2,00
3,00910 IF Cr *
931 P
947 EX Cr

-

81,01

-

-

795080-50-4

-

81,51

-

-

Eng. 4D68NAGalant / Proton / Chariot
Lancer / Libero / Mirage
1998 ccm
50 kW (68 PS)-78
92-96**82,70**
42,00
2,00
3,00**798858-00-4**
913 Cr S
931 Cr
947 EX Nit S

-

82,70

-

-

Eng. 4HK / 4HN / HTHOutlander II 2.2 DI-D 4WD
2179 ccm
115 kW (156 PS)

07-

85,00
42,50
2,00
2,00**791120-00-4**
916 CCL P *
911 IF U P
947 EX Nit S

-

85,00

-

-

791120-50-4

-

85,50

-

-

Eng. 4G64L 200 / L 300
Montero / Shogun
Pajero 2.4i 12V
Canter / RVR 2.4i
Chariot
Sigma / Eterna
Delica / Sapporo
Galant 2.4 GD i 16V
2351 ccm
80-104 kW (109-142 PS)88-97
90-
90-94
97-
93-
88-
87-89
98-**86,50**
41,20
1,50
2,80**798770-00-4**
910 IF Cr S
931 P
3PC Cr

-

86,50

-

-



MODEL / ENGINE

YEAR	Dia. CYL	KH GL VT MT	Ø x L		SM-REF	SM-REF.	Piston Dia.	SM-REF.	SM-REF.
------	-------------	----------------------	-------	--	--------	---------	----------------	---------	---------

MITSUBISHI DIESEL

Eng. 4D55T

Galant Mk II 2.3 TD
Galant Mk II Estate 2.3 TD
Shogung Mk II Open Off-Road
2346 ccm
49 kW (67 PS)

91,10
4

80-84
83-84
82-86

2,50
2,00
4,00

792454-00-4
913 Cr P S
913 Cr
947 EX Nit S

-

91,10

-

-

Eng. 4D56T

Challenger 2.5 TD
L 200 2.5 TD / 4WD
L 300 Box 2.5 TD / 4WD
L 300 Flatbed / Chassis 2.5 D
L 400 Box 2500 TD / 4x4
Shogun 2.5 TD
Shogun Mk II 2.5 TDiC 2WD
Shogun Mk II Open Off Road
Vehicle 2.5 TD
Shogun Mk III 2.5 Tdi
Shogun Open Off-Road
Vehicle 2.5 TDiC 2WD
Space Gear 2.5 TD
2476 ccm
63 kW (85 PS)

98-03
92-05
88-
94-
96-
89-91
91-99
86-90
00-
91-99

2,50
2,00
3,00

NEW
792454-50-4

-

91,60

-

-

Eng. 4D56TD

L 200 2.5 TD 4x4
Shogun MK II 2.5 TD
Shogun Open Off-Road
Vehicle 2.5 TD
Space Gear 2.5 TD / Space
Gear 2.5 TD 4x4
2477 ccm
73 kW (99 PS)

96-
90-00
95-00

2,50
2,00
3,00

NEW

798700-00-4
913 Nit S
913 Cr
947 EX Nit S

-

91,10

-

-

Eng. 4P10-T2 / 3 / 6

Euro 5
Fuso Canter 3 C/S 13 / 15
Fuso Canter 5 S 13
Fuso Canter 6 C 15 / 18
Fuso Canter 7 C 15 / 18
2998 ccm
96-129 kW (130-175 PS)

95,80
4

09-
09-
09-
09-

2,50
2,00
2,50

792007-00-4
914 Cr *
911 P *
947 EX Cr *

-

95,80

-

-

Eng. 4D34T

3.9 TD
3907 ccm
100 kW (136 PS)

104,00
4

89-

2,81
2,00
4,00

NEW
798867-00-4
914 Cr *
911 IW Cr P
947 EX Cr

-

104,00

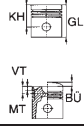
-

-



MODEL / ENGINE

YEAR

Dia.
CYL

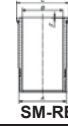
Ø x L



SM-REF



SM-REF.

Piston
Dia.

SM-REF.



SM-REF.

MITSUBISHI DIESEL**Eng. S6M**

105,00

798828-00-1

-

105,00

-

-

3,00 914 Cr P *
2,00 911 IW Cr P
4,00 947 EX Cr P**Eng. 6D14**Truck
FK115 / 115H
FK115J / FK115K / 115DK
T656ZR FM215
Bus MK115 / 115H / MM115C
6557 ccm
114-118 kW (155-160 PS)110,00
6**798820-00-1**
3,00 913 Cr S
2,50 911 IF Cr P
5,00 947 EX Cr P

-

110,00

-

-

NEW

Eng. 6D14TBus
MK 115 / 115H
MM115 / 515
6557 ccm
143 kW (195 PS)110,00
62,80 914 Cr S
2,50 911 IF Cr P
4,00 947 EX Nit S

-

110,00

-

-

NEW

798874-00-1**Eng. 6D16**FUSO FK417 / FK517
7545 ccm118,00
63,00 910 Cr S P
2,50 911 IW Cr P
4,00 947 EX Cr

-

118,00

-

-

NEW

798877-00-1**Eng. 6D20**Bus MP 117 / MP 517
Truck NP 117 / FD 117
K 202
10308 ccm125,00
63,50 914 Cr *
3,00 911 IW U Cr
6,00 947 EX Cr

-

125,00

-

-

798823-00-1**Eng. 8DC6**FT / FJ / FV
14886 ccm
206-221 kW (280-300 PS)135,00
83,31 914 Cr P *
3,00 911 IW Cr P
6,00 947 EX Cr

-

135,00

-

-

NEW

798830-00-1**Eng. 8DC81 (NEW)**FT / FJ / FV
14886 ccm
202-224 kW (275-305 PS)**Eng. 8DC9T**Aero King
Aero Queen
The Great
16031 ccm
211-285 kW (283-382 PS)135,00
83,31 914 Cr P *
3,00 911 IW Cr P
3,00 931 Cr P
4,00 947 EX Nit

-

135,00

-

-

NEW

798853-00-1**Eng. 8M20**The Great
Aero Queen
20089 ccm
279-298 kW (375-400 PS)146,00
83,31 914 Cr P
3,00 911 IW Cr *
3,00 931 Cr P *
4,00 947 EX Cr P *

-

146,00

-

-

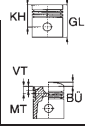
NEW

797420-00-1



MODEL / ENGINE

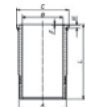
YEAR

Dia.
CYL

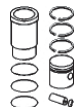
SM-REF



SM-REF.

Piston
Dia.

SM-REF.



SM-REF.

MITSUBISHI DIESEL**Eng. S6R PTA**Industrial Diesel Engine
500-655 kW170,00
13,68
3,63
5,00**798890-00-1**
914 IF Cr *
917 IW Cr *
947 EX Cr P

-

170,00

NEW
958702-1
A=186
L=391,1
H=4
C=204
F=1,6

-

MOSKVICH**2141 1.6**Eng. 1.6L
1569 ccm
56 kW (76 PS)79,00
41,50
2,00
3,94**792803-00-4**
910 Cr S
931 P
947 EX Cr P

-

79,00

-

-

792803-40-4

-

79,40

-

-

792803-80-4

-

79,80

-

-

2126Eng. 1.5L
1478 ccm
59 kW (80 PS)82,00
41,50
2,00
3,94**792804-00-4**
910 Cr S
931 P
947 EX Cr P

-

82,00

-

-

792804-40-4

-

82,40

-

-

792804-80-4

-

82,80

-

-

M.W.M.**Eng. KD 12 E / Z / D / V**880 / 1700 / 2550 / 3400 ccm
8,5-34 kW (12-46 PS)95,00
1/2/3/43,00
3,00
3,00
5,00
5,00**793213-00-1**
910 Cr
911 P
931 P
947 EX
946 P

-

95,00

-

-

D 893102,00
13,00
2,50**793219-00-1**
914 Cr *
911

-

102,00

-

-

D 2292940 ccm
24-33 kW (33-45 PS)102,00
3

4,00

947 EX Cr

-

D / TD 2293920 ccm
32-44 kW (44-60 PS)102,00
4**D / TD 229**

5880 ccm

102,00
6**Eng. TD 226**4160 / 6240 ccm
63-125 kW (86-170 PS)

71-

105,00
4/660,4
-
-
-20,57
102,4
MV=6

35

x
82
3,00
2,00
4,00**793218-00-1**
914 Cr *
911 P
947 EX Cr**803301-00-1**











-

RT

105,00

953301-1
A=108
L=214
H=6
C=111,8
semi

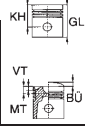
-

 MODEL / ENGINE	YEAR	 Dia. CYL	 VT MT	 Ø x L		 SM-REF	 SM-REF.	 Piston Dia.	 SM-REF.	 SM-REF.
M.W.M. Eng. TD 226-B 3120 / 4160 / 6240 ccm 57-170 kW (77-231 PS)	86-	105,00 3/4/6	66,4 - -21,7 102,4 MV=1	35 x 88	3,00 2,00 4,00	793218-00-1 914 Cr * 911 P 947 EX Cr	803302-00-1 RT	105,00	953302-1 A=115 L=213 H=8 C=123 F=1	813302-2 923302-1 2 x FP 1,5 2 x FP 4,0
Eng. D 226-2/3/4/6 2080 / 3120 / 4160 / 6240 ccm 27-96 kW (37-131 PS)	69-	105,00 2/3/4/6			3,00 2,00 2,00 4,00	793203-00-1 914 Cr * 911 P 931 P 947 EX Cr	803303-00-1	105,00	-	-
Eng. TD 232-S / 232-A Eng. TD 232-12 Eng. TBD 232-12	72-	120,00 6/8/12			3,00 3,00 3,00 5,00	793210-00-1 913 Cr P * 911 931 947 Ex Cr P	-	120,00	-	-
Eng. TD 232-B 8820 ccm 149,5 kW (203 PS) Eng. TD 232-A 11760 ccm 198,5 kW (270 PS) Eng. TBD 232-12 Eng. TD 232-12 17640 ccm 299-368 kW (406-500 PS)	66-71	120,00 6			3,50 3,00 3,00 5,00	793215-00-1 914 Cr P 911 931 947 Ex Cr P	-	120,00	-	-
Eng. D / TBC / TD 233 S 9570 ccm Eng. D / TBD / TD 233 A 12760 ccm Eng. D / TBD / TD 233-12 19140 ccm		125,00 6			3,50 3,00 3,00 5,00	793216-00-1 914 Cr * 911 P 931 P 947 EX Cr	-	125,00	-	-
Eng. TBD 234 10804 ccm 420 kW (571 PS) 14405 ccm 560 kW (762 PS) 21607 ccm 840 kW (1142 PS) 28800 ccm 1120 kW (1523 PS)		128,00 6 8 12 16			3,50 3,00 4,00	793217-00-1 914 Cr * 931 947 EX Cr	-	128,00	-	-



MODEL / ENGINE

YEAR

Dia.
CYLVT
MT

Ø x L



SM-REF



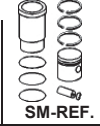
SM-REF.



SM-REF.

Piston
Dia.

SM-REF.



SM-REF.

M.W.M.**Eng. TBG 616**17500 ccm
280 kW (381 PS)132,00
V84,00 914 Cr *
3,00 911 Cr
3,50 947 EX Cr

793222-00-1

-

132,00

-

-

Eng. TBG 61626300 ccm
420 kW (571 PS)132,00
V12**Eng. TBG 616**35000 ccm
560 kW (762 PS)132,00
V16**NEW HOLLAND****Eng. 8140.21.200**Sofim
2499 ccm93,00
43,00 917 Cr * P
2,00 911 P
3,00 947 EX

790255-00-4

-

93,00

-

-

Eng. 8025.02

1728 ccm

100,00
22,50 910 Cr *
2,50 931 P

790257-00-1

-

100,00

-

-

Eng. 8035.02

2592 ccm

100,00
3

5,50 947 EX Cr P

Eng. 8045.02 / 8045.42

3455 ccm

100,00
4**Eng. 8065.02**

5184 ccm

100,00
6**Eng. 8035.06**

2710 ccm

100,00
32,50 910 Cr *
2,50 931 P

790258-00-1

-

100,00

-

-

Eng. 8045.06

3613 ccm

100,00
4

4,00 947 EX Cr

Eng. 8065.06

5420 ccm

100,00
6**Eng. 8035.04 / 8035.42**

2748 ccm

103,00
32,50 910 Cr *
2,50 931 P

790259-00-1

-

103,00

-

-

Eng. 8045.04

3666 ccm

103,00
4

4,00 947 EX Cr

Eng. 8055.04

4583 ccm

103,00
5**Eng. 8065.04**

5499 ccm

103,00
6**Eng. 8045.25**

3908 ccm

104,00
43,00 914 Cr *
2,50 931 P

790254-00-2

-

104,00

-

-











Eng. 8065.255863 ccm
94-110 kW (128-150 PS)104,00
6











4,00 947 EX Cr



MODEL / ENGINE

YEAR	 Dia. CYL	 KH GL VT BU MT	 Ø x L		 SM-REF	 SM-REF.	 Piston Dia.	 SM-REF.	 SM-REF.
NEW HOLLAND									
Eng. 8460.21.002									
Series FA 200 / FD 208 / FR 206	86-	6			3,50	914 Cr P *	120,00	-	-
Series FR 220 / TX 66	86-				3,00	911 IF Cr			
Series 175	86-92				5,00	947 EX Cr P			
Eng. 8460.21.042									
Series 175	86-92								
9498 ccm									
176 kW (239 PS)									
Eng. 8460.21.102									
190.36 TurboTech	86-94								
240.36 TurboTech	90-00								
9498 ccm									
192 kW (261 PS)									
Eng. 8460.21.106									
190.26 TurboTech	86-94								
240.26 TurboTech	90-00								
9498 ccm									
192 kW (261 PS)									
Eng. 8460.21.708									
Lorraine 240	88-								
370.10.24	87-98								
9572 ccm									
177 kW (240 PS)									
Eng. 8210.02 / 8215.22									
Eng. 8215.22.520									
13798 ccm		137,00			4,00	914 Cr *	137,00	-	-
		6			3,00	911 P			
					3,00	931 P			
					5,50	947 EX Cr			
NISSAN									
Kubistar 1.2i									
Eng. D7F 722	03-	69,00	27,1	17,5	1,50	910 IF Cr S	69,00	-	-
1149 ccm		4	-	x	1,50	911 P			
43-44 kW (58-60 PS)			-	54	2,50	3PC Cr			
			-						
			50,5						
						793839-50-4	803817-50-1		
Kubistar 1.2i 16V									
Eng. D4F 712	03-	69,00	26,7	17,5	1,20	910 IF Cr S	69,00	-	-
1149 ccm		4	-	x	1,50	911 P			
55 kW (75 PS)			-1	54	2,50	3PC Cr			
			44,7						
			-						
			MØ=60						
			-			793823-50-4	803829-50-1		
Micra									
Eng. EJIKK / EJ4KK	03-10	71,00			1,20	910 Cr S	71,00	-	-
1149-1498 ccm		4			1,20	931 P			
48-65 kW (65-88 PS)					2,00	3PC Cr			

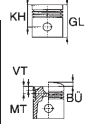
 MODEL / ENGINE	YEAR	 Dia. CYL	 VT MT	 Ø x L		 SM-REF	 SM-REF.	 Piston Dia.	 SM-REF.	 SM-REF.
NISSAN March Eng. CG 998 ccm 40-44 kW (54-60 PS)		71,00 4			1,20 1,50 3,00	799067-00-4 910 Cr S 911 P 3PC Cr	-	71,00	-	-
Cube Micra Eng. CGA3DE 1348 ccm 60-63 kW (82-86 PS)	98-02 00-02	72,00 4			1,20 1,20 2,50	799070-00-4 910 Cr S 931 P 3PC Cr *NEW* 799070-50-4	-	72,00 72,50	-	-
Cherry Sunny Cherry / Sunny Eng. E10 988 ccm 37 kW (50 PS)	82-86 81-85 86-90	73,00 4			1,50 1,50 4,00	799006-00-4 910 Cr S 931 P 3PC Cr P	-	73,00	-	-
Sunny 1.4 / Traveller Eng. A14 1397 ccm 48-49 kW (65-67 PS) Sunny 1.5 / Traveller Vanette Bus 1.5 Eng. A15 1488 ccm 51 kW (69 PS)	70-82 79-82 83-87	76,00 4			1,20 2,00 4,00	799011-00-4 910 IF Cr S P 931 P 3PC Cr P	-	76,00	-	-
Cherry / Sunny Eng. E 13 1270 ccm 44 kW (60 PS) Cherry / Prairie / Pulsar Sunny Eng. E 15 1487 ccm 62 kW (84 PS) Cherry Sunny Eng. E 16 1597 ccm 66 kW (90 PS)	82- 82-86 82- 85-87 85-	76,00 4			1,50 1,50 4,00	799012-00-4 910 Cr S 911 P 3PC Cr	-	76,00	-	-
Almera 1.6i Primera 1.6i Pulsar 1.6i Sentra 1.6i Serena / Sunny 1.6i Vanette 1.6i 100 NX 1.6 Eng. GA16DE 1597 ccm 92-81 kW (84-110 PS)	95-00 93-01 95-99 94-01 92-00 92-01 92-95	76,00 4			1,50 1,50 2,80	799075-00-4 910 Cr S 911 P 3PC Cr	-	76,00	-	-

 MODEL / ENGINE	YEAR	 Dia. CYL	 VT MT	 Ø x L		 SM-REF	 SM-REF.	 Piston Dia.	 SM-REF.	 SM-REF.
<p align="center">NISSAN</p> <p>Maxima QX IV 2.0 Maxima QX IV Stat.Wag. 2.0 Maxima QX V 2.0 V6 Eng. VQ20DE 1995 ccm 103 kW (140 PS)</p>	95- 97-00 00-03	76,00 6			1,20 1,20 2,50	*NEW* 799078-00-6 910 IF Cr S P 931 P 3PC Cr *NEW* 799078-50-6	- - -	76,00 - 76,50	- - -	- - -
<p>Laurel Skyline Eng. RB 20 DE 1618 ccm 140 kW (190 PS)</p>		78,00 6			1,50 2,80	*NEW* 799195-00-6 910 IF Cr S Fe 3PC Cr	- -	78,00 -	- -	- -
<p>Cube 1.6 Juke 1.6 Micra III 1.6 Note 1.6 I NP200 1.6 NV200 1.6 Qashqai / +2 I 1.6 Eng. HR 16 DE 1598 ccm 69-86 kW (94-117 PS)</p>	10- 10- 05-10 06-13 08- 10- 07-	78,00 4			1,20 1,20 2,00	*NEW* 799015-00-4 910 Cr S Fe 911 P 3PC Cr	- - -	78,00 - -	- - -	- - -
<p>Kubistar 1.6 16V Kubistar Box 1.6 16V Eng. K4M 752 1598 ccm 70 kW (95 PS)</p>	03 03	79,50 4			1,50 1,50 2,50	793841-00-4 910 IF Cr * 931 P 3PC Cr P 793841-25-4 793841-50-4	- - - -	79,50 - 79,75 80,00	- - - -	- - - -
<p>Almera Tino 1.8i 16V Almera 1.8i 16V Blubird Sylphy 1.8i 16V Primera 1.8i 16V Sentra 1.8i 16V Wingroad 1.8i 16V Eng. QG 18 DE 1769 ccm 84-92 kW (114-126 PS)</p>	00-05 00-06 00-05 99-05 02-	80,00 4			1,20 1,20 2,50	799083-00-4 910 Cr S 911 P 3PC Cr P	- - -	80,00 - -	- - -	- - -
<p>Almera / Primera Sentra Wingroad Eng. J 18 1800 ccm 85 kW (115 PS)</p>	99- 89-	80,50 4			1,50 2,00 4,00	799059-00-4 910 IF Cr 911 P 3PC Cr 799059-50-4	- - -	80,50 - 81,00	- - -	- - -
<p>Primastar 2.0 Eng. F4R 720 / 722 1998 ccm 88 kW (120 PS)</p>	01-	82,70 4			1,20 1,50 2,00	791143-00-4 910 IF Nit S 931 P 3PC Nit	- - -	82,70 - -	- - -	- - -



MODEL / ENGINE

YEAR

Dia.
CYLVT
MT

Ø x L



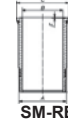
SM-REF.



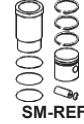
SM-REF.



SM-REF.

Piston
Dia.

SM-REF.



SM-REF.

NISSAN

Auster

Bluebird

Laurel / Skyline

Stanza

Eng. CA18E / CA18S

1809 ccm

66 kW (90 PS)

87-88
85-90
84-87
8883,00
41,50
1,50
4,00799024-00-4
910 IF Cr S
911 P
3PC Cr P

-

83,00

-

-

180SX / 200SX

Almera / Wingroad

Avernir

Bluebird / Silvia

Sentra / Serena

Eng. SR20DE

1998 ccm

96-126 kW (130-169 PS)

94-97
96-99
92-95
91-98
91-0086,00
41,50
1,50
3,00799056-00-4
910 IF Nit S
931 P
3PC Cr P

-

86,00

-

-

799056-50-4

-

86,50

-

-

NISSAN DIESEL

Eng. K9K 750

Almera 1.5 dCi

Micra 1.5 dCi

1461 ccm

60-65 kW (82-88 PS)

02-
03-76,00
4

41,78

-0,48

-0,28

-14

66

MØ=39,70

25

x

60

T

2,00
2,00
2,50793845-00-4
910 Cr *
931 P
947 EX Nit S

803830-00-1

RT

76,00

-

-

793845-50-4

803830-50-1

76,50

-

-

Eng. K9K 700 / 704

Eng. K9K 722

Kubistar / Micra 1.5 dCi

1461 ccm

48-50 kW (65-68 PS)

03-

76,00
4

41,8

-0,25

-0,4

-14

66

MØ=39,65
MV=2,6

26

x

60

T

2,00
2,00
2,50793845-00-4
910 Cr *
931 P
947 EX Nit S

803831-00-1

RT / AK

76,00

-

-

793845-50-4

803831-50-1

76,50

-

-

Eng. K9K 700 / 704

Eng. K9K 722 / 750

Kubistar / March / Micra

Almera

1461 ccm

48-65 kW (65-88 PS)

03-
00-76,00
4

41,8

-0,25

-0,4

-14

66

MØ=39,65
MV=2,6

26

x

60

T

2,00
2,00
2,50793845-00-4
910 Cr *
931 P
947 EX Nit S

803831-00-1

RT / AK

76,00

-

-

793845-50-4

803831-50-1

76,50

-

-

Eng. TD15 (TUD 5)

Micra 1.5 D

1527 ccm

42 kW (57 PS)

98-03

77,00
4

40,4

-

-

-1,65

66,3

-

23

x

60

2,00
1,75
3,00793726-00-4
910 Cr *
911 IF U P
947 EX Cr

803726-00-1

77,00

-

-

793726-40-4

803726-40-1

77,40

-

-

Eng. F9Q 760

Primaster Box dCi 100

Primaster Van dCi 100

1870 ccm

74 kW (101 PS)

01-

80,01
4

47,06

-

-

-17,8

77,4

MØ=38

28

x

60

T

2,50
2,00
3,00793843-00-4
910 IF Cr *
911 IF U
947 EX Cr

803823-00-1

RT / AK

80,01

-

-

793843-50-4

803823-50-1

80,51

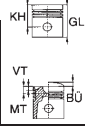
-

-



MODEL / ENGINE

YEAR

Dia.
CYL

Ø x L



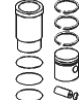
SM-REF



SM-REF.

Piston
Dia.

SM-REF.



SM-REF.

NISSAN DIESEL

Eng. M9R 760
Eng. M9R 780 Euro 4
Eng. M9R 782
 Qashqai
 Qashqai +2 2.0 dCi / AWD
 X-Trail 2.0 dCi / FWD
 1995 ccm
 66-127 kW (90-173 PS)

07-
07-
07-84,00
42,50
2,00
2,00

793854-00-4
 913 Cr P *
 931 P
 947 EX Cr *

-

84,00

-

-

Eng. CD20

Almera 2.0 D
 Primera 2.0 D
 Serena 2.0 D
 Sunny 2.0 D
 1974 ccm
 55 kW (75 PS)

95-00
90-96
91-93
90-0084,50
42,00
2,00
3,00

799148-00-4
 910 IF Nit S
 911 IW Cr
 947 EX Nit S

-

84,50

-

-

Eng. M9T 670/690 Eu. 5

NV 400 2.3 dCi 100/125
Eng. M9T 678
 NV 400 2.3 dCi 150
 2298 ccm
 74-107 kW (101-146 PS)

11-
11-85,01
4
47,88
-
-16,2
76
-
MØ=5432
x
652,50
2,00
2,00

793804-00-4
 913 Cr *
 911 IF UP
 947 Nit S

803848-00-1
RT / KK

85,01

-

-

Eng. YD22DD

Nissan Y11 AD Van
 2184 ccm
 55 kW (77 PS)

00-02

86,00
42,00
2,00
3,00

799131-00-4
 913 Nit S
 911 IW Cr
 947 EX Nit S

-

86,00

-

-

Eng. G9T 722

Interstar Box / Bus DCI 90
 2188 ccm
 66 kW (90 PS)

02-

87,00
43,00
1,75
2,50

793849-00-4
 913 Cr *
 931 P
 947 EX Nit S

-

87,00

-

-

Eng. G9U 720 / 730

Interstar Box / Bus dCi 120
 Interstar Flatbed dCi 120
 Primaster Box / Van dCi 140
 2463 ccm
 84-99 kW (115-135 PS)

02-
03-
03-89,00
42,50
1,75
2,50

793851-00-4
 910 IF Cr *
 931 P
 947 EX Nit S

-

89,00

-

-

793851-50-4

-

89,50

-

-

Eng. YD25

Navara 2.5 dCi
 2488ccm
 110-128 kW (150-174 PS)

05-

89,00
42,00
2,00
3,00

799191-00-4
 913 Nit S
 931 P
 947 EX Nit S

-

89,00

-

-

Eng. TD27 / AD2

2700 ccm
 114-117 kW (155-160 PS)

96,00
42,50
2,00
3,00

799158-00-4
 910 Cr S
 911 IW Cr
 947 EX Nit S

-

96,00

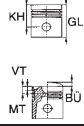
-

-



MODEL / ENGINE

YEAR

Dia.
CYLVT
MT

Ø x L



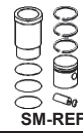
SM-REF



SM-REF.

Piston
Dia.

SM-REF.



SM-REF.

NISSAN DIESEL**Eng. ZD30 E**Caravan / Navara / Patrol
Terrano / Elgrand
2953 ccm
78-130 kW (105-170 PS)

97-

96,00
42,50
2,00
3,00799165-00-4
913 Nit S
911 IW Cr
947 EX Nit S

-

96,00

-

-

Eng. TD42 TPatrol GR 4.2 TD
4169 ccm
107-118 kW (145-160 PS)99,20
42,50
2,00
3,00798957-00-4
913 Cr *
911 IW Cr
947 EX Nit S

-

99,20

-

-

Eng. QD323153 ccm
73 kW (100 PS)110,00
63,00
2,50
4,00799122-00-1
913 Cr S
911 IF Cr P
947 EX Nit S

-

110,00

-

-

Eng. NE6U.S.A.Spec
7000 ccm135,00
V84,00
3,00
6,00799127-00-1
910 Cr P *
911 IW Cr P
947 EX Cr P

-

135,00

-

-

Eng. RD10CK60 / CW60 / CW61
WD23 / WD30
18000 ccm135,00
V8
V104,00
3,00
6,00799128-00-1
914 Cr *
911 IW Cr
947 EX Cr

-

135,00

-

-

Eng. RD8 / RD10 TTruck CV56 / WP381
14313 / 17892 ccm**OPEL****Combo 1.2i
Corsa B 1.2i**Eng. X 12 SZ
1195 ccm
33 kW (45 PS)94-01
94-0072,00
41,50
1,50
3,00793501-00-4
910 IF Cr *
911
947 EX Cr

-

72,00

-

-

**Combo Box Body
Combo Tour 1.4 / CNG**Estate 1.4
Estate 1.4 CNG
Eng. 14 FC Euro 5
1368 ccm
88 kW (120 PS)12-
12-
12-
12-72,00
41,20
1,20
2,00792013-00-4
910 CCL *
931 P
947 EX Cr *

-

72,00

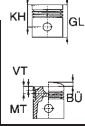
-

-



MODEL / ENGINE

YEAR



Ø x L



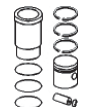
SM-REF



SM-REF.

Piston
Dia.

SM-REF.



SM-REF.

OPEL

Combo 1.4Eng. A 14 FP
1364 ccm
70 kW (95 PS)

12-

72,00
41,00
1,20
2,00*NEW*
792095-00-4
910 IF Nit S
931 P
3PC Nit P

-

72,00

-

-

NEW
792095-40-4

-

72,40

-

-

Astra J 1.4 Turbo
Astra J Sports Tourer 1.4
Cascada 1.4 Turbo
Insignia 1.4
Insignia 1.4 LPG
Insignia Caravan 1.4
Insignia Caravan 1.4 LPG
Meriva B 1.4
Mokka 1.4
Mokka 1.4 4x4
Zafira Tourer C 1.4Eng. A 14 NET Euro 5
Eng. B 14 NET
1364 ccm
103-110 kW (140-150 PS)09-
10-
13-
11-
12-
11-
12-
10-
13-
12-
11-72,50
41,20
1,20
2,00*NEW*
791413-00-4
910 IF Nit S
931 P
3PC Nit

-

72,50

-

-

Agila / Corsa 1.0iEng. X 10 XE / Z 10 XE
973 ccm
40-43 kW (54-58 PS)

97-

72,50
31,20
1,50
2,00**793547-00-1**
910 IF Nit S
931 P
3PC Cr

-

72,50

-

-

**Agila / Astra /
Corsa 1.2 16V**Eng. X 12 XE / Z 12 XE
1199 ccm
48-55 kW (65-75 PS)

98-

72,50
41,20
1,50
2,00**793547-00-1**
910 IF Nit S
931 P
3PC Cr

-

72,50

-

-

Agila / CorsaEng. Z 10 XEP
1000 ccm
44 kW (60 PS)

03-

73,40
31,20
1,20
2,00**793556-00-1**
910 Nit S
931 P
3PC Cr

-

73,40

-

-

Astra / Agila / CorsaEng. Z 12 XEP
1199 ccm
56 kW (75 PS)

04-

73,40
3**Astra / Corsa / Meriva**Eng. Z 14 XEP
1364 ccm
66 kW (90 PS)

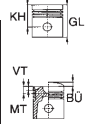
01-

73,40
3



MODEL / ENGINE

YEAR

Dia.
CYLVT
MT

Ø x L



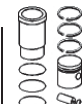
SM-REF



SM-REF.

Piston
Dia.

SM-REF.



SM-REF.

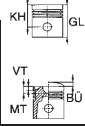
OPEL

Ascona B 1.3 N/S	79-81	75,00				793512-00-4	-	75,00	-	-
Ascona C 1.3 N/S	81-86	4			1,75	910 IF Cr S				
Ascona C Hatch.1.3 N/S	79-84				2,00	931 P				
Kadett E 1.3 N	84-89				4,00	3PC Cr				
Kadett E Box 1.3 N	84-89					*NEW*				
Kadett E Combo 1.3N/S	86-89					793512-10-4	-	76,00	-	-
Kadett E Estate 1.3 N	84-94									
Kadett E Hatchb. 1.3 N										
Manta B 1.3 N/Cc 1.3 N	79-80									
Corsa A Box 1.3	86-89									
Corsa A Hatchb. 1.3/GL	85-89									
Corsa A TR 1.3 / GL	85-87									
Kadett E 1.3 N/S	84-89									
Kadett E Box 1.3 N	84-89									
Kadett E Hatchb. 1.3 N	84-91									
Kadett D 1.3 S/N										
Kadett D Estate 1.3 S	79-84									
Kadett E Convert. 1.3 S	87-93									
Kadett E Estate 1.3 N	85-87									
Kadett E Hatchb. 1.3 S	84-87									
Kadett E 1.3i CAT										
Kadett E Estate / Hatchback 1.3 i CAT										
Manta B 1.3 S	81-86									
Manta B Cc 1.3 S	79-86									
Eng. 13 N / 13 NB KAT										
Eng. 13S / 13 SB / C13 N										
1297 ccm										
50-55 kW (68-75 PS)										
Ascona / Corsa Kadett / Manta	79-90	75,00	35,8	20		793528-00-4	803504-00-1	75,00	-	-
1297 ccm		4	-	x	1,50	910 IF Cr				
44 kW (60 PS)			-4,4	65	1,50	911 P				
			-6,8		4,00	3PC Cr				
			62,4							
Corsa / Kadett	86-90		35,5			793528-50-4	803504-50-1	75,50	-	-
Eng. C 1.3 N			-							
1297 ccm			-4,4							
44-55 kW (60-75 PS)			-6,8							
			62,1							
Ascona B 1.3 N/S	79-81	75,00				*NEW*				
Ascona C 1.3 N/S	81-88	4			1,50	910 IF Cr S P	-	75,00	-	-
Ascona C Hatchback 1.3 N	81-86				1,50	931 P				
Corsa A Hatchback 1.3 GL	82-93				3,00	3PC Cr P				
Corsa A TR 1.3 GL	82-93									
Kadett D 1.3 N/S	79-84									
Kadett D Estate 1.3 N/S	79-84									
Kadett E 1.3 N/S	84-89									
Kadett E Box 1.3 N	84-89									
Kadett E Combo 1.3 N/S	86-89									
Kadett E Convertible 1.3 S	87-93									
Kadett E Estate 1.3 / N/S	84-91									
Kadett E Hatchback 1.3 N/S	84-91									
Manta B 1.3 S	81-86									
Manta B 1.3 N / BCc 1.3 N/S	79-80									
Eng. 13N / 13S										
1297 ccm										
39-55 kW (53-75 PS)										



MODEL / ENGINE

YEAR

Dia.
CYL

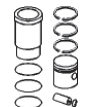
SM-REF



SM-REF.

Piston
Dia.

SM-REF.



SM-REF.

OPEL**Kadett**Eng. A15MF
1498 ccm
51-60 kW (70-90 PS)

90-

76,50
41,50
1,50
3,00**793548-00-4**
910 IF Cr S
931 P
3PC Cr

-

76,50

-

-

793548-25-4

-

76,75

-

-

793548-50-4

-

77,00

-

-

793548-75-4

-

77,25

-

-

793548-10-4

-

77,50

-

-

Corsa**Kadett**Eng. 1.2 S
40 kW (55 PS)82-92
83-85**77,60**
435,8
-
-4,4/-4,4
-4,3
6520
x
651,50
1,50
3,00**793526-00-4**
910 Cr *
931 P
947 EX Cr**803506-00-1**

77,60

-

-

793526-50-4**803506-50-1**

78,10

-

-

35,5
-
-4,4/-4,4
-4,3
64,7**Astra F / Estate 1.4 i****Astra F Hatchback 1.4 i****Astra F Van 1.4 i****Combo 1.4****Corsa A Hatchback 1.4i****Corsa A TR 1.4 i****Corsa B 1.4 i****Kadett E / Box 1.4 i****Kadett E Combo 1.4 i****Kadett E Convert. 1.4 i****Kadett E Estate /****Hatchback 1.4 i**

Eng. C 14 NZ

1396 ccm

44 kW (60 PS)

91-98
92-98
91-99
94-01
90-93
89-93
93-00
90-91
91-94
90-91**77,60**
432,05
-
-
-3,4
59
31,75
-
-3,4
58,718
x
551,50
1,50
3,00**793526-00-4**
910 IF Cr *
931 P
947 EX Cr**803507-00-1**

77,60

-

-

793526-50-4**803507-50-1**

78,10

-

-

Astra F / Convertible /**Estate / Hatchb. 1.4 Si****Combo 1.4****Corsa A Hatchback 1.4****Corsa B 1.4 Si****Kadett E Hatchback 1.4**

Eng. C 14 SE

1396 ccm

60 kW (82 PS)

92-01
94-01
91-93
93-00
89-91**77,60**
432,05
-
-2,6
59
31,75
-
-2,6
58,718
x
551,50
1,50
3,00**793526-00-4**
910 IF Cr *
931 P
947 EX Cr**803508-00-1**

77,60

-











-

793526-50-4**803508-50-1**

78,10

-

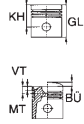
-

 MODEL / ENGINE	YEAR	 Dia. CYL	 VT MT	 Ø x L		 SM-REF	 SM-REF.	 Piston Dia.	 SM-REF.	 SM-REF.
OPEL										
Astra F 1.4 i 16V	96-98	77,60	32,05	18		793526-00-4	803512-00-1	77,60	-	-
Astra F Classic Hatchb.	98-00	4	1	x	1,50	910 IF Cr *				
Astra F Convertible / Estate / Hatchback 1.4	96-04		-0,57	55	1,50	931 P				
Astra G Estate/ Hatchb./ Saloon 1.4 16V	98-05		57,05		3,00	947 EX Cr				
Combo 1.4 16V	99-01					793526-50-4	803512-50-1	78,10	-	-
Corsa B 1.4 i 16V	94-00									
Tigra 1.4 16V	94-00									
Eng. X 14 XE 1389 ccm 66 kW (90 PS)										
Corsa B 1.6 GSI 16V	93-00	79,00	28	18		793551-00-4	803515-00-1	79,00	-	-
Corsa B 1.6 i 16V	94-00	4	-	x	1,20	910 Cr S				
Tigra 1.6 16V	94-98		-2,27	55	1,50	931 P				
Eng. X 16 XE Eng. C 16 XE (Ecotec) 1598 ccm 78-80 kW (106-109 PS)			-0,8 48	S	2,50	3PC Cr P				
						793551-50-4	803515-50-1	79,50	-	-
						793551-10-4	-	80,00	-	-
Astra F 1.6 i 16V	94-98									
Astra F Classic Estate / Hatchback / Saloon 1.6i 16V	98-05									
Astra F Estate / Hatchback 1.6 i 16V	94-98									
Astra G Estate / Hatchback / Saloon	98-05									
Vectra B 1.6 i 16V	95-02									
Vectra B Estate / Hatchback 1.6 i 16V	95-02									
Zafira 1.6 16V	99-05									
Eng. X 16 XEL 1598 ccm 74-78 kW (100-106 PS)										
Ascona / Kadett	94-	79,00				793558-00-4	-	79,00	-	-
Astra / Corsa		4			1,20	910 Cr S				
Vectra 1.6					1,50	931 P				
Eng. X 16 XE / XEL Eng. Y 16 XE Eng. Z 16 SE / XE 1598 ccm 55-74 kW (75-101 PS)					2,00	3PC Cr				
						793558-50-4	-	79,50	-	-
						793558-10-4	-	80,00	-	-
Astra Mk III 1.6 i	94-98	79,00	28	18		793538-00-4	803511-00-1	79,00	-	-
Cavalier Mk III 1.6 i	93-95	4	0,4	x	1,20	910 Cr S				
Hatchback 1.6 i			-	55	1,50	931 P				
Eng. X 16 SZ 1598 ccm 52 kW (71 PS)			-2,7 48,4		3,00	3PC Cr P				
						793538-25-4	-	79,25	-	-
Astra Mk III / IV 1.6 i						793538-50-4	803511-50-1	79,50	-	-
Vectra 1.6 i	95-00					793538-10-4	803511-10-1	80,00	-	-
Eng. S 16 SZR 1598 ccm 55 kW (75 PS)										



MODEL / ENGINE

YEAR

Dia.
CYL

Ø x L



SM-REF



SM-REF.

Piston
Dia.

SM-REF.



SM-REF.

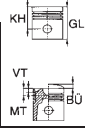
OPEL

Astra G Convertible 1.6	03-05	79,00	26,73	18		793559-00-4	803514-00-1 ^{*NEW*}	79,00	-	-
Astra G Coupe 1.6 16V	00-05	4	-	x	1,20	910 Cr S				
Astra G Estate 1.6	02-09		-	52	1,20	931 P				
Astra G Hatchback 1.6	02-09		-		2,00	3PC Cr				
Astra G Saloon 1.6	02-05		-							
Astra H 1.6	04-		48,73			793559-50-4	803514-50-1 ^{*NEW*}	79,50	-	-
Astra H Estate 1.6	04-		-			793559-10-4 ^{*NEW*}	-	80,00	-	-
Astra GTC 1.6	05-		-							
Astra TwinTop 1.6	05-		-							
Astra H Van 1.6	04									
Meriva 1.6	06-10									
Vectra C 1.6										
Vectra C Estate 1.6	06-									
Vectra C Gts 1.6										
Zafira B 1.6	05-									
Meriva Eng. Z 16 XEP 1598 ccm 74-77 kW (101-105 PS)										
Astra H 1.6	06-									
Astra H Estate 1.6	06-									
Astra H Estate 1.6 LPG	09-									
Astra H GTC 1.6										
Astra H Saloon 1.6	07-									
Astra H TwinTop 1.6	06-									
Zafira B 1.6 Eng. Z 16 XER 1598 ccm 85 kW (116 PS)	08-									
Zafira Eng. Z 16 YNG 1598 ccm 55-74 kW (75-101 PS)	03-	79,00			1,50 1,50 2,50	793568-00-4 910 Cr S 931 P 3PC Cr	-	79,00	-	-
Astra GTC 1.6 SIDI	13-	79,00				793511-00-4 ^{*NEW*}	-	79,00	-	-
Astra 1.6 SIDI	12-	4			1,20	910 Nit S				
Astra 1.6 Turbo	15-				1,20	931 P				
Astra Sports Tourer 1.6 Tu.	15-				2,00	3PC Nit				
Cascada 1.6	13-									
Cascada 1.6 SIDI	13-									
Zafira Tourer 1.6 SIDI Eng. A 16 SHT / B 16 SHT Euro5 Eng. A 16 XHT Euro 5 Eng. B 16 SHL 1598 ccm 125-147 kW (170-200 PS)	12-									



MODEL / ENGINE

YEAR

Dia.
CYL

Ø x L



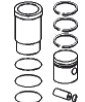
SM-REF



SM-REF.

Piston
Dia.

SM-REF.



SM-REF.

OPEL

Ascona C 1.6
Ascona C Hatchb. 1.6
 Eng. 16 N
 1598 ccm
 55 kW (75 PS)

81-87 **80,00**
 81-88 4

1,50 910 IF Cr *
 1,75 911 IF U P
 4,00 3PC Cr

-
 80,00

-
 -

Ascona C 1.6 S
Ascona C Hatchb. 1.6 S
Kadett D 1.6 S
Kadett D Estate 1.6 S
Kadett E 1.6 S
Kadett E Estate 1.6 S
Kadett E Hatchb. 1.6 S
 Eng. 16 SH
 1598 ccm
 66 kW (89 PS)

81-86
 81-86
 81-94
 81-84
 84-86
 84-86

Vectra 1.6 LZZ
 (spec. version for Egypt)

96-99 **80,00**
 4
 33,65
 -
 -
 -2,9
 57,65

21
 x
 53
 1,50
 1,50
 3,00

793570-00-4
 910 IF Cr *
 911 IF P
 947 EX

803500-00-1

80,00
 -
 -

793570-50-4

803500-50-1

80,50
 -
 -

Astra G / Vectra B
Zafira A 1.8i 16V
 Eng. X 18 XE 1
Astra G / Vectra B
Vectra C 1.8i 16V
 Eng. Z 18 XEL
 1796 ccm
 81-85 kW (110-116 PS)

97-00 **80,50**
 4

1,20
 1,20
 2,00

793549-00-4
 910 Nit S
 931 P
 3PC Nit

-
 80,50

-
 -

Astra G / Astra H
Astra H 1.8i 16V
Corsa C / Meriva A
Signum / Tigra B
Vectra B / Vectra C
Vectra C 1.8 i
Zafira A 1.8i 16V
Zafira B 1.8i
 Eng. Z 18 XE / XER
 1796 ccm
 90-103 kW (122-140 PS)

00-
 04-
 06-
 05-

793549-50-4

-
 81,00

-
 -

Astra / Calibra
Vectra 1.8
 Eng. C 18 XE / C 18 XEL
 Eng. X 18 XE
 1796 ccm
 85-92 kW (115-125 PS)

93-01 **81,60**
 4

1,50
 1,50
 3,00

793541-00-2
 910 IF Cr P S
 931 P
 3PC Cr

-
 81,60

-
 -

793541-50-2

-
 82,10

-
 -

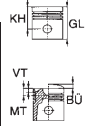
Calibra / Omega
Vectra 2.5i
 Eng. C 25 XE / X 25 XE
 2498 ccm
 125 kW (170 PS)

93-00



MODEL / ENGINE

YEAR

Dia.
CYLVT
MT

Ø x L



SM-REF



SM-REF.

Piston
Dia.

SM-REF.



SM-REF.

OPEL

Vivaro 2.0Eng. F4R 720
1998 ccm
88 kW (120 PS)

01-

82,70
41,20
1,50
2,00**791143-00-4**
910 IF Nit S
931 P
3PC Nit

-

82,70

-

-

Ascona C 1.8 E**Ascona C Hatchb. 1.8 E****Ascona C 1.8i****Ascona C Hatchb. 1.8i****Astra F 1.8i****Astra F Estate 1.8****Astra F Hatchb. 1.8****Astra F Estate 1.8i****Astra F Hatchb. 1.8i****Kadett D 1.8 GT/E****Kadett E 1.8****Kadett E Hatch. 1.8 GSI****Kadett E 1.8i****Kadett E Box 1.8i****Kadett E Estate 1.8i****Kadett E Hatchb. 1.8i****Manta B / CC 1.8 S****Omega A 1.8 S****Omega A Estate 1.8 S****Rekord E 1.8 S****Rekord E Estate 1.8 S****Vectra A 1.8 S****Vectra A 1.8i CAT****Vectra A Hatchb. 1.8i**

Eng. 18 SV / 18 NZ / 18 SEH

Eng. 18 SE / E / S

Eng. C 18 NE C 18 NT

1796 ccm

65-85 kW (88-116 PS)

85-86

84,80

4

1,50
1,50
3,00**793534-00-4**
910 IF Cr P S
931 P
3PC Cr

-

84,80

-

-

Ascona C 1.8**Ascona C Hatchb. 1.8****Kadett E 1.8 S****Kadett E Estate 1.8 S****Kadett E Hatchb. 1.8 S****Kadett E Hatchb. 1.8i****Omega A 1.8****Omega A Estate 1.8 N****Omega A 1.8 N****Omega A Estate 1.8 N****Vectra A 1.8 S / 4x4****Vectra A Hatchb. 1.8 S**

Eng. 18 NV / E 18 NVR

Eng. E 18NV / S 18 NV

1796 ccm

60-74 kW (82-101 PS)

85-88

85-88

87-91

87-91

87-91

85-91

87-94

87-94

86-87

86-87

88-89

88-89

-

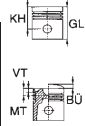
-

-

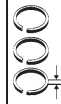


MODEL / ENGINE

YEAR

Dia.
CYLVT
MT

Ø x L



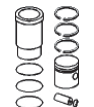
SM-REF



SM-REF.

Piston
Dia.

SM-REF.



SM-REF.

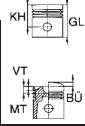
OPEL

Ascona C 2.0i	86-88	86,00				793535-00-4	-	86,00	-	-
Ascona C Hatchb. 2.0i	86-88	4			1,50	910 IF Nit S				
Kadett E 2.0i	87-91				1,50	931 P				
Kadett E Convert. 2.0i	86-93				3,00	3PC Cr P				
Kadett E Estate 2.0i	87-91									
Kadett E Hatchb. 2.0	86-91					793535-50-4	-	86,50	-	-
Vectra A 2.0i / 4x4	88-90									
Vectra A Hatchb. 2.0i	88-90									
Eng. 20 NE										
Omega A 2.0 / Estate	86-94									
Omega B 2.0	94-00									
Eng. 20 SE										
Ascona C 2.0i GT	87-88									
Ascona C Hatchb. 2.0i										
Kadett E Hatchb. 2.0	86-91									
Vectra A 2.0i / 4x4	88-92									
Vectra A Hatchb. 2.0i	88-95									
Eng. 20 SEH										
Kadet E Convertible 2.0	90-92									
Eng. 20 SER										
Kadett E Hatchb. 2.0	87-91									
Eng. 20 XE										
Calibra A 2.0i Turbo 4x4	92-97									
Vectra A 2.0i Turbo 4x4	94-95									
Eng. C 20 LET										
Ascona C 2.0i CAT	86-88									
Ascona C Hatchb. 2.0i										
Astra F 2.0i	92-98									
Astra F Convertible 2.0i	93-94									
Astra F Estate 2.0i	91-94									
Astra F Hatchb. 2.0i	91-98									
Calibra A 2.0i / 4x4	90-97									
Frontera A Sport 2.0i	92-98									
Kadett E 2.0i CAT	87-91									
Kadett E Convert. 2.0i	86-93									
Kadett E Estate 2.0i	87-91									
Kadett E Hatchb. 2.0	86-91									
Omega A / Estate 2.0i	86-94									
Vectra A 2.0i CAT / 4x4	89-95									
Vectra A Hatchb. 2.0 i										
Eng. 20 NE										
Astra F Estate 2.0i	93-98									
Astra F Hatchb. 2.0 GSI	91-98									
Calibra A 2.0i / 4x4	90-94									
Kadett E Hatchb.2.0GSI	88-91									
Vectra A 2000/GT 4x4	90-95									
Vectra A Hatchb. 2.0	89-95									
Eng. C 20 XE										
1998 ccm										
85-150 kW (115-204 PS)										
Omega B 3.0	94-01									
Omega B Estate 3.0	94-01									
Sintra 3.0i	96-99									
2962ccm										
155 kW (211 PS)										



MODEL / ENGINE

YEAR

Dia.
CYLVT
MT

Ø x L



SM-REF



SM-REF.

Piston
Dia.

SM-REF.



SM-REF.

OPEL

Astra / Calibra
Omega / Vectra
Eng. C 20 XEV
1998 ccm
82-100 kW (112-136 PS)

94-97
94-0086,00
430,4
-
-2
-3,16
55,421
x
61,51,50
1,50
3,00

793535-00-4
910 IF Nit S
931 P
3PC Cr P

803516-00-1

86,00

-

-

793535-50-4

803516-50-1

86,50

-

-

Astra
Speedster
Zafira
Eng. Y 20 LET / Z 20 LER
Eng. Z 20 LET
1998 ccm
140-147 kW (190-200 PS)

00-03-02-

86,00
41,20
1,50
2,50

793562-00-4
910 Nit S
931 P
3PC Cr

-

86,00

-

-

793562-50-4

-

86,50

-

-

Frontera
Omega
Speedster
Eng. Y 22 SE / Y 22 XE
Eng. Z 22 SE / Z 22 XE
2198 ccm
100 -108 kW (136-147 PS)

97-03
99-03
00-

OPEL DIESEL

Eng. Z 13 DT
Agila / Corsa
Combo / Tigra
Meriva
1247 ccm
51-55 kW (69-75 PS)

03-04-05-

69,60
440,43
-
-
-12,4
63,43
-
MØ=37
-23
x
562,00
1,50
2,00

792096-00-4
910 Cr *
911 P
947 EX Nit S

802021-00-1
RT

69,60

-

-

792096-40-4

802021-40-1

70,00

-

-

Eng. A 13 DTC / DTE / DTR
Eng. A 13 FD / Z 13 DTE
Astra-J 1.3 CDTI
Combo 1.3 CDTI
Corsa-D 1.3 CDTI
Meriva-B 1.3 CDTI
1248 ccm
66-70 kW (90-95 PS)

09-12-06-10-

69,60
41,50
1,50
2,00

792071-00-4
910 CCL *
911 P
947 EX Nit S

-

69,60

-

-

Eng. 15 D (4EC1)
Eng. 15 DT (T4EC1)
Eng. X 15 DT (T4EC1)
Corsa A Box 1.5 D
Corsa A Hatchb. 1.5 D / TD
Corsa A TR 1.5 D / TD
Corsa B 1.5 D / TD
Kadett E 1.5 TD
Kadett E Estate 1.5 TD
Kadett E Hatchb. 1.5 TD
1488 ccm
37-49 kW (50-67 PS)

88-87-89
87-93
87-92
93-00
88-91
88-9176,00
42,00
1,50
3,00

793503-00-4
910 Cr *
911 P
947 EX Cr

-

76,00

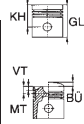
-

-



MODEL / ENGINE

YEAR

Dia.
CYL

Ø x L



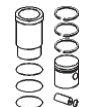
SM-REF



SM-REF.

Piston
Dia.

SM-REF.



SM-REF.

OPEL DIESEL**Eng. TC 4 EE 1****Eng. X 17 DT**

Astra / Vectra

1700 ccm

60 kW (82 PS)

92-

79,00

39,7

27

x

2,00

793540-00-4

803540-00-1

79,00

-

-

92-

4

-

63,5

1,50

910 IF Cr *

RT

930 P

947 EX Cr

793540-50-4

-

79,50

-

-

NEW

793540-10-4

-

80,00

-

-

Eng. A 16 FDH / A 16 FDL

Combo 1.6 CDTI

1598 ccm

66-74 kW (90-110 PS)

12-

79,50

4

-

1,50

1,50

2,00

792087-00-4

-

79,50

-

-

NEW

910 CCL *

931 P

947 EX Cr *

Eng. 16 D / D16 DA

Ascona C 1.6 D

Ascona C Hatchb. 1.6 D

Kadett D 1.6 D / Estate 1.6 D

Kadett E 1.6 D

Kadett E Box 1.6 D

Kadett Estate 1.6 D

Kadett E Hatchb. 1.6 D

Kadett E Combo 1.6 D

Kadett E Estate 1.6 D

1598 ccm

40 kW (54 PS)

82-88

80,00

4

44,95

-

-

-1,5

76,95

-

-

-

-

-

-

-

26

x

65

2,00

3,00

793530-00-4

803501-00-1

80,00

953510-4

-

910 Cr *

911 P

947 EX Cr

RT / HA

A=83

L=143,5

H=4,5

C=84,9

semi

793530-50-4

803501-50-1

80,50

-

-

-

803501-10-1

81,00

-

-

Eng. F8Q 600 / F8Q 606

Arena Box 1.9 D

Arena Combi 1.9 D

1870 ccm

44 kW (60 PS)

98-01

98-01

-

-

-

-

-

-

-

-

-

-

-

-

Eng. M 51 D25WA**Eng. U25 TD / X 25 TD**

Omega

Omega 2.5 TD

Omega B 2.5 D

Omega B 2.5 TD

Omega B Estate 2.5 TD

2498 ccm

85-105 kW (115-146 PS)

94-97

94-

94-99

94-03

94-01

80,00

6

-

-

-

-

-

-

-

-

-

-

3,00

1,75

3,00

790720-00-6

-

80,00

-

-

914 Cr *

911 IF U P

947 EX Cr

Eng. F8Q 600 / 606

Arena Box 1.9 D

Arena Combi 1.9 D

1870 ccm

44 kW (60 PS)

98-01

80,00

4

-

-

-

-

-

-

2,00

2,00

3,00

793829-00-4

-

80,00

-

-

910 Cr *

911 IF U

947 EX Cr

793829-50-4

-

80,50

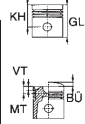
-

-

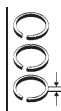


MODEL / ENGINE

YEAR

Dia.
CYLVT
MT

Ø x L



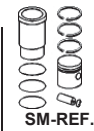
SM-REF



SM-REF.

Piston
Dia.

SM-REF.



SM-REF.

OPEL DIESEL**Eng. M 51 D25WA****Eng. U 25 TD****Eng. X 25 TD**

Omega

Omega 2.5 TD

Omega B 2.5 D

Omega B 2.5 TD

Omega B Estate 2.5 TD

2498 ccm

85-105 kW (115-146 PS)

94-97
94-
94-99
94-03
94-01**80,00**
63,00
1,75
3,00**790701-00-6**
914 Cr *
911 IF U P
947 EX Cr

-

80,00

-

-

Eng. F9Q

Vivaro / Movano 1.9 DTI

1870 ccm

58-74 kW (79-101 PS)

01-

80,00
4
47,06
-
-17,8
77,4
MØ=3828
x
60
T2,50
2,00
3,00**793843-00-4**
910 IF Cr *
911 IF U
947 EX Cr**803823-00-1**
RT / AK

80,00

-

-

793843-50-4**803823-50-1**

80,51

-

-

Eng. Z 19 DTH**Eng. Z 19 DTJ**

Astra / Signum / Vectra

Zafira 1.9 CDTI

1910 ccm

88-110 kW (120-150 PS)

04-

82,00
42,00
2,00
2,00**793569-00-4**
910 Cr *
911 IF U P
947 EX Nit S

-

82,00

-

-

Eng. Z 19 DT**Eng. Z 19 DTL Euro 4**

Astra-H 1.9 CDTI

Signum 1.9 CDTI

Vectra-C 1.9 CDTI

Zafira-B 1.9 CDTI

1910 ccm

74-88 kW (101-120 PS)

04-
04-
04-
05-**82,00**
4
46,5
-
-17,5
72,5
-
MØ=37,5
-26
x
612,00
2,00
2,00**792098-00-4**
910 Cr *
931 P
947 EX Nit S**802023-00-1**
RT

NEW

792098-40-4**802023-40-1**

NEW

82,00

-

-

82,40

-

-

Eng. 17 D / 17 DR

Astra F 1.7 D / Estate 1.7 D

Astra F Hatchback 1.7 D

Astra F Van 1.7 D

Kadett E 1.7 D / Box 1.7 D

Kadett E Combo 1.7 D

Kadett E Estate 1.7 D

Kadett E Hatchback 1.7 D

Vectra A 1.7 D

Vectra A Hatchback 1.7 D

1699 ccm

42-50 kW (57-68 PS)

91-98
92-99
89-92
89-94
89-91
88-92
88-92**82,50**
4
44,95
-
-1,6
-2,6
72,9526
x
652,00
2,00
3,00**793533-00-4**
910 Cr *
911 P
947 EX Cr**803509-00-1**
RT / HA

82,50

953509-4
A=85,5
L=143,5
H=4,5
C=87,4
semi

-

793533-50-4**803509-50-1**

83,00

-

-

793533-10-4

-

83,50

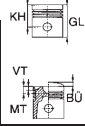
-

-



MODEL / ENGINE

YEAR

Dia.
CYLVT
MT

Ø x L



SM-REF



SM-REF



SM-REF.

Piston
Dia.

SM-REF.



SM-REF.

OPEL DIESEL**Eng. X 17 DTL**

Astra F 1.7 D / TD
Astra F Classic Hatchb. 1.7 TD
Astra F Estate 1.7 D / TD
Astra F Hatchb. 1.7 D / TD
Astra F Van 1.7 TD
Astra G Box 1.7 TD
Astra G Estate 1.7 TD
Astra G Hatchb. 1.7 TD
Astra G Saloon 1.7 TD
1699 ccm
50 kW (68 PS)

94-98
98-00
94-98
94-98
94-99
99-05
98-00
98-00

82,50
4

2,00
2,00
3,00

793533-00-4
910 Cr *
911 P
947 EX Cr

-
-
-

82,50
83,00
83,50

-
-
-

-
-
-

Eng. Z 20 DMH**Eng. Z 20 S****Eng. Z 20 DM**

Antara 2.0 CDTI
Antara 2.0 CDTI 4x4
1956 ccm
93-110 kW (127-150 PS)

06-
06-

83,00
4

2,00
2,00
3,00

793580-00-4
916 Nit S
911 P
947 EX Cr P

-
-
-

83,00

-
-
-

-
-
-

Eng. A 20 DT Euro 5**Eng. 20 DTC Euro 5****Eng. A 20 DTE Euro 5****Eng. A 20 DTH Euro 5****Eng. A 20 DTJ Euro 5****Eng. A 20 DTL Euro 5****Eng. A 20 DTR Euro 5****Eng. A 20 FD Euro 5****Eng. Y 20 DTJ****Eng. Z 20 DTJ**

Astra GTC J 2.0 CDTI
Astra GTC J 2.0 BiTurbo CDTI
Astra J 2.0 CDTI
Astra J 2.0 BiTurbo CDTI
Astra Sports Tourer 2.0
BiTurbo CDTI
Astra Sports Tourer 2.0 BiTu.
Cascada 2.0 CDTI
Combo Box Body/Estate 2.0 CDTI
Combo Tour 2.0 CDTI
Insignia 2.0 Biturbo CDTI / 4x4
Insignia 2.0 CDTI / 4x4
Insignia Saloon 2.0 CDTI / 4x4
Insignia Sports Tourer 2.0
Biturbo CDTI / 4x4
Zafira C 2.0 BiTurbo / CDTI
1956 ccm
81-140 kW (110-190 PS)

11-
09-
12-
10-
13-
12-
12-
08-
08-
11-

83,00
4

1,50
1,50
2,00

793509-00-4
910 CCLP *
931 P
947 EX Cr *

-
-
-

83,00

-
-
-

-
-
-

793509-40-4

-










83,40

-

-



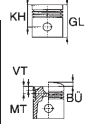
MODEL / ENGINE

YEAR	 Dia. CYL	 KH GL VT MT	 Ø x L		 SM-REF	 SM-REF.	 Piston Dia.	 SM-REF.	 SM-REF.	
OPEL DIESEL										
Eng. X 20 DTL										
Astra F Classic Hatchb. 2.0 DI	98-00	84,00 4			2,00	793550-00-4 910 IF Cr *	-	84,00	-	-
Astra G Box 2.0 DI	99-05				1,75	911 P				
Astra G Estate 2.0 DI	98-04				3,00	947 EX Cr				
Astra G Hatchb. 2.0 DI	98-05									
Astra G Saloon 2.0 DI	98-05									
Vectra B 2.0 DI 16 V	96-02									
Vectra B Hatchb. 2.0 DI 16 V										
Zafira 2.0 DI 16 V	99-05									
1896 ccm										
60 kW (81 PS)										
Eng. Y 20 DTL										
Astra G Estate 2.0 DI	98-04									
Astra G Hatchb. 2.0 DI	98-05									
Astra G Saloon 2.0 DI	98-05									
1995 ccm										
60 kW (81 PS)										
Eng. X 20 DTH										
Astra F Classic Hatchb. 2.0	97-	84,00 4			2,50	793552-00-4 914 Cr *	-	84,00	-	-
Astra G Estate / Hatchb. Saloon 2.0 DTI 16V	99-05				1,75	931 P				
Omega B 2.0 DTI	97-00				3,00	947 EX Cr P				
Omega B Estate 2.0 DTI 16V										
Vectra B 2.0 DTI 16V										
Vectra B Estate / Hatchb. 2.0 DTI 16V										
1998 ccm										
74 kW (100 PS)										
Eng. X 22 DTH										
Frontera B 2.2 DTI	98-02	84,00 4			2,50	793567-00-4 910 Nit S	-	84,00	-	-
Sintra 2.2 DTI	97-99				1,75	931 P				
2172 ccm					3,00	947 EX Cr P				
85 kW (115 PS)										
Eng. X 20 DTH										
Astra F/G 2.0 DTI	99-05									
Omega B / Vectra B 2.0 DTI	97-03									
1998 ccm										
74 kW (100 PS)										



MODEL / ENGINE

YEAR

Dia.
CYLVT
MT

Ø x L



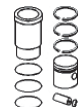
SM-REF



SM-REF.

Piston
Dia.

SM-REF.



SM-REF.

OPEL DIESEL**Eng. Y 20 DTH**

Astra G Estate / Hatchb.

99-04

84,00

4

Saloon 2.0 DTI 16V

Signum 2.0 DTI

03-

Vectra B 2.0 DTI 16V

97-02

Vectra B Estate 2.0 DTI 16V

97-03

Vectra Hatchback 2.0 DTI 16V

Vectra C 2.0 DTI 16V

02-

Vectra C Estate 2.0 DTI

03-

Vectra C GTD 2.0 DTI 16V

02-

Zafira 2.0 DTI 16V

00-05

1995 ccm

74 kW (100 PS)

1,75

1,75

3,00

793555-00-4

910 IF Cr *

931 P

947 EX Cr

-

84,00

-

-

Eng. X 22 DTH**Eng. Y 22 DTH****Eng. Y 22 DTR**

Astra G Convertible / Coupe

02-05

Estate / Hatchb. / Saloon 2.2 DTI

02-05

Frontera B 2.2 DTI

98-02

Frontera B 2.2 DTI

02-

Omega B 2.2 DTI 16V

00-03

Omega B Estate 2.2 DTI 16V

00-03

Sintra 2.2 DTI

97-99

Signum 2.2 DTI

03-

Vectra B 2.2 DTI 16V

00-02

Vectra B Estate / Hatchb.

00-03

2.2 DTI 16V

Vectra C 2.2 DTI 16V

02-

Vectra C Estate 2.2 DTI

03-

Vectra C GTS 2.2 DTI 16V

02-

Zafira 2.2 DTI 16V

02-05

2172 ccm

85-92 kW (115-125 PS)

84,00

4

2,50

2,00

2,00

793854-00-4

913 Cr P *

931 P

947 EX Cr *

-

84,00

-

-

Vivaro Box 2.0 CDTI

06-

Vivaro Combi 2.0 DCTI

06-

Vivaro Platform/Chassis 2.0 CDTI

06-

1995 ccm

66-84 kW (90-114 PS)

Eng. M9T**670 / 672 / 686 / 690 / 698**

Euro 5

Movano B 2.3 CDTI 100 / 125 / 150

10-

Eng. M9T**676 / 692 / 694 / 696**

Euro 4

Movano B 2.3 CDTI 100 / 125 / 150

10-

Eng. M9T 678 / 680

Movano 2.3 CDTI 150

10-

2298 ccm

74-107 kW (101-146 PS)

85,01

4

47,88

-

-

-16,2

76

-

MØ=50

32

x

65

2,50

2,00

2,00

793804-00-4

913 Cr *

911 IF UP

947 Nit S

803848-00-1

RT / KK

85,01

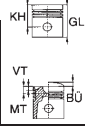
-

-



MODEL / ENGINE

YEAR

Dia.
CYLVT
MT

Ø x L



SM-REF



SM-REF.

Piston
Dia.

SM-REF.



SM-REF.

OPEL DIESEL**Eng. 20D**Ascona-B 2.0 D
Rekord 2.0 D
1998 ccm
40-43 kW (54-58 PS)78-81
74-82**86,50**
42,00
2,00
4,00***NEW***
793522-00-4
910 Cr *
931 P
947 EX Cr
NEW
793522-50-4

-

86,50

-

-

Eng. G9T 720 / 722Movano Box DTI / Combi DTI
Dumptruck DTI / Flatbed
2188 ccm
66 kW (89-90 PS)

00-

87,00
43,00
1,75
2,50**793849-00-4**
913 Cr *
931 P
947 EX Nit S

-

87,00

-

-

Rekord / Blitz

2100 ccm

88,00
42,00
2,00
2,00
5,00**793542-00-4**
910 Cr P *
911 IF P
930 IF P
948 EX P

-

88,00

-

-

Eng. LD 21Rekord D / Blitz D
2068 ccm
44 kW (60 PS)

72-79

88,00
42,00
2,00
4,00**793523-00-4**
910 Cr P *
930 IF P
947 EX P

-

88,00

-

-

Eng. C223Campo 2.2 D
2238 ccm
39-54 kW (53-73 PS)

83-91

88,00
4

-

88,00

-

-

Eng. G9U 630 / 632 / 650Euro 4
Vivaro Combi / Flatbed
Chassis 2.5 DCTI
Movano Combi / Dumtruck
Flatbed / Chassis 2.5 CDTI
2464 ccm
84-107 kW (101-146 PS)06-
06-**89,00**
43,00
1,75
2,50**793850-00-4**
913 Cr *
931 P
947 EX Nit S
793850-50-4

-

89,00

-

-

Eng. G9U 720 / 724 / 750
Eng. G9U 754Euro 3
Movano Box / Combi / Flatbed
Chassis / Dumtruck 2.5 DTI
Dumptruck
2463 ccm
73-85 kW (99-116 PS)

01-

89,00
42,50
1,75
2,50**793851-00-4**
910 IF Cr *
931 P
947 EX Nit S

-

89,00

-

-

Eng. G9U 730Vivaro Box / Combi 2.5 DTI
2463 ccm
99 kW (135 PS)

03-

89,00
4**793851-50-4**

-

89,50

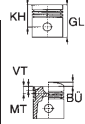
-

-



MODEL / ENGINE

YEAR

Dia.
CYLVT
MT

Ø x L



SM-REF



SM-REF.



SM-REF.

Piston
Dia.

SM-REF.



SM-REF.

OPEL DIESEL

Eng. XDP 90

Blitz 2.1
2112 ccm

68-70

90,00
42,00
2,00
2,00
4,50793708-00-2
910 Cr P
911 P
930 P
947 EX Cr P

-

90,00

-

-

Eng. 23 D

Rekord E 2.2 D
Rekord E Estate 2.2 D
2260 ccm
48 kW (65 PS)78-86
78-8692,00
42,00
2,00
4,00793527-00-4
910 Cr *
931 IF P
947 EX Cr

NEW
793527-10-4

-

92,00

953511-4
A=95
L=172
H=4,55
C=97
semi

-

Eng. 25 TDS (VM41B)

Frontera A 2.5 TDS
Frontera A Sport 2.5 TDS
2500 ccm
85 kW (116 PS)

96-98

92,00
42,50
2,00
4,00793536-00-4
916 Cr *
911
947 EX Cr

-

92,00

-

-

Eng. S8U S758

Arena 2.5 D
2499 ccm
55 kW (75 PS)

97-01

93,00
43,00
2,00
3,00792002-00-4
910 Cr P *
931 P
947 EX Cr

-

93,00

-

-

792002-40-4

-

93,40

-

-

Eng. 8140.23.2585

Eng. 8140.23.3700

Eng. 8140.43.2585

Eng. 8140.43.3700

Movano
2800 ccm
84 kW (114 PS)

99-

94,40
43,00
2,00
3,00792090-00-4
914 Cr P *
911 IF
947 EX Nit

up to Eng. No.
2572279

-

94,40

-

-

Eng. S9W 700 / 702

Movano Box 2.8 DTI
Movano Combi 2.8 DTI
Movano Dumptruck 2.8 DTI
Movano Flatbed
Chassis 2.8 DTI
2799 ccm
84 kW (114 PS)99-01
98-01
99-01
98-0194,40
42,50
2,00
2,50792091-00-4
914 Cr *
911 IF
947 Nit S

792091-40-4

from Eng. No.
2572280

-

94,40

-











-

-

94,80









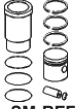
-

-

 MODEL / ENGINE	YEAR	 Dia. CYL	 VT MT	 Ø x L		 SM-REF	 SM-REF.	 Piston Dia.	 SM-REF.	 SM-REF.
PEGASO										
Eng. 1G / CP (D24 Eng.) 2383 ccm	87-	76,50 6			1,75 2,00 3,00	795084-00-1 910 Cr * 911 IF U Cr 947 EX Cr	-	76,50	-	-
Eng. D2542 MTE 20911 ccm		125,00 V12			3,50 3,00 3,00 5,00	793125-00-1 914 Cr P * 911 P 931 P 947 EX Cr	-	125,00	-	-
Eng. 96 R 11 EX 1236.38 R / 1236.38 T Troner 11945 ccm 265 kW (360 PS)	88-	130,00 6			3,50 3,00 4,00	795259-00-1 914 Cr P * 911 IW U Cr 947 EX Cr	-	130,00	-	-
PERKINS										
Eng. 3.152 / D 3.152 2500 ccm 22-33 kW (30-45 PS)		91,48 3/4/6			2,38 2,38 3,16	793604-00-1 911 P 911 P 930 P	-	91,48	-	-
Eng. 4.203 3335 ccm 44 kW (60 PS)	62-				6,33 6,33	946 P 946 P	-		-	-
Eng. 6.305 5000 ccm 33-66 kW (45-90 PS)	60-						-		-	-
Eng. 3.152 2490 ccm 22-33 kW (30-45 PS)	60-	91,48 3			2,38 2,38 2,38	793606-00-1 910 Cr P 911 P 911 P	-	91,48	-	-
Eng. 4.203 3335 ccm 44 kW (60 PS)	60-	91,48 4			6,33 6,33	947 EX Cr P 946 P	-		-	-
Eng. 6.305 5000 ccm 33-66 kW (45-90 PS)	60-	91,48 6					-		-	-
Eng. 3.152 2490 ccm 22-33 kW (30-45 PS)		91,48 3			2,38 2,38 2,38	793611-00-1 910 Cr P 911 P 911 P	-	91,48	-	-
Eng. 4.203 3335 ccm 44 kW (60 PS)		91,48 4			4,74	947 EX Cr P	-		-	-
Eng. AD3.152 2499 ccm		91,48 3					-		-	-



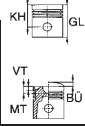
MODEL / ENGINE

	YEAR	 Dia. CYL	 VT MT	 Ø x L		 SM-REF	 SM-REF.	 Piston Dia.	 SM-REF.	 SM-REF.
PERKINS										
Eng. 3.152 / D 3.152 2490 ccm / 2500 ccm 22-33 kW (30-45 PS) from Eng. No. 1935854	60-	91,48 3	57,2 - - 107,9	31,75 x 75,3	2,38 2,38 3,16 6,33 6,33	793624-00-1 910 Cr P 911 P 930 P 947 EX Cr P 946 P	803606-00-1	91,48	953606-1 A=93,73 L=215,9 H=3,81 C=96,72 semi	-
Eng. 4.203 3335 ccm 44 kW (60 PS) from Eng. No. 2939037	60-	91,48 4								
Eng. 6.305 5000 ccm	60-	91,48 6								
Stationary engine Eng. 3.152 2500 ccm		91,48 3			2,38 2,38 2,38	793630-00-1 910 Cr P 911 P 911 P	-	91,48	-	-
Tractor engine Eng. 4.203 3300 ccm		91,48 4			6,35	947 EX Cr P				
Eng. D / AD 3.152 2500 ccm		91,48 3			2,38 2,38 4,74	793633-00-3 910 Cr P 911 Fe 947 EX Cr P	-	91,48	-	-
Eng. 4.165 2710 ccm 37-48 kW (50-65 PS)	75-76	92,00 4			2,00 2,50 4,00	793625-00-4 910 Cr * 911 947 EX Cr	-	92,00	-	-
Eng. 4.212 / 4.236 D 39 C 3475 ccm 44-60 kW (64-80 PS)	69-	98,48 4	76,5 - -19,2 127,3	34,925 x 84,1	2,38 2,38 2,38 6,33	793609-00-2 910 IF Cr 910 IW P 910 IW P 947 EX Cr	803601-00-1	98,48	953601-1 A=103,25 L=227,4 H=3,81 C=106,4 F=0,81	813601-1
								98,48	953604-1 A=103,26 L=227,28 H=3,86 C=106,43 F=0,83 semi	-
Eng. T4.236 / T4.38 3864 ccm 49-58 kW (66-79 PS)		98,48 4	70,25 - -19,95 108,25	38,1 x 82,8	3,16 2,38 4,74	793627-00-1 916 Cr * 910 IW P 947 EX Cr	803602-00-1 RT	98,48	953601-1 A=103,25 L=227,4 H=3,81 C=106,4 F=0,81	813602-1



MODEL / ENGINE

YEAR

Dia.
CYL

Ø x L



SM-REF



SM-REF.

Piston
Dia.

SM-REF.



SM-REF.

PERKINS**Eng. 6.354 / V**

5800 ccm

71-87 kW (97-118 PS)

61-

98,48
670,1
-
-25,7
120,7
MØ=5434,925
x
84,12,38
2,38
2,38
6,33
6,33**793608-00-2**
910 IF Cr
910 IW P
910 IW P
947 P
946 P**803603-00-1**

98,48

953601-1
A=103,25
L=227,4
H=3,81
C=106,4
F=0,81**813603-1**

98,48

953603-1
A=103,25
L=227,4
H=3,81
C=106,4
F=0,81

-

Eng. AD 4.236 / D 39 C

Volvo

3864 ccm

57,5/59 kW (78/80 PS)

98,48
42,38
2,38
2,38
6,33
6,33**793610-00-2**
910 IW P
910 IW P
910 IW P
947 P
946 P

-

98,48

-

-

Eng. 6.354 / V

5800 ccm

71,5-87 kW (97-118 PS)

98,48
6**Eng. AD 4.236**

3864 ccm

48-60 kW (65-82 PS)

98,48
470,3
-
-20,4
121,1
-
MØ=61
-34,925
x
842,38
2,38
2,38
6,33
6,33**793620-00-2**
910 IF Cr
910 IW P
910 IW P
947 EX Cr
946 P**803611-00-1**
NEW

98,48

953604-1
A=103,26
L=227,28
H=3,86
C=106,43
F=1
semi

-

793620-75-2

-

99,23

-

-

793620-10-2

-

99,48

-

-

Eng. 4.236 / A 4.236**Eng. AD 4.236**

3864 ccm

57-59 kW (78-80 PS)

61-

98,48
42,38
2,38
4,74**793626-00-2**
910 IF Cr
910 IW P
947 EX P

-

98,48

-

-

Eng. 6.354 / A 6.354.4

5800 ccm

67-87 kW (91-118 PS)

75-

98,48
6**793626-25-2**

-

98,73

-

-

Eng. 6.354.1 / 6.354.2

5794 ccm

71-85 kW (97-115 PS)

69-

98,48
63,16
2,38
2,38
6,33
6,33**793615-00-2**
910 Cr *
910 IW P
910 IW P
947 EX Cr
946 P

-

98,48

-

-

793615-10-2

-

99,48

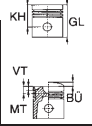
-

-



MODEL / ENGINE

YEAR

Dia.
CYL

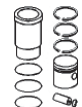
SM-REF



SM-REF.

Piston
Dia.

SM-REF.



SM-REF.

PERKINS

Eng. 4.40

3990 ccm

100,00

4

70,02

-

-

34,92

x

84,1

T

2,50

2,50

4,00

793638-00-1

910 Cr *

911 P

947 EX Cr

803609-00-1

RT

100,00

953609-1

A=104,28

L=226,60

H=3,86

C=107,442

-

Eng. 1006-6

5985 ccm

96 kW (131 PS)

100,00

6

-20,14

108,02

MØ=55,3

Eng. 1004-4 T / TW

Phaser 110 T / 120 Ti / 160Ti

180 Ti

4000 ccm

100,00

4

3,00

2,50

4,00

793613-00-2

916 Cr P *

911 P

947 EX Cr

-

100,00

-

-

Eng. 1006-6 T / TW

6000 ccm

100,00

6

Eng. T 4.40

Engine

3990 ccm

82-88 kW (112-120 PS)

92-

100,00

4

70,3

-

-

-21,7

108,3

-

MØ=52,8

39,7

x

78

T

3,50

2,50

4,00

793614-00-2

916 IW Mo *

931 P

947 EX Cr

803610-00-1

RT

100,00

953612-1

A=104,26

L=227,40

H=3,85

C=107,44

F=0,5

semi

-

Eng. T 6.60

Engine

5984 ccm

88-154 kW (120-210 PS)

94-

100,00

6

Eng. 1004-4

3990 ccm

63 kW (86 PS)

100,00

4

3,50

2,50

3,50

793639-00-2

914 IW Mo *

931 P

947 EX Cr P

-

100,00

-

-

Eng. 1006-60 Euro 1

5984 ccm

79 kW (107 PS)

100,00

6

Eng. 1006-6

5985 ccm

96 kW (131 PS)

Eng. 4.248

4064 ccm

53-61 kW (72-83 PS)

69-82

101,05

4

70,2

-

-

-21

121

MV=3,2

34,925

x

84,1

2,38

2,38

2,38

6,33

793621-00-2

910 Cr *

911

911

947 EX Cr

803604-00-1

101,05

953602-1

A=104,20

L=227,3

H=3,80

C=107,4

F=0,85

-

Eng. 4.248

4064 ccm

53-61 kW (72-83 PS)

82-

101,05

4

70,2

-

-

-21

121

34,925

x

84,1

2,50

2,50

5,00

793629-00-2

910 IW Cr *

931 P

947 EX Cr

803605-00-1

101,05

-

-

Eng. 4.248.2

4067 ccm

60 kW (82 PS)

101,05

4

2,50

2,50

5,00

793629-00-2

910 IW Cr *

931 P

947 EX Cr

-

101,05

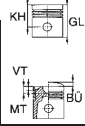
-

-



MODEL / ENGINE

YEAR

Dia.
CYLKH
GL
VT
MT

Ø x L



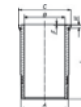
SM-REF



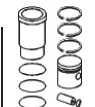
SM-REF



SM-REF.

Piston
Dia.

SM-REF.



SM-REF.

PERODUA

Alza
Myvi SE
Eng. 3SZ-VE
1495 ccm
80 kW (108 PS)

09-
11-
72,00
4

1,20
1,20
2,00
910 IF Cr S
931 P
3PC Nit P

NEW
799612-50-4

-
72,00

-
-

PETTER

Eng. PH 1+2
659 ccm

87,31
1

2,38
910 IW Cr P

2,38
911 P

Eng. PJ 1W+2W
1318 ccm

87,31
3

2,38
911 P
4,74
947 P

794301-50-1

794301-10-1

-
87,31

-
-

PEUGEOT

104 0.9
104 Coupe 0.9
Eng. XV3
954 ccm
24 kW (32 PS)

72-79
73-83
70,00
4

2,00
2,00
4,00
910 IF Cr
931 P
3PC Cr

793701-00-4

-
70,00

-
-

104 0.9
104 Coupe 0.9
Eng. XV5
954 ccm
26 kW (35 PS)

79-83
73-83

104 1.0
205 1.0
Eng. XV8 (108C)
954 ccm
33 kW (45 PS)

83-88
83-87

106
205
Eng. TU9 / TU9 M / TU9 Z
954 ccm
33 kW (45 PS)

92-
88-
70,00
4

1,50
1,50
3,00
910 IF Cr S
911
3PC Cr

793703-00-4

-
70,00

-
-

107
Eng. 1KR-FE
998 ccm
50-53 kW (68-71 PS)

05-
71,00
3

1,00
1,00
1,50
910 IF Cr S
931 P S
3PC Cr

799601-00-3

-
71,00

-
-

106
205
306
309
Partner
Eng. TU1 K / M / Z
1124 ccm
40-44 kW (54-60 PS)

92-
88-
93-02
88-93
96-
72,00
4

1,50
2,00
3,00
910 IF Cr *
930
3PC Cr

793706-00-4

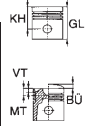
-
72,00

-
-



MODEL / ENGINE

YEAR

Dia.
CYLVT
MT

Ø x L



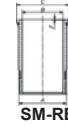
SM-REF



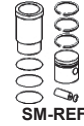
SM-REF.



SM-REF.

Piston
Dia.

SM-REF.



SM-REF.

PEUGEOT

104 / 205Eng. XW3 / XW3S / XW7
1124 ccm
42-48,5 kW (57-66 PS)

76-82

72,00
41,50
2,00
4,00**793709-00-4**
910 IF Cr *
930 P
3PC Cr

-

72,00

-

-

106**206****Partner**Eng. TU1 JP
1124 ccm
44 kW (60 PS)00-03
98-99
96-97**72,00**
427,75
-0,1
-
47,618
x
54,81,50
1,50
2,50**793754-00-4**
910 IF Cr *
931
3PC Cr**803712-00-1**

72,00

953712-4
A=79,2
L=122,5
H=5,5
C=89,2
F=0,75**813712-4****108 1.2****2008 1.2 VTi****208 1.2****301 1.2 VTi****308 II 1.2 VTi 72**Eng. EB2 / HMT (EB2D)
Eng. EB2F / EB2M
1199 ccm
53-60 kW (72-82 PS)14-
13-
12-
12-
13-**75,00**
328,8
-
-
-
46,8
-
-
-17
x
51
DLC1,00
1,00
2,00**793716-00-3**
910 Nit S
931
947 EX Nit S**803714-00-1**

75,00

-

-

793716-50-3**803714-50-1**

75,50

-

-

301 1.2 VTi 72Eng. HMY (EB2M)
1199 ccm
53 kW (72 PS)12-
326,1
2,7
-
-
46,8
-
-17
x
51
DLC1,00
1,00
2,00**793716-00-3**
910 Nit S
931
947 EX Nit S**803734-00-1**

75,00

-

-

793716-50-3**803734-50-1**

75,50

-

-

106**205****309 / 405**Eng. TU3 A
1361 ccm
44-55 kW (60-75 PS)91-96
87-92
88-93**75,00**
41,75
2,00
3,00**793738-00-4**
910 IF Cr S
931 P
946 EX P

-

75,00

-

-

793738-25-4

-

75,25

-

-

106**205****309 / 405**Eng. TU3 A
1361 ccm
44-55 kW (60-75 PS)91-96
87-92
88-93**75,00**
41,75
2,00
3,00**793768-00-4**
910 IF Cr S
931 P
3PC Cr

-

75,00

-

-

106 / 205 / 206 / 306**307 / 1007****Partner 1.4 i / Ranch**Eng. TU3 JP
1361 ccm
55 kW (75 PS)

88-05

75,00
427,75
-
-
49,93
-
-
-18
x
551,50
1,50
2,50**793755-00-4**
910 IF Cr S P
931 P
3PC Cr P**803730-00-1**

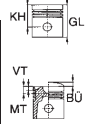
75,00

953705-4
A=79,20
L=135,20
H=90
C=89,2**813730-1**

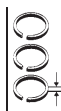


MODEL / ENGINE

YEAR

Dia.
CYLVT
MT

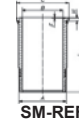
Ø x L



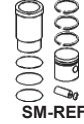
SM-REF



SM-REF.

Piston
Dia.

SM-REF.



SM-REF.

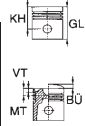
PEUGEOT

104 1.4	79-83	75,00				793817-00-4	-	75,00	-	-
104 Coupe 1.4	79-84	4			1,75	910 IF Cr S				
205 1.4	83-87				2,00	931 P				
205 Convertible 1.4 CJ	88-89				4,00	3PC Cr				
205 Convertible 1.4 CT	86-88									
205 Mk II 1.4	87-89									
Eng. XY6B (150D/150G)										
Eng. XY7 (150D/150G)										
Eng. XY8 (150B/150H)										
1360 ccm										
44-59 kW (60-80 PS)										
104 1.2	78-83									
Eng. XZ5 (129)										
1219 ccm										
42 kW (57 PS)										
1007 1.4i 16V	05-07	75,00	29,5	18		793760-00-4	803713-00-1	75,00	953705-4	813705-4
206 1.4i 16V	03-	4	-	x	1,20	910 IF Nit S			A=79,20	
207 1.4i 16V	05-		-	44,5	1,50	931 AN P			L=135,20	
307 1.4i	03-08		-		2,50	3PC Cr			H=90	
Eng. ET3 J4			52,3						C=89,2	
1361 ccm			-							
65 kW (88 PS)			-							
304	69-75	76,00				793710-00-4	-	76,00	-	-
Eng. XL3 / S		4			1,75	910 IF Cr				
1288 ccm					2,00	931 P				
48-55 kW (65-75 PS)					4,00	3PC Cr P				
207 1.6 16V Turbo	07-	77,00				793775-00-4	-	77,00	-	-
207 1.6 / RC	07-	4			1,20	910 IF Nit S				
207 1.6 VTi	07-				1,50	931 P				
2008 1.6 VTi	13-				2,00	3PC Cr P				
208 1.6	12-									
3008 1.6 VTi / THP	09-					793775-50-4	-	77,50	-	-
308 1.6	07-									
5008 1.6	09-									
508 1.6 VTi / THP	10-									
RCZ 1.6	10-									
Partner 1.6	10-									
Eng. EP6 / EP6 DT										
Eng. 5FY (EP6 DTS)										
Eng. EP6 CDT										
Eng. 5FS (EP6C)										
1598 ccm										
88-128 kW (120-175 PS)										



MODEL / ENGINE

YEAR

Dia.
CYLVT
MT

Ø x L



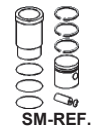
SM-REF



SM-REF.

Piston
Dia.

SM-REF.



SM-REF.

PEUGEOT

204 / 304 1.1Eng. XK5
1130 ccm
43 kW (58 PS)

75-80

78,00
41,75
2,00
4,00**793721-00-4**910 IF Cr *
911 IF P
947 EX P

-

78,00

-

-

304 1.3Eng. XL5 S
1290 ccm
55 kW (75 PS)

72-75

305 1.5Eng. XR5 A / XR5 S
1472 ccm
50-65 kW (68-88 PS)

80-90

301 1.6 VTIEuro 5
Eng. NFP (EC5)
1587 ccm
85 kW (115 PS)

12-

78,50
432,4
1,4
-
-
53,8
-
-19,5
x
57
T1,00
1,20
2,00**793766-00-4**
910 CCL IF S
931 P
947 EX Cr *

NEW

793766-50-4**803733-00-1**

NEW

803733-50-1

NEW

78,50

-

-

79,00

-

-

106Eng. TU5 J2
1587 ccm
74 kW (101 PS)

96-98

78,50
41,50
1,50
3,00**793743-00-4**
910 Nit
931
3PC Cr

-

78,50

-

-

106 / 3061587 ccm
65 kW (88 PS)

93-98

1007 1.6**106 II 1.6****206 1.6****206 SW 1.6 LPG****206+ 1.6****207 1.6****306 1.6****307 1.6****307 1.6 BioFlex****308 1.6 BioFlex****405 II 1.6****Partner 1.6****Partner Tepee 1.6**Eng. NFR (TU5 JP 4B)
Eng. NFT
Eng. NFU (TU5 JP4)
Eng. NFX (TU5 J4)
1587 ccm
66-87 kW (90-118 PS)05-
96-
00-
02-
10-
06-
00-02
03-
07-
08-
92-97
00-
08-**78,50**
4
32,35
1,4
-
-
51,4
-
MØ=66
-

19,495

x
571,20
1,50
2,50**793752-00-4**
910 Cr S
931
3PC Cr

NEW

793752-01-4**793752-25-4****793752-50-4**

NEW

793752-10-4**803736-00-1**

NEW

-

78,50

-

-

-

78,60

-

-

-

78,75

-

-

-

79,00

-

-

-

79,50

-

-

406 1.8**407 1.8**Eng. 6FZ (EW7J4)
1749 ccm
85 kW (116 PS)00-04
04-**82,70**
41,20
1,50
2,00**791143-00-4**
910 IF Nit S
931 P
3PC Nit

-

82,70

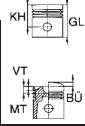
-

-



MODEL / ENGINE

YEAR

Dia.
CYL

SM-REF



SM-REF.

Piston
Dia.

SM-REF.



SM-REF.

PEUGEOT

205 / 305 / 309 / 405

Eng. XU5 S / XU5 1C
XU5 1CP / XU5 1K
XU5 2C
1580 ccm
59/66 kW (80/90 PS)

82-90

83,00
41,75
1,75
4,00

793717-00-4
910 IF Cr *
931 P
3PC Cr

-

83,00

-

-

205 / 305 / 309 / 405

Eng. XU9 2C
1905 ccm
90 kW (122 PS)

87-97

83,00

1,75

910 IF Cr S

-

83,00

-

-

205

Eng. XU5 J
1580 ccm
83-85 kW (113-115 PS)

88-

83,00
41,50
1,50
4,00

793724-00-4
910 IF Cr S
931 P
3PC Cr

-

83,00

-

-

205 / 305

Eng. XU9 2C / XU9 JA / K
1905 ccm
73-95 kW (99-129 PS)

86-98

83,00

1,50

910 IF Cr S

-

83,00

-

-

405 / 406

Eng. XU5 JP
1580 ccm
77 kW (105 PS)

84-85

83,00
41,50
1,50
3,00

793725-00-4
910 IF Cr S
931 P
3PC Cr

-

83,00

-

-

306 / 405 / 406 / 806

Partner
Eng. XU7 JP
1761 ccm
74-76 kW (101-103 PS)

96-

83,00

1,50

910 IF Cr S

-

83,25

-

-

309 / 405 / 1.9 GTI 16 V

Eng. XU9 J4
1905 ccm
116 kW (158 PS)

89-91

83,00

1,50

910 IF Cr S

-

83,00

-

-

406 1.8 16V / Break

407 1.8 / 407 SW 1.8
Eng. 6FZ (EW7J4)
1749 ccm
85 kW (116 PS)

00-04

83,00

1,50

910 IF Cr S

-

83,00

-

-

306 1.8i

93-03

83,00

33,3

22

1,50

910 IF Cr S

803750-00-1

83,00

953717-4

813750-4

405 1.8i

92-97

4

-

x

1,50

910 IF Cr S

-

83,00

A=88,56

813750-4

406 1.8i

97-04

4

-

62

1,50

931 P

-

83,00

L=141

813750-4

806 1.8i

95-02

4

-4,13

62

3,00

3PC Cr

-

83,00

H=95,17

813750-4

Expert 1.8i

96-

4

53,3

62

3,00

3PC Cr

-

83,00

C=97

813750-4

Partner 1.8i

97-02

4

-

62

3,00

3PC Cr

-

83,25

-

813750-4

Eng. XU 7JB / XU7JP / XU 7JPZ
1762 ccm
73-76 kW (99-103 PS)

MØ=65,57

793725-25-4

-

83,25

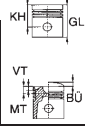
-

-



MODEL / ENGINE

YEAR

Dia.
CYLVT
MT

Ø x L



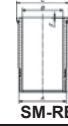
SM-REF.



SM-REF.



SM-REF.

Piston
Dia.

SM-REF.



SM-REF.

PEUGEOT

404 / 504 / J 7 / J 9Eng. XC5 A / 5P / 7
1618 ccm
42,5-53,5 kW (58-73 PS)

65-80

83,00
42,00
2,00
4,50**793704-00-4**
910 IF Cr P *
931 P
947 EX

-

84,00

-

-

504 / 505Eng. KF6 / XM / XM7 / XM7 P
1796 ccm
48-66 kW (65-90 PS)

68-81

84,00
41,50
2,00
4,00**793712-00-4**
910 IF Nit S
931 P
3PC Cr

-

84,00

-

-

**206 / 307 / 406 / 407
607 / 806 / 807 / Expert**Eng. EW 10 J4 / L3 / L4
1998 ccm
97-101 kW (132-137 PS)

99-

85,00
41,20
1,50
2,50**793751-00-4**
910 IF Nit S
931 P
3PC Nit

-

85,00

-

-

306 2.0 16 V S 16**806 2.0 16V SR**Eng. XU10 J4 RS
1998 ccm
120 kW (163 PS)**86,00**
41,50
1,50
3,00**793745-00-4**
910 IF Nit S
931 P
3PC Cr P

-

86,00

-

-

306 2.0**306 2.0 ST / XSi****405 II 2.0****806 2.0****Boxer 2.0i**Eng. RFU (XU10J2)
Eng. XU10 J2 K / XU10 J2 U
Eng. RFW (XU10J2)
1998 ccm
89-96 kW (121-131 PS)

94-02

86,00
4

40

22

1,50
1,75
3,00**793731-00-4**
910 IF Nit S
931 P
3PC Cr P**803731-00-1**

86,00

-

-

93-01

-

x

92-95

-

62

94-02

-5,02

94-02

65

793731-25-4

-

86,25

-

-

793731-50-4

-

86,50

-

-

405 / 605 / 806 / Boxer**306 XSi / 405****306 / S16 / 405 MI 16****SRI / STI / Break****605 SRI****806 SRI / SVI****Boxer / Expert**Eng. XU10 J2 / J2Z / FJ2 / MZ
Eng. XU10 J4 / ACAV
1998 ccm
89-112 kW (121-152 PS)

90-

86,00
41,50
1,75
3,00**793731-00-4**
910 IF Nit S
931 P
3PC Cr P

-

86,00

-

-

93-

93-

94-

793731-25-4

-

86,25

-

-

793731-50-4

-

86,50

-

-

405 T 16 / T 16 x 4**406 / 605 / 806**

Eng. XU10 J4 TE

Eng. XU10 J 4RZ

1998 ccm
98-162 kW (133-220 PS)

93-

95-



MODEL / ENGINE

YEAR	Dia. CYL	KH GL VT MT	Ø x L		SM-REF	SM-REF.	Piston Dia.	SM-REF.	SM-REF.
------	-------------	----------------------	-------	--	--------	---------	----------------	---------	---------

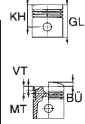
PEUGEOT

504	1976	88,00				793707-00-2	-	88,00	-	-
505	76-92	4			1,50	910 IF Cr *				
J5 / J9 Eng. XN1 / XN1 T 1971 ccm 55-70,5 kW (75-96 PS)	82				2,00	911 IF				
					4,00	3PC Cr				
504 Eng. XN2 1971 ccm 71-74,5 kW (97-101 PS)	68-69									
504 604 Eng. ZM112 2664 ccm 100 kW (136 PS)	74-83 74-76									
504 / 604 Eng. ZNJ 2664 ccm 106 kW (144 PS)	77-83	88,00				793707-00-2	-	88,00	-	-
		4			1,50	910 IF Cr *				
					2,00	911 IF				
					4,00	3PC Cr				
505 Eng. ZEJ 1995 ccm 77-81 kW (105-110 PS)	79-86	88,00				793733-00-4	-	88,00	-	-
		4			1,75	910 IF Cr *				
					2,00	911 IF P				
					4,00	3PC Cr P				
505 TI / GTI Eng. ZDJK / ZDJL 2165 ccm 86-95,5 kW (117-130 PS)	82-89									
505 2.0i Eng. ZEJ 1995 ccm 76 kW (103 PS)	79-89	88,00				793777-00-4	-	88,00	-	-
		4			1,75	910 IF Cr *				
					2,00	911 IF P				
					4,00	947 EX P				
505 2.2i Eng. ZDJK / ZDJL / 2165 ccm 79-96 kW (91-131 PS)	81-93									
J5D / Van Eng. U25.651 2499 ccm 55 kW (75 PS)	81-84	93,00				793741-00-4	-	93,00	-	-
		4			2,00	910 Cr *				
					2,00	911 P				
					4,00	947 EX Cr				
						793741-50-4	-	93,50	-	-



MODEL / ENGINE

YEAR

Dia.
CYL

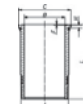
Ø x L



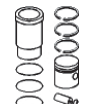
SM-REF



SM-REF.

Piston
Dia.

SM-REF.



SM-REF.

PEUGEOT DIESEL

Eng. 8 HX / 8 HZ
Eng. DV4 TD / TED
Eng. DV4 TED4
 206 1.4 TD / 307 1.4 TD / 1007
 1398 ccm
 50 kW (68 PS)

73,70

42,94

25

x

2,50

793756-00-4

803711-00-1

73,70

-

-

4

-1,55

60

1,95

914 Cr *

RT / AK

02-

-14,7

T

2,50

911 IF U P

947 EX Cr P

65,44

MØ=37,16

793756-50-4

803711-50-1

74,20

-

-

Eng. 9HV (DV6ATED4)
Eng. 9HX (DV6ATED4)
Eng. 9HY (DV6TED4)
Eng. 9HZ (DV6TED4)
Eng. 9HU (DV6UTED4)
Euro 4

75,00

41,7

26

x

3,00

793758-00-4

803710-00-1

75,00

953706-4

-

4

-

61

1,95

916 Cr *

RT / KK / AK

-1,16

T

2,50

931 P

947 EX Nit S

-13,29

65,2

MØ=41,72

793758-50-4

803710-50-1

80,00

A=78
L=142
H=5
C=79,5
semi

-

206 CC 1.6 HDI 110
 206 Hatchback 1.6 HDI 110
 206 SW 1.6 HDI 110
 207 1.6 HDI / 110
 207 CC / SW / Van 1.6 HDI
 307 / Break 1.6 HDI
 307 / Break 1.6 HDI 110
 307 SW 1.6 HDI 90 / 110
 308 1.6 HDI / 308 SW 1.6 HDI
 407 1.6 HDI 110
 407 SW 1.6 HDI 110
 1007 1.6 HDI
 3008 / 5008 1.6 HDI
 Chassis 1.6 HDI 90
 Expert Box 1.6 HDI 90
 Expert Platform
 Expert Tepee 1.6 HDI 90
 Partner Box 1.6 HDI
 Partner Box 1.6 HDI 4x4
 Partner Box 1.6 HDI 90
 Partner Combispace 1.6 HDI90
 Partner Chassis/Platform 1.6 HDI
 Partner Tepee 1.6 HDI
 Partner Tepee 1.6 HDI 90
 1560 ccm
 66-80 kW (89-109 PS)

05-

04-

04-

06-

07-

05-

04-

06-

04-

04-

07-

09-

07-

07-

07-

08-

12-

06-

06-

09-

08-

10-

Eng. 9HW (DV6 BTED 4)
Eng. 9HL (DV6 C)
Eng. 9HF/ 9HP (DV6 DTED)
Eng. DV6 D
Eng. 9HT (DV6 CTED)
Eng. 9HJ (DV6 DTED M)
Eng. 9HK (DV6 ETED M)

75,00

41,7

26

x

2,50

793770-00-4

NEW
803737-00-1

75,00

-

-

4

-

61

1,95

914 Cr *

RT / KK

-

T

2,00

931 P

947 EX Nit S

-13,89

65,2

MØ=45

NEW

793770-50-4

NEW
803737-50-1

75,50

-

-

13-

09-

12-

10-

09-

10-

10-

10-

06-

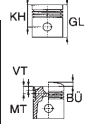
13-

2008 1.6 HDI
 207 1.6 HDI
 208 1.6 HDI
 3008 1.6 HDI
 307 1.6 HDI
 408 1.6 HDI
 5008 1.6 HDI
 508 1.6 HDI
 Parnter 1.6 HDI
 Partner Tepee 1.6 HDI
 1560 ccm
 55-84 kW (75-160 PS)



MODEL / ENGINE

YEAR

Dia.
CYL

SM-REF



SM-REF.

Piston
Dia.

SM-REF.



SM-REF.

PEUGEOT DIESEL**Eng. TUD5 / TUD5 B**106 1.5 D
1527 ccm
40-42 kW (54-57 PS)

94-

77,00
440,4
-
-1,65
66,3
-23
x
602,00
1,75
3,00793726-00-4
910 Cr *
911 IF U P
947 EX Cr

803726-00-1

77,00

-

-

793726-40-4

803726-40-1

77,40

-

-

Eng. XL4 D204 D / 304 D
1357 ccm
33 kW (45 PS)

73-79

78,00
41,75
2,00
3,00793720-00-4
910 IF Cr
911 IF P
947 EX Cr P

-

78,00

-

-

Eng. A8B / XUD7 TE205
309
405
1769 ccm
57-66 kW (78-90 PS)91-
90-
88-80,00
446,8
-
-2,2
84,528
x
683,00
2,00
3,00793727-00-4
914 Cr *
911 P
947 EX Cr

803701-00-1

RT / HA

80,00

953701-4

A=83
L=154
H=4,5
C=86
semi

-

Eng. XUD7 / 161 A205
309
1769 ccm
44 kW (60 PS)83-
93-80,00
446,8
-
-2
84,525
x
69,82,00
2,00
3,00793722-00-4
910 Cr *
911 P
947 EX Cr

80-3702-00-1

80,00

953701-4

A=83
L=154
H=4,5
C=86
semi

-

793722-50-4

803702-50-1

80,50

-

-

793722-80-4

803702-80-1

80,80

-

-

Eng. XID 80304 GLD / 305 GRD
1548 ccm
36 kW (49 PS)80,00
41,75
2,00
3,00793711-00-4
910 Cr S
911 P
947 EX Cr

-

80,00

-

-

Eng. DT17 TED4607 2.7 HDI 24V
2721 ccm
150 kW (204 PS)

04-

81,00
62,00
2,00
2,00793728-00-2
910 IF CCL *
911 IF U
947 EX Cr *

-

81,00

-

-

Eng. DW8 / B**Eng. XUD 9AY**
206 / Expert / Ranch 1.9 D
306 1.9 D
Partner 1.9 D
1868 ccm
50-51 kW (68-69 PS)98-
98-03
98-0282,20
446,65
-
-1,2
7825
x
662,00
2,00
3,00791142-00-4
910 Cr *
931 P
947 EX Cr

803705-00-1

82,20

953707-4

A=86
L=154
semi

-

791142-60-4

803705-60-1

82,80

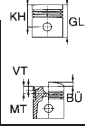
-

-



MODEL / ENGINE

YEAR

Dia.
CYLVT
MT

Ø x L



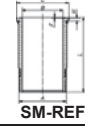
SM-REF



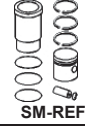
SM-REF



SM-REF.

Piston
Dia.

SM-REF.



SM-REF.

PEUGEOT DIESEL

Eng. XUD9 (47 kW)
Eng. XUD9 A / B / K / Y
Eng. XUD9 AU Euro 2
 205 / 305 / 306 / 309 / 405 1.9 D
 Boxer 1.9 D
 Expert 1.9 D
 J5 1.9 D
 Partner / Ranch 1.9 D
 1905 ccm
 47-52 kW (64-71 PS)

		83,00	46,8	25		793723-00-4	803703-00-1	83,00	953702-4	-
		4	-	x	2,00	910 Cr P*			A=86	
			-	72	2,00	911 IF U P			L=153,5	
82-98			-2,2		3,00	947 EX Cr P			semi	
94-02			71,6							
95-						793723-50-4	803703-50-1	83,50	-	-
87-93										
96-02						793723-80-4	-	83,80	-	-
						NEW				
						793723-10-4	-	84,00	-	-

Eng. XUD9 TE / TF
 306 1.9 TD
 1905 ccm
 68 kW (92 PS)

97-		83,00				793729-00-4	-	83,00	-	-
		4			3,50	914 Cr *				
					2,00	911 IF U P				
					3,00	947 EX Cr P				
						793729-50-4	-	83,50	-	-

Eng. XUD9 ATF
Eng. XUD9 BSD / BTF
Eng. XUD9 SD / SE / TE
Eng. XUD9 TF / TFU / UTF
 Boxer 1.9 TD
 Expert 1.9 TD
 306 1.9 TD
 405 1.9 TD
 406 1.9 TD
 806 1.9 TD
 1905 ccm
 51-68 kW (71-92 PS)

		83,00	46,8	28		793744-00-4	803719-00-1	83,00	-	-
		4	-	x	3,00	914 Cr *				
			-	68	2,00	911 IF U P	RT			
			-3,5	T	3,00	947 EX Cr P				
94-02			79,3							
95-			-			793744-50-4	803719-50-1	83,50	-	-
93-03			-							
92-97			-							
95-99			-							
94-02			-							

Eng. DT20C Euro 5
 407 Coupe 3.0 HDI
 2993 ccm
 177 kW (240 PS)

09-		84,00				793772-00-2	-	84,00	-	-
		6			2,00	910 IF CCL P *				
					2,00	911 IF U P				
					2,00	947 EX Cr *				

Eng. XUD11 ATE / BTE
 406 / 605 / 806
 2088 ccm
 80 kW (109 PS)

96-		85,00				793730-00-4	-	85,00	-	-
		4			3,00	914 Cr *				
					2,00	911 IF				
					3,00	947 EX Cr				
						793730-50-4	-	85,50	-	-

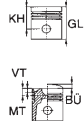
Eng. HL (DW12C)
Eng. 4HK (DW12MTED4)
Eng. 4HN (DW12M TED4)
 508 2.2 HDI / 508 SW 2.2 HDI
 4007 2.2 HDI
 2179 ccm
 147-150 kW (156-204 PS)

		85,00				791120-00-4	-	85,00	-	-
		4			2,50	916 CCL P *				
					2,00	911 IF U P				
10-					2,00	947 EX Nit S				
07-						791120-50-4	-	85,50	-	-



MODEL / ENGINE

YEAR

Dia.
CYL

Ø x L



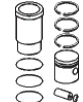
SM-REF



SM-REF.

Piston
Dia.

SM-REF.



SM-REF.

PEUGEOT DIESEL**Eng. DW10 ATED****Eng. DW10 BTED****Eng. DW10 CTED****Eng. DW10 TD****Eng. DW10 UTD**

307 / Estate / SW 2.0 HDI 110

406 / Estate 2.0 HDI 90 / 110

607 2.0 HDI

806 2.0 HDI

Expert / Van 2.0 HDI

807 2.0 HDI

307 CC 2.0 HDI 135

307 Estate 2.0 HDI 135

307 SW 2.0 HDI 135

308 2.0 HDI

407 / Coupe / SW 2.0 HDI 135

Expert Box / Flatbed / Chassis

2.0 HDI 140

Expert Tepee 2.0 HDI 140

Expert HDI

206 Hatchback 2.0 HDI 90

206 SW 2.0 HDI

306 2.0 HDI 90

306 Break 2.0 HDI 90

306 Hatchback 2.0 HDI 90

307 2.0 HDI 90

307 Estate 2.0 HDI 90

Partner Combispace 2.0 HDI

Partner Van 2.0 HDI / 4 x 4

1997 ccm

62-100 kW (84-136 PS)

Eng. DW12 TED4

406 / Coupe / Estate 2.2 HDI

607 2.2 HDI

807 2.2 HDI

2179 ccm

100 kW (136 PS)

Eng. 4HK (DW12M TED4)**Eng. 4HN (DW12M TED4)****Eng. 4HT (DW12B TED4)**

4007 2.2 HDI

807 2.2 HDI

2179 ccm

115-120 kW (156-163 PS)

Eng. 4HU / HV Euro 4

Boxer Box 2.2 HDI 100 / 120

Boxer Bus 2.2 HDI 100 / 120

Boxer Platform

Chassis 2.2 HDI 100 / 120

2198 ccm

74/88 kW (100/120 PS)

85,00

46,75

28

x

3,50

914 Cr *

2,00

911 IF

3,00

947 EX Cr

793749-00-4

803749-00-1

RT

00-

99-04

01-04

00-

02-

05-

04-

07-

04-

07-

01-

99-

02-

99-01

99-02

99-01

00-

99-04

00-

00-

00-04

00-

02-

07-

06-

06-

85,00

4

3,50

2,00

3,00

NEW

793776-00-4

916 Cr *

911 IF U P

947 EX CR

86,00

4

2,00

2,00

2,00

792068-00-4

910 IF CCL

931 P

947 EX Cr * P

NEW

792068-50-4

06-

2,00

2,00

2,00

792068-00-4

910 IF CCL

931 P










947 EX Cr * P

NEW

792068-50-4



MODEL / ENGINE

YEAR	 Dia. CYL	 VT MT	 Ø x L		 SM-REF	 SM-REF.	 Piston Dia.	 SM-REF.	 SM-REF.
PEUGEOT DIESEL									
71-79	88,00 4	58,7 -	28 x 72	2,00 2,00 2,00 4,50	793715-00-4 910 Cr * 911 IF 930 IF P 947 EX	803715-00-1	88,00	953715-4 A=96 L=173 H=7 C=106,30	813715-1
63-77	88,00	58,7	28	2,00	793715-00-4	803715-00-1	88,00	953715-4	813715-1
Eng. XDP 6.88 2919 ccm 61 kW (83 PS)									
67-82	90,00 4	57,2 -	28 x 77	2,00 2,00 2,00 4,50	793708-00-2 910 Cr P * 911 P 930 P 947 EX Cr P	803708-00-1	90,00	953708-1 A=96 L=173 H=129,05 C=106,30	813708-1
70-82	90,00	57,2	28	2,00	793708-00-2	803708-00-1	90,00	953708-1	813708-1
Eng. XDP 6.90 504 D / J7 D 3168 ccm 78 kW (106 PS)									
95-	92,00 4	49,84 -	34 x 68	3,00 1,75 3,50	793740-00-4 914 Cr * 911 P 947 EX Cr	803707-00-1 RT / HA / KK	92,00	-	-
95-	92,00	49,84	34	3,00	793740-00-4	803707-00-1	92,00	-	-
Eng. T 8 A 605 / Boxer 2446 ccm 76-96 kW (103-130 PS)									
94-	92,00 4	-	-	2,25 2,00 3,00	793747-00-4 910 Cr * 931 947 EX Cr	-	92,00	-	-
94-	92,00	-	-	2,25	793747-00-4	-	92,00	-	-
Eng. DJ5 Boxer 2.5D 2446 ccm 63 kW (86 PS)									
94-02	92,00 4	-	-	3,50 2,00 3,00	793748-00-4 914 Cr * 931 947 EX Cr	-	92,00	-	-
94-02	92,00	-	-	3,50	793748-00-4	-	92,00	-	-
Eng. DJ5 T Boxer 2.5 TD 2446 ccm 76 kW (103 PS)									
94-	92,00 4	-	-	3,50 2,00 3,50	793753-00-4 914 Cr * 931 947 EX Cr	-	92,00	-	-
94-	92,00	-	-	3,50	793753-00-4	-	92,00	-	-
Eng. DJ5 TED Boxer 2.5 TD 2446 ccm 79 kW (107 PS)									

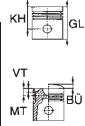


MODEL / ENGINE

YEAR



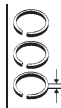
Dia.
CYL



VT
MT



Ø x L



SM-REF



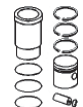
SM-REF.



Piston
Dia.



SM-REF.



SM-REF.

PEUGEOT DIESEL

Eng. CRD93

J5 Box 2.5 D
J5 Box 2.5 D All-wheel-Drive
J5 Flatbed / Chassis 2.5 D
2498 ccm
54 kW (73 PS)

-84

93,00
4

2,00
2,00
4,00

793741-00-4
910 Cr *
911 P
947 EX Cr

-

93,00

-

-

Eng. CRD93

(U25/651 / U25/661)

J5 Box 2.5 D 4x4
J5 Bus 2.5 D / 4x4
J5 Flatbed / Chassis 2.5 D 4x4
2500 ccm
54 kW (73 PS)

Eng. CRD93

J5 Box 2.5 D
J5 Box 2.5 D All-wheel-Drive
J5 Flatbed / Chassis 2.5 D
2498 ccm
54 kW (73 PS)

84-

93,00
4

52,75
-
-7,4
95
-
-

30
x
78

2,50
2,00
4,00

793735-00-4
910 IF Cr S
911 P
947 EX Cr

803716-00-1
NEW

-

93,00

-

-

RT

803716-50-1
NEW

93,50

-

-

Eng. CRD93

(U25/651 / U25/661)

J5 Box 2.5 D 4x4
J5 Bus 2.5 D / 4x4
J5 Flatbed / Chassis 2.5 D 4x4
2500 ccm
54 kW (73 PS)

Eng. CRD93 LS

(U25/673)

J5 Box 2.5 TD 4x4
J5 Bus 2.5 TD / 4x4
Chassis 2.5 TD / 4x4
2500 ccm
70 kW (95 PS)

84-

93,00
4

3,00
2,00
4,00

793736-00-4
914 Cr *
911 P
947 EX Cr

-

93,00

-

-

Eng. XD2 / XD94

504 / 505 J9
2304 ccm
46-53 kW (63-72 PS)

76-80

94,00
4

57,42
-
-
99,92

28
x
81

2,00
2,00
4,00

793714-00-4
910 Cr *
931
947 EX Cr

803704-00-1

94,00

953703-4
A=97
L=170,60
H=3,9
C=99,5

-

793714-40-4

803704-40-1

94,40

-

-

803704-60-1

94,60

-

-

803704-10-1

95,00

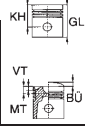
-

-



MODEL / ENGINE

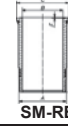
YEAR

Dia.
CYL

SM-REF



SM-REF.

Piston
Dia.

SM-REF.



SM-REF.

PEUGEOT DIESEL**Eng. XD3 P**505 / J9
2498 ccm
51-56 kW (70-76 PS)

82-

94,00
453,92
-
-
-1,8
96,4230
x
78,82,00
2,00
4,00**793714-00-4**
910 Cr *
931
947 EX Cr**803706-00-1**

94,00

953704-4
A=97
L=165,8
H=3,9
C=99,5

-

793714-40-4**803706-40-1**

94,40

-

-

803706-60-1

94,60

-

-

803706-10-1

95,00

-

-

Eng. XD2 S505 / 604 / Tagora
505 (USA)
2304 ccm
54-59 kW (73-80 PS)

79-85

94,00
4

-

-

3,00
2,00
4,00**793718-00-4**
914 Cr *
911 P
947 EX Cr

-

94,00

-

-

793718-40-4

-

94,40

-

-

Eng. XD3 T / TE505 / 604
2498 ccm
66-81 kW (90-110 PS)

84-

94,40

-

-

-

793718-00-4
NEW

-

94,40

-

-

Eng. XD3 TE505 DT
2498 ccm
76 kW (104 PS)

88-

94,40

-

-

-

793718-00-4

-

94,40

-

-

Eng. 8140.23.3900Euro 2
Boxer
2798 ccm
77-85 kW (105-115 PS)

09/01-

94,40
4

-

-

3,00
2,00
3,00**792090-00-4**
914 Cr P *
911 IF
947 EX Nit

-

94,40

-

-

Eng. 8140.43SEuro 3
Boxer Box / Bus 2.8 HDI
Boxer Flatbed / Chassis
2.8 HDI / 4x4
2798 ccm
77-85 kW (105-115 PS)

01-

94,40
458,75
-
-19,45
MØ=39,3
87,632
x
72
T2,50
2,00
2,50**792091-00-4**
914 Cr *
911 IF
947 EX Nit S**802018-00-1**
RT / KK / AK

94,40

-

-

792091-40-4

-

94,80

-

-

Eng. 8140.63Boxer D
2798 ccm
64 kW (87 PS)

99-

94,40
4

-

-

3,00
2,00
2,50**792092-00-4**
914 Cr *
911 IW U
947 EX Nit S

-

94,40

-

-

Eng. F30DTEuro 4
Jumper / Boxer III Hdi
2998 ccm
115 kW (157 PS)

06-

95,80
4

-

-

2,50
2,00
2,50**792007-00-4**
914 Cr *
911 P *
947 EX Cr *

-

95,80

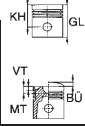
-

-



MODEL / ENGINE

YEAR

Dia.
CYLKH GL
VT BU
MT

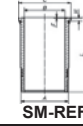
Ø x L



SM-REF



SM-REF.

Piston
Dia.

SM-REF.



SM-REF.

PORSCHE**Cayenne / 4S**Eng. M02.2Y
3189 ccm
177-184 kW (241-250 PS)

03-

84,00
V61,20
1,50
2,00**795094-00-6**
910 IF Nit S
931 P
3PC Cr

-

84,00

-

-

**Boxster 2.7
Cayman 2.7**Eng. M 96.22
2687 ccm
162/180 kW (220/245 PS)99-02
06-**85,50**
61,20
1,50
2,00**794415-00-2**
910 Nit S
931
3PC Nit

-

85,50

-

-

**Boxster 2.7
Cayman 2.7**Eng. M 96.23
2687 ccm
168/180 kW (228/245 PS)02-
06-**85,50**
61,20
1,50
2,00**794415-00-2**
910 Nit S
931
3PC Nit

-

85,50

-

-

924 2.0Eng. 831
1984 ccm
92 kW (125 PS)

75-85

86,50
42,00
2,50
5,00**795027-00-4**
910 Cr *
931 P
947 EX

-

86,50

-

-

924S / 944Eng. M44 02 / 04 / 05 / 07 / 08 / 09
Eng. M44 10
2479 ccm
106-120 kW (144-163 PS)

81-88

100,00
61,50
1,75
3,00**794413-00-1**
911 P *
931 P *
948 P

-

100,00

-

-

944Eng. 2.5
2479 ccm
162-184 kW (220-250 PS)

85-89

100,00
61,50
1,75
3,00**794413-00-1**
911 P *
931 P *
948 P

-

100,00

-

-

911 Carrera**911 Turbo**
Eng. M61 01/02 / M64 50
3600 ccm
184-265 kW (250-360 PS)89-93
92-95**100,00**
61,50
1,75
3,00**794413-00-1**
911 P *
931 P *
948 P

-

100,00

-

-

PROTON**Compact 1.5
Jumpbuck Pickup 1.5
MPI Hatchback 1.5
Saga Hatchback 1.5
Saga Saloon 1.5 GLE****Wira 1.5
Wira Hatchback 1.5**
1468 ccm
64-66 kW (86-90 PS)00-
02-
91-93
91-96**75,50**
41,50
1,50
4,00**798716-00-4**
910 Cr P *
911 P
3PC Cr P

-

75,50

-

-











Satria 1.5Eng. G15B
1468 ccm
64-66 kW (87-90 PS)94-
94-
96-**75,50**
41,50
1,50
4,00**798716-50-4**
910 Cr P *
911 P
3PC Cr P

-

75,50

-

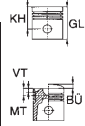
-

 MODEL / ENGINE	YEAR	 Dia. CYL	 VT MT	 Ø x L		 SM-REF	 SM-REF.	 Piston Dia.	 SM-REF.	 SM-REF.
RABA Eng. D 2156 190 / 216 / 230 / 250 / 255 / 256 260 / 280 / 831.03 / IK132 / IK-4/5/6 10343 ccm 141,5-173 kW (192-235 PS)	95-	121,00 6	94 - -48,6 162	45 x 102	3,50 3,00 3,00 5,50	793106-00-1 914 Cr * 911 P 930 P 947 EX Cr	803121-00-1 RT / HA	121,00	953101-1 A=125,99 L=287 H=8 C=3	813121-1
Eng. D10 UT 150 Euro 2 IK 280 10350 ccm 150 kW (204 PS)	95-	121,00 6	94 - -24,9 155	45 x 102	3,50 2,00 3,50	793127-00-2 914 Cr * 911 IF Cr 947 EX Cr	803110-00-1 RT	121,00	953111-1 A=125,99 L=287 H=8,06 C=132	813110-1
Eng. D10 UT 150 Euro 1 IK 280 10350 ccm 150 kW (204 PS)	97-	121,00 6	94 - -2,4 -28 155	45 x 102	3,50 2,00 3,50	793127-00-2 914 Cr * 911 IF Cr 947 EX Cr	803111-00-1 RT	121,00	953111-1 A=125,99 L=287 H=8,06 C=132	813111-1
Eng. D2356.HM 2 / 9 /10 Eng. D2356 HMN 2 250 / 280 / 833 / 836 U-26-230 10690 ccm 169-173 kW (230-235 PS)	68-74	123,00 6	94 - - -50,5 162	45 x 102	3,50 3,00 3,00 5,50	793116-00-1 914 Cr P * 911 P 930 P 947 EX Cr P	803123-00-1 RT / HA	123,00	953123-1 A=125,99 L=287 H=8,03 C=132	813123-1
RENAULT R 4 / R 5 / R 1221 Eng. 800.01 845 ccm 25-27 kW (34-37 PS)		58,00 4			1,75 2,00 3,50	793815-00-4 910 IF Cr 931 P 947 EX P	-	58,00	-	-
Clio / Twingo Modus / Kangoo Eng. D7F 701-704 Eng. D7F 720, 722, 726 1149 ccm 43-44 kW (58-60 PS)	96-	69,00 4	27,1 - - 50,5 -	17,5 x 54	1,50 1,50 2,50	793839-00-4 910 IF Cr S 911 P 3PC Cr 793839-50-4	803817-00-1 803817-50-1	69,00 69,50	- -	- -
Clio II 1.2i 16V Clio III 1.2i 16V Kangoo 1.2i 16V Modus 1.2i 16V Modus 1.2i 16V Symbol 1.2i 16V Thalia II 1.2i 16V Twingo 1.2i 16V Twingo 1.2i 16V Eng. D4F 702 / 704 / 706 Eng. D4F 708 / 712 / 714 Eng. D4F 716 / 722 / 728 Eng. D4F 730 / 740 / 764 / 790 Eng. D4F 790 1149 ccm 55-58 kW (75-80 PS)	00-07 05- 00- 04- 05 02- 00 03-	69,00 4	26,7 - - -1 44,7 - MØ=60 -	17,5 x 54	1,20 1,50 2,50	793823-00-4 910 IF Cr S 911 P 3PC Cr 793823-50-4	803829-00-1 -	69,00 69,50	- -	- -



MODEL / ENGINE

YEAR

Dia.
CYL

Ø x L



SM-REF



SM-REF.

Piston
Dia.

SM-REF.



SM-REF.

RENAULT**R4 - R10**

R 1132 / 36 / 81
Eng. 688 / 01 / 02 / 03 / 10 / 11
1108 ccm
25-39 kW (34-53 PS)

62-

70,00
440
-
-
6818
x
621,75
2,00
3,50793806-00-4
910 IF Cr *
931 P
947 EX P

-

70,00

-

-

R5 - R14

R 1170 / 1171
R 1224 / 1330 / 1337
R 2126 / 2136 / 2137
Estafette / Rodeo
Eng. 810.01 / 02 / 03 / 10 / 19
Eng. 810.05 / 06 / 25 / 26
1289 ccm
26-50 kW (35-68 PS)

68-89

73,00
437,5
0,2
-
62,720
x
671,75
2,00
4,00793807-00-4
910 Cr *
911 P
947 EX

-

73,00

-

-

793807-50-4

-

73,50

-

-

R5 / R6 / R10 / R12
R1170 / R1171 / R1192
R2126 / R2136 / R2137

Eng. 810 / B7 / C7
1289 ccm
27-44 kW (37-60 PS)

69-80

73,00
41,75
2,00
4,00793826-00-4
910 Cr *
931 P
3PC Cr

-

73,00

-

-

Twingo 1.2i

Clio 1.2i
Express 1.2i / Rapid 1.2i
Eng. C3G
1239 ccm
40 kW (55 PS)

93-

74,00
440,05
-
-
6118
x
621,50
1,75
3,00793832-00-4
910 Cr *
931 P
947 EX Cr

-

74,00

-

-

793832-50-4

-

74,50

-

-

R 14 1.2

Eng. 129 A 700 / XZ 7 R
1218 ccm
77 kW (57-58 PS)

76-83

75,00
41,75
2,00
4,00793817-00-4
910 IF Cr S
931 P
3PC Cr

-

75,00

-

-

R 14 1.4

Eng. 150 A 700 / 159 X5 J
1360 ccm
44-52 kW (60-71 PS)

79-83

Rapid / Express 1.4

Eng. E6J 728 / 734 / 738
Eng. E7J 720 / 724 / 726
Eng. E7J 728 / 773
Eng. R7J
1390 ccm
43-59 kW (58-80 PS)

91-95

75,80
431,7
-
-
52,6
-
-19
x
601,20
1,75
3,00793802-00-4
910 IF Cr S
911
3PC Cr

803846-00-1

75,80

953846-1
A=80,60
L=130
H=91,50
C=90,20

813846-1

Clio 1.2

Eng. E5F / 710 / 716
1171 ccm
40-44 kW (55-60 PS)

90-96

75,80
435,08
-
-1,2
56,4
-
-19
x
601,20
1,75
3,00793802-00-4
910 IF Cr S
911
3PC Cr

803847-00-1

75,80

953846-1
A=80,60
L=130
H=91,50
C=90,20

81-3847-1



MODEL / ENGINE

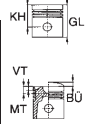
YEAR	 Dia. CYL	 KH GL	 VT MT	 Ø x L	 SM-REF	 SM-REF.	 Piston Dia.	 SM-REF.	 SM-REF.
------	---	--	---	--	--	---	---	---	---

RENAULT										
R5 / R9 / R11 / R19 Eng. 847 / C1J / C2J / C3J / C16 / JJ15 / JL17 1397 ccm 43-53 kW (59-72 PS)	78-85	76,00 4				793809-00-4 910 IF Cr * 931 P 3PC Cr P	-	76,00	-	-
R 16 / R 18 Eng. 807 / 821 1565 ccm 49-63 kW (66-85 PS)	71-86	77,00 4				793810-00-4 910 Cr * 931 P 947 EX P	-	77,00	-	-
R16 / Alpine A310 R12 (USA) R17 / R20 Eng. 843.01 / 05 / 20 1647 ccm 53-72 kW (73-98 PS)	73-79 76-81 75-81	79,00 4				793818-00-4 910 IF Cr * 931 P 947 EX Cr	-	79,00	-	-
Clio Eng. K7J 1390 ccm 72 kW (98 PS)	99-	79,50 4	35,83 - - - 58 -	19 x 62		793841-00-4 910 IF Cr * 931 P 3PC Cr P 793841-25-4 793841-50-4	803841-00-1 - 803841-50-1	79,50 79,75 80,00	- - -	- - -



MODEL / ENGINE

YEAR

Dia.
CYLVT
MT

Ø x L



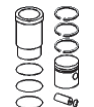
SM-REF



SM-REF.

Piston
Dia.

SM-REF.



SM-REF.

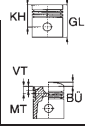
RENAULT

Clio Grandtour 1.4 16V	10-	79,50				793841-00-4	-	79,50	-	-
Clio II 1.4 16V	99-	4			1,50	910 IF Cr *				
Clio II 1.4i	00-07				1,50	931 P				
Megane I 1.4 16V	99-03				2,50	3PC Cr P				
Megane I Cabriolet 1.4 16V	99-03									
Megane I Classic 1.4 16V	99-03					793841-25-4	-	79,75	-	-
Megane I Coach 1.4 16V	99-03									
Megane I Grandto. 1.4 16V	99-03					793841-50-4	-	80,00	-	-
Megane II 1.4 16V	02-									
Megane II Estate/Saloon 1.4	03-									
Modus / Grand Modus 1.4	04-					793842-00-4	-	79,50	-	-
Scénic II 1.4 16V	03-				1,20	910 Cr Fe S				
Scénic I 1.4 16V	99-03				1,50	931 P				
Scénic II 1.4 16V	03-				2,50	3PC Cr P				
Thalia 1.4 16V	00-									
Eng. K4J 700 / 712-715 / 730						793842-50-4	-	80,00	-	-
Eng. K4J 732 / 740 / 750 / 770										
Eng. K4J 780 / K4J D 740										
Eng. K4J 710 / 711 Euro 4										
1390 ccm										
60-72 kW (95-98 PS)										
Clio II 1.6i	01-									
Clio II 1.6 16V	98-									
Clio II 1.6 Hi-Flex	05-10									
Megane I 1.6 16V	99-03									
Megane I Cabriolet 1.6 16V	99-03									
Megane I Classic 1.6 16V	99-03									
Megane I Coach 1.6 16V	99-03									
Megane I Grandto. 1.6 16V	99-03									
Megane I LPG	00-02									
Megane Scenic 1.6 16V	98-99									
Megane II 1.6 16V	02-									
Megane II Coupé-Cabrio	03-									
Megane II Estate 1.6	03-									
Megane II Estate 1.6 16V	06-									
Megane II Saloon 1.6	03-									
Megane III Hatchb. 1.6 16V	08-									
Modus / Grand Modus 1.6	04-									
Kangoo 1.6i	01-									
Kangoo II 1.6i	05-									
Kangoo 1.6 16V / 4x4	01-									
Kangoo Express 1.6 16V	01-									
Kangoo Express 1.6 16V 4x4	01-									
Laguna 1.6i	98-01									
Laguna I 1.6 16V	97-01									
Laguna II 1.6 16V	01-									
Laguna II Grandto. 1.6 16V	01-									
Logan / Estate 1.6	07									
Scénic I 1.6 / BiFuel	99-01									
Thalia II 1.6 16V	08-									
Eng. K4M 690 / 697 / 698										
Eng. K4M 700 / 701 / 704 / 706										
Eng. K4M 708-712 / 714 / 716										
Eng. K4M 720 / 724 / 730 / 732										
Eng. K4M 734 / 736 / 740 / 742										
Eng. K4M 743 / 745 / 748 / 752										
Eng. K4M 753 / 760 / 790										
Eng. K4M 744 Euro 4										
Eng. K4M D 812										
1598 ccm										
66-82 kW (89-111 PS)										



MODEL / ENGINE

YEAR

Dia.
CYLVT
MT

Ø x L



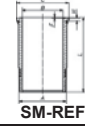
SM-REF.



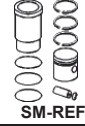
SM-REF.



SM-REF.

Piston
Dia.

SM-REF.



SM-REF.

RENAULT**R9 / R11 / R21****R19 / R5**

Eng. F2N C710

Eng. F2N A700/704

Eng. F2N-E708 / F3N-746

Eng. F2N-C710

Eng. F2N 700 / 742 / 752 / 753

1721 ccm

55-80 kW (75-109 PS)

86-

85-

81,00

4

1,75

2,00

3,00

793828-00-4

910 IF Cr *

911 P

3PC Cr

-

81,00

-

-

Laguna / Estate 1.8**Clio 1.8****Clio 1.8 Rsi**

Eng. F3P 670 / 678 / 710 / 712 / 714

Eng. F3P 720 / 724 / 754 / 755 / 758

1794 ccm

66-70 kW (89-95 PS)

95-01

90-98

93-98

82,70

4

1,50

1,75

3,00

793840-00-4

910 IF Cr*

911 P

3PC Cr

-

82,70

-

-

793840-50-4

-

83,20

-

-

Laguna / Estate 2.0**Espace Mk III 2.0**

Eng. F3R 722 / 723 / 728 / 729

1998 ccm

70 kW (95-114 PS)

93-01

96-00

82,70

1,20

1,50

2,50

793846-00-4

910 IF Nit S

931 P

3PC Nit

-

82,70

-

-

Clio I 2.0**Megane I 2.0****Sport Spider 2.0**

Eng. F7R 700 / 710 / 714

1998 ccm

108-110 kW (147-150 PS)

94-98

96-03

95-99

82,70

4

1,20

1,50

2,50

793846-00-4

910 IF Nit S

931 P

3PC Nit

-

82,70

-

-

Laguna I 1.8**Laguna II 1.8****Megane I 1.8****Scenic I 1.8****Trafic II 2.0**

Eng. F4P 720 / 722 / 771 / 773

Eng. F4P 774 / 775 / 760 / 770

1783 ccm

85-89 kW (116-121 PS)

98-01

01-

01-03

00-03

01-

82,70

4

1,20

1,50

2,00

791143-00-4

910 IF Nit S

931 P

3PC Nit

-

82,70

-

-

Laguna / Safrane

Eng. N7 Q

1948 ccm

102 kW (139 PS)

95-01

83,00

4

1,20

1,50

2,50

793847-00-4

910 IF Nit S

930 P

3PC Nit

-

83,00

-

-

Safrane 2.4i 20V

Eng. N7 U 700 / 701

2435 ccm

121 kW (165 PS)

96-00

83,00

5

1,20

1,50

2,50

793848-00-5

910 IF Nit S

931 P

3PC Cr

-

83,00

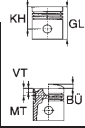
-

-



MODEL / ENGINE

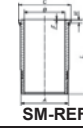
YEAR

Dia.
CYL

SM-REF



SM-REF.

Piston
Dia.

SM-REF.



SM-REF.

RENAULT**R25**Eng. 140.04
2664 ccm
104,5 kW (142 PS)

78-80

88,00
41,50
2,00
4,00**793707-00-2**
910 IF Cr *
911 IF
3PC Cr

-

88,00

-

-

R30Eng. 144 144.01
2664 ccm
92-96,5 kW (125-131 PS)

75-79

Espace I 2.0**Fuego 2.0****R 18 2.0****R 20 2.0****R 25 2.0****Trafic P 862**Eng. 829.00 / 829.01 / 829.710
Eng. J5R A7
Eng. J6R 234 / 236 / 706
Eng. J6R 707 / 734
1995 ccm
61-85 kW (83-110 PS)

84-90

80-85

79-85

77-83

84-92

83-

88,00
41,75
2,00
4,00**793777-00-4**
910 IF Cr *
911 IF P
947 EX P

-

88,00

-

-

Espace I 2.2i**Espace II 2.2i****Master T28 2.2i****R 20 2.2****R 25 2.2i**Eng. 851.700
Eng. J7T 730 / 770 / 772 / 788
2165 ccm
67-93 kW (91-126 PS)

86-90

91-96

94-97

80-83

86-90

Clio 1.2Eng. E7 F
1171 ccm
44 kW (60 PS)

95-

88,00
41,75
2,00
4,00**793733-00-4**
910 IF Cr *
911 IF P
3PC Cr P

-

88,00

-

-

Clio / Express / Kangoo**R 19**Eng. E6 J / E7 J / R7 J
1390 ccm
55-59 kW (75-80 PS)

91-



MODEL / ENGINE

YEAR	Dia. CYL	KH VT MT	GL Ø x L		SM-REF	SM-REF.	Piston Dia.	SM-REF.	SM-REF.
------	-------------	----------------	-------------	--	--------	---------	----------------	---------	---------

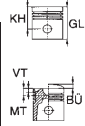
RENAULT

Master I Flatbed	82-86	88,00							
Chassis 28-35 2.0		4							
Master I Bus 28-35 2.0	80-86			1,50	910 IF Cr S	-	88,00	-	-
Master I Van 28-35 2.0	80-86			1,75	931 P				
Trafic Bus 2.0 / 4x4	86-89			3,00	3PC Cr				
Trafic Flatbed	85-89								
Trafic Van 2.0 / 4x4	86-89								
Master I Bus 28-35 2.0	86-98			1,50	910 IF Cr S	-	88,00	-	-
Master I Flatbed	89-93			1,75	931 P				
Espace 2.0 / i / Quadra	84-90			3,00	947 EX Cr P				
Espace Mk II 2.0	91-96								
25 2.0	84-92								
Fuego 2.0 TX/GTX	80-85								
18 2.0	82-86								
18 Variable 2.0 /	81-86								
All-wheel Drive 4x4									
21 2.0 / Savanna 2.0	91-93								
21 Saloon 2.0	86-93								
25 2.0	84-92								
Eng. 829 730 / 829 731									
Eng. J5R 716/718/722/726									
Eng. J5R 728									
Eng. J6R 234/236/706/707									
Eng. J6R 710/712/713/715									
Eng. J6R 716 /758-760/762									
Eng. J6R 792/793									
Eng. J7R 722/723/740									
Eng. J7R 746/747/751									
Eng. J7R 752/760/768									
1995 ccm									
57-129 kW (78-175 PS)									
20 2.2	80-83								
25 2.2	84-89								
21 2.2 / 4x4	86-94								
21 Saloon 2.2 / 4x4	86-94								
21 Savanna 2.2 / 4x4	86-93								
Espace 2.2 / Quadra	86-90								
Trafic Bus 2.2 / 4x4	89-94								
Trafic Van 2.2 / 4x4									
Eng. 851 700									
Eng. J7T 706/714/715									
Eng. J7T 730-733/754/755									
Eng. J7T 770/780									
2165 ccm									
85 kW-91 kW (95-124 PS)									



MODEL / ENGINE

YEAR

Dia.
CYLVT
MT

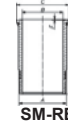
Ø x L



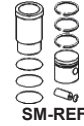
SM-REF



SM-REF.

Piston
Dia.

SM-REF.



SM-REF.

RENAULT DIESEL**Eng. K9K 700 / 702 / 704****Eng. K9K 706 / 710 / 712****Eng. K9K 722 / 724 / 728****Eng. K9K 729 / 732 / 750****Eng. K9K 732 / 750 / 752****Eng. K9K 760 / 764 / 766****Eng. K9K 768**

Clio II 1.5 DCI

Clio III 1.5 DCI

Kangoo 1.5 DCI

Mégane II 1.5 DCI

Modus 1.5 DCI

Thalia II 1.5 DCI

Scénic II 1.5 DCI

1461 ccm

48-78 kW (65-106 PS)

01-

05-

00-03

02-

03-

01-

03-

76,00

4

41,78

-0,48

-0,28

-14

66

MØ=39,70

25

x

60

T

2,00

2,00

2,50

793845-00-4

910 Cr *

931 P

947 EX Nit S

803830-00-1

RT

76,00

-

-

803830-50-1

-

-

Eng. F8M - A700

R5 / R9 / R11 / Express

1596 ccm

40 kW (55 PS)

83-86

78,00

4

47,25

-

-

-1,5

74,5

24

x

66,5

2,00

2,00

3,00

793827-00-4

910 Cr *

911

947 EX Cr

793827-50-4

803805-00-1

AK

78,00

953804-4

A=81

L=149

H=4,5

C=83,4

-

813805-4

-

-

803805-50-1

78,50

-

-

Eng. F8M - D720 / 730

R5 / R9 / R11 / TD Express

1596 ccm

40 kW (55 PS)

85-

78,00

4

47,25

-

-

-1,5

74,5

24

x

66,5

2,00

2,00

3,00

793827-00-4

910 Cr *

911

947 EX Cr

793827-50-4

803806-00-1

AK

78,00

953804-4

A=81

L=149

H=4,5

C=83,4

-

813806-4

-

-

803806-50-1

78,50

-

-

Eng. F8Q 630 / 632 / 662

Clio

Express

Kangoo

Megane

R 19

R 21

Rapid

1870 ccm

40-48 kW (55-65 PS)

91-97

91-

97-99

96-99

88-96

89-95

96-97

80,00

4

42,35

-

-

-4,5

70,5

24

x

63

2,00

2,00

3,00

793722-00-4

910 Cr *

911 P

947 EX Cr

793722-50-4

803840-00-1

RT

80,00

-

-

803840-50-1

80,50

-

-

Eng. F8Q 732 / 742

R19 / R21

Clio

1870 ccm

44-48 kW (60-65 PS)

89-

91-

80,00

4

42,5

-

-

-0,7

67,4

24

x

63

2,00

2,00

3,00

793829-00-4

910 Cr *

911 IF U

947 EX Cr

793829-50-4

803807-00-1

RT

80,00

-

-

803807-50-1

80,50

-

-

803807-80-1

80,80

-

-

803807-10-1

81,00

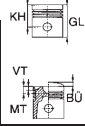
-

-



MODEL / ENGINE

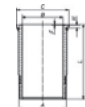
YEAR

Dia.
CYL

SM-REF



SM-REF.

Piston
Dia.

SM-REF.



SM-REF.

RENAULT DIESEL

Eng. F8QT-610 / 740

Eng. 768 / 784 / 785

R19

Mégane

1870 ccm

66-69 kW (90-94 PS)

92-
96-80,00
441,71
-
-0,7
66,6926
x
66,52,50
2,00
3,00793834-00-4
914 Cr *
911 P
947 EX Cr

793834-50-4

803808-00-1
RT / KK / HA

803808-50-1

80,00

-

-

Eng. F9Q 204 / 260

Eng. F9Q 650 / 664 / 670

Eng. F9Q 674 / 750 / 756

Eng. F9Q 758 / 800

Clio III 1.9 DCI

Laguna II 1.9 DCI

Laguna II Grandtour 1.9 DCI

Megane II 1.9 DCI

Megane Grandtour 1.9 DCI

Megane Grandtour II 1.9 DCI

1870 ccm

66-92 kW (90-130 PS)

05-
01-
01-07
03-09
99-01
03-0980,00
447,04
-
-0,75/-0,75
-17,8
77
-
MØ=38
-28
x
60
T2,50
2,00
3,00*NEW*
793843-00-4
910 IF Cr *
911 IF U
947 EX Cr*NEW*
803818-00-1

RT / KK

NEW
803818-50-1

80,00

-

-

Eng. F9Q 710 / 718

Eng. F9Q 730 / 732

Eng. F9Q 734 / 780

Clio / Kangoo / Laguna

Mégane / Scénic

1.9 DTI

1870 ccm

72-74 kW (98-100 PS)

97-05
97-0380,00
447,06
-
-17,8
77,4
MØ=3828
x
60
T2,50
2,00
3,00793843-00-4
910 IF Cr *
911 IF U
947 EX Cr

793843-50-4

803823-00-1

RT / AK

803823-50-1

80,00

-

-

Eng. F9Q 870 / 872

Scénic III

Grand Scénic III

Megane III

Megane CC

Megane III Grandtour

1870 ccm

96 kW (131 PS)

09-
09-
08-
10-
09-80,00
446,96
-
-13,27
70
-
MØ=48
-28
x
64
T2,50
2,00
3,00793843-00-4
910 IF Cr *
911 IF U
947 EX Cr

793843-50-4

NEW
803833-00-1

RT / KK

NEW
803833-50-1

80,00

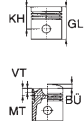
-

-



MODEL / ENGINE

YEAR

Dia.
CYLVT
MT

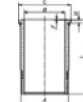
Ø x L



SM-REF



SM-REF.

Piston
Dia.

SM-REF.



SM-REF.

RENAULT DIESEL**Eng. F8Q 620**

Megane I 1.9 Eco

Megane I Classic 1.9 D

Eng. F8Q 630

Clio II Box 1.9 D / Clio Mk II 1.9 D

Kangoo D 65

Kangoo Express D 65 1.9

Thalia 1.9 D

Eng. F8Q 632

Clio II Box 1.9 D / Clio Mk II 1.9

Kangoo 1.9 REXD

Kangoo D 65

Kangoo Express 1.9 D

Kangoo Express D 65 1.9

Eng. F8Q 640

Extra Van 1.9 D

Eng. F8Q 662

Clio II Box 1.9 D

Clio Mk II 1.9 D

Kangoo D 55 1.9 / Express

Eng. F8Q 706

1.9 D / Box 1.9 D

Mk II Box 1.9 D

Saloon 1.9 D

Eng. F8Q 710

1.9 D / Box 1.9 D

Saloon 1.9 D

Savanna 1.9 D

Eng. F8Q 722 / 724**Eng. F8Q 774 / 776**

Extra Van 1.9 D

Eng. F8Q 730/732

Clio 1.9 D / Clio I Box 1.9 D

Eng. F8 Q 742

1.9 D / Box 1.9 D

Mk II 1.9 D / Box 1.9 D

1870 ccm

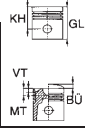
47-48 kW (64-67 PS)

YEAR	Dia. CYL	VT MT	Ø x L	SM-REF	SM-REF.	Piston Dia.	SM-REF.	SM-REF.
	80,00							
	4			793530-00-4	803501-00-1	80,00	953510-4	-
96-			x	2,00	910 Cr *		A=83	
96-			65	2,00	911 P	RT / HA	L=143,5	
				3,00	947 EX Cr		H=4,5	
98-05			76,95				C=84,9	
97-							semi	
97-								
98-01				793530-50-4	803501-50-1	80,50	-	-
				793530-10-4	803501-10-1	81,00	-	-
00-01								
99-01								
97-								
99-03								
97-								
94-98								
99-00								
98-05								
97-								
88-92								
92-95								
89-92								
89-93								
89-93								
86-94								
91-98								
91-98								
92-95								



MODEL / ENGINE

YEAR

Dia.
CYL $\varnothing \times L$ 

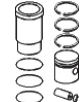
SM-REF



SM-REF.

Piston
Dia.

SM-REF.



SM-REF.

RENAULT DIESEL**Eng. M9R 610 / 615 / 700**

84,00

Eng. M9R 721 / 722 / 724

4

2,50

793854-00-4

-

84,00

-

-

Eng. M9R 722 / 724 / 740

2,00

913 Cr P *

Eng. M9R 742 / 744 / 746

2,00

931 P

Eng. M9R 746 / 748 / 750

2,00

947 EX Cr *

Eng. M9R 760-763 / 782**Eng. M9R 800 / 802 / 809****Eng. M9R 816 / 830 / 832**

Espace IV 2.0 DCI

06-

Grand Scénic II 2.0 DCI

05-

Grand Scénic III 2.0 DCI

09-

Koleos 2.0 DCI / 4x4

08-

Laguna Coupe 2.0 DCI

08-

Laguna II 2.0 DCI

05-

Laguna II Grandtour 2.0 DCI

05-

Laguna III 2.0 DCI

07-

Laguna III Grandtour 2.0 DCI

07-

Megane CC 2.0 DCI

10-

Megane II 2.0 DCI

05-

Megane II Coupé-Cabriolet 2.0 DCI

05-

Megane II Estate / Saloon 2.0 DCI

05-

Megane III Coupe /

09-

Grandtour / Hatchback / 2.0 DCI

Scénic II 2.0 DCI

05-

Scénic III 2.0 DCI

09-

Trafic II Box 2.0 DCI 90

06-

Trafic II Box 2.0 DCI 115

Trafic Bus 2.0 DCI 115

Trafic II Platform 2.0 DCI 90

Trafic II Chassis 2.0 DCI 115

Vel Satis 2.0 DCI

05-

1995 ccm

66-132 kW (89-180 PS)

Eng. M9R 780 / 786 Euro 4**Eng. M9R A 700 Euro 4****Eng. M9R B 721 Euro 4****Eng. M9Ra 742 Euro 4**

Scenic 2.0 CDI

05-

Trafic II 2.0 DCI 115

01-

Trafic II Box 2.0 DCI 90

06-

Trafic II Bus 2.0 DCI 115

Trafic II

Platform/Chassis 2.0 DCI 90/115

06-

1995 ccm

66-110 kW (89-150 PS)

Eng. M9T 670 / 672 / 676

85,01

47,88

32

2,50

793804-00-4**803848-00-1**

85,01

-

-

Eng. M9T 686 / 690

4

-

x

2,00

913 Cr *

Eng. M9T 692 / 694 / 696

-

65

2,00

911 IF UP

RT / KK

Eng. M9T 698

-16,2

2,00

947 Nit S

Euro 4 & 5

76

Eng. M9T 606 / 678 / 680

-

Eng. M9T 870 / 872 / 876

MØ=50

Eng. M9T 880 / 882 / 890**Eng. M9T 892 / 896 / 898**

Master III 2.3 DCI 10

10-

Master III 2.3 DCI 100 / 125











10-

Master III 2.3 DCI 150

10-

2298 ccm

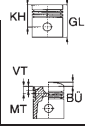
74-107 kW (101/125/146 PS)

 MODEL / ENGINE	YEAR	 Dia. CYL	 VT MT	 Ø x L		 SM-REF	 SM-REF.	 Piston Dia.	 SM-REF.	 SM-REF.
RENAULT DIESEL Eng. J8S Atmo / 852 R21 / R25 2068 ccm 65 kW (88 PS)		86,00 4			2,25 2,00 3,00	793808-00-4 910 IF Cr * 911 947 EX Nit P	-	86,00	-	-
Eng. 852.720 / 750 Eng. 852.A700 / B710 Eng. J8S.330 / 704 Master Nevada P1000/1200/1400/323/PA32 PA93 / R1275 / 1344 / 1354 R18 / R20 / R21 / R25 2068 ccm 47-49,5 kW (64-67 PS)	79- 88-95 85-	86,00 4	51 - - -3,8 92,9	28 x 75	2,00 2,00 4,00	793824-00-4 910 Cr * 911 947 EX Cr	803824-00-1 RT / AK	86,00	953809-4 A=93,6 L=166 H=93,05	813824-4
Eng. J8S 708 / 12 / 14 R18TD / R20TD / R21TD R25TD / R30TD / Fuego Espace TD Nevada 2068 ccm 62/65,5 kW (85/88 PS)	81- 88-95	86,00 4	50,99 - - -4 93	28 x 75	2,50 2,50 4,00	793830-00-4 914 Cr * 931 P 947 EX Cr	803809-00-1	86,00	953809-4 A=93,6 L=166 H=93,05	813809-4
Eng. J8 S Espace / Fuego / Nevada R18 / 20 / 25 / 30 2068 ccm 62-65,5 kW (85-88 PS)	81-95	86,00 4			2,50 2,50 3,00	793831-00-4 914 Cr * 931 P 947 EX Nit P	-	86,00	-	-
Eng. G8 T Espace / Safrane / Laguna 2188 ccm 83 kW (113 PS)	96-00	87,00 4			3,00 1,75 2,50	793844-00-4 910 IF Cr * 931 P 947 EX Nit S	-	87,00	-	-
Eng. G9T 600/605/606/642 Eng. G9T 642/645/700/702 Eng. G9T 703/704/706/707 Eng. G9T 710/712/720/722 Eng. G9T 742/743/750 Laguna II 2.2 DCI/Sport Tourer Vel Satis 2.2 DCI Espace Mk III 2.2 DCI Espace Mk IV 2.2 DCI Avantime 2.2 DCI Master II Box 2.2 DCI 90 Master II Flatbed /Chassis 2.2 Master II Van 2.2 DCI 2198 ccm 66-110 kW (89-150 PS)	04-05 04- 00-02 06- 02-03 00-	87,00 4			3,00 1,75 2,50	793849-00-4 913 Cr * 931 P 947 EX Nit S	-	87,00	-	-
Eng. G8 T Espace / Laguna / Safrane 2188 ccm 83 kW (113 PS)	96-	87,00 4			3,50 1,75 2,50	793833-00-4 914 Cr * 911 IF U P 947 EX Nit S	-	87,00	-	-



MODEL / ENGINE

YEAR

Dia.
CYL

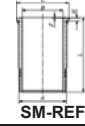
Ø x L



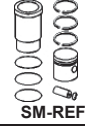
SM-REF



SM-REF.

Piston
Dia.

SM-REF.



SM-REF.

RENAULT DIESEL**Eng. G8 T**Espace / Laguna
Safrane 2.2D
2188 ccm
61-62,5 kW (83-85 PS)

93-01

87,00
42,50
1,75
2,50**793836-00-4**
910 IF Cr *
911 IF U P
947 EX Nit S

-

87,00

-

-

793836-50-4

-

87,50

-

-

Eng. GU 630 / 632 / 650Euro 4
Trafic II Bus / Flatbed / Van
Chassis 2.5 DCI 145
Master III Box / Bus / Flatbed
Chassis 2.5 DCI 145
2464 ccm
74-88 kW (101-146 PS)06-
06-
06-**89,00**
43,00
1,75
2,50**793850-00-4**
913 Cr *
931 P
947 EX Nit S

-

89,00

-

-

793850-50-4

-

-

-

-

Eng. G9U 720 / 724**Eng. G9U 730 / 750 / 754**Euro 3
Master II Bus / Flatbed
Chassis / Van 2.5 DCI 120
Trafic II 2.5 DCI
Trafic II Bus / Flatbed
Chassis / Van 2.5 DCI 135
Master 2.5 DCI
Master III Box / Bus / Flatbed
Chassis 2.5 DCI 100
2463 ccm
73-99 kW (99-135 PS)01-
03-
02-
03-
03-**89,00**
42,50
1,75
2,50**793851-00-4**
910 IF Cr
931 P
947 EX Nit S

-

89,00

-

-

793851-50-4

-

89,50

-

-

Eng. 8140 58U / 68U**Eng. S8 U**Master
P1800 / P30D / P35D / P350
T1400 / T1800 / T350 / T35D
2445 ccm
51 kW (69 PS)81-
80-
80-**93,00**
455
-
-
-2,2
90
32
x
75,23,00
2,00
4,00**792052-00-4**
910 Cr P *
931 P
947 EX Cr**802052-00-1**

RT / HA / AK

93,00

-

-

Eng. 8140.61.2300**Eng. S8U 730****Eng. S8U 731****Eng. 8140.61.240 (Sofim)****Eng. S8U 720 / S8U 722****Eng. 8140.61.235****Eng. S8U 758**Master 2.4 D
Master I Bus 28-35 2.4 D
Master I Flatbed/Chassis 2.5D
Master I Van 28-35 2.4 D
Master I Flatbed/Chassis 2.4D
Master I Van 2.4
Trafic Bus 2.5 D / 4 x 4
Trafic Flatbed / Chassis 2.5 D
Trafic Van 2.5 D
2445 ccm
51-55 kW (69-75 PS)-81
-81
-81
-81**93,00**
42,00
2,00
4,00**792060-00-4**
910 Cr *
931 P
947 EX Cr

-

93,00

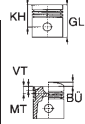
-

-



MODEL / ENGINE

YEAR

Dia.
CYL

Ø x L



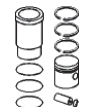
SM-REF



SM-REF.

Piston
Dia.

SM-REF.



SM-REF.

RENAULT DIESEL**Eng. 8140 27.2700**B90 / Master
2499 ccm
68 kW (92 PS)

90-93

93,00
458,75
-
-18,05
96,75
MØ=3832
x
783,00
2,00
3,00**792001-00-4**
914 Cr *
911 P
947 EX Cr**802012-00-1**

93,00

-

-

Eng. 8140.07.2700 / 01**Eng. 8140.07.2701****Eng. 8140.67.2580 E2**Master 2.5 D
Master B80
Trafic Bus 2.5 D
2499 ccm
55 kW (75 PS)

89-93

89-01

93,00
43,00
2,00
3,00**794014-00-4**
914 Cr *
931 P
947 EX Cr

-

93,00

-

-

Eng. 8140 67.2500**S8 U.750 / 753****S8 W.732 / 742**Master
2499 ccm
55 kW (75 PS)

85-94

93,00
454
-
-2,2
8932
x
75,23,00
2,00
3,00**792002-00-4**
910 Cr P *
931 P
947 EX Cr**802011-00-1**

93,00

952001-1
A=96
L=167,3
H=5
C=98,9
semi

-

Eng. 8140.47.2530**Eng. 8140.47.2700****Eng. 8140.47.2721****Eng. 8140.47.2785**Euro 1
Master 2.5 TD
2499 ccm
85 kW (116 PS)

80-

89-98

93,00
43,00
2,00
3,00**794014-00-4**
914 Cr *
931 P
947 EX Cr

-

93,00

-

-

Eng. S9 U 714Master I Bus / Van 35 2.5 TD
2499 ccm
69 kW (93 PS)**Eng. 8140.23.2585****Eng. 8140.43.3700**Euro 2
B 110 / B 110.45 / Master
2798 ccm
76-85 kW (103-115 PS)

96-

94,40
43,00
2,00
3,00**792090-00-4**
914 Cr P *
911 IF
947 EX Nit

-

94,40

-

-

Eng. 8140.43 S**Eng. Sofim Hp 125 TCA**Mascott 130
2798 ccm
92 kW (125 PS)

01-04

94,40
458,75
-
-19,45
MØ=39,3
87,632
x
72
T2,50
2,00
2,50**792091-00-4**
914 Cr *
911 IF
947 EX Nit S**802018-00-1**

RT / KK / AK

94,40

-

-

792091-40-4

-

94,80

-

-

Eng. 8140.63Master
2798 ccm
85 kW (115 PS)

96-

94,40
43,00
2,00
2,50**792092-00-4**
914 Cr *
911 IW U
947 EX Nit S

-

94,40

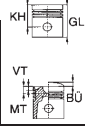
-

-



MODEL / ENGINE

YEAR

Dia.
CYL

SM-REF



SM-REF.

Piston
Dia.

SM-REF.



SM-REF.

RENAULT DIESEL**Eng. 8140.23 / 43**Euro 2
B 110/B 110.45 / Master
2798 ccm
76-85kW (103-115 PS)

96-

94,40
458,75
-
-19,45
MØ=1932
x
72
T3,00
2,00
2,50**792092-00-4**
914 Cr *
8
947 EX Nit S**802018-00-1**
RT / KK / AK

94,40

-

-

ROVER**25 1.1****25 1.1 16V****100 Convertible 111****100 Metro 111 C/L/S****200 211**Eng. 11 K2D / 11 K4F
1120 ccm
44/55 kW (60/70 PS)

99-01

04-05

94-97

90-98

98-00

75,00
41,00
1,20
2,00**790622-00-4**
910 Nit S
931 P
3PC Nit

-

75,00

-

-

25 1.4 16V**45 1.4 / Saloon 1.4****100 Convertible 114****100 Metro 114 GTI 16V****100 Metro 114 GTI/GT/S/L****100 Metro 114 GSi****200 Hatchback 214 /Gsi / Si****200 214i / 214 Si****400 414 GSi/Si CAT****400 414 GSi/Si****400 414 / Si****400 Hatchback 414****400 Hatchback 414 Si****Cabriolet 214 1.4i****Streetwise 1.4**Eng. 14 K2A / 14 K2D / 14 K2F
Eng. 14 K4C / 14 K4D / 14 K4F
Eng. 14 K4M
1396 ccm
55-76 kW (75-105 PS)

99-05

00-05

94-9

90-91

90-98

94-95

89-95

95-00

93-95

90-95

93-99

96-97

95-00

90-99

03-05

25 1.6 16V**45 1.6 / Saloon 1.6****200 216 Si / 400 416 Si****400 Hatchback 416 Si****Cabriolet 216 1.6i 16 V****Coupe 1.6 16V****Streetwise 1.6**Eng. 16 K4F
1588 ccm
81 kW (110 PS)

99-05

00-05

95-00

95-00

96-99

96-99

04-05

80,00
41,00
1,20
2,00**790623-00-4**
910 Nit S
931 P
3PC Nit

-

80,00

-

-

25 1.8 16V**45 1.8 / Saloon 1.8****75 1.8****75 Tourer 1.8****200 218 K Vi****200 218 Si****400 Tourer 1.8i****Streetwise 1.8****Coupe 1.8 16V**Eng. 18 K4F / 18 K4K
1796 ccm
87-110 kW (118-150 PS)

99-05

00-05

99-05

01-05

95-00

99-00

96-98

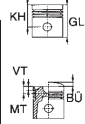
03-05

96-99



MODEL / ENGINE

YEAR

Dia.
CYL

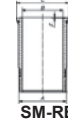
Ø x L



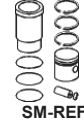
SM-REF



SM-REF.

Piston
Dia.

SM-REF.



SM-REF.

ROVER

75 2.5 V6
800 / 825 Si Lux
800 Coupe / 825 Si
 Eng. 25 K4F
75 2.5 V6
75 Tourer 2.5 V6
 Eng. KV 6
 2497 ccm
 129/130 kW (175/177 PS)

01-
96-99

99-01
01-

80,00
V6

1,20
1,50
2,50

790625-00-6
910 Cr S Fe
931 P
3PC Cr P

-

80,00

-

-

ROVER DIESEL

Eng. TUD5
 100 115 D
 1527 ccm
 42 kW (57 PS)

94-98

77,00
4
40,4
-
-1,65
66,3
-

23
x
60

2,00
1,75
3,00

793726-00-4
910 Cr *
911 IF U P
947 EX Cr

803726-00-1

77,00

-

-

793726-40-4**803726-40-1**

77,40

-

-

Eng. 25 6 T
 Range Rover II 2.5 TD
 2497 ccm
 100-102 kW (136-139 PS)

80,00
6

3,00
1,75
3,00

790659-00-3
914 Cr *
931 P
947 EX Cr

-

80,00

-

-

Eng. XUD7 TE
 200 / 400 / Tourer
 218 / 418
 1769 ccm
 66 kW (90 PS)

91-
92-

80,00
4

3,00
2,00
3,00

793727-00-4
914 Cr *
911 P
947 EX Cr

-

80,00

-

-

Eng. M 47 R
 75 2.0 CDT
 75 Tourer 2.0 CDT
 1950 ccm
 85 kW (116 PS)

99-
01-

84,00
2

3,00
2,00
3,00

790738-00-2
914 Cr *
931 P
947 EX Cr P

-

80,00

-

-

Eng. XUD9 (47 kW)
 218 D
 418 D
 1905 ccm
 47-52 kW (64-71 PS)

92-94
91-95

83,00
4

2,00
2,00
3,00

793723-00-4
910 Cr P *
911 IF U P
947 EX Cr P

-

83,00

953702-4
A=86
L=153,5
semi

-

793723-50-4

-

83,50

-

-

793723-80-4

-

83,80

-

-

NEW**793723-10-4**

-

84,00

-

-

Eng. 244DT (Duratorq)
 Defender Cabrio 2.4 TD4 4x4
 Defender Pickup 2.4 TD4 4x4
 Defender Station Wagon 2.4 TD4
 2402 ccm
 88 kW (120 PS)

07-
07-
07-

89,90
4

2,00
2,00
2,00

792169-00-4
910 Nit S
931 P
947 EX Nit

-

89,90

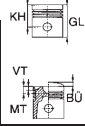
-

-



MODEL / ENGINE

YEAR

Dia.
CYLVT
MT

Ø x L



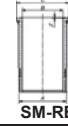
SM-REF



SM-REF.



SM-REF.

Piston
Dia.

SM-REF.



SM-REF.

ROVER DIESEL**Eng. HR 492 HI / HAT**2400 SD Turbo
2392 ccm
67-84 kW (91-114 PS)

82-87

92,00
42,50
2,00
4,00**795202-00-4**
914 Cr *
931
947 EX Cr

-

92,00

-

-

RUGGERINI**Eng. RD 200****85,00**
22,00
2,00
4,00**794152-00-2**
910 Cr P
911 IF
948 EX P

-

85,00

-

-

Eng. RD / RF / RM 90Acme ADN 54
Eng. RD / RM / RW 120
Eng. RDM 901**90,00**
12,00
2,00
4,00**794150-00-1**
910 Cr P *
911 P
948 EX

-

90,00

-

-

Eng. RD 210**Eng. D / RW 220**
Eng. RDM 902**90,00**
2**Eng. RD 270****95,00**
22,50
2,50
2,50
5,50**794157-00-2**
910 IF Cr
911 IF P
911 IF P
947 EX Cr P

-

95,00

-

-

Eng. CRD / RD 100
Eng. RD 170**100,00**
12,50
2,50**794156-00-1**
910 Cr *
911 P

-

100,00

-

-

Eng. CRD 100/2
Eng. RP 320**100,00**
22,50
5,00911 P
947 EX Cr**RVI****Eng. 671**SG2E / 4N / 4L / SB2F
2141 ccm
56,5 kW (77 PS)

56-69

88,00
42,00
2,00
4,50**794003-00-4**
910 Cr P *
911 P
947 EX

-

88,00

-

-

Eng. XDP 90SG 1
2112 ccm
46 kW (62 PS)

73-76

90,00
42,00
2,00
2,00
4,50**793708-00-2**
910 Cr P *
911 P
930 P
947 EX Cr P

-

90,00

-

-

Eng. 8140.61.235 / 200
Eng. 8144.972445 ccm
53 kW (72 PS)

-81

93,00
42,00
2,00
4,00**793741-00-4**
910 Cr *
911 P
947 EX Cr

-

93,00

-

-

793741-50-4

-

93,50

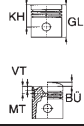
-

-



MODEL / ENGINE

YEAR

Dia.
CYL

Ø x L



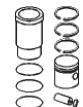
SM-REF



SM-REF.

Piston
Dia.

SM-REF.



SM-REF.

RVI

Eng. 817.01-042600 ccm
53-55 kW (72-75 PS)93,00
42,00 910 Cr *
2,00 911 P
4,00 947 EX

794010-00-4

-

93,00

-

-

Eng. 8140.21.235 IDS2445 ccm
68-71 kW (92-96 PS)93,00
43,00 914 Cr *
2,00 911 P
3,00 947 EX Cr

792001-00-4

-

93,00

-

-

Eng. 8140.27.2565 / 2582**Eng. 8140.27.2585**2499 ccm
78-92 kW (106-125 PS)

93,40

792001-40-4

-

93,40

-

-

Eng. 8140.07.2585Euro 1 & 2
2499 ccm
55 kW (75 PS)

89-93

93,00
43,00 914 Cr *
2,00 931 P
3,00 947 EX Cr

794014-00-4

-

-

-

-

Eng. 8140.47.2530 IDR**Eng. 8140.07.2585**

Euro 1

Eng. 8140.47 / B / R / S

2700..3700 (Sofim)

Eng. 8140.472499 ccm
85 kW (116 PS)

-

-

-

-

-

-

-

-

Eng. 8140.61.235**Eng. 8144.61.200****Eng. 8144.97**2445 ccm
53 kW (72 PS)

-81

93,00
43,00 910 Cr P *
2,00 931 P
4,00 947 EX Cr

792052-00-4

-

93,00

-

-

3,00 910 Cr P *
2,00 911 P
4,00 947 EX Cr

794015-00-4

-

93,00

-

-

Eng. 8140.61.235**Eng. 8144.61.200****Eng. 8144.97**2445 ccm
53 kW (72 PS)

81-

93,00
42,00 910 Cr *
2,00 931 P
4,00 947 EX Cr

792060-00-4

-

93,00

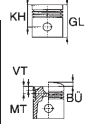
-

-

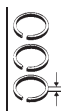


MODEL / ENGINE

YEAR

Dia.
CYLVT
MT

Ø x L



SM-REF



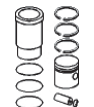
SM-REF.



SM-REF.

Piston
Dia.

SM-REF.



SM-REF.

RVI

Eng. 8140.23.2585
Eng. 8140.43.C.2586
Eng. 8140.43.C.3586
Eng. 8140.43.C.3588
 2800 ccm
 78 kW (106 PS)

Eng. 8140.43.2585
 Euro 2 (Sofim)
 2800 ccm
 90 kW (122 PS)

Eng. 8140.43.S.2585
 Euro 2
Eng. 8140.43.S.3585
 Euro 3
 2800 ccm
 92 kW (125 PS)

94,40
43,00
2,00
3,00

792090-00-4
 914 Cr P *
 911 IF
 947 EX Nit

up to Eng. No.
2572279

-

94,40

-

-

2,50
2,00
2,50

792091-00-4
 914 Cr *
 911 IF
 947 EX Nit S

792091-40-4

from Eng. No.
2572280

-

94,40

-

-

-

94,80

-

-

Eng. 712.01-04
Eng. 71208 / 599 LE1
 3017 ccm

98,00
43,00
2,50
2,50
4,50

794001-00-4
 914 Cr P *
 911 IW
 930
 947 EX Cr

-

98,00

-

-

Eng. 712.01-04 / 08
 D5T / SG2D3500 / 3800
 SG2DM3500 / 3800
 SG2MB35/38 / SG4 / DL / DM
 SG4 DN / DXL / SM4/5
 3319 ccm
 56-65 kW (76-88 PS)

68-83

98,00
475,38
-
-36,65
119,3836
x
843,00
2,50
4,50

794008-00-4
 914 Cr P *
 911 IW
 947 EX Cr

804008-00-1

 RT

98,00

954008-1
 C=111,95
 L=220,5
 H=8
 C=118,9
 F=0,8

-

Eng. AD 4.236
 380K / 560-C / K / LN / EL
 LE 35 / Stradair 05/10
 3865 ccm
 62,5 kW (85 PS)

61-78

98,48
42,38
2,38
2,38
6,33

793609-00-2
 910 IF Cr
 910 IW P
 910 IW P
 947 EX Cr

-

98,48

-

-

Eng. 6.354 / V
 5800 ccm
 71-87 kW (97-118 PS)

98,48
62,38
2,38
2,38
6,33
6,33

793620-00-2
 910 IF Cr
 910 IW P
 910 IW P
 947 EX Cr
 946 P

793620-75-2

793620-10-2

-

98,48

-

-

-

99,23

-

-

-

99,48

-

-

Eng. 800
 Crusair 2AV800
 3AV800 / PR100
 6910 ccm
 125 kW (170 PS)

100,00
V82,50
2,50
2,50
5,00

790404-00-2
 910 Cr *
 911 P
 911 P
 947 EX P

-

100,00

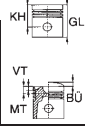
-

-



MODEL / ENGINE

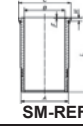
YEAR

Dia.
CYL

SM-REF



SM-REF.

Piston
Dia.

SM-REF.



SM-REF.

RVI

Eng. 597

SM 7-F 3000 / F 3500
F 4000 / F 4500
SM 8-F 3000
5278 ccm
92,5 kW (126 PS)

67-

100,00
6

3,00
2,50
2,50
5,00

794004-00-2
914 Cr P *
911 P
911 P
947 EX Cr

-

100,00

-

-

Eng. 720.01-03/05/08/12

90B / IK60 / IK65 / IK75 / SG5
SG5C / SM5
3593 ccm
67,5-73,5 kW (92-100 PS)

72-86

102,00
4

75,58
-
-
-37,95
120,6

38
x
86
3,00
2,50
5,00

794009-00-2
914 Cr *
911
947 EX Cr

804009-00-1
RT

102,00

954009-1
C=114
L=220,7
H=8
F=0,7

814009-1

Eng. 798.00/10/20

SM 8-TU / JP13T / JR1 / JN75
13BUL / JP11 / 130 / 150 / 95130
5490 ccm
110-113 kW (150-154 PS)

102,00
6

3,00
2,50
2,50
5,00

794011-00-1
914 Cr *
911
911
947 EX Cr

-

102,00

-

-

NEW
794011-50-1

-

102,50

-

-

Eng. MIDR 06.02.26 D

C 230 / CLR 230 / G 220
G230ti / G230.13 / 15 / 16 / 18
M 230
6177 ccm
166 kW (226 PS)

102,00
6

71,23
-
-
-20,83
108,23

42
x
84
3,50
2,50
4,00

794012-00-2
914 Cr *
911
947 EX Cr

804012-00-1
RT

102,00

954012-1
C=122,5
L=218
H=8

814012-2

924012-1
2 x FP 3,0

Eng. MID 06.20.30

Eng. MIDS 06.20.30

Eng. MIDS 06.20.30 B

Eng. MIDS 06.20.30 D/N

G230.19 / G210.19
950 KTB 6S / KB 6S
PR12/14 / TB231 / GLR230
GF231/ GC231 / PR10
8822 ccm
153-169 kW (208-230 PS)

77-88

120,00
6

94,3
-
-1/-0,8
-25,21
150,8

50
x
97
3,25
3,00
3,00
4,00

790409-00-1
914 Cr *
911
931
947 EX Cr

804010-00-1
RT / AK

120,00

954010-1
C=147
L=261
H=9,28
F=0,82

814010-2

923820-1
2 x FP 2,0
3 x FP 3,0

Eng. M420 / MDX 16M

Eng. MDX 24 M / 26M

44M / 44M3 / 46M
48M / MDXM
6328 ccm
88,5 kW (120 PS)

57-77

120,00
4

90,1
-
-
-44,8
147

45
x
100
3,25
3,00
3,00
6,00

790407-00-1
914 Cr *
911
931
947 EX Cr

803815-00-1
RT

120,00

953815-1
C=149
L=275
H=10,05
F=0,9

813815-1

Eng. M520 / MDU 24M

44M / 44M3 / 45M
MDU 46M3 / MDUMK
MDZ
7917 ccm
111 kW (151 PS)

57-77

120,00
5

Eng. M620.2

9500 ccm
132,5 kW (180 PS)

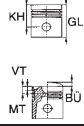
57-77

120,00
6



MODEL / ENGINE

YEAR

Dia.
CYL

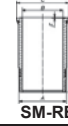
Ø x L



SM-REF



SM-REF.

Piston
Dia.

SM-REF.



SM-REF.

RVI

Eng. MID 06.20.30 C
Eng. MIP 06.20.30
 8822 ccm
 136-158 kW (185-215 PS)

75-87
75-87**120,00**
674,45
-
-24,7
130,9541,972
x
1003,25
3,00
4,00**790418-00-1**
914 Cr *
911 IF Cr
947 EX Cr**803819-00-1**
RT

120,00

953819-1
A=135
L=241
H=9,28
C=147
F=0,82**813819-2**
923820-1
2 x FP 2,0
3 x FP 3,0**790410-00-1**
3,25 914 Cr *
3,00 911
4,00 947 EX Cr

-

120,00

-

-

790405-00-1
3,00 914 IF Cr *
3,00 911 IF Cr
4,00 947 EX Cr

-

120,00

-

-

790408-00-1
3,00 914 IF Cr *
3,00 911
4,00 947 EX Cr

-

120,00

-

-

Eng. MIDR 06.20.45
 B / B3 / DD / D3 / D41
 E / E 2 / E41 / H / M41 / B
 Euro 1
 9839 ccm
 195-250 kW (261-340 PS)

82-98

120,00
683,8
-
-0,8/-1,1
-23
134,8
MØ=7050
x
97,43,50
3,00
4,00**790421-00-1**
914 Cr P *
911
947 EX Cr**804015-00-1**
RT

120,00

-

-

Eng. MIDR 06.20.30 A
Eng. MIDR 06.20.45 A/2
Eng. MIHR 06.20.45 A41^{Eu.2}
Eng. MIPR 06.20.45 / A
Eng. MIPR 06.20.45 B3^{Eu.1}
Eng. MIPR 06.20.45 C3^{Eu.1}
Eng. MIPR 06.20.45 E

C 290
 C 300
 FR 1
 G 290 / 300 / 320
 G 260
 G 280
 PER 180
 PR 100
 PR 100
 PR 112 / 118
 PR 180
 PR 180
 R 332
 Tracer

9839 ccm
 152-265 kW (207-360 PS)

95-
92-
95-
95-
82-89
82-93
95-
92-95
95-
96-
91-
92-94
96-03
96-**120,00**
683,8
-
-0,8/-1,1
-23,3
134,8
MØ=7450
x
97,43,50
3,00
4,00**790421-00-1**
914 Cr P *
911
947 EX Cr**803810-00-1**
RT / AK

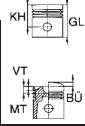
120,00

953810-1
A=135
L=261
H=9,35
C=147,30**813813-2**
923810-1
2 x FP 2,0
3 x FP 4,0*NEW*
953814-1
A=135
L=257
H=9,36
C=147,5
F=0,75*NEW*
923820-1
2xFP 2,0
3xFP 3,0



MODEL / ENGINE

YEAR

Dia.
CYL

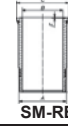
Ø x L



SM-REF



SM-REF.

Piston
Dia.

SM-REF.



SM-REF.

RVI

Eng. MID 06.20.30
Eng. MIDS 06.20.30 B/D
Eng. MIDS 06.20.30 N
Eng. MIPS 06.20.30
 TB 231/T
 8820 ccm
 104-169 kW (141-230 PS)

120,00
63,25
3,00
3,00
4,00**790433-00-1**914 Cr *
911 IF Cr
911
947 EX Cr

-

120,00

-

-

Eng. MIDS 06.20.30
 G 230 SP
 8821 ccm
 169 kW (230 PS)

Eng. MIDR 06.20.45

Agora Citybus
 C 300 / G 270
 DG 290
 G 290
 G 300
 G 340
 Kerax 300 / 340
 Maxter 300 / 340
 PR 180 / R 340
 Premium 300 / 340
 R 312
 9839 ccm
 188-249 kW (298-338 PS)

96-
92-
86-88
85-89
90-
90-92
97-
96-
91-
96
86-93120,00
683,8
-
-1,0/-0,8
-24,08
134,8
-
MØ=7450
x
97,43,50
3,00
4,00**793147-00-1**914 Cr P *
911 IF Cr
947 EX Cr**803814-00-1**

RT

120,00

-

-

Eng. MIDS 06.20.45

PR 180
 R 312
 9839 ccm
 152-169 kW (207-230 PS)

84-89
86-93**Eng. D 2156**

HM / HMN / MGN / MY / MNY
 MYN / HNY / HM2 / HM3
 E7/110/125/SM200/240/HAT
 SM32.240 / 21.240 / JM200.2
 SH280TU / SH36.280TU
 10343 ccm
 141-169 kW (192-230 PS)

66-75
68-78121,00
694
-
-48,6
16245
x
1023,50
3,00
3,00
5,50**793106-00-1**914 Cr *
911 P
930 P
947 EX Cr**803121-00-1**

RT / HA

121,00

953101-1
A=125,99
L=287
H=8
C=132**813121-1****Eng. D 2356**

HM6 DK / HMN5
 SM260 / SM260 HAT
 SM260 MT / 260 V / E7
 10690 ccm
 169 kW (230 PS)

74-80

123,00
694
-
-50,5
16245
x
1023,50
3,00
3,00
5,50**793116-00-1**914 Cr P *
911 P
930 P
947 EX Cr P**803123-00-1**

RT / HA

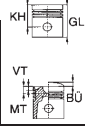
123,00

953123-1
A=125,99
L=287
H=8,03
C=132**813123-1**



MODEL / ENGINE

YEAR

Dia.
CYLVT
MT

Ø x L



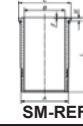
SM-REF.



SM-REF.



SM-REF.

Piston
Dia.

SM-REF.



SM-REF.

RVI

Eng. MIDR 06.23.56

Built-in motor
Kerax
11160 ccm
294 kW (400 PS)123,00
678,3
-
-0,9
-24,1
120,3
-
MØ=75
-22
x
97,43,50
3,00
4,00790430-00-1
914 IW Cr *
911 IF Cr
947 EX Cr803821-00-1
RT

123,00

953817-1
A=135
L=257
H=9,35
C=147
F=0,75813822-2
Vi=2/1/1
923802-1
2 x FP 2,0
1 x FP 5,5
1 x FP 5,5790431-00-1
914 Cr P *
911 IF Cr
947 EX Cr

123,00

Eng. DXi 11

330 / 370.18 / 26
10800 ccm
272-331 kW (370-450 PS)

05-

123,01
678,4
-
-1/-1
-16,9
114,4
-
MØ=83,60
-54
x
73
T3,50
2,50
3,00790419-00-1
914 IF CCL S
911 IF U Nit S
947 EX Nit S*NEW*
803849-00-1

123,01

NEW
953813-1
A=139
L=249,5
H=11,20
C=148,96
F=0,85*NEW*
813849-1
NEW
925109-1
1 x EP 2,4
1 x EP 5,0
1 x FP 5,0

Eng. DXi 11

Premium 2 Distr. / Route
Premium 2 Lander
Kerax
10800 ccm
246-328 kW (335-446 PS)

05-

06-

05-

123,00
63,00
2,50
3,00790432-00-1
914 IF Cr *
911 IF U P
947 EX Nit S

-

123,00

Eng. MIDR 06.24.65
Eng. MIDR 06.24.65 A/42
Eng. MIDR 06.24.65 B/42
Eng. MIDR 06.24.65 C/42AE 390.18/.19/.26
AE 430.18/.19/.26
12000 ccm
287-316 kW (390-430 PS)

-96

-96

123,85
63,16
2,39
4,75790429-00-1
914 Cr P *
911 IF Cr P
947 EX Cr P

-

123,85

Eng. D 2565 M

9510 ccm
92-141 kW (125-192 PS)

73-

125,00
53,00
3,00
5,00793107-00-1
914 Cr *
911 P
947 EX Cr

-

125,00

Eng. D 2566 MXF

11407 ccm
125-177 kW (170-240 PS)

76-

125,00
63,00
3,00
5,00793119-00-1
914 Cr
931 P
947 EX Cr

-

125,00

Eng. DXi 12-440
Eng. DXi 12-480Magnum AE 440
Magnum AE 480
Euro 3
12100 ccm
338-353 kW (440-480 PS)

05-

05-

131,01
687,4
-
-17,2
129,4
MØ=8955
x
1074,00
3,00
4,00795142-00-1
914 IF Cr *
911 IF U
947 EX Cr805141-00-1
PSK

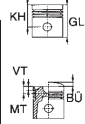
131,01

955134-1
A=144
L=272,8
H=11,2
C=159,6
F=0,9815141-2
925133-1
1 x FP 2,40
1 x FP 5,70
2 x EP 5,70



MODEL / ENGINE

YEAR

Dia.
CYL

Ø x L



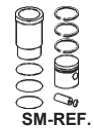
SM-REF



SM-REF.

Piston
Dia.

SM-REF.



SM-REF.

RVI

Eng. DXi 13 Euro 5

Magnum
12800 ccm
382 kW (520 PS)

10-

131,00
63,50
2,50
3,00795161-00-1
914 IF Nit PVD S
911 IF Nit U S
947 EX Nit S

-

131,00

-

-

Eng. MIVS 08.35.30

GR350 / GRH / TR / TRH
14886 ccm
262 kW (356 PS)135,00
V83,50
3,00
3,00
4,00790412-00-1
914 Cr *
911
931
947 EX Cr

-

135,00

-

-

Eng. MDR 06.35.40

Eng. MDS 06.35.40

Eng. MS 635 T

TRH310 / 305 / GRH305
GR305 / GBH280N / GR280EL
GR280L/N / TLR280M3
TR280 / PX28
12024 ccm
191-224 kW (260-305 PS)

74-83

135,00
690,3
-
-0,8
-40,9
170,250
x
115,23,50
3,00
3,00
6,00790411-00-1
914 Cr *
911
931
947 EX Cr

800411-00-1

RT

135,00

953821-1
A=143
L=286
H=7
C=147

810411-1

Eng. MIDR 06.35.40 / C

PX 30 / Series 305
Series 310
12024 ccm
226 kW (307 PS)79-
79-135,00
690,3
-
-0,8
-29,02
170,250
x
1123,50
3,00
4,00790425-00-1
914 Cr *
911 Cr
947 EX Cr

803820-00-1

RT

135,00

953811-1
A=143
L=286
H=7,3
C=149

813821-1

953821-1
A=143
L=286
H=7
C=147

813820-1

Eng. MIVS 08.35.30

Eng. MIDR 06.35.40 / C

Eng. MIDR 08.35.30

20137 / 2015
R360/T / GR350 / TR350
R370 / R310T / R390/R420
14886 ccm
262-268 kW (356-365 PS)78-84
84-
79-135,00
V8

V6

3,50
3,00
4,00790417-00-1
914 Cr *
911
947 EX Cr

-

135,00

-

-

3,50
3,00
4,00790425-00-1
914 Cr *
911 Cr
947 EX Cr

-

135,00

-

-

Eng. MIDR 06.35.40 J3

Eng. MIDR 06.35.40 M3

Eng. MIDR 06.35.40 N3

12024 ccm
235-305 kW (320-415 PS)96-
96-
96-135,00
690,4
-
-
-21,8
149,455
x
108
NB4,00
3,00
4,00790420-00-1
914 Cr *
911
947 EX Cr

803811-00-1

RT

135,00

953812-1
A=143
L=288
H=7,59
C=149
F=1,02

813811-1

4,00
3,00
4,00790422-00-1
914 Cr *
911 Cr
947 EX Cr

-

135,00

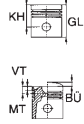
-

-



MODEL / ENGINE

YEAR

Dia.
CYLVT
MT

Ø x L



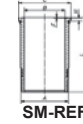
SM-REF



SM-REF



SM-REF.

Piston
Dia.

SM-REF.



SM-REF.

RVI

Eng. MIDR 06.35.40 G2
Eng. MIDR 06.35.40 H2
12024 ccm
255-275 kW (346-374 PS)

87-95
87-95135,00
690,3
0,8
-
-25,93
170,255
x
1124,00
3,00
4,00

790422-00-1
914 Cr *
911 Cr
947 EX Cr

800412-00-1
RT / AK

135,00

953812-1
A=143
L=288
H=7,59
C=149
F=1,02

810412-1

953811-1
A=143
L=286
H=7,3
C=149

813814-1

Eng. MIDR 06.35.40 J1
Eng. MIDR 06.35.40 L1
12024 ccm
283/309 kW (385/420 PS)

96-
96-135,00
690,4
-
-
-24
149,455
x
108
NB4,00
3,00
4,00

790420-00-1
914 Cr *
911
947 EX Cr

803812-00-1

135,00

953812-1
A=143
L=287,6
H=7,58
C=149
F=1,02

-

790422-00-1
4,00 914 Cr *
3,00 911 Cr
4,00 947 EX Cr

Eng. MIDR 06.35.40
Eng. MIDS 06.35.40
12024 ccm
206 kW (280 PS)

82-
82-135,00
690,3
-
-0,8
29,12
170,255
x
1123,50
3,00
6,00

790413-00-1
914 Cr *
911
947 EX Cr

803813-00-1
RT / AK

135,00

953821-1
A=143
L=286
H=7
C=147

-

953811-1
A=143
L=286
H=7,3
C=149

813810-1

SAAB

9-3 1.8i 16V
Eng. Z 18 XE
1796 ccm
90-92 kW (122-125 PS)

04-

80,50
41,20
1,20
2,00

793549-00-4
910 Nit S
931 P
3PC Nit

-

80,50

-

-

793549-50-4

-

81,00

-

-

9-3
Eng. B207 R
1998 ccm
154 kW (210 PS)

02-

86,00
41,20
1,50
2,50

793562-00-4
910 Nit S
931 P
3PC Cr

-

86,00

-

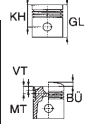
-

793562-50-4



MODEL / ENGINE

YEAR

Dia.
CYLVT
MT

Ø x L



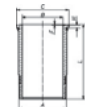
SM-REF



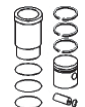
SM-REF.



SM-REF.

Piston
Dia.

SM-REF.



SM-REF.

SAAB

9000 3.0 -24 V6 CD/CDE
9000 Hatchback 3.0
 Eng. B308 I
 2962 ccm
 155 kW (211 PS)

94-98

86,00
41,50
1,50
3,00

793535-00-4
 910 IF Nit S
 931 P
 3PC Cr P
793535-50-4

-

86,00

-

-

SAAB DIESEL

Eng. Z 19 DTH
Eng. Z 19 DTJ
 9-3
 1910 ccm
 88-110 kW (120-150 PS)

-98

82,00
42,00
2,00
2,00

793569-00-4
 910 Cr *
 911 IF U P
 947 EX Nit S

-

82,00

-

-

Eng. Z 19 DT
 9-3 1.9 TiD
 1910 ccm
 88 kW (120 PS)

04-

82,00
4

46,5
-
-0,5
-17,5
72,5
-
MØ=37,5
-

26
x
61
2,00
2,00
2,00

792098-00-4
 910 Cr *
 931 P
 947 EX Nit S

NEW
802023-00-1

RT

NEW
802023-40-1

82,00

-

-

82,40

-

-

Eng. A 20 DTH Euro 5
Eng. A 20 DTR Euro 5
 9-5 2.0 TiD
 9-5 2.0 TTiD
 9-5 2.0 TTiD XWD
 1956 ccm
 118/140 kW (160/190 PS)

10-
10-
10-83,00
41,50
1,50
2,00

793509-00-4
 910 CCLP *
 931 P
 947 EX Cr *
793509-40-4

-

83,00

-

-

83,40

-

-

Eng. D223 L
 9-3 2.2 TiD / 9-5 2.2 TiD
 9-3 2.2 TiD
 9-5 Estate 2.2 TiD
 2171 ccm
 85-92 kW (115-125 PS)

98-02
02-
02-84,00
41,75
1,75
3,00

793555-00-4
 910 IF Cr *
 931 P
 947 EX Cr

-

84,00

-

-

Eng. X 22DTR
 9-3 2.2 TD
 2172 ccm
 92 kW (125 PS)

00-

84,00
4

2,50

793567-00-4
 910 Nit S
 931 P
 947 EX Cr P

-

84,00

-

-

Eng. X 22 DTH
 9-3 2.2 TiD
 2171 ccm
 85 kW (115 PS)

98-00

84,00
42,50
1,75
3,00

793567-00-4
 910 Nit S
 931 P
 947 EX Cr P

-

84,00

-

-

9000 CD
7 9-5 3.0 V6t SE
 Eng. X30 XE
 2962 ccm
 147 kW (200 PS)

86,00
V61,50
1,50
3,00

793554-00-6
 910 IF Nit S
 931 P
 3PC Cr

-

86,00

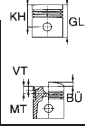
-

-



MODEL / ENGINE

YEAR

Dia.
CYL

Ø x L



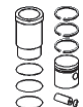
SM-REF



SM-REF.

Piston
Dia.

SM-REF.



SM-REF.

SAME**Eng. 953**

Tractor Delfino / Miniauto

95,00
2/32,50
2,50
2,50
5,50**794506-00-1**910 IF Cr
911 IF
911 IF
947 EX Cr

-

95,00

-

-

**Eng. 982 / 983 / 984
Eng. 983 / 985 / 986 L**Tractor Sirenetta /
Delfino 35 / Aurora 45 /
Corsaro 70 / Dargo / Falcon /
Vigneron / Panther /
Panther 90 / Tiger Six 105 /
Corsaro 70 SY / Same 047 /
3619 - 4524 ccm98,00
2 - 62,50
2,50
2,50
5,50**794504-00-1**910 IF Cr
911 IW
930
947 EX Cr

-

98,00

-

-

Eng.

Italia 35

68

100,00
22,50
2,50
2,50
5,00
5,00**794508-00-1**910 Cr *
911 P
931 P
947 EX Cr
948

-

100,00

-

-

Eng.

Italia 70

100,00
4**Tractor / Panther
Tiger Six / Corsaro
Condor**100,00
2-62,50
2,50
2,50
5,00**794510-00-1**910 Cr *
911 P
931
947 EX Cr

-

100,00

-

-

Eng. 105.3 / 105.43166 / 4156 ccm
43-62 kW (58-84 PS)

79-

105,00
3 / 42,50
2,50**794501-00-1**910 IF Cr *
911

-

105,00

-

-

Eng. 105.66234 ccm
85-107 kW (115-145 PS)

79-

105,00
62,50
5,00
5,00931 P
947 EX Cr
946 P

-

Eng. 105.4 PT4156 ccm
55-62 kW (75-84 PS)105,00
42,50
2,50
5,00**794502-00-1**910 IF Cr *
931 P
947 Cr P

-

105,00

-

-

Eng. 105.6 PT6234 ccm
85-107 kW (115-145 PS)105,00
6*NEW*
794502-50-1

-

105,50

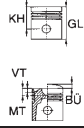
-

-



MODEL / ENGINE

YEAR

Dia.
CYL

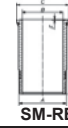
Ø x L



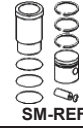
SM-REF



SM-REF.

Piston
Dia.

SM-REF.



SM-REF.

SAME**Eng. 1053 P**Taurus 60 E/C
Vigneron 60 / Minotaurus 60/F
3116 ccm
43-46 kW (58-63 PS)

79-

105,00
32,50
2,50
2,50
5,00**794505-00-1**
910 IF Cr *
911
931 P
947 EX Cr

-

105,00

-

-

Eng. 1054 PCenturion / 75 S/E
Mercury 85 S/E / Leopard C
4156 ccm
55-62 kW (75-84 PS)

79-

105,00
4**794505-50-1**

-

105,50

-

-

Eng. 1055 PJaguar 100 E
5195 ccm
69-74 kW (94-100 PS)

79-

105,00
5**Eng. 1056 P**Drago 120 / Trident 130 E
Laser 130 / Buffalo 130
6234 ccm
85-107 kW (115-145 PS)

79-

105,00
6**Eng. 1000.3 AT**

Traktor / Gamma-Media

105,00
33,00
2,50
4,00**794503-00-1**
910 IW U Cr*
911
947 EX Cr

-

105,00

-

-

Eng. 1000.4 / 6 AT**105,00**
4 / 6**Eng. 1000.3 WT/AT/W/A****105,00**
33,00
2,50
4,00**794512-00-1**
910 IW U Cr*
910 IF Cr P *
947 EX Cr

-

105,00

-

-

Eng. 1000.4 WT/AT/W/A**105,00**
4**Eng. 1000.6 WT/AT/A****105,00**
6**Tractor DA 12 / 18****110,00**
13,00
3,00
3,00
6,00
6,00**794509-00-1**
910 Cr
911 P
930 P
946 P
946 P

-

110,00

-

-

Tractor DA 25 / 30**110,00**
2**Tractor DA 38 / 47****110,00**
3**Tractor DA 55 / 67****110,00**
4**Eng. H 496 / H 5116****110,00**
43,00
3,00**794507-00-2**
910 Cr
911

-

110,00

-

-

Eng. H 6136**110,00**
6

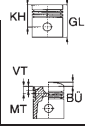
6,00

947 EX Cr P



MODEL / ENGINE

YEAR

Dia.
CYL $\varnothing \times L$ 

SM-REF



SM-REF.

Piston
Dia.

SM-REF.



SM-REF.

SCANIA**Eng. D 8**G82 / L80 / L81 / L85 / L86
LB80 / LB81 / LB85 / LB86
P82 / T82
7800 ccm115,00
62,38
2,38
2,38
4,74793909-00-2
910 Cr *
911
911
947 EX Cr

-

115,00

-

-

Eng. DS 8

7800 ccm

Eng. DSJ 87786 ccm
120/153 kW (163/208 PS)**Eng. D 8.05 / 06****Eng. DS 8.01**L80S / LB80S / L81S
L85S / LB85S / L86S
7800 ccm
140-170 kW (190-231 PS)

74-87

115,00
696,1
-
-18,1
150,146
x
96
T2,38
2,38
4,74793912-00-1
910 Cr *
911
947 EX Cr803901-00-1
RT

115,00

953901-1
A=130
L=270,5
H=8,2
C=137,3
F=0,8813901-2
923905-1
3 x FP 4,0**Eng. DSJ 8.01**82
7800 ccm
170 kW (231 PS)

82-87

Eng. DN 9.01Serie 92
8724 ccm
150-162 kW (204-220 PS)

85-92

115,00
687,4
-
-0,3
-22,15
139,450
x
92
T2,38
2,38
4,74793912-00-1
910 Cr *
911
947 EX Cr803902-00-1
RT

115,00

953901-1
A=130
L=270,5
H=8,2
C=137,3
F=0,8813902-2
923905-1
3 x FP 4,0**Eng. DS 9.01**

82 / 93

Eng. DSC 9.01/02D92 / P92 / R92 / T92
8724 ccm
180-207 kW (245-282 PS)

85-87

115,00
687,4
-
-2,4
-22,15
139,450
x
92
T3,16
2,38
4,74793913-00-1
914 IW Cr *
931
947 EX Cr803903-00-1
RT

115,00

953903-1
A=128
L=265,5
H=10,3
C=140,7
F=0,8813903-2
923906-1
1 x FP 10,7
2 x FP 4,0**Eng. DS 9 / DS 9.06****Eng. DS 9.01/02****Eng. DSC 9 / 9.01 / 9.02****Eng. DS 9.05****Eng. DS 9.08****Eng. DSC 9.07 Euro 1****Eng. DSC 9.10 Euro 1****Eng. DSC 9.08 Euro 1****Eng. DSC 9.09 Euro 1**

F93 / G93 / P93 / R93 / T93

G92 / P92 / R92 / T92

G93 / P93 / R93 / T93

F93 / G93 / P93 / R93 / T93

G93 / K93 / P93 / R93 / T93

8476 ccm

155-202 kW (211-283 PS)

88-91

85-98

88-97

88-97

87-01

115,00
687,4
-
-2,4
-20,23
139,450
x
92
T3,16
2,38
4,74793913-00-1
914 IW Cr *
931
947 EX Cr803904-00-1
RT

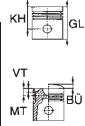
115,00

953903-1
A=128
L=265,5
H=10,3
C=140,7
F=0,8813908-2
923906-1
1 x FP 10,7
2 x FP 4,0



MODEL / ENGINE

YEAR

Dia.
CYL

Ø x L



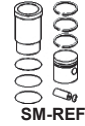
SM-REF



SM-REF.

Piston
Dia.

SM-REF.



SM-REF.

SCANIA**Eng. DS 9.05 / 06 / 08**Serie 93
8471 ccm
155-185 kW (211-252 PS)

87-

115,00
687,4
-
-2,4
-20,23
139,450
x
92
T3,16
2,38
4,74**793913-00-1**
914 IW Cr *
931
947 EX Cr**803904-00-1**
RT

115,00

953901-1
A=130
L=270,5
H=8,2
C=137,3
F=0,8**813905-2**
923905-1
3 x FP 4,0**Eng. DS 9.05 / 06 / 08**8471 ccm
155-185 kW

87-

115,00
23,16
2,38
3,50**793926-00-2**
914 IW Cr *
931
947 EX Cr

-

115,00

-

-

Eng. DSC 902 - 9 448724 ccm
180-207 kW**Eng. DC 9 Euro 3**K94
8974 ccm

97-99

115,00
63,16
2,38
3,50**793926-00-2**
914 IW Cr *
931
947 EX Cr

-

115,00

953911-1
A=127,70
L=257,50
H=8,30
C=140,76
F=0,80

-

Eng. DC 9.01 / 02 / 03 / 04OmniCity
OmniLink
L94 / P94 / R94 / T94
8974 ccm
169-221 kW (230-300 PS)02-
05
96-04**Eng. DSC 9.11 / 12 / 13****Eng. DSC 9.15 Euro 2**CL94 / CN94 / F94
K94 / L94 / N94
P94 / R94 / T94
8974 ccm
162-221 kW (220-300 PS)97-02
96-04**Eng. D 11**L 110 / LS 110 / LB 110
L140 / LB 140 / LBS 140
11000 ccm**127,00**
62,38
2,38
2,38
4,74**793904-00-1**
910 Cr *
911 IW P
911 IW P
947 EX Cr P

-

127,00

-

-

Eng. DS 11

11000 ccm

Eng. D 14

14200 ccm

127,00
V8**Eng. DS 14**14200 ccm
148,5-275 kW (202-375 PS)**127,00**
V8**Eng. DS 11**L76
L / LB / LBS / LBT / LS / LT
11000 ccm
202 kW (275 PS)

66-

127,00
698,5
-
-2,5
-26,8
16647
x
1082,38
2,38
2,38
6,33**793908-00-1**
910 Cr *
911 IW P
911 IW P
947 EX Cr**803906-00-1**
RT

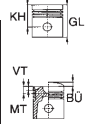
127,00

953905-1
A=140
L=291
H=8
C=153,8
F=0,8**813906-2**
923904-1
2 x FP 4,0
1 x FP 11,0



MODEL / ENGINE

YEAR

Dia.
CYL

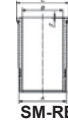
Ø x L



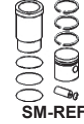
SM-REF



SM-REF.

Piston
Dia.

SM-REF.



SM-REF.

SCANIA

Eng. D11

L76 / B76 / CF76 / CR76

62-

127,00
698,5
-47
x

2,38

793908-00-1
910 Cr *

803905-00-1

127,00

953905-1
A=140

813914-2

Eng. DS 11

L76

62-65

-

108

2,38

911 IW P

RT

L=291

923904-1

Eng. DS 11

L / LS / LB / LBS110

67-73

-26,8

2,38

911 IW P

H=8

2 x FP 4,0

11000 ccm

143-202 kW (195-275 PS)

166

6,33

947 EX Cr

C=153,8

F=0,8

1 x FP 11,0

Eng. D11 / DN 11.01

L/LB 110

73-75

127,00
698,76
-50
x

2,38

793907-00-1
910 Cr *

803907-00-1

127,00

953907-1
A=140

813907-2

L / LB / LS / LBS111 / SBA111

75-81

-0,5

108

2,38

911 IW P

RT

L=291

923901-1

T112 E / H

-27,06

T

4,74

947 EX Cr P

H=7,9

1 x T 0,3

11000 ccm

149/153 kW (203/208 PS)

156,26

803911-00-1

127,00

953910-1
A=140

813911-2

Eng. DS 11.01

73-75

98,76

50

2,38

910 Cr *

RT / AK

L=291

923901-1

Eng. DSI 11.01

73-75

-

x

2,38

911 IW P

H=7,9

1 x T 0,3

Eng. DS 11.01 / 02 / 14

75-88

-2,9

108

2,38

911 IW P

C=153,8

3 x FP 4,0

Eng. DS 11.15 / 18

75-88

-27,06

T

4,74

947 EX Cr P

F=0,8

Eng. DSC 11.01 / 2

75-88

156,26

Eng. DSC 11.04 / 11

75-88

11018 ccm

202-245 kW (275-333 PS)

Eng. L05

11000 ccm

206-245 kW (280-333 PS)

Eng. DS 11.34 / 73

Eng. DSC 11.12-18

Serie 113

11015 ccm

230-265 kW (313-360 PS)

87-

127,00
698,76
-
-2,96
-24,5
156,2650
x
108
T3,50
2,38
4,74793925-00-1
914 IW Cr P *

911 IW P

947 EX Cr P

803910-00-1

RT

127,00

953910-1
A=140

L=291

H=7,9

C=153,8

F=0,8

813910-2

923901-1

1 x T 0,3

3 x FP 4,0

Eng. DSC 11.22 / 70

DTC 11.01 / 02

11015 ccm

235-280 kW (320-381 PS)

94-

94-

127,00
698,76
-
-2,96
-16,52
156,2650
x
108
T3,50
2,38
4,74793925-00-1
914 IW Cr P *

911 IW P

947 EX Cr P

803914-00-1

RT / HA / KK

127,00

953914-1
A=140

L=291

H=7,9

C=153,8

F=0,8

R=11,50

813916-2

923901-1

1 x T 0,3

3 x FP 4,0

953915-1

A=140

L=291

H=7,92

C=153,86

F=0,8

R=12,5

813915-2

923903-1

1 x T 0,3

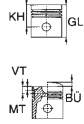
1 x FP 10,8

2 x FP 4,0



MODEL / ENGINE

YEAR

Dia.
CYL

Ø x L



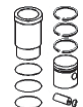
SM-REF



SM-REF.

Piston
Dia.

SM-REF.



SM-REF.

SCANIA

Eng. DS 11.75
Eng. DSC 11.21
Eng. DSC 11.23 / 35
Eng. DSC 11.36 / 71
 11018 ccm
 235-266 kW (320-362 PS)

91-
91-
91-
91-127,00
698,76
-
-2,96
-16,52
156,2650
x
108
T3,50
2,38
4,74793925-00-1
914 IW Cr P *
911 IW P
947 EX Cr P803916-00-1
RT / AK

127,00

953914-1
A=140
L=291
H=7,9
C=153,8
F=0,8
R=11,50813918-2
923901-1
1 x T 0,3
3 x FP 4,0

Eng. DS 11.41
 Case Tractors (USA)
 Stationary Engine
 Engine no. ...5247392
 11018 ccm

78-88
78-88127,00
698,76
-
-2,9
-24,41
156,2650
x
108
T3,16
2,38
2,38
4,74793916-00-1
914 IW Cr P *
911 IW P
911 IW P
947 EX Cr P803917-00-1
RT / AK

127,00

953910-1
A=140
L=291
H=7,9
C=153,8
F=0,8813917-2
923901-1
1 x T 0,3
3 x FP 4,0

Eng. DC 12.01 / 2 / 3
Eng. DC 12.09 / 14
Eng. DT 12.02 / 8
 Century
 124 K/P/R/T
 420 P/R/T
 Euro 3
Eng. DC 12.46 / 47 / 48
Eng. DC 12.50 / 57
Eng. DI 12.49 / 54 / 56
Eng. DSC 12.01 / 2/3/5
 124 K/P/R/T
 Euro 2
 11716 ccm
 243-346 kW (330-470 PS)

95-04
00-
95-02
04-127,00
685,21
-
-
-22,15
125,21
MØ=7854
x
106
T3,50
2,38
3,50793923-00-1
914 IW Cr P *
911 IW P
947 EX Cr P803918-00-1
PSK

127,00

953916-1
A=139
L=271,1
H=194,27
C=150813920-2
923916-1
1 x FP 2,50
1 x FP 4,00

Eng. DC 16.01 / 3 / 4
 Euro 3
Eng. DC 16.40 / 41
 Euro 2
Eng. DC 16.42 / 43 / 45
 Euro 3
 15600 ccm
 294-427 kW (400-580 PS)

06-
06-
95-04127,00
V885,21
-
-22,95
125,21
MØ=88,4154
x
106
T3,50
2,38
3,50793923-00-1
914 IW Cr P *
911 IW P
947 EX Cr P803919-00-1
PSK

127,00

953916-1
A=139
L=271,1
H=194,27
C=150813922-2
923908-1
1 x 3,50*
1 x 4,00*

Eng. DC 16.05 / 6 / 8
 Euro 4
 R560 / R620
 R500
Eng. DC 16.17 / 18 / 19
Eng. DC 16.22 EEV
 Euro 5
 R560 / R620
 R500
 15600 ccm
 353-426 kW (480-579 PS)

98-02
06-
04-
06-
04-127,00
V885,21
-
-22,95
125,21
MØ=88,4154
x
106
T3,50
2,38
3,50793923-00-1
914 IW Cr P *
911 IW P
947 EX Cr P803919-00-1
PSK

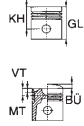
127,00

953916-1
A=139
L=271,1
H=194,27
C=150813919-2
923916-1
1 x FP 2,50
1 x FP 4,00



MODEL / ENGINE

YEAR

Dia.
CYLVT
MT

Ø x L



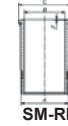
SM-REF



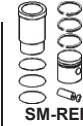
SM-REF



SM-REF.

Piston
Dia.

SM-REF.



SM-REF.

SCANIA

Eng. DS 14
Eng. DS 14.06
Eng. DS 14.01 / 02
Eng. DSI 14 / DSC 14
 L / LB / LS / LBS / LBT 140
 141 / 142 / 146
 L / LB / LS / LBS / LBT 141 S
 T112E / R142 / E / H / M / MA
 R142H / T142H / 146
 14200 ccm
 257-316 kW (350-430 PS)

69-76
77-
83-127,00
V8
-
-2,92
-26,2
146,6794,67
-
-2,92
-26,2
146,6750
x
108
T3,16
2,38
4,74793914-00-1
914 IW Cr P *
911 IW P
947 EX Cr P803912-00-1
RT / AK

127,00

953912-1
A=140
L=275,5
H=10,05
C=155,8
F=0,4813912-2
923904-1
2 x FP 4,0
1 x FP 11,0

Eng. DSC 14.03 / 04
Eng. DSC 14.09 / 16
 143
Eng. DSC 14.08 / 10
 Engine No.: 5548744-.....
 14181 ccm
 331-346 kW (450-470 PS)

88-

127,00
V8
-
-2,92
-23,85
146,6794,67
-
-2,92
-23,85
146,6750
x
108
T3,50
2,38
4,74793925-00-1
914 IW Cr P *
911 IW P
947 EX Cr P803913-00-1
RT / HA / KK

127,00

953913-1
A=140
L=275,5
H=10,05
C=155,7
F=0,4813913-2
923904-1
2 x FP 4,0
1 x FP 11,0**SEAT**

850
 Eng. 100 G.000
 844 ccm
 25 kW (34 PS)

64-74

65,00
41,75
2,00
3,94792005-00-4
910 IF Cr
931 P
948 EX P

-

65,00

-

-

127 / 133 / 1800
Ibiza / Marbella
 Eng. 127 A.000 / A 112 A5
 903 ccm
 34 kW (46 PS)

80-86

65,00
4

-

792005-40-4
792005-60-4
792005-80-4

-

65,40

-

-

Arosa 1.0
Cordoba 1.0 i
Cordoba 1.0
Cordoba Hatchback 1.0
Ibiza MK II 1.0 i
Ibiza MK III 1.0
 Eng. AER / ALD / ALL / ANV
 Eng. ALD / ANV / AUC
 999 ccm
 37 kW (50 PS)

97-04
96-99
99-02
99-02
96-99
99-0267,10
41,00
1,20
2,00795079-00-4
910 Nit S
911 P
3PC Nit S

-

67,10

-

-

Toledo IV 1.2 TSI
Altea 1.2 TSI
Leon 1.2 TSI
Ibiza V 1.2 TSI
 Eng. CBZA / CBZB
 1197 ccm
 77 kW (105 PS)

12-
10-
10-
10-71,00
41,00
1,20
2,00795011-00-4
910 Nit S
931 P
3PC Nit

-

71,00

-

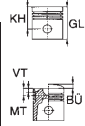
-

up to 14.05.2012

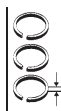


MODEL / ENGINE

YEAR

Dia.
CYLVT
MT

Ø x L



SM-REF



SM-REF.

Piston
Dia.

SM-REF.



SM-REF.

SEAT

Ibiza 1.2 TSI
Leon 1.2 TSI
Toledo 1.2 TSI
 Eng. CBZA / CBZB Euro 5
 1198 ccm
 63/77 kW (85/105 PS)

from 14.05.2012

10- 71,00
 10-12 4
 12-

1,20
 1,20
 2,00

795012-00-4
 910 Nit S
 911 Cr P
 3PC Nit

-

71,00

-

-

Cordoba 1.0 CL
Ibiza Ak II 1.0
 Eng. AAU
 1043 ccm
 33 kW (45 PS)

93-96 75,00
 4

1,50
 1,50
 2,50

795001-00-4
 910 IF Cr S
 911 P
 3PC Cr

-

75,00

-

-

Cordoba 1.4 i
Ibiza Mk II 1.4 i
 Eng. ABD
 1390 ccm
 44 kW (60 PS)

94-99
 93-99

1,50
 1,50
 2,50

795001-50-4

-

75,50

-

-

Ibiza 1.3 i
 Eng. AAV / 2G
 1272 ccm
 40 kW (54 PS)

89- 75,00
 4

1,75
 2,00
 3,00

795035-00-4
 910 IF Cr S
 931 P
 3PC Cr

-

75,00

-

-

795035-50-4

-

75,50

-

-

795035-10-4

-

76,00

-

-

Ibiza / Malaga 1.2
Ronda 1.2
Cordoba 1.2
 Eng 021 A / C.1000
 1193 ccm
 44-52 kW (60-70 PS)

84-93 75,00
 83-86 4
 84-92

1,50
 1,75
 4,00

794601-00-4
 910 IF Cr S
 931 P
 3PC Cr

-

75,00

-

-

Cordoba 1.6 i
Ibiza Mk II 1.6 i
 Eng. ABU
 1598 ccm
 55 kW (75 PS)

93-99 76,50
 93-99 4

1,50
 1,50
 2,50

795004-00-4
 910 IF Cr S
 931 P
 3PC Cr

-

76,50

-

-

795004-50-4

-

77,00

-

-

Ibiza V 1.4 FSI 16V
Ibiza V Sportcoupe 1.4 TSI
 Eng. CAVA / CAVE / CTHA
 Eng. CTHE
 1390 ccm
 110-132 kW (150-180 PS)

09- 76,51 28,97 19
 09- 4 - x 1,20
 -4,21/-1,45 54 1,50
 - T 2,00
 49,97
 -
 -
 -

1,20
 1,50
 2,00

795003-00-4
 910 IF Nit S
 931 P
 3PC Cr

NEW

805055-00-1
 RT

NEW

76,51

-

-

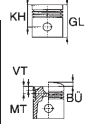
795003-50-4

NEW

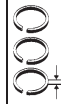


MODEL / ENGINE

YEAR

Dia.
CYLVT
MT

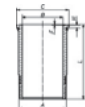
Ø x L



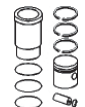
SM-REF



SM-REF.

Piston
Dia.

SM-REF.



SM-REF.

SEAT

Arosa 1.4 / Arosa 1.4
Cordoba 1.4 16V
Cordoba Hatchback 1.4
Cordoba Vario 1.4 16 V
Ibiza Mk III 1.4 16V
Ibiza Mk IV 1.4 16 V
Inca 1.4 16V
Inca 1.4 i
Leon 1.4 16V
Toledo 1.4i 16V
Ibiza 1.4 16V
Leon 1.4 16V
 Eng. AFH / AFK / AHW
 Eng. AKK / ANW / AUD
 Eng. APE / AUA / AUB / BBZ
 Eng. AQQ / AXP
 Eng. BBY / BCA
 1390 ccm
 44-74 kW (60-101 PS)

97-04
 00-02
 00-02
 99-02
 99-03
 95-03
 00-03
 95-03
 99-06
 00-02
 99-02
 99-01

76,51
 4
 -
 -2,2/-2,7
 -2
 58,5
 -
 MØ=62
 -

28,92
 -
 -2,2/-2,7
 -2
 58,5
 -
 MØ=62
 -

17
 x
 52
 2,50
 1,20
 1,50
 2,50

795077-00-4
 910 IF Nit S
 931 P
 3PC Cr
795077-50-4

805033-00-1
 NEW
805033-50-1
 NEW

76,51
 -
 77,01
 -

-
 -
 -
 -

-
 -
 -
 -

Leon 1.4 16V
Toledo Mk II 1.6 16V
 Eng. AUS / AZD
 1598 ccm
 77 kW (105 PS)

00-06
 00-06

76,50
 4

-
 -

1,20
 1,50
 2,50

795077-00-4
 910 IF Nit S
 931 P
 3PC Cr
795077-50-4

-
 -

76,00
 77,00

-
 -

-
 -

Leon 1.4i 16V
Cordoba 1.4i 16V
Ibiza 1.4i 16V
 Eng. BCA / BKY
 1390 ccm
 55 kW (75 PS)

01-06
 02-
 02-

76,51
 4

28,92
 -
 -
 -2,3
 47,92
 -
 MØ=62,3
 -

17
 x
 46
 1,20
 1,20
 2,00

795096-00-4
 910 IF Nit S
 931 P
 3PC Cr P
795096-50-4

805038-00-1
805038-50-1

76,51
 77,01

-
 -

-
 -

Cordova II 1.2 I
Ibiza IV 1.2
 Eng. AZQ / BME
 1198 ccm
 67 kW (64 PS)

02-06
 02-06

76,51
 3

29,27
 -
 -1,25/-2,8
 -4,11
 49,27
 -
 MØ=62,5

17
 x
 46
 1,20
 1,50
 2,50

795077-00-3
 910 IF Nit S
 931 P
 3PC Cr
795077-50-3

805043-00-1
805043-50-1

76,51
 77,01

-
 -

-
 -

Altea 1.4i TFSI 16V
Leon 1.4 TFSI 16V
Toledo 1.4 TFSI 16V
 Eng. CAXC
 1390 ccm
 92 kW (125 PS)
Toledo 1.4 TSI
 Eng. CAXA
 1390 ccm
 90 kW (122 PS)

07-
 07-12
 07-09
 12-

76,51
 4

28,7
 -
 -
 -7,35
 49,7
 -
 -

17
 x
 46
 1,20
 1,20
 2,00

795096-00-4
 910 IF Nit S
 931 P
 3PC Cr P
795096-50-4

805037-00-1
805037-50-1

76,51
 77,01

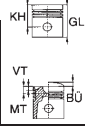
-
 -

-
 -



MODEL / ENGINE

YEAR

Dia.
CYL

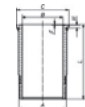
Ø x L



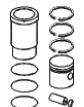
SM-REF



SM-REF.

Piston
Dia.

SM-REF.



SM-REF.

SEAT

131 1.6Eng. BB OA O
1592 ccm
71-72 kW (97-98 PS)

82-85

80,00
434,7
-0,6
-2,6
-
77,322
x
71
S
1,50
2,00
3,94792022-00-4
910 IF Cr *
931 P
947 EX Cr P

802007-00-1

80,00

-

-

131 E 1600Ronda 1.6
Eng. 132A / B / A9.000-828
1592 ccm

82-

792022-20-4
792022-40-4
792022-60-4
792022-80-4802007-20-1
802007-40-1
802007-60-1
802007-80-180,20
80,40
80,60
80,80-
-
-
--
-
-
-**Cordoba 1.6 i**
Cordoba Hatch. SXE
Cordoba Vario 1.6 i**Ibiza Mk II 1.6 i****Inca 1.6 i****Toledo 1.6 i****Toledo 1.6 i****Toledo 1.6 i**Eng. 1F
1595 ccm
53/55 kW (72/75 PS)94-99
96-99
97-99
94-99
95-98
91-93
91-99
93-9981,00
41,50
1,75
3,00795036-00-4
910 IF Cr S
931 P
947 EX Cr-
-
-

81,00

-

-

Toledo 1.8 iEng. RP
1781 ccm
66 kW (89 PS)

91-96

Cordoba / Ibiza
Inca / Toledo 1.6 iEng. 1F
1595 ccm
43-55 kW (72-75 PS)

91-99

81,00
41,50
1,75
3,00795037-00-4
910 IF Cr S
931 P
3PC Cr-
-

81,00

-

-

Cordoba / Ibiza
Toledo 1.8 16VEng. ABS / ADZ / KR / PL
1781 ccm
66-98 kW (89-133 PS)

91-99

Toledo 2.3 V5Eng. AGZ / AQN
2324 ccm
110-125 kW (150-170 PS)

01-

81,00
5**Alhambra / Leon 2.8 V6**Eng. AUE / AYL
2792 ccm
150 kW (204 PS)

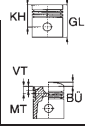
00-

81,00
6



MODEL / ENGINE

YEAR

Dia.
CYLVT
MT

Ø x L



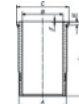
SM-REF



SM-REF



SM-REF.

Piston
Dia.

SM-REF.



SM-REF.

SEAT

Alhambra 1.8i Turbo
Alhambra 1.8i Turbo 20V
Cordoba 1.8i Turbo 20V
Ibiza 1.8i Turbo 20V
Leon 1.8i Turbo 20V
 Eng. AJH / AJQ / APP
 Eng. AQX / AWC / AYP
 1781 ccm
 110-132 kW (150-180 PS)

98-00
00-08
99-02
99-02
00-0181,00
432,7
-
-
-1,5
53,720
x
591,50
1,75
2,00

795074-00-4
 910 IF Cr S
 931 P
 3PC Nit

805019-00-1
 AK

81,01

-

-

795074-50-4**805019-50-1**

81,51

-

-

NEW**795069-00-4**

-

81,00

-

-

910 IF Cr S

931 P

947 Cr*

Cordoba 1.6
Cordoba Hatchback 1.6
Cordoba Vario 1.6
Ibiza Mk III 1.6
Leon 1.6
Toledo Mk II 1.6
Cordoba 1.6 i
Cordoba Vario 1.6 i
Ibiza Mk II 1.6 i
Toledo 1.6 i
 Eng. AFT / AEH / AKL / APF / AUR
 1595 ccm
 74 kW (101 PS)

99-02
96-02
99-02
99-02
99-06
99-00
96-99
96-99
96-99
96-9981,00
41,20
1,50
2,00

795075-00-4
 910 IF Nit S
 931 P
 3PC Nit

-

81,00

-

-

795075-50-4

-

81,50

-

-

Altea 1.6 / XL 1.6
Altea 1.6 SRE
Altea XL 1.6 Multifuel
Exeo 1.6 i
Leon 1.6 i
Leon 1.6 SRE
Toledo 1.6 SRE
Toledo III 1.6
 Eng. ALZ / BFQ / BGU / BSE
 Eng. BSF / CCSA
 1595 ccm
 75 kW (102 PS)

04-
05-13
06-
09-10
05-06
05-12
04-09
04-0981,00
41,00
1,20
2,00

795085-00-4
 910 Nit S
 931 P
 3PC Nit

-

81,00

-

-

Ibiza / Toledo
 Eng. ABK / AAD
 1984 ccm
 85 kW (115 PS)

91-
4

82,50

1,20
1,50
2,00

795052-00-2
 910 IF Nit S
 911 IF P
 3PC Nit

-

82,50

-

-

Altea XL 2.0 TFSI 4x4
Leon 2.0 TFSI
 Eng. CCZA / CCZB
 1984 ccm
 147-155 kW (200-211 PS)

09-
09-1282,51
429,6
-
-3,00/-3,00
-6,2
50,1
-
MØ=50
-21
x
56
T1,20
1,50
2,00

795057-00-2
 910 IF Nit S
 911 IF P
 947 EX Cr *

805057-00-1
 RT

82,51

-

-

NEW**795057-25-2*****NEW*****805057-25-1**

82,76

-


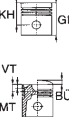





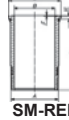

-

NEW**795057-50-2*****NEW*****805057-50-1**

83,01

-

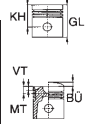
-

MODEL / ENGINE	YEAR	 Dia. CYL	 KH GL VT MT	 Ø x L		 SM-REF	 SM-REF.	 Piston Dia.	 SM-REF.	 SM-REF.	
SEAT											
Altea 1.8 TFSI Altea XL 1.8 TFSI Toledo III 1.8 TFSI Eng. BYT / BZB 1798 ccm 118 kW (160 PS)	07-	82,51	28,97	21		795057-00-2	805060-00-1 *NEW*	82,51	-	-	
	07-		4	-	x	1,20	910 IF Nit S	RT	-	-	
	07-09		-4,21/-1,45	53	1,50	911 IF P					
			-	T	2,00	947 EX Cr *	*NEW*	*NEW*	82,76	-	-
			49,97			795057-25-2	805060-25-1 *NEW*				
			-			795057-50-2	805060-50-1 *NEW*	83,01	-	-	
Altea XL 2.0 TFSI 4x4 Leon 2.0 TFSI Eng. CCZA / CCZB / CDND 1984 ccm 147-155 kW (200-211 PS)	09-	82,51	-	23		795059-00-4	805058-00-1 *NEW*	82,51	-	-	
	09-12		4	-	x	1,20	910 IF Nit S	RT	-	-	
			-3,70/-3,70	53	1,20	911 P					
			-6,2	T	2,00	947 EX Cr *	*NEW*	*NEW*	82,76	-	-
			-	DLC		795059-25-4	805058-25-1 *NEW*				
			MØ=50			795059-50-4	805058-50-1 *NEW*	83,01	-	-	
Alhambra 1.8 TSI Altea 1.8 TFSI Altea CL 1.8 TFSI Leon 1.8 TFSI Toledo III 1.8 TFSI Eng. CDAA / CDHA / CDHB 1798 ccm 88-118 kW (120-160 PS)	12-	82,51	29,8	23		795059-00-4	805059-00-1 *NEW*	82,51	-	-	
	07-		4	-	x	1,20	910 IF Nit S	RT	-	-	
	07-		-2,15/-2,15	51	1,20	911 P					
	07-12		-	T	2,00	947 EX Cr *	*NEW*	*NEW*	82,76	-	-
	07-09		55,98	DLC		795059-25-4	805059-25-1 *NEW*				
			-			795059-50-4	805059-50-1 *NEW*	83,01	-	-	
Alhambra 1.8i TFSI 16V Altea / Toledo 1.8 TFSI 16V Leon 1.8 TFSI 16V Eng. CDAA 1798 ccm 118 kW (160 PS)	12-	82,50				795067-00-4	-	82,50	-	-	
	09-		4			1,00	910 IF Nit S	-	-	-	
	08-12					1,20	931				
					1,50	947 EX Nit					
Ibiza / Ronda / Malaga Ibiza 1.4 Eng. 021.A.2000 1461 ccm 62,5-73,5 kW (85-100 PS)	84-92	83,00				794602-00-4	-	83,00	-	-	
	92-		4			1,50	910 IF Cr S	-	-	-	
					1,75	931 P					
					4,00	3PC Cr					
Ibiza 1.7 1675 ccm 76 kW (103 PS)	91-93	83,00				794603-00-4	-	83,00	-	-	
			4			1,50	910 IF Cr S	-	-	-	
						1,75	931 Cr				
					3,00	3PC Cr					
132 1.8 Eng. 132 B1.000 1756 ccm 82 kW (111 PS)	72-76	84,00				792024-00-4	-	84,00	-	-	
			4			1,50	910 IF Cr *	-	-	-	
					2,00	931 Fe					
					3,94	948 EX P					
131 2.0 Eng. 131 C4.000 1995 ccm 83 kW (113 PS)	81-83										



MODEL / ENGINE

YEAR

Dia.
CYLVT
MT

Ø x L



SM-REF



SM-REF.

Piston
Dia.

SM-REF.



SM-REF.

SEAT DIESEL**Eng. MN**Terra 1.3 D
1272 ccm
33 kW (45 PS)

91-

75,00
41,75
2,00
3,00795044-00-4
910 IF Cr S
911 P
946 EX P

-

75,00

-

-

Eng. 1WTerra 1.4 D
1398 ccm
35 kW (48 PS)

91-

75,00

1,75

795044-00-4

-

75,00

-

-

Eng. 1Y / AEF / AAZCordoba / Ibiza MkII 1.9D
Inca 1.9 D
Toledo 1.9 D
Toledo 1.9 SDI
1896 ccm
47-55 kW (64-75 PS)93-96
95-03
91-99
95-9979,50
41,75
2,00
3,00795045-00-4
910 Cr S
911 IF U
947 EX Cr

-

79,50

-

-

795045-50-4

-

80,00

-

-

795045-10-4

-

80,50

-

-

Eng. 1Y / AEF / AAZCordoba / Ibiza MkII 1.9D
Inca 1.9 D
Toldedo 1.9 D
Toledo 1.9 D / SDI
1896 ccm
47-55 kW (64-75 PS)93-96
95-03
91-99
95-9979,50
41,75
2,00
3,00795048-00-1
910 Cr S
911 IF U
947 EX Cr

-

79,50

-

-

795048-50-1

-

80,00

-

-

795048-10-1

-

80,50

-

-

Eng. AMF / BNVCordoba II 1.4 TDI
Ibiza IV 1.4 TDI
1422 ccm
55/58 kW (75/80 PS)02-09
02-0979,51
345,8
-
-1,1
-17,6
69,8
-26
x
631,75
2,00
3,00795045-00-4
910 Cr S
911 IF U
947 EX Cr805039-00-1
for Cyl. 1 & 2
RT

79,51

-

-

795045-50-4

805039-50-1
for Cyl. 1 & 2

80,01

-

-

795045-10-4

-

80,51

-

-

Eng. BMS / BNMCordoba II 1.4 TDI
Ibiza IV 1.4 TDI
Ibiza V 1.4 TDI
1422 ccm
51-59 kW (69-80 PS)05-09
05-09
08-10

79,51

45,8
-
-1,1
-17,6
69,8
-
MØ=37,90
-26
x
631,75
2,00
3,00795045-00-4
910 Cr S
911 IF U
947 EX Cr805040-00-1
for Cyl. 3
RT

79,51

-

-

795045-50-4

805040-50-1
for Cyl. 3

80,01

-

-

795045-10-4

-

80,51

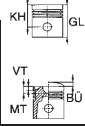
-

-



MODEL / ENGINE

YEAR

Dia.
CYLVT
MT

Ø x L



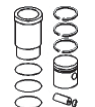
SM-REF



SM-REF.

Piston
Dia.

SM-REF.



SM-REF.

SEAT DIESEL

Eng. AZV / BKD / BMM
Eng. BMN / BRT
Eng. CAGA / CAGC / CBDB
Eng. CEGA / CFFB / CFFE
Eng. CFGC / CFJA / CJCA
Eng. CJCC / CLCB / CGLB
Alhambra 2.0 TDI
Altea 2.0 TDI
Exeo 2.0 TDI
Ibiza V 2.0 TDI
Leon 2.0 TDI
Toledo III 2.0 TDI
1968 ccm
100-125 kW (136-170 PS)

10-
04-
08-
10-
05-
04-81,00
41,75
2,00
3,00

NEW
795019-00-4
910 CDL *
911 IF U Cr
947 EX Cr

-

81,00

-

-

Eng. CRBC / CRLB / CRVA
Eng. CRVC / CUNA / CUVC
Eng. CUWA
Ateca 2.0 TDI
Leon 2.0 TDI
Leon SC 2.0 TDI
Leon ST 2.0 TDI
Leon ST 2.0 TDI 4Drive
1968 ccm
81-135 kW (110-184 PS)

16-
13-
13-
13-
14-81,00
41,75
2,00
2,00

NEW
795021-00-4
910 CDL *
911 IF U Cr
947 EX Cr *

-

81,00

-

-

Eng. AVR / BBR
Leon / Toledo / Altea
Alhambra 2.0 TDI
1968 ccm
103-125 kW (140-170 PS)

06-

81,00
42,50
2,00
3,00

795041-00-5
910 Cr *
911 P
947 EX Cr

-

81,00

-

-

795041-50-5

-

81,50

-

-

Eng. AZV / BKD / BMM
Eng. BRT / BMN
Eng. CAGA / CBDB
Eng. CAGC
Altea / XL
Alteo
Exeo
Alhambra / Leon
Toledo
1968 ccm
88-125 kW (120-170 PS)

04-
10-
08-
05-
04-0981,01
41,75
2,00
3,00

795098-00-4
910 CCL *
911 IF U
947 EX Cr

-

81,01

-

-

795098-50-4

-

81,50

-

-

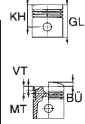
Eng. CAHA / CEGA
Exeo / Toledo
Altea
Leon
1968 ccm
125 kW (170 PS)

09-
09-10
09-12



MODEL / ENGINE

YEAR

Dia.
CYL

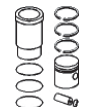
SM-REF



SM-REF.

Piston
Dia.

SM-REF.



SM-REF.

SEAT DIESEL

Eng. CFFA / CFFB
Eng. CFGB / CGLB
Eng. CJCA / CFHD
Eng. CFFE / CFHC
Eng. CFJA / CLCB
Alhambra 2.0 TDI
Exeo 2.0 TDI 16V
Ibiza 2.0 TDI 16V
Leon 2.0 TDI 16V
1968 ccm
85-125 kW (116-170 PS)

10-
11-
10-
10-12

81,01
4

45,8
-
-
-13,1
68,8
-
MØ=50,88
-

26
x
66

1,75
2,00
3,00

795098-00-4
910 CCL *
911 IF U
947 EX Cr

805026-00-1
RT / KK

81,01

-

-

795098-50-4

805026-50-1

81,51

-

-

795080-00-4

1,75
2,00
3,00

795080-50-4

-

81,01

-

-

910 IF Cr *
931 P
947 EX Cr

-

81,51

-

-

Eng. CAGA / CAGC
Eng. CAHA / CEGA
Altea 2.0 TDI 16V
Exeo 2.0 TDI 16V
Leon 2.0 TDI 16V
Toledo 2.0 TDI 16V
1968 ccm
88-125 kW (120-170 PS)

06-10
08-11
09-12
09-09

81,01
4

45,8
-
-12,7
68,8
-
MØ=50,88
-

26
x
66

1,75
2,00
3,00

795098-00-4
910 CCL *
911 IF U
947 EX Cr

805027-00-1
RT / KK

81,01

-

-

795098-50-4

805027-50-1

81,51

-

-

Eng. CBDA
Altea 2.0 TDI 16V
1968 ccm
100 kW (136 PS)

10-

-

-

-

1,75
2,00
3,00

795080-00-4
910 IF Cr *
931 P
947 EX Cr

-

81,01

-

-

795080-50-4

-

81,51

-

-

Eng. AZV / BKD
Altea 2.0 TDI 16V
Leon 2.0 TDI 16V
Toledo 2.0 TDI 16V
1968 ccm
100-103 kW (136-140 PS)

04-11
05-11
04-09

81,01
4

45,8
-
-0,7
-18
68,8
-
MØ=38,00
-

26
x
66

1,75
2,00
3,00

795098-00-4
910 CCL *
911 IF U
947 EX Cr

805028-00-1
RT / KK

81,01

-

-

795098-50-4

805028-50-1

81,51

-

-

795080-00-4

1,75
2,00
3,00

795080-50-4

-

81,01

-

-

910 IF Cr *
931 P
947 EX Cr

-

81,51

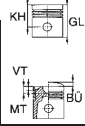
-

-



MODEL / ENGINE

YEAR

Dia.
CYLKH GL
VT BU
MT

Ø x L



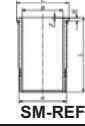
SM-REF



SM-REF



SM-REF.

Piston
Dia.

SM-REF.



SM-REF.

SEAT DIESEL**Eng. AZV**Altea 2.0 TDI 16V
Leon 2.0 TDI 16V
Toledo 2.0 TDI 16V
1968 ccm
100 kW (136 PS)04-09
05-10
04-09**81,01**
4
-
-17,8
68,8
-
MØ=38,00
-26
x
661,75
2,00
3,00**795098-00-4**
910 CCL *
911 IF U
947 EX Cr**805029-00-1**
RT / KK81,01

81,51-

--

-**795080-00-4**
910 IF Cr *
931 P
947 EX Cr

-

81,01

81,51-

--

-**795080-50-4**

-

81,51

-

-

Eng. OM 615132 D / 2000 D
1988 ccm
40,5 kW (55 PS)

68-78

87,00
42,00
2,00
4,00**791009-00-4**
910 Cr S
911 IF P
947 EX Cr

-

87,00

87,50-

--

-**791009-50-4**

-

87,50

-

-

Eng. 8144.61131 2.4
2445 ccm
53 kW (72 PS)**93,00**
43,00
2,00
4,00**792052-00-4**
910 Cr P *
931 P
947 EX Cr

-

93,00

-

-

Eng. 8144.61131 2.4
2445 ccm
53 kW (72 PS)**93,00**
42,00
2,00
4,00**792060-00-4**
910 Cr *
930 P
947 EX Cr

-

93,00

-

-

SKODA**Fabia 1.2 TSI**
Rapid 1.2 TSI
Rommster 1.2 TSI
Octavia
Yeti 1.2 TSI
Eng. CBZA / CBZB
1197 ccm
63-77 kW (86-105 PS)10-
12-
10-
10-
09-**71,00**
41,00
1,20
2,00**795011-00-4**
910 Nit S
931 P
3PC Nit

-

71,00

-

-

till 14.05.2012

Fabia Scout 1.2i
Fabia / Rommster 1.2 TSI
Octavia 1.2 TSI
Rapid 1.2 TSI
Yeti 1.2i 16V
Eng. CBZA / CBZB Euro 5
1198 ccm
63-77 kW (85-105 PS)10-
10-
10-13
12-
09-**71,00**
41,20
1,20
2,00**795012-00-4**
910 Nit S
911 Cr P
3PC Nit

-

71,00

-

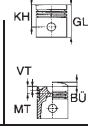
-

from 14.05.2012



MODEL / ENGINE

YEAR

Dia.
CYL

Ø x L



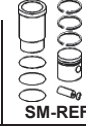
SM-REF



SM-REF.

Piston
Dia.

SM-REF.



SM-REF.

SKODA

S-120 S/L/GL/LS S-1203Eng. 742.12 / 742.12X
1174 ccm
38-43 kW (52-58 PS)

76-90

72,00
41,50
1,50
3,00794209-00-4
910 IF Cr *
931 P
3PC Cr

-

72,00

-

-

Rapid 136 / FavontEng. 742.135 / 781.135
Eng. 135M
1289 ccm
43 kW (58 PS)

88-

75,50

1,50
1,50
3,00794207-00-4
910 IF Cr S
911 P
3PC Cr

-

75,50

-

-

Fabia 1.4 TSIEng. CAVE / CTHE
1390 ccm
132 kW (180 PS)

10-

76,51
428,97
-
-4,21/-1,45
-
49,97
-
-
-19
x
1,20
54
1,50
2,00*NEW*
795003-00-4
910 IF Nit S
931 P
3PC Cr*NEW*
805055-00-1
RT

76,51

-

-

NEW
795003-50-4

-

77,01

-

-

Fabia 1.4i 16VEng. AUA / AUB / AXP / BBY
Eng. BBZ
1390 ccm
55-74 kW 75-101 PS99-07
00-1376,51
328,92
-
-2,2/-2,7
-2
58,5
-
MØ=62
-17
x
1,20
52
1,50
2,50795077-00-3
910 Nit IF S
931 P
3PC Cr*NEW*
805033-00-1

76,51

-

-

795077-50-3

NEW
805033-50-1

77,01

-

-

Fabia 1.2iEng. AWY / BMD
1198 ccm
40 kW (54 PS)

01-07

76,51
328,7
-
-7,35
49,7
-
-17
x
1,20
46
1,50
2,50795077-00-3
910 IF Nit S
931 P
3PC Cr

805036-00-1

76,51

-

-

795077-50-3

805036-50-1

77,01

-

-

Ibiza IV 1.2**Fabia 1.2**

Eng. AZQ / BME

Roomster 1.2

Eng. BME

1198 ccm

47 kW (64 PS)

02-06
03-0776,51
329,27
-
-1,25/-2,8
-4,11
49,27
-
MØ=62,517
x
1,20
46
1,50
2,50795077-00-3
910 IF Nit S
931 P
3PC Cr

805043-00-1

76,51

-

-

795077-50-3

805043-50-1

77,01

-

-

Superb 1.4 TSI 16V**Octavia / Rapid 1.4 TSI****Yeti 1.4i 16V**

Eng. CAXC / CAXA

1390 ccm

90/92 kW (122/125 PS)

08-
12-
10-76,51
428,7
-
-7,35
49,7
-17
x
1,20
46
1,20
2,00795096-00-4
910 IF Nit S
931 P
3PC Cr P

805037-00-1

76,51

-

-

795096-50-4

805037-50-1

77,01

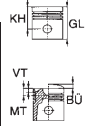
-

-



MODEL / ENGINE

YEAR

Dia.
CYL

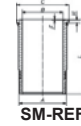
Ø x L



SM-REF



SM-REF.

Piston
Dia.










SM-REF.



SM-REF.

SKODA

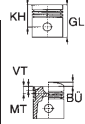
Octavia 1.4 16V Octavia 1.4i 16V Fabia 1.4i 16V Eng. BCA / BKY 1390 ccm 55 kW (75 PS)	04-13 02-10 04-07	76,51 4	28,92 - - -2,3 47,92 - MØ=62,3	17 x 46	1,20 1,20 2,00	795096-00-4 910 IF Nit S 931 P 3PC Cr P 795096-50-4	805038-00-1 805038-50-1	76,51	-	-
Octavia 1.6i Eng. AEH / AKL 1595 ccm 74 kW (101 PS)	97-07	81,00 4			1,20 1,50 2,00	795075-00-4 910 IF Nit S 931 P 3PC Nit 795075-50-4	-	81,00	-	-
Octavia 1.6 i Octavia 1.6 16V Eng. AVU / BFQ / BGU / BSE 1598 ccm 75 kW (102 PS)	00-10 08-13	81,00 4			1,00 1,20 2,00	795085-00-4 910 Nit S 931 P 3PC Nit	-	81,00	-	-
Octavia 1.8i Turbo 20V Eng. AGU / ARZ 1781 ccm 110 kW (150 PS)	00-06	81,00 4	32,7 - - -1,5 53,7	20 x 59	1,50 1,75 2,00	795074-00-4 910 IF Cr S 931 P 3PC Nit 795074-50-4	805019-00-1 AK	81,00	-	-
					1,50 1,75 2,00	^{*NEW*} 795069-00-4 910 IF Cr S 931 P 947 Cr*	-	81,00	-	-
Fabia 2.0 Octavia 2.0 Octavia Combi 2.0 Octavia Combi 2.0 4x4 Superb 2.0 Eng. AEG / APK / AQY / AZH Eng. AZJ / AZM 1984 ccm 85 kW (116 PS)	99- 99- 01-	82,50 4			1,20 1,50 2,00	795052-00-2 910 IF Nit S 911 IF P 3PC Nit	-	82,50	-	-
Superb 2.8 V6 Eng. AMX 2771 ccm 142 kW (193 PS)	02-08	82,50 V6								
Octavia 2.0 RS Octavia II Combi 2.0 RS Superb II 2.0 TSI Superb II Kombi 2.0 TSI Eng. CCZA 1984 ccm 147 kW (200 PS)	05-13 05-13 10-15 10-15	82,51 4	29,6 - -3,00/-3,00 -6,2 50,1 - MØ=50 -	21 x 56 T	1,20 1,50 2,00	795057-00-2 910 IF Nit S 911 IF P 947 EX Cr * ^{*NEW*} 795057-25-2 ^{*NEW*} 795057-50-2	^{*NEW*} 805057-00-1 RT ^{*NEW*} 805057-25-1 ^{*NEW*} 805057-50-1	82,51	-	-
								82,76	-	-
								83,01	-	-

MODEL / ENGINE	YEAR	 Dia. CYL	 KH GL VT MT	 Ø x L		 SM-REF	 SM-REF.	 Piston Dia.	 SM-REF.	 SM-REF.
SKODA										
Octavia 1.8 TSI	07-13	82,51	28,97	21		795057-00-2	^{*NEW*} 805060-00-1	82,51	-	-
Octavia II Combi 1.8 TSI	07-13	4	-	x	1,20	910 IF Nit S	RT	82,51	-	-
Superb II 1.8 TSI	08-15		-4,21/-1,45	53	1,50	911 IF P				
Eng. BZB 1798 ccm 118 kW (160 PS)			-	T	2,00	947 EX Cr *				
			49,97			^{*NEW*} 795057-25-2	^{*NEW*} 805060-25-1	82,76	-	-
			-			^{*NEW*} 795057-50-2	^{*NEW*} 805060-50-1	83,01	-	-
			-							
Octavia 2.0 RS	05-13	82,51	-	23		795059-00-4	^{*NEW*} 805058-00-1	82,51	-	-
Octavia II Combi 2.0 RS	05-13	4	-	x	1,20	910 IF Nit S	RT	82,51	-	-
Superb II 2.0 TSI	10-15		-3,70/-3,70	53	1,20	911 P				
Superb II Combi 2.0 TSI	10-15		-6,2	T	2,00	947 EX Cr *				
Eng. CCZA 1984 ccm 147 kW (200 PS)			-	DLC		^{*NEW*} 795059-25-4	^{*NEW*} 805058-25-1	82,76	-	-
			MØ=50			^{*NEW*} 795059-50-4	^{*NEW*} 805058-50-1	83,01	-	-
			-							
Octavia 1.8 TSI	07-13	82,51	29,8	23		795059-00-4	^{*NEW*} 805059-00-1	82,51	-	-
Octavia II Combi 1.8 TSI	07-13	4	-	x	1,20	910 IF Nit S	RT	82,51	-	-
Octavia II Combi 1.8 TSI4x4	08-13		-2,15/-2,15	51	1,20	911 P				
Superb II 1.8 TSI	08-15		-	T	2,00	947 EX Cr *				
Superb II 1.8 TSI 4x4	08-15		55,98	DLC		^{*NEW*} 795059-25-4	^{*NEW*} 805059-25-1	82,76	-	-
Superb II Combi 1.8 TSI	09-15		-			^{*NEW*} 795059-50-4	^{*NEW*} 805059-50-1	83,01	-	-
Superb II Combi 1.8 TSI4x4	09-15		-							
Yeti 1.8 TSI 4x4	09-		-							
Eng. CDAА / CDAB 1798 ccm 112-118 kW (152-160 PS)										
Octavia 1.8 TSI 16V	08-13	82,50				795067-00-4	-	82,50	-	-
Superb 1.8 TSI 16V	08-	4			1,00	910 IF Nit S	-	82,50	-	-
Yeti 1.8 TSI 16V	09-				1,20	931				
Eng. CDAА 1798 ccm 118 kW (160 PS)					1,50	947 EX Nit				
SKODA DIESEL										
Eng. AYM / BDG		78,30				795086-00-6	-	78,30	-	-
Superb 2.5 TDI 2496 ccm 114/120 kW (155/163 PS)	02-03	6			1,75 2,00 3,00	910 Cr S 911 IF U P 947 EX Cr				
Eng. AEF		79,50				795048-00-1	-	79,50	-	-
Felicia 1.9 D	95-98	4			1,75	910 Cr S	-	79,50	-	-
Felicia Estate 1.9 D	95-98				2,00	911 IF U				
Felicia Mk II 1.9 D	98-01				3,00	947 EX Cr				
Felicia Mk II Estate 1.9 D						795048-50-1	-	80,00	-	-
Felicia Pickup 1.9 D 1896 ccm 47 kW (64 PS)	97-					795048-10-1	-	80,50	-	-



MODEL / ENGINE

YEAR

Dia.
CYL

SM-REF



SM-REF.

Piston
Dia.

SM-REF.



SM-REF.

SKODA DIESEL**Eng. AMF / BNM / BNV****Eng. BMS**

Fabia 1.4 TDI

Roomster 1.4 TDI

1422 ccm

51-59 kW (69-80 PS)

05-08
06-1079,51
345,8
-
-1,1
-17,6
69,8
-
MØ=37,90
-26
x
631,75
2,00
3,00910 Cr S
911 IF U
947 EX Cr795045-00-4
795045-50-4
795045-10-4805039-00-1
for Cyl. 1 & 2
RT805039-50-1
for Cyl. 1 & 2
-

79,51

-

-

80,01
80,51

-

-

910 Cr S
911 IF U
947 EX Cr795045-00-4
795045-50-4
795045-10-4805040-00-1
for Cyl. 3805040-50-1
for Cyl. 3

79,51

-

-

80,01
80,51

-

-

Eng. BKD / BMM / BMN
Eng. BSS / BMP / CBBB
Eng. CBDB / CEGA / CFFB
Eng. CFGB / CFHA / CFHC
Eng. CFHF / CFJA / CLJA
Eng. CLCA / CLCB

Octavia 2.0 TDI

Superb I 2.0 TDI

Superb II 2.0 TDI

Yeti 2.0 TDI

1968 ccm

81-125 kW (110-170 PS)

02-
05-
08-
09-81,00
426
x
631,75
2,00
3,00910 CDL *
911 IF U Cr
947 EX Cr

795019-00-4

-

81,00

-

-

Eng. CRLB / CRVC / CUNA
Eng. DDAA / DFCA

Octavia III 2.0 TDI

Octavia III / Combi 2.0 TDI RS

Octavia III / Combi 2.0 TDI RS 4x4

Octavia III Combi 2.0 TDI

Superb III 2.0 TDI / 4x4

Supberb III Kombi 2.0 TDI / 4x4

1968 ccm

105-140 kW (143-190 PS)

12-
13-
14-
12-
15-
15-81,00
426
x
631,75
2,00
2,00910 CDL *
911 IF U Cr
947 EX Cr *

795021-00-4

-

81,00

-

-

Eng. AVR / BBR

Octavia / Superb 2.0 TDI-PD

YETI 2.0 TDI Cr

1968 ccm

103-125 kW (140-170 PS)

06-

81,00
526
x
632,50
2,00
3,00910 Cr *
911 P
947 EX Cr795041-00-5
795041-50-5

-

81,00
81,50

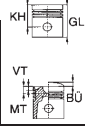
-

-



MODEL / ENGINE

YEAR

Dia.
CYL

Ø x L



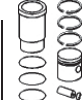
SM-REF



SM-REF.

Piston
Dia.

SM-REF.



SM-REF.

SKODA DIESEL**Eng. AZV / BKD / BMM
Eng. BMN / BMP / BSS**Octavia
Octavia Combi
Superb
Superb Estate
1968 ccm
100-125 kW (136-170 PS)04-
04-
09-
09-81,01
41,75
2,00
3,00**795098-00-4**
910 CCL *
911 IF U
947 EX Cr

-

81,01

-

-

**Eng. CBBB / CBDB
Eng. CBDB / CEGA**Superb
Octavia
Yeti
1968 ccm
103-125 kW (140-170 PS)08-10
08-13
09-10**Eng. CFFB / CFGB
Eng. CFHC / CFHF
Eng. CFJA / CLCA
Eng. CLCB / CLJA**Octavia 2.0 TDI 16V
Yeti 2.0 TDI 16V
Superb 2.0 TDI 16V
1968 ccm
81-125 kW (110-170 PS)10-13
09-
10-81,01
445,8
-
-
-13,1
68,8
-
MØ=50,88
-26
x
661,75
2,00
3,00**795098-00-4**
910 CCL *
911 IF U
947 EX Cr**805026-00-1**
RT / KK

81,01

-

-

**Eng. CBBB / CBDB
Eng. CEGA**Altea 2.0 TDI 16V
Leon 2.0 TDI 16V
Superb 2.0 TDI 16V
Toledo 2.0 TDI 16V
Yeti 2.0 TDI 16V
1968 ccm
103-125 kW (140-170 PS)06-10
09-12
08-10
09
0981,01
445,8
-
-
-12,7
68,8
-
MØ=50,88
-26
x
661,75
2,00
3,00**795080-00-4**
910 IF Cr *
931 P
947 EX Cr

-

81,01

-

-

**Eng. CBBB / CBDB
Eng. CEGA**Altea 2.0 TDI 16V
Leon 2.0 TDI 16V
Superb 2.0 TDI 16V
Toledo 2.0 TDI 16V
Yeti 2.0 TDI 16V
1968 ccm
103-125 kW (140-170 PS)06-10
09-12
08-10
09
0981,01
445,8
-
-
-12,7
68,8
-
MØ=50,88
-26
x
661,75
2,00
3,00**795080-00-4**
910 IF Cr *
931 P
947 EX Cr

-

81,01

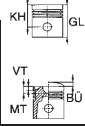
-

-



MODEL / ENGINE

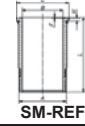
YEAR

Dia.
CYL

SM-REF



SM-REF.

Piston
Dia.

SM-REF.



SM-REF.

SKODA DIESEL**Eng. AZV / BKD**

Octavia 2.0 TDI 16V
Superb 2.0 TDI 16V
1968 ccm
100/103 kW (136/140 PS)

04-10
04-1081,01
4
-
-0,7
-18
68,8
-
MØ=38,00
-26
x
661,75
2,00
3,00

795098-00-4
910 CCL *
911 IF U
947 EX Cr

805028-00-1
RT / KK

81,01
-
81,51-
-
--
-
-

795080-00-4
910 IF Cr *
931 P
947 EX Cr

-
-
-81,01
-
81,51-
-
--
-
-**795080-50-4**

-

81,51

-

-

Eng. AZV

Octavia 2.0 TDI 16V
1968 ccm
100 kW (136 PS)

04-10

81,01
4
45,8
-
-
-17,8
68,8
-
MØ=38,0026
x
661,75
2,00
3,00

795098-00-4
910 CCL *
911 IF U
947 EX Cr

805029-00-1
RT / KK

81,01
-
81,51-
-
--
-
-

795080-00-4
910 IF Cr *
931 P
947 EX Cr

-
-
-81,01
-
81,51-
-
--
-
-**795080-50-4**

-

81,51

-

-

SLANZI**Eng. DS 2001.2**105,00
23,00
2,50

794551-00-1
914 Cr *
911
947 EX Cr

-
-
-

105,00

-
-
--
-
-**Eng. DS 3001.3**105,00
3

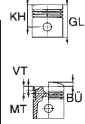
4,00

Eng. DS 4001.4105,00
4



MODEL / ENGINE

YEAR

Dia.
CYLVT
MT

Ø x L



SM-REF



SM-REF.

Piston
Dia.

SM-REF.



SM-REF.

SMART

City Cabrio 600i / Turbo
City Coupé 600i
Crossblade 600i
Fortwo City Coupé 600i
Passion 600i Turbo
Pulse 600i Turbo
Pure 600i Turbo
 Eng. M160 R3
 599 ccm
 33-40 kW (45-54 PS)

98-
98-
02-
04-
98-
98-
98-63,50
327
-
-
-2,75
43,5
-
MØ=50,7
-16
X
481,20
1,50
2,50

791081-00-3
910 Nit S
911 P
3PC Nit

791081-25-3

791081-50-3

-
-
-63,50
63,75
64,00-
-
--
-
-

City Cabrio 700i Turbo
Fortwo City Cabrio 700i
Fortwo City Coupé 700i
Roadster 700i
Forfour 700i
 Eng. 0.7L
 698 ccm
 37-74 kW (50-101 PS)

03-04
04-
00-
03-66,50
31,20
1,50
2,50

791282-00-3
910 Cr S
911 P
947 EX Cr P

791282-25-3

791282-50-3

-
-
-66,50
66,75
67,00-
-
--
-
-

Roadster
 Eng. M160 E7.921 / Euro 4
 698 ccm
 37-45 kW (50-61 PS)

00-

66,50
31,20
1,50
2,50

791251-00-3
910 Cr S
911 P
3PC Cr

791251-25-3

791251-50-3

-
-
-66,50
66,75
67,00-
-
--
-
-

Cabrio / City-Coupe 0.7
Fortwo cabrio 0.7
Fortwo Coupe 0.7
Roadster 0.7
Roadster / Coupe 0.7
Brabus
 Eng. M160.910/.921/.922/.923
 698 ccm
 33-74 kW (45-100 PS)

03-04
04-07
04-07
03-05
03-0566,50
31,20
1,20
2,50

791252-00-3
910 Nit S
911 P
3PC Nit

-
-
-

66,50

-
-
--
-
-25,2
-
-
-
41,7
-
-16
x
521,20
1,20
2,50

791267-00-3
910 Nit S
911 P
947 EX Cr * P

791267-25-3











791267-50-3

801084-00-1

801084-25-1

801084-50-1

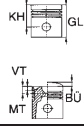
66,50
66,75
67,00-
-
--
-
-

 MODEL / ENGINE	YEAR	 Dia. CYL	 VT MT	 Ø x L		 SM-REF	 SM-REF.	 Piston Dia.	 SM-REF.	 SM-REF.
SMART										
Smart 1.0 Eng. M 132 E 10 999 ccm 45-52 kW (61-71 PS)	07-	72,00 3			1,00 1,20 2,00	791273-00-3 910 IF Nit S 931 Cr 3PC Nit	-	72,00	-	-
Smart 1.0 / 1.0 Brabus Eng. M 132 E 10 AL 999 ccm 62-75 kW (84-102 PS)	07-					791273-50-3	-	72,50	-	-
SMART DIESEL										
Eng. OM 639 DE 15 LA Smart FourFour CDI 12V 1493 ccm 50-70 kW (68-95 PS)	04-	83,00 3			2,00 2,00 2,00	791257-00-1 910 Cr P * 911 IF U P 947 EX Cr *	-	83,00	-	-
SSANG YONG										
Chairman 3.2 Korando 3.2 Korando 3.2 Cabrio 3.2 Musso 3.2 Eng. M 104.992 / M 104.995 3199 ccm 154-162 kW (209-220 PS)	97- 96- 99- 96-	89,90 4			1,50 1,75 3,00	791065-00-4 910 IF Nit S 931 P 3PC Cr	-	89,90	-	-
SSANG YONG DIESEL										
Eng. OM 661.940 Instana 2.3 D Korando 2.3 D Musso 2.9 D 2299 ccm 58 kW (79 PS)	95- 96- 93-00	89,00 4	44,65 - -1,0/-1,2 -9,05 74,65 AA=22,2	26 X 62	2,50 2,00 3,00	791059-00-4 910 IF Cr 931 P 947 EX Cr	801070-00-1 RT / AK	89,00	951070-4 A=91,5 L=156,5 H=4,7 C=96,55 semi	-
Eng. OM 662.940 Instana 2.9 D Korando 2.9 D Musso 2.9 D 2874 ccm 70 kW (95 PS)	95- 96- 93-	89,00 5				791059-50-4 791059-70-4	801070-50-1 801070-70-1	89,50 89,70	951071-4 A=91,5 L=156,5 H=4,7 C=94,05 semi	-
Eng. OM 602.982 Korando 2.9 TD 2874 ccm 95 kW (129 PS)	96-00	89,00 5	44,75 - -0,3/-0,6 -16,73 71,25	28 x 70	2,50 2,00 3,00	791016-00-5 910 IF Cr * 931 P 947 EX Cr	801071-00-1 RT / KK	89,00	951071-4 A=91,5 L=156,5 H=4,7 C=94,05 semi	-
Eng. OM 662.983 Korando 2.9 TD Musso 2.9 TD Rexton 2.9 TD 2874 ccm 88 kW (120 PS)	98-99 96- 02-					791016-50-5	801071-50-1	89,50		



MODEL / ENGINE

YEAR

Dia.
CYL

Ø x L



SM-REF



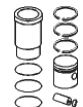
SM-REF



SM-REF.

Piston
Dia.

SM-REF.



SM-REF.

**SSANG YONG
DIESEL****Eng. XD3 T / SD3 TE**Korando
2498 ccm
58 kW (79 PS)

97-

94,00
43,00
2,00
4,00**793718-00-4**914 Cr *
911 P
947 EX Cr

NEW

793718-40-4

-

94,00

-

-

Eng. XD3 PKorando 2.5 D 4 wheel Drive
2498 ccm
53-58 kW (72-79 PS)

93-97

94,00
42,00
2,00
4,00**793714-00-4**910 Cr *
931
947 EX Cr**793714-40-4**

-

94,00

-

-

STEYR**Eng. WD 311****Eng. WD 411****Eng. WD 611**

Tractor 8080 / 8100

100,00

3/4/6

2,50
2,50
4,00**795512-00-1**910 Cr *
911 P
947 EX Cr

-

100,00

-

-

Eng. WD 308.40 / 41 / 45540/a, 545/a, 548
2355 ccm
31-34,5 kW (42-47 PS)**100,00**

3

2,50
2,50
2,50
4,00**795511-00-1**910 Cr *
911 P
911 P
947 EX Cr

-

100,00

-

-

Eng. WD 408.40 / 41 / 42650/a, 658, 760/a, 768
3140 ccm
38-46,3 kW (52-63 PS)

82-

100,00

4

795504-00-1910 Cr *
911 P
911 P
947 EX Cr

-

100,00

-

-

Eng. WD 308540 / 545 / 548 / 650 / 760
2355 ccm**100,00**

3

2,50
2,50
2,50**795504-00-1**910 Cr *
911 P
911 P
947 EX Cr

-

100,00

-

-

Eng. WD 4083140 ccm
31-46,3 kW (42-63 PS)**100,00**

4

5,00

795507-00-1910 Cr *
911 P
947 EX Cr

-

100,00

-

-

Eng. WD 308.40 / 41 / 45

31-35 kW (42-47 PS)

100,00

3

2,50
2,50
4,00**795507-00-1**910 Cr *
911 P
947 EX Cr

-

100,00

-

-

Eng. WD 408.40 / 41 / 42540 / 545 / 548 / 650 / 658 / 760 / 768
38-46 kW (52-63 PS)

68-

100,00

4

795508-00-2910 IF Cr P *
911
931 P
947 EX Cr
946 P

-

105,00

-

-

Eng. WD 209188
1990 ccm
20,5 kW (28 PS)

67-70

105,00

2

2,50
2,50
2,50
5,00**795508-00-2**910 IF Cr P *
911
931 P
947 EX Cr
946 P

-

105,00

-

-

Eng. WD 609 E/F/G/H/N586 / 680 / 780 C / 890
Stamo 609 S
5975 ccm
110,5 kW (150 PS)

67-70

105,00

6

5,00

795508-00-2910 IF Cr P *
911
931 P
947 EX Cr
946 P

-

105,00

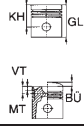
-

-



MODEL / ENGINE

YEAR

Dia.
CYL

Ø x L



SM-REF



SM-REF.

Piston
Dia.

SM-REF.



SM-REF.

STEYR

Eng. WD 210.40Tractor 430b
1996 ccm
23,5 kW (32 PS)105,00
2

70-79

105,00
63,00 916 Cr P *
2,50 911
2,50 931 P
5,00 947 EX Cr
5,00 946 P

795502-00-1

-

105,00

-

-

Eng. WD 410.40Tractor 870a
3983 ccm
51,5 kW (70 PS)105,00
4**Eng. WD 610.18/19/20**430/586/590/680/690/790
890/1090/1100/1108/1300
5975 ccm
81-97 kW (110-132 PS)**Eng. WD 412.40 / 41**4396 ccm
59-62,5 kW (80-85 PS)108,00
4**Eng. WD 612.00/01/60**

63/67/68/70/77/90

Eng. WD 612.85 / 86**Eng. WD 612.87 / 89**790 / 791
8150 / 8165 / 81706590 ccm
96-155 kW (130-210 PS)108,00
63,00 914 Cr *
2,50 911 P
4,00 947 EX Cr

795509-00-1

-

108,00

-

-

Eng. WD 612.0001/20/401200 / 691.136 / 791145
8140 / 980 / 988
6595 ccm
88-106,6 kW (120-145 PS)

77-

108,00
4**Eng. WD 621.94 / 95**Euro1
18S23 / 18S26
6595 ccm
171 kW (233 PS)108,00
6**Eng. WD 113 a**1130 ccm
11/13 kW (15/18 PS)110,00
13,00 910 Cr
3,00 911 P
3,00 930 P
6,00 947 P
6,00 947 P

795501-00-1

-

110,00

-

-

Eng. WD 213

19 kW (26 PS)

110,00
2**Eng. WD 213 A**

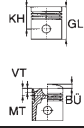
22 kW (30 PS)

Eng. WD 213 A/C/F/G2661 ccm
22-26 kW (30-35 PS)

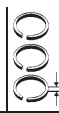


MODEL / ENGINE

YEAR

Dia.
CYLVT
MT

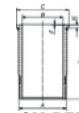
Ø x L



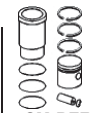
SM-REF



SM-REF.

Piston
Dia.

SM-REF.



SM-REF.

STEYR**Eng. WD 313 A**3991 ccm
34/41 kW (46/55 PS)110,00
3

795501-00-1

3,00 910 Cr
3,00 911 P
3,00 930 P

-

110,00

-

-

Eng. WD 413 T / U80 / 84 / 86 / 180 / 180 A
180 N / 2 A / 182 N / 185
185 A / 280 / 280 A
5322 ccm
46/50 kW (62/68 PS)110,00
46,00 947 P
6,00 947 P**Eng. WD 615.47**Euro 2
9726 ccm
273 kW (371 PS)

78-

126,00
680
-
-20,4
123,2
-
MØ=74,7
-50
x
105
T3,50 914 IF Mo * P
3,00 931 P
4,00 947 EX Cr P

795503-00-1

NEW
805503-00-1
RT / KK

126,00

NEW
955503-1
C=136,5

-

Eng. WD 61589 / 91 / 991 / 1291 / 1391
1491 / 1891 / 1991 / 2591
2891 / 19S32 / 26S36 6x4
9726 ccm
148-232 kW (200-316 PS)

78-

126,00
63,50 914 IF Mo * P
3,00 931 P
4,00 947 EX Cr P

795503-00-1

Eng. WD 8151291 / 1491 / 1891
11964 ccm
243 kW (330 PS)

82-

126,00
V8**Eng. WD 615**126,00
63,45 914 IF Cr P *
3,00 911 IF U Cr P
4,00 947 EX Cr P

790030-00-1

-

126,00

-

-

SUBARU**Justy 1.0**Eng. 1KR-FE
998 ccm
50-53 kW (68-71 PS)

07-

71,00
31,00 910 IF Cr S
1,00 931 P S
1,50 3PC Cr

799601-00-3

-

71,00

-

-

DexEng. K3-VE
1297 ccm
68 kW (92 PS)

08-

72,00
41,20 910 Cr S
1,20 931 P
2,00 3PC Nit P

799605-00-4

-

72,00

-

-

1300Eng. EA65
1298 ccm

71-79

83,00
41,20 910 Cr *
1,50 911 P
4,00 947 EX Nit S

799208-00-4

-

83,00

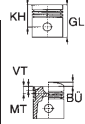
-

-



MODEL / ENGINE

YEAR

Dia.
CYLVT
MT

Ø x L



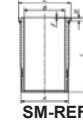
SM-REF



SM-REF



SM-REF.

Piston
Dia.

SM-REF.



SM-REF.

SUBARU

Traviq
Eng. Z 2.2 XE
2198 ccm
108 kW (147 PS)

02-

86,00
4

1,20
1,50
2,50

793562-00-4
910 Nit S
931 P
3PC Cr

-

86,00

-

-

793562-50-4

-

86,50

-

-

SUZUKI

Big Dipper
Eng. JL465Q7 / DA465Q
Eng. LJ465Q-1AE
1100 ccm
34 kW (46 PS)

65,50
4

1,50
1,50
2,80

799901-00-4
910 Cr S
911 P
3PC Cr

-

65,50

-

-

799901-25-4

-

65,75

-

-

799901-50-4

-

66,00

-

-

Carry 1.0
Samurai 1.0
SJ 1.0
Eng. F10A
970 ccm
30-33 kW (40-45 PS)

85-99
88-
81-88

65,50
4

24,5
-
-5,60/-4,30
-2
55
-
MØ=51
-

16
x
53

1,50
1,50
2,80

799413-00-4
910 Cr S
911 P
3PC Cr

809402-00-1
NEW

-

65,50

-

-

799413-25-4

-

65,75

-

-

799413-50-4

809402-50-1
NEW

-

66,00

-

-

799413-10-4

-

66,50

-

-

Alto / Jimny / Kei
Eng. K6A
658 ccm

68,00
3

1,00
1,20
2,00

799434-00-3
910 IF Cr S
931 P
3PC Cr

-

68,00

-

-

Alto Works
Eng. K10A
996 ccm

68,00
4

1,00
1,20
2,00

799434-00-4
910 IF Cr S
931 P
3PC Cr

-

68,00

-

-

799434-50-4

-

68,00

-

-

Maruti 800
Alto 0.8
Alto Ak II 0.8
Eng. F8B
796 ccm
29 kW (39 PS)

86-
82-85
86-93

68,50
3

1,50
1,50
2,80

799415-00-3
910 Nit S
911
3PC Cr

-

68,50

-

-

799415-25-3

-

68,75

-

-

799415-50-3

-

69,00

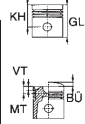
-

-



MODEL / ENGINE

YEAR

Dia.
CYL

Ø x L



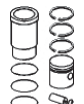
SM-REF



SM-REF.

Piston
Dia.

SM-REF.



SM-REF.

SUZUKI**Wagon R / Jimny**Eng. M13A
1328 ccm
60-62 kW (82-85 PS)78,00
41,20
1,50
2,80799435-00-4
910 IF Cr S
931 P
3PC Cr

-

78,00

-

-

Eng. J20BSX-4
1995 ccm84,00
41,20
1,20
2,50799403-00-4
910 IF Nit S
931 Cr
3PC Nit

-

84,00

-

-

799403-25-4

-

84,25

-

-

799403-50-4

-

84,50

-

-

SUZUKI DIESEL**Eng. Z 1.3 DT**Ighes / Wagon R+
1247 ccm
51-55 kW (69-75 PS)

03-

69,60
440,43
-
-
-12,4
63,43
-
MØ=3723
x
562,00
1,50
2,00792096-00-4
910 Cr *
911 P
947 EX Nit S

802021-00-1

RT

69,90

-

-

792096-40-4

802021-40-1

70,00

-

-

Eng. 9HX Euro 4SX4 1.6 DDIS
1560 ccm
66 kW (89 PS)

07-

75,00
43,00
1,95
2,50793758-00-4
916 Cr *
931 P
947 EX Nit S

-

75,00

-

-

793758-50-4

-

75,50

-

-

Eng. K9K 700Jimny 1.5 DDiS
1461 ccm
48-50 kW (65-68 PS)

03-

76,00
441,78
-0,48
-0,28
-14
66
MØ=39,7025
x
60
T2,00
2,00
2,50793845-00-4
910 Cr *
931 P
947 EX Nit S

803830-00-1

76,00

-

-

793845-50-4

803830-50-1

76,50

-

-

793845-00-4

803831-00-1

76,00

-

-

2,00
2,00
2,50910 Cr *
931 P
947 EX Nit S

793845-50-4

803831-50-1

76,50

-

-

41,8
-0,25
-0,4
-14
66
MØ=39,65
MV=2,626
x
60
T**Eng. D 19AA**1.9 DDiS
1.9 DDiS 4x4
1910 ccm
88 kW (120 PS)

06-

82,00
446,5
-
-0,5
-17,5
72,5
-
MØ=37,5
-26
x
612,00
2,00
2,00792098-00-4
910 Cr *
931 P
947 EX Nit S*NEW*
802023-00-1

RT

82,00

-

-

NEW
792098-40-4*NEW*
802023-40-1

82,40

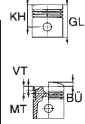
-

-



MODEL / ENGINE

YEAR

Dia.
CYL

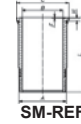
Ø x L



SM-REF



SM-REF.

Piston
Dia.

SM-REF.



SM-REF.

SUZUKI DIESEL

Eng. XUD9 A

Vitara 1.9 D
1905 ccm
47-52 kW (64-71 PS)

95-98

83,00
42,00
2,00
3,00793723-00-4
910 Cr P *
911 IF U P
947 EX Cr P

-

83,00

953702-4
A=86
L=153,5
semi

-

793723-50-4

-

83,50

-

793723-80-4

-

83,80

-

NEW

793723-10-4

-

84,00

-

Eng. XUD9 SD

Vitara 1.9 D
Vitara Cabrio 1.9 D
1905 ccm
55 kW (75 PS)

-96

83,00
43,50
2,00
3,00793729-00-4
914 Cr *
911 IF U P
947 EX Cr P

-

83,00

-

-

793729-50-4

-

83,50

-

-

Eng. XUD9 SE

Baleno 1.9 TD
1905 ccm
55 kW (75 PS)

98-

83,00
446,8
-
-
-3,5
79,3
-
-28
x
68
T3,00
2,00
3,00793744-00-4
914 Cr *
911 IF U P
947 EX Cr P*NEW*
803719-00-1
RT

83,00

-

-

793744-50-4

NEW
803719-50-1

83,50

-

-

Eng. D20AA Euro 5

SX4 2.0 DDiS
SX4 2.0 DDiS 4x4
1956 ccm
99 kW (135 PS)09-
09-83,00
41,50
1,50
2,00793509-00-4
910 CCLP *
931 P
947 EX Cr *

-

83,00

-

-

793509-40-4

-

83,40

-

-

Eng. DW10 ATED4
(RHW)Grand Vitara 2.0 HDI 110
1997 ccm
80 kW (109 PS)

01-

85,00
446,75
-
-1
-18,3
80,75
MØ=38,01
-28
x
703,50
2,00
3,00793749-00-4
914 Cr *
911 IF
947 EX Cr803749-00-1
RT

85,00

-

-

793749-50-4

803749-50-1

85,50

-

-

NEW
793749-60-4

-

85,60

-

-

TALBOT

Samba

Eng. XV8 / XV5
954 ccm
31-34 kW (42-46 PS)

81-86

70,00
42,00
2,00
4,00793701-00-4
910 IF Cr
931 P
3PC Cr

-

70,00

-

-

Samba

Eng. XY 6B
1360 ccm
44-53 kW (60-72 PS)

82-86

75,00
41,75
2,00
3,00793738-00-4
910 IF Cr S
931 P
946 EX P

-

75,00

-

-




793738-25-4











-

75,25

-

-

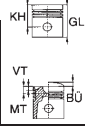
 MODEL / ENGINE	YEAR	 Dia. CYL	 VT  MT	 Ø x L		 SM-REF	 SM-REF.	 Piston Dia.	 SM-REF.	 SM-REF.
TALBOT										
Samba Eng. XY 6B 1360 ccm 44-53 kW (60-72 PS)	82-86	75,00 4			1,75 2,00 4,00	793817-00-4 910 IF Cr S 931 P 3PC Cr	-	75,00	-	-
Samba Rallye Eng. 129 D / XZ7R 1219 ccm 65-66 kW (88-90 PS)	82-84	75,00 4			1,75 2,00 4,00	794102-00-4 910 IF Cr S 911 P 3PC Cr	-	75,00	-	-
Samba GLS 6CV Samba GLS 7CV Samba Rallye 7CV Eng. 5K2 (150.B) Eng. 5K3 (150.B) 1360ccm	82-86 82-86 85-86					794102-50-4 *NEW*	-	75,50	-	-
Samba 1.4 Samba 1.4 Rallye Samba Convertible 1.4 Eng. XY7 / XY8 1360 ccm 53-59 kW (72-80 PS)	81-86 83-86 81-86									
Tagora 2.6 Eng. L6 2664 ccm 122 kW (166 PS)	81-83	88,00 6			1,50 2,00 4,00	793707-00-2 910 IF Cr * 911 IF 3PC Cr	-	88,00	-	-
Express 1000 -1500 Bus 2.0 Flatbed / Chassia 2.0 Express 1000 -1800 Van 2.0 Eng. XN1TA 1971 ccm 57-69 kW (78-94 PS)	82-90 82-94 82-90	88,00 4								
TALBOT DIESEL										
Eng. XUD9 / 7 CV Horizon / Solara 1.9 D 1905 ccm 47-52 kW (64-71 PS)	82-86	83,00 4			2,00 2,00 3,00	793723-00-4 910 Cr P * 911 IF U P 947 EX Cr P	-	83,00	953702-4 A=86 L=153,5 semi	-
Eng. XUD9 A Express 1000-1500 Bus 1.9 D Express 1000-1800 Van 1.9 D 1905 ccm 51 kW (69 PS)	87-90					793723-50-4 793723-80-4 *NEW* 793723-10-4	- - -	83,50 83,80 84,00	- - -	- - -
Eng. CRD93 Express 2.5 D 2498 ccm 54-55 kW (73-75 PS)	82-94	93,00 4	52,75 - -7,4 95 - -	30 x 78	2,50 2,00 4,00	793735-00-4 910 IF Cr S 911 P 947 EX Cr	*NEW* 803716-00-1 RT *NEW* 803716-50-1	93,00 93,50	- -	- -

 MODEL / ENGINE	YEAR	 Dia. CYL	 VT MT	 Ø x L		 SM-REF	 SM-REF.	 Piston Dia.	 SM-REF.	 SM-REF.
TALBOT DIESEL Eng. U25.651 Express Express 290 / 310 / 350 Express Sportsman 2500 ccm 52 kW (71 PS)	-84	93,00 4			2,00 2,00 4,00	793741-00-4 910 Cr * 911 P 947 Cr	-	93,00	-	-
Eng. XD 2S Tagora 2.3 Turbo Diesel 2304 ccm 59 kW (80 PS)	81-87	94,00 4			3,00 2,00 4,00	793718-00-4 914 Cr * 911 P 947 EX Cr *NEW* 793718-40-4	-	94,00	-	-
TATRA Eng. T-3-928 Tatra 815 12660 ccm 166 kW (226 PS)	82-	120,00 1			3,50 3,00 5,00	794702-00-1 914 Cr P * 911 947 EX Cr P	-	120,00	-	-
Eng. T-3-929 15825 ccm 208 kW (283 PS)										
Eng. T-3-930 15825 ccm 250 kW (340 PS)										
TOYOTA Yaris 1.0 Eng. 1SZ-FE 998 ccm 48-50 kW (65-68 PS)	03-05	69,00 4			1,20 1,20 2,00	*NEW* 799600-00-4 910 Cr S 931 P 3PC Nit	-	69,00	-	-
Aygo / Belta 1.0i iQ 1.0i Passo 1.0i Vitz / Yaris I 1.0i Yaris II 1.0i Eng. 1KR-FE 998 ccm 50-53 kW (68-71 PS)	05-08-09-05-06-	71,00 3			1,00 1,00 1,50	799601-00-3 910 IF Cr S 931 P S 3PC Cr	-	71,00	-	-
bB Z / S 1.3 4WD bB S 1.3 2WD Eng. K3-VE 1297 ccm 68 kW (92 PS)	05-05-	72,00 4			1,20 1,20 2,00	799605-00-4 910 Cr S 931 P 3PC Nit P	-	72,00	-	-
Avanza bB Z 1.5 2WD / Rush Passo Sette / Terios Eng. 3SZ-VE 1495 ccm 80 kW (108 PS)	03-05-06-	72,00 4			1,20 1,20 2,00	799612-00-4 910 IF Cr S 931 P 3PC Nit P *NEW* 799612-50-4	-	72,00	-	-



MODEL / ENGINE

YEAR

Dia.
CYLVT
MT

Ø x L



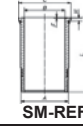
SM-REF



SM-REF.



SM-REF.

Piston
Dia.

SM-REF.



SM-REF.

TOYOTA

Etios 1.5
Etios Cross 1.2 / 1.5
Etios Liva 1.2
 Eng. 2NR-FE / 3NR-FE
 1197/1496 ccm
 59-68 kW (80-92 PS)

10-
14-
11-72,50
41,00
1,00
2,00

NEW
799625-00-4
 910 Nit S
 911 P S
 3PC Nit
 NEW
799625-00-4

-

72,50

-

-

Eng. 2E-2
 1295 ccm

73,00
41,50
1,50
3,00

NEW
799604-00-4
 910 IF Nit S
 931 AN P
 3PC Cr

-

73,00

-

-

Corolla VI 1.5 12V
Corona 1.5 12 V
Starlet 1.5 12V
Tercel 1.5 12V
 Eng. 3E
 1456 ccm
 58-65 kW (79-87 PS)

86-94
87-92
86-94
86-73,00
41,50
1,50
3,00

799682-00-4
 910 Cr S
 931 P
 3PC Cr

-

73,00

-

-

Etios Liva 1.4
Etios (NGK1) 1.4
 Eng. 1N1DTV
 1364 ccm
 50 kW (68 PS)

11-
10-73,00
41,50
1,20
3,00

NEW
799720-00-4
 910 Nit S
 911 Cr
 947 EX Nit S

-

73,00

-

-

Corolla VII 1.3i 16V
Corsa 1.3 16V
Starlet 1.3i 16V
 Eng. 4E-FE (55kW)
 1331 ccm
 55 kW (75 PS)

95-97
95-
96-9974,00
41,20
1,20
3,00

799667-00-4
 910 IF Nit S
 911 P
 3PC Nit

-

74,00

-

-

Corolla VIII 1.3 / 16V
Paseo 1.3i 16V
 Eng. 4E-FE (63 kW)
 1332 ccm
 63 kW (86 PS)

97-00
96-74,00
4

-

74,00

-

-

Corolla VII 1.3i 16V
Corsa 1.3 16V
Sprinter / Starlet 1.3 16V
 Eng. 4E-FE (65 kW)
 1332 ccm
 65-73 kW (88-99 PS)

92-95
89-95
89-9574,00
4

-

74,00

-

-

Starlet
 Eng. 4K-E Gasoline
 1290 ccm
 48 kW (65 PS)

82-84

75,00
41,50
1,50
4,00

799608-00-4
 910 IF Cr S
 911 P
 3PC Cr

-

75,00

-

-

Chaser / Cresta
Crown / Mark II
Soarer
 Eng. 1G Gasoline
 1988 ccm

79-

75,00
61,50
1,50
4,00

799609-00-6
 910 IF Cr S
 911 P
 3PC Cr

-

75,00

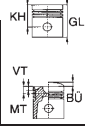
-

-



MODEL / ENGINE

YEAR



Ø x L



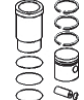
SM-REF



SM-REF.

Piston
Dia.

SM-REF.



SM-REF.

TOYOTA

Funcargo 1.3 VVTi
IST 1.3 VVTi
Platz 1.3 VVTi
Will Cypha 1.3 VVTi
Yaris I 1.3i
Yaris II 1.3
Yaris II 1.3i
Yaris Verso 1.3
 Eng. 2NZ-FE
 1299 ccm
 62-64 kW (84-87 PS)

99-05 **75,00**
 04-07 4
 02-05
 01-05
 99-05
 07-
 06-
 99-

1,20
 1,20
 3,00

NEW
799929-00-4
 910 Nit S
 931 Nit S
 3PC Nit

75,00

-

-

Corolla
Tercel
 Eng. 2A
 1295 ccm
 54 kW (74 PS)

83-85 **76,00**
 79-84 4

2,00
 2,00
 4,00

799687-00-4
 910 Cr P
 931 P
 3PC Cr P

76,00

-

-

Corolla
 Eng. 5A Gasoline
 1498 ccm

78,70
 4

1,20
 1,50
 3,00

799690-00-4
 910 Nit S
 911 P
 3PC Cr

78,70

-

-

Corolla / Vista
 Eng. 1ZZ / 1ZZ-FE
 1794 ccm
 66-90 kW (90-122 PS)

82-03 **79,00**
 4

1,20
 1,20
 3,00

799691-00-4
 910 Cr S
 931 P
 3PC Cr

79,00

-

-

NEW
799691-50-4

79,50

-

-

Celica 1400
Cerina 1400 Deluxe
Corolla 1400
Sprinter 1400
TE20/30/35/45
 Eng. T
 1407 ccm

80,00
 4

2,00
 2,00
 4,00

NEW
799618-00-2
 910 Cr S
 911 P
 3PC Cr P

80,00

-

-

Crown 2600
MS 65/75/83/85/95
Mark II 2600
Cressida 2600MX43
 Eng. 4M-U
 2563 ccm

80,00
 6

Carina / Celica / Corolla
 Eng. T-U
 1407 ccm
 70 kW (95 PS)

70-79 **80,00**
 4

1,50
 2,00
 4,00

799621-00-4
 910 Cr S
 911 P
 3PC Cr

80,00

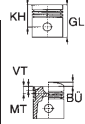
-

-



MODEL / ENGINE

YEAR

Dia.
CYLVT
MT

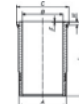
Ø x L



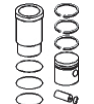
SM-REF



SM-REF.

Piston
Dia.

SM-REF.



SM-REF.

TOYOTA

Corona 1600
Corona Van
Hi-Lux / Hi-Ace
Toyo-Ace
TaftF20
 Eng. 12R / 12 R-J
 1587 ccm
 49 kW (66-67 PS)

80,50
42,00
2,00
4,00

NEW
799619-00-4
 910 Cr S
 911 P
 3PC Cr P

80,50

Celica / Chaser / Corolla
 Eng. 1ZZ / 1ZZ-FE
 1794 ccm
 89 kW (120 PS)

80,50
41,50
1,50
4,00

799624-00-4
 910 IF Cr *
 911 IF P
 3PC Cr

80,50

Sprinter
 Eng. 4A-GEU
 1587 ccm
 96 kW (130 PS)

87-91
81,00
41,50
1,50
2,80

799627-00-4
 910 IF Cr S
 930 P
 3PC Nit
NEW
799627-50-4

81,00

Celica
Corolla
MR2
 Eng. 4A-GEL /-GHC /-GLC
 1587 ccm
 91 kW (124 PS)

83-85
83-87
84-
81,00
41,50
1,50
2,80

799628-00-4
 910 IF Cr S
 911 P
 3PC Nit

81,00

Corona
Corolla
Carina II
Celica
Carina E
Conquest
 Eng. 4A-FE
 1587 ccm
 75-85 kW (102-115 PS)

88-
87-92
88-92
90-94
92-97
93-
81,00
41,50
1,50
3,00

799670-00-4
 910 IF Cr S
 911 P
 3PC Cr

81,00

Corolla
 Eng. 4AGE
 1587 ccm
 57-85 kW (78-115 PS)

81,00
41,20
1,50
3,00

799671-00-4
 910 Nit S
 911 P
 3PC Nit
NEW
799671-50-4

81,00

Crown 2800 / MS 112
Celica XX2800 / MA 56
 Eng. 5M / 5M-E / 5M-EU
 2759 ccm
 81-87 kW (110-118 PS)

83,00
62,00
2,00
4,00

NEW
799620-00-6
 910 IF CCL *
 911 P
 3PC Cr P










83,00

Crown / Soaret 2800GT
Celica XX
 Eng. 5MGE / 5MEU

83,00
61,50
1,50
4,00

799631-00-6
 910 IF Cr S
 931 P
 3PC Cr

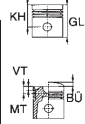
83,00

MODEL / ENGINE	YEAR	 Dia. CYL	 KH GL VT MT	 Ø x L		 SM-REF	 SM-REF.	 Piston Dia.	 SM-REF.	 SM-REF.
TOYOTA										
Camry SV11 Vista Eng. 2S / 2S-C 1995 ccm 70 kW (95 PS)		84,00 4				*NEW* 799636-00-4 910 Cr S 931 P 3PC Cr	-	84,00	-	-
Avensis Camry Carina II Corona Ipusum Picnic Eng. 3S-F / 3S-FE 1998 ccm 86 kW (117 PS)	97-00 86-91 87-97 94-01	86,00 4				*NEW* 799640-00-4 910 IF Nit S 931 P 3PC Cr P *NEW* 799640-50-4	-	86,00 86,50	-	-
Caldina Carina E 2.0 GTI Celica 2.0i 16V Celica Cabriolet 2.0 GTI Celica Coupe 2.0 GTI Celica 2.0 Turbo 4WD MR2 II 2.0 16V Eng. 3S-GTE / 3S-GE 1998 ccm 103-147 kW (140-200 PS)	92-94 93-99 89-93 89-93 88-93 89-99	86,00 4				910 Nit S 931 P 3PC Cr P *NEW* 799681-50-4	-	86,00 86,50	-	-
TOYOTA DIESEL										
Eng. DV4 TD Aygo 1398 ccm 40 kW (54 PS)	05-	73,70 4	42,94 -1,55 -14,7 65,44 MØ=37,16	25 x 60 T		793756-00-4 914 Cr * 911 IF U P 947 EX Cr P 793756-50-4	803711-00-1 RT / AK 803711-50-1	73,70 74,20	-	-
Eng. 3WZ-TV Proace Box 1.6 D-4D 1560 ccm 66 kW (89 PS)	13-	75,00 4				793770-00-4 914 Cr * 931 P 947 EX Nit S *NEW* 793770-50-4	-	75,00 75,50	-	-
Eng. 2C Carina II 2.0 D 1974 ccm 50 kW (68 PS)	84-88	86,00 4				799734-00-4 913 Cr Nit S 911 Cr P 947 EX Nit S	-	86,00	-	-
Eng. 2C Carina 2.0 D Corolla V 2.0 D Liteace 2.0 D 1975 ccm 54-56 kW (73-76 PS)	88-97 87-97 92-94	86,00 4				799735-00-4 910 IF Cr S * 911 P 947 EX Cr	-	86,00	-	-



MODEL / ENGINE

YEAR

Dia.
CYLVT
MT

Ø x L



SM-REF



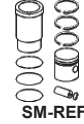
SM-REF



SM-REF.

Piston
Dia.

SM-REF.



SM-REF.

TOYOTA DIESEL**Eng. 2C-T****Eng. 2DZ**Town Ace CR21
Daihatsu Delta
Estima
1974/2184 ccm

86,00

4

2,00
2,00
4,00**799736-00-4**913 Nit S
911 Cr P
947 EX Cr

NEW

799736-50-4

-

86,00

-

-

Eng. 2L / 2L-T II / 2L-TEChaser 2.4 D
Commuter Bus 2.4 D
Cresta Saloon 2.4 D
Dyna Flatbed / Chassis 2.4 D
Dyna Pickup 2.4 D
Hiace II Box / Wagon 2.4 D
Hiace III Box / Wagon 2.4 D
Hiace IV Box / Wagon 2.4D
Hilux Pickup 2.4 D
Kijang Bus 2.4 D
Land Cruiser / Hardtop 2.4 D
Mark II Estate 2.4 D
Qualis 2.4 D/Tamaraw FX 2.4
Town Ace Box / Bus 2.4 D
Runner 2.4 TD
Cressida Saloon 2.4 Td
Chaser 2.4 D
Crown 2.4
Cresta 2.4
2446 ccm
53-66 kW (72-90 PS)

-89

89-95

88-96

77-79

84-89

89-95

95-

88-

89-95

84-85

88-96

99-04

85-91

89-95

85-88

82-

83-

82-84

92,00

4

2,00
2,00
4,00**799714-00-4**913 Cr S
911 Cr
947 EX Nit S**799714-50-4**

-

92,00

-

-

-

92,50

-

-

Eng. 2KD-FTV-DCR**Eng. 2KD-FTV-HDCR**Dyna 150 2.5 D-4D 24V
Fortuner 2.5 D-4D 16V
HiAce / HiLux 2.5 D-4D 16V
2494 ccm
65-75 kW (88-102 PS)

92,00

4

2,00
1,50
3,00**799742-00-4**910 IF Nit S
911 Nit S
947 EX Nit S

NEW

799742-50-4

-

92,00

-

-

-

92,50

-

-

Eng. BDyna
Hino Ranger
2977 ccm

95,00

4

2,50
2,50
2,50
4,50**799716-00-4**913 Cr P*
911 Cr P
931 P
947 EX Cr P

-

95,00

-

-

-

95,00

-

-

Eng. BDaihatsu Delta
Dyna 200 3.0 D
Hino Ranger / Land Cruiser
2977 ccm
59-63 kW (80-85 PS)

95,00

4

2,54
2,50
4,50**799717-00-1**913 Cr P *
911 Cr P
947 EX Cr P

-

95,00

-

-

-

95,00

-

-

Eng. 10B / 11B / B (New)Dyna / Coaster / Land Cruiser
Daihatsu Delta
Hino Ranger
2977 ccm
66 kW (90 PS)

95,00

4

2,50
2,00
4,00**799731-00-4**913 Nit S
911 Cr
947 EX Cr**799731-50-4**

-

95,00

-

-

-

95,50

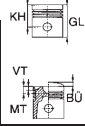
-

-



MODEL / ENGINE

YEAR

Dia.
CYLVT
MT

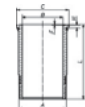
Ø x L



SM-REF



SM-REF.

Piston
Dia.

SM-REF.



SM-REF.

TOYOTA DIESEL

Eng. 11B

Dyna / ToyoAce
2977 ccm
66 kW (90 PS)95,00
42,50
2,50
4,50*NEW*
799744-00-4
910 IF Cr P*
911 Cr P
947 EX Cr P

-

95,00

-

-

Eng. 1KZ-TE

Land Cruiser
HiLux Surf
HiAce Wagon
Land Cruiser
2982 ccm
93 kW (125 PS)96,00
42,00
2,00
3,00**799732-00-4**
913 Nit S
931 Cr *
947 EX Nit S

-

96,00

-

-

Eng. 5L

2986 ccm
72 kW (97 PS)99,50
42,00
1,50
4,00**799747-00-4**
913 Nit S
911 IF U Nit S
947 EX Cr

NEW
799747-50-4

-

99,50

-

-

URSUS

Eng. Z8701.1

1222 / 1224
6800 ccm110,00
63,00
3,00
3,00
6,00**795620-00-1**
910 Cr
911
931
947 EX Cr P

-

110,00

-

-

Eng. Z8401.1

1012 / 1014 / 1614 / 912 / 914
4600 ccm110,00
43,00
3,00
6,00**795621-00-2**
914 Cr P *
911 P
947 EX Cr P

-

110,00

-

-

Eng. Z8002.1 Turbo

4600 ccm

Eng. Z8602.1 Turbo

6800 ccm

UTB

Eng. 45 CV

U 445 / A / B
2340 ccm
28-37,5 kW (38-51 PS)95,00
32,50
2,50
5,50**792051-00-1**
910 IF Cr
911 IF
947 EX Cr

-

95,00

-

-

Eng. D 110

U50 / U500 / U650M / U651M
4760 ccm
48 kW (65 PS)108,00
487
-
-23,2
141
MØ=61,8
MV3,53,00
3,00
3,00
6,00
6,00**795601-00-2**
910 Cr
910 P
910 P
947 EX P
947 P**805601-00-1**

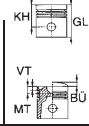
108,00

955601-1
A=121,8
L=258
H=2,3
C=132
F=1,3**815601-2****925601-1**
2 x NB 4,75



MODEL / ENGINE

YEAR

Dia.
CYL

Ø x L



SM-REF



SM-REF.

Piston
Dia.

SM-REF.



SM-REF.

VAUXHALL

Combo 1.2i
Corsa B 1.2i
Eng. X12 SZ
1195 ccm
33 kW (45 PS)

94-01
94-0072,00
4
32,05
-
-2,8
5918
x
50
1,50
1,50
3,00793501-00-4
910 IF Cr *
911
947 EX Cr803503-00-1
803503-50-172,00
72,50-
--
-

Combo Mk III 1.4 CNG
Eng. 198 A4.000
1368 ccm
88 kW (120 PS)

11-

72,00
41,20
1,20
2,00792013-00-4
910 CCL *
931 P
947 EX Cr *

-

72,00

-

-

Combo D 1.4 CNG
Turbo EcoFlex
Eng. A 14 FC Euro 5
1364 ccm
88 kW (120 PS)

12-

72,50

-

-

-

72,50

-

-

Agila / Corsa 1.0i
Eng. X10 XE / Z10 XE
973 ccm
40-43 kW (54-58 PS)

97-

72,50
31,20
1,50
2,00793547-00-1
910 IF Nit S
931 P
3PC Cr

-

72,50

-

-

Agila / Astra
Corsa 1.2 16V
Eng. X12 XE / Z12 XE
1199 ccm
48-55 kW (65-75 PS)

98-

72,50
41,20
1,50
2,00793547-00-1
910 IF Nit S
931 P
3PC Cr

-

72,50

-

-

Astra Mk VI 1.4
Astra Mk VI Estate 1.4
Astra Mk VI Sedan 1.4
Cascada Convertible 1.4
Insignia 1.4
Insignia 1.4 LPG
Insignia Estate 1.4
Insignia Estate 1.4 LPG
Insignia Sedan 1.4
Insignia Sedan 1.4 LPG
Meriva Mk II 1.4
Mokka 1.4
Mokka 1.4 4x4
Zafira Mk III 1.4
Eng. A 14 NET Euro 5
1364 ccm
103 kW (140 PS)

09-
10-
12-
13-
11-
12-
11-
12-
11-
12-
10-
13-
12-
11-72,50
41,20
1,20
2,00*NEW*
791413-00-4
910 IF Nit S
931 P
3PC Nit

-

72,50

-

-

Ascona / Astra
Belmont / Cavalier
Chevette / Corsa
Kadett / Manta / Nova
Eng. 13 N / 13 NB KAT
Eng. 13S
1297 ccm
44-55 kW (60-75 PS)

79-94

75,00
41,75
2,00
4,00793512-00-4
910 IF Cr S
931 P
3PC Cr

-

75,00

-

-

NEW
793512-10-4

-

76,00

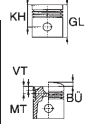
-

-



MODEL / ENGINE

YEAR

Dia.
CYL

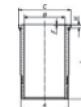
Ø x L



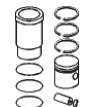
SM-REF



SM-REF.

Piston
Dia.

SM-REF.



SM-REF.

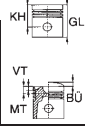
VAUXHALL

Cavalier 1300	77-81	75,00	35,8	20		793528-00-4	803504-00-1	75,00	-	-
Cavalier Mk II 1.3 N	81-88	4	-	x	1,50	910 IF Cr				
Chevette 1300	75-85		-4,4	65	1,50	911 P				
Chevette Estate 1.2	76-85		-6,8		4,00	3PC Cr				
Chevette Hatchb. 1300	75-85		62,4							
Eng. 13 N 1297 ccm 39-44 kW (53-60 PS)			35,5			793528-50-4	803504-50-1	75,50	-	-
			-							
			-4,4							
Astra Estate 1.3 S	79-84		-6,8							
Astra Hatchback 1.3 S	79-84		62,1							
Astra MK II Belmont 1.3	85-91									
Astra Mk II Estate 1.3	84-91									
Astra Mk II Hatchb. 1.3										
Cavalier Mk II 1.3 S	81-88									
Cavalier Mk II Estate / Hatchb. / Hatchb ak 1.3S	81-88									
Chevette 1300	75-85									
Chevette Estate 1300	76-85									
Chevette Hatchback 1300	75-85									
Nova 1.3 i / Nova 1.3 S	82-87									
Nova Hatchback 1.3 i	85-89									
Nova Hatchb. 1.3 i CAT	89-93									
Nova Hatchback 1.3 S	83-89									
Eng. 13 NB / S / SB / C 13 N 1297 ccm 42-55 kW (57-75 PS)										
Astramax 1.3 N	85-89	75,00				^{*NEW*} 793546-00-4	-	75,00	-	-
Astra Estate 1.3 S	79-84	4			1,50	910 IF Cr S P				
Astra Hatchback 1.3 / S	79-84				1,50	931 P				
Astra Mk II Belmont 1.3	85-91				3,00	3PC Cr P				
Astra Mk II Estate 1.3	84-91									
Astra Mk II Hatchback 1.3	84-91									
Astramax 1.3 S	85-89									
Cavalier Mk II 1.3 S	81-88									
Cavalier Mk II Estate 1.3 S	81-88									
Cavalier Mk II Hatchb. 1.3 S										
Cavalier 1300	77-81									
Cavalier Mk II 1.3 N	81-88									
Chevette 1300 / Estate 1.2	75-85									
Chevette Hatchback 1300	75-85									
Eng. E-TECI 13 N / 13 S 1297 ccm 44-55 kW (60-75 PS)										
Astra Mk II Estate / Hatchback 1.4 S	89-98	77,60			1,50	793526-00-4	-	77,60	-	-
Cavalier Mk III / Hatchback 1.4 S	88-95	4			1,50	910 IF Cr *				
Nova / Hatchback 1.4 S	90-93				3,00	947 EX Cr				
Novavan 1.4	90-93					793526-50-4	-	78,10	-	-
Eng. 14 NV 1389 ccm 53-55 kW (72-75 PS)										



MODEL / ENGINE

YEAR

Dia.
CYLVT
MT

Ø x L



SM-REF.



SM-REF.



SM-REF.

Piston
Dia.

SM-REF.



SM-REF.

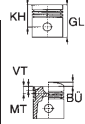
VAUXHALL

Astra Mk II Belmont / Hatchback 1.4 i	90-91	77,60 4	32,05 -	18 x	1,50	793526-00-4 910 IF Cr *	803507-00-1	77,60	-	-
Astra Mk III /Estate 1.4 i Hatchback 1.4 i	91-98		- -3,4	55	1,50 3,00	931 P 947 EX Cr				
Astra Van Mk III 1.4 i Combo 1.4	91-94 94-01		59							
Corsa / Corsavan 1.4 i Nova 1.4	94-00 90-92		31,75 -			793526-50-4	803507-50-1	78,10	-	-
Nova Hatchb. 1.4 i Eng. C 14 NZ 1389 ccm 44 kW (60 PS)	90-93		-3,4 58,7							
Corsa 1.4 i Eng. X 14 SZ 1389 ccm 44 kW (60 PS)	98-01	77,60 4			1,50 1,50 3,00	793526-00-4 910 IF Cr * 931 P 947 EX Cr 793526-50-4	- -	77,60 78,10	- -	- -
Astra Mk III 1.4 i Astra Mk III / Convertible / Estate / Hatchback 1.4 i	92-98 91-01	77,60 4	32,05 -	18 x 55	1,50 1,50 3,00	793526-00-4 910 IF Cr * 931 P 947 EX Cr	803508-00-1	77,60	-	-
Combo 1.4	94-01		59							
Corsa 1.4 i S Nova 1.4	93-00 90-92		31,75			793526-50-4	803508-50-1	78,10	-	-
Nova Hatchback 1.4 i S Eng. C 14 SE 1389 ccm 60 kW (81 PS)	91-93		- -2,6 58,7							
Corsa 1.4 i 16 V Eng. C 14 SEL	98-01	77,60 4	32,05 1	18 x	1,50	793526-00-4 910 IF Cr *	803512-00-1	77,60	-	-
Astra Mk III / Convertible / Estate Hatchback 1.4 i 16V	96-01		-0,57 -	55	1,50 3,00	931 P 947 EX Cr				
Astra Mk IV / Estate / Hatchback 1.4 16V	98-		57,05			793526-50-4	803512-50-1	78,10	-	-
Corsa 1.4 i 16V	94-00									
Corsa Convertible	98-									
Tigra 1.4 16V Eng. X 14 XE (Ecotec) 1389 ccm 63/66 kW (86/89 PS)	94-									

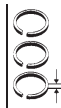


MODEL / ENGINE

YEAR

Dia.
CYLVT
MT

Ø x L



SM-REF



SM-REF.

Piston
Dia.

SM-REF.



SM-REF.

VAUXHALL

**Astra Mk II / Belmont /
Convertible / Estate /
Hatchback 1.6**
AstraMax 1.6
**Cavalier Mk III /
Hatchback 1.6**
Eng. 16 SV
1598 ccm
60 kW (82 PS)

84-91
85-91
88-9379,00
4
-
-2,7
48,428
0,4
-
48,418
x
551,20
1,50
3,00910 Cr S
931 P
3PC Cr P793538-00-4
793538-25-4
793538-50-4
793538-10-4803511-00-1
-
803511-50-1
803511-10-179,00
79,25
79,50
80,00-
-
-
--
-
-
-

Astra Mk III 1.6 SI
Astra Mk III 1.6 i
Nova Hatchb. 1.6 GSI
Eng. C 16 SE / E 16 SE
1598 ccm
74 kW (100 PS)

91-94
92-98
88-93

Corisa 1.6 GSI 16 V
Corisa 1.6 i 16V
Tigra 1.6 16V
Eng. X 16 XE / C 16 XE
1598 ccm
78-80 kW (106-109 PS)

93-00
94-00
94-79,00
4
-
-2,27
-0,8
4828
-
55
S
4818
x
55
S1,20
1,50
2,50910 Cr S
931 P
3PC Cr P793551-00-4
793551-50-4
793551-10-4803515-00-1
803515-50-1
-79,00
79,50
80,00-
-
--
-
-

Astra Mk III 1.6 i 16V
**Astra Mk III Estate
Hatchback 1.6 i 16 V**
Astra Mk IV 1.6 16V
**Astra Mk IV / Estate
Hatchback 1.6 i 16 V**
Vetra Estate 1.6 i 16V
Vectra Hatchback 1.6 i
Zafira 1.6 16V
Eng. X 16 XEL (Ecotec)
1598 ccm
74 kW (100 PS)

94-98
94-98
98-
98-
96-
95-
99-

Astra Mk IV CC 1.6
Astra Mk IV Estate 1.6
Astra Mk V CC/Estate
Astra Mk V Sport Hatch
Astra TwinTop Mk V
Astra Van Mk V
Astra Mk IV Convertible 1.6 16V
Astra Mk IV Coupe 1.6 16V
Astra Mk IV Sedan 1.6 16V
Meriva Mk I 1.6i 16V Twinp.
Vectra C 1.6i 16V
Zafira Mk II
Eng. Z 16 XEP
1598 ccm
74-77 kW (101-105 PS)

02-05
02-05
04-09
05-10
05-10
05-
03-05
00-05
98-05
03-10
06-
05-1479,00
4
-
-
-
48,73
-
-
-
-
-
-26,73
-
-
-
-
48,73
-
-
-
-
-18
x
521,20
1,20
2,00910 Cr S
931 P
3PC Cr793559-00-4
793559-50-4
793559-10-4803514-00-1
NEW
803514-50-1
NEW
-79,00
79,50
80,00-
-
--
-
-

Cascada 1.6
Zafira Mk III 1.6 SIDI
Zafira MK III 1.6 Turbo
Eng. A 16 SHT / A 16 XHT Euro 5
1598 ccm
125-147 kW (170-200 PS)

13-
13-
12-79,00
4

-

-

1,20
1,20
2,00910 Nit S
931 P
3PC Nit*NEW*
-
-

79,00

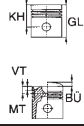
-

-



MODEL / ENGINE

YEAR

Dia.
CYLKH
GL
VT
MT

Ø x L



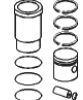
SM-REF



SM-REF.

Piston
Dia.

SM-REF.



SM-REF.

VAUXHALL

Astra Estate 1.6 S
Astra Hatchb 1.6 S
Astra Mk II Belmont 1.6
Astra Mk II Estate 1.6 S
Cavalier Mk II 1.6 / N
Cavalier Mk II 1.6 S
Cavalier Mk II Esta. 1.6
Cavalier Mk II Hatchb.
 Eng. 16 N / 16 SH
 1598 ccm
 51-66 kW (69-89 PS)

81-86
 81-86
 85-91
 84-86
 81-88
 81-88
 83-88
 81-88

80,00
 4

1,50
 1,75
 4,00

793529-00-4
 910 IF Cr *
 911 IF U P
 3PC Cr

80,00

-

-

Astra Mk V / Signum
Vectra C
Zafira Mk II 1.8i 16V
 Eng. Z 18 XER
 1796 ccm
 103 kW (140 PS)

03-
05-**80,50**
4

1,20
 1,20
 2,00

793549-00-4
 910 Nit S
 931 P
 3PC Nit

80,50

-

-

Astra Mk IV / Corsa C
Meriva / Signum
Tigra B / Vectra B & C
Zafira Mk I 1.8i 16V
 Eng. Z 18 XE / Z 18 XEL
 1796 ccm
 81-92 kW (110-125 PS)

00-

793549-50-4

81,00

-

-

Astra Mk IV / Vectra B
Zafira Mk I 1.8i 16V
 Eng. X 18 XE1
 1796 ccm
 85 kW (116 PS)

97-00
99-00

Vivaro 2.0
 Eng. F4R 720
 1998 ccm
 88 kW (120 PS)

01-06
82,70
4

1,20
 1,50
 2,00

791143-00-4
 910 IF Nit S
 931 P
 3PC Nit

82,70

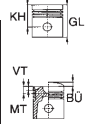
-

-



MODEL / ENGINE

YEAR

Dia.
CYLVT
MT

Ø x L



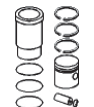
SM-REF



SM-REF.

Piston
Dia.

SM-REF.



SM-REF.

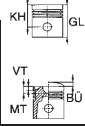
VAUXHALL

Astra Hatchb. 1.8 GTE	83-86	84,80				793534-00-4	-	84,80	-	-
Astra Mk II Belmont 1.8i	85-91	4			1,50	910 IF Cr P S				
Astra Mk II Estate Hatchb. 1.8 GTE	90-91				1,50	931 P				
Cavalier Mk II 1.8i	84-91				3,00	3PC Cr				
Cavalier Mk II Estate Hatchback 1.8i	81-88									
Carlton Mk II 1.8 S	81-88									
Carlton Mk II Estate 1.8	81-88									
Carlton Mk III 1.8i	82-86									
Carlton Mk III Estate	82-86									
Carlton Mk III 1.8 S	86-94									
Carlton Mk III Estate	86-94									
Cavalier Mk III / 1.8 Hatchback 1.8	88-92									
Cavalier Mk III 1.8i CAT	88-90									
Astra Mk II 1.8i CAT	85-86									
Astra Mk III 1.8i	92-98									
Astra Mk III Estate 1.8i	91-98									
Astra Mk III Hatchb. 1.8i										
Cavalier Mk III 1.8	88-92									
Cavalier Mk III 1.8i CAT	90-95									
Cavalier Mk III Hatchb. 1.8 / i CAT	88-95									
Eng. 18 E / 18 SE / 18 S Eng. 18 SEH / 18 SV Eng. C 18 NE / 18 NV Eng. 18 NVR / S 18 NV 1796 ccm 62-85 kW (81-115 PS)										
Astra Mk II Convert. Astra Mk II Hatchb. Astra Mk II Convert. 2.0i Astra Mk III Convertible Estate / Hatchback 2.0i Calibra 2.0i / 4x4 Cavalier Mk III 2.0 GSI Cavalier Mk II 2.0i Cavalier Mk III 2.0i / 4x4 Cavalier Mk III Hatchb. Cavalier Mk II / III Hatchb. 2.0i / 4x4 Carlton Mk III 2.0i Carlton Mk III Estate Carlton Mk III 2.0/Estate Cavalier Mk II 2.0i Cavalier Mk II Hatchb. Cavalier Mk III 2.0i Cavalier Mk III Hatchb. Frontera / Sport 2.0 Omega 2.0	87-91 86-91 91-93 91-98 90-97 89-92 86-88 88-94 88-92 87-92 86-94 86-94 86-88 90-95 92-98 94-00	86,00 4			1,50 1,50 3,00	793535-00-4 910 IF Nit S 931 P 3PC Cr P 793535-50-4	-	86,00	-	-
Eng. C 20 NE / C 20 XE Eng. C 20 LET Eng. 20 XE / SE / SEH / NE 1998 ccm 85-150 kW (116-204 PS)										
Omega 3.0 / Estate Sintra 3.0i	94- 96-99									
Eng. X 30 XE 2962 ccm 148-155 kW (201-211 PS)										



MODEL / ENGINE

YEAR

Dia.
CYLVT
MT

Ø x L



SM-REF



SM-REF



SM-REF.

Piston
Dia.

SM-REF.



SM-REF.

VAUXHALL DIESEL**Eng. Y/Z 13 DT Euro 4**

Corsa Mk II 1.3 CDTI 16V
 Corsavan Mk II 1.3 CDTI 16V
 Tigra TwinTop 1.3 CDTI
 1248 ccm
 51 kW (70 PS)

04-
04-**69,60**
42,00
1,50
2,00**792096-00-4**
910 Cr *
911 P
947 EX Nit S

-

69,60

-

-

**Eng. 15 D
Eng. 15 DT (T4EC1)
Eng. X 15 DT (T4EC1)**

Astra Mk II Belmont 1.5 DT
 Astra Mk II Estate 1.5 DT
 Corsa 1.5 D
 Corsa 1.5 TD
 Corsavan 1.5 D
 Nova / Hatchback 1.5 D
 Nova 1.5 TD / Hatchback
 1488 ccm
 37-53 kW (50-72 PS)

88-90
88-91
93-00
93-96
94-95
87-94
90-93**76,00**
42,00
1,50
3,00**793503-00-4**
910 Cr *
911 P
947 EX Cr

-

76,00

-

-

**Eng. 17 D (4EE1)
Eng. X 17 D (4EE1)
Eng. 17 DT (TC4EE1)
Eng. X 17 DT (TC4EE1)
Eng. Y 17 DT
Eng. Y 17 DTL**

Astra Mk III / Estate /
 Hatchback 1.7 TD
 Astra Mk IV / Estate /
 Hatchback 1.7 DTI 16V
 Astra Van Mk IV 1.7 DTI
 Cavalier Mk III / Hatchback
 1.7 TD
 Combo 1.7 D / Corsa 1.7 D
 Combo 1.7 DTI 16V
 Corsa Mk II 1.7 DTI 16V
 Corsa Van Mk II 1.7 DTI 16V
 Corsavan 1.7 D
 1686 ccm
 44-60 kW (60-81 PS)

91-98
00-
01-
88-95
94-01
01-
00-
94-00**79,00**
42,00
1,50
3,00**793540-00-4**
910 IF Cr *
930 P
947 EX Cr

-

79,00

-

-

793540-50-4
NEW
793540-10-4

-

79,50

-

-

-

80,00

-

-

**Eng. 16 D
Eng. 16 DA**

Astra Estate 1.6 D
 Astra Hatchb. 1.6 D
 Astra Mk II Belmont 1.6 D
 Astra Mk II Estate 1.6 D
 Astra Mk II Hatchb. 1.6 D
 Cavalier Mk II 1.6 D
 Cavalier Mk II Estate 1.6 D
 Cavalier Mk II Hatchb. 1600D
 1598 ccm
 40 kW (54 PS)

82-86
82-86
85-91
84-89
82-88**80,00**
444,95
-
-1,5
76,9526
x
652,00
2,00
3,00**793530-00-4**
910 Cr *
911 P
947 EX Cr**803501-00-1**
RT / HA

80,00

953510-4
A=83
L=143,5
H=4,5
C=84,9
semi

-

793530-50-4
793530-10-4**803501-50-1**
803501-10-1

80,50

-

-

81,00

-

-

**Eng. U25 TD
Eng. X25 TD**

Omega 2.5 TD
 2498 ccm
 96 kW (131 PS)

94-

80,00
63,00
1,75
3,00**790701-00-2**
914 Cr *
911 IF U P
947 EX Cr

-

80,00

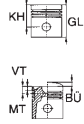
-

-



MODEL / ENGINE

YEAR

Dia.
CYL

Ø x L



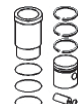
SM-REF



SM-REF.

Piston
Dia.

SM-REF.



SM-REF.

VAUXHALL DIESEL

Eng. F9Q 760

Vivaro Box 1.9 DTI
Vivaro Combi 1.9 DTI
1870 ccm
74 kW (101 PS)

01-

80,00
447,06
-
-17,8
77,4
MØ=3828
x
60
T2,50
2,00
3,00793843-00-4
910 IF Cr *
911 IF U
947 EX Cr803823-00-1
RT / AK

80,00

-

-

793843-50-4

803823-50-1

80,51

-

-

Eng. C 18 XE / X 18 XE

Eng. C 18 XEL

Astra Mk III / Convertible
Estate / Hatchback 1.8i 16 V
1799 ccm
85/92 kW (116/125 PS)

93-98

81,60
41,50
1,50
3,00793541-00-2
910 IF Cr P S
931 P
3PC Cr

-

81,60

-

-

793541-50-2

-

82,10

-

-

Eng. C 25 XE

Eng. X 25 XE

Calibra / Omega
Calibra 2.5i V6
Cavalier Mk III / Hatchback
2.5 V6
Omega Estate / Vectra
Vectra Estate / Hatchback
2.5i 16V
2498 ccm
125-143 kW (170-194 PS)

93-95

81,60
V6

Eng. Z 19 DT

Eng. Z 19 DTL Euro 4

Astra V 1.9 CDTI
Signum 1.9 CDTI
Vectra II 1.9 CDTI
Astravan V 1.9 CDTI
1910 ccm
74-88 kW (100-120 PS)

04-10
04-08
05-08
05-1182,00
446,5
-
-0,5
72,5
-
MØ=37,5
-26
x
612,00
2,00
2,00792098-00-4
910 Cr *
931 P
947 EX Nit S*NEW*
802023-00-1
RT

82,00

-

-

NEW
792098-40-4*NEW*
802023-40-1

82,40

-

-

Eng. Z 19 DTH

Eng. Z 19 DTJ

Astra MK V / Estate
Hatchback / Sport Hatch.
Signum / Vectra Mk II / Estate
GTS 1.9 CDTi 16V
Zafira Mk II 1.9 CDTi
1910 ccm
88/110 kW (120/150 PS)

04-

05-

82,00
42,00
2,00
2,00793569-00-4
910 Cr *
911 IF U P
947 EX Nit S

-

82,00

-

-

Eng. 17 DR

Astra Mk II Hatchb. 1.7 D
Astra Mk III 1.7 D
Asktra Mk III Estate 1.7 D
Astra Mk III Hatchback 1.7 D
Astra Van Mk III 1.7 D
Cavalier Mk III 1.7 D
Cavalier Mk III Hatchb. 1.7 D
1699 ccm
42-44 kW (57-60 PS)

89-91
92-98
91-94
91-94
91-94
88-9282,50
444,95
-
-1,6
-2,6
72,9526
x
652,00
2,00
3,00793533-00-4
910 Cr *
911 P
947 EX Cr803509-00-1
RT / HA

82,50

953509-4
A=85,5
L=143,5
H=4,5
C=87,4
semi

-

793533-50-4

803509-50-1

83,00

-

-

793533-10-4

-

83,50

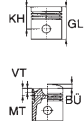
-

-



MODEL / ENGINE

YEAR

Dia.
CYL

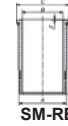
Ø x L



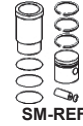
SM-REF



SM-REF.

Piston
Dia.

SM-REF.



SM-REF.

VAUXHALL DIESEL**Eng. 17 D**

Astra Mk II Belmont / Estate 1.7 D

89-91

82,50

4

2,00

793533-00-4

-

82,50

-

-

Astra Mk III 1.7 D

92

2,00

910 Cr *

Astra Mk III Estate 1.7 D

91-98

3,00

911 P

947 EX Cr

Astra Mk III Hatchback 1.7 D

Cavalier Mk III 1.7 D

88-92

793533-50-4

-

83,00

-

-

Cavalier Mk III Hatchb. 1.7 D

1699 ccm

42 kW (57 PS)

793533-10-4

-

83,50

-

-

Eng. X 17 DTL

Astra Mk III / Estate 1.7 TD

94-98

Astra Mk III Hatchb. 1.7 TD

94-98

Astra Mk IV / Estate 1.7 TD

98-00

Astra Mk IV Hatchb. 1.7 TD

Astra Van Mk III 1.7 TD

94-98

Astra Van Mk IV 1.7 TD

98-

1699 ccm

50 kW (68 PS)

Eng. A 20 DT/DTC/DTE**Eng. DTH/DTJ/DTL****Eng. DTR/FD Euro 5****Eng. Y 20 DTJ****Eng. Z 20 DTJ**

Astra GTC Mk VI 2.0 Bitu. CDTI

11-

Astra GTC Mk VI 2.0 CDTI

Astra Mk VI 2.0 Biturbo/ CDTI

Cascada Convertible 2.0 CDTI

13-

Combo Mk III 2.0 CDTI

11-

Insignia 2.0 Biturbo CDTI/4x4

12-

Insignia 2.0 / Saloon CDTI / 4x4

08-

Insignia Saloon 2.0 Biturbo CDTI

12-

Insignia Sports Tourer 2.0 Biturbo

Insignia Sports Tourer 2.0 CDTI

Zafira Mk III 2.0 CDTI

11-

1956 ccm

81-140 kW (110-190 PS)

83,00

4

1,50

793509-00-4

-

83,00

-

-

910 CCLP *

1,50

931 P

2,00

947 EX Cr *

793509-40-4

-

83,40

-

-

Eng. Z 20 DM**Eng. Z 20 DMH**

Antara 2.0 CDTI

06-

Antara 2.0 CDTI 4x4

06-

93-110 kW (126-150 PS)

83,00

4

2,00

NEW
793580-00-4

-

83,00

-

-

916 Nit S

2,00

911 P

3,00

947 EX Cr P

Eng. X 20 DTH

Astra IV 2.0 DTI

98-05

84,00

4

2,50

793567-00-4

-

84,00

-

-

Omega 2.0 DTI

98-00

1,75

910 Nit S

931 P

Vectra I 2.0 DTI

95-01

3,00

947 EX Cr P

1995 ccm

74 kW (101 PS)

Eng. X 22 DTH

Frontera II 2.2 DTI

98-04

Sintra 2.2 DTI

97-99

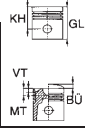
2171 ccm

85 kW (116 PS)



MODEL / ENGINE

YEAR

Dia.
CYLVT
MT

Ø x L



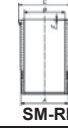
SM-REF



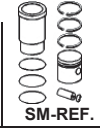
SM-REF



SM-REF.

Piston
Dia.

SM-REF.



SM-REF.

VAUXHALL DIESEL**Eng. X 20 DTL****Eng. Y 20 DTL**

Astra Mk IV 2.0 DI

Astra Mk IV Estate 2.0 DI

Astra Mk IV Hatchback 2.0 DI

Astra Van Mk IV 2.0 DI

Vectra 2.0 DI 16V

Vectra Estate 2.0 DI 16V

Vectra Hatchback 2.0 DI 16V

Zafira 2.0 DI 16V

1995 ccm

60 kW (81 PS)

98-

98-

98-

98-

96-

84,00

4

793550-00-4

-

84,00

-

-

2,00

1,75

3,00

910 IF Cr *

911 P

947 EX Cr

Eng. X 20 DTH

Astra Mk IV 2.0 DTI 16V

Astra Mk IV Estate 2.0 DTI 16V

Astra Mk IV Hatchb. 2.0 DTI

Omega 2.0 DTI 16V

Vectra 2.0 DTI 16V

Vectra Estate 2.0 DTI 16V

Vectra Hatchb. 2.0 DTI 16V

1995 ccm

74 kW (100 PS)

99-

98-00

97-

84,00

4

793552-00-4

-

84,00

-

-

2,50

1,75

3,00

914 Cr *

931 P

947 EX Cr P

Eng. M9R 630**Eng. M9R 780 / 786 Euro 4****Eng. M9R 782 / 784 / 788**

Vivaro Box 2.0 CDTI

Vivaro Combi 2.0 CDTI

Vivaro Platform / Chassis 2.0 CDTI

1995 ccm

66-84 kW (90-114 PS)

06-

06-

06-

84,00

4

793854-00-4

-

84,00

-

-

2,50

2,00

2,00

913 Cr P *

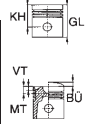
931 P

947 EX Cr *



MODEL / ENGINE

YEAR

Dia.
CYLVT
MT

Ø x L



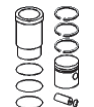
SM-REF



SM-REF.

Piston
Dia.

SM-REF.



SM-REF.

VAUXHALL DIESEL**Eng. Y 20 DTH**

Astra Mk IV 2.0 DTI 16V
Astra Mk IV Estate 2.0 DTI 16V
Astra Mk IV Hatchb. 2.0 DTI
Astra Van Mk IV 2.0 DTI
Signum 2.0 DTI
Vectra 2.0 DTI 16V
Vectra Estate 2.0 DTI 16V
Vectra Hatchb. 2.0 DTI 16V
Vectra Mk II 2.0 / GTS DTI 16V
Vectra Mk II Estate 2.0 DTI 16V
Zafira 2.0 DTI 16V
1995 ccm
74 kW (100 PS)

99-
04-
03-
97-**84,00**
41,75
1,75
3,00**793555-00-4**
910 IF Cr *
931 P
947 EX Cr

-

84,00

-

-

Eng. X 22 DTH

Frontera Mk II 2.2 DTI
Sintra 2.2 DTI

98-
97-99**Eng. Y 22 DTH**

Frontera Mk II 2.2 DTI
Omega 2.2 DTI 16V
Omega Estate 2.2 DTI 16V
2172 ccm
85-88 kW (116-120 PS)

98-
00-**Eng. Y 22 DTR**

Signum 2.2 DTI
Vectra 2.2 DTI 16V
Vectra Estate 2.2 DTI 16V
Vectra Hatchb. 2.2 DTI 16V
Vectra Mk II 2.2 / GTS DTI 16V
Vectra Mk II Estate 2.2 DTI 16V
Zafira 2.2 D
2172 ccm
92 kW (125 PS)

03-
00-
02-
03-
01-05**Eng. M9T 670/672 Eu. 5**

Movano II 2.3 CDTI 100/125

10-

Eng. M9T 676 Euro 4

Movano III 2.3 CDTI 100/125

10-

Eng. M9T 678/680

Movano II 2.3 CDTI 150

10-

Eng. M9T 686/690 Eu. 5

Movano II 2.3 CDTI 125

10-

Eng. M9T 692/694 Eu. 4

Movano II 2.3 CDTI 125/150

10-

Eng. M9T 696 Euro 4

Movano II 2.3 CDTI 125/150

10-

Eng. M9T 698 Euro 5

Movano II 2.3 CDTI 150

10-

2298 ccm

74-107 kW (101-146 PS)

85,01
447,88
-
-16,2
76
-
MØ=5032
x
652,50
2,00
2,00**793804-00-4**
913 Cr *
911 IF UP
947 Nit S**803848-00-1**
RT / KK

85,01

-

-

Eng. G9T 720 / 722 / 750

Movano Chassis / Cab

00-

Combi / Van 2.2 DTI

00-

2188 cm

66 kW (90 PS)


87,00
43,00
1,75
2,50**793849-00-4**
913 Cr *
931 P
947 EX Nit S

-

87,00

-

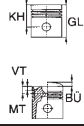
-

 MODEL / ENGINE	YEAR	 Dia. CYL	 VT MT	 $\varnothing \times L$		 SM-REF	 SM-REF.	 Piston Dia.	 SM-REF.	 SM-REF.
VAUXHALL DIESEL										
Eng. C223 Brava Pickup 2.2 D 2238 ccm 39-54 kW (53-73 PS)	91-96	88,00 4			2,00 2,00 4,00	793523-00-4 910 Cr P * 930 IF P 947 EX P	-	88,00	-	-
Eng. G9U 630 Euro 4 Vivaro Box / Flatbed Chassis 2.5 CDTI 2464 ccm 84-107 kW (114-146 PS)	06-	89,00 4			3,00 1,75 2,50	793850-00-4 913 Cr * 931 P 947 EX Nit S 793850-50-4	-	89,00 89,50	-	-
Eng. G9U 720 / 724 Eng. 730 / 750 / 754 Euro 3 Movano Chassis / Cab Combi / Van 2.5 DTI Vivaro Box / Combi / Chassis Flatbed 2.5 DTI 2463 ccm 73-99 kW (99-135 PS)	01- 04-	89,00 4			2,50 1,75 2,50	793851-00-4 910 IF Cr * 931 P 947 EX Nit S 793851-50-4	-	89,00 89,50	-	-
Eng. 23 D Carlton Mk II 2.3 D Carlton Mk II Estate 2.3 D 2260 ccm 48-52 kW (65-71 PS)	83-86	92,00 4			2,00 2,00 4,00	793527-00-4 910 Cr * 931 IF P 947 EX Cr 793527-10-4	-	92,00 93,00	-	-
Eng. 25 TDS Frontera / Sport 2.5 TDS 2499 ccm 85 kW (115 PS)	96-98	92,00 4			2,50 2,00 4,00	793536-00-4 916 Cr * 911 947 EX Cr	-	92,00	-	-
Eng. 8140.23.2585 Eng. 8140.23.3700 Eng. 8140.43.2585 Eng. 8140.43.3700 Movano 2800 ccm 84 kW (114 PS)	99-	94,40 4			3,00 2,00 3,00	792090-00-4 914 Cr P * 911 IF 947 EX Nit up to Eng. No 2572279	-	94,40	-	-
Eng. S9W 700 / 702 Movano Box 2.8 DTI Movano Combi 2.8 DTI Movano Dumptruck 2.8 DTI Movano Flatbed Chassis 2.8 DTI 2799 ccm 84 kW (114 PS)	99-01 98-01 99-01 98-01				2,50 2,00 2,50	792091-00-4 914 Cr * 911 IF 947 EX Nit S 792091-40-4	-	94,40 94,80	-	-



MODEL / ENGINE

YEAR

Dia.
CYL

Ø x L



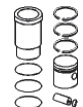
SM-REF



SM-REF.

Piston
Dia.

SM-REF.



SM-REF.

VM

Eng. HR 492 HIAlfa Romeo
2392 ccm
81 kW (110 PS)

84-87

92,00
42,50
2,00
4,00**795202-00-4**
914 Cr *
931
947 EX Cr

-

92,00

-

-

Eng. HR 492 HTAlfa Romeo
2393 ccm
67-70 kW (91-95 PS)

82-85

92,00

-

-

-

Eng. HR 92.4 S-HAlfa Romeo
2500 ccm
84-86 kW (114-117 PS)

88-

92,00

-

-

-

Eng. HR 692 H/HT
Eng. H 9 / HT 9Marinemotor
3589 ccm
121 kW (164,5 PS)

83-

92,00
6

-

-

-

Eng. HRA 192 / 292**92,00**
1 - 2

2,00

795207-00-1
910 IF Cr *

-

92,00

-

-

Eng. HRA 392 / 492**92,00**
2 - 42,00
4,00931
947 EX Cr

-

-

-

Eng. HR 94Industrial engine
1388 ccm**94,00**
2

3,00

795203-00-1
914 Cr *

-

94,00

-

-

Eng. HR 94Industrial engine
2082 ccm**94,00**
3

2,00

931

-

-

-

Eng. HR 94Industrial engine
2776 ccm**94,00**
4

4,00

947 EX Cr

-

-

-

Eng. HR 94Industrial engine
4164 ccm
23-100 kW (31,5-136 PS)**94,00**
6

-

-

-

Eng. 10/22/35/50 DA/SL**95,00**
1-4

2,50

795208-00-1
910 IF Cr

-

95,00

-

-

Eng. 951 / 52 / 54 / 56SU**95,00**
1-62,50
5,00911 IF
947 EX

-

-

-

Eng. 195 / 295 / 395 SV**95,00**
1-3

-

-

-











Eng. 198 / 298 / 398 SV**98,00**
1-32,50
2,50
2,50
5,00**795209-00-1**
910 IF Cr
911 IW
930
947 EX Cr

-

98,00

-

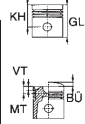
-

 MODEL / ENGINE	YEAR	 Dia. CYL	 VT MT	 Ø x L		 SM-REF	 SM-REF.	 Piston Dia.	 SM-REF.	 SM-REF.
VM Eng. 110 / 210 SL Eng. 310 / 410 SL		100,00 1-4			2,50 2,50 2,50 5,00	795206-00-1 910 Cr * 911 P 930 P 947 EX P	-	100,00	-	-
Eng. 1051 / 52 SU/SUN Eng. 1053 / 54 SU/SUN Eng. 1055 / 56 SU/SUN		105,00 1-6			3,00 2,50 2,50 5,00	795204-00-1 914 Cr * 911 930 P 947 EX Cr	-	105,00	-	-
Eng. SUN.M 1992-5976 ccm		105,00 2-6			3,00 2,50 4,00	795205-00-1 916 Cr P * 911 947 EX Cr	-	105,00	-	-
Eng. 112 DAN / 113 DAN Eng. 114 DAN / 116 DAN		110,00 2-4 6			3,00 2,50 2,50 5,00	795213-00-1 914 Cr P * 911 P 930 P 947 EX P	-	110,00	-	-
VOLKSWAGEN Lupo 1.0 Polo 50 Eng. AER / ALL 999 ccm 37 kW (50 PS)	98-00 97-99	67,10 4			1,00 1,20 2,00	795079-00-4 910 Nit S 911 P 3PC Nit	-	67,10	-	-
Sirocco Golf Polo / Derby Jetta / Industriemotor Eng. 801 / FJ / GG / HB / HD 1093 ccm 37-38 kW (50-52 PS)	74-79 74-84 75-83 79-84	69,50 4			1,75 2,00 4,00	795034-00-4 910 IF Cr * 931 P 946 EX P 795034-50-4	-	69,50 70,00	-	-
Polo / Derby Eng. HA 895 ccm 29,5 kW (40 PS)	75-81									
Bettle 1.2 TSI Caddy III 1.2 TSI Golf IV 1.2 TSI Golf Plus 1.2 TSI Golf IV Cabrio Jetta 1.2 TSI Polo 1.2 TSI Touran 1.2 TSI Eng. CBZA / CBZB 1197 ccm 63-77 kW (86-105 PS) up to 14.05.2012	11- 10- 09- 10- 11- 11- 09- 10-	71,00 4			1,00 1,20 2,00	795011-00-4 910 Nit S 931 P 3PC Nit	-	71,00	-	-



MODEL / ENGINE

YEAR

Dia.
CYL $\varnothing \times L$ 

SM-REF



SM-REF.

Piston
Dia.

SM-REF.



SM-REF.

VOLKSWAGEN

Beetle 1.2 TSI
Caddy Maxi 1.2 TSI
Caddy 1.2 TSI
Golf Plus 1.2 TSI
Golf 1.2 TSI
Jetta 1.2 TDI
Polo 1.2 TSI
Touran 1.2 TSI 16V
 Eng. CBZA / CBZB Euro 5
 1198 ccm
 63-77 kW (85-105 PS)

11-
10-
10-
09-12
09-12
10-
09-
10-

71,00
4

1,20
1,20
2,00

795012-00-4
910 Nit S
911 Cr P
3PC Nit

-

71,00

-

-

from 14.05.2012

Golf
Vento
 Eng. ABD
 1391 ccm
 44 kW (60 PS)

91-95
92-95

75,01
4
34,52
-
-1,65
-15,2
52,02

17
x
48
1,50
1,50
2,50

795001-00-4
910 IF Cr S
911 P
3PC Cr

805022-00-1

75,01

-

-

Passat
Santana CX
 Eng. EP / EU
 1297 ccm
 44 kW (60 PS)

80-86

75,00
4

1,50
1,75
3,00

795040-00-4
910 IF Cr P
931 P
3PC Cr

-

75,00

-

-

Derby / Golf / Jetta
Passat / Polo / Santana
 Eng. FY / FZ / GF / GS / GT
 Eng. HH / HJ
 1272 ccm
 40-44 kW (55-60 PS)

78-84

75,01
4

1,75
2,00
4,00

795002-00-4
910 IF Cr S
931 P
3PC Cr

-

75,01

-

-

Polo / Derby
Polo
 Eng. GL / HZ
 1043/1053 ccm
 29-33 kW (40-45 PS)

81-86
85-90

75,01
4

1,75
2,00
3,00

795035-00-4
910 IF Cr S
931 P
3PC Cr

-

75,01

-

-

Golf II 1.3
Jetta 1.3
Polo 1.3
Scirocco / Derby 1.3
Golf II / Jetta / Polo 1.3
 Eng. MH / NU Kat / NZ
 Eng. HK / HW / 2G / AAV
 1272 ccm
 37-40 kW (50-55 PS)

89-92
83-92
83-94
83-84
85-92

75,01
4
42,87
-1,7
-1,9
-16,1
69,87
42,62
-1,7
-1,9
-16,1
69,62

20
x
54
1,75
2,00
3,00

795035-00-4
910 IF Cr S
931 P
3PC Cr

805023-00-1

75,01

-

-

795035-50-4
795035-10-4

805023-50-1

75,51

-

-

76,01

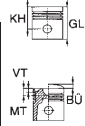
-

-



MODEL / ENGINE

YEAR

Dia.
CYLVT
MT

Ø x L



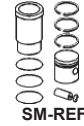
SM-REF



SM-REF.

Piston
Dia.

SM-REF.



SM-REF.

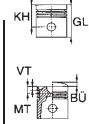
VOLKSWAGEN

Beetle / Cabriolet 1.4 TSI	11-	76,51	28,97	19		795003-00-4	805055-00-1	76,51	-	-
Eos 1.4 TSI	08-15	4	-	x	1,20	910 IF Nit S	^{*NEW*}			
Golf Plus 1.4 TSI	08-13		-4,21/-1,45	54	1,50	931 P	RT			
Golf V 1.4 TSI	05-09		-		2,00	3PC Cr				
Golf V Variant 1.4 TSI	08-09		49,97							
Golf VI 1.4 TSI	08-12		-			795003-50-4	^{*NEW*}			
Golf VI Cabriolet 1.4 TSI	11-		-							
Golf VI Variant 1.4 TSI	09-13		-							
Jetta III 1.4 TSI	06-10		-							
Jetta IV 1.4 TSI	11-14		-							
Passat / Variant 1.4 TSI	12-14		-							
Scirocco 1.4 TSI	08-		-							
Sharan 1.4 TSI	10-		-							
Tiguan 1.4 TSI	08-		-							
Tiguan 1.4 TSI 4motion	07-		-							
Touran 1.4 FSI / TSI	06-10		-							
Touran 1.4 TSI	10-15		-							
Eng. BLG / BMY / BWK / CAVA										
Eng. CAVB / CAVC / CAVD										
Eng. CAVE / CNWA / CTHA / CTHB										
Eng. CTHC / CTHD / CTHE / CTKA										
1390 ccm										
103-132 kW (140-180 PS)										
Golf Mk III 1.6	92-97	76,51	32	17		795004-00-4	805002-00-1	76,51	-	-
Golf Mk III Estate 1.6	93-97	4	-	x	1,50	910 IF Cr S				
Vento 1.6	92-98		-	52	1,50	931 P				
Eng. AEA / ABU / AHS / AEE			-8,7		2,50	3PC Cr				
1598 ccm			54							
55 kW (75 PS)						795004-50-4	805002-50-1	77,01	-	-
Golf / Polo / Vento	95-	76,51	28,35	17		795077-00-4	805005-00-1	76,51	-	-
Caddy	95-	4	-	x	1,20	910 IF Nit S				
Eng. AEX			-	52	1,50	931 P				
1389 ccm			-5,95		2,50	3PC Cr				
44 kW (60 PS)			50,35			795077-50-4	805005-50-1	77,01	-	-
Golf / Polo / Vento	95-	76,51	30,85	17		795077-00-4	805006-00-1	76,51	-	-
Eng. AEE		4	-	x	1,20	910 IF Nit S				
1598 ccm			-	52	1,50	931 P				
55 kW (75 PS)			-7,8		2,50	3PC Cr				
			52,85			795077-50-4	805006-50-1	77,01	-	-
Bora / Lupo 1.4i 16V	98-05	76,51	28,92	17		795077-00-4	805033-00-1	76,51	-	-
Caddy 1.4i 16V	00-03	4	-	x	1,20	910 Nit IF S	^{*NEW*}			
Golf 1.4i 16V	97-06		-2,2/-2,7	52	1,50	931 P				
Golf Plus 1.4i 16V	05-06		-2		2,50	3PC Cr				
Jetta 1.4i 16V	00-01		58,5							
Polo 1.4i 16V	96-05		-			795077-50-4	805033-50-1	77,01	-	-
Polo Classic 1.4i 16V	99-01		MØ=62				^{*NEW*}			
Polo Sedan 1.4 FSI 16V	01-09		-							
Eng. AFH / AFK / AHW / AKQ										
Eng. ANM / APE / AQQ / AUA										
Eng. AUB / AXP / BBY / BBZ										
1390 ccm										
55-74 kW (75-101 PS)										



MODEL / ENGINE

YEAR

Dia.
CYLVT
MT

Ø x L



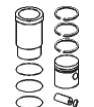
SM-REF



SM-REF.

Piston
Dia.

SM-REF.











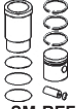
SM-REF.

VOLKSWAGEN

Polo 1.2i Fox 1.2i Eng. AWY / BMD 1198 ccm 40 kW (54 PS)	02-07 05-	76,51 3	28,7 - -7,35 49,7 -	17 x 46	1,20 1,50 2,50	795077-00-3 910 IF Nit S 931 P 3PC Cr 795077-50-3	805036-00-1 805036-50-1	76,51 77,01	- -	- -
Polo 1.2 Eng. AZQ / BME 1198 ccm 47 kW (64 PS)	01-07	76,51 3	29,27 - -1,25/-2,8 -4,11 49,27 - MØ=62,5 -	17 x 46	1,20 1,50 2,50	795077-00-3 910 IF Nit S 931 P 3PC Cr 795077-50-3	805043-00-1 805043-50-1	76,51 77,01	- -	- -
Eos 1.4 FSI 16V Eos 1.4 TSI 16V Golf 1.4 FSI 16V Golf 1.4 TSI 16V Jetta 1.4 TSI 16V Passat 1.4 TSI 16V Scirocco 1.4 TSI 16V Tiguan 1.4 TSI 16V Eng. CAXA 1390 ccm 90 kW (122 PS)	07-08 10-13 07-08 07- 08- 07- 08- 10-	76,51 4	28,7 - - -7,35 49,7 - - -	17 x 46	1,20 1,20 2,00	795096-00-4 910 IF Nit S 931 P 3PC Cr P 795096-50-4	805037-00-1 805037-50-1	76,51 77,01	- -	- -
Bora 1.4i 16V Caddy 1.4i 16V Golf 1.4i 16V Golf Plus 1.4i 16V Golf V 1.4i 16V New Beetle 1.4i 16V Polo Sedan 1.4 FSI 16V Polo 1.4i 16V Eng. BCA / BKY 1390 ccm 55 kW (75 PS)	01-05 04-06 01-06 05-06 05-06 01- 04-07 01-05	76,51 4	28,92 - - -2,3 47,92 - MØ=62,3 -	17 x 46	1,20 1,20 2,00	795096-00-4 910 IF Nit S 931 P 3PC Cr P 795096-50-4	805038-00-1 805038-50-1	76,51 77,01	- -	- -
California T4 Eng. AAC 1998 ccm 62 kW (84 PS)	90-92 -90	81,01 4	37,8 - -0,7 -17,35 58,3 MØ=38	22 x 60	1,75 2,00 3,00	795049-00-1 910 IF Cr* 931 P 3PC Cr 795049-50-1	805030-00-1 for Cyl. 1 + 2 RT	81,01 81,51	- -	- -
California / T4 Eng. AAF 2459 ccm 81 kW (110 PS)	90-93	81,01 5	-			795049-00-1	805031-00-1 for Cyl. 3 + 4 RT	81,01	-	-
California / T4 2459 ccm 81 kW (110 PS)	93-96					795049-50-1	-	81,51	-	-



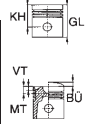
MODEL / ENGINE

	YEAR	 Dia. CYL	 VT MT	 Ø x L		 SM-REF	 SM-REF.	 Piston Dia.	 SM-REF.	 SM-REF.
VOLKSWAGEN										
Golf II	84-90	81,01	32,2	20		795036-00-4	805080-00-1	81,01	-	-
Golf III	-91	4	1,3	x	1,50	910 IF Cr S				
Jetta	84-91		-	57	1,75	931 P				
Passat	82-90		-4,4		3,00	947 EX Cr				
Santana	82-88		62,5							
Vento	92-									
Eng. GU / GX / HV			31,9			795036-50-4	805080-50-1	81,51	-	-
1781 ccm			1,3							
66 kW (90 PS)			-							
			-4,4							
			62,2							
Golf II	83-93	81,01	32,2			795037-00-4	805081-00-1	81,01	-	-
Scirocco	83-92	4	1,3		1,50	910 IF Cr S				
Eng. EX			-		1,75	931 P				
1781 ccm			-8,1		3,00	3PC Cr				
66 kW (90 PS)			62,5							
			MØ=57							
			MV=3,0							
			31,9			795037-50-4	805081-50-1	81,51	-	-
			1,3							
			-							
			-8,1							
			62,2							
			MØ=57							
			MV=3,0							
Golf II 1.6 / Jetta 1.6	91-92	81,01	35,6	20		795037-00-4	805082-00-1	81,01	-	-
Passat 1.6	91-92	4	-	x	1,50	910 IF Cr S				
Eng. ABN / EW / EZ / EZA			-	57	1,75	931 P				
Caddy 1.6 / Polo 1.6	94-97		-2,3		3,00	3PC Cr				
Passat 1.6	88-90		66,8							
Eng. 1F			MV=3,00							
Passat 1.6	83-88		35,3			795037-50-4	805082-50-1	81,51	-	-
Santana 1.6	83-84		-							
Eng. DT			-							
Golf II 1.6 / Jetta 1.6	85-92		-							
Eng. PN / RE			-2,3							
1595 ccm			66,5							
51-55 kW (70-75)			MV=3,00							
Passat 2.0	83-88	81,00				795036-00-4	-	81,00	-	-
Santana 2.0	83-84	5			1,50	910 IF Cr S				
Eng. JS / HP					1,75	931 P				
1994 ccm					3,00	947 EX Cr				
75-85 kW (102-115 PS)						795036-50-4	-	81,50	-	-
Polo / Golf	95-	81,00				795075-00-4	-	81,00	-	-
Vento / Passat	94-	4			1,20	910 IF Nit S				
Eng. AEK / AFT / AHL					1,50	931 P				
1595 ccm					2,00	3PC Nit				
74 kW (101 PS)						795075-50-4	-	81,50	-	-



MODEL / ENGINE

YEAR

Dia.
CYLVT
MT

Ø x L



SM-REF



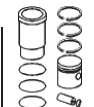
SM-REF



SM-REF.

Piston
Dia.

SM-REF.



SM-REF.

VOLKSWAGEN

Passat / Golf
Sharan 1.8 Turbo
Passat / Golf 1.8
 Eng. AEB / AGU / ADR / AGN
 1781 ccm
 92-110 kW (125-150 PS)

96-
96-
96-81,00
41,50
1,75
2,00

795074-00-4
 910 IF Cr S
 931 P
 3PC Nit

-

81,00

-

-

795074-50-4

-

81,50

-

-

T4 / T4 Syncro
 Eng. AAC
 1998 ccm
 62 kW (84 PS)

90-93

81,00
41,75
2,00
3,00

795080-00-4
 910 IF Cr *
 931 P
 947 EX Cr

-

81,00

-

-

T4 2.5i
 Eng. AAF / AEU
 2461 ccm
 81 kW (110 PS)

90-03

81,50

795080-50-4

-

81,50

-

-

California 2.8i VR6
Corrado 2.8i (USA)
EuroVan 2.8i
Gol 2.8i VR6
Golf III 2.8i VR6
Golf IV 2.8i VR6 24V
Jetta 2.8i VR6 / 24 V
Passat 2.8i VR6
Sharan 2.8i VR6
 Eng. AAA / AES / AFP / AMY
 2792 ccm
 103-130 kW (140-177 PS)

Bora 2.3 20V
Golf III 2.3i 20V
 Eng. AGZ
 2324 ccm
 110 kW (150 PS)

96-00
91-95
96-00
00-01
92-
00-01
98-
91-96
95-0081,00
4
32,7
-
-
-1,5
53,720
x
591,50
1,75
2,00

795074-00-4
 910 IF Cr S
 931 P
 3PC Nit

805019-00-1
 AK

81,00

-

-

795074-50-4**805019-50-1**

81,50

-

-

795069-00-4
 910 IF Cr S
 931 P
 947 Cr*

NEW

-

81,00

-

-

Bora 1.6 i
Caddy 1.6
Caddy Maxi 1.6 i
Golf 1.6 i
Golf 1.6 SRE
Golf Plus 1.6 SRE
Jetta 1.6 i
New Beetle 1.6 i
Passat 1.6 i
Touran 1.6 i
 Eng. ALZ / ANA / AVU / AYD / BFQ
 Eng. BFS / BGU / BSE / BSF / CCSA
 1598 ccm
 74-75 kW (101-102 PS)

00-05
04-10
07-10
00-08
08-12
07-08
05-10
00-10
97-10
03-1081,00
41,00
1,20
2,00

795085-00-4
 910 Nit S
 931 P
 3PC Nit

-

81,00

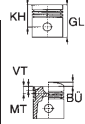
-

-

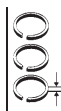


MODEL / ENGINE

YEAR

Dia.
CYLVT
MT

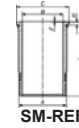
Ø x L



SM-REF



SM-REF.

Piston
Dia.

SM-REF.



SM-REF.

VOLKSWAGEN**Passat / Santana**Eng. JS
1994 ccm
85 kW (116 PS)

84-88

81,00
51,50
1,75
3,00**795038-00-5**
910 IF Cr S
931 Fe
947 EX Cr

-

81,00

-

-

**Passat Syncro
Quantum (USA)**Eng. JT / KX / KV
2226 ccm
73,5-100 kW (100-136 PS)85-88
83-1,50
1,75
3,00**795039-00-5**
910 IF Cr S
931 Fe
3PC Cr

-

81,00

-

-

Golf / Vento / PassatEng. KV / AGZ / VR5/6 / AAA
2324 / 2792 ccm
100-132 kW (136-180 PS)

91-

81,00
V5
V6**T4 / T4 Syncro**Eng. AAF / ACU
2459 ccm
81 kW (110 PS)

94-

81,01
51,75
2,00
3,00**795081-00-5**
910 IF Cr *
931 P
947 EX Cr

-

81,01

-

-

Corrado**Golf III****Golf IV**Eng. ABV
2876 ccm
135/140 kW (184/190 PS)

91-95

94-96

97

82,00
V61,50
1,75
3,00**795051-00-6**
910 IF Cr S
931 P
947 EX CR

-

82,00

-

-

795051-50-6

-

82,50

-

-

795051-10-6

-

83,00

-

-

Passat**Corrado****Golf / Vento****Golf III / Vento 16V****Sharan**Eng. 9A / 2E / ADY / ABA / ABF
Eng. AGG / ADY
1984 ccm
85-110 kW (116-150 PS)

88-95

91-95

91-96

92-

96-

82,50
41,20
1,50
2,00**795052-00-2**
910 IF Nit S
911 IF P
3PC Nit

-

82,50

-

-

Passat SyncroEng. ALG
2771 ccm
142 kW (193 PS)

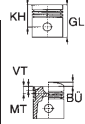
97-

82,50
V6



MODEL / ENGINE

YEAR

Dia.
CYL

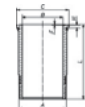
Ø x L



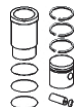
SM-REF



SM-REF.

Piston
Dia.

SM-REF.



SM-REF.

VOLKSWAGEN

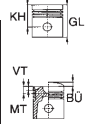
Beetle 2.0 TSI	11-	82,51	29,6	21		795057-00-2	^{*NEW*} 805057-00-1	82,51	-	-
Beetle Cabriolet 2.0 TSI	11-	4	-	x	1,20	910 IF Nit S				
Bora 2.0 TSI 16V	08-09		-3,00/-3,00	56	1,50	911 IF P	RT			
CC 2.0 TSI	11-		-6,2	T	2,00	947 EX Cr *				
Eos 2.0 TFSI	06-15		50,1			^{*NEW*}	^{*NEW*}			
Golf V 2.0 GTI	04-09		-			795057-25-2	805057-25-1	82,76	-	-
Golf V Variant 2.0	07-09		MØ=50			^{*NEW*}	^{*NEW*}			
Golf VI 2.0 GTI	09-13		-			795057-50-2	805057-50-1	83,01	-	-
Golf VI Cabriolet 2.0 GTI	11-									
Jetta III 2.0 TFSI	05-10									
Jetta IV 2.0 TSI	10-									
Jetta IV 2.0 Total Flex	10-									
Passat 2.0 FSI	05-10									
Passat 2.0 TSI	10-14									
Passat Alltr. 2.0TSI 4motion	12-14									
Passat CC 2.0 TSI	05-12									
Passat Variant 2.0 FSI	05-10									
Passat Variant 2.0 TSI	10-14									
Scirocco 2.0 TSI	08-09									
Scirocco 2.0 TSI	09-									
Sharan 2.0 TSI	10-									
Tiguan 2.0 FSI 16V	07-11									
Tiguan 2.0 TFSI	07-									
Tiguan 2.0 TFSI 4motion	07-									
Vento 2.0 TSI 16V	06-									
Eng. CAWB / CBFA / CBL / CCTA										
Eng. CCTB / CCZA / CCZB CCZC										
1984 ccm										
125-155 kW (170-211 PS)										

Passat 1.8 TSI	07-10	82,51	28,97	21		795057-00-2	^{*NEW*} 805060-00-1	82,51	-	-
Passat CC 1.8 TSI	08-12	4	-	x	1,20	910 IF Nit S				
Passat Variant 1.8 TSI	07-11		-4,21/-1,45	53	1,50	911 IF P	RT			
Eng. BZB / CGYA			-	T	2,00	947 EX Cr *				
1798 ccm			49,97			^{*NEW*}	^{*NEW*}			
118 kW (160 PS)			-			795057-25-2	805060-25-1	82,76	-	-
			-			^{*NEW*}	^{*NEW*}			
CC 1.8 TSI	11-13		-			795057-50-2	805060-50-1	83,01	-	-
Tiguan 1.8 T 16V	09-									
Eng. CEA / CEAA										
1800 ccm										
118 kW (160 PS)										

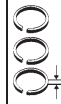


MODEL / ENGINE

YEAR

Dia.
CYLVT
MT

Ø x L



SM-REF



SM-REF.

Piston
Dia.

SM-REF.



SM-REF.

VOLKSWAGEN**Beetle / Cabriolet 2.0 TSI**

11-

82,51

-

23

x

1,20

795059-00-4**805058-00-1**

82,51

-

-

Bora 2.0 TSI 16V

08-09

4

-

x

1,20

910 IF Nit S

805058-00-1

82,51

-

-

CC 2.0 TSI

11-

-

-3,70/-3,70

53

1,20

911 P

RT

Eos 2.0 TFSI

06-15

-

-6,2

T

2,00

947 EX Cr *

Eos 2.0 TSI

09-15

-

DLC

NEW

NEW

Golf V 2.0 GTI

04-09

-

DLC

x

1,20

795059-25-4**805058-25-1**

82,76

-

-

Golf V Variant 2.0

07-09

-

MØ=50

Golf VI 2.0 GTI

09-13

-

NEW

NEW

Golf VI Cabriolet 2.0 GTI

11-

-

1,00

795059-50-4**805058-50-1**

83,01

-

-

Golf VI Variant 2.0 TSI

09-13

Jetta III 2.0 TFSI

05-10

Jetta IV 2.0 TSI

10-

Jetta IV 2.0 Total Flex

10-

Multivan V 2.0 TSI / 4motion

11-

Multivan VI 2.0 TSI

15-

Passat 2.0 FSI

05-10

Passat TSI

10-14

Passat Alltrack 2.0 TSI

12-14

Passat CC 2.0 TSI

08-12

Passat Variant 2.0 FSI

05-10

Passat Variant 2.0 TSI

10-14

Scirocco 2.0 TSI

08-09

Scirocco 2.0 TSI

09-

Sharan 2.0 TSI

10-

Tiguan 2.0 FSI 16V

07-11

Tiguan 2.0 TFSI

07-

Transport V Bus / Kasten

11-

2.0 TSI / 4motion**Transport VI Bus /Kasten**

15-

2.0 TSI / 4motion**Vento 2.0 TSI 16V**

06-

Eng. CAWA / CAWB / CBFA / CCTA

Eng. CCZA / CCZB / CCZC / CCZD

Eng. CJK A / CJK B

1984 ccm

110-155 kW (150-211 PS)

CC 1.8 TSI

11-

82,51

29,8

23

x

1,20

795059-00-4**805059-00-1**

82,51

-

-

Golf VI 1.8 TSI

09-11

4

-

x

1,20

910 IF Nit S

805059-00-1

82,51

-

-

Passat 1.8 TSI

10-14

-

-2,15/-2,15

51

1,20

911 P

RT

Passat 1.8 TSI

07-10

-

T

2,00

947 EX Cr *

Passat Alltrack 1.8 TSI

12-14

55,98

DLC

NEW

NEW

Passat CC 1.8 TSI

08-12

-

1,00

795059-25-4**805059-25-1**

82,76

-

-

Passat Variant 1.8 TSI

10-14

-

Passat Variant 1.8 TSI

07-11

-

NEW

NEW

Sharan 1.8 TSI

11-

-

1,00

795059-50-4**805059-50-1**

83,01

-

-

Eng. CDAA / CDAB

1798 ccm

112-118 kW (152-160 PS)

Golf 1.8 TSI 16V

09-11

82,50

-

1,00

795067-00-4

-

82,50

-

-

Passat 1.8 FSI 16V

08-10

4

1,20

910 IF Nit S

Passat 1.8 TSI 16V

10-

1,20

931

Passat CC 1.8 TSI

09-12

-

1,50

947 EX Nit

Sharan 1.8 TFSI

12-

Eng. CDAA

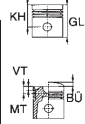
1798 ccm

118 kW (160 PS)



MODEL / ENGINE

YEAR

Dia.
CYLVT
MT

Ø x L



SM-REF.



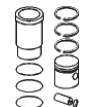
SM-REF.



SM-REF.

Piston
Dia.

SM-REF.



SM-REF.

VOLKSWAGEN**Phaeton****Touareg****Multivan V****Transporter V****Golf IV / R32****Eos****Golf V / R32**

Eng. AXJ / AYT / BKL / BRK

Eng. AZZ / BAA / BKJ / BMV

Eng. BMX / BDL / BKK / CFLA

Eng. BFH / BML / BPF / BUB

Eng. CBR / CBRA

3189 ccm

162-184 kW (220-250 PS)

02-

02-06

03-

03-

02-05

06-

05-

84,00

V6

1,20

1,50

2,00

795094-00-6

910 IF Nit S

931 P

3PC Cr

-

84,00

-

-

Touareg 4.2 V8**Phaeton 4.2 V8 4motion**

Eng. AXQ / BGH / BGJ / BHX

4172 ccm

228-246 kW (310-335 PS)

03-

84,50

V8

1,20

1,50

3,00

795095-00-4

910 IF Nit S

931 P

947 Nit S

-

84,50

-

-

LT 28 / 31 / 35 / 40

Eng. CH

1984 ccm

55-92 kW (75-125 PS)

75-82

86,50

4

2,00

2,50

5,00

795027-00-4

910 Cr *

931 P

947 EX

-

86,50

-

-

T2

Eng. AP

1795 ccm

50 kW (68 PS)

73-75

93,00

4

2,00

2,00

4,00

795031-00-4

911 P

930 P

947 EX Cr

-

93,00

-

-

412 / 914 (VW-Porsche)**(USA)**

Eng. AT

1795 ccm

55 kW (75 PS)

73-74

84,00**795031-10-4**

-

84,00

-

-



MODEL / ENGINE

YEAR	Dia. CYL	KH VT MT	Ø x L		SM-REF	SM-REF.	Piston Dia.	SM-REF.	SM-REF.
VOLKSWAGEN DIESEL									
Eng. MN Polo 1272 ccm 33 kW (45 PS)	75,00 4				795044-00-4 910 IF Cr S 911 P 946 EX P	-	75,00	-	-
Eng. 1W Polo 1398 ccm 35 kW (48 PS)									
Eng. CR / CS / JK Eng. ME / JP Golf / Jetta Passat T2 Santana Caddy 1588 ccm 37-40 kW (50-54 PS)	76,51 4	41,7 - -1,6 71,7	24 x 64	1,75 2,00 3,00	795018-00-4 910 Cr * 911 IF U 947 EX Cr 795018-50-4 795018-10-4	805010-00-1 RT 805010-50-1 805010-10-1	76,51 77,01 77,51	955010-4 A=79,5 L=145 H=4,7 C=81,5 semi	- - -
Eng. CP / DW LT 31D / 33 / 35 / 40 / 45 2387 ccm 55-57 kW (75-78 PS)	76,51 6	41,45 - -1,6 71,7			795018-50-4 795018-10-4	805012-50-1 805012-10-1 RT	77,01 77,51	- -	- -
	76,51 1			1,75 2,00 3,00	795032-00-1 910 Cr * 911 IF U 947 EX Cr 795032-50-1 795032-10-1	- -	76,51 77,01 77,51	- -	- -
Eng. 1V / CY / MF / JR Eng. JX / RA / SB Golf / Jetta / Passat Santana 1588 ccm 44-59 kW (60-80 PS)	76,51 4	41,7 - -1,6 71,7	24 x 64	1,75 2,00 3,00	795018-00-4 910 Cr * 911 IF U 947 EX Cr	805076-00-1 RT / HA / AK	76,51	955010-4 A=79,5 L=145 H=4,7 C=81,5 semi	-
Eng. DV LT 45 / 50 / 55 2384 ccm 75 kW (102 PS)	76,51 6	41,45 - -1,6 71,7			795018-50-4 795018-10-4	805077-50-1 805077-10-1 RT / HA / AK	77,01 77,51	- -	- -
		41,7 - -1,6 71,7			795018-50-4 795018-10-4	805076-50-1 805076-10-1 RT / HA / AK	77,01 77,51	- -	- -



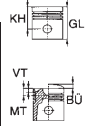
MODEL / ENGINE

YEAR	Dia. CYL	KH VT MT	GL BU	Ø x L		SM-REF	SM-REF.	Piston Dia.	SM-REF.	SM-REF.
VOLKSWAGEN DIESEL										
Eng. CK										
Passat	78-80	76,51 4	44,9 -	22 x	1,75	795018-00-4 910 Cr *	805070-00-1	76,51	955070-4	-
Industrial engine			-	65	2,00	911 IF U	RT		A=79,5	
Golf / Passat	76-80		-1,8		3,00	947 EX Cr			L=145	
1470 ccm			76,9					77,01	H=4,7	
37 kW (50 PS)						795018-50-4	805070-50-1		C=81,5	-
						795018-10-4	805070-10-1	77,51	semi	-
										-
Eng. 1V / RA / SB										
Golf / Jetta	89-92	76,51 4			1,75	795060-00-2 910 Cr *	-	76,51	-	-
Passat	88-93				2,00	911 IF U Cr				
1588 ccm					3,00	947 EX Cr				
44-59 kW (60-80 PS)						795060-50-2	-	77,01	-	-
Eng. CY / MF / JR / JX										
Golf / Jetta / Passat	81-91									
Santana					1,75	795084-00-1 910 Cr *	-	76,51	-	-
245 / 247 / 251 / 253 / 255					2,00	911 IF U Cr				
Rabbit (USA)					3,00	947 EX Cr				
Typ 2	84-92					795084-50-1	-	77,01	-	-
1588 ccm										
51 kW (70 PS)										
Eng. DV										
LT 28 / 31 / 35 / 40 / 45 / 50 / 55	82-91	76,51 6								
Eng. ACL										
LT 35	92-									
2384 ccm										
75 kW (102 PS)										
Eng. AKN										
Passat 2.5 TDI	99-03	78,30 6			1,75	795086-00-6 910 Cr S	-	78,30	-	-
2496 ccm					2,00	911 IF U P				
110 kW (150 PS)					3,00	947 EX Cr				
Eng. AEF / AGD / AGP										
94-	79,50 4				1,75	795078-00-1 910 Cr S	-	79,50	-	-
Eng. AGR / AHG / AJM										
Eng. ANU / ARL / ASV										
Eng. ASX / ASY / ASZ										
Eng. ATD / ATJ / AUY										
Eng. AVB / AVF / AWX										
Eng. AVQ / AXB / AXC										
Eng. AXR / AYQ / BJB										
Eng. BKC / BLT / BRR										
Eng. BRS / BRU										
Golf / Caddy / Polo / Passat										
Bora / Sharan / Passat										
New Beetle / Transporter										
Multivan										
1896 ccm										
47-110 kW (64-150 PS)										



MODEL / ENGINE

YEAR

Dia.
CYLVT
MT

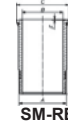
Ø x L



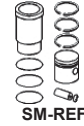
SM-REF



SM-REF.

Piston
Dia.

SM-REF.



SM-REF.

**VOLKSWAGEN
DIESEL****Eng. AMF / ATL / BAY**Lupo / Polo 1.4
1422 ccm
55 kW (75 PS)

99-

79,50
31,75
2,00
3,00**795048-00-1**
910 Cr S
911 IF U
947 EX Cr

-

79,50

-

-

**Eng. 1X / 1Y / 1Z / AAZ
ABL / AEY / AFN / AHF
AHU / AHH / ALE / ALH
AQM**Golf / Passat / Polo / Vento
Sharan /T4 /Bora /Jetta /Beetle
1896 ccm
44-81 kW (60-110 PS)

90-

79,50
4**795048-50-1**

795048-10-1

-

-

80,00

80,50

-

-

-

-

**Eng. AEF / AGD / AGP
AGR / AGH / AJM / ANU
ARL / ASV / ASX / ASY
ASZ / ATD / ATJ / AUJ
AVB / AVF / AWX / AVQ
AXB / AXC / AXR / AYQ
BJB / BKC / BLT / BRR
BRS / BRU**Golf / Polo / Caddy / Sharan
Bora / Passat / Polo / Touran
New Beetle/Transporter /Multiv.
1896 ccm
47-110 kW (64-150 PS)

97-

79,50
5**Eng. AKU**Lupo / Polo
1716 ccm
44 kW (60 PS)

98-

Eng. AJAT4 / California
2370 ccm
55 kW (75 PS)

97-03

Eng. KYT2
1715 ccm
42 kW (57 PS)

86-92

79,51
441,7
-
-1,6
71,724
x
641,75
2,00
3,00**795045-00-4**
910 Cr S
911 IF U
947 EX Cr**795045-50-4**
795045-10-4**805007-00-1**

RT**805007-50-1**
805007-10-1

79,51

80,01

80,51

-

-

-

-

-

-

Eng. AAZGolf / Vento
Passat

91-

79,51
445,65
-
-1,9
71,726
x
661,75
2,00
3,00**795045-00-4**
910 Cr S
911 IF U
947 EX Cr**795045-50-4**
795045-10-4**805008-00-1**

RT / HA / AK**805008-50-1**
805008-10-1

79,51

80,01

80,51

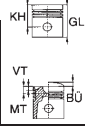
955008-4
A=82,5
L=152
H=4,7
C=88,5
semi

-



MODEL / ENGINE

YEAR

Dia.
CYL $\varnothing \times L$ 

SM-REF



SM-REF.

Piston
Dia.

SM-REF.



SM-REF.

**VOLKSWAGEN
DIESEL****Eng. 1X**

Passat

T4

Eng. 1Y / AEF

Golf / Vento

Passat

Caddy

Polo

1896 ccm

44-50 kW (60-68 PS)

Eng. AAB

T4

T4-Syncro

2370 ccm

57 kW (78 PS)

89-
90-
91-
89-93
95-
94-96**79,51**
439,65
-
-
65,6524
x
631,75
2,00
3,00**795045-00-4**
910 Cr S
911 IF U
947 EX Cr**805009-00-1**
RT / AK

79,51

955008-4
A=82,5
L=152
H=4,7
C=88,5
semi

-

91-
89-93
94-96**79,51**
539,4
-
-
65,65

26

1,75
2,00
3,00**795045-50-4**
795045-10-4**805009-50-1**
805009-10-180,01
80,51-
-

-

Eng. 1Z / AVG

Passat / Golf III

Caddy / Sharan

Vento

Eng. AFN / AHH / AHU

Passat / Golf III / IV

Polo / Sharan

Vento

Eng. AGR / AHF**Eng. ALE / ALH**

Golf IV

Polo

Bora

1896 ccm

66/81 kW (90/110 PS)

93-96
95-97
93-96**79,51**
445,8
-
-1,1
-17,65
71,826
x
66
NB1,75
2,00
3,00**795045-00-4**
910 Cr S
911 IF U
947 EX Cr**805013-00-1**
for Cyl. 1 & 2
RT / AK

79,51

-

-

96-00
96-99
96-97**79,51**

71,8

26

1,75
2,00
3,00**795045-50-4**
795045-10-4**805013-50-1**
for Cyl. 1 & 2
-80,01
80,51-
-

-

97-
99-01
98-**79,51**

71,8

26

1,75
2,00
3,00**795045-00-4**
910 Cr S
911 IF U
947 EX Cr**805014-00-1**
for Cyl. 3 & 4
805014-50-1
for Cyl. 3 & 4
RT / AK79,51
80,01-
-

-

99-01
95-00
95-99
97-01
95-01
95-97**79,51**
445,8
-
-1
17,75
71,826
x
661,75
2,00
3,00**795045-00-4**
910 Cr S
911 IF U
947 EX Cr**805017-00-1**
for Cyl. 1 & 2
RT / AK

79,51

-

-

95-00
95-99
97-01
95-01
95-97**79,51**17,75
71,8

26

1,75
2,00
3,00**795045-50-4**
795045-10-4**805017-50-1**
for Cyl. 1 & 2
-80,01
80,51-
-

-

95-01
95-97**79,51**

71,8

26

1,75
2,00
3,00**795045-00-4**
910 Cr S
911 IF U
947 EX Cr**805018-00-1**
for Cyl. 3 & 4
RT / AK

79,51

-

-

95-01
95-97**79,51**

71,8

26

1,75
2,00
3,00**795045-50-4**
795045-10-4**805018-50-1**
for Cyl. 3 & 4
-80,01
80,51-
-

-

Eng. AEY / AGD / AGP**Eng. AQM**

Bora 1.9 SDI

Caddy 1.9 SDI

Golf III 1.9 SDI

Golf IV 1.9 SDI

Polo 1.9 SDI

Vento 1.9 SDI

1896 ccm

47-50 kW (64-68 PS)

99-01
95-00
95-99
97-01
95-01
95-97**79,51**
445,8
-
-1
17,75
71,826
x
661,75
2,00
3,00**795045-00-4**
910 Cr S
911 IF U
947 EX Cr**805017-00-1**
for Cyl. 1 & 2
RT / AK

79,51

-

-

97-01
95-01
95-97**79,51**

71,8

26

1,75
2,00
3,00**795045-50-4**
795045-10-4**805017-50-1**
for Cyl. 1 & 2
-80,01
80,51-
-

-

95-01
95-97**79,51**

71,8

26

1,75
2,00
3,00**795045-00-4**
910 Cr S
911 IF U
947 EX Cr**805018-00-1**
for Cyl. 3 & 4
RT / AK

79,51

-

-

95-01
95-97**79,51**

71,8

26

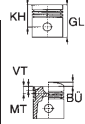
1,75
2,00
3,00**795045-50-4**
795045-10-4**805018-50-1**
for Cyl. 3 & 4
-80,01
80,51-
-

-



MODEL / ENGINE

YEAR

Dia.
CYL

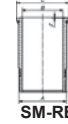
Ø x L



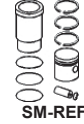
SM-REF



SM-REF.

Piston
Dia.

SM-REF.



SM-REF.

**VOLKSWAGEN
DIESEL****Eng. AMF / BAY**Polo 1.4 TDI
Lupo 1.4 TDI
1422 ccm
55 kW (75 PS)99-05
99-05**79,51**
345,8
-
-1,1
-17,6
69,8
-
MØ=37,9026
x
631,75
2,00
3,00**795045-00-4**
910 Cr S
911 IF U
947 EX Cr**805039-00-1**
for Cyl. 1 & 2
RT79,51
-

-

-

**Eng. BNV / BMS
Eng. BNM / BWB**Fox 1.4 TDI
Polo 1.4 TDI
1422 ccm
51-59 kW (69-80 PS)05-
05-09

-

-

26
x
631,75
2,00
3,00**795045-00-4**
910 Cr S
911 IF U
947 EX Cr**805039-50-1**
for Cyl. 1 & 2
-80,01
80,51

-

-

**Eng. ACV / AGX / AHD / AHY
Eng. AJT / ANF / ANG / ANH
Eng. ANJ / APA / AUF / AXG
Eng. AXL / AYC / AYY / BBE
Eng. BBF / BCT / ACU
Eng. BCV / BTW**T4 2.5 TDI
LT 28 / 35 SDI
LT 28 / 35 / 46 TDI
T4 2.5 TDI
Engine
2461 ccm
55-121 kW (55-165 PS)95-03
96-01
96-06
98-03
02-**81,00**
5

-

26
x
632,50
2,00
3,00**795009-00-5**
910 IW CCL *
911 IF U
947 EX CR-
-81,00
81,50

-

-

**Eng. ACV / AJT
Eng. AGX / AHD**California 2.5 TDI
Transp.T4 2.5TDI
LT 28 / 35 SDI
LT 28 / 35 / 46 TDI
2461 ccm
55-110 kW (75-151 PS)96-03
95-03
96-01
96-99**81,01**
545,75
-26
x
68
NB2,50
2,00
3,00**795041-00-5**
910 Cr *
911 P
947 EX Cr**805015-00-1**
for Cyl. 1 & 2
RT / HA / AK81,01
81,51

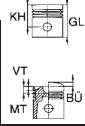
-

-



MODEL / ENGINE

YEAR

Dia.
CYL

Ø x L



SM-REF



SM-REF.

Piston
Dia.

SM-REF.



SM-REF.

**VOLKSWAGEN
DIESEL****Eng. AXD / AXE / BPC**T5 2.5 TDI
2460 ccm
96-128 kW (131-174 PS)

03-09

81,01

45,75

26

x

2,50

795041-00-5

910 Cr *

911 P

947 EX Cr

NEW
805050-00-1
for Cyl. 1 & 2
RT

81,01

-

-

Eng. BAC / BLJ / BLKTouareg I 2.5 TDI
T5 2.5 TDI
2498 ccm
120-128 kW (163-174 PS)

03-10

03-09

81,51

-

MØ=37,90

-

-

-

-

-

795041-50-5

795041-50-5

795041-00-5

795041-50-5

NEW
805050-50-1
for Cyl. 1 & 2*NEW*
805051-00-1
for Cyl. 3 & 4 & 5*NEW*
805051-50-1
for Cyl. 3 & 4 & 5
RT

81,51

81,01

81,51

-

-

-

-

-

-

-

-

Eng. BDJ / BDK**Eng. BWV / BVE / BVD****Eng. AZV / BGW / BMA****Eng. BKD / BKP / BMM****Eng. BMN / BMP / BMR****Eng. BRT / BUZ**Caddy III Box / Estate
Eos
Golf Plus
Golf V SDI
Golf V
Golf V Variant / 4Motion
Jetta III
Passat
Passat / Variant / 4Motion
Sharan
Touran
1968 ccm
51-125 kW (70-163 PS)

04-

06-

05-

04-

03-

03-

05-

05-06

03-

05-

03-

81,01

4

1,75

2,00

3,00

795098-00-4

910 CCL *

911 IF U

947 EX Cr

795098-50-4

-

-

-

-

81,01

-

-

-

81,50

-

-

-

-

-

-

-

-

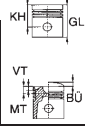
-

-



MODEL / ENGINE

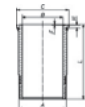
YEAR

Dia.
CYL

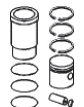
SM-REF



SM-REF.

Piston
Dia.

SM-REF.



SM-REF.

**VOLKSWAGEN
DIESEL**

Eng. AZV / BDH / BDJ

Eng. BKD / BMA / BMM

Eng. BMP / BST

Eng. CAAA / CAAC / CAAD

Eng. CAAE / CBAB / CBAC

Eng. CBAC / CBDB / CBJA

Eng. CDCA / CFFA / CFFD

Eng. CFFE / CKTB / CKTC

Eng. CKUB / CLCB / CLLA

Eng. CNEA / CNFA / CNFB

Eng. CSHA

Amarok 2.0 BiTDI / 4motion

Amarok 2.0 TDI / 4motion

Beetle 2.0 TDI

Caddy III 2.0 SDI

Caddy III 2.0 TDI

Caddy IV 2.0 TDI

CC 2.0 TDI

Eos 2.0 TDI

Golf Plus 2.0 TDI

Golf V 2.0 GTD

Golf V 2.0 SDI

Golf V 2.0 TDI

Golf VI 2.0 TDI

Jetta III 2.0 TDI

Jetta IV 2.0 TDI

Passat 2.0 BlueTDI

Passat 2.0 TDI

Scirocco 2.0 TDI

Sharan 2.0 TDI

Sharan II 2.0 TDI

Tiguan 2.0 TDI

Touran I 2.0 TDI

Touran II 2.0 TDI

Crafter 2.0 TDI

T5 2.0 BiTDI / TDI

1968 ccm

51-132 kW (69-180 PS)

10-
10-
11-
04-10
04-
15-
11-
06-
05-
05-
04-
03-
08-
05-10
10-
09-
05-
08-
13-
10-
07-
03-10
10-
11-
09-81,00
41,75
2,00
3,00*NEW*
795019-00-4
910 CDL *
911 IF U Cr
947 EX Cr

81,00

Eng. CRBC / CRLB / CRVA

Eng. CRVC / CUNA / CUVC

Eng. CUWA / CYKB / DBGA

Eng. DDAA / DFCA

Golf Alltrack 2.0 TDI 4motion

Golf Sportsvan 2.0 TDI

Golf VII 2.0 GTD

Golf VII Kombi 2.0 GTD

Golf VII 2.0 TDI

Golf VII 2.0 TDI 4motion

Golf VII Kombi 2.0 TDI

Golf VII Kombi 2.0 TDI 4motion

Passat 2.0 TDI

Passat 2.0 TDI 4motion

Passat Alltrack 2.0 TDI 4motion

Passat Variant 2.0 TDI

Passat Variant 2.0 TDI 4motion

Touran 2.0 TDI

1968 ccm

81-140 kW (110-190 PS)

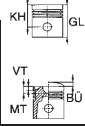
14-
14-
13-
15-
12-
12-
13-
13-
14-
15-
15-
14-
15-
15-
14-
15-81,00
41,75
2,00
2,00*NEW*
795021-00-4
910 CDL *
911 IF U Cr
947 EX Cr *

81,00



MODEL / ENGINE

YEAR

Dia.
CYLVT
MT

Ø x L



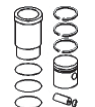
SM-REF



SM-REF.

Piston
Dia.

SM-REF.



SM-REF.

**VOLKSWAGEN
DIESEL****Eng. CBAA / CBAB**
Eng. CBBB / CBDA
Eng. CBDB / CBDC
Eng. CEGAEos
Golf V
Golf V Plus
Golf VI
Golf VI / Plus
Passat / Jetta / Tiguan
Scirocco
1968 ccm
81-125 kW (110-170 PS)08-10
08-09
09
08-12
08-11
07-10
08-1081,01
41,75
2,00
3,00**795098-00-4**
910 CCL *
911 IF U
947 EX Cr

-

81,01

-

-

795098-50-4**Eng. CFFA / CFFB**
Eng. CFGBBeetle / CC 2.0 TDI 16 V
Eos 2.0 TDI 16V
Golf 2.0 TDI 16V
Passat CC 2.0 TDI 16V
Passat / Sharan 2.0 TDI 16V
Scirocco 2.0 TDI 16V
Tiguan 2.0 TDI 16V
1968 ccm
100/103/125 kW
(136/140/170 PS)11-
10-
09-12
08-
10-
10-13
07-81,01
445,8
-
-13,1
68,8
-
MØ=50,8826
x
661,75
2,00
3,00**795098-00-4**
910 CCL *
911 IF U
947 EX Cr**805026-00-1**
RT / KK

81,01

-

-

795098-50-4**805026-50-1**

81,51

-

-

795080-00-41,75
2,00
3,00910 IF Cr *
931 P
947 EX Cr

-

81,01

-

-

795080-50-4

-

81,51

-

-

Eng. CFFE / CFFD
Eng. CFGC / CFHB
Eng. CFHC / CFHE
Eng. CFHF / CFJA
Eng. CFJB / CLCA
Eng. CLCB / CLJA
Eng. CLLACaddy Maxi 2.0 TDI
Caddy 2.0 TDI 16V
CC 2.0 TDI 16V
Golf Plus 2.0 TDI 16V
Golf 2.0 TDI 16V
Jetta 2.0 TDI 16V
Passat CC 2.0 TDI 16V
Passat 2.0 TDI 16V
Scirocco 2.0 TDI 16V
Sharan 2.0 TDI 16V
Tiguan 2.0 TDI 16V
Touran / Vento 2.0 TDI 16V
1968 ccm
62-130 kW (85-177 PS)10-
10-
11-
09-11
09-12
10-
08-11
10-
09-
11-
10-
10-1,75
2,00
3,00910 IF Cr *
931 P
947 EX Cr

-

81,01

-

-

795080-50-4

-

81,51

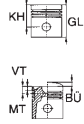
-

-



MODEL / ENGINE

YEAR

Dia.
CYL

SM-REF



SM-REF.

Piston
Dia.

SM-REF.



SM-REF.

**VOLKSWAGEN
DIESEL****Eng. CBAA / CBAB**Eos 2.0 TDI 16V
Golf 2.0 TDI 16V
Passat CC 2.0 TDI 16V
Passat 2.0 TDI 16V
Tiguan 2.0 TDI 16V
1968 ccm
100/103 kW (136/140 PS)08-10
08-09
08-11
07-10
07-81,01
4
45,8
-
-
-12,7
68,8
-
MØ=50,88
-26
x
661,75
2,00
3,00795098-00-4
910 CCL *
911 IF U
947 EX Cr805027-00-1
RT / KK81,01
81,51-
--
-**Eng. CAAA / CAAB****Eng. CCHA / CCHB****Eng. CAAC / CAAD****Eng. CAAE**T5 2.0 TDI
1968 ccm
62/75/84/103/100 kW
(84/102/114/140/136 PS)

09-

1,75
2,00
3,00795080-00-4
910 IF Cr *
931 P
947 EX Cr-
-81,01
81,51-
--
-**Eng. CBAC**Passat CC 2.0 Tdi 16V
Passat 2.0 TDI 16V
1968 ccm
105 kW (143 PS)09-10
08-10**Eng. CBBB**Golf 2.0 TDI 16V
Passat CC 2.0 TDI 16V
Passat 2.0 TDI 16V
Scirocco 2.0 TDI 16V
Tiguan 2.0 TDI 16V09
08-10
08-10
09-
08-09**Eng. CEGA**Jetta 2.0 FTDI 16V
1968 ccm
125 kW (170 PS)

08-

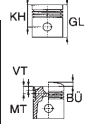
Eng. CBDA / CBDB**Eng. CBEA / CJAA**Beetle 2.0 TDI 16V
Bora 2.0 TDI 16V
Golf Plus 2.0 TDI 16V
Golf 2.0 TDI 16V
Jetta 2.0 TDI 16V
Scirocco 2.0 TDI 16V
1968 ccm
100-103 kW (136-140 PS)11-
07-10
09
08-10
08-10
08-10**Eng. CBDC**Golf Plus 2.0 TDI 16V
Golf 2.0 TDI 16V
Passat 2.0 TDI 16V
1968 ccm
81 kW (110 PS)09-10
08-11
08-10**Eng. CDBA / CDCA**Amarok 2.0 TDI 16V
1968 ccm
90-120 kW (122-163 PS)

10-



MODEL / ENGINE

YEAR

Dia.
CYL

Ø x L



SM-REF



SM-REF.

Piston
Dia.

SM-REF.



SM-REF.

**VOLKSWAGEN
DIESEL****Eng. AZV / BKD**

Bora 2.0 TDI 16V
Golf Plus 2.0 TDI 16V
Golf 2.0 TDI 16V
Jetta 2.0 TDI 16V
Touran 2.0 TDI 16V
Vento 2.0 TDI 16V
1968 ccm
100-103 kW (136-140 PS)

04-10
03-08
03-08
05-08
03-10
06-

81,01
4
-
-0,7
-18
68,8
-
MØ=38,00
-

26
x
66

1,75
2,00
3,00

795098-00-4
910 CCL *
911 IF U
947 EX Cr
795098-50-4

805028-00-1
RT / KK
805028-50-1

81,01
-
81,51

-
-
-

-
-
-

Eng. AZV

Golf Plus 2.0 TDI 16V
Golf 2.0 TDI 16V
Jetta 2.0 TDI 16V
Touran 2.0 TDI 16V
1968 ccm
100 kW (136 PS)

07-08
03-08
05-08
03-10

81,01
4
-
-
-17,8
68,8
-
MØ=38,00
-

26
x
66

1,75
2,00
3,00

795080-00-4
910 IF Cr *
931 P
947 EX Cr
795080-50-4

-
RT / KK
-
805029-00-1
805029-50-1

81,01
-
81,51

-
-
-

-
-
-

Eng. 2L

Taro 2.4 D
2446 ccm
61 kW (83 PS)

89-97

92,00
4

26

2,00
2,00
4,00

799714-00-4
913 Cr S
911 Cr
947 EX Nit S
799714-50-4

-
-
92,50

92,00
-
92,50

-
-
-

-
-
-

Eng. CG

LT 28 D / LT 31 D / LT 35 D
2710 ccm
48 kW (65 PS)

76-80

92,00
4

26

2,00
2,50
4,00

793625-00-4
910 Cr *
911
947 EX Cr

-
-
-

92,00
-
-

-
-
-

-
-
-

Eng. AGK / ATA / AUH

LT Mk II Box / Flatb. 2.8 TDI
Chassis 2.8 TDI
2799 ccm
92-116 kW (125-158 PS)

97-06

93,00
4

26

2,50
2,00
3,00

795088-00-4
914 Cr *
911 IW U P
947 EX Cr

-
-
-

93,00
-
-

-
-
-

-
-
-

Eng. BCQ

LT Mk II Box / Bus / Flatb. 2.8 TDI
Chassis 2.8 TDI
2798 ccm
116 kW (158 PS)

97-06

93,00
4

26

2,50
2,00
3,00

795088-00-4
914 Cr *
911 IW U P
947 EX Cr

-
-
-

93,00
-
-

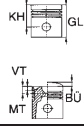
-
-
-

-
-
-



MODEL / ENGINE

YEAR

Dia.
CYLVT
MT

Ø x L



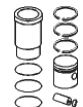
SM-REF



SM-REF.

Piston
Dia.

SM-REF.



SM-REF.

VOLVO

66 DLEng. B 10 E
1108 ccm
33 kW (45 PS)

75-78

73,00
41,75
2,00
3,50**793806-00-4**
910 IF Cr *
931 P
947 EX P

793807-00-4
910 Cr *
911 P
947 EX

793807-50-4

-

70,00

-

-

66Eng. B 13 E
1289 ccm
29-40 kW (42-57 PS)82-
76-82**76,00**
41,75
2,00
4,00**793809-00-4**
910 IF Cr *
931 P
3PC Cr P

-

76,00

-

-

S 40 / V 40 (I)Eng. B 5204 S
1984 ccm
93-105 kW (126-143 PS)93-9
97-05
97-00
97-00**81,00**
51,20
1,75
3,00**795136-00-5**
910 IF Nit S
931 P
3PC Cr

-

81,00

-

-

850 2.0 Turbo**C70 i 2.0**
S70 2.0 i
V70 i 2.0 i
Eng. B 5204 T2
1984 ccm
132 kW (179 PS)

95-

81,00
61,20
1,75
3,00**795136-00-6**
910 IF Nit S
931 P
3PC Cr

-

81,00

-

-

850 T5 / S 70Eng. B 5234 FT
2319 ccm
166 kW (225 PS)

93-97

81,00
51,50
1,75
3,00**795146-00-5**
910 IF Cr S
931 P
3PC Cr

-

81,00

-

-

340 / 360 / 440 / 460 / 480Eng. B 172 K
Eng. B 18 KP / KPD
Eng. B 18 E / ED / F
Eng. F3 N-230
Eng. B 18 KP / KPD
Eng. F 3 N
1721 ccm
55-80 kW (75-109 PS)

85-

81,00
41,75
2,00
3,00**793828-00-4**
910 IF Cr *
911 P
3PC Cr

-










81,00

-

-



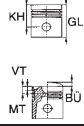
MODEL / ENGINE

	YEAR	 Dia. CYL	 VT MT	 Ø x L		 SM-REF	 SM-REF.	 Piston Dia.	 SM-REF.	 SM-REF.
VOLVO										
440 K 1.8 / 460 L 1.8 Eng. B 18 U 1794 ccm 66 kW (89 PS)	91-96	82,70 4			1,50 1,75 3,00	793840-00-4 910 IF Cr * 911 P 3PC Cr	-	82,70	-	-
440 K 2.0 / 460 L 2.0 480 E 2.0 Eng. B 20 F 1998 ccm 80-85 kW (108-115 PS)	92-96 93-96					793840-50-4	-	83,20	-	-
S 70 / V 70 Eng. B5252 2435 ccm 106 kW (144 PS)	12/96-	83,00 5			1,50 1,75 3,00	795110-00-1 910 IF Cr S 931 P 3PC Cr	-	83,00	-	-
960 Eng. B 6304 F + G 2922 ccm 150 kW (204 PS)	90-94	83,00 6								
850 GLE 850 GLT Eng. B5252 F / B5252 F 2435 ccm 103-125 kW (140-170 PS)	93- 92-96	83,01 5	35,9 0,75 -1,43 - 60,65 - -	23 x 61	1,20 1,75 3,00	795137-00-5 910 IF Cr S 931 P 3PC Cr	805111-00-1 *NEW*	83,01	-	-
S40i / V40i 1.8 Eng. B4184 S 1783 ccm 85 kW (116 PS)	95-99	83,00 4			1,20 1,50 2,50	795152-00-1 910 IF Nit S 931 P 3PC Nit	-	83,00	-	-
S40i / S40i T 2.0 V40i / V40i T 2.0 Eng. B4204 S T 1948 ccm 100-118 kW (136-160 PS)	95-03									
850 2.4 GLE / Estate C70 i 2.5 T S70 T5 AWD / Turbo V70 2.4 Turbo V70 2.5 Turbo AWD Eng. B5254 T 2435 ccm 142-154 kW (193-210 PS)	93-97 97-05 96-00 97-00 97-00	83,00 5								
C30 2.0 S40 II 2.0 S80 II 2.0 V50 2.0 V70 III 2.0 Eng. B4204 S3 1999 ccm 107 kW (146 PS)	06-12 06- 08- 06- 07-	87,50 4			1,20 1,20 2,50	792172-00-4 910 Nit S 931 P 3PC Cr	-	87,50	-	-



MODEL / ENGINE

YEAR

Dia.
CYL

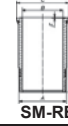
Ø x L



SM-REF



SM-REF.

Piston
Dia.

SM-REF.



SM-REF.

VOLVO

260
260 2.7
260 Estate 2.7
Eng. B27.A / B27.E / B27.F
2664 ccm
92-109 kW (125-148 PS)

74-79
76-82
75-82

88,00
4

1,50
2,00
4,00

793707-00-2
910 IF Cr *
911 IF
3PC Cr

-
88,00

-
-

240 2.1 / 2.1i
240 2.1i Turbo
Eng. B 21 A / B 21 E / B21 ET
Eng. B 21 F
74-114 kW (97-155 PS)

74-86
80-86

92,00
4

2,00
2,00
4,00

795125-00-4
910 IF Nit S
931
947 EX Cr

-
92,00

-
-

240 2.3 / 240 Kombi 2.3
240 Kombi 2.3 CAT
240 Kombi 2.3 i CAT
740 2.3 / 740 Kombi 2.3
760 2.3 / 760 Kombi 2.3
940 2.3
940 II 2.3
940 II Estate 2.3
940 2.3 / 940 Kombi 2.3
Eng. B 230 A / F / FB / K
Eng. B 234 F
2316 ccm
81-117 kW (110-159 PS)

84-88
91-92
86-93
84-92
84-87
90-94
94-98
94-98
90-94

96,00
4

1,75
1,75
3,50

795127-00-4
910 IF Cr *
931 P
946 EX

795127-30-4

795127-60-4

-
96,00

-
-

Eng. DLD
C30 / S40 / V50 1.6 D
1560 ccm
80 kW (109 PS)

07-

75,00
4

41,7
-
-1,16
-13,29
65,2
MØ=41,72

26
x
61
T

793758-00-4
916 Cr *
931 P
947 EX Nit S

803710-00-1
RT / KK / AK

75,00

-
-

Eng. D 4162 T
C30 1.6 D2
S40 II 1.6 D2
S60 II DRIVe / D2
S80 II 1.6 DRIVe
V40 Hatchback D2
V50 1.6 D2
V60 1.6 DRIVe
V70 III 1.6 DRIVe / D2
1560 ccm
84 kW (114 PS)

10-12
10-
11-
11-
12-
10-
11-
11-

75,00
4

41,7
-
-
-13,89
65,2
-
MØ=45
-

26
x
61
T

793770-00-4
914 Cr *
931 P
947 EX Nit S

803737-00-1
RT / KK

75,00

-
-

793770-50-4

803737-50-1

75,50

-
-

Eng. D 24 / TD / TIC
240 / 244 / 245 / 740
760 / 940 / 945 / 960
780 / 960 / 980
2383 ccm
60,5-95 kW (82-129 PS)

79-
82-
88-

76,51
6

1,75
2,00
3,00

795032-00-1
910 Cr *
911 IF U
947 EX Cr

-
76,50

-
-

795032-50-1

-
77,01

-
-

795032-10-1

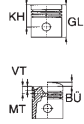
-
77,51

-
-



MODEL / ENGINE

YEAR



SM-REF



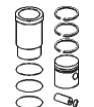
SM-REF.



Piston Dia.



SM-REF.



SM-REF.

VOLVO DIESEL**Eng. D 16**340 / 360 1.6 Diesel
1596 ccm
39,5-40,5 kW (54-55 PS)

84-91

78,00
42,00
2,00
3,00**793827-00-4**
910 IF Cr P *
911 IF P
947 Ex Cr P

-

78,00

-

-

793827-50-4

-

78,50

-

-

Eng. F8Q440 / 460 1.9 Li TD
1870 ccm
66 kW (90 PS)

94-97

80,00
42,50
2,00
3,00**793834-00-4**
914 Cr *
911 P
947 EX Cr

-

80,00

-

-

793834-50-4

-

80,50

-

-

Eng. D 4192 TS 40 1.9 TD
1870 ccm
66 kW (89 PS)

95-99

80,00
42,50
2,00
3,00**795151-00-4**
910 IF Cr *
911 IF U
947 EX Cr

-

80,00

-

-

Eng. D 4192 T

S 40 1.9TD

80,00
42,50
2,00
3,00**795154-00-4**
914 Cr *
911 IF U
947 EX Cr

-

80,00

-

-

Eng. 37920V40 1.9TD
1870 ccm
75 kW (102 PS)2,50
2,00
3,00

-

-

-

Eng. D 5252 T850 TDI
S/V 70
2461 ccm
103 kW (140 PS)95-96
96-**81,00**
52,50
2,00
3,00**795041-00-5**
910 Cr *
911 P
947 EX Cr

-

81,00

-

-

795041-50-5

-

-

-

Eng. D 5252 T850 2.5 TDI
S60 2.5 TDI
S70 2.5 TDI
S80 2.5 TDI
V70 2.5 TDI
V70 II 2.5 TDI
2461 ccm
103 kW (140 PS)96-97
00-
97-00
98-01
97-00
00-01**81,00**
52,50
2,00
3,00**795009-00-5**
910 IW CCL *
911 IF U
947 EX CR

NEW

-

81,00

-

-

795009-50-5

NEW

-

81,50

-

-

Eng. D 4204 TC30 2.0 D
C70 II Convertible 2.0 D
S40 II 2.0 D
S80 II 2.0 TDI
V40 Estate 2.0 D
V50 2.0D
V70 III Estate 2.0 D
1998 ccm
100 kW (136 PS)06-
08-
04-
08-
02-04
04-
07-**85,00**
446,75
-
-1
-18,3
80,75
MØ=38,01
-28
x
703,50
2,00
3,00**793749-00-4**
914 Cr *
911 IF
947 EX Cr**803749-00-1**
RT

-

85,00

-

-

793749-50-4**803749-50-1**

-

85,50

-

-

793749-60-4

-

85,60

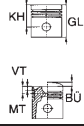
-

-



MODEL / ENGINE

YEAR

Dia.
CYL

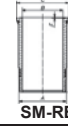
Ø x L



SM-REF



SM-REF.

Piston
Dia.

SM-REF.



SM-REF.

VOLVO DIESEL**MD 21A**

2112 ccm

90,00

4

2,00

2,00

2,00

4,50

793708-00-2

910 Cr P *

911 P

930 P

947 EX Cr P

-

90,00

-

-

MD 32A

3168 ccm

78 kW (106 PS)

Eng. TD 40 / A**Eng. TD 41 G****Eng. MD 40 A****Eng. TAMD 40 A / B****Eng. AQAD 40 A****Eng. TMD 40 A / B / C**

F 406 / F 408

Marinemotor

3600 ccm

30-114 kW (42-155 PS)

92,00

6

2,50

2,50

4,00

795128-00-2

914 Cr *

911 P

947 EX Cr

-

92,00

-

-

78-88

78-

Eng. MD31 / MD 31 A

Marine engine

2390 ccm

46 kW (62 PS)

86-

92,00

4

2,50

2,50

4,00

795139-00-4

914 Cr *

911

947 EX Cr

-

92,00

-

-

Eng. TD 60 B

F613 / 614 / 616 / 617

B6F / 200CH

Eng. TD 61 F / G / GS

FL616 / 614

Eng. TD 60 C / D / DG

TAMD 60 C

F610 / 611 / 612

5480 ccm

108-132 kW (147-180 PS)

78-85

86-

78-85

98,43

6

79,4

-

-

-21,77

124,4

40

x

77,3

2,38

3,16

4,74

795111-00-1

910 IF Cr

911 P

947 EX Cr P

805102-00-1

RT

98,43

955103-1

A=110

L=237,2

H=9,66

C=119,1

F=3,6

815103-2

1 x FP 1,5

2 x EP 5,8

1 x FP 5,8

955102-1

A=110

L=234,5

H=11,61

C=119,1

F=0,73

815102-2

1 x FP 1,5

1 x EP 5,8

1 x FP 5,8

Eng. D 39 C

F 406 / 407 / 82 / 83

3864 ccm

59 kW (80 PS)

75-86

98,48

6

2,38

2,38

2,38

6,33

6,33

793620-00-2

910 IF Cr

910 IW P

910 IW P

947 EX Cr

946 P

-

98,48

-

-

793620-75-2

-

99,23

-

-

793620-10-2

-

99,48

-

-

Eng. TD 61 A / AG**Eng. TD 61 APB / AP****Eng. TD 61 ACE / AGP****Eng. TID 61 A / ACE****Eng. TD 610 G**

5480 ccm

103-150 kW (140-204 PS)

85-

98,43

6

79,4

-

-

-23,5

124,4

40

x

77,3

2,38

3,16

4,74

795111-00-1

910 IF Cr

911 P

947 EX Cr P

805126-00-1

RT

98,43

955103-1

A=110

L=237,2

H=9,66

C=119,1

F=3,6

815126-2

1 x FP 1,5

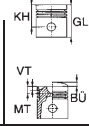
2 x EP 5,8

1 x FP 5,8



MODEL / ENGINE

YEAR

Dia.
CYLVT
MT

Ø x L



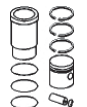
SM-REF



SM-REF.

Piston
Dia.

SM-REF.



SM-REF.

VOLVO DIESEL**Eng. D 70 A / B**

F86 / N86

Eng. MD 70 B

Marine engine

6700 ccm

106-110,5 kW (144-150 PS)

65-71

104,78
6

2,38

795119-00-1

910 Cr *

3,16

911 P

3,16

911 P

4,74

947 EX Cr

4,74

946

-

104,78

-

-

Eng. TD 70 A

B54 / 57 / F86 / FB86 / N86

Eng. TD 70 B / C**Eng. TMD 70 B**

F86 / FB86 / N86 / N7

6700 ccm

136-152 kW (185-207 PS)

65-71

104,78
6

88,45

-

-

-26,2

141,05

45

x

85,8

2,38

3,16

3,16

4,74

795106-00-1

910 Cr *

911 P

911 P

947 EX Cr

805105-00-1

RT

104,78

955105-1

A=117

L=257

H=11,66

C=127

F=0,74

815105-2**925105-1**

1 x FP 1,6

1 x EP 5,7

1 x FP 5,7

Eng. TD 70 E / ES

F86 / TF86T / N725 / TN7

TF86DTC / B57

6700 ccm

155-166 kW (210-225 PS)

74-78

104,78
6

88,45

-

-1

-26,15

141,05

45

x

85,8

2,38

3,16

4,74

795124-00-1

910 Cr *

911 P

947 EX Cr

805106-00-1

RT

104,78

955105-1

A=117

L=257

H=11,66

C=127

F=0,74

815106-2**925105-1**

1 x FP 1,6

1 x EP 5,7

1 x FP 5,7

Eng. TD 70 H / HA**Eng. TD 70 E / ES**

F86 / TF86T / N725 / TN7

TF86DTC / B57

6700 ccm

155-160 kW (210-225 PS)

78-

104,78
6

88,45

-

-1

-26,15

141,05

45

x

85,8

T

2,38

3,16

4,74

795124-00-1

910 Cr *

911 P

947 EX Cr

805107-00-1

RT

104,78

955105-1

A=117

L=257

H=11,66

C=127

F=0,74

815107-2**925105-1**

1 x FP 1,6

1 x EP 5,7

1 x FP 5,7

Eng. TD 70 G / F / FS

F7 / F716 / T / F724 / F720

B / 57 / N7

6700 ccm

157-180 kW (213-245 PS)

79-85

104,78
6

88,45

-

-1

-26,15

141,05

45

x

85,8

T

2,38

3,16

3,16

4,74

795106-00-1

910 Cr *

911 P

911 P

947 EX Cr

805108-00-1

RT / KK

104,78

955105-1

A=117

L=257

H=11,66

C=127

F=0,74

815108-2**925105-1**

1 x FP 1,6

1 x EP 5,7

1 x FP 5,7

955104-1

A=117

L=259,5

H=9,66

C=127

F=3,6

815127-2**925104-1**

1 x FP 1,6

2 x EP 5,7

1 x FP 5,7

Eng. TAMD 71

Ship

Eng. TAMD 71 B

Marine engine

6724 ccm

110-262 kW (150-357 PS)

104,78
6

88,45

-

-1

-22,9

134,45

45

x

85,8

T

3,00

2,50

4,00

795130-00-1

914 Cr *

931 P

947 EX Cr

805125-00-1

RT / KK

104,78

955109-1

A=117

L=259,7

H=9,66

C=127

F=3,6

815125-2**925104-1**

1 x FP 1,6

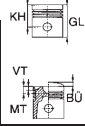
2 x EP 5,7

1 x FP 5,7



MODEL / ENGINE

YEAR

Dia.
CYL

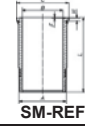
Ø x L



SM-REF



SM-REF.

Piston
Dia.

SM-REF.



SM-REF.

VOLVO DIESEL**Eng. TD 71 A / AW**

ACE / AP / APB / AG

Eng. TDF 71 F**Eng. TD 73 G / E**

F7 / B57

Eng. TD 71 FS / FSQ

F7 / B57

6700 ccm

169-180 kW (230-245 PS)

104,78

6

88,45

-

45

x

2,38

910 Cr *

3,16

911 P

4,74

947 EX Cr

805104-00-1

RT / KK

104,78

955104-1

A=117

L=259,5

H=9,66

C=127

F=3,6

815104-2

1 x FP 1,6

925104-1

2 x EP 5,7

1 x FP 5,7

85-

85-

Eng. TD 73 E**Eng. TD 73 K / VE**

FS 7-34 / FS 7-54

6700 ccm

169 kW (230 PS)

Eng. TD 73 ES

FL 7-34 / 38 / 52 / 54

6700 ccm

191 kW (260 PS)

Eng. TWD 730

Stationary Engine

6700 ccm

104,78

6

88,45

-

45

x

3,00

914 Cr *

2,50

931 P

4,00

947 EX Cr

795130-00-1

805109-00-1

RT

104,78

955109-1

A=117

L=259,7

H=9,66

C=127

F=3,6

815109-2

1 x FP 1,6

925104-1

2 x EP 5,7

1 x FP 5,7

955111-1

A=117

L=259,7

H=9,66

C=129,4

F=3,6

815122-2

1 x FP 1,6

925132-1

2 x EP 5,7

1 x FP 5,7

955132-1

A=117

L=256,8

H=9,40

C=129,4

F=0,95

815134-2

1 x FP 1,6

925132-1

2 x EP 5,7

1 x FP 5,7

Eng. D7A 285 Euro2**Eng. D7B 285 Euro2****Eng. B7R**

FL7 / 290

FL7 / 230

FL7 / 260

B7F

6700 ccm

210 kW (285 PS)

104,78

6

88,55

-

45

x

3,50

914 IF Cr *

2,50

911 IF U P

3,50

947 EX Cr P

795150-00-1

805132-00-1

RT

104,78

955132-1

A=117

L=256,8

H=9,40

C=129,4

F=0,95

815132-2

1 x FP 1,6

925132-1

2 x EP 5,7

1 x FP 5,7

93-

85-

91-

104,78

955111-1

A=117

L=259,7

H=9,66

C=129,4

F=3,6

815111-2

1 x FP 1,6

92-5132

2 x EP 5,7

1 x FP 5,7

104,78

955135-1

A=117

L=256,8

H=9,40

C=127

815133-2

1 x FP 1,6

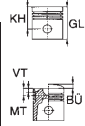
925132-1

2 x EP 5,7



MODEL / ENGINE

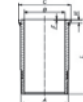
YEAR

Dia.
CYL $\varnothing \times L$ 

SM-REF



SM-REF.

Piston
Dia.

SM-REF.



SM-REF.

VOLVO DIESEL**Eng. D 42 A**

LM621 / 641 / T650

LM622 / 642

T650

4200 ccm

54-59 kW (73-80 PS)

72-82
78-82
80-82

105,57

4

84,1

-

-

-23,1

135,1

-

MØ=54,50

-

2,38
3,16
3,16
4,74

795121-00-4

910 Cr

910 IF P

910 IF P

947 EX Cr

805144-00-1

105,57

955144-1

815144-2

925106-1
2 x FP 4,3**Eng. D 45 B****Eng. TD 45 B / EM****Eng. TD 45 E / EM**

G646 / T616

L50 / 70

LM 4300

4200 B

4300 B

LM 622 / 642 / 4200 / 4300

L 50

T616

6300

4500 ccm

63-92 kW (86-125 PS)

80-
91-
85-
84-86
82-86
85-00
86-93
83-94
92-

108,00

4

71,1

-

-

-16,66

108

MØ=71

42
x
86,5
T

791553-00-1

914 Cr *

911 P

947 EX Cr

801553-00-1

RT

108,00

951553-1

A=120

L=229,1

H=9

C=128,5

F=1,1

811553-1

NEW

921553-1

2 x FP 3,0

Eng. TAD532 GE

127 kW (172-179 PS)

108,00
4

71,1

-

-

-16,65

108

MØ=64

42
x
86
T

791553-00-1

914 Cr *

911 P

947 EX Cr

801554-00-1

RT / AK

108,00

-

-

Eng. D7D EAE2**Eng. D7D EBE2****Eng. D7E EAE3****Eng. D7E EBE3****Eng. TAD721 / 722 GE****Eng. TAD732 / 733 GE**

Euro 2

7100-7150 ccm

127-218 kW (172-296 PS)

108,00
6

71,1

-

-

-

-

-

42
x
86
T

791553-00-1

914 Cr *

911 P

947 EX Cr

801554-00-1

RT / AK

108,00

-

-

Eng. D 9 A 260**Eng. D 9 A 300****Eng. D 9 A 340****Eng. D 9 A 380**

Euro 3

FM 9-260

FM 9-300

FM 9-340

Olympian

FM- 9-380

9364 ccm

191-280 kW (260-380 PS)

120,00
6

-

-

-

-

-

-

-

-

-

-

-

-

4,00
3,00
3,00

795159-00-1

914 IW Cr *

911 IF U P

947 Nit S

-

120,00

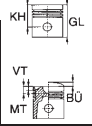
-

-



MODEL / ENGINE

YEAR

Dia.
CYL

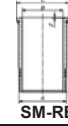
Ø x L



SM-REF



SM-REF.

Piston
Dia.

SM-REF.



SM-REF.

VOLVO DIESEL**Eng. TD 100 A**

N88 / F88 / NB / FB88 / N10

65-75

120,65
6109,45
-52
x2,38
3,16795107-00-1
910 Cr *805112-00-1
RT

120,64

955112-1
A=134815112-2
925112-1**Eng. THD 100 D****Eng. TMD 100 A****Eng. THD 101 B**

B10 / B58 / B59 / 300CH

9600 ccm

169-191 kW (230-260 PS)

75-82

-1,0/-1,3
-27,65
166,45

106

3,16
3,16
4,74911 P
911 P
947 EX CrL=294
H=11,74
C=147
F=0,81 x FP 1,6
1 x EP 5,8
1 x FP 5,8**Eng. TD 100 B**

F10-46 / 49 / 52 / 56 / 1020-38

9600 ccm

207-220 kW (280-300 PS)

74-81

120,65
-109,4
-2,9
-28
166,452
x
1062,38
3,16
4,74795120-00-1
910 Cr *805116-00-1
RT

120,64

955116-1
A=134815116-2
925112-1L=294
H=11,74
C=147
F=0,81 x FP 1,6
1 x EP 5,8
1 x FP 5,8**Eng. TD 100 BG**

N10 / F10 / F88 / FB88

9600 ccm

76-81

955110-1
A=134815129-2
925110-1L=296
H=11,52
C=147
F=3,481 x FP 1,6
1 x EP 5,8
1 x FP 5,8**Eng. TD 100 G / GA / F**

F10 / N10

81-86

120,65
6109,4
-52
x
1062,38
3,16
4,74795120-00-1
910 Cr *805110-00-1
RT

120,64

955110-1
A=134815110-2
925110-1**Eng. TD 101 F / FA / FD**

F10 Interc. / N10 Interc.

81-

-1,9
-23,15
166,4

106

3,16
4,74911 IF Cr
947 EX CrL=296
H=11,52
C=147
F=3,481 x FP 1,6
1 x EP 5,8
1 x FP 5,8**Eng. TMD 102 A / C**

Marine engine

9599 ccm

158-200 kW (215-272 PS)

88-

Eng. THD 100 DB / DC

DD / E / EB / EC / ED

82-

120,65
6109,45
-52
x
1062,38
3,16
4,74795120-00-1
910 Cr *805117-00-1
RT

120,64

955110-1
A=134815117-2
92-5110-1L=296
H=11,52
C=147
F=3,481 x FP 1,6
1 x EP 5,8
1 x FP 5,8**Eng. THD 101 K / KB**

B10M / C10M

81-

Eng. THD 101 KC

C10M

9600 ccm

160-228 kW (218-310 PS)

86-89

Eng. TD 102 FL / FM**Eng. TD 102 F / FD****Eng. FDQ / FF / FH**

Euro 1

B10M

F10

9600 ccm

234-252 kW (318-343 PS)

87-

120,65
6

3,00

3,16

4,74

795123-00-1
910 Cr *

-

120,64

955118-1
A=133,8

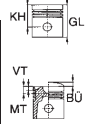
-

L=287,25
H=11,5
C=147
F=3,5



MODEL / ENGINE

YEAR

Dia.
CYL

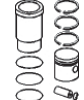
SM-REF



SM-REF.

Piston
Dia.

SM-REF.



SM-REF.

VOLVO DIESEL**Eng. TD 103 E / ES / EA**Euro 2
F10-38 / 40 / 52 / NL10 / FL10**Eng. TD 103 KF / KB**Euro 1
Bus B10M
9600 ccm
210-235 kW (285-320 PS)

92-95

120,65
63,50
3,16
4,74**795129-00-1**
914 IF Cr *
911 P
947 EX Cr

-

120,64

-

-

Eng. D11 A370 Euro 3**Eng. D11 F-A****Eng. D11 H-A****Eng. D11 H-B**10800 ccm
234-273 kW (318-370 PS)123,01
678,4
-
-1/-1
-16,9
114,4
-
MØ=83,60
-54
x
73
T3,50
2,50
3,00**790419-00-1**
914 IF CCL S
911 IF U Nit S
947 EX Nit S**803849-00-1**
NEW

123,01

953813-1
NEW
A=139
L=249,5
H=11,20
C=148,96
F=0,85**813849-1**
NEW
925109-1
1 x EP 2,4
1 x EP 5,0
1 x FP 5,0**Eng. D11 A430 Euro 3****Eng. D11 430 Euro 4/5**10836/10840 ccm
316 kW (430 PS)**Eng. D 120**F88 / F89
12000 ccm
176,5 kW (240 PS)

130,18

2,38
3,16
3,16
4,74**795108-00-1**
910 Cr *
911 P
911 P
947 EX Cr

-

130,18

-

-

Eng. TD 120 A**Eng. TMD 120A****Eng. TAMD 120**F89 / N12
N12 / CH 230
12000 ccm
225-243 kW (306-330 PS)
stroke 150 mm70-75
77-81130,18
6
114,2
-
-1,9/-2,1
-31,55
175,255
x
1142,38
3,16
4,74**795113-00-1**
910 Cr *
910 IF Cr
947 EX Cr**805124-00-1**
RT

130,18

955113-1
A=143,9
L=311
H=13,52
C=157,6
F=0,7**815124-2**
925115-1
1 x FP 1,5
1 x FP 11
1 x FP 5,7
1 x FP 5,7

stroke 150 mm

2,38
3,16
4,74**795147-00-2**
910 Cr *
911 P
947 EX Cr

-

130,18

-

-

Eng. TD 120 C / D / E**Eng. TAD 120 BHC****Eng. TAMD 120 B**F12-46 / 49 / 52 / 59 / 38
12000 ccm
225-273 kW (306-371 PS)

77-80

130,18
6
114,2
-
-2,5
-27,62
175,255
x
1142,38
3,16
4,74**795113-00-1**
910 Cr *
910 IF Cr
947 EX Cr**805115-00-1**
RT

130,18

955113-1
A=143,9
L=311
H=13,52
C=157,6
F=0,7**815115-2**
925115-1
1 x FP 1,5
1 x FP 11
1 x FP 5,7
1 x FP 5,72,38
3,16
4,74**795147-00-2**
910 Cr *
911 P
947 EX Cr

-

130,18

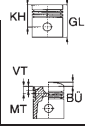
-

-



MODEL / ENGINE

YEAR

Dia.
CYLVT
MT

Ø x L



SM-REF



SM-REF.

Piston
Dia.

SM-REF.



SM-REF.

VOLVO DIESEL

Eng. TD 120 G/GA /
Eng. TD 120 F / FC
Eng. TD 122 GB / KBE /
TAMD 120 A / AK / B / C
 F12 Interc. / CH230 T
 12000 ccm
 226-265 kW (308-360 PS)

80-84

130,18
6114,2
-
-2,5
-27,95
175,255
x
1142,38
3,16
4,74

795113-00-1
 910 Cr *
 910 IF Cr
 947 EX Cr

805113-00-1
 RT

130,18

955113-1
 A=143,9
 L=311
 H=13,52
 C=157,6
 F=0,7

815113-2
925115-1
 1 x FP 1,5
 1 x FP 11
 1 x FP 5,7
 1 x FP 5,7

795147-00-2
 910 Cr *
 911 P
 947 EX Cr

-

130,18

-

-

Eng. TD 121 F / G / GD
Eng. TMD 121 C
 122 BG / KBE / N12 / F12
 12000 ccm
 243-283 kW (330-385 PS)

84-88

130,18
6114,2
-
-2,5
-27,95
175,255
x
1142,38
3,16
4,74

795113-00-1
 910 Cr *
 910 IF Cr
 947 EX Cr

805113-00-1
 RT

130,18

955121-1
 A=143,9
 L=311
 H=10,52
 C=157,6
 F=0,7

815121-2
925121-1
 1 x FP 1,5
 2 x EP 5,7
 1 x FP 5,7

795147-00-2
 910 Cr *
 911 P
 947 EX Cr

-

130,18

-

-

Eng. TID 121 FG
 Industrial engine
 12000 ccm

Eng. TAMD 122 A
 Marine engine
 1200 ccm
 247-331 kW (336-450 PS)

87-

130,18
6114,2
-
-2,6
-25,4
175,255
x
1142,38
3,16
4,74

795113-00-1
 910 Cr *
 910 IF Cr
 947 EX Cr

805114-00-1
 RT

130,18

955121-1
 A=143,9
 L=311
 H=10,52
 C=157,6
 F=0,7

815130-2
925121-1
 1 x FP 1,5
 2 x EP 5,7
 1 x FP 5,7

Eng. TD 122 F / GA
 F12
 12000 ccm
 262 kW (356 PS)

87-

130,18
6114,2
-
-2,6
-25,4
175,255
x
1142,38
3,16
4,74

795113-00-1
 910 Cr *
 910 IF Cr
 947 EX Cr

805114-00-1
 RT

130,18

955114-1
 A=144
 L=313,5
 H=10,52
 C=157,6
 F=3,28

815114-1
925114-1
 1 x FP 2,4
 2 x EP 5,7
 1 x FP 5,7

Eng. TD 122 FK / FR
 FS 10 / F12 GL Intercol.
 12000 ccm
 291 kW (395 PS)

87-

130,18
6114,2
-
-2,6
-25,4
175,255
x
1142,38
3,16
4,74

795147-00-2
 910 Cr *
 911 P
 947 EX Cr

-

130,18

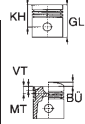
-

-



MODEL / ENGINE

YEAR

Dia.
CYLVT
BU
MT

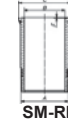
Ø x L



SM-REF



SM-REF.

Piston
Dia.

SM-REF.



SM-REF.

VOLVO DIESEL

Eng. TD 122 ED
 Eng. TD 122 F
 Eng. TD FAQ
 Eng. TD 122 FBQ
 Eng. TD 122 FCQ
 Eng. TD 122 TH Euro 1
 Eng. TD 122 FL
 Eng. TD 122 KHD
 Eng. TD 122 KHE
 NL / F / FS Series 12
 F / FS Series 12
 L Series 180 K
 White GMC (USA)
 11977/12000 ccm
 209-396 kW (284-538 PS)

91-01
 87-94
 87-

130,18
 6

114,2
 -
 -2,6/-2,6
 -24,12
 175,2
 -
 MØ=79
 -

55
 x
 114

2,38
 3,16
 4,74

^{*NEW*}
795113-00-2
 914 Cr *
 911 IF Cr P
 947 EX Cr

^{*NEW*}
805120-00-1
 RT

130,18

-

-

Eng. TID 121 KG / P
 LG / P / KP/ B / LP/ B
 Industrial engine
 11979 ccm
 217-305 kW (295-415 PS)

88-

130,18
 6

3,50
 3,16
 4,74

795132-00-2
 914 Cr *
 911 IF Cr
 947 EX Cr

-

130,18

-

-

3,50
 3,16
 4,74

795148-00-2
 914 Cr *
 911 P
 947 EX Cr

-

130,18

-

-

2,38
 3,16
 4,74

795180-00-2
 910 Mo *
 911 IF Cr
 947 EX Cr

-

130,18

-

-

Eng. D 12 A 340
 Eng. D 12 A 370 / 380
 B12
 FH / FL 12-380
 FH 12-340
 Eng. D 12 A 415 / 420
 Euro 2
 B12
 Bus 7000
 FH / FL 12-380
 12100 ccm
 250-309 kW (340-420 PS)

95-
 93-98
 93-98
 95-
 99-

131,01
 6
 87,4
 -
 -19,7
 129,4
 MØ=86

55
 x
 107
 NB

4,00
 3,00
 4,00

795142-00-1
 914 IF Cr *
 911 IF U
 947 EX Cr

805140-00-1
 PSK











131,01

955133-1
 A=143,9
 L=276,4
 H=11,2
 C=159,6
 F=4,45

815140-2
92-5133-1
 1 x FP 2,40
 1 x FP 5,70
 2 x EP 5,70



MODEL / ENGINE

YEAR	 Dia. CYL	 KH GL  VT MT BU	 Ø x L		 SM-REF	 SM-REF.	 Piston Dia.	 SM-REF.	 SM-REF.
VOLVO DIESEL									
	131,01	87,4	55		795142-00-1	805141-00-1	131,01	955134-1	815141-2
FH 12-340	93-02	6	-	x	4,00	914 IF Cr *		A=144	
Eng. D 12 C 340				107	3,00	911 IF U	PSK	L=272,8	925133-1
B12	00-		-17,2		4,00	947 EX Cr		H=11,2	1 x FP 2,40
FH / FM 12-340	98-02		129,4					C=159,6	1 x FP 5,70
Eng. D 12 D 340			MØ=89					F=0,9	2 x EP 5,70
B12	01-								
FH / FM 12-340	01-								
Eng. DH 12 D 340									
Bus 9700	01-								
Eng. D 12 C 380									
FH 12-380	93-								
FM 12-380	98-02								
NH 12-380	99-								
Eng. DH 12 D 380									
B12 / FH / FM 12-380	01-								
B12R	12-								
Eng. D 12 C 420									
FH / FM 12-420	98-02								
NH 12-420	99-								
Eng. D 12 D 420 / 425									
B12 / FH / FM 12-420	01-								
B12R	12-								
Eng. D 12 C 460									
FH / FM 12-460	98-								
NH 12-460	99-								
Eng. D 12 D 460									
FH / FM 12-460	01-								
12100 ccm									
250-368 kW (340-500 PS)									
Euro 3									

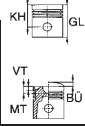


MODEL / ENGINE

YEAR



Dia.
CYL



VT
MT



Ø x L



SM-REF



SM-REF.



Piston
Dia.



SM-REF.



SM-REF.

VOLVO DIESEL

Eng. D 13 C 420/460

9700 / 9900
12800 ccm
309-338 kW (420-460 PS)

09-

131,00
6

3,50 914 IF Nit PVD S
2,50 911 IF Nit U S
3,00 947 EX Nit S

795161-00-1

-

131,00

-

-

Eng. D 13 A/B 400

Eng. D 13 C 420
Eng. D 13 K 420
FH-Serie 400/420
12800 ccm
294-309 kW (400-420 PS)

09-

Eng. D 13 A/B 440

Eng. D 13 B/D 440

FH-Serie 440
12800 ccm
324 kW (440 PS)

05-

Eng. D 13 C 460

Eng. D 13 K 460

FH-Serie 460
FMX-Serie 460
12800 ccm
338 kW (460 PS)

09-

Eng. D 13 A 480

FH-Serie 480
12800 ccm
353 kW (480 PS)

05-

Eng. D 13 B/C 500

FH-Serie 500

05-

Eng. D 13 B 500 / C 500

Eng. D 13 K 500

FM 500 Euro 5
12800 ccm
368 kW (500 PS)

09-

Eng. D 13 A 520

FH-Serie 520
12800 ccm
382 kW (520 PS)

05-

Eng. D 13 A 360

Eng. D 13 B 360

FM-Serie 360
12800 ccm
264 kW (360 PS)

05-

07-

Eng. D 13 A 400

Eng. D 13 B 400

FM-Serie 400
12800 ccm
294 kW (400 PS)











05-

07-

Eng. D 13 C 460

FM-Serie 460
12800 ccm
338 kW (460 PS)

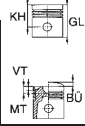
09-

 MODEL / ENGINE	YEAR	 Dia. CYL	 VT MT	 $\varnothing \times L$		 SM-REF	 SM-REF.	 Piston Dia.	 SM-REF.	 SM-REF.
<p align="center">YANMAR</p> <p>Eng. 3FT120T</p>		92,00 4			2,00 2,00 4,00	790023-00-3 913 Cr S 911 IF U P 947 EX Cr	-	92,00	-	-
<p align="center">WEICHAH</p> <p>Eng. WD 615</p>		126,00 6			3,45 3,00 4,00	790030-00-1 914 IF Cr P * 911 IF U Cr P 947 EX Cr P	-	126,00	-	-
<p align="center">ZETOR</p> <p>Eng. 2001 2011 / 2013 / 2017 2023 / 2511 1560 ccm 17-20,5 kW (23-28 PS)</p> <p>Eng. 3001 3011 / 3013 / 3016 / 3017 3045 / 3511 / 3516 2340 ccm 25-29,5 kW (34-40 PS)</p> <p>Eng. 4011 4011 / 4511 3120 ccm 32-35 kW (44-48 PS)</p> <p>Eng. 5501 5511 / 5516 / 5545 / 5547 5711 / 5718 / 5845 / 5748 4680 ccm 38-44 kW (51-60 PS)</p>	60-77 60-77 60-77 60-77	95,00 2 95,00 3 95,00 4 95,00 6			3,00 3,00 3,00 5,00	795810-00-1 910 Cr 911 P 931 P 947 EX P	-	95,00	-	-
<p>Eng. 2001 Tractor 5511 / 5516 / 5545 5547 / 5711 / 5718 / 5845 5748 1560 ccm</p> <p>Eng. 3001 2340 ccm</p> <p>Eng. 4001 3120 ccm</p> <p>Eng. 5501 4680 ccm 20,5-44 kW (28-60 PS)</p>		95,00 2 95,00 3 95,00 4 95,00 6			3,00 3,00 3,00 5,00 5,00	795804-00-1 910 Cr 911 P 931 P 947 EX 946 P	-	95,00	-	-



MODEL / ENGINE

YEAR

Dia.
CYLVT
MT

Ø x L



SM-REF



SM-REF.

Piston
Dia.

SM-REF.



SM-REF.

ZETOR**Eng. 4901 / 5201**4911 / 4945 / 5211 / 5245
2696 ccm
26-33 kW (35-45 PS)102,00
3

78-

3,00
3,00
3,00
5,00

795805-00-1

910 Cr
911 P
911 P
947 EX Cr

-

102,00

-

-

Eng. 6901 / 72016211 / 6911 / 6245 / 6945
7011 / 7045 / 7211 / 7245
3595 ccm
42-45,5 kW (57-62 PS)102,00
4**Eng. 5201**5211 / 5245
2696 ccm
26-34 kW (36-46 PS)102,00
3

86-

3,00
3,00
5,00

795807-00-1

910 Cr
911 P
947 EX Cr

-

102,00

-

-

Eng. 7201 / 77017211 / 7245 / 7711 / 7745
3595 / 3922 ccm
48-55 kW (65-75 PS)102,00
4**Eng. GM 01**8001 / 8401
3421 ccm
37,5-41 kW (51-56 PS)

69-

110,00
33,00
3,00
3,00
6,00

795802-00-1

910 Cr
911
930
947 EX Cr P

-

110,00

-

-

Eng. GZ 01 / 80018011 / 8045
4562 ccm
55-56 kW (75-76 PS)

69-

110,00
4**Eng. 8601**8611 / 12011 / 12045 / 12145
6842 ccm
84-87 kW (114-118 PS)

69-

110,00
6**Eng. 8401**Tractor 10045 / 16045
4562 ccm110,00
43,00
3,00
6,00

795803-00-2

910 Cr
911
947 EX Cr P

-

110,00

-

-

Eng. 86026842 ccm
53-110,5 kW (72,5-150 PS)110,00
6**Eng. 8401 / 8402**

4562 ccm

110,00
43,00
3,00
6,00

795806-00-1

914 Cr P *
911
947 EX Cr P

-

110,00

-

-

Eng. 8602 / 8701Tractor 8111 / 8145 / 9111
9145 / 10111 / 10145
12111 / 12145 / 14145
6842 ccm
59-116 kW (80-158 PS)110,00
6

**Vergleichsnummern Liste
Mahle - SM**

**Cross reference list
Mahle - SM**

**Liste d'équivalences
Mahle - SM**

**Lista de intercambios
Mahle - SM**

**VERGLEICHNUMMERN
CROSS-REFERENCE
MAHLE - SM**

Mahle cross ref.	SM Ref.:	Product Category	Manufacturer Type	Bore dia.
0010100	801071-00-1	Piston	Mercedes Benz / Ssang Yong	89,00 mm
0010101	801071-50-1	Piston	Mercedes Benz / Ssang Yong	89,50 mm
00101G0	791016-00-5	Piston ring set	Mercedes Benz / Ssang Yong 5 Cyl.	89,00 mm
00101G0	791059-00-1	Piston ring set	Mercedes Benz / Ssang Yong 1 Cyl.	89,00 mm
00101G0	791059-00-4	Piston ring set	Mercedes Benz / Ssang Yong 4 Cyl.	89,00 mm
00101G1	791016-50-5	Piston ring set	Mercedes Benz / Ssang Yong 5 Cyl.	89,50 mm
00101G1	791059-50-1	Piston ring set	Mercedes Benz / Ssang Yong 1 Cyl.	89,50 mm
00101G1	791059-50-4	Piston ring set	Mercedes Benz / Ssang Yong 4 Cyl.	89,50 mm
00101N0	791016-00-5	Piston ring set	Mercedes Benz / Ssang Yong 5 Cyl.	89,00 mm
00101N0	791059-00-1	Piston ring set	Mercedes Benz / Ssang Yong 1 Cyl.	89,00 mm
00101N0	791059-00-4	Piston ring set	Mercedes Benz / Ssang Yong 4 Cyl.	89,00 mm
00101N2	791016-50-5	Piston ring set	Mercedes Benz / Ssang Yong 5 Cyl.	89,50 mm
00101N2	791059-50-1	Piston ring set	Mercedes Benz / Ssang Yong 1 Cyl.	89,50 mm
00101N2	791059-50-4	Piston ring set	Mercedes Benz / Ssang Yong 4 Cyl.	89,50 mm
00101V0	791016-00-5	Piston ring set	Mercedes Benz / Ssang Yong 5 Cyl.	89,00 mm
00101V0	791059-00-1	Piston ring set	Mercedes Benz / Ssang Yong 1 Cyl.	89,00 mm
00101V0	791059-00-4	Piston ring set	Mercedes Benz / Ssang Yong 4 Cyl.	89,00 mm
00101V2	791016-50-5	Piston ring set	Mercedes Benz / Ssang Yong 5 Cyl.	89,50 mm
00101V2	791059-50-1	Piston ring set	Mercedes Benz / Ssang Yong 1 Cyl.	89,50 mm
00101V2	791059-50-4	Piston ring set	Mercedes Benz / Ssang Yong 4 Cyl.	89,50 mm
0010400	801019-00-1	Piston	Mercedes Benz	89,00 mm
0010401	801019-50-1	Piston	Mercedes Benz	89,50 mm
0010800	801097-00-1	Piston	Mercedes Benz	128,00 mm
0010900	801040-00-1	Piston	Mercedes Benz	89,91 mm
0010901	801040-25-1	Piston	Mercedes Benz	90,16 mm
0011000	801041-00-1	Piston	Mercedes Benz	89,91 mm
0011001	801041-25-1	Piston	Mercedes Benz	90,16 mm
0011002	801041-50-1	Piston	Mercedes Benz	90,41 mm
00112N0	791073-00-6	Piston ring set	Mercedes Benz 6 Cyl.	83,20 mm
00112N0	791073-00-6	Piston ring set	Mercedes Benz 6 Cyl.	83,20 mm
00114N0	791050-00-6	Piston ring set	Mercedes Benz 6 Cyl.	89,90 mm
00114N0	791065-00-4	Piston ring set	Mercedes Benz / Ssang Yong 4 Cyl.	89,90 mm
0012300	801093-00-1	Piston	Mercedes Benz	130,00 mm
0012390	811093-2	Assembly	Mercedes Benz	130,00 mm
00123V0	791090-00-1	Piston ring set	Mercedes Benz 1 Cyl.	130,00 mm
00124N0	791084-00-4	Piston ring set	Mercedes Benz 4 Cyl.	80,00 mm
0012900	801063-00-1	Piston	Mercedes Benz	75,00 mm
0012901	801063-50-1	Piston	Mercedes Benz	75,50 mm
0012903	801063-10-1	Piston	Mercedes Benz	76,00 mm
0012904	801063-15-1	Piston	Mercedes Benz	76,50 mm
00135N0	791033-00-1	Piston ring set	Mercedes Benz / FAP-Famos 1 Cyl.	128,00 mm
00135N0	791270-00-1	Piston ring set	Mercedes Benz 1 Cyl.	128,00 mm
00136N0	791077-00-4	Piston ring set	Mercedes Benz 4 Cyl.	88,00 mm
00136N0	791089-00-1	Piston ring set	Mercedes Benz 1 Cyl.	88,00 mm
00136N0	791275-00-1	Piston ring set	Mercedes Benz 1 Cyl.	88,00 mm
00136N2	791089-50-1	Piston ring set	Mercedes Benz 1 Cyl.	88,50 mm
0014000	801028-00-1	Piston	Mercedes Benz	89,90 mm
0014000	801090-00-1	Piston	Mercedes Benz	89,91 mm
0014001	801028-25-1	Piston	Mercedes Benz	90,15 mm
0014002	801028-50-1	Piston	Mercedes Benz	90,40 mm
00140N0	791050-00-6	Piston ring set	Mercedes Benz 6 Cyl.	89,90 mm
00140N0	791065-00-4	Piston ring set	Mercedes Benz / Ssang Yong 4 Cyl.	89,90 mm
00140V0	791050-00-6	Piston ring set	Mercedes Benz 6 Cyl.	89,90 mm
00140V0	791065-00-4	Piston ring set	Mercedes Benz / Ssang Yong 4 Cyl.	89,90 mm
00182N0	791005-00-4	Piston ring set	Mercedes Benz 4 Cyl.	87,00 mm
00183N0	791005-00-4	Piston ring set	Mercedes Benz 4 Cyl.	87,00 mm
0018600	801036-00-1	Piston	Mercedes Benz	87,00 mm
0018602	801036-50-1	Piston	Mercedes Benz	87,50 mm
0018603	801036-10-1	Piston	Mercedes Benz	88,00 mm
00187N0	791010-00-4	Piston ring set	Mercedes Benz 4 Cyl.	87,00 mm
00187N2	791010-50-4	Piston ring set	Mercedes Benz 4 Cyl.	87,50 mm
00187V0	791010-00-4	Piston ring set	Mercedes Benz 4 Cyl.	87,00 mm
00187V2	791010-50-4	Piston ring set	Mercedes Benz 4 Cyl.	87,50 mm

**VERGLEICHSNUMMERN
CROSS-REFERENCE
MAHLE - SM**

Mahle cross ref.	SM Ref.:	Product Category	Manufacturer Type	Bore dia.
00192N0	791009-00-4	Piston ring set	Mercedes Benz / Seat 4 Cyl.	87,00 mm
00192N2	791009-50-4	Piston ring set	Mercedes Benz 4 Cyl.	87,50 mm
001RS001110N0	791277-00-4	Piston ring set	Mercedes Benz 4 Cyl.	83,00 mm
001RS001360N0	791285-00-1	Piston ring set	Mercedes Benz 1 Cyl.	130,00 mm
001RS001630N0	791272-00-4	Piston ring set	Mercedes Benz 4 Cyl.	82,00 mm
001WN21	951064-1	Cylinder liner	Mercedes Benz	128,00 mm
001WN21	951064-2	Cylinder liner with seal set	Mercedes Benz	128,00 mm
001WV01	951025-4	Cylinder liner	Mercedes Benz	semi
001WV03	951026-4	Cylinder liner	Mercedes Benz	semi
001WV04	951061-4	Cylinder liner	Mercedes Benz	semi
001WV06	951063-4	Cylinder liner	Mercedes Benz	semi
001WV09	951040-4	Cylinder liner	Mercedes Benz	semi
00203N0	791053-00-6	Piston ring set	Mercedes Benz 6 Cyl.	82,90 mm
00203N1	791053-50-6	Piston ring set	Mercedes Benz 6 Cyl.	83,40 mm
00204N0	791053-00-6	Piston ring set	Mercedes Benz 6 Cyl.	82,90 mm
00204N1	793839-50-4	Piston ring set	Renault / Nissan 4 Cyl.	69,50 mm
00204N1	791053-50-6	Piston ring set	Mercedes Benz 6 Cyl.	83,40 mm
0020500	801020-00-1	Piston	Mercedes Benz	87,00 mm
0020501	801020-50-1	Piston	Mercedes Benz	87,50 mm
0020502	801020-10-1	Piston	Mercedes Benz	88,00 mm
0020600	801026-00-1	Piston	Mercedes Benz	87,00 mm
0020602	801026-50-1	Piston	Mercedes Benz	87,50 mm
00208N0	791035-00-4	Piston ring set	Mercedes Benz 4 Cyl.	87,00 mm
00208N0	791036-00-5	Piston ring set	Mercedes Benz 5 Cyl.	87,00 mm
00208N1	791035-50-4	Piston ring set	Mercedes Benz 4 Cyl.	87,50 mm
00208N1	791036-50-5	Piston ring set	Mercedes Benz 5 Cyl.	87,50 mm
0021400	801023-00-1	Piston	Mercedes Benz	89,00 mm
0021401	801023-50-1	Piston	Mercedes Benz	89,50 mm
0021511	801023-50-1	Piston	Mercedes Benz	89,50 mm
0021512	801023-10-1	Piston	Mercedes Benz	90,00 mm
00215N0	791038-00-4	Piston ring set	Mercedes Benz 4 Cyl.	89,00 mm
00215N1	791038-50-4	Piston ring set	Mercedes Benz 4 Cyl.	89,50 mm
00215N2	791038-10-4	Piston ring set	Mercedes Benz 4 Cyl.	90,00 mm
0021600	801082-00-1	Piston	Mercedes Benz	89,00 mm
0021720	801024-00-1	Piston	Mercedes Benz	89,00 mm
0021721	801024-50-1	Piston	Mercedes Benz	89,50 mm
0021800	801081-00-1	Piston	Mercedes Benz	89,00 mm
0021900	801013-00-1	Piston	Mercedes Benz	88,50 mm
0021901	801013-50-1	Piston	Mercedes Benz	89,00 mm
00219G0	791049-00-6	Piston ring set	Mercedes Benz 6 Cyl.	88,50 mm
00219N0	791049-00-6	Piston ring set	Mercedes Benz 6 Cyl.	88,50 mm
00219N1	791049-50-6	Piston ring set	Mercedes Benz 6 Cyl.	89,00 mm
00219V0	791049-00-6	Piston ring set	Mercedes Benz 6 Cyl.	88,50 mm
00219V1	791049-50-6	Piston ring set	Mercedes Benz 6 Cyl.	89,00 mm
0022300	801042-00-1	Piston	Mercedes Benz	87,00 mm
0022302	801042-50-1	Piston	Mercedes Benz	87,50 mm
00223N0	791048-00-1	Piston ring set	Mercedes Benz 1 Cyl.	87,00 mm
00223N2	791048-50-1	Piston ring set	Mercedes Benz 1 Cyl.	87,50 mm
0022400	801070-00-1	Piston	Mercedes Benz / Ssang Yong	89,00 mm
0022401	801070-70-1	Piston	Mercedes Benz / Ssang Yong	89,70 mm
0022402	801070-50-1	Piston	Mercedes Benz / Ssang Yong	89,50 mm
00224N0	791016-00-5	Piston ring set	Mercedes Benz / Ssang Yong 5 Cyl.	89,00 mm
00224N0	791059-00-1	Piston ring set	Mercedes Benz / Ssang Yong 1 Cyl.	89,00 mm
00224N0	791059-00-4	Piston ring set	Mercedes Benz / Ssang Yong 4 Cyl.	89,00 mm
00224N2	791016-50-5	Piston ring set	Mercedes Benz / Ssang Yong 5 Cyl.	89,50 mm
00224N2	791059-50-1	Piston ring set	Mercedes Benz / Ssang Yong 1 Cyl.	89,50 mm
00224N2	791059-50-4	Piston ring set	Mercedes Benz / Ssang Yong 4 Cyl.	89,50 mm
0022500	801025-00-1	Piston	Mercedes Benz	89,00 mm
0022501	801025-50-1	Piston	Mercedes Benz	89,50 mm
0022502	801025-10-1	Piston	Mercedes Benz	90,00 mm
00225N0	791038-00-4	Piston ring set	Mercedes Benz 4 Cyl.	89,00 mm
00225N1	791038-50-4	Piston ring set	Mercedes Benz 4 Cyl.	89,50 mm
00225N2	791038-10-4	Piston ring set	Mercedes Benz 4 Cyl.	90,00 mm

**VERGLEICHSNUMMERN
CROSS-REFERENCE
MAHLE - SM**

Mahle cross ref.	SM Ref.:	Product Category	Manufacturer Type	Bore dia.
0022800	801022-00-1	Piston	Mercedes Benz	89,00 mm
0022801	801022-50-1	Piston	Mercedes Benz	89,50 mm
0022802	801022-10-1	Piston	Mercedes Benz	90,00 mm
0024400	801027-00-1	Piston	Mercedes Benz	90,90 mm
0024402	801027-50-1	Piston	Mercedes Benz	91,50 mm
0024403	801027-70-1	Piston	Mercedes Benz	91,70 mm
0024800	801074-00-1	Piston	Mercedes Benz	91,00 mm
0024900	801061-00-1	Piston	Mercedes Benz	90,90 mm
0024902	801061-50-1	Piston	Mercedes Benz	91,50 mm
0024903	801061-70-1	Piston	Mercedes Benz	91,70 mm
00249G0	791025-00-4	Piston ring set	Mercedes Benz 4 Cyl.	90,90 mm
00249G0	791026-00-5	Piston ring set	Mercedes Benz 5 Cyl.	90,90 mm
00249G1	791013-00-1	Piston ring set	Mercedes Benz 1 Cyl.	91,00 mm
00249G1	791013-00-4	Piston ring set	Mercedes Benz 4 Cyl.	91,00 mm
00249G1	791027-00-5	Piston ring set	Mercedes Benz 5 Cyl.	91,00 mm
00249G3	791013-50-1	Piston ring set	Mercedes Benz 1 Cyl.	91,50 mm
00249G3	791013-50-4	Piston ring set	Mercedes Benz 4 Cyl.	91,50 mm
00249G3	791025-50-4	Piston ring set	Mercedes Benz 4 Cyl.	91,50 mm
00249G3	791026-50-5	Piston ring set	Mercedes Benz 5 Cyl.	91,50 mm
00249N0	791025-00-4	Piston ring set	Mercedes Benz 4 Cyl.	90,90 mm
00249N0	791026-00-5	Piston ring set	Mercedes Benz 5 Cyl.	90,90 mm
00249N1	791013-00-1	Piston ring set	Mercedes Benz 1 Cyl.	91,00 mm
00249N1	791013-00-4	Piston ring set	Mercedes Benz 4 Cyl.	91,00 mm
00249N1	791027-00-5	Piston ring set	Mercedes Benz 5 Cyl.	91,00 mm
00249N3	791013-50-1	Piston ring set	Mercedes Benz 1 Cyl.	91,50 mm
00249N3	791013-50-4	Piston ring set	Mercedes Benz 4 Cyl.	91,50 mm
00249N3	791013-50-4	Piston ring set	Mercedes Benz 4 Cyl.	91,50 mm
00249N3	791025-50-4	Piston ring set	Mercedes Benz 4 Cyl.	91,50 mm
00249N3	791026-50-5	Piston ring set	Mercedes Benz 5 Cyl.	91,50 mm
00249V0	791025-00-4	Piston ring set	Mercedes Benz 4 Cyl.	90,90 mm
00249V0	791026-00-5	Piston ring set	Mercedes Benz 5 Cyl.	90,90 mm
00249V1	791013-00-1	Piston ring set	Mercedes Benz 1 Cyl.	91,00 mm
00249V1	791013-00-4	Piston ring set	Mercedes Benz 4 Cyl.	91,00 mm
00249V1	791027-00-5	Piston ring set	Mercedes Benz 5 Cyl.	91,00 mm
00249V3	791013-50-1	Piston ring set	Mercedes Benz 1 Cyl.	91,50 mm
00249V3	791013-50-4	Piston ring set	Mercedes Benz 4 Cyl.	91,50 mm
00249V3	791025-50-4	Piston ring set	Mercedes Benz 4 Cyl.	91,50 mm
00249V3	791026-50-5	Piston ring set	Mercedes Benz 5 Cyl.	91,50 mm
00256N0	791056-00-4	Piston ring set	Mercedes Benz 4 Cyl.	92,00 mm
0026400	801010-00-1	Piston	Kompressor / Mercedes Benz	94,00 mm
0026490	811010-1	Assembly	Kompressor / Mercedes Benz	94,00 mm
00264N0	791043-00-1	Piston ring set	Mercedes Benz 1 Cyl.	94,00 mm
00274N0	791094-00-4	Piston ring set	Mercedes Benz 4 Cyl.	95,50 mm
00274N1	791094-50-4	Piston ring set	Mercedes Benz 4 Cyl.	96,00 mm
00277N0	791040-00-4	Piston ring set	Mercedes Benz 4 Cyl.	95,50 mm
00277N1	791040-50-4	Piston ring set	Mercedes Benz 4 Cyl.	96,00 mm
00277N2	791040-10-4	Piston ring set	Mercedes Benz 4 Cyl.	96,50 mm
0027900	801066-00-1	Piston	Mercedes Benz	97,50 mm
0027910	801066-50-1	Piston	Mercedes Benz	98,00 mm
0028000	801078-00-1	Piston	Mercedes Benz	97,50 mm
0028001	801078-50-1	Piston	Mercedes Benz	98,00 mm
00280N0	791044-00-1	Piston ring set	Mercedes Benz / FAP-Famos 1 Cyl.	97,50 mm
00280N1	791044-50-1	Piston ring set	Mercedes Benz 1 Cyl.	98,00 mm
00280V0	791044-00-1	Piston ring set	Mercedes Benz / FAP-Famos 1 Cyl.	97,50 mm
00280V1	791044-50-1	Piston ring set	Mercedes Benz 1 Cyl.	98,00 mm
0028100	801076-00-1	Piston	Mercedes Benz	97,50 mm
0029300	801073-00-1	Piston	Mercedes Benz	87,00 mm
0029302	801073-50-1	Piston	Mercedes Benz	87,50 mm
0029310	801051-00-1	Piston	Mercedes Benz	87,00 mm
0029312	801051-50-1	Piston	Mercedes Benz	87,50 mm
00293N0	791048-00-1	Piston ring set	Mercedes Benz 1 Cyl.	87,00 mm
00293N2	791048-50-1	Piston ring set	Mercedes Benz 1 Cyl.	87,50 mm
0029600	801091-00-1	Piston	Mercedes Benz	89,90 mm

**VERGLEICHSNUMMERN
CROSS-REFERENCE
MAHLE - SM**

Mahle cross ref.	SM Ref.:	Product Category	Manufacturer Type	Bore dia.
0029601	801091-25-1	Piston	Mercedes Benz	90,15 mm
0029602	801091-50-1	Piston	Mercedes Benz	90,40 mm
0029800	801068-00-1	Piston	Mercedes Benz	97,50 mm
00298N0	791044-00-1	Piston ring set	Mercedes Benz / FAP-Famos 1 Cyl.	97,50 mm
00298N1	791044-50-1	Piston ring set	Mercedes Benz 1 Cyl.	98,00 mm
0029900	801069-00-1	Piston	Mercedes Benz	97,50 mm
002WR05	951010-1	Cylinder liner	Kompressor / Mercedes Benz	94,00 mm
002WV04	951070-4	Cylinder liner	Mercedes Benz	semi
002WV06	951022-4	Cylinder liner	Mercedes Benz	semi
0030600	801029-00-1	Piston	Mercedes Benz	89,91 mm
0030601	801029-25-1	Piston	Mercedes Benz	90,16 mm
0030602	801029-50-1	Piston	Mercedes Benz	90,41 mm
0030700	801090-00-1	Piston	Mercedes Benz	89,91 mm
0030701	801090-25-1	Piston	Mercedes Benz	90,16 mm
0030702	801090-50-1	Piston	Mercedes Benz	90,41 mm
0031500	801098-00-1	Piston	Mercedes Benz	80,00 mm
00315N0	791071-00-4	Piston ring set	Mercedes Benz 4 Cyl.	80,00 mm
00315V0	791071-00-4	Piston ring set	Mercedes Benz 4 Cyl.	80,00 mm
0031600	801077-00-1	Piston	Mercedes Benz	102,00 mm
00316N0	791083-00-1	Piston ring set	Mercedes Benz 1 Cyl.	102,00 mm
00316V0	791083-00-1	Piston ring set	Mercedes Benz 1 Cyl.	102,00 mm
00322N0	791079-00-4	Piston ring set	Mercedes Benz 4 Cyl.	84,00 mm
0032392	811097-2	Assembly	Mercedes Benz	130,00 mm
0033600	801056-00-1	Piston	Mercedes Benz	125,00 mm
0033693	811056-2	Assembly	Mercedes Benz	125,00 mm
00337N0	791087-00-2	Piston ring set	Mercedes Benz 2 Cyl.	125,00 mm
0034000	801058-00-1	Piston	Mercedes Benz	125,00 mm
0034093	811058-2	Assembly	Mercedes Benz	125,00 mm
00340V0	791230-00-1	Piston ring set	Mercedes Benz 1 Cyl.	125,00 mm
0034200	801045-00-1	Piston	Mercedes Benz	125,00 mm
0034290	811083-2	Assembly	Mercedes Benz	125,00 mm
0034293	811045-2	Assembly	Mercedes Benz	125,00 mm
0034293	811083-2	Assembly	Mercedes Benz	125,00 mm
0034296	811045-2	Assembly	Mercedes Benz	125,00 mm
0034500	801044-00-1	Piston	Mercedes Benz	125,00 mm
0034593	811044-2	Assembly	Mercedes Benz	125,00 mm
00345G0	791019-00-1	Piston ring set	Mercedes Benz 1 Cyl.	125,00 mm
00345N0	791019-00-1	Piston ring set	Mercedes Benz 1 Cyl.	125,00 mm
00345V0	791019-00-1	Piston ring set	Mercedes Benz 1 Cyl.	125,00 mm
0035400	801035-00-1	Piston	Mercedes Benz	128,00 mm
0035412	801035-50-1	Piston	Mercedes Benz	128,50 mm
0035413	801035-10-1	Piston	Mercedes Benz	129,00 mm
00354G0	791020-00-1	Piston ring set	Mercedes Benz 1 Cyl.	128,00 mm
00354G2	791020-50-1	Piston ring set	Mercedes Benz 1 Cyl.	128,50 mm
00354G3	791020-10-1	Piston ring set	Mercedes Benz 1 Cyl.	129,00 mm
00354N0	791020-00-1	Piston ring set	Mercedes Benz 1 Cyl.	128,00 mm
00354N2	791020-50-1	Piston ring set	Mercedes Benz 1 Cyl.	128,50 mm
00354N3	791020-10-1	Piston ring set	Mercedes Benz 1 Cyl.	129,00 mm
00354V0	791020-00-1	Piston ring set	Mercedes Benz 1 Cyl.	128,00 mm
00354V0	791020-00-1	Piston ring set	Mercedes Benz 1 Cyl.	128,00 mm
00354V2	791020-50-1	Piston ring set	Mercedes Benz 1 Cyl.	128,50 mm
00354V3	791020-10-1	Piston ring set	Mercedes Benz 1 Cyl.	129,00 mm
0036200	801057-00-1	Piston	Mercedes Benz	125,00 mm
0036290	811057-2	Assembly	Mercedes Benz	125,00 mm
00362N0	791070-00-1	Piston ring set	Mercedes Benz 1 Cyl.	125,00 mm
00362V0	791022-00-1	Piston ring set	Mercedes Benz 1 Cyl.	125,00 mm
0036400	801092-00-1	Piston	Mercedes Benz	128,00 mm
0036490	811092-2	Assembly	Mercedes Benz	128,00 mm
0036493	811092-2	Assembly	Mercedes Benz	128,00 mm
0036500	801049-00-1	Piston	Mercedes Benz	128,00 mm
0036511	801049-50-1	Piston	Mercedes Benz	128,50 mm
0036512	801049-10-1	Piston	Mercedes Benz	129,00 mm
0036610	801046-00-1	Piston	Mercedes Benz	128,00 mm

**VERGLEICHNUMMERN
CROSS-REFERENCE
MAHLE - SM**

Mahle cross ref.	SM Ref.:	Product Category	Manufacturer Type	Bore dia.
0036680	811046-2	Assembly	Mercedes Benz	128,00 mm
0036683	811084-2	Assembly	Mercedes Benz	128,00 mm
0036690	811046-2	Assembly	Mercedes Benz	128,00 mm
0036693	811046-2	Assembly	Mercedes Benz	128,00 mm
00366V0	791062-00-1	Piston ring set	Mercedes Benz 1 Cyl.	128,00 mm
0036700	801047-00-1	Piston	Mercedes Benz	128,00 mm
0036793	811085-2	Assembly	Mercedes Benz	128,00 mm
0036795	811047-2	Assembly	Mercedes Benz	128,00 mm
0037490	811086-2	Assembly	Mercedes Benz	128,00 mm
0037600	801048-00-1	Piston	Mercedes Benz	128,00 mm
0037690	811086-2	Assembly	Mercedes Benz	128,00 mm
0037693	811048-2	Assembly	Mercedes Benz	128,00 mm
00376N0	791033-00-1	Piston ring set	Mercedes Benz / FAP-Famos 1 Cyl.	128,00 mm
00376V0	791062-00-1	Piston ring set	Mercedes Benz 1 Cyl.	128,00 mm
0037700	801052-00-1	Piston	Mercedes Benz	128,00 mm
0037790	811087-2	Assembly	Mercedes Benz	128,00 mm
0037793	811052-2	Assembly	Mercedes Benz	128,00 mm
0037800	801062-00-1	Piston	Mercedes Benz	130,00 mm
0037890	811062-2	Assembly	Mercedes Benz	130,00 mm
00378N0	791060-00-1	Piston ring set	Mercedes Benz 1 Cyl.	130,00 mm
0037LW00102001	955161-2	Cylinder liner with seal set	Volvo / Renault	131,00 mm
0038000	801050-00-1	Piston	Mercedes Benz	128,00 mm
0038500	801094-00-1	Piston	Mercedes Benz	128,00 mm
0038590	811094-2	Assembly	Mercedes Benz	128,00 mm
0038600	801095-00-1	Piston	Mercedes Benz	128,00 mm
0038690	811095-2	Assembly	Mercedes Benz	128,00 mm
0038900	801096-00-1	Piston	Mercedes Benz	130,00 mm
0038990	811096-2	Assembly	Mercedes Benz	130,00 mm
0039000	801054-00-1	Piston	Mercedes Benz	128,00 mm
0039090	811054-2	Assembly	Mercedes Benz	128,00 mm
0039100	801052-00-1	Piston	Mercedes Benz	128,00 mm
0039190	811052-2	Assembly	Mercedes Benz	128,00 mm
0039200	801053-00-1	Piston	Mercedes Benz	128,00 mm
0039290	811053-2	Assembly	Mercedes Benz	128,00 mm
0039300	801050-00-1	Piston	Mercedes Benz	128,00 mm
0039390	811050-2	Assembly	Mercedes Benz	128,00 mm
0039400	801083-00-1	Piston	Smart 599 ccm	63,50 mm
0039401	801083-25-1	Piston	Smart 599 ccm	63,75 mm
0039402	801083-50-1	Piston	Smart 599 ccm	64,00 mm
00394N0	791081-00-3	Piston ring set	Mercedes Benz / Smart 3 Cyl.	63,50 mm
00394N1	791081-25-3	Piston ring set	Mercedes Benz / Smart 3 Cyl.	63,75 mm
00394N2	791081-50-3	Piston ring set	Mercedes Benz / Smart 3 Cyl.	64,00 mm
0039700	801080-00-1	Piston	Mercedes Benz	102,00 mm
0039800	801089-00-1	Piston	Mercedes Benz	102,00 mm
0039900	801084-00-1	Piston	Smart 698 ccm	66,50 mm
0039901	801084-25-1	Piston	Smart 698 ccm	66,75 mm
0039902	801084-50-1	Piston	Smart 698 ccm	67,00 mm
00399N0	791251-00-3	Piston ring set	Mercedes Benz / Smart 3 Cyl.	66,50 mm
00399N1	791251-25-3	Piston ring set	Mercedes Benz / Smart 3 Cyl.	66,75 mm
00399N2	791251-50-3	Piston ring set	Mercedes Benz / Smart 3 Cyl.	67,00 mm
003WN14	951043-1	Cylinder liner	Mercedes Benz	125,00 mm
003WN14	951043-2	Cylinder liner with seal set	Mercedes Benz	125,00 mm
003WN15	951046-1	Cylinder liner	Mercedes Benz	128,00 mm
003WN15	951046-2	Cylinder liner with seal set	Mercedes Benz	128,00 mm
003WN16	951056-1	Cylinder liner	Mercedes Benz	125,00 mm
003WN16	951056-2	Cylinder liner with seal set	Mercedes Benz	125,00 mm
003WN23	951062-1	Cylinder liner	Mercedes Benz	130,00 mm
003WN23	951062-2	Cylinder liner with seal set	Mercedes Benz	130,00 mm
003WN24	951045-1	Cylinder liner	Mercedes Benz	125,00 mm
003WN24	951045-2	Cylinder liner with seal set	Mercedes Benz	125,00 mm
003WN25	951044-1	Cylinder liner	Mercedes Benz	128,00 mm
003WN25	951044-2	Cylinder liner with seal set	Mercedes Benz	128,00 mm
003WN2501	951044-2	Cylinder liner with seal set	Mercedes Benz	128,00 mm

**VERGLEICHNUMMERN
CROSS-REFERENCE
MAHLE - SM**

Mahle cross ref.	SM Ref.:	Product Category	Manufacturer Type	Bore dia.
003WN26	951092-1	Cylinder liner	Mercedes Benz	128,00 mm
003WN26	951092-2	Cylinder liner with seal set	Mercedes Benz	128,00 mm
003WN30	951093-1	Cylinder liner	Mercedes Benz	130,00 mm
003WN31	951095-1	Cylinder liner	Mercedes Benz	130,00 mm
003WN31	951095-2	Cylinder liner with seal set	Mercedes Benz	130,00 mm
003WN32	951094-1	Cylinder Liner	Mercedes Benz	130,00 mm
003WN32	951094-2	Cylinder liner with seal set	Mercedes Benz	130,00 mm
003WN35	951048-1	Cylinder liner	Mercedes Benz	128,00 mm
003WN37	951095-1	Cylinder liner	Mercedes Benz	130,00 mm
003WN37	951095-2	Cylinder liner with seal set	Mercedes Benz	130,00 mm
003WN3701	951095-2	Cylinder liner with seal set	Mercedes Benz	130,00 mm
003WN38	951094-1	Cylinder Liner	Mercedes Benz	130,00 mm
003WN38	951094-2	Cylinder liner with seal set	Mercedes Benz	130,00 mm
003WV09	951035-1	Cylinder liner	Mercedes Benz	semi
00406N0	791098-00-4	Piston ring set	Mercedes Benz 4 Cyl.	82,00 mm
00409V0	791270-00-1	Piston ring set	Mercedes Benz 1 Cyl.	128,00 mm
00411N0	791001-00-1	Piston ring set	Mercedes Benz 1 Cyl.	77,00 mm
0041300	801039-00-1	Piston	Mercedes Benz	100,00 mm
0041390	811039-1	Assembly	Mercedes Benz / MAN	100,00 mm
00413N0	795428-00-1	Piston ring set	Air Compressor 1 Cyl.	100,00 mm
00413V0	795428-00-1	Piston ring set	Air Compressor 1 Cyl.	100,00 mm
00414N0	791042-00-1	Piston ring set	Mercedes Benz 1 Cyl.	90,00 mm
00414N0	791047-00-1	Piston ring set	Mercedes Benz 1 Cyl.	90,00 mm
00414V0	791042-00-1	Piston ring set	Mercedes Benz 1 Cyl.	90,00 mm
00414V0	791047-00-1	Piston ring set	Mercedes Benz 1 Cyl.	90,00 mm
00414V1	791042-50-1	Piston ring set	Air Compressor 1 Cyl.	90,50 mm
00414V1	791047-50-1	Piston ring set	Mercedes Benz 1 Cyl.	90,50 mm
00414V2	791042-10-1	Piston ring set	Air Compressor 1 Cyl.	91,00 mm
00414V2	791047-10-1	Piston ring set	Mercedes Benz 1 Cyl.	91,00 mm
0041500	801037-00-1	Piston	Mercedes Benz	90,00 mm
0041590	811037-1	Assembly	Mercedes Benz / MAN	90,00 mm
0041592	811038-1	Assembly	Mercedes Benz / MAN	90,00 mm
00415N0	795403-00-1	Piston ring set	Westinghouse 1 Cyl.	90,00 mm
0042600	801039-00-1	Piston	Mercedes Benz	100,00 mm
0042600	801043-00-1	Piston	Kompressor / MAN / Mercedes Benz	100,00 mm
0042690	811039-1	Assembly	Mercedes Benz / MAN	100,00 mm
0042692	811090-1	Assembly	Kompressor MAN / Mercedes Benz	100,00 mm
0042695	811091-1	Assembly	Kompressor MAN / Mercedes Benz	100,00 mm
00426N0	795429-00-1	Piston ring set	Air Compressor 1 Cyl.	100,00 mm
0044502	801032-00-1	Piston	Mercedes Benz	98,00 mm
0044503	801032-50-1	Piston	Mercedes Benz	98,50 mm
0044510	801031-00-1	Piston	Mercedes Benz	97,00 mm
0044511	801031-50-1	Piston	Mercedes Benz	97,50 mm
00445G0	791017-00-1	Piston ring set	Mercedes Benz / FAP-Famos 1 Cyl.	97,00 mm
00445G1	791017-50-1	Piston ring set	Mercedes Benz / FAP-Famos 1 Cyl.	97,50 mm
00445G2	791017-10-1	Piston ring set	Mercedes Benz / FAP-Famos 1 Cyl.	98,00 mm
00445N0	791017-00-1	Piston ring set	Mercedes Benz / FAP-Famos 1 Cyl.	97,00 mm
00445N1	791017-50-1	Piston ring set	Mercedes Benz / FAP-Famos 1 Cyl.	97,50 mm
00445N2	791017-10-1	Piston ring set	Mercedes Benz / FAP-Famos 1 Cyl.	98,00 mm
00445V0	791017-00-1	Piston ring set	Mercedes Benz / FAP-Famos 1 Cyl.	97,00 mm
00445V2	791017-10-1	Piston ring set	Mercedes Benz / FAP-Famos 1 Cyl.	98,00 mm
0045000	801072-00-1	Piston	Mercedes Benz	97,00 mm
0045001	801072-50-1	Piston	Mercedes Benz	97,50 mm
0045002	801072-10-1	Piston	Mercedes Benz	98,00 mm
00450N0	791031-00-1	Piston ring set	Mercedes Benz / FAP-Famos 1 Cyl.	97,00 mm
00450N0	791086-00-2	Piston ring set	Mercedes Benz 2 Cyl.	97,00 mm
00450V0	791031-00-1	Piston ring set	Mercedes Benz / FAP-Famos 1 Cyl.	97,00 mm
00450V0	791086-00-2	Piston ring set	Mercedes Benz 2 Cyl.	97,00 mm
00450V1	791031-50-1	Piston ring set	Mercedes Benz 1 Cyl.	97,50 mm
00450V1	791044-00-1	Piston ring set	Mercedes Benz / FAP-Famos 1 Cyl.	97,50 mm
00450V2	791031-10-1	Piston ring set	Mercedes Benz 1 Cyl.	98,00 mm
00450V2	791044-50-1	Piston ring set	Mercedes Benz 1 Cyl.	98,00 mm
0045100	801075-00-1	Piston	Mercedes Benz	97,00 mm

**VERGLEICHSNUMMERN
CROSS-REFERENCE
MAHLE - SM**

Mahle cross ref.	SM Ref.:	Product Category	Manufacturer Type	Bore dia.
0045101	801033-50-1	Piston	Mercedes Benz	97,50 mm
0045101	801075-50-1	Piston	Mercedes Benz	97,50 mm
0045102	801033-10-1	Piston	Mercedes Benz	98,00 mm
0045102	801075-10-1	Piston	Mercedes Benz	98,00 mm
00451N0	791030-00-1	Piston ring set	Mercedes Benz / FAP-Famos 1 Cyl.	97,00 mm
00451N1	791030-50-1	Piston ring set	Mercedes Benz 1 Cyl.	97,50 mm
00451N2	791030-10-1	Piston ring set	Mercedes Benz 1 Cyl.	98,00 mm
0045400	801033-00-1	Piston	Mercedes Benz	97,00 mm
0045700	801014-00-1	Piston	Mercedes Benz	88,00 mm
0045702	801014-50-1	Piston	Mercedes Benz	88,50 mm
0045900	801015-00-1	Piston	Mercedes Benz	88,00 mm
0045902	801015-50-1	Piston	Mercedes Benz	88,50 mm
0046700	801087-00-1	Piston	Mercedes Benz	130,00 mm
0046790	811088-2	Assembly	Mercedes Benz	130,00 mm
004WN05	951037-1	Cylinder liner	Mercedes Benz / MAN	90,00 mm
004WR06	951038-1	Cylinder liner	Mercedes Benz / MAN	90,00 mm
004WR16	951036-1	Cylinder liner	Mercedes Benz / MAN	100,00 mm
004WR17	951090-1	Cylinder liner	Kompressor MAN / Mercedes Benz	100,00 mm
004WR23	951091-1	Cylinder liner	Kompressor MAN / Mercedes Benz	100,00 mm
004WV08	951030-1	Cylinder Liner	Mercedes Benz	semi
004WV09	951067-1	Cylinder liner	Mercedes Benz	semi
004WV13	951067-10-1	Cylinder Liner	Mercedes Benz	semi
004WV14	951071-4	Cylinder liner	Mercedes Benz	semi
004WV18	951096-1	Cylinder liner	Mercedes Benz	semi
00511V0	791018-00-1	Piston ring set	Mercedes Benz 1 Cyl.	115,00 mm
0052400	801055-00-1	Piston	Mercedes Benz	92,90mm
00524N0	791260-00-6	Piston ring set	Mercedes Benz 6 Cyl.	92,90 mm
0052500	801064-00-1	Piston	Mercedes Benz	128,00 mm
0052590	811064-2	Assembly	Mercedes Benz	128,00 mm
0052600	801088-00-1	Piston	Mercedes Benz	130,00 mm
0052690	811098-2	Assembly	Mercedes Benz	130,00 mm
0052692	811099-2	Assembly	Mercedes Benz	130,00 mm
00526N0	791090-00-1	Piston ring set	Mercedes Benz 1 Cyl.	130,00 mm
00526N0	791285-00-1	Piston ring set	Mercedes Benz 1 Cyl.	130,00 mm
0052700	801059-00-1	Piston	Mercedes Benz	106,00 mm
0052800	801060-00-1	Piston	Mercedes Benz	106,00 mm
00528N0	791263-00-2	Piston ring set	Mercedes Benz 2 Cyl.	106,00 mm
00531N0	791276-00-4	Piston ring set	Mercedes Benz 4 Cyl.	88,00 mm
0053200	801085-00-1	Piston	Mercedes Benz	128,00 mm
0053500	801021-00-1	Piston	Mercedes Benz	128,00 mm
0053800	801079-00-1	Piston	Mercedes Benz	102,00 mm
00538N0	791271-00-2	Piston ring set	Mercedes Benz 2 Cyl.	102,00 mm
005WN09	951098-1	Cylinder liner	Mercedes-Benz	128,00 mm
005WN0901	951098-2	Cylinder liner with seal set	Mercedes-Benz	128,00 mm
005WN10	951097-1	Cylinder liner	Mercedes Benz	130,00 mm
005WN10	951097-2	Cylinder liner with seal set	Mercedes Benz	130,00 mm
0072000	802001-00-1	Piston	Fiat / Zastava	65,00 mm
0072001	802001-40-1	Piston	Fiat / Zastava	65,40 mm
0072002	802001-60-1	Piston	Fiat / Zastava	65,60 mm
00720N0	792005-00-4	Piston ring set	Fiat 4 Cyl.	65,00 mm
00720N2	792005-60-4	Piston ring set	Fiat 4 Cyl.	65,60 mm
00720V0	792005-00-4	Piston ring set	Fiat 4 Cyl.	65,00 mm
00726N0	792062-00-4	Piston ring set	Fiat 4 Cyl.	70,00 mm
00726N0	793703-00-4	Piston ring set	Peugeot / Citroen 4 Cyl.	70,00 mm
0073200	802056-00-1	Piston	Fiat	76,00 mm
00732N0	792056-00-4	Piston ring set	Fiat 4 Cyl.	76,00 mm
00732N2	792056-60-4	Piston ring set	Fiat 4 Cyl.	76,60 mm
0075800	802007-00-1	Piston	Fiat / Iveco / Zastava	80,00 mm
0075801	802007-40-1	Piston	Fiat / Iveco / Zastava	80,40 mm
0075802	802007-60-1	Piston	Fiat / Iveco / Zastava	80,60 mm
0075803	802007-80-1	Piston	Fiat / Iveco / Zastava	80,80 mm
0075804	802007-10-1	Piston	Fiat / Iveco / Zastava	81,00 mm
0075806	802007-20-1	Piston	Fiat / Iveco / Zastava	80,20 mm

**VERGLEICHSNUMMERN
CROSS-REFERENCE
MAHLE - SM**

Mahle cross ref.	SM Ref.:	Product Category	Manufacturer Type	Bore dia.
00765N0	792022-00-4	Piston ring set	Fiat / Seat 4 Cyl.	80,00 mm
00765N1	792022-40-4	Piston ring set	Fiat 4 Cyl.	80,40 mm
00765N2	792022-60-4	Piston ring set	Fiat 4 Cyl.	80,60 mm
00765N3	792022-80-4	Piston ring set	Fiat 4 Cyl.	80,80 mm
00765N6	792022-20-4	Piston ring set	Fiat 4 Cyl.	80,20 mm
00780N1	792045-00-4	Piston ring set	Fiat 4 Cyl.	86,40 mm
00780N4	792045-60-4	Piston ring set	Fiat 4 Cyl.	87,00 mm
00785N0	792051-00-1	Piston ring set	Fiat / UTB 1 Cyl.	95,00 mm
00785N0	792051-00-1	Piston ring set	Fiat / UTB 1 Cyl.	95,00 mm
0079300	802014-00-1	Piston	Fiat	100,00 mm
0079400	802049-00-1	Piston	Fiat / IVECO	103,00 mm
00794N0	792049-00-1	Piston ring set	Fiat 1 Cyl.	103,00 mm
0079700	802014-00-1	Piston	Fiat	100,00 mm
00797V0	792050-00-1	Piston ring set	Fiat-Iveco 1 Cyl.	100,00 mm
00797V1	792050-60-1	Piston ring set	Fiat-Iveco 1 Cyl.	100,60 mm
0079800	802052-00-1	Piston	Fiat	93,00 mm
00798N0	792052-00-4	Piston ring set	Fiat / Alfa / Iveco / Renault / RVI / Seat 4 Cyl.	93,00 mm
00798V0	792052-00-4	Piston ring set	Fiat / Alfa / Iveco / Renault / RVI / Seat 4 Cyl.	93,00 mm
007PI00107000	802028-00-1		Fiat / New Holland	104,00 mm
007RS001050N0	792019-00-1	Piston ring set	Fiat 1 Cyl.	125,00 mm
007RS001470N0	792037-00-1	Piston ring set	Fiat-Iveco 1 Cyl	135,00 mm
007WN74	952010-1	Cylinder liner	Fiat / Iveco	125,00 mm
007WN75	952008-1	Cylinder liner	Fiat / Iveco	135,00 mm
007WT24	952068-1	Cylinder liner	Fiat / Iveco	137,00 mm
007WT57	952060-1	Cylinder liner	Fiat / Iveco	130,00 mm
007WV09	952003-1	Cylinder liner	Fiat	semi
007WV40	952011-1	Cylinder liner	Fiat / Iveco	semi
007WV43	952001-1	Cylinder liner	Fiat	semi
007WV46	952002-4	Cylinder liner	Fiat	semi
007WV48	952004-1	Cylinder liner	Fiat	semi
007WV56	952006-4	Cylinder liner	Fiat	semi
00805N0	792001-00-4	Piston ring set	Fiat / Renault / Alfa 4 Cyl.	93,00 mm
00805V0	792001-00-4	Piston ring set	Fiat / Renault / Alfa 4 Cyl.	93,00 mm
0080600	802011-00-1	Piston	Fiat	93,00 mm
00806N0	792002-00-4	Piston ring set	Alfa / Fiat / Opel / Renault 4 Cyl.	93,00 mm
00806N1	792002-40-4	Piston ring set	Fiat 4 Cyl.	93,40 mm
00826N0	792075-00-2	Piston ring set	Fiat-Iveco 2 Cyl.	104,00 mm
00834N0	792028-00-2	Piston ring set	Fiat 2 Cyl.	120,00 mm
0083500	802015-00-1	Piston	Fiat	104,00 mm
00835N0	792020-00-1	Piston ring set	Fiat 1 Cyl.	104,00 mm
00835V0	792020-00-1	Piston ring set	Fiat 1 Cyl.	104,00 mm
0084300	802050-00-1	Piston	Iveco	137,00 mm
00843N0	792033-00-1	Piston ring set	Fiat 1 Cyl.	137,00 mm
0084600	802047-00-1	Piston	Fiat / IVECO	137,00 mm
00846N0	792044-00-1	Piston ring set	Fiat-Iveco 1 Cyl.	137,00 mm
00846N0	792047-00-1	Piston ring set	Fiat 1 Cyl.	137,00 mm
00846V0	792044-00-1	Piston ring set	Fiat-Iveco 1 Cyl.	137,00 mm
00846V0	792047-00-1	Piston ring set	Fiat 1 Cyl.	137,00 mm
00856N0	792802-00-1	Piston ring set	VZ 2101-07 / 4 Cyl. 76,00 mm	76,00 mm
00856N0	792802-00-4	Piston ring set	Lada 4 Cyl.	76,00 mm
00856N1	792802-40-1	Piston ring set	VZ 2101-07 / 4 Cyl. 76,40 mm	76,40 mm
00856N1	792802-40-4	Piston ring set	Lada 4 Cyl.	76,40 mm
00856N3	792802-80-1	Piston ring set	VZ 2101-07 / 4 Cyl. 76,80 mm	76,80 mm
00856N3	792802-80-4	Piston ring set	Lada 4 Cyl.	76,80 mm
00856V0	792802-00-1	Piston ring set	VZ 2101-07 / 4 Cyl. 76,00 mm	76,00 mm
00856V0	792802-00-4	Piston ring set	Lada 4 Cyl.	76,00 mm
00856V2	792802-40-1	Piston ring set	VZ 2101-07 / 4 Cyl. 76,40 mm	76,40 mm
00856V2	792802-40-4	Piston ring set	Lada 4 Cyl.	76,40 mm
00865N0	792024-00-4	Piston ring set	Alfa / Fiat / Lancia / Seat 4 Cyl.	84,00 mm
0086600	802004-00-1	Piston	Fiat	84,00 mm
0086602	802004-40-1	Piston	Fiat	84,40 mm
0086603	802004-60-1	Piston	Fiat	84,60 mm
0087500	802006-00-1	Piston	Citroen / Fiat	86,40 mm

**VERGLEICHNUMMERN
CROSS-REFERENCE
MAHLE - SM**

Mahle cross ref.	SM Ref.:	Product Category	Manufacturer Type	Bore dia.
0087500	802006-00-1	Piston	Citroen / Fiat	86,40 mm
0087501	802006-40-1	Piston	Citroen / Fiat	86,80 mm
0087501	802006-40-1	Piston	Citroen / Fiat	86,80 mm
0087600	802003-00-1	Piston	Fiat	80,50 mm
0087600	802003-00-1	Piston	Fiat	80,50 mm
0087601	802003-40-1	Piston	Fiat	80,90 mm
0087601	802003-40-1	Piston	Fiat	80,90 mm
00876N0	792003-00-4	Piston ring set	Fiat 4 Cyl.	80,50 mm
0087900	802037-00-1		Fiat	82,60 mm
0087900	802037-00-1		Fiat	82,60 mm
00890N0	792061-00-4	Piston ring set	Fiat 4 Cyl.	65,00 mm
0089400	802012-00-1	Piston	Fiat	93,00 mm
00894V0	792001-00-4	Piston ring set	Fiat / Renault / Alfa 4 Cyl.	93,00 mm
0089600	802048-00-1	Piston	Fiat / IVECO	137,00 mm
0089900	802002-00-1	Piston	Fiat	70,00 mm
0089900	802002-00-1	Piston	Fiat	70,00 mm
0089901	802002-40-1	Piston	Fiat	70,40 mm
0089901	802002-40-1	Piston	Fiat	70,40 mm
00903N0	792024-00-4	Piston ring set	Alfa / Fiat / Lancia / Seat 4 Cyl.	84,00 mm
0090700	802013-00-1	Piston	Fiat	93,00 mm
0091300	802010-00-1	Piston	Fiat	82,60 mm
0091300	802010-00-1	Piston	Fiat	82,60 mm
00913N0	792066-00-4	Piston ring set	Fiat 4 Cyl.	82,60 mm
00913N2	792066-60-4	Piston ring set	Fiat 4 Cyl.	83,20 mm
00913V0	792066-00-4	Piston ring set	Fiat 4 Cyl.	82,60 mm
00913V2	792066-60-4	Piston ring set	Fiat 4 Cyl.	83,20 mm
0091900	802005-00-1	Piston	Fiat	84,00 mm
00925N0	792004-00-4	Piston ring set	Fiat 4 Cyl.	82,60 mm
0092700	802049-00-1	Piston	Fiat / IVECO	103,00 mm
00934N0	792033-00-1	Piston ring set	Fiat 1 Cyl.	137,00 mm
0093600	802036-00-1	Piston	Fiat / Lancia	70,00 mm
0093600	802036-00-1	Piston	Fiat / Lancia	70,00 mm
00936N0	792083-00-4	Piston ring set	Fiat / Lancia 4 Cyl.	70,00 mm
00936N1	792083-40-4	Piston ring set	Fiat / Lancia 4 Cyl.	70,40 mm
0094100	802022-00-1	Piston	Fiat / Lancia	70,80 mm
0094100	802022-00-1	Piston	Fiat / Lancia	70,80 mm
0094101	802022-40-1	Piston	Fiat / Lancia	71,20 mm
0094101	802022-40-1	Piston	Fiat / Lancia	71,20 mm
0094102	802022-60-1	Piston	Fiat / Lancia	71,40 mm
0094102	802022-60-1	Piston	Fiat / Lancia	71,40 mm
00941N0	792084-00-4	Piston ring set	Fiat 4 Cyl.	70,80 mm
00942N0	792018-00-2	Piston ring set	Fiat / Iveco 2 Cyl.	104,00 mm
00942V0	792018-00-2	Piston ring set	Fiat / Iveco 2 Cyl.	104,00 mm
00945N0	792075-00-2	Piston ring set	Fiat-Iveco 2 Cyl.	104,00 mm
0095000	802017-00-1	Piston	Fiat	94,40 mm
0095000	802024-00-1	Piston	Fiat / Iveco / Opel / Renault / Vauxhall	94,40 mm
00950N0	792090-00-4	Piston ring set	Fiat / Opel / Renault / Peugeot / RVI 4 Cyl.	94,40 mm
00954N0	792089-00-4	Piston ring set	Fiat 4 Cyl.	82,00 mm
00954N1	792004-00-4	Piston ring set	Fiat 4 Cyl.	82,60 mm
00960N0	792047-00-1	Piston ring set	Fiat 1 Cyl.	137,00 mm
0096800	802030-00-1	Piston	Fiat / Iveco	125,00 mm
00968N0	792031-00-1	Piston ring set	Fiat 1 Cyl.	125,00 mm
0097000	802026-00-1	Piston	Fiat / Lancia	70,80 mm
0097000	802026-00-1	Piston	Fiat / Lancia	70,80 mm
0097001	802026-40-1	Piston	Fiat / Lancia	71,20 mm
0097001	802026-40-1	Piston	Fiat / Lancia	71,20 mm
0097002	802026-60-1	Piston	Fiat / Lancia	71,40 mm
0097002	802026-60-1	Piston	Fiat / Lancia	71,40 mm
00970N0	792084-00-4	Piston ring set	Fiat 4 Cyl.	70,80 mm
00970N1	792084-40-4	Piston ring set	Fiat 4 Cyl.	71,20 mm
0097900	802034-00-1	Piston	Fiat	82,00 mm
00981N0	792098-00-4	Piston ring set	Fiat / Alfa / Lancia / Opel / Saab / Suzuki 4 Cyl.	82,00 mm
00986N0	792008-00-4	Piston ring set	Fiat 4 Cyl.	88,00 mm

**VERGLEICHSNUMMERN
CROSS-REFERENCE
MAHLE - SM**

Mahle cross ref.	SM Ref.:	Product Category	Manufacturer Type	Bore dia.
0098700	802019-00-1	Piston	IVECO	93,00 mm
0098702	802019-40-1	Piston	IVECO	93,40 mm
0098800	802025-00-1	Piston	Citroen / Fiat / Iveco / Renault	94,40 mm
00988N0	792092-00-4	Piston ring set	Fiat / Citroen / Peugeot / Renault 4 Cyl.	94,40 mm
0098900	802018-00-1	Piston	Fiat / Citroen / Peugeot / Renault	94,40 mm
00990N0	792091-00-4	Piston ring set	Fiat / Opel / Citroen / Peugeot / Renault 4 Cyl.	94,40 mm
00990V0	792091-00-4	Piston ring set	Fiat / Opel / Citroen / Peugeot / Renault 4 Cyl.	94,40 mm
0099100	802016-00-1	Piston	Fiat	94,40 mm
00993N0	790803-00-1	Piston ring set	Cummins 1 Cyl.	102,00 mm
00993N0	791314-00-2	Piston ring set	DAF 2 Cyl.	102,00 mm
0099500	802020-00-1	Piston	Fiat / Iveco	104,00 mm
0099900	802032-00-1	Piston	Fiat / Iveco	135,00 mm
00999N0	792034-00-1	Piston ring set	Iveco 1 Cyl.	135,00 mm
01003N0	792012-00-1	Piston ring set	Fiat 1 Cyl.	100,00 mm
0100400	802021-00-1	Piston	Fiat / Opel / Suzuki	69,60 mm
0100400	802021-00-1	Piston	Fiat / Opel / Suzuki	69,60 mm
0100404	802021-40-1	Piston	Fiat / Opel / Suzuki	70,00 mm
0100404	802021-40-1	Piston	Fiat / Opel / Suzuki	70,00 mm
01004N0	792096-00-4	Piston ring set	Fiat / Opel / Suzuki / Vauxhall 4 Cyl.	69,60 mm
01004N0	793564-00-4	Piston ring set	Opel / Fiat / Suzuki / Vauxhall 4 Cyl.	69,60 mm
01004N1	792096-40-4	Piston ring set	Fiat / Opel / Suzuki 4 Cyl.	70,00 mm
0101500	802023-00-1	Piston	Fiat/Alfa/Lancia/Opel/Saab/Suzuki/Vauxhall	82,00 mm
0101500	802023-00-1	Piston	Fiat/Alfa/Lancia/Opel/Saab/Suzuki/Vauxhall	82,00 mm
0101501	802023-40-1	Piston	Fiat/Alfa/Lancia/Opel/Saab/Suzuki/Vauxhall	82,40 mm
0101501	802023-40-1	Piston	Fiat/Alfa/Lancia/Opel/Saab/Suzuki/Vauxhall	82,40 mm
0101600	803523-00-1	Piston	Alfa Romeo / Fiat / Lancia / Saab / Opel/Vauxhall	82,00 mm
0101600	803523-00-1	Piston	Alfa Romeo / Fiat / Lancia / Saab / Opel/Vauxhall	82,00 mm
01017N0	792040-00-1	Piston ring set	Fiat-Iveco 1 Cyl.	130,00 mm
01020N0	792095-00-4	Piston ring set	Alfa / Fiat / Lancia / Opel 4 Cyl.	72,00 mm
0102700	802027-00-1	Piston	Fiat / Iveco / New Holland	104,00 mm
0102900	802035-00-1	Piston	Alfa / Fiat / Lancia	72,00 mm
0102900	802035-00-1	Piston	Alfa / Fiat / Lancia	72,00 mm
0110200	803512-00-1	Piston	Opel	77,60 mm
0110400	803506-00-1	Piston	Opel	77,60 mm
0110401	803506-50-1	Piston	Opel	78,10 mm
0110600	803507-00-1	Piston	Opel	77,60 mm
0110611	803507-50-1	Piston	Opel	78,10 mm
01106N0	793526-00-4	Piston ring set	Opel / Vauxhall 4 Cyl.	77,60 mm
01106N1	793526-50-4	Piston ring set	Opel / Vauxhall 4 Cyl.	78,10 mm
01106V0	793526-00-4	Piston ring set	Opel / Vauxhall 4 Cyl.	77,60 mm
0110800	803511-00-1	Piston	Opel	79,00 mm
0110811	803511-50-1	Piston	Opel	79,50 mm
0110812	803511-10-1	Piston	Opel	80,00 mm
01108N0	793538-00-4	Piston ring set	Opel / Daewoo / Vauxhall 4 Cyl.	79,00 mm
01108N1	793538-50-4	Piston ring set	Opel / Daewoo 4 Cyl.	79,50 mm
01108N2	793538-10-4	Piston ring set	Opel / Daewoo 4 Cyl.	80,00 mm
01108V0	793538-00-4	Piston ring set	Opel / Daewoo / Vauxhall 4 Cyl.	79,00 mm
01120V0	793502-00-4	Piston ring set	Opel 4 Cyl.	72,00 mm
0112600	803504-00-1	Piston	Opel	75,00 mm
0112611	803504-50-1	Piston	Opel	75,50 mm
01126G0	793512-00-4	Piston ring set	Opel / Vauxhall 4 Cyl.	75,00 mm
01126N0	793528-00-4	Piston ring set	Opel / Bedford / Vauxhall 4 Cyl.	75,00 mm
01126N1	793528-50-4	Piston ring set	Opel / Bedford / Vauxhall 4 Cyl.	75,50 mm
01127N0	793528-00-4	Piston ring set	Opel / Bedford / Vauxhall 4 Cyl.	75,00 mm
01127N0	799608-00-4	Piston ring set	Toyota 4 Cyl.	75,00 mm
01127N0	799609-00-6	Piston ring set	Toyota 6 Cyl.	75,00 mm
01127N1	793528-50-4	Piston ring set	Opel / Bedford / Vauxhall 4 Cyl.	75,50 mm
0112900	803509-00-1	Piston	Opel / Vauxhall	82,50 mm
0112901	803509-50-1	Piston	Opel / Vauxhall	83,00 mm
01129N0	793533-00-4	Piston ring set	Opel / Bedford / Vauxhall 4 Cyl.	82,50 mm
01129N1	793533-50-4	Piston ring set	Opel / Bedford / Vauxhall 4 Cyl.	83,00 mm
01142N1	793524-50-4	Piston ring set	Opel 4 Cyl.	92,50 mm
01150N0	793501-00-4	Piston ring set	Opel / Vauxhall 4 Cyl.	72,00 mm

**VERGLEICHSNUMMERN
CROSS-REFERENCE
MAHLE - SM**

Mahle cross ref.	SM Ref.:	Product Category	Manufacturer Type	Bore dia.
0115100	803503-00-1	Piston	Opel	72,00 mm
0115101	803503-50-1	Piston	Opel	72,50 mm
0115200	803508-00-1	Piston	Opel	77,60 mm
0115400	803501-00-1	Piston	Opel	80,00 mm
0115401	803501-50-1	Piston	Opel	80,50 mm
0115402	803501-10-1	Piston	Opel	81,00 mm
01154G0	793530-00-4	Piston ring set	Opel / Bedford / Vauxhall / Citroen / Renault 4 Cyl.	80,00 mm
01154G0	793722-00-4	Piston ring set	Peugeot / Citroen / Renault 4 Cyl.	80,00 mm
01154N0	792119-00-4	Piston ring set	Ford 4 Cyl.	80,00 mm
01154N0	793530-00-4	Piston ring set	Opel / Bedford / Vauxhall / Citroen / Renault 4 Cyl.	80,00 mm
01154N0	793722-00-4	Piston ring set	Peugeot / Citroen / Renault 4 Cyl.	80,00 mm
01154N1	792119-50-4	Piston ring set	Ford 4 Cyl.	80,50 mm
01154N1	793722-50-4	Piston ring set	Peugeot 4 Cyl.	80,50 mm
01154N3	793722-80-4	Piston ring set	Peugeot / Renault 4 Cyl.	80,80 mm
01154V0	793530-00-4	Piston ring set	Opel / Bedford / Vauxhall / Citroen / Renault 4 Cyl.	80,00 mm
01154V0	793722-00-4	Piston ring set	Peugeot / Citroen / Renault 4 Cyl.	80,00 mm
01154V2	793530-50-4	Piston ring set	Opel / Bedford / Vauxhall / Citroen / Renault 4 Cyl.	80,50 mm
01154V2	793722-50-4	Piston ring set	Peugeot 4 Cyl.	80,50 mm
01158N0	793535-00-4	Piston ring set	Opel / Isuzu / Daewoo-Chevrolet / Saab 4 Cyl.	86,00 mm
01158N0	793554-00-6	Piston ring set	Chrysler / Opel 6 Cyl.	86,00 mm
01158N1	793535-50-4	Piston ring set	Opel / Isuzu / Daewoo-Chevrolet 4 Cyl.	86,50 mm
01161N0	793522-00-4	Piston ring set	Opel 4 Cyl.	86,50 mm
01163N0	793534-00-4	Piston ring set	Opel / Daewoo / Vauxhall 4 Cyl.	84,80 mm
01163N1	793534-50-4	Piston ring set	Opel / Daewoo / Vauxhall 4 Cyl.	85,30 mm
0116900	803515-00-1	Piston	Opel	79,00 mm
0116902	803515-50-1	Piston	Opel	79,50 mm
01169N0	793551-00-4	Piston ring set	Opel / Vauxhall 4 Cyl.	79,00 mm
01169N2	793551-50-4	Piston ring set	Opel / Vauxhall 4 Cyl.	79,50 mm
01170N0	793541-00-2	Piston ring set	Opel / Daewoo / Vauxhall 2 Cyl.	81,60 mm
0117300	803516-00-1	Piston	Opel	86,00 mm
0117301	803516-50-1	Piston	Opel	86,50 mm
01184N0	793547-00-1	Piston ring set	Opel 1 Cyl.	72,50 mm
01184N1	793547-50-1	Piston ring set	Opel 1 Cyl.	73,00 mm
01185N0	793536-00-4	Piston ring set	Opel / Vauxhall 4 Cyl.	92,00 mm
01185V0	793536-00-4	Piston ring set	Opel / Vauxhall 4 Cyl.	92,00 mm
0118800	803502-00-1	Piston	Opel	92,00 mm
0118801	803502-50-1	Piston	Opel	92,50 mm
0118802	803502-10-1	Piston	Opel	93,00 mm
01188N0	793527-00-4	Piston ring set	Opel / Bedford / Vauxhall 4 Cyl.	92,00 mm
011RS101010N0	793580-00-4	Piston ring set	Opel / Chevrolet / Vauxhall 4 Cyl.	83,00 mm
011WV03	953511-4	Cylinder liner	Opel	semi
011WV04	953510-4	Cylinder liner	Opel	semi
011WV05	953509-4	Cylinder liner	Opel	semi
0120100	803517-00-1	Piston	Opel / Vauxhall	72,50 mm
01202N0	792097-00-4	Piston ring set	Fiat 4 Cyl.	80,50 mm
01202N0	793549-00-4	Piston ring set	Opel / Saab / Daewoo / Chevrolet / Vauxhall 4 Cyl.	80,50 mm
01202N1	793549-50-4	Piston ring set	Opel / Saab / Daewoo / Chevrolet / Vauxhall 4 Cyl.	81,00 mm
01203N0	793552-00-4	Piston ring set	Opel / Vauxhall 4 Cyl.	84,00 mm
01203N0	793567-00-4	Piston ring set	Opel / Saab / Vauxhall 4 Cyl.	84,00 mm
01203V0	793552-00-4	Piston ring set	Opel / Vauxhall 4 Cyl.	84,00 mm
01203V0	793567-00-4	Piston ring set	Opel / Saab / Vauxhall 4 Cyl.	84,00 mm
01207N0	793550-00-4	Piston ring set	Opel / Vauxhall 4 Cyl.	84,00 mm
01207V0	793550-00-4	Piston ring set	Opel / Vauxhall 4 Cyl.	84,00 mm
01208N0	793555-00-4	Piston ring set	Opel / Saab / Vauxhall 4 Cyl.	84,00 mm
01208V0	793555-00-4	Piston ring set	Opel / Saab / Vauxhall 4 Cyl.	84,00 mm
01211N0	793540-00-4	Piston ring set	Opel / Isuzu / Vauxhall 4 Cyl.	79,00 mm
01213N3	790656-00-4	Piston ring set	Rover 4 Cyl.	84,45 mm
0121800	803518-00-1	Piston	Opel / Vauxhall	73,40 mm
01218N0	793556-00-1	Piston ring set	Opel 1 Cyl.	73,40 mm
0121900	803520-00-1	Piston	Opel / Vauxhall	73,40 mm
01220N0	793562-00-4	Piston ring set	Opel / Citroen / Peugeot / Saab / Isuzu 4 Cyl.	86,00 mm
0122100	803514-00-1	Piston	Opel / Vauxhall	79,00 mm
01221N0	793559-00-4	Piston ring set	Opel 4 Cyl.	79,00 mm

**VERGLEICHSNUMMERN
CROSS-REFERENCE
MAHLE - SM**

Mahle cross ref.	SM Ref.:	Product Category	Manufacturer Type	Bore dia.
0122200	803519-00-1	Piston	Opel / Vauxhall	73,40 mm
01223N0	793568-00-4	Piston ring set	Opel 4 Cyl.	79,00 mm
0123000	803521-00-1	Piston	Opel / Vauxhall	79,00 mm
0123000	803521-00-1	Piston	Opel / Vauxhall	79,00 mm
0123100	803524-00-1	Piston	Opel / Vauxhall	79,00 mm
0123100	803524-00-1	Piston	Opel / Vauxhall	79,00 mm
01232N0	793503-00-4	Piston ring set	Opel / Isuzu / Vauxhall 4 Cyl.	76,00 mm
01233N0	793517-00-4		Chervolet / Opel / Vauxhall 4 Cyl.	79,00 mm
01303N0	792158-00-4	Piston ring set	Ford 4 Cyl.	84,80 mm
01304N0	792147-00-4	Piston ring set	Ford 4 Cyl.	71,90 mm
0131800	802107-00-1	Piston	Ford	77,25 mm
0131802	802107-50-1	Piston	Ford	77,75 mm
0132400	802104-00-1	Piston	Ford	73,975mm
01337N0	792118-00-4	Piston ring set	Ford 4 Cyl.	80,00 mm
01358N0	792124-00-4	Piston ring set	Ford 4 Cyl.	81,30 mm
01360N0	792126-00-4	Piston ring set	Ford 4 Cyl.	86,20 mm
0136300	802103-00-1	Piston	Ford	82,515mm
0136301	802103-50-1	Piston	Ford	83,00 mm
01363N0	792105-00-4	Piston ring set	Ford / Opel 4 Cyl.	82,50 mm
013RS001010N0	795424-00-1	Piston ring set	Air compressor / Ford / MAN 1Cyl.	92,00 mm
013RS001090N0	792169-00-4	Piston ring set	Ford / BLMC / Rover 4 Cyl.	89,90 mm
013RS001140N0	792068-00-4	Piston ring set	Citroen / Fiat / Ford / Jaguar / Peugeot 4 Cyl.	86,00 mm
013RS001140N0	792166-00-4	Piston ring set	Ford 4 Cyl.	86,00 mm
01422N0	792125-00-4	Piston ring set	Ford 4 Cyl.	90,80 mm
01442N0	792209-00-2	Piston ring set	Fordson 2 Cyl.	111,76 mm
01442N0	792217-00-1	Piston ring set	Fordson 1 Cyl.	111,76 mm
0144700	802209-00-1	Piston	Fordson / New Holland	111,76 mm
0144800	802114-00-1	Piston	Ford	111,76 mm
0144900	802101-00-1	Piston	Ford	111,76 mm
01453N0	792112-00-4	Piston ring set	Ford 4 Cyl.	74,00 mm
01453N1	792112-50-4	Piston ring set	Ford 4 Cyl.	74,50 mm
0145500	802110-00-1	Piston	Ford	82,515mm
01456N0	792123-00-4	Piston ring set	Ford 4 Cyl.	68,70 mm
0145800	802105-00-1	Piston	Ford	73,975mm
0145801	802105-50-1	Piston	Ford	74,505mm
0145802	802105-10-1	Piston	Ford	75,005mm
0145900	802106-00-1	Piston	Ford	73,975mm
0145901	802106-50-1	Piston	Ford	74,505mm
0145902	802106-10-1	Piston	Ford	75,005mm
0147200	802109-00-1	Piston	Ford	82,515mm
0147201	802109-50-1	Piston	Ford	83,00 mm
0147202	802109-10-1	Piston	Ford	83,50 mm
01472N0	792132-00-4	Piston ring set	Ford 4 Cyl.	82,50 mm
01477N0	792103-00-4	Piston ring set	Ford 4 Cyl.	86,00 mm
01479N1	792138-50-4	Piston ring set	Ford 4 Cyl.	91,30 mm
0148200	802102-00-1	Piston	Ford	93,67 mm
0148201	802102-65-1	Piston	Ford	94,32 mm
01482N0	792134-00-4	Piston ring set	Ford 4 Cyl.	93,67 mm
01482N1	792134-65-4	Piston ring set	Ford 4 Cyl.	94,32 mm
01482N1	792134-65-4	Piston ring set	Ford 4 Cyl.	94,32 mm
01482V0	792134-00-4	Piston ring set	Ford 4 Cyl.	93,67 mm
01482V1	792134-65-4	Piston ring set	Ford 4 Cyl.	94,32 mm
0149300	802109-00-1	Piston	Ford	82,515mm
0149301	802109-50-1	Piston	Ford	83,00 mm
0149302	802109-10-1	Piston	Ford	83,50 mm
01493N0	792132-00-4	Piston ring set	Ford 4 Cyl.	82,50 mm
01493N0	792153-00-4	Piston ring set	Ford 4 Cyl.	82,50 mm
01498N0	792149-00-4	Piston ring set	Ford 4 Cyl.	79,00 mm
014WV06	952121-1	Cylinder liner	Ford / Fordson / New Holland	semi
014WV09	952122-1	Cylinder liner	Ford	semi
01503N0	792150-00-4	Piston ring set	Ford 4 Cyl.	76,00 mm
01505N0	792153-00-4	Piston ring set	Ford 4 Cyl.	82,50 mm
01561N0	792172-00-4	Piston ring set	Ford / Mazda / Volvo / Isuzu 4 Cyl.	87,50 mm

**VERGLEICHSNUMMERN
CROSS-REFERENCE
MAHLE - SM**

Mahle cross ref.	SM Ref.:	Product Category	Manufacturer Type	Bore dia.
01568N0	792162-00-4	Piston ring set	Ford / Mazda 4 Cyl.	83,00 mm
01570N0	792166-00-4	Piston ring set	Ford 4 Cyl.	86,00 mm
01573N0	792135-00-4	Piston ring set	Ford 4 Cyl.	76,00 mm
01578N0	792165-00-4	Piston ring set	Ford 4 Cyl.	82,07 mm
01580N0	792169-00-4	Piston ring set	Ford / BLMC / Rover 4 Cyl.	89,90 mm
0158100	802117-00-1	Piston	Ford	89,90 mm
0159000	802120-00-1	Piston	Ford	89,91 mm
0160200	802113-00-1	Piston	Ford	82,50 mm
0160700	802116-00-1	Piston	Citroen / Fiat / Iveco / Ford / Peugeot	86,00 mm
0160700	802126-00-1	Piston	Ford	86,00 mm
0160702	802126-50-1	Piston	Ford	86,50 mm
0210100	803847-00-1	Piston	Renault	75,80 mm
0210190	813847-4	Assembly	Renault	75,80 mm
02101G0	793802-00-4	Piston ring set	Renault 4 Cyl.	75,80 mm
02101N0	793802-00-4	Piston ring set	Renault 4 Cyl.	75,80 mm
02101V0	793802-00-4	Piston ring set	Renault 4 Cyl.	75,80 mm
0210300	803846-00-1	Piston	Renault	75,80 mm
0210390	813846-4	Assembly	Dacia / Renault	75,80 mm
02104N0	793832-00-4	Piston ring set	Renault 4 Cyl.	74,00 mm
0210700	803808-00-1	Piston	Renault	80,00 mm
0210702	803808-50-1	Piston	Renault	80,50 mm
02107N0	793834-00-4	Piston ring set	Renault / Volvo 4 Cyl.	80,00 mm
02107N1	793834-50-4	Piston ring set	Renault / Volvo 4 Cyl.	80,50 mm
0210800	803806-00-1	Piston	Renault	78,00 mm
0210802	803806-50-1	Piston	Renault	78,50 mm
02108N0	793827-00-4	Piston ring set	Renault / Volvo 4 Cyl.	78,00 mm
0210900	803835-00-1	Piston	Renault	76,00 mm
02109N0	793809-00-4	Piston ring set	Renault / Dacia / Volvo 4 Cyl	76,00 mm
02122V0	793815-00-4	Piston ring set	Renault 4 Cyl.	58,00 mm
0213490	813843-4	Assembly	Dacia / DAF / Renault / Volvo	73,00 mm
02134N0	793807-00-4	Piston ring set	Renault / Dacia / DAF / Volvo 4 Cyl.	73,00 mm
02134N0	793826-00-4	Piston ring set	Renault 4 Cyl.	73,00 mm
02134V0	793807-00-4	Piston ring set	Renault / Dacia / DAF / Volvo 4 Cyl.	73,00 mm
02134V0	793826-00-4	Piston ring set	Renault 4 Cyl.	73,00 mm
0215800	803823-00-1	Piston	Renault / Opel / Nissan	80,01 mm
0215800	803823-00-1	Piston	Renault / Opel / Nissan	80,01 mm
0215802	803823-50-1	Piston	Renault / Opel / Nissan	80,51 mm
0215802	803823-50-1	Piston	Renault / Opel / Nissan	80,51 mm
02158V0	793843-00-4	Piston ring set	Renault / Opel / Nissan / Vauxhall 4 Cyl.	80,00 mm
02162N0	793840-00-4	Piston ring set	Renault / Volvo 4 Cyl.	82,70 mm
02165V0	793836-00-4	Piston ring set	Renault 4 Cyl.	87,00 mm
0216600	803840-00-1	Piston	Dacia / Renault	80,00 mm
0216600	803840-00-1	Piston	Dacia / Renault	80,00 mm
0216602	803840-50-1	Piston	Dacia / Renault	80,50 mm
0216602	803840-50-1	Piston	Dacia / Renault	80,50 mm
02167N0	793808-00-4	Piston ring set	Renault / Chrysler 4 Cyl.	86,00 mm
02167V0	793808-00-4	Piston ring set	Renault / Chrysler 4 Cyl.	86,00 mm
0217510	803842-00-1	Piston	DAF / Renault / Volvo	70,00 mm
0217580	813842-4	Assembly	DAF / Renault / Volvo	70,00 mm
02175G0	793806-00-4	Piston ring set	Renault / Dacia / Volvo 4 Cyl.	70,00 mm
02175N0	793806-00-4	Piston ring set	Renault / Dacia / Volvo 4 Cyl.	70,00 mm
02175V0	793806-00-4	Piston ring set	Renault / Dacia / Volvo 4 Cyl.	70,00 mm
02177G0	793512-00-4	Piston ring set	Opel / Vauxhall 4 Cyl.	75,00 mm
02177G0	793817-00-4	Piston ring set	Renault / Citroen / Peugeot / Talbot 4 Cyl.	75,00 mm
02177G0	794102-00-4	Piston ring set	Talbot 4 Cyl.	75,00 mm
02177N0	793817-00-4	Piston ring set	Renault / Citroen / Peugeot / Talbot 4 Cyl.	75,00 mm
02177N0	794102-00-4	Piston ring set	Talbot 4 Cyl.	75,00 mm
02177V0	793817-00-4	Piston ring set	Renault / Citroen / Peugeot / Talbot 4 Cyl.	75,00 mm
02177V0	794102-00-4	Piston ring set	Talbot 4 Cyl.	75,00 mm
0217810	803844-00-1	Piston	Renault / Volvo	76,00 mm
0217880	813844-4	Assembly	Renault / Volvo	76,00 mm
02178N0	793809-00-4	Piston ring set	Renault / Dacia / Volvo 4 Cyl	76,00 mm
02178V0	793809-00-4	Piston ring set	Renault / Dacia / Volvo 4 Cyl	76,00 mm

**VERGLEICHNUMMERN
CROSS-REFERENCE
MAHLE - SM**

Mahle cross ref.	SM Ref.:	Product Category	Manufacturer Type	Bore dia.
0217900	803845-00-1	Piston	Renault	79,00 mm
0217990	813845-4	Assembly	Renault	79,00 mm
02179N0	793818-00-4	Piston ring set	Renault 4 Cyl.	79,00 mm
02179V0	793818-00-4	Piston ring set	Renault 4 Cyl.	79,00 mm
0218100	803824-00-1	Piston	Renault	86,00 mm
0218192	813824-4	Assembly	Renault	86,00 mm
02181N0	793824-00-4	Piston ring set	Renault 4 Cyl.	86,00 mm
02181V0	793824-00-4	Piston ring set	Renault 4 Cyl.	86,00 mm
02182N0	793828-00-4	Piston ring set	Renault / Volvo 4 Cyl.	81,00 mm
02182N1	793828-50-4	Piston ring set	Renault 4 Cyl.	81,50 mm
0218400	803809-00-1	Piston	Renault	86,00 mm
0218492	813809-1	Assembly	Renault	86,00 mm
02184N0	793830-00-4	Piston ring set	Renault / Chrysler 4 Cyl.	86,00 mm
02188N0	793811-00-4	Piston ring set	Renault 4 Cyl.	88,00 mm
0219000	803805-00-1	Piston	Renault	78,00 mm
0219002	803805-50-1	Piston	Renault	78,50 mm
0219090	813805-4	Assembly	Renault	78,00 mm
0219200	803808-00-1	Piston	Renault	80,00 mm
0219300	803807-00-1	Piston	Renault	80,00 mm
0219300	803807-00-1	Piston	Renault	80,00 mm
0219302	803807-50-1	Piston	Renault	80,50 mm
0219302	803807-50-1	Piston	Renault	80,50 mm
02193N0	793829-00-4	Piston ring set	Renault / Opel 4 Cyl.	80,00 mm
02193N2	793829-50-4	Piston ring set	Renault / Opel 4 Cyl.	80,50 mm
02193V0	793829-00-4	Piston ring set	Renault / Opel 4 Cyl.	80,00 mm
02193V2	793829-50-4	Piston ring set	Renault / Opel 4 Cyl.	80,50 mm
0219700	803829-00-1	Piston	Renault / Nissan	69,00 mm
0219700	803829-00-1	Piston	Renault / Nissan	69,00 mm
02198V0	793846-00-4	Piston ring set	Renault 4 Cyl.	82,70 mm
02199N0	793831-00-4	Piston ring set	Renault / Chrysler 4 Cyl.	86,00 mm
02199V0	793831-00-4	Piston ring set	Renault / Chrysler 4 Cyl.	86,00 mm
021PI00113000	803825-00-1	Piston	Renault	84,00 mm
021WN08	953842-4	Cylinder liner	DAF / Renault / Volvo	70,00 mm
021WN09	953843-4	Cylinder liner	Dacia / DAF / Renault / Volvo	73,00 mm
021WN14	953845-4	Cylinder liner	Renault	79,00 mm
021WN23	953844-4	Cylinder liner	Renault / Volvo	76,00 mm
021WN26	953705-4	Cylinder liner	Peugeot / Citroen	75,00 mm
021WN29	953809-4	Cylinder liner	Renault	86,00 mm
021WN30	953846-4	Cylinder liner	Renault	75,80 mm
021WV27	953804-4	Cylinder liner	Renault	semi
021WV3400	953808-1	Cylinder liner	Renault	89,00 mm
0220100	803831-00-1	Piston	Renault	76,00 mm
0220100	803831-00-1	Piston	Renault	76,00 mm
0220102	803831-50-1	Piston	Renault	76,50 mm
0220102	803831-50-1	Piston	Renault	76,50 mm
02201N0	793845-00-4	Piston ring set	Renault / Suzuki / Dacia / Nissan 4 Cyl.	76,00 mm
02201N2	793845-50-4	Piston ring set	Renault / Nissan 4 Cyl.	76,50 mm
02201V0	793845-00-4	Piston ring set	Renault / Suzuki / Dacia / Nissan 4 Cyl.	76,00 mm
02202N0	793841-00-4	Piston ring set	Renault / Dacia / Nissan 4 Cyl.	79,50 mm
02202N2	793841-50-4	Piston ring set	Renault / Dacia / Nissan 4 Cyl.	80,00 mm
02202V0	793841-00-4	Piston ring set	Renault / Dacia / Nissan 4 Cyl.	79,50 mm
0220400	803817-00-1	Piston	Renault / Nissan	69,00 mm
0220400	803817-00-1	Piston	Renault / Nissan	69,00 mm
0220401	803817-50-1	Piston	Renault / Nissan	69,50 mm
0220401	803817-50-1	Piston	Renault / Nissan	69,50 mm
02204N0	793839-00-4	Piston ring set	Renault / Nissan 4 Cyl.	69,00 mm
02204V0	793839-00-4	Piston ring set	Renault / Nissan 4 Cyl.	69,00 mm
0220600	803832-00-1	Piston	Dacia / Renault	79,50 mm
02207N0	793844-00-4	Piston ring set	Renault 4 Cyl.	87,00 mm
02207N0	793849-00-4	Piston ring set	Renault / Nissan / Opel / Vauxhall 4 Cyl.	87,00 mm
0220800	803827-00-1	Piston	Renault	87,00 mm
0220900	803818-00-1	Piston	Nissan / Renault	80,00 mm
0220900	803818-00-1	Piston	Nissan / Renault	80,00 mm

**VERGLEICHSNUMMERN
CROSS-REFERENCE
MAHLE - SM**

Mahle cross ref.	SM Ref.:	Product Category	Manufacturer Type	Bore dia.
0220902	803818-50-1	Piston	Nissan / Renault	80,50 mm
0220902	803818-50-1	Piston	Nissan / Renault	80,50 mm
02210N0	791143-00-4	Piston ring set	Citroen/Nissan/Opel/Peugeot/Renault/Vauxhall 4 Cyl	82,70 mm
02210N0	793852-00-4	Piston ring set	Renault 4 Cyl.	82,70 mm
0221100	803809-00-1	Piston	Renault	86,00 mm
02212N0	793833-00-4	Piston ring set	Renault 4 Cyl.	87,00 mm
02215N0	793842-00-4	Piston ring set	Renault / Dacia 4 Cyl.	79,50 mm
02215N1	793842-50-4	Piston ring set	Renault / Dacia 4 Cyl.	80,00 mm
02216N0	793823-00-4	Piston ring set	Renault / Nissan 4 Cyl.	69,00 mm
02217N0	793801-00-4	Piston ring set	Renault 4 Cyl.	71,50 mm
0222100	803830-00-1	Piston	Renault / Nissan	76,00 mm
0222100	803830-00-1	Piston	Renault / Nissan	76,00 mm
0222200	803828-00-1	Piston	Renault	86,00 mm
0222500	803801-00-1	Piston	Renault	80,00 mm
0222600	803826-00-1	Piston	Renault	89,00 mm
0222600	803826-00-1	Piston	Renault	89,00 mm
02226N0	793851-00-4	Piston ring set	Renault / Opel / Nissan / Vauxhall 4 Cyl.	89,00 mm
02801N0	795096-00-4	Piston ring set	Volkswagen / Seat / Skoda 4 Cyl.	76,50 mm
0280200	805029-00-1	Piston	Audi / Mitsubishi /Seat / Skoda / Volkswagen	81,01 mm
0280202	805029-50-1	Piston	Audi / Mitsubishi /Seat / Skoda / Volkswagen	81,51 mm
0280600	805052-00-1	Piston	Audi / Jeep / Mitsubishi / Seat / Skoda	81,01 mm
0280700	805053-00-1	Piston	Audi / Jeep / Mitsubishi / Seat / Skoda	81,01 mm
02808N0	795003-00-4	Piston ring set	VW 4 Cyl.	76,50 mm
02808N2	795003-50-4	Piston ring set	VW 4 Cyl.	77,00 mm
02814N0	795057-00-2	Piston ring set	Audi / Seat / Skoda / Volkswagen 2 Cyl.	82,50 mm
0281900	805056-00-1	Piston	Volkswagen	81,01 mm
0282000	805071-00-1	Piston	Volkswagen	81,01 mm
0282100	805072-00-1	Piston	Volkswagen	81,01 mm
0282200	805038-00-1	Piston	Seat / Skoda / Volkswagen	76,51 mm
028PI 00116000	805026-00-1	Piston	Audi / Seat / Skoda / Volkswagen	81,01 mm
028PI00100000	805027-00-1	Piston	Audi / Seat / Skoda / Volkswagen	81,01 mm
028PI00100002	805027-50-1	Piston	Audi / Seat / Skoda / Volkswagen	81,51 mm
028PI00116002	805026-50-1	Piston	Audi / Seat / Skoda / Volkswagen	81,51 mm
028PI00117000	805055-00-1	Piston	Audi / Seat / Skoda / Volkswagen	76,51 mm
028PI00119000	805057-00-1	Piston	Audi / Seat / Skoda / Volkswagen	82,50 mm
028PI00121000	805011-00-1	Piston	Audi / Seat / Skoda / Volkswagen	79,51 mm
028RS101010V0	795059-00-4	Piston ring set	Audi / Seat / Skoda / Volkswagen 4 Cyl.	82,50 mm
02943N0	795034-00-4	Piston ring set	VW / Audi 4 Cyl.	69,50 mm
02943N2	795034-50-4	Piston ring set	VW / Audi 4 Cyl.	70,00 mm
02948N0	795002-00-4	Piston ring set	VW / Audi 4 Cyl.	75,00 mm
02952N0	795035-00-4	Piston ring set	VW 4 Cyl.	75,00 mm
02952N1	795035-50-4	Piston ring set	VW 4 Cyl.	75,50 mm
02954N0	795060-00-2	Piston ring set	VW / Audi 2 Cyl.	76,50 mm
02954N1	795060-50-2	Piston ring set	VW / Audi 2 Cyl.	77,00 mm
0295500	805010-00-1	Piston	Volkswagen	76,51 mm
0295501	805010-50-1	Piston	Volkswagen	77,01 mm
0295502	805010-10-1	Piston	Volkswagen	77,51 mm
0295521	805012-50-1	Piston	Volkswagen	77,01 mm
0295522	805012-10-1	Piston	Volkswagen	77,51 mm
02955N0	795018-00-4	Piston ring set	VW 4 Cyl.	76,50 mm
02955N1	795018-50-4	Piston ring set	VW 4 Cyl.	77,01 mm
02955N2	795018-10-4	Piston ring set	VW 4 Cyl.	77,51 mm
02955V0	795018-00-4	Piston ring set	VW 4 Cyl.	76,50 mm
02955V1	795018-50-4	Piston ring set	VW 4 Cyl.	77,01 mm
02955V2	795018-10-4	Piston ring set	VW 4 Cyl.	77,51 mm
0296602	805023-50-1	Piston	Volkswagen	75,51 mm
0296602	805023-50-1	Piston	Volkswagen	75,51 mm
02978N0	795044-00-4	Piston ring set	Volkswagen / Seat 4 Cyl.	75,00 mm
0297900	805076-00-1	Piston	Volkswagen	76,51 mm
0297901	805077-25-1	Piston	Volkswagen	76,75 mm
0297902	805077-50-1	Piston	Volkswagen	77,01 mm
0297903	805077-10-1	Piston	Volkswagen	77,51 mm
0297912	805076-50-1	Piston	Volkswagen	77,01 mm

**VERGLEICHNUMMERN
CROSS-REFERENCE
MAHLE - SM**

Mahle cross ref.	SM Ref.:	Product Category	Manufacturer Type	Bore dia.
0297913	805076-10-1	Piston	Volkswagen	77,51 mm
0298000	805070-00-1	Piston	Volkswagen	76,51 mm
0298002	805070-50-1	Piston	Volkswagen	77,01 mm
0298003	805070-10-1	Piston	Volkswagen	77,51 mm
0298100	805007-00-1	Piston	Volkswagen	79,51 mm
0298101	805007-50-1	Piston	Volkswagen	80,01 mm
0298102	805007-10-1	Piston	Volkswagen	80,51 mm
0298200	805009-00-1	Piston	Volkswagen	79,51 mm
0298200	805009-00-1	Piston	Volkswagen	79,51 mm
0298212	805009-50-1	Piston	Volkswagen	80,01 mm
0298212	805009-50-1	Piston	Volkswagen	80,01 mm
0298213	805009-10-1	Piston	Volkswagen	80,51 mm
0298213	805009-10-1	Piston	Volkswagen	80,51 mm
02990N0	795049-00-1	Piston ring set	VW / Audi 1 Cyl.	81,00 mm
02990N0	795080-00-4	Piston ring set	VW / Audi 4 Cyl.	81,00 mm
02992N0	795001-00-4	Piston ring set	VW 4 Cyl.	75,00 mm
02992N2	795001-50-4	Piston ring set	VW 4 Cyl.	75,50 mm
02993N0	795044-00-4	Piston ring set	Volkswagen / Seat 4 Cyl.	75,00 mm
02993V0	795044-00-4	Piston ring set	Volkswagen / Seat 4 Cyl.	75,00 mm
02993V1	795035-50-4	Piston ring set	VW 4 Cyl.	75,50 mm
0299600	805008-00-1	Piston	Volkswagen	79,51 mm
0299602	805008-50-1	Piston	Volkswagen	80,01 mm
0299603	805008-10-1	Piston	Volkswagen	80,51 mm
0299800	805022-00-1	Piston	Volkswagen	75,01 mm
0299800	805022-00-1	Piston	Volkswagen	75,01 mm
0299802	805022-50-1	Piston	Volkswagen	75,51 mm
0299802	805022-50-1	Piston	Volkswagen	75,51 mm
029WV11	955070-4	Cylinder liner	Volkswagen	semi
029WV13	955010-4	Cylinder liner	Volkswagen	semi
029WV20	955008-4	Cylinder liner	Volkswagen	semi
0301900	805002-00-1	Piston	Volkswagen	76,51 mm
03019N0	795004-00-4	Piston ring set	VW 4 Cyl.	76,50 mm
03019N2	795004-50-4	Piston ring set	VW 4 Cyl.	77,00 mm
03020N0	795078-00-1	Piston ring set	VW / Audi 1 Cyl.	79,50 mm
03020V0	795045-00-4	Piston ring set	VW / Audi / Seat / Skoda 4 Cyl.	79,50 mm
03020V0	795048-00-1	Piston ring set	VW / Ford / Audi / Seat / Skoda 1 Cyl.	79,50 mm
03020V2	795045-50-4	Piston ring set	VW / Audi / Seat / Skoda 4 Cyl.	80,00 mm
03020V2	795048-50-1	Piston ring set	VW / Ford / Audi 1 Cyl.	80,00 mm
03020V3	795045-10-4	Piston ring set	VW / Audi / Seat / Skoda 4 Cyl.	80,50 mm
03020V3	795048-10-1	Piston ring set	VW / Ford / Audi 1 Cyl.	80,50 mm
0302900	805017-00-1	Piston	Volkswagen	79,51 mm
0302902	805017-50-1	Piston	Volkswagen	80,01 mm
0303000	805018-00-1	Piston	Volkswagen	79,51 mm
0303002	805018-50-1	Piston	Volkswagen	80,01 mm
03031N0	795052-00-2	Piston ring set	VW / Audi / Seat / Skoda 2 Cyl.	82,50 mm
0303200	805005-00-1	Piston	Volkswagen	76,51 mm
0303200	805005-00-1	Piston	Volkswagen	76,51 mm
03032N0	795077-00-4	Piston ring set	Audi / Seat / Skoda / VW 4 Cyl.	76,50 mm
03032N2	795077-50-4	Piston ring set	VW 4 Cyl.	77,00 mm
03032V0	795077-00-4	Piston ring set	Audi / Seat / Skoda / VW 4 Cyl.	76,50 mm
03032V2	795077-50-4	Piston ring set	VW 4 Cyl.	77,00 mm
0303800	805015-00-1	Piston	Volkswagen	81,01 mm
0303802	805015-50-1	Piston	Volkswagen	81,51 mm
0303900	805016-00-1	Piston	Volkswagen	81,01 mm
0303902	805016-50-1	Piston	Volkswagen	81,51 mm
0304000	805013-00-1	Piston	Volkswagen	79,51 mm
0304002	805013-50-1	Piston	Volkswagen	80,01 mm
03040V0	795045-00-4	Piston ring set	VW / Audi / Seat / Skoda 4 Cyl.	79,50 mm
03040V0	795048-00-1	Piston ring set	VW / Ford / Audi / Seat / Skoda 1 Cyl.	79,50 mm
03040V1	795045-50-4	Piston ring set	VW / Audi / Seat / Skoda 4 Cyl.	80,00 mm
03040V1	795048-50-1	Piston ring set	VW / Ford / Audi 1 Cyl.	80,00 mm
0304100	805014-00-1	Piston	Volkswagen	79,51 mm
0304102	805014-50-1	Piston	Volkswagen	80,01 mm

**VERGLEICHNUMMERN
CROSS-REFERENCE
MAHLE - SM**

Mahle cross ref.	SM Ref.:	Product Category	Manufacturer Type	Bore dia.
0304200	805006-00-1	Piston	Volkswagen	76,51 mm
0304202	805006-50-1	Piston	Volkswagen	77,01 mm
03048N0	795041-00-5	Piston ring set	VW / Audi / Volvo / Seat / Skoda 5 Cyl.	81,00 mm
03048N2	795041-50-5	Piston ring set	VW / Volvo / Seat / Skoda 5 Cyl.	81,50 mm
03048V0	795041-00-5	Piston ring set	VW / Audi / Volvo / Seat / Skoda 5 Cyl.	81,00 mm
0305200	805054-00-1	Piston	Seat / Volkswagen	67,10 mm
03052N0	795079-00-4	Piston ring set	VW 4 Cyl.	67,10 mm
0305400	805039-00-1	Piston	Audi / Seat / Skoda / Volkswagen	79,51 mm
0305402	805039-50-1	Piston	Audi / Seat / Skoda / Volkswagen	80,01 mm
0305500	805040-00-1	Piston	Audi / Seat / Skoda / Volkswagen	79,51 mm
0305502	805040-50-1	Piston	Audi / Seat / Skoda / Volkswagen	80,01 mm
03055N0	795045-00-4	Piston ring set	VW / Audi / Seat / Skoda 4 Cyl.	79,50 mm
03055N0	795048-00-1	Piston ring set	VW / Ford / Audi / Seat / Skoda 1 Cyl.	79,50 mm
03055N2	795045-50-4	Piston ring set	VW / Audi / Seat / Skoda 4 Cyl.	80,00 mm
03055N2	795048-50-1	Piston ring set	VW / Ford / Audi 1 Cyl.	80,00 mm
03055N3	795045-10-4	Piston ring set	VW / Audi / Seat / Skoda 4 Cyl.	80,50 mm
03055N3	795048-10-1	Piston ring set	VW / Ford / Audi 1 Cyl.	80,50 mm
03055V0	795045-00-4	Piston ring set	VW / Audi / Seat / Skoda 4 Cyl.	79,50 mm
03055V0	795048-00-1	Piston ring set	VW / Ford / Audi / Seat / Skoda 1 Cyl.	79,50 mm
03055V2	795045-50-4	Piston ring set	VW / Audi / Seat / Skoda 4 Cyl.	80,00 mm
03055V2	795048-50-1	Piston ring set	VW / Ford / Audi 1 Cyl.	80,00 mm
03055V3	795045-10-4	Piston ring set	VW / Audi / Seat / Skoda 4 Cyl.	80,50 mm
03055V3	795048-10-1	Piston ring set	VW / Ford / Audi 1 Cyl.	80,50 mm
0305600	805048-00-1	Piston	Audi / Ford / Seat / Volkswagen	79,51 mm
0305700	805049-00-1	Piston	Audi / Ford / Seat / Volkswagen	79,51 mm
0305800	805015-00-1	Piston	Volkswagen	81,01 mm
0305802	805015-50-1	Piston	Volkswagen	81,51 mm
0305900	805016-00-1	Piston	Volkswagen	81,01 mm
0305902	805016-50-1	Piston	Volkswagen	81,51 mm
03060N0	795052-00-2	Piston ring set	VW / Audi / Seat / Skoda 2 Cyl.	82,50 mm
03061N0	795077-00-4	Piston ring set	Audi / Seat / Skoda / VW 4 Cyl.	76,50 mm
03061N2	795077-50-4	Piston ring set	VW 4 Cyl.	77,00 mm
0306400	805043-00-1	Piston	Seat / Skoda / VW	76,51 mm
0306400	805043-00-1	Piston	Seat / Skoda / VW	76,51 mm
0306500	805046-00-1	Piston	Audi / Ford / Seat / Skoda / Volkswagen	79,51 mm
0306600	805047-00-1	Piston	Audi / Ford / Seat / Skoda / Volkswagen	79,51 mm
0306702	805002-50-1	Piston	Volkswagen	77,01 mm
0307100	805036-00-1	Piston	Skoda / Volkswagen	76,51 mm
03071N0	795077-00-4	Piston ring set	Audi / Seat / Skoda / VW 4 Cyl.	76,50 mm
03074N0	795094-00-6	Piston ring set	BMW / VW 6 Cyl.	84,00 mm
03077N0	795085-00-4	Piston ring set	Audi / Seat / Skoda / VW 4 Cyl.	81,00 mm
03079N0	795076-00-2	Piston ring set	VW / Audi 2 Cyl.	81,00 mm
03079N0	795076-00-6	Piston ring set	VW / Audi 6 Cyl.	81,00 mm
0308000	805024-00-1	Piston	Seat / Skoda / Volkswagen	79,51 mm
0308002	805024-50-1	Piston	Seat / Skoda / Volkswagen	80,01 mm
0308100	805025-00-1	Piston	Seat / Skoda / Volkswagen	79,51 mm
0308102	805025-50-1	Piston	Seat / Skoda / Volkswagen	80,01 mm
03082N0	795077-00-4	Piston ring set	Audi / Seat / Skoda / VW 4 Cyl.	76,50 mm
03084N0	795077-00-4	Piston ring set	Audi / Seat / Skoda / VW 4 Cyl.	76,50 mm
0308600	805034-00-1	Piston	Audi / Ford / Seat / Skoda / Volkswagen	79,51 mm
0308900	805033-00-1	Piston	Audi / Seat / Skoda / Volkswagen	76,51 mm
0308900	805033-00-1	Piston	Audi / Seat / Skoda / Volkswagen	76,51 mm
0308902	805033-50-1	Piston	Audi / Seat / Skoda / Volkswagen	77,01 mm
0308902	805033-50-1	Piston	Audi / Seat / Skoda / Volkswagen	77,01 mm
0309000	805030-00-1	Piston	Volkswagen	81,01 mm
03090N0	795019-00-4	Piston ring set	Audi / Mitsubishi / Seat / Skoda / Volkswagen 4 Cyl.	81,00 mm
03090N0	795098-00-4	Piston ring set	Audi / Volkswagen 4 Cyl.	81,00 mm
0309100	805031-00-1	Piston	Volkswagen	81,01 mm
0309700	805050-00-1	Piston	Volkswagen	81,01 mm
0309800	805051-00-1	Piston	Volkswagen	81,01 mm
03162V0	791110-00-2	Piston ring set	Citroen 2 Cyl.	77,00 mm
0318200	803716-00-1	Piston	Citroen / Fiat / Peugeot / Talbot	93,00 mm
0318200	803716-00-1	Piston	Citroen / Fiat / Peugeot / Talbot	93,00 mm

**VERGLEICHNUMMERN
CROSS-REFERENCE
MAHLE - SM**

Mahle cross ref.	SM Ref.:	Product Category	Manufacturer Type	Bore dia.
0318201	803716-50-1	Piston	Citroen / Fiat / Peugeot / Talbot	93,50 mm
0318201	803716-50-1	Piston	Citroen / Fiat / Peugeot / Talbot	93,50 mm
03182N0	793735-00-4	Piston ring set	Peugeot / Citroen / Fiat / Talbot 4 Cyl.	93,00 mm
03186N0	791143-00-4	Piston ring set	Citroen/Nissan/Opel/Peugeot/Renault/Vauxhall 4 Cyl	82,70 mm
031WV16	953710-4	Cylinder liner	Citroen / Fiat / Iveco / Peugeot	semi
03301N0	795075-00-4	Piston ring set	VW / Audi / Seat 4 Cyl.	81,00 mm
03301N2	795075-50-4	Piston ring set	VW 4 Cyl.	81,50 mm
0330400	805019-00-1	Piston	Volkswagen	81,00 mm
0330402	805019-50-1	Piston	Volkswagen	81,50 mm
03304N0	795074-00-4	Piston ring set	VW / Audi / Seat / Skoda 4 Cyl.	81,00 mm
03304N2	795074-50-4	Piston ring set	VW / Audi 4 Cyl.	81,50 mm
03310N0	795076-00-2	Piston ring set	VW / Audi 2 Cyl.	81,00 mm
03310N0	795076-00-6	Piston ring set	VW / Audi 6 Cyl.	81,00 mm
03316N0	795074-00-4	Piston ring set	VW / Audi / Seat / Skoda 4 Cyl.	81,00 mm
03316N2	795074-50-4	Piston ring set	VW / Audi 4 Cyl.	81,50 mm
03318N0	795075-00-4	Piston ring set	VW / Audi / Seat 4 Cyl.	81,00 mm
03319N0	795052-00-2	Piston ring set	VW / Audi / Seat / Skoda 2 Cyl.	82,50 mm
03319N0	795057-00-2	Piston ring set	Audi / Seat / Skoda / Volkswagen 2 Cyl.	82,50 mm
0334000	805097-00-1	Piston	Audi	78,31 mm
0334012	805097-50-1	Piston	Audi	78,81 mm
0334100	805098-00-1	Piston	Audi	78,31 mm
0334112	805098-50-1	Piston	Audi	78,81 mm
0334200	805095-00-1	Piston	Audi	78,31 mm
0334212	805095-50-1	Piston	Audi	78,81 mm
0334300	805096-00-1	Piston	Audi	78,31 mm
0334312	805096-50-1	Piston	Audi	78,81 mm
0334N0	795086-00-6	Piston ring set	Audi / VW / Skoda 6 Cyl.	78,30 mm
03469N0	795027-00-4	Piston ring set	VW 4 Cyl.	86,50 mm
0347400	805084-00-1	Piston	Volkswagen / Audi	81,01 mm
0347402	805084-50-1	Piston	Volkswagen / Audi	81,51 mm
03474N0	795037-00-4	Piston ring set	VW / Audi 4 Cyl.	81,00 mm
03474N2	795037-50-4	Piston ring set	VW / Audi 4 Cyl.	81,50 mm
0347500	805080-00-1	Piston	Volkswagen / Audi	81,01 mm
0347500	805080-00-1	Piston	Volkswagen / Audi	81,01 mm
0347502	805080-50-1	Piston	Volkswagen / Audi	81,51 mm
0347502	805080-50-1	Piston	Volkswagen / Audi	81,51 mm
03475N0	795036-00-4	Piston ring set	VW / Audi 4 Cyl.	81,00 mm
03475N2	795036-50-4	Piston ring set	VW / Audi 4 Cyl.	81,50 mm
03475N3	795036-10-4	Piston ring set	VW / Audi 4 Cyl.	82,00 mm
03475V0	795036-00-4	Piston ring set	VW / Audi 4 Cyl.	81,00 mm
03475V2	795036-50-4	Piston ring set	VW / Audi 4 Cyl.	81,50 mm
03475V3	795036-10-4	Piston ring set	VW / Audi 4 Cyl.	82,00 mm
0347600	805082-00-1	Piston	Volkswagen / Audi	81,01 mm
0347600	805082-00-1	Piston	Volkswagen / Audi	81,01 mm
0347602	805082-50-1	Piston	Volkswagen / Audi	81,51 mm
0347602	805082-50-1	Piston	Volkswagen / Audi	81,51 mm
0347700	805081-00-1	Piston	Volkswagen / Audi	81,01 mm
0347800	805081-00-1	Piston	Volkswagen / Audi	81,01 mm
0347802	805081-50-1	Piston	Volkswagen / Audi	81,51 mm
0347803	805081-10-1	Piston	Volkswagen / Audi	82,01 mm
0348502	805085-50-1	Piston	Volkswagen / Audi	83,01 mm
0348900	805085-00-1	Piston	Volkswagen / Audi	82,51 mm
0348902	805085-50-1	Piston	Volkswagen / Audi	83,01 mm
03489N0	795053-00-4	Piston ring set	VW / Audi 4 Cyl.	82,50 mm
03489N2	795053-50-4	Piston ring set	VW / Audi 4 Cyl.	83,00 mm
03489V0	795053-00-4	Piston ring set	VW / Audi 4 Cyl.	82,50 mm
0349000	805020-00-1	Piston	Audi / Volvo	81,01 mm
0349002	805020-50-1	Piston	Audi / Volvo	81,51 mm
03490N0	795009-00-5	Piston ring set	Audi / Volvo / Volkswagen 5 Cyl.	81,00 mm
03490N0	795041-00-5	Piston ring set	VW / Audi / Volvo / Seat / Skoda 5 Cyl.	81,00 mm
03490N2	795009-50-5	Piston ring set	Audi / Volvo / Volkswagen 5 Cyl.	81,50 mm
03490N2	795041-50-5	Piston ring set	VW / Volvo / Seat / Skoda 5 Cyl.	81,50 mm
0349100	805021-00-1	Piston	Audi / Volvo	81,01 mm

**VERGLEICHSNUMMERN
CROSS-REFERENCE
MAHLE - SM**

Mahle cross ref.	SM Ref.:	Product Category	Manufacturer Type	Bore dia.
0349102	805021-50-1	Piston	Audi / Volvo	81,51 mm
0349400	805087-00-1	Piston	Volkswagen / Audi	82,51 mm
0349402	805087-50-1	Piston	Volkswagen / Audi	83,01 mm
03702N0	795127-00-4	Piston ring set	Volvo 4 Cyl.	96,00 mm
03722N0	795128-00-2	Piston ring set	Volvo 2 Cyl.	92,00 mm
03742N0	795126-00-4	Piston ring set	Volvo 4 Cyl.	96,00 mm
03744N0	795111-00-1	Piston ring set	Volvo 1 Cyl.	98,43 mm
03744V0	795111-00-1	Piston ring set	Volvo 1 Cyl.	98,43 mm
0374710	805102-00-1	Piston	Volvo	98,43 mm
0374780	815103-2	Assembly	Volvo	98,43 mm
0374782	815102-2	Assembly	Volvo	98,43 mm
0374790	815102-2	Assembly	Volvo	98,43 mm
0375410	805105-00-1	Piston	Volvo	104,77 mm
0375480	815105-2	Assembly	Volvo	104,77 mm
0375510	805106-00-1	Piston	Volvo	104,77 mm
0375580	815106-2	Assembly	Volvo	104,77 mm
03755N0	795106-00-1	Piston ring set	Volvo 1 Cyl.	104,77 mm
03755N0	795106-00-2	Piston ring set	Volvo 2 Cyl.	104,77 mm
03755V0	795106-00-1	Piston ring set	Volvo 1 Cyl.	104,77 mm
03755V0	795106-00-2	Piston ring set	Volvo 2 Cyl.	104,77 mm
0375700	805108-00-1	Piston	Volvo	104,77 mm
0375780	815108-2	Assembly	Volvo	104,77 mm
0375782	815127-2	Assembly	Volvo	104,77 mm
0375790	815108-2	Assembly	Volvo	104,77 mm
0375810	805107-00-1	Piston	Volvo	104,77 mm
0375880	815107-2	Assembly	Volvo	104,77 mm
03764N0	795127-00-4	Piston ring set	Volvo 4 Cyl.	96,00 mm
03764N1	795127-30-4	Piston ring set	Volvo 4 Cyl.	96,30 mm
0377400	805112-00-1	Piston	Volvo	120,65 mm
0377490	815112-2	Assembly	Volvo	120,65 mm
03774G0	795107-00-1	Piston ring set	Volvo 1 Cyl.	120,65 mm
03774G0	795107-00-2	Piston ring set	Volvo 2 Cyl.	120,65 mm
03774N0	795107-00-1	Piston ring set	Volvo 1 Cyl.	120,65 mm
03774N0	795107-00-2	Piston ring set	Volvo 2 Cyl.	120,65 mm
0377500	805116-00-1	Piston	Volvo	120,64 mm
0377592	815116-2	Assembly	Volvo	120,65 mm
0377595	815129-2	Assembly	Volvo	120,65 mm
0377610	805110-00-1	Piston	Volvo	120,65 mm
0377683	815110-2	Assembly	Volvo	120,65 mm
03776G0	795120-00-1	Piston ring set	Volvo 1 Cyl.	120,65 mm
03776G0	795120-00-2	Piston ring set	Volvo 2 Cyl.	120,65 mm
03776G0	795120-00-H0-2	Piston ring set	Volvo 2 Cyl.	120,65 mm
03776N0	795120-00-1	Piston ring set	Volvo 1 Cyl.	120,65 mm
03776N0	795120-00-2	Piston ring set	Volvo 2 Cyl.	120,65 mm
03776N0	795120-00-H0-2	Piston ring set	Volvo 2 Cyl.	120,65 mm
0377710	805117-00-1	Piston	Volvo	120,65 mm
0377783	815117-2	Assembly	Volvo	120,65 mm
03780N0	795108-00-1	Piston ring set	Volvo 1 Cyl.	130,18 mm
03780N0	795108-00-2	Piston ring set	Volvo 2 Cyl.	130,18 mm
0378200	805124-00-1	Piston	Volvo	130,18 mm
0378292	815124-2	Assembly	Volvo	130,18 mm
0378300	805115-00-1	Piston	Volvo	130,18 mm
0378392	815115-2	Assembly	Volvo	130,18 mm
0379200	805126-00-1	Piston	Volvo	98,43 mm
0379292	815126-2	Assembly	Volvo	98,43 mm
0379800	805104-00-1	Piston	Volvo	104,77 mm
0379892	815104-2	Assembly	Volvo	104,77 mm
03798N0	795124-00-1	Piston ring set	Volvo 1 Cyl.	104,77 mm
03798N0	795124-00-2	Piston ring set	Volvo 2 Cyl.	104,77 mm
0379900	805145-00-1	Piston	Volvo	130,18 mm
03799N0	795132-00-1	Piston ring set	Volvo 1 Cyl.	130,18 mm
03799N0	795132-00-2	Piston ring set	Volvo 2 Cyl.	130,18 mm
037LW00100000	953813-1	Cylinder liner	RVI / Volvo	123,00 mm

**VERGLEICHSNUMMERN
CROSS-REFERENCE
MAHLE - SM**

Mahle cross ref.	SM Ref.:	Product Category	Manufacturer Type	Bore dia.
037LW00100001	953813-2	Cylinder liner with seal set	RVI / Volvo	123,00 mm
037LW00102001	955161-1	Cylinder liner	Volvo / Renault	131,00 mm
037WN07	955102-1	Cylinder liner	Volvo	98,43 mm
037WN07	955102-2	Cylinder liner with seal set	Volvo	98,43 mm
037WN11	955105-1	Cylinder liner	Volvo	104,77 mm
037WN11	955105-2	Cylinder liner with seal set	Volvo	104,77 mm
037WN18	955112-1	Cylinder liner	Volvo	120,65 mm
037WN21	955116-1	Cylinder liner	Volvo	120,64 mm
037WN21	955116-2	Cylinder liner with seal set	Volvo	120,64 mm
037WN22	955113-1	Cylinder liner	Volvo	130,18 mm
037WN25	955121-1	Cylinder liner	Volvo	130,18 mm
037WN25	955121-2	Cylinder liner with seal set	Volvo	130,18 mm
037WN26	955104-1	Cylinder liner	Volvo	104,77 mm
037WN26	955104-2	Cylinder liner with seal set	Volvo	104,77 mm
037WN27	955103-1	Cylinder liner	Volvo	98,43 mm
037WN27	955103-2	Cylinder liner with seal set	Volvo	98,43 mm
037WN29	955118-1	Cylinder liner	Volvo	120,65 mm
037WN29	955118-2	Cylinder liner with seal set	Volvo	120,65 mm
037WN2901	955118-2	Cylinder liner with seal set	Volvo	120,65 mm
037WN30	955114-1	Cylinder liner	Volvo	130,18 mm
037WN3001	955114-2	Cylinder liner with seal set	Volvo	130,18 mm
037WN32	955166-1	Cylinder liner	Volvo	144,00 mm
037WN34	955110-1	Cylinder liner	Volvo	120,65 mm
037WN34	955110-2	Cylinder liner with seal set	Volvo	120,65 mm
037WN35	955133-1	Cylinder liner	Volvo	131,00 mm
037WN3501	955133-2	Cylinder liner with seal set	Volvo	131,00 mm
037WN36	955164-1	Cylinder liner	Volvo	144,00 mm
037WN37	955109-1	Cylinder liner	Volvo	104,77 mm
037WN37	955109-2	Cylinder liner with seal set	Volvo	104,77 mm
037WN38	955106-1	Cylinder liner	Volvo	98,43 mm
037WN39	955163-1	Cylinder liner	Volvo	120,64 mm
037WN40	955135-1	Cylinder liner	Volvo	104,77 mm
037WN40	955135-2	Cylinder liner with seal set	Volvo	104,77 mm
037WN42	955111-1	Cylinder Liner	Volvo	104,77 mm
037WN42	955111-2	Cylinder liner with seal set	Volvo	104,77 mm
037WN48	955134-1	Cylinder liner	Volvo	131,00 mm
037WN48	955134-2	Cylinder liner with seal set	Volvo	131,00 mm
037WN4801	955134-2	Cylinder liner with seal set	Volvo	131,00 mm
037WN49	955132-1	Cylinder liner	Volvo	104,77 mm
037WN49	955132-2	Cylinder liner with seal set	Volvo	104,77 mm
037WN50	955143-1	Cylinder liner	Volvo	120,00 mm
037WN51	955124-1	Cylinder liner	Volvo	130,18 mm
037WN52	955165-1	Cylinder liner	Volvo	107,00 mm
037WN56	955162-2	Cylinder liner with seal set	Volvo / Renault	131,00 mm
037WN5600	955162-1	Cylinder liner	Volvo / Renault	131,00 mm
037WN5601	955162-2	Cylinder liner with seal set	Volvo / Renault	131,00 mm
038 09 00	805146-00-1	Piston	Volvo	120,64 mm
0380100	805113-00-1	Piston	Volvo	130,18 mm
0380190	815121-2	Assembly	Volvo	130,18 mm
0380192	815113-2	Assembly	Volvo	130,18 mm
03801G0	795147-00-2	Piston ring set	Volvo 2 Cyl.	130,18 mm
03801N0	795113-00-1	Piston ring set	Volvo 1 Cyl.	130,18 mm
03801NO	795180-00-2	Piston ring set	Volvo 2 Cyl.	130,18 mm
03801V0	795113-00-1	Piston ring set	Volvo 1 Cyl.	130,18 mm
03803N0	795142-00-1	Piston ring set	Volvo 1 Cyl.	131,00 mm
0380400	805114-00-1	Piston	Volvo	130,18 mm
0380490	815130-2	Assembly	Volvo	130,18 mm
0380492	815114-1	Assembly	Volvo	130,18 mm
0380492	815114-2	Assembly	Volvo	130,18 mm
0380500	805120-00-1	Piston	Volvo	130,18 mm
0380800	805134-00-1	Piston	Volvo	131,00 mm
0380890	815160-2	Assembly	Volvo	131,00 mm
0380990	815146-1	Assembly	Volvo	120,64 mm

**VERGLEICHSNUMMERN
CROSS-REFERENCE
MAHLE - SM**

Mahle cross ref.	SM Ref.:	Product Category	Manufacturer Type	Bore dia.
03809N0	795129-00-1	Piston ring set	Volvo 1 Cyl.	120,65 mm
03810N0	795179-00-1	Piston ring set	Volvo 1 Cyl.	144,00 mm
03811N0	795178-00-1	Piston ring set	Volvo 1 Cyl.	144,00 mm
0381400	805111-00-1	Piston	Volvo	83,01 mm
03814N0	795137-00-5	Piston ring set	Volvo 5 Cyl.	83,00 mm
03816N0	795177-00-1	Piston ring set	Volvo 1 Cyl.	144,00 mm
03825N0	795136-00-6	Piston ring set	Volvo 6 Cyl.	81,00 mm
0382800	805125-00-1	Piston	Volvo	104,77 mm
0382890	815125-2	Assembly	Volvo	104,77 mm
03828N0	795130-00-1	Piston ring set	Volvo 1 Cyl.	104,77 mm
03828N0	795130-00-2	Piston ring set	Volvo 2 Cyl.	104,77 mm
0382900	805109-00-1	Piston	Volvo	104,77 mm
0382992	815109-2	Assembly	Volvo	104,77 mm
03829N0	795130-00-1	Piston ring set	Volvo 1 Cyl.	104,77 mm
03829N0	795130-00-2	Piston ring set	Volvo 2 Cyl.	104,77 mm
03829V0	795130-00-1	Piston ring set	Volvo 1 Cyl.	104,77 mm
03829V0	795130-00-2	Piston ring set	Volvo 2 Cyl.	104,77 mm
0383700	805132-00-1	Piston	Volvo	104,77 mm
0383792	815133-2	Assembly	Volvo	104,77 mm
0383793	815132-2	Assembly	Volvo	104,77 mm
0383794	815111-2	Assembly	Volvo	104,77 mm
03837N0	795150-00-1	Piston ring set	Volvo 1 Cyl.	104,77 mm
03838N0	795199-00-1	Piston ring set	Volvo 1 Cyl.	98,43 mm
0384200	805162-00-1	Piston	Volvo	130,18 mm
0384292	815162-1	Assembly	Volvo	130,18 mm
0384300	805140-00-1	Piston	Volvo	131,01 mm
0384390	815140-2	Assembly	Volvo	131,00 mm
03843N0	795142-00-1	Piston ring set	Volvo 1 Cyl.	131,00 mm
0384400	805163-00-1	Piston	Volvo	120,64 mm
0384492	815163-1	Assembly	Volvo	120,64 mm
0384600	805165-00-1	Piston	Volvo	144,00 mm
0384690	815165-1	Assembly	Volvo	144,00 mm
03848N0	795123-00-1	Piston ring set	Volvo 1 Cyl.	120,65 mm
03848N0	795123-00-2	Piston ring set	Volvo 2 Cyl.	120,65 mm
03852N0	795152-00-1	Piston ring set	Volvo 1 Cyl.	83,00 mm
0385500	805164-00-1	Piston	Volvo	144,00 mm
0385590	815164-1	Assembly	Volvo	144,00 mm
0385600	805141-00-1	Piston	Volvo	131,01 mm
0385690	815141-2	Assembly	Volvo	131,00 mm
0385700	805143-00-1	Piston	Volvo	120,00 mm
0385790	815143-2	Assembly	Volvo	120,00 mm
03857N0	795159-00-1	Piston ring set	Volvo 1 Cyl.	120,00 mm
0385900	805161-00-1	Piston	Volvo	130,18 mm
0385992	815161-1	Assembly	Volvo	130,18 mm
03862N0	795176-00-1	Piston ring set	Volvo 1 Cyl.	107,00 mm
03864N0	795165-00-5	Piston ring set	Volvo 5 Cyl.	81,00 mm
0387000	805035-00-1	Piston	Aud / Ford / Seat / Skoda / Volkswagen	79,51 mm
0387300	805119-00-1	Piston	RVI / Volvo	131,01 mm
03873N0	795161-00-1	Piston ring set	RVI / Volvo 1 Cyl.	131,00 mm
0388900	805118-00-1	Piston	Volvo	131,00 mm
0388990	815118-1	Assembly	Volvo	131,01 mm
0388990	815118-2	Assembly	Volvo	131,01 mm
0390100	803726-00-1	Piston	Citroen / Nissan / Peugeot / Rover	77,00 mm
0390100	803726-00-1	Piston	Citroen / Nissan / Peugeot / Rover	77,00 mm
03901G0	793726-00-4	Piston ring set	Peugeot / Citroen / Nissan / Rover 4 Cyl.	77,00 mm
03901N0	793726-00-4	Piston ring set	Peugeot / Citroen / Nissan / Rover 4 Cyl.	77,00 mm
03901V0	793726-00-4	Piston ring set	Peugeot / Citroen / Nissan / Rover 4 Cyl.	77,00 mm
03902V0	793725-00-4	Piston ring set	Peugeot / Citroen / Fiat 4 Cyl.	83,00 mm
0390600	803707-00-1	Piston	Peugeot	92,00 mm
0390611	803707-50-1	Piston	Peugeot	92,50 mm
03906N0	793740-00-4	Piston ring set	Peugeot / Fiat / Citroen / DAF 4 Cyl.	92,00 mm
0392400	803703-00-1	Piston	Peugeot	83,00 mm
0392400	803703-00-1	Piston	Peugeot	83,00 mm

**VERGLEICHNUMMERN
CROSS-REFERENCE
MAHLE - SM**

Mahle cross ref.	SM Ref.:	Product Category	Manufacturer Type	Bore dia.
0392402	803703-50-1	Piston	Peugeot	83,50 mm
0392402	803703-50-1	Piston	Peugeot	83,50 mm
03924N0	793723-00-4	Piston ring set	Peugeot/Fiat/Citroen/Rover/Lada/Suzuki 4 Cyl.	83,00 mm
03924N1	793723-50-4	Piston ring set	Peugeot/Fiat/Citroen/Rover/Lada 4 Cyl.	83,50 mm
03924V0	793723-00-4	Piston ring set	Peugeot/Fiat/Citroen/Rover/Lada/Suzuki 4 Cyl.	83,00 mm
0392500	803725-00-1	Piston	Citroen / Fiat / Iveco / Peugeot	84,00 mm
0392590	813725-4	Assembly	Citroen / Fiat / Iveco / Peugeot	84,00 mm
03929V0	793704-00-4	Piston ring set	Peugeot 4 Cyl.	84,00 mm
03932N0	793712-00-4	Piston ring set	Peugeot / Fiat / Citroen 4 Cyl.	84,00 mm
0393392	813721-4	Assembly	Peugeot	84,00 mm
0394100	803708-00-1	Piston	Peugeot	90,00 mm
0394190	813708-1	Assembly	Peugeot	90,00 mm
03941N0	793708-00-2	Piston ring set	Peugeot/ Ford/ Renault/ RVI/ Opel/ Volo/Aro 2 Cyl.	90,00 mm
0394300	803729-00-1	Piston	Citroen / Renault	88,01 mm
0394393	813729-4	Assembly	Citroen / Renault	88,01 mm
03943G0	793733-00-4	Piston ring set	Peugeot 4 Cyl.	88,00 mm
03943N0	793777-00-4	Piston ring set	Peugeot / Citroen / Renault 4 Cyl.	88,00 mm
03943V0	793777-00-4	Piston ring set	Peugeot / Citroen / Renault 4 Cyl.	88,00 mm
0394500	803717-00-1	Piston	Citroen / Fiat / Iveco / Lancia / Peugeot	85,00 mm
0394700	803718-00-1	Piston	Peugeot	94,00 mm
03947N0	793718-00-4	Piston ring set	DAF / Ford / Peugeot / Ssang Yong / Talbot 4 Cyl.	94,00 mm
0394800	803704-00-1	Piston	Peugeot	94,00 mm
0394801	803704-40-1	Piston	Peugeot	94,40 mm
0394802	803704-60-1	Piston	Peugeot	94,60 mm
0394803	803704-10-1	Piston	Peugeot	95,00 mm
03948G0	793714-00-4	Piston ring set	DAF /Citroen /Ford /Peugeot /Aro /Ssangyong 4 Cyl.	94,00 mm
03948N0	793714-00-4	Piston ring set	DAF /Citroen /Ford /Peugeot /Aro /Ssangyong 4 Cyl.	94,00 mm
03948N1	793714-40-4	Piston ring set	Peugeot 4 Cyl.	94,40 mm
0395100	803706-00-1	Piston	Peugeot	94,00 mm
0395100	803706-00-1	Piston	Peugeot	94,00 mm
0395101	803706-40-1	Piston	Peugeot	94,40 mm
0395101	803706-40-1	Piston	Peugeot	94,40 mm
03952N0	793718-00-4	Piston ring set	DAF / Ford / Peugeot / Ssang Yong / Talbot 4 Cyl.	94,00 mm
0395300	803728-00-1	Piston	Citroen / Fiat / Peugeot	88,00 mm
0395390	813728-4	Assembly	Citroen / Fiat / Peugeot	88,00 mm
03953N0	793707-00-2	Piston ring set	Peugeot / Fiat / Citroen / Renault / Talbot 2 Cyl.	88,00 mm
03953V0	793707-00-2	Piston ring set	Peugeot / Fiat / Citroen / Renault / Talbot 2 Cyl.	88,00 mm
0395400	803715-00-1	Piston	Peugeot	88,00 mm
0395490	813715-1	Assembly	Peugeot	88,00 mm
03954N0	793715-00-4	Piston ring set	Peugeot / Ford 4 Cyl.	88,00 mm
03954V0	793715-00-4	Piston ring set	Peugeot / Ford 4 Cyl.	88,00 mm
03958N0	793709-00-4	Piston ring set	Citroen / Peugeot 4 Cyl.	72,00 mm
03959N0	793706-00-4	Piston ring set	Peugeot / Citroen 4 Cyl.	72,00 mm
03959V0	793706-00-4	Piston ring set	Peugeot / Citroen 4 Cyl.	72,00 mm
0396000	803727-00-1	Piston	Citroen / Peugeot	70,00 mm
0396090	813727-4	Assembly	Citroen / Peugeot	70,00 mm
03963V0	793705-00-4	Piston ring set	Peugeot 4 Cyl.	75,00 mm
03964N0	793738-00-4	Piston ring set	Peugeot / Citroen / Talbot 4 Cyl.	75,00 mm
0396800	803750-00-1	Piston	Citroen / Fiat / Peugeot	83,00 mm
0396890	813750-4		Citroen / Peugeot	83,00 mm
0396900	803723-00-1	Piston	Peugeot	78,00 mm
0396990	813723-4	Assembly	Peugeot	78,00 mm
03969N0	793721-00-4	Piston ring set	Peugeot 4 Cyl.	78,00 mm
0397300	803701-00-1	Piston	Peugeot	80,00 mm
03973N0	793727-00-4	Piston ring set	Peugeot / Citroen 4 Cyl.	80,00 mm
03973V0	793727-00-4	Piston ring set	Peugeot / Citroen 4 Cyl.	80,00 mm
03976N0	793717-00-4	Piston ring set	Peugeot / Citroen 4 Cyl.	83,00 mm
03976V0	793717-00-4	Piston ring set	Peugeot / Citroen 4 Cyl.	83,00 mm
0397800	803702-00-1	Piston	Peugeot	80,00 mm
0397801	803702-50-1	Piston	Peugeot	80,50 mm
03979N0	793724-00-4	Piston ring set	Peugeot / Citroen 4 Cyl.	83,00 mm
03980N0	793724-00-4	Piston ring set	Peugeot / Citroen 4 Cyl.	83,00 mm
03980V0	793724-00-4	Piston ring set	Peugeot / Citroen 4 Cyl.	83,00 mm

**VERGLEICHNUMMERN
CROSS-REFERENCE
MAHLE - SM**

Mahle cross ref.	SM Ref.:	Product Category	Manufacturer Type	Bore dia.
0398100	803720-00-1	Piston	Peugeot	83,00 mm
0398190	813720-4	Assembly	Peugeot	83,00 mm
03982N0	793725-00-1	Piston ring set	Peugeot / Citroen / Fiat 1 Cyl.	83,00 mm
03982V0	793765-00-4	Piston ring set	Citroen / Fiat / Peugeot	83,00 mm
03989N0	793730-00-4	Piston ring set	Peugeot / Fiat / Citroen 4 Cyl.	85,00 mm
0399100	803709-00-1	Piston	Peugeot	83,00 mm
0399500	803731-00-1	Piston	Citroen / Fiat / Peugeot	86,00 mm
0399500	803731-00-1	Piston	Citroen / Fiat / Peugeot	86,00 mm
0399500	803731-40-1	Piston	Citroen / Fiat / Peugeot	86,50 mm
0399500	803731-40-1	Piston	Citroen / Fiat / Peugeot	86,50 mm
0399600	803719-00-1	Piston	Citroen / Fiat / Iveco / Lada / Peugeot / Suzuki	83,00 mm
03996N0	793744-00-4	Piston ring set	Peugeot / Fiat / Citroen / Lada / Suzuki 4 Cyl.	83,00 mm
03996N1	793744-50-4	Piston ring set	Peugeot / Fiat / Citroen / Lada / Suzuki 4 Cyl.	83,50 mm
03998N0	793753-00-4	Piston ring set	Peugeot / Citroen 4 Cyl.	92,00 mm
0399900	803749-00-1	Piston	Citroen / Fiat / Lancia / Peugeot / Suzuki	85,00 mm
0399900	803749-00-1	Piston	Citroen / Fiat / Lancia / Peugeot / Suzuki	85,00 mm
0399903	803749-50-1	Piston	Citroen / Fiat / Lancia / Peugeot / Suzuki	85,50 mm
0399903	803749-50-1	Piston	Citroen / Fiat / Lancia / Peugeot / Suzuki	85,50 mm
03999N0	793749-00-4	Piston ring set	Peugeot/ Fiat/ Citroen/ Suzuki/ Ford/ Volvo 4 Cyl.	85,00 mm
039PI00113000	803737-00-1	Piston	Peugeot / Citroen / Ford / Volo	75,00 mm
039PI00113000	803737-00-1	Piston	Peugeot / Citroen / Ford / Volo	75,00 mm
039RS001010N0	793766-00-4	Piston ring set	Citroen / Peugeot 4 Cyl.	78,50 mm
039RS001130N0	793770-00-4	Piston ring set	Peugeot / Citroen / Ford / Toyota / Volvo 4 Cyl.	75,00 mm
039RS001130N0	793770-50-4	Piston ring set	Peugeot / Citroen / Ford / Toyota / Volvo 4 Cyl.	75,50 mm
039RS001130N2	803737-50-1	Piston	Peugeot / Citroen / Ford / Volo	75,50 mm
039RS001130N2	803737-50-1	Piston	Peugeot / Citroen / Ford / Volo	75,50 mm
039RS001200N0	793716-00-3	Piston ring set	Citroen / Peugeot 3 Cyl.	75,00 mm
039WN10	953725-4	Cylinder liner	Citroen / Fiat / Iveco / Peugeot	84,00 mm
039WN12	953715-4	Cylinder liner	Peugeot	88,00 mm
039WN13	953724-4	Cylinder liner	Caterpillar / Citroen / Fiat / Iveco / Peugeot	88,00 mm
039WN15	953708-1	Cylinder liner	Peugeot	90,00 mm
039WN18	953723-4	Cylinder liner	Peugeot	78,00 mm
039WN24	953717-4	Cylinder liner	Peugeot	83,00 mm
039WN25	953807-4	Cylinder liner	Renault	88,00 mm
039WN27	953727-4	Cylinder liner	Citroen / Peugeot	70,00 mm
039WN33	953709-4	Cylinder liner	Citroen / Renault	88,01 mm
039WN34	953712-4	Cylinder liner	Peugeot	72,00 mm
039WV16	953703-4	Cylinder liner	Peugeot	semi
039WV21	953702-4	Cylinder liner	Citroen / Peugeot	semi
039WV23	953701-4	Cylinder liner	Peugeot	semi
039WV42	953706-4	Cylinder liner	Citroen / Ford / Mazda / Mini / Peugeot	Semi
0400100	803705-00-1	Piston	Peugeot	82,20 mm
0400100	803705-00-1	Piston	Peugeot	82,20 mm
0400101	803705-60-1	Piston	Peugeot	82,80 mm
0400101	803705-60-1	Piston	Peugeot	82,80 mm
04001N0	791142-00-4	Piston ring set	Citroen / Peugeot / Fiat 4 Cyl.	82,20 mm
04001N1	791142-60-4	Piston ring set	Citroen / Peugeot / Fiat 4 Cyl.	82,80 mm
0400200	803730-00-1	Piston	Citroen / Peugeot	75,00 mm
0400290	813730-4	Assembly	Citroen / Peugeot	75,00 mm
04002N0	793755-00-4	Piston ring set	Peugeot / Citroen 4 Cyl.	75,00 mm
0400300	803711-00-1	Piston	Peugeot	73,70 mm
0400300	803711-00-1	Piston	Peugeot	73,70 mm
0400302	803711-50-1	Piston	Peugeot	74,20 mm
0400302	803711-50-1	Piston	Peugeot	74,20 mm
0400400	803736-00-1	Piston	Citroen / Peugeot	78,50 mm
04004N0	793752-00-4	Piston ring set	Peugeot / Citroen 4 Cyl.	78,50 mm
04005N0	793756-00-4	Piston ring set	Peugeot / Ford / Citroen / Toyota 4 Cyl.	73,70 mm
0400600	803710-00-1	Piston	Peugeot/Mini/Volvo/Citroen/Ford/Fiat/Mazda	75,00 mm
0400600	803710-00-1	Piston	Peugeot/Mini/Volvo/Citroen/Ford/Fiat/Mazda	75,00 mm
04006N0	793758-00-4	Piston ring set	Citroen/Fiat/Mazda/Mini/Peugeot/Suzuki/Volvo 4 Cyl	75,00 mm
04007N0	793729-00-4	Piston ring set	Peugeot / Fiat / Citroen / Suzuki 4 Cyl.	83,00 mm
04007V0	793729-00-4	Piston ring set	Peugeot / Fiat / Citroen / Suzuki 4 Cyl.	83,00 mm
04008V0	793743-00-4	Piston ring set	Peugeot / Fiat 4 Cyl.	78,50 mm

**VERGLEICHNUMMERN
CROSS-REFERENCE
MAHLE - SM**

Mahle cross ref.	SM Ref.:	Product Category	Manufacturer Type	Bore dia.
04009N0	793747-00-4	Piston ring set	Peugeot / Citroen 4 Cyl.	92,00 mm
04009N2	793747-50-4	Piston ring set	Peugeot 4 Cyl.	92,50 mm
04009V2	793747-50-4	Piston ring set	Peugeot 4 Cyl.	92,50 mm
0401100	803722-00-1	Piston	Peugeot	75,00 mm
0401190	813722-4	Assembly	Peugeot	75,00 mm
0401300	803732-00-1	Piston	Peugeot	86,00 mm
04014N0	792060-00-4	Piston ring set	Fiat / Citroen / Renault / Seat 4 Cyl.	93,00 mm
04016N0	793751-00-4	Piston ring set	Peugeot / Citroen 4 Cyl.	85,00 mm
0401800	803712-00-1	Piston	Peugeot	72,00 mm
0401800	803712-00-1	Piston	Peugeot	72,00 mm
0401890	813712-4	Assembly	Peugeot	72,00 mm
04018N0	793754-00-4	Piston ring set	Peugeot / Citroen 4 Cyl.	72,00 mm
04025N0	793760-00-4	Piston ring set	Peugeot / Citroen 4 Cyl.	75,00 mm
0403200	803724-00-1	Piston	Citroen / Fiat / Peugeot	88,00 mm
0403290	813724-4	Assembly	Citroen / Fiat / Peugeot	88,00 mm
04033V0	793704-00-4	Piston ring set	Peugeot 4 Cyl.	84,00 mm
0430300	803602-00-1	Piston	Perkins	98,48 mm
0430392	813602-1	Assembly	Perkins	98,48 mm
0431900	803610-00-1	Piston	Perkins	100,00 mm
04319N0	793614-00-2	Piston ring set	Perkins 2 Cyl.	100,00 mm
04320G0	793611-00-1	Piston ring set	Perkins 1 Cyl.	91,48 mm
04321N0	793624-00-1	Piston ring set	Perkins / Fap-Famos 1 Cyl.	91,48 mm
04321V0	793624-00-1	Piston ring set	Perkins / Fap-Famos 1 Cyl.	91,48 mm
0432200	803606-00-1	Piston	Perkins	91,48 mm
0432300	803606-00-1	Piston	Perkins	91,48 mm
0432600	803603-00-1	Piston	Perkins	98,48 mm
0432693	813603-1	Assembly	Perkins	98,48 mm
04326G0	793620-00-2	Piston ring set	Perkins / Leyland / RVI / Volvo 2 Cyl.	98,48 mm
04326N0	793610-00-2	Piston ring set	Perkins 2 Cyl.	98,48 mm
04326V0	793620-00-2	Piston ring set	Perkins / Leyland / RVI / Volvo 2 Cyl.	98,48 mm
0433010	803604-00-1	Piston	Perkins	101,05 mm
04330G0	793621-00-2	Piston ring set	Perkins 2 Cyl.	101,05 mm
04330N0	793621-00-2	Piston ring set	Perkins 2 Cyl.	101,05 mm
04330V0	793621-00-2	Piston ring set	Perkins 2 Cyl.	101,05 mm
04331N0	793626-00-2	Piston ring set	Chrysler / Leyland / Perkins 2 Cyl.	98,48 mm
04331N0	793697-00-1	Piston ring set	Perkins 1 Cyl.	98,48 mm
0436000	803601-00-1	Piston	Perkins	98,48 mm
0436090	813601-1	Assembly	Perkins	98,48 mm
04361N0	793615-00-2	Piston ring set	Perkins 2 Cyl.	98,48 mm
04361N0	793615-00-2	Piston ring set	Perkins 2 Cyl.	98,48 mm
04363N0	793627-00-1	Piston ring set	Perkins 1 Cyl.	98,48 mm
04363N0	793627-00-1	Piston ring set	Perkins 1 Cyl.	98,48 mm
04367N0	793629-00-2	Piston ring set	Fiat / Iveco / Massey / Perkins 2 Cyl.	101,05 mm
0437100	803605-00-1	Piston	Perkins	101,05 mm
0437500	803611-00-1	Piston	Perkins	98,48 mm
04375N0	793610-00-2	Piston ring set	Perkins 2 Cyl.	98,48 mm
0438000	803609-00-1	Piston	Perkins	100,00 mm
04394N0	793639-00-2	Piston ring set	Perkins 2 Cyl.	100,00 mm
043WT13	953603-1	Cylinder liner	Perkins	98,48 mm
043WT44	953611-1	Cylinder liner	Perkins	100,00 mm
043WV07	953606-1	Cylinder liner	Perkins	semi
043WV12	953604-1	Cylinder liner	Perkins	semi
043WV14	953608-1	Cylinder liner	Fiat / Iveco / Massey-Ferguson / Perkins	semi
043WV20	953602-1	Cylinder liner	Perkins	semi
043WV42	953612-1	Cylinder liner	Perkins	Semi
043WV43	953609-1	Cylinder liner	Perkins	semi
05523N0	791256-00-2	Piston ring set	Mercedes Benz 2 Cyl.	83,00 mm
05961V0	794207-00-4	Piston ring set	Skoda 4 Cyl.	75,50 mm
05961V0	797205-00-4	Piston ring set	Hyundai 4 Cyl.	75,50 mm
0610100	803914-00-1	Piston	Scania	127,00 mm
0610190	813916-2	Assembly	Scania	127,00 mm
0610192	813915-2	Assembly	Scania	127,00 mm
0610300	803918-00-1	Piston	Scania	127,00 mm

**VERGLEICHSNUMMERN
CROSS-REFERENCE
MAHLE - SM**

Mahle cross ref.	SM Ref.:	Product Category	Manufacturer Type	Bore dia.
0610390	813920-2	Assembly	Scania	127,00 mm
0610392	813922-2	Assembly	Scania	127,00 mm
06106N0	793923-00-1	Piston ring set	Scania 1 Cyl.	127,00 mm
06106N0	793923-00-2	Piston ring set	Scania 2 Cyl.	127,00 mm
0612600	803905-00-1	Piston	Scania	127,00 mm
0612690	813914-2	Assembly	Scania	127,00 mm
0612700	803906-00-1	Piston	Scania	127,00 mm
0612790	813906-2	Assembly	Scania	127,00 mm
06127N0	793908-00-1	Piston ring set	Scania 1 Cyl.	127,00 mm
06130N0	793904-00-1	Piston ring set	Scania 1 Cyl.	127,00 mm
06130V0	793904-00-1	Piston ring set	Scania 1 Cyl.	127,00 mm
0613400	803907-00-1	Piston	Scania	127,00 mm
0613494	813907-2	Assembly	Scania	127,00 mm
06134N0	793907-00-1	Piston ring set	Scania 1 Cyl.	127,00 mm
06134V0	793907-00-1	Piston ring set	Scania 1 Cyl.	127,00 mm
06134V0	793907-00-2	Piston ring set	Scania 2 Cyl.	127,00 mm
0613500	803911-00-1	Piston	Scania	127,00 mm
0613592	813911-2	Assembly	Scania	127,00 mm
0613600	803912-00-1	Piston	Scania	127,00 mm
0613692	813912-2	Assembly	Scania	127,00 mm
06136N0	793914-00-1	Piston ring set	Scania 1 Cyl.	127,00 mm
06136N0	793914-00-2	Piston ring set	Scania 2 Cyl.	127,00 mm
0613800	803910-00-1	Piston	Scania	127,00 mm
0613892	813910-2	Assembly	Scania	127,00 mm
0614100	803913-00-1	Piston	Scania	127,00 mm
0614192	813913-2	Assembly	Scania	127,00 mm
06141N0	793925-00-1	Piston ring set	Scania 1 Cyl.	127,00 mm
0614200	803917-00-1	Piston	Scania	127,00 mm
0614290	813917-2	Assembly	Scania	127,00 mm
0614292	813917-2	Assembly	Scania	127,00 mm
06142N0	793916-00-1	Piston ring set	Scania 1 Cyl.	127,00 mm
06142N0	793916-00-2	Piston ring set	Scania 2 Cyl.	127,00 mm
0614700	803916-00-1	Piston	Scania	127,00 mm
0614790	813918-2	Assembly	Scania	127,00 mm
0614793	813921-2	Assembly	Scania	127,00 mm
0615600	803919-00-1	Piston	Scania	127,00 mm
0615690	813919-2	Assembly	Scania	127,00 mm
0616100	803901-00-1	Piston	Scania	115,00 mm
0616190	813901-2	Assembly	Scania	115,00 mm
06161N0	793912-00-1	Piston ring set	Scania 1 Cyl.	115,00 mm
06161V0	793912-00-1	Piston ring set	Scania 1 Cyl.	115,00 mm
0616200	803902-00-1	Piston	Scania	115,00 mm
0616290	813902-2	Assembly	Scania	115,00 mm
0616300	803903-00-1	Piston	Scania	115,00 mm
0616392	813903-2	Assembly	Scania	115,00 mm
06163N0	793913-00-1	Piston ring set	Scania 1 Cyl.	115,00 mm
06163N0	793913-00-2	Piston ring set	Scania 2 Cyl.	115,00 mm
0616400	803904-00-1	Piston	Scania	115,00 mm
0616490	813905-2	Assembly	Scania	115,00 mm
0616492	813908-2	Assembly	Scania	115,00 mm
06165N0	793926-00-2	Piston ring set	Scania 2 Cyl.	115,00 mm
06168N0	793909-00-2	Piston ring set	Scania 2 Cyl.	115,00 mm
06171N0	793903-00-1	Piston ring set	Scania 1 Cyl.	115,00 mm
061PI00128000	803918-00-1	Piston	Scania	127,00 mm
061PI00129000	803919-00-1	Piston	Scania	127,00 mm
061WN01	953902-1	Cylinder liner	Scania	115,00 mm
061WN04	953905-1	Cylinder liner	Scania	127,00 mm
061WN04	953905-2	Cylinder liner with seal set	Scania	127,00 mm
061WN06	953912-1	Cylinder liner	Scania	127,00 mm
061WN07	953910-1	Cylinder liner	Scania	127,00 mm
061WN08	953901-1	Cylinder liner	Scania	115,00 mm
061WN08	953901-2	Cylinder liner with seal set	Scania	115,00 mm
061WN09	953910-1	Cylinder liner	Scania	127,00 mm

**VERGLEICHNUMMERN
CROSS-REFERENCE
MAHLE - SM**

Mahle cross ref.	SM Ref.:	Product Category	Manufacturer Type	Bore dia.
061WN09	953910-2	Cylinder liner with seal set	Scania	127,00 mm
061WN0901	953910-2	Cylinder liner with seal set	Scania	127,00 mm
061WN11	953903-1	Cylinder liner	Scania	115,00 mm
061WN11	953903-2	Cylinder liner with seal set	Scania	115,00 mm
061WN12	953913-1	Cylinder liner	Scania	127,00 mm
061WN12	953913-2	Cylinder liner with seal set	Scania	127,00 mm
061WN13	953912-1	Cylinder liner	Scania	127,00 mm
061WN14	953914-1	Cylinder liner	Scania	127,00 mm
061WN14	953914-2	Cylinder liner with seal set	Scania	127,00 mm
061WN15	953907-1	Cylinder liner	Scania	127,00 mm
061WN15	953907-2	Cylinder liner with seal set	Scania	127,00 mm
061WN1501	953907-2	Cylinder liner with seal set	Scania	127,00 mm
061WN17	953916-1	Cylinder liner	Scania	127,00 mm
061WN17	953916-2	Cylinder liner with seal set	Scania	127,00 mm
061WN1701	953916-2	Cylinder liner with seal set	Scania	127,00 mm
061WN19	953915-1	Cylinder liner	Scania	127,00 mm
061WN19	953915-2	Cylinder liner with seal set	Scania	127,00 mm
061WN1901	953915-2	Cylinder liner with seal set	Scania	127,00 mm
061WN25	953911-1	Cylinder liner	Scania	115,00 mm
061WN26	953906-1	Cylinder liner	Scania	127,00 mm
061WN26	953906-2	Cylinder liner with seal set	Scania	127,00 mm
061WN2601	953906-2	Cylinder liner with seal set	Scania	127,00 mm
06355N0	792088-00-5	Piston ring set	Fiat 5 Cyl.	83,00 mm
0810400	800726-00-1	Piston	BMW	84,00 mm
0810402	800726-50-1	Piston	BMW	84,50 mm
0811300	800728-00-1	Piston	BMW	84,00 mm
0811302	800728-50-1	Piston	BMW	84,50 mm
08121N0	790716-00-4	Piston ring set	BMW 4 Cyl.	84,00 mm
08121N0	790717-00-6	Piston ring set	BMW 6 Cyl.	84,00 mm
08169N0	790713-00-6	Piston ring set	BMW 6 Cyl.	80,00 mm
0817500	800720-00-1	Piston	BMW	80,00 mm
0817502	800720-50-1	Piston	BMW	80,50 mm
08176N0	790710-00-6	Piston ring set	BMW 6 Cyl.	80,00 mm
08176V0	790710-00-6	Piston ring set	BMW 6 Cyl.	80,00 mm
08176V0	790737-00-6	Piston ring set	BMW 6 Cyl.	80,00 mm
0817700	800722-00-1	Piston	BMW	80,00 mm
0817700	800724-00-1	Piston	BMW	84,00 mm
0817702	800722-50-1	Piston	BMW	80,50 mm
08193V0	790706-00-4	Piston ring set	BMW 4 Cyl.	89,00 mm
081RS001010N0	790748-00-2	Piston ring set	BMW / VW 2 Cyl.	84,00 mm
081RS001040N0	790755-00-4	Piston ring set	BMW 4 Cyl.	77,00 mm
081RS001040N0	793775-00-4	Piston ring set	Peugeot/ Citroen 4 Cyl.	77,00 mm
081RS001040N2	793775-50-4	Piston ring set	Peugeot / Citroen 4 Cyl.	77,50 mm
08232N0	790706-00-4	Piston ring set	BMW 4 Cyl.	89,00 mm
08237N0	790711-00-4	Piston ring set	BMW 4 Cyl.	84,00 mm
08257N0	790715-00-6	Piston ring set	BMW 6 Cyl.	92,00 mm
08262N0	790701-00-2	Piston ring set	BMW / Opel / Rover / Vauxhall 2 Cyl.	80,00 mm
08262N0	790701-00-4	Piston ring set	BMW / BLMC / Opel / Rover 4 Cyl.	80,00 mm
08262N0	790720-00-6	Piston ring set	BMW 6 Cyl.	80,00 mm
08267N0	790702-00-6	Piston ring set	BMW 6 Cyl.	80,00 mm
08272N0	790703-00-4	Piston ring set	BMW 4 Cyl.	84,00 mm
08272N0	790721-00-6	Piston ring set	BMW 6 Cyl.	84,00 mm
08273N0	790719-00-6	Piston ring set	BMW 6 Cyl.	80,00 mm
08278N0	790730-00-8	Piston ring set	BMW 8 Cyl.	89,00 mm
0830500	800730-00-1	Piston	BMW	84,00 mm
0830502	800730-50-1	Piston	BMW	84,50 mm
08310N0	790736-00-4	Piston ring set	BMW 4 Cyl.	85,00 mm
08311N0	790792-00-3	Piston ring set	BMW 3 Cyl.	80,00 mm
08311V0	790792-00-3	Piston ring set	BMW 3 Cyl.	80,00 mm
08313N0	790748-00-2	Piston ring set	BMW / VW 2 Cyl.	84,00 mm
08318N0	790738-00-2	Piston ring set	BMW / BLMC 2 Cyl.	84,00 mm
08320N0	790748-00-2	Piston ring set	BMW / VW 2 Cyl.	84,00 mm
08321N0	790741-00-2	Piston ring set	BMW 2 Cyl.	84,00 mm

**VERGLEICHNUMMERN
CROSS-REFERENCE
MAHLE - SM**

Mahle cross ref.	SM Ref.:	Product Category	Manufacturer Type	Bore dia.
08324N0	790740-00-2	Piston ring set	BMW 2 Cyl.	84,00 mm
08325N0	790736-00-4	Piston ring set	BMW 4 Cyl.	85,00 mm
08327N0	790756-00-4	Piston ring set	BMW 4 Cyl.	84,00 mm
0893000	802701-00-1	Piston	IHC	88,90 mm
0893090	812701-1	Assembly	IHC	88,90 mm
0896000	802703-00-1	Piston	IHC	98,425mm
0896093	812703-2	Assembly	IHC	98,425mm
08960N0	792706-00-1	Piston ring set	IHC 1 Cyl.	98,43 mm
08960N0	792707-00-1	Piston ring set	IHC 1 Cyl.	98,43 mm
0896100	802702-00-1	Piston	IHC	98,425mm
0896193	812702-2	Assembly	IHC	98,425mm
089WN08	952701-4	Cylinder liner	IHC	88,90 mm
089WN16	952702-1	Cylinder liner	IHC	98,425mm
089WN17	952703-1	Cylinder liner	IHC	98,425mm
0990100	801520-00-1	Piston	KHD	100,00 mm
0990192	811520-1	Assembly	KHD	100,00 mm
09901N0	791539-00-1	Piston ring set	KHD 1 Cyl.	100,00 mm
09908N0	791512-00-1	Piston ring set	KHD 1 Cyl.	91,00 mm
09908V0	791512-00-1	Piston ring set	KHD 1 Cyl.	91,00 mm
0992500	801518-00-1	Piston	KHD	95,00 mm
0992590	811518-4	Assembly	KHD	95,00 mm
0992600	801518-00-1	Piston	KHD	95,00 mm
09926V0	791518-00-1	Piston ring set	KHD 1 Cyl.	95,00 mm
0993300	801501-00-1	Piston	KHD	100,00 mm
0993301	801501-50-1	Piston	KHD	100,50 mm
0993302	801501-10-1	Piston	KHD	101,00 mm
0993390	811501-1	Assembly	KHD	100,00 mm
0993392	811513-1	Assembly	KHD	100,00 mm
09933N0	791506-00-1	Piston ring set	KHD 1 Cyl.	100,00 mm
09933N1	791506-50-1	Piston ring set	KHD 1 Cyl.	100,50 mm
09933N2	791506-10-1	Piston ring set	KHD 1 Cyl.	101,00 mm
09935N0	791530-00-1	Piston ring set	KHD 1 Cyl.	102,00 mm
0993600	801505-00-1	Piston	KHD	102,00 mm
0993602	801505-50-1	Piston	KHD	102,50 mm
0993690	811504-1	Assembly	KHD	102,00 mm
0993692	811509-1	Assembly	KHD	102,00 mm
09936N0	791519-00-1	Piston ring set	KHD 1 Cyl.	102,00 mm
09936V0	791519-00-1	Piston ring set	KHD 1 Cyl.	102,00 mm
09936V0	794011-00-1	Piston ring set	RVI 1 Cyl.	102,00 mm
0993900	801502-00-1	Piston	KHD	100,00 mm
0993990	811502-1	Assembly	KHD	100,00 mm
0993992	811508-1	Assembly	KHD	100,00 mm
09939N0	791529-00-1	Piston ring set	KHD 1 Cyl.	100,00 mm
09939N1	791529-50-1	Piston ring set	KHD 1 Cyl.	100,50 mm
09943N0	791535-00-1	Piston ring set	KHD 1 Cyl.	102,00 mm
0994800	801512-00-1	Piston	KHD	94,00 mm
09948N0	791522-00-1	Piston ring set	KHD 1 Cyl.	94,00 mm
0997200	801511-00-1	Piston	KHD	91,00 mm
0998300	801514-00-1	Piston	KHD	100,00 mm
09985G0	791506-00-1	Piston ring set	KHD 1 Cyl.	100,00 mm
09985G1	791506-50-1	Piston ring set	KHD 1 Cyl.	100,50 mm
09985G2	791506-10-1	Piston ring set	KHD 1 Cyl.	101,00 mm
0999200	801503-00-1	Piston	KHD	102,00 mm
0999201	801503-50-1	Piston	KHD	102,50 mm
0999290	811503-1	Assembly	KHD	102,00 mm
0999296	811510-1	Assembly	KHD	102,00 mm
09992N0	791534-00-1	Piston ring set	KHD 1 Cyl.	102,00 mm
09992N0	791561-00-1	Piston ring set	KHD 1 Cyl.	102,00 mm
09992V0	791534-00-1	Piston ring set	KHD 1 Cyl.	102,00 mm
09992V0	791561-00-1	Piston ring set	KHD 1 Cyl.	102,00 mm
0999500	801515-00-1	Piston	Deutz	91,00 mm
0999900	801553-00-1	Piston	KHD	108,00 mm
09999N0	791531-00-1	Piston ring set	KHD / Renault / Volvo 1 Cyl.	108,00 mm

**VERGLEICHSNUMMERN
CROSS-REFERENCE
MAHLE - SM**

Mahle cross ref.	SM Ref.:	Product Category	Manufacturer Type	Bore dia.
099AY00127090	815128-1	Assembly	KHD / Renault / Volvo	108,00 mm
099LW00104000	955142-1	Cylinder liner	Deutz / RVI / Volvo	108,00 mm
099PI00120000	801554-00-1	Piston	KHD	108,00 mm
099PI00127000	805128-00-1	Piston	KHD / Renault / Volvo	108,00 mm
099RS001270N0	791531-00-1	Piston ring set	KHD / Renault / Volvo 1 Cyl.	108,00 mm
099SK50080000	925107-1	Cylinder liner seal set	KHD / Volvo / RVI	108,00 mm
099WR05	951518-4	Cylinder liner	KHD	95,00 mm
099WR08	951502-1	Cylinder liner	KHD	100,00 mm
099WR09	951503-1	Cylinder liner	KHD	102,00 mm
099WR27	951504-1	Cylinder liner	KHD	102,00 mm
099WR28	951508-1	Cylinder liner	KHD	100,00 mm
099WR29	951509-1	Cylinder liner	KHD	102,00 mm
099WT26	951511-1	Cylinder liner	KHD	91,00 mm
099WT27	951512-1	Cylinder liner	KHD	94,00 mm
10115N0	791509-00-1	Piston ring set	KHD 1 Cyl.	110,00 mm
10115N0	795501-00-1	Piston ring set	Steyr 1 Cyl.	110,00 mm
10115N1	791509-50-1	Piston ring set	KHD 1 Cyl.	110,50 mm
10115N2	791509-10-1	Piston ring set	KHD 1 Cyl.	111,00 mm
1015900	801509-00-1	Piston	KHD	120,00 mm
1015990	811570-1	Assembly	KHD	120,00 mm
10159N0	791526-00-1	Piston ring set	KHD 1 Cyl.	120,00 mm
10159N1	791526-50-1	Piston ring set	KHD 1 Cyl.	120,50 mm
10159N2	791526-10-1	Piston ring set	KHD 1 Cyl.	121,00 mm
10159V0	791526-00-1	Piston ring set	KHD 1 Cyl.	120,00 mm
10159V1	791526-50-1	Piston ring set	KHD 1 Cyl.	120,50 mm
10159V2	791526-10-1	Piston ring set	KHD 1 Cyl.	121,00 mm
10161N0	791515-00-1	Piston ring set	KHD 1 Cyl.	120,00 mm
1017100	801506-00-1	Piston	KHD	125,00 mm
1017190	811506-1	Assembly	KHD	125,00 mm
1017200	801507-00-1	Piston	KHD	125,00 mm
1017290	811511-1	Assembly	KHD	125,00 mm
1017292	811512-1	Assembly	KHD	125,00 mm
1017293	811511-1	Assembly	KHD	125,00 mm
1017294	811512-1	Assembly	KHD	125,00 mm
10172N0	791523-00-1	Piston ring set	KHD 1 Cyl.	125,00 mm
10172N1	791523-50-1	Piston ring set	KHD 1 Cyl.	125,50 mm
10172N2	791523-10-1	Piston ring set	KHD 1 Cyl.	126,00 mm
10172V0	791523-00-1	Piston ring set	KHD 1 Cyl.	125,00 mm
10172V1	791523-50-1	Piston ring set	KHD 1 Cyl.	125,50 mm
10172V2	791523-10-1	Piston ring set	KHD 1 Cyl.	126,00 mm
10185N0	791532-00-1	Piston ring set	KHD 1 Cyl.	128,00 mm
10188N0	791554-00-2	Piston ring set	KHD 2 Cyl.	98,00 mm
1018900	801516-00-1	Piston	Deutz	102,00 mm
1019300	801524-00-1	Piston	Deutz	108,00 mm
101WN16	951553-1	Cylinder liner	KHD	108,00 mm
101WN24	951560-1	Cylinder liner	KHD	132,00 mm
101WR09	951507-1	Cylinder liner	KHD (145)	120,00 mm
101WR11	951505-1	Cylinder liner	KHD (150)	125,00 mm
101WR13	951506-1	Cylinder liner	KHD (154)	125,00 mm
101WR23	951506-1	Cylinder liner	KHD (154)	125,00 mm
1274100	800916-00-1	Piston	Caterpillar	146,05 mm
1274190	810916-2	Assembly	Caterpillar	146,05 mm
1275700	800912-00-1	Piston	Caterpillar	120,65 mm
1275790	810912-2	Assembly	Caterpillar	120,65 mm
12757N0	791202-00-2	Piston ring set	Caterpillar 2 Cyl.	120,65 mm
1275800	800914-00-1	Piston	Caterpillar	120,65 mm
1275890	810914-1	Assembly	Caterpillar	120,65 mm
127WN06	950916-1	Cylinder liner	Caterpillar	146,05 mm
127WN07	950912-1	Cylinder liner	Caterpillar	120,65 mm
1370800	800614-00-1	Piston	Leyland	98,00 mm
13708N0	790614-00-2	Piston ring set	BLMC 2 Cyl.	98,00 mm
14530N0	795419-00-1	Piston ring set	Knorr 1 Cyl.	88,00 mm
14534N0	795413-00-1	Piston ring set	Bosch / Scania 1 Cyl.	75,00 mm

**VERGLEICHNUMMERN
CROSS-REFERENCE
MAHLE - SM**

Mahle cross ref.	SM Ref.:	Product Category	Manufacturer Type	Bore dia.
14534V0	795413-00-1	Piston ring set	Bosch / Scania 1 Cyl.	75,00 mm
14571N0	790424-00-1	Piston ring set	RVI 1 Cyl.	78,00 mm
14572N0	795430-00-1	Piston ring set	Kompressor 1 Cyl.	78,00 mm
15110N0	795088-00-4	Piston ring set	Volkswagen 4 Cyl.	93,00 mm
1515500	803301-00-1	Piston	MWM	105,00 mm
15155N0	793218-00-1	Piston ring set	MWM 1 Cyl.	105,00 mm
15160N0	793203-00-1	Piston ring set	MWM 1 Cyl.	105,00 mm
1516100	803303-00-1	Piston	MWM	105,00 mm
15168N0	791532-00-1	Piston ring set	KHD 1 Cyl.	128,00 mm
15176N0	793215-00-1	Piston ring set	MWM 1 Cyl.	120,00 mm
1518900	803302-00-1	Piston	MWM	105,00 mm
1518990	813302-2	Assembly	MWM	105,00 mm
151K50047000	923302-1	Cylinder liner seal set	MWM / Fendt	105,00 mm
151WN27	953302-1	Cylinder liner	MWM / Fendt	105,00 mm
151WN27	953302-2	Cylinder liner with seal set	MWM / Fendt	105,00 mm
151WV15	953301-1	Cylinder liner	MWM	semi
15537V0	790015-00-1	Piston ring set	FAP - Famos 1 Cyl.	125,00 mm
1890100	805417-00-1	Piston	Marelli / Fiat	80,00 mm
20102N0	790654-00-4	Piston ring set	Rover 4 Cyl.	84,45 mm
20503N0	795418-00-2	Piston ring set	Westinghouse 2 Cyl.	85,00 mm
20518N0	795406-00-1	Piston ring set	Westinghouse 1 Cyl.	60,00 mm
2052200	805401-00-1	Piston	Air Compressor	75,00 mm
20522V0	795414-00-2	Piston ring set	Westinghouse 2 Cyl.	75,00 mm
20522V2	795414-50-2	Piston ring set	Westinghouse 2 Cyl.	75,50 mm
20524N0	795401-00-1	Piston ring set	Westinghouse 1 Cyl.	75,00 mm
2052600	805405-00-1	Piston	Westinghouse	75,00 mm
20526G0	795405-00-1	Piston ring set	Westinghouse 1 Cyl.	75,00 mm
20526N0	795405-00-1	Piston ring set	Westinghouse 1 Cyl.	75,00 mm
20529G0	795413-00-1	Piston ring set	Bosch / Scania 1 Cyl.	75,00 mm
20529N0	795413-00-1	Piston ring set	Bosch / Scania 1 Cyl.	75,00 mm
20529N1	795413-50-1	Piston ring set	Bosch / Scania 1 Cyl.	75,50 mm
20536N0	795403-00-1	Piston ring set	Westinghouse 1 Cyl.	90,00 mm
20537N0	795403-00-1	Piston ring set	Westinghouse 1 Cyl.	90,00 mm
20540N0	790415-00-1	Piston ring set	RVI 1 Cyl.	85,00 mm
20540N0	795426-00-1	Piston ring set	Air Compressor 1 Cyl.	85,00 mm
20541N0	795411-00-1	Piston ring set	Marelli / Fiat 1 Cyl. Air-Komp	70,00 mm
20542N0	795404-00-1	Piston ring set	Westinghouse 1 Cyl.	75,00 mm
20543N0	795420-00-1	Piston ring set	Knorr 1 Cyl.	88,00 mm
20544N0	795820-00-1	Piston ring set	Zetor Compressor 1 Cyl.	65,00 mm
20910N0	790407-00-1	Piston ring set	RVI 1 Cyl.	120,00 mm
20910V0	790407-00-1	Piston ring set	RVI 1 Cyl.	120,00 mm
2091600	803815-00-1	Piston	RVI	120,00 mm
2091690	813815-1	Assembly	RVI	120,00 mm
2091800	804010-00-1	Piston	RVI	120,00 mm
2091890	814010-2	Assembly	RVI	120,00 mm
20918N0	790433-00-1	Piston ring set	RVI 1 Cyl.	120,00 mm
2091990	813819-2	Assembly	RVI	120,00 mm
2092210	803814-00-1	Piston	RVI	120,00 mm
20922N0	793147-00-1	Piston ring set	MAN 1 Cyl.	120,00 mm
20922V0	790421-00-1	Piston ring set	RVI 1 Cyl.	120,00 mm
20922V0	790421-00-2	Piston ring set	RVI 2 Cyl.	120,00 mm
20922V0	793147-00-1	Piston ring set	MAN 1 Cyl.	120,00 mm
2092300	803813-00-1	Piston	RVI	135,00 mm
2092392	813810-1	Assembly	RVI	135,00 mm
20923N0	790413-00-1	Piston ring set	RVI 1 Cyl.	135,00 mm
2092400	803820-00-1	Piston	RVI	135,00 mm
2092490	813820-1	Assembly	RVI	135,00 mm
2092492	813821-1	Assembly	RVI	135,00 mm
20924N0	790425-00-1	Piston ring set	RVI 1 Cyl.	135,00 mm
20925N0	790411-00-1	Piston ring set	RVI 1 Cyl.	135,00 mm
2092800	800411-00-1	Piston	RVI	135,00 mm
2092890	810411-1	Assembly	RVI	135,00 mm
20928N0	790411-00-1	Piston ring set	RVI 1 Cyl.	135,00 mm

**VERGLEICHSNUMMERN
CROSS-REFERENCE
MAHLE - SM**

Mahle cross ref.	SM Ref.:	Product Category	Manufacturer Type	Bore dia.
2094100	800412-00-1	Piston	RVI	135,03 mm
2094192	813814-1	Assembly	RVI	135,00 mm
2094194	810412-1	Assembly	RVI	135,00 mm
20941N0	790422-00-1	Piston ring set	RVI 1 Cyl.	135,00 mm
20950N0	790429-00-1	Piston ring set	RVI 1 Cyl.	123,85 mm
2095200	803812-00-1	Piston	RVI	135,00 mm
2095300	803811-00-1	Piston	RVI	135,00 mm
2095390	813813-2	Assembly	RVI	120,00 mm
2095390	813811-1	Assembly	RVI	135,00 mm
20953N0	790422-00-1	Piston ring set	RVI 1 Cyl.	135,00 mm
20953V0	790422-00-1	Piston ring set	RVI 1 Cyl.	135,00 mm
2095500	803819-00-1	Piston	RVI	120,00 mm
2095590	813819-2	Assembly	RVI	120,00 mm
20955N0	790418-00-1	Piston ring set	RVI 1 Cyl.	120,00 mm
20955N0	790418-00-2	Piston ring set	RVI 2 Cyl.	120,00 mm
20957N0	790418-00-1	Piston ring set	RVI 1 Cyl.	120,00 mm
20957N0	790418-00-2	Piston ring set	RVI 2 Cyl.	120,00 mm
2095900	803821-00-1	Piston	RVI	123,00 mm
2095990	813822-2	Assembly	RVI	123,00 mm
20959N0	790430-00-1	Piston ring set	RVI 1 Cyl.	123,00 mm
20959N0	793129-00-1	Piston ring set	MAN 1 Cyl.	123,00 mm
20959V0	790430-00-1	Piston ring set	RVI 1 Cyl.	123,00 mm
2096200	803822-00-1	Piston	RVI	123,00 mm
20966N0	790412-00-1	Piston ring set	RVI 1 Cyl.	135,00 mm
2096700	804015-00-1	Piston	RVI	120,00 mm
2096800	803810-00-1	Piston	RVI	120,00 mm
2096890	813813-2	Assembly	RVI	120,00 mm
2097200	804007-00-1	Piston	Renault	102,00 mm
2097290	814007-1	Assembly	Renault	102,02 mm
2097300	803849-00-1	Piston	Renault / Volvo	123,01 mm
2097390	813849-2	Assembly	RVI / Volvo	123,01 mm
20973N0	790419-00-1	Piston ring set	RVI / Volvo 1 Cyl.	123,00 mm
209RS101000N0	790432-00-1	Piston ring set	RVI 1 Cyl.	123,00 mm
209WN04	953815-1	Cylinder liner	RVI	120,00 mm
209WN12	954010-1	Cylinder liner	RVI	120,00 mm
209WN12	954010-2	Cylinder liner with seal set	RVI	120,00 mm
209WN13	953819-1	Cylinder liner	RVI	120,00 mm
209WN13	953819-2	Cylinder liner with seal set	RVI	120,00 mm
209WN17	953810-1	Cylinder liner	RVI	120,00 mm
209WN17	953810-2	Cylinder liner with seal set	RVI	120,00 mm
209WN20	953814-1	Cylinder liner	RVI	120,00 mm
209WN20	953814-2	Cylinder liner with seal set	RVI	120,00 mm
209WN21	953817-1	Cylinder liner	RVI	123,00 mm
209WN22	953822-1	Cylinder liner	Mack / RVI	123,85 mm
209WT07	953821-1	Cylinder liner	RVI	135,00 mm
209WT15	953811-1	Cylinder liner	RVI	135,00 mm
209WT18	953812-1	Cylinder liner	RVI	135,00 mm
21301N0	791313-00-2	Piston ring set	DAF 2 Cyl.	118,00 mm
21301V0	791313-00-2	Piston ring set	DAF 2 Cyl.	118,00 mm
21309N0	791307-00-1	Piston ring set	DAF 1 Cyl.	130,00 mm
2132200	801301-00-1	Piston	DAF	104,17 mm
2132290	811301-1	Assembly	DAF	104,17 mm
21322N0	791310-00-2	Piston ring set	DAF 2 Cyl.	104,17 mm
2133200	801303-00-1	Piston	DAF	118,00 mm
2133290	811303-1	Assembly	DAF	118,00 mm
21332N0	791303-00-1	Piston ring set	DAF 1 Cyl.	118,00 mm
21332V0	791303-00-1	Piston ring set	DAF 1 Cyl.	118,00 mm
2133300	801302-00-1	Piston	DAF	118,00 mm
2133390	811302-1	Assembly	DAF	118,00 mm
2135900	801304-00-1	Piston	DAF	130,00 mm
2135990	811304-1	Assembly	DAF	130,00 mm
21359N0	791304-00-1	Piston ring set	DAF 1 Cyl.	130,00 mm
2136000	801305-00-1	Piston	DAF	130,00 mm

**VERGLEICHNUMMERN
CROSS-REFERENCE
MAHLE - SM**

Mahle cross ref.	SM Ref.:	Product Category	Manufacturer Type	Bore dia.
2136090	811305-1	Assembly	DAF	130,00 mm
21362N0	791312-00-1	Piston ring set	DAF 1 Cyl.	130,00 mm
2137000	801307-00-1	Piston	DAF	130,00 mm
213RS100100N0	791316-00-1	Piston ring set	DAF 1 Cyl.	130,00 mm
213RS101000N0	791322-00-1	Piston ring set	DAF 1 Cyl.	118,00 mm
213WT01	951301-1	Cylinder liner	DAF	104,17 mm
213WT02	951302-1	Cylinder liner	DAF	118,00 mm
213WT03	951303-1	Cylinder liner	DAF	130,00 mm
2220100	801084-00-1	Piston	Smart 698 ccm	66,50 mm
2220101	801084-25-1	Piston	Smart 698 ccm	66,75 mm
2220102	801084-50-1	Piston	Smart 698 ccm	67,00 mm
22520N0	793451-00-1	Piston ring set	John Deere 1 Cyl.	106,50 mm
22701N0	793131-00-1	Piston ring set	MAN 1 Cyl.	128,00 mm
2273300	803139-00-1	Piston	MAN	108,00 mm
22733N0	793123-00-2	Piston ring set	MAN 2 Cyl.	108,00 mm
22733N0	793132-00-1	Piston ring set	MAN 1 Cyl.	108,00 mm
22733N0	795509-00-1	Piston ring set	Steyr 1 Cyl.	108,00 mm
2273700	803141-00-1	Piston	MAN	108,00 mm
2274400	803140-00-1	Piston	MAN	108,00 mm
2274490	813137-1	Assembly	MAN	108,00 mm
2275400	803149-00-1	Piston	MAN	108,00 mm
227WN30	953129-1	Cylinder liner	MAN	125,00 mm
227WN30	953129-2	Cylinder liner with seal set	MAN	125,00 mm
227WN32	953125-1	Cylinder liner	MAN	125,00 mm
227WN32	953125-2	Cylinder liner with seal set	MAN	125,00 mm
227WN34	953136-1	Cylinder liner	MAN	128,00 mm
227WN37	953130-1	Cylinder liner	MAN	128,00 mm
227WN37	953130-2	Cylinder liner with seal set	MAN	128,00 mm
227WN3701	953130-2	Cylinder liner with seal set	MAN	128,00 mm
227WN65	953132-1	Cylinder liner	MAN	128,00 mm
227WN6501	953132-2	Cylinder liner with seal set	MAN	128,00 mm
227WN67	953147-1	Cylinder liner	MAN	120,00 mm
227WN67	953147-2	Cylinder liner with seal set	MAN	120,00 mm
227WN6701	953147-2	Cylinder liner with seal set	MAN	120,00 mm
227WN68	953150-1	Cylinder liner	MAN / Neoplan	128,00 mm
227WN70	953103-1	Cylinder liner	MAN / Neoplan	126,00 mm
227WN70	953103-2	Cylinder liner with seal set	MAN / Neoplan	126,00 mm
227WT15	953101-1	Cylinder liner	MAN	121,00 mm
227WT19	953123-1	Cylinder liner	MAN	123,00 mm
227WT39	953137-1	Cylinder liner	MAN	108,00 mm
227WT45	953111-1	Cylinder liner	MAN	121,00 mm
2280100	803123-00-1	Piston	MAN	123,00 mm
2280190	813123-1	Assembly	MAN	123,00 mm
22801N0	793116-00-1	Piston ring set	MAN 1 Cyl.	123,00 mm
22805N0	793107-00-1	Piston ring set	MAN 1 Cyl.	125,00 mm
2281800	803126-00-1	Piston	MAN	125,00 mm
2281890	813126-2	Assembly	MAN	125,00 mm
2282200	803127-00-1	Piston	MAN	125,00 mm
2282290	813127-2	Assembly	MAN	125,00 mm
2282800	803127-00-1	Piston	MAN	125,00 mm
2282890	813125-2	Assembly	MAN	125,00 mm
22829N0	793125-00-1	Piston ring set	MAN / Pegaso 1 Cyl.	125,00 mm
22829N0	793216-00-1	Piston ring set	MWM 1 Cyl.	125,00 mm
2283100	803138-00-1	Piston	MAN	128,00 mm
2283190	813139-2	Assembly	MAN	128,00 mm
2284000	803121-00-1	Piston	MAN	121,00 mm
2284090	813121-1	Assembly	MAN	121,00 mm
22840N0	793106-00-1	Piston ring set	MAN / RABA / RVI 1 Cyl.	121,00 mm
2287200	803111-00-1	Piston	MAN	121,00 mm
2287282	813111-1	Assembly	MAN	121,00 mm
22872N0	793127-00-2	Piston ring set	MAN / RABA / RVI 2 Cyl.	121,00 mm
22873N0	793118-00-1	Piston ring set	MAN 1 Cyl.	125,00 mm
2288200	803103-00-1	Piston	MAN	125,00 mm

**VERGLEICHNUMMERN
CROSS-REFERENCE
MAHLE - SM**

Mahle cross ref.	SM Ref.:	Product Category	Manufacturer Type	Bore dia.
2288290	813103-2	Assembly	MAN	125,00 mm
22882N0	793108-00-1	Piston ring set	MAN 1 Cyl.	125,00 mm
2289000	803130-00-1	Piston	MAN	128,00 mm
2289090	813130-2	Assembly	MAN	128,00 mm
22890N0	793120-00-1	Piston ring set	MAN 1 Cyl.	128,00 mm
2289490	813134-2	Assembly	MAN	128,00 mm
2289800	803134-00-1	Piston	MAN	128,00 mm
2289890	813134-2	Assembly	MAN	128,00 mm
2289900	803136-00-1	Piston	MAN	128,00 mm
2289990	813136-2	Assembly	MAN	128,00 mm
2290400	803150-00-1	Piston	MAN	128,00 mm
2290490	813150-2	Assembly	MAN	128,00 mm
22904N0	793131-00-1	Piston ring set	MAN 1 Cyl.	128,00 mm
2290500	803146-00-1	Piston	MAN	128,00 mm
2290590	813146-2	Assembly	MAN	128,00 mm
22905G0	793145-00-1		MAN 1 Cyl.	128,00 mm
22905N0	793145-00-1		MAN 1 Cyl.	128,00 mm
22905V0	793145-00-1		MAN 1 Cyl.	128,00 mm
2290600	803145-00-1	Piston	MAN	128,00 mm
2290690	813145-2	Assembly	MAN	128,00 mm
2290700	803142-00-1	Piston	MAN	108,00 mm
2290790	813142-1	Assembly	MAN	108,00 mm
22907N0	793133-00-2	Piston ring set	MAN 2 Cyl.	108,00 mm
22913N0	793142-00-1	Piston ring set	MAN 1 Cyl.	128,00 mm
2291400	803144-00-1	Piston	MAN	128,00 mm
2291490	813140-2	Assembly	MAN	128,00 mm
22920N0	793137-00-1	Piston ring set	MAN 1 Cyl.	130,00 mm
22922N0	793120-00-1	Piston ring set	MAN 1 Cyl.	128,00 mm
22926N0	793142-00-1	Piston ring set	MAN 1 Cyl.	128,00 mm
2293200	803147-00-1	Piston	MAN	120,00 mm
2293290	813147-2	Assembly	MAN	120,00 mm
2293300	803102-00-1	Piston	MAN / Neoplan	126,00 mm
2293390	813102-2	Assembly	MAN / Neoplan	126,00 mm
22933N0	793141-00-1	Piston ring set	MAN 1 Cyl.	126,00 mm
2293700	803148-00-1	Piston	MAN	120,00 mm
2293790	813148-2	Assembly	MAN	120,00 mm
2331300	802067-00-1	Piston	Fiat / Iveco	110,00 mm
23313N0	792067-00-1	Piston ring set	Fiat 1 Cyl.	110,00 mm
2331600	802033-00-1	Piston	Iveco	110,00 mm
23319N0	792023-00-2	Piston ring set	Fiat-Iveco 2 Cyl.	115,00 mm
233WN04	952067-1	Cylinder liner	Fiat / Iveco	110,00 mm
25341N0	792503-00-1	Piston ring set	Hatz 1 Cyl.	82,00 mm
26201N0	795417-00-1	Piston ring set	Marelli 1 Cyl.	80,00 mm
2731100	802501-00-1	Piston	Hatz	85,00 mm
2732800	802503-00-1	Piston	Hatz	102,00 mm
2733200	802504-00-1	Piston	Hatz	102,00 mm
2733800	802502-00-1	Piston	Hatz	100,00 mm
2733890	812502-1	Assembly	Hatz	100,00 mm
2733900	802505-00-1	Piston	Hatz	82,00 mm
273WR02	952502-1	Cylinder liner	Hatz	100,00 mm
273WR03	952503-1	Cylinder liner	Hatz	102,00 mm
3210900	805502-00-1	Piston	Steyr	100,00 mm
32109G0	795511-00-1	Piston ring set	Steyr 1 Cyl.	100,00 mm
32197N0	795507-00-1	Piston ring set	Steyr 1 Cyl.	100,00 mm
3219800	805503-00-1	Piston	Steyr / Weichai	126,00 mm
32198N0	795503-00-1	Piston ring set	Steyr 1 Cyl.	126,00 mm
321WN04	955502-1	Cylinder liner	Steyr	100,00 mm
321WN15	955502-1	Cylinder liner	Steyr	100,00 mm
321WT13	955501-1	Cylinder liner	Steyr	126,00 mm
321WT2200	955503-1	Cylinder liner	Steyr / Shacman	126,00 mm
3310800	805144-00-1	Piston	Volvo	105,57 mm
3310890	815144-2	Assembly	Volvo	105,57 mm
33110N0	795121-00-4	Piston ring set	Volvo 4 Cyl.	105,57 mm

**VERGLEICHNUMMERN
CROSS-REFERENCE
MAHLE - SM**

Mahle cross ref.	SM Ref.:	Product Category	Manufacturer Type		Bore dia.
331WN02	955144-1	Cylinder liner	Volvo		105,57 mm
331WN02	955144-2	Cylinder liner with seal set	Volvo		105,57 mm
353RS101000N0	790623-00-4	Piston ring set	BLMC / Land Rover / Rover 4 Cyl.		80,00 mm
40356620	805028-50-1	Piston	Audi / Mitsubishi /Seat / Skoda / Volkswagen		81,51 mm
4481000	802801-00-1	Piston	Lada		76,00 mm
4481001	802801-40-1	Piston	Lada		76,40 mm
4481003	802801-80-1	Piston	Lada		76,80 mm
4481100	802802-00-1	Piston	Lada		76,00 mm
4481101	802802-40-1	Piston	Lada		76,40 mm
4481103	802802-80-1	Piston	Lada		76,80 mm
4481500	802803-00-1	Piston	Lada		79,00 mm
4481501	802803-40-1	Piston	Lada		79,40 mm
4481503	802803-80-1	Piston	Lada		79,80 mm
44815N0	792803-00-1	Piston ring set	VZ 2101-07 / 4 Cyl.	79,00 mm	79,00 mm
44815N0	792803-00-4	Piston ring set	Lada 4 Cyl.		79,00 mm
44815N1	792803-40-1	Piston ring set	VZ 2101-07 / 4 Cyl.	79,40 mm	79,40 mm
44815N1	792803-40-4	Piston ring set	Lada 4 Cyl.		79,40 mm
44815N3	792803-80-1	Piston ring set	VZ 2101-07 / 4 Cyl.	79,80 mm	79,80 mm
44815N3	792803-80-4	Piston ring set	Lada 4 Cyl.		79,80 mm
44815N4	792803-10-1	Piston ring set	VZ 2101-07 / 4 Cyl.	80,00 mm	80,00 mm
44815N4	792803-10-4	Piston ring set	Lada 4 Cyl.		80,00 mm
44815V0	792803-00-1	Piston ring set	VZ 2101-07 / 4 Cyl.	79,00 mm	79,00 mm
44815V0	792803-00-4	Piston ring set	Lada 4 Cyl.		79,00 mm
44815V1	792803-40-1	Piston ring set	VZ 2101-07 / 4 Cyl.	79,40 mm	79,40 mm
44815V1	792803-40-4	Piston ring set	Lada 4 Cyl.		79,40 mm
4481800	802804-00-1	Piston	Lada		82,00 mm
4481801	802804-40-1	Piston	Lada		82,40 mm
4481803	802804-80-1	Piston	Lada		82,80 mm
44820N0	792804-00-1	Piston ring set	VZ 21083 / 4 Cyl.	82,00 mm	82,00 mm
44820N0	792804-00-4	Piston ring set	Lada 4 Cyl.		82,00 mm
44820N6	792804-40-1	Piston ring set	VZ 21083 / 4 Cyl.	82,40 mm	82,40 mm
44820N6	792804-40-4	Piston ring set	Lada 4 Cyl.		82,40 mm
44820N8	792804-80-1	Piston ring set	VZ 21083 / 4 Cyl.	82,80 mm	82,80 mm
44820N8	792804-80-4	Piston ring set	Lada 4 Cyl.		82,80 mm
44881N0	792804-00-1	Piston ring set	VZ 21083 / 4 Cyl.	82,00 mm	82,00 mm
44881N0	792804-00-4	Piston ring set	Lada 4 Cyl.		82,00 mm
44881N1	792804-40-1	Piston ring set	VZ 21083 / 4 Cyl.	82,40 mm	82,40 mm
44881N1	792804-40-4	Piston ring set	Lada 4 Cyl.		82,40 mm
44881N3	792804-80-1	Piston ring set	VZ 21083 / 4 Cyl.	82,80 mm	82,80 mm
44881N3	792804-80-4	Piston ring set	Lada 4 Cyl.		82,80 mm
4520700	804801-00-1	Piston	Kamaz		120,00 mm
452WN03	954801-1	Cylinder liner	Kamaz		120,00 mm
47947N0	793920-00-4	Piston ring set	Saab 4 Cyl.		90,00 mm
48912N0	795202-00-4	Piston ring set	Ford / Alfa / BLMC / Chrysler / Rover / VM 4 Cyl.		92,00 mm
4952000	805601-00-1	Piston	UTB		108,00 mm
4952090	815601-2	Assembly	UTB		108,00 mm
49520N0	795601-00-2	Piston ring set	UTB 2 Cyl.		108,00 mm
49520N2	795601-10-2	Piston ring set	UTB 2 Cyl.		109,00 mm
495WN01	955601-1	Cylinder liner	UTB		108,00 mm
50386N0	794401-00-2	Piston ring set	Porsche 2 Cyl.		100,00 mm
50386N0	794413-00-1	Piston ring set	Porsche 1 Cyl.		100,00 mm
50390N0	794401-00-2	Piston ring set	Porsche 2 Cyl.		100,00 mm
50390N0	794413-00-1	Piston ring set	Porsche 1 Cyl.		100,00 mm
50391N0	794401-00-2	Piston ring set	Porsche 2 Cyl.		100,00 mm
50391N0	794413-00-1	Piston ring set	Porsche 1 Cyl.		100,00 mm
50399N0	794401-00-2	Piston ring set	Porsche 2 Cyl.		100,00 mm
50399N0	794413-00-1	Piston ring set	Porsche 1 Cyl.		100,00 mm
503WR10	955094-1	Cylinder liner	Volkswagen		94,00 mm
50429N0	794401-00-2	Piston ring set	Porsche 2 Cyl.		100,00 mm
50429N0	794413-00-1	Piston ring set	Porsche 1 Cyl.		100,00 mm
50440N0	794415-00-2	Piston ring set	Porsche 2 Cyl.		85,50 mm
56720N0	792650-00-1	Piston ring set	Lombardini 1 Cyl.		85,00 mm
5676000	802655-00-1	Piston	Lombardini		102,00 mm

**VERGLEICHSNUMMERN
CROSS-REFERENCE
MAHLE - SM**

Mahle cross ref.	SM Ref.:	Product Category	Manufacturer Type	Bore dia.
5920500	804008-00-1	Piston	RVI	98,00 mm
59205N0	794008-00-4	Piston ring set	RVI 4 Cyl.	98,00 mm
59205V0	794008-00-4	Piston ring set	RVI 4 Cyl.	98,00 mm
5923000	804009-00-1	Piston	RVI	102,00 mm
5923090	814009-1	Assembly	RVI	102,00 mm
59230N0	794009-00-2	Piston ring set	RVI 2 Cyl.	102,00 mm
59231N0	794011-00-1	Piston ring set	RVI 1 Cyl.	102,00 mm
59231V0	794011-00-1	Piston ring set	RVI 1 Cyl.	102,00 mm
59232N0	794009-00-2	Piston ring set	RVI 2 Cyl.	102,00 mm
5923400	804012-00-1	Piston	RVI	102,00 mm
5923490	814012-2	Assembly	RVI	102,00 mm
5924400	804012-00-1	Piston	RVI	102,00 mm
5924490	814012-2	Assembly	RVI	102,00 mm
59244N0	794012-00-2	Piston ring set	RVI 2 Cyl.	102,00 mm
59246N0	790427-00-1	Piston ring set	RVI 1 Cyl.	100,00 mm
59246N0	795504-00-1	Piston ring set	Steyr 1 Cyl.	100,00 mm
59247N0	790414-00-1	Piston ring set	RVI 1 Cyl.	85,00 mm
59247N0	792506-00-1	Piston ring set	Hatz 1 Cyl.	85,00 mm
592WN02	954008-1	Cylinder liner	RVI	98,00 mm
592WN05	954009-1	Cylinder liner	RVI	102,00 mm
592WN11	954012-1	Cylinder liner	RVI	102,00 mm
592WN11	954012-2	Cylinder liner with seal set	RVI	102,00 mm
59505N0	792652-00-1	Piston ring set	Lombardini 1 Cyl.	95,00 mm
59511N0	795805-00-1	Piston ring set	Zetor 1 Cyl.	102,00 mm
59511N0	795807-00-1	Piston ring set	Zetor 1 Cyl.	102,00 mm
59512N0	795807-00-1	Piston ring set	Zetor 1 Cyl.	102,00 mm
59517N0	795806-00-1	Piston ring set	Zetor 1 Cyl.	110,00 mm
59517N0	795806-00-2	Piston ring set	Zetor 2 Cyl.	110,00 mm
60704V0	799682-00-4	Piston ring set	Toyota 4 Cyl.	73,00 mm
60705V0	799687-00-4	Piston ring set	Toyota 4 Cyl.	76,00 mm
60707V0	799628-00-4	Piston ring set	Toyota 4 Cyl.	81,00 mm
60731V0	792507-00-1	Piston ring set	Hatz 1 Cyl.	90,00 mm
60734V0	799714-00-4	Piston ring set	Toyota / VW 4 Cyl.	92,00 mm
60735N0	799714-00-4	Piston ring set	Toyota / VW 4 Cyl.	92,00 mm
60777N0	799691-00-4	Piston ring set	Toyota 4 Cyl.	79,00 mm
62301N0	792516-00-1	Piston ring set	Hatz 1 Cyl.	90,00 mm
62729V0	792088-00-5	Piston ring set	Fiat 5 Cyl.	83,00 mm
62731V0	798529-00-4	Piston ring set	Mazda 4 Cyl.	86,00 mm
62731V1	798529-50-4	Piston ring set	Mazda 4 Cyl.	86,50 mm
62739N0	798513-00-4	Piston ring set	Mazda / Kia 4 Cyl.	71,00 mm
62912V0	798030-00-4	Piston ring set	Isuzu 4 Cyl.	93,00 mm
6292000	803540-00-1	Piston	Opel	79,00 mm
62920V0	793540-00-4	Piston ring set	Opel / Isuzu / Vauxhall 4 Cyl.	79,00 mm
62920V1	793540-50-4	Piston ring set	Opel / Isuzu / Vauxhall 4 Cyl.	79,50 mm
63401N0	793548-00-1	Piston ring set	Opel / Daewoo 1 Cyl.	76,50 mm
63401N0	793548-00-4	Piston ring set	Opel / Daewoo 4 Cyl.	76,50 mm
63401N2	793548-50-4	Piston ring set	Opel / Daewoo 4 Cyl.	77,00 mm
64057N0	798956-00-6	Piston ring set	Nissan 6 Cyl.	96,00 mm
64057N0	799165-00-4	Piston ring set	Nissan 4 Cyl.	96,00 mm
640RS001150N0	799191-00-4	Piston ring set	Nissan 4 Cyl.	89,00 mm
640RS00116N0	799015-00-4	Piston ring set	Nissan / Mitsubishi 4 Cyl.	78,00 mm
6430200	809402-00-1	Piston	Bedford / Suzuki / Vauxhall	65,50 mm
6430200	809402-00-1	Piston	Bedford / Suzuki / Vauxhall	65,50 mm
64302V0	799413-00-4	Piston ring set	Suzuki 4 Cyl.	65,50 mm
6430300	809401-00-1	Piston	Suzuki	68,50 mm
6430300	809401-00-1	Piston	Suzuki	68,50 mm
67611V0	792515-00-1	Piston ring set	Hatz 1 Cyl.	85,00 mm
67611V0	792660-00-1	Piston ring set	Lombardini 1 Cyl.	85,00 mm
67613N0	792454-00-4	Piston ring set	Hyundai / Mitsubishi 4 Cyl.	91,10 mm
68102N0	792481-00-4	Piston ring set	Hyundai / Kia 4 Cyl.	91,00 mm
6810600	802404-00-1	Piston	Hyundai	75,50 mm
6810600	802404-00-1	Piston	Hyundai	75,50 mm
6810601	802402-25-1	Piston	Hyundai	75,75 mm

**VERGLEICHSNUMMERN
CROSS-REFERENCE
MAHLE - SM**

Mahle cross ref.	SM Ref.:	Product Category	Manufacturer Type	Bore dia.
6810601	802402-25-1	Piston	Hyundai	75,75 mm
6810602	802402-50-1	Piston	Hyundai	76,00 mm
6810602	802402-50-1	Piston	Hyundai	76,00 mm
6811100	802409-00-1	Piston	Hyundai	91,10 mm
6811100	802409-00-1	Piston	Hyundai	91,10 mm
68113N0	792454-00-4	Piston ring set	Hyundai / Mitsubishi 4 Cyl.	91,10 mm
78L76	803733-00-1	Piston	Peugeot	78,50 mm
78L76	803733-00-1	Piston	Peugeot	78,50 mm

**Vergleichsnummern Liste
KS - SM**

**Cross reference list
KS - SM**

**Liste d'équivalences
KS - SM**

**Lista de intercambios
KS - SM**

**VERGLEICHSNUMMERN
CROSS-REFERENCE
KS - SM**

KS cross ref.	SM Ref.:	Product Category	Manufacturer Type	Bore dia.
40030600	801079-00-1	Piston	Mercedes Benz	102,00 mm
40058600	808803-00-1	Piston	Mitsubishi	91,10 mm
40058610	808803-50-1	Piston	Mitsubishi	91,60 mm
40073600	801510-00-1	Piston	KHD	91,00 mm
40074600	803821-00-1	Piston	RVI	123,00 mm
40074960	813822-2	Assembly	RVI	123,00 mm
40078600	801060-00-1	Piston	Mercedes Benz	106,00 mm
40079600	803826-00-1	Piston	Renault	89,00 mm
40079600	803826-00-1	Piston	Renault	89,00 mm
40092700	805024-00-1	Piston	Seat / Skoda / Volkswagen	79,51 mm
40092720	805024-50-1	Piston	Seat / Skoda / Volkswagen	80,01 mm
40093700	805025-00-1	Piston	Seat / Skoda / Volkswagen	79,51 mm
40093720	805025-50-1	Piston	Seat / Skoda / Volkswagen	80,01 mm
40100600	805134-00-1	Piston	Volvo	131,00 mm
40100960	815160-2	Assembly	Volvo	131,00 mm
40101600	801515-00-1	Piston	Deutz	91,00 mm
40162600	803147-00-1	Piston	MAN	120,00 mm
40162960	813147-2	Assembly	MAN	120,00 mm
40179600	803710-00-1	Piston	Peugeot/Mini/Volvo/Citroen/Ford/Fiat/Mazda	75,00 mm
40179600	803710-00-1	Piston	Peugeot/Mini/Volvo/Citroen/Ford/Fiat/Mazda	75,00 mm
40179610	803710-50-1	Piston	Citroen / Ford / Mazda / Peugeot	75,50 mm
40179610	803710-50-1	Piston	Citroen / Ford / Mazda / Peugeot	75,50 mm
40190600	803831-00-1	Piston	Renault	76,00 mm
40190600	803831-00-1	Piston	Renault	76,00 mm
40218600	802023-00-1	Piston	Fiat/Alfa/Lancia/Opel/Saab/Suzuki/Vauxhall	82,00 mm
40218600	802023-00-1	Piston	Fiat/Alfa/Lancia/Opel/Saab/Suzuki/Vauxhall	82,00 mm
40218620	802023-40-1	Piston	Fiat/Alfa/Lancia/Opel/Saab/Suzuki/Vauxhall	82,40 mm
40218620	802023-40-1	Piston	Fiat/Alfa/Lancia/Opel/Saab/Suzuki/Vauxhall	82,40 mm
40219600	803829-00-1	Piston	Renault / Nissan	69,00 mm
40219600	803829-00-1	Piston	Renault / Nissan	69,00 mm
40219610	803829-50-1	Piston	Renault / Nissan	69,50 mm
40219610	803829-50-1	Piston	Renault / Nissan	69,50 mm
40247600	805057-00-1	Piston	Audi / Seat / Skoda / Volkswagen	82,50 mm
40247610	805057-25-1	Piston	Audi / Seat / Skoda / Volkswagen	82,75 mm
40247620	805057-50-1	Piston	Audi / Seat / Skoda / Volkswagen	83,00 mm
40251600	805060-00-1	Piston	Audi / Seat / Skoda / Volkswagen	82,51 mm
40251610	805060-25-1	Piston	Audi / Seat / Skoda / Volkswagen	82,76 mm
40251620	805060-50-1	Piston	Audi / Seat / Skoda / Volkswagen	83,01 mm
40262600	803825-00-1	Piston	Renault	84,00 mm
40265600	805140-00-1	Piston	Volvo	131,01 mm
40265960	815140-2	Assembly	Volvo	131,00 mm
40276600	805143-00-1	Piston	Volvo	120,00 mm
40276960	815143-2	Assembly	Volvo	120,00 mm
40278600	801554-00-1	Piston	KHD	108,00 mm
40305600	805142-00-1	Piston	Deutz / RVI / Volvo	108,00 mm
40305960	815142-2	Assembly	Deutz / RVI / Volvo	108,00 mm
40310600	801087-00-1	Piston	Mercedes Benz	130,00 mm
40310960	811088-2	Assembly	Mercedes Benz	130,00 mm
40317600	802031-00-1	Piston	Fiat / Iveco	115,00 mm
40338600	805141-00-1	Piston	Volvo	131,01 mm
40338960	815141-2	Assembly	Volvo	131,00 mm
40339600	802030-00-1	Piston	Fiat / Iveco	125,00 mm
40340600	802032-00-1	Piston	Fiat / Iveco	135,00 mm
40353600	805026-00-1	Piston	Audi / Seat / Skoda / Volkswagen	81,01 mm
40356600	805028-00-1	Piston	Audi / Mitsubishi /Seat / Skoda / Volkswagen	81,01 mm
40368600	803918-00-1	Piston	Scania	127,00 mm
40368960	813920-2	Assembly	Scania	127,00 mm
40368962	813922-2	Assembly	Scania	127,00 mm
40382600	803517-00-1	Piston	Opel / Vauxhall	72,50 mm
40384600	803518-00-1	Piston	Opel / Vauxhall	73,40 mm
40385600	803519-00-1	Piston	Opel / Vauxhall	73,40 mm
40386600	803520-00-1	Piston	Opel / Vauxhall	73,40 mm
40387600	805029-00-1	Piston	Audi / Mitsubishi /Seat / Skoda / Volkswagen	81,01 mm

**VERGLEICHNUMMERN
CROSS-REFERENCE
KS - SM**

KS cross ref.	SM Ref.:	Product Category	Manufacturer Type	Bore dia.
40388600	803514-00-1	Piston	Opel / Vauxhall	79,00 mm
40390600	803521-00-1	Piston	Opel / Vauxhall	79,00 mm
40390600	803521-00-1	Piston	Opel / Vauxhall	79,00 mm
40392600	803524-00-1	Piston	Opel / Vauxhall	79,00 mm
40392600	803524-00-1	Piston	Opel / Vauxhall	79,00 mm
40421600	805044-00-1	Piston	Audi / Seat / Skoda / Volkswagen	79,51 mm
40422600	805045-00-1	Piston	Audi / Seat / Skoda / Volkswagen	79,51 mm
40448601	801088-00-1	Piston	Mercedes Benz	130,00 mm
40448961	811097-2	Assembly	Mercedes Benz	130,00 mm
40448963	811099-2	Assembly	Mercedes Benz	130,00 mm
40448964	811098-2	Assembly	Mercedes Benz	130,00 mm
40465600	803830-00-1	Piston	Renault / Nissan	76,00 mm
40465600	803830-00-1	Piston	Renault / Nissan	76,00 mm
40465610	803830-50-1	Piston	Renault / Nissan	76,50 mm
40465610	803830-50-1	Piston	Renault / Nissan	76,50 mm
40469600	803711-00-1	Piston	Peugeot	73,70 mm
40469600	803711-00-1	Piston	Peugeot	73,70 mm
40477600	805037-00-1	Piston	Audi / Seat / Skoda / Volkswagen	76,51 mm
40477620	805037-50-1	Piston	Audi / Seat / Skoda / Volkswagen	77,01 mm
40528600	803102-00-1	Piston	MAN / Neoplan	126,00 mm
40528961	813102-2	Assembly	MAN / Neoplan	126,00 mm
40558600	805027-00-1	Piston	Audi / Seat / Skoda / Volkswagen	81,01 mm
40595600	803148-00-1	Piston	MAN	120,00 mm
40595960	813148-2	Assembly	MAN	120,00 mm
40610600	805165-00-1	Piston	Volvo	144,00 mm
40610960	815165-1	Assembly	Volvo	144,00 mm
40652600	802028-00-1		Fiat / New Holland	104,00 mm
40659600	802041-00-1	Piston	Alfa Romeo / Fiat / Lancia / Opel / Vauxhall	69,60 mm
40660600	803523-00-1	Piston	Alfa Romeo / Fiat / Lancia / Saab / Opel/Vauxhall	82,00 mm
40660600	803523-00-1	Piston	Alfa Romeo / Fiat / Lancia / Saab / Opel/Vauxhall	82,00 mm
40666600	801085-00-1	Piston	Mercedes Benz	128,00 mm
40670600	803919-00-1	Piston	Scania	127,00 mm
40670960	813919-2	Assembly	Scania	127,00 mm
40715600	805056-00-1	Piston	Volkswagen	81,01 mm
40739600	802119-00-1	Piston	Ford	89,90 mm
40759600	805058-00-1	Piston	Audi / Seat / Skoda / Volkswagen	82,51 mm
40759610	805058-25-1	Piston	Audi / Seat / Skoda / Volkswagen	82,76 mm
40759620	805058-50-1	Piston	Audi / Seat / Skoda / Volkswagen	83,01 mm
40761600	805059-00-1	Piston	Audi / Seat / Skoda / Volkswagen	82,51 mm
40761610	805059-25-1	Piston	Audi / Seat / Skoda / Volkswagen	82,76 mm
40761620	805059-50-1	Piston	Audi / Seat / Skoda / Volkswagen	83,01 mm
40776600	801012-00-1	Piston	Mercedes Benz	83,00 mm
40809600	801011-00-1	Piston	Jeep / Mercedes Benz	83,00 mm
40810600	805164-00-1	Piston	Volvo	144,00 mm
40810960	815164-1	Assembly	Volvo	144,00 mm
40830600	802117-00-1	Piston	Ford	89,90 mm
40834600	805119-00-1	Piston	RVI / Volvo	131,01 mm
40839600	805032-00-1	Piston	Seat / Skoda / Volkswagen	76,51 mm
40846600	805055-00-1	Piston	Audi / Seat / Skoda / Volkswagen	76,51 mm
40853600	801017-00-1	Piston	Mercedes Benz	83,00 mm
40856600	801016-00-1	Piston	Mercedes Benz	83,00 mm
40908600	801524-00-1	Piston	Deutz	108,00 mm
40997600	803833-00-1	Piston	Renault	80,00 mm
40997600	803833-00-1	Piston	Renault	80,00 mm
40997620	803833-50-1	Piston	Renault	80,50 mm
40997620	803833-50-1	Piston	Renault	80,50 mm
41071600	803522-00-1	Piston	Opel / Vauxhall	79,00 mm
41071600	803522-00-1	Piston	Opel / Vauxhall	79,00 mm
41072600	802116-00-1	Piston	Citroen / Fiat / Iveco / Ford / Peugeot	86,00 mm
41072600	802126-00-1	Piston	Ford	86,00 mm
41072620	802126-50-1	Piston	Ford	86,50 mm
41088600	805118-00-1	Piston	Volvo	131,00 mm
41088960	815118-1	Assembly	Volvo	131,01 mm

**VERGLEICHNUMMERN
CROSS-REFERENCE
KS - SM**

KS cross ref.	SM Ref.:	Product Category	Manufacturer Type	Bore dia.
41088960	815118-2	Assembly	Volvo	131,01 mm
41091600	805050-00-1	Piston	Volkswagen	81,01 mm
41092600	805051-00-1	Piston	Volkswagen	81,01 mm
41095600	805011-00-1	Piston	Audi / Seat / Skoda / Volkswagen	79,51 mm
41253600	803737-00-1	Piston	Peugeot / Citroen / Ford / Volo	75,00 mm
41253600	803737-00-1	Piston	Peugeot / Citroen / Ford / Volo	75,00 mm
41253610	803737-50-1	Piston	Peugeot / Citroen / Ford / Volo	75,50 mm
41253610	803737-50-1	Piston	Peugeot / Citroen / Ford / Volo	75,50 mm
41266600	809106-00-1	Piston	Nissan	89,00 mm
41266600	809106-00-1	Piston	Nissan	89,00 mm
41506600	801524-00-1	Piston	Deutz	108,00 mm
50000552	791518-00-1	Piston ring set	KHD 1 Cyl.	95,00 mm
50000732	795112-00-4	Piston ring set	Volvo 4 Cyl.	88,90 mm
50000733	795112-40-4	Piston ring set	Volvo 4 Cyl.	89,291mm
50002771	921045-1	Cylinder liner seal set	Mercedes Benz	125,00 mm
50002792	923904-1	Cylinder liner seal set	Scania	127,00 mm
50006608	925105-1	Cylinder liner seal set	Volvo	104,77 mm
50006609	925112-1	Cylinder liner seal set	Volvo	120,65 mm
50006610	925115-1	Cylinder liner seal set	Volvo	130,18 mm
50006620	925102-1	Cylinder liner seal set	Volvo	98,43 mm
50006622	921046-1	Cylinder liner seal set	Mercedes Benz	128,00 mm
50006623	925121-1	Cylinder liner seal set	Volvo	130,18 mm
50006624	921049-1	Cylinder liner seal set	Mercedes Benz	125,00 mm
50006626	925110-1	Cylinder liner seal set	Volvo	120,65 mm
50006634	925104-1	Cylinder liner seal set	Volvo	104,77 mm
50006635	925103-1	Cylinder liner seal set	Volvo	98,43 mm
50006636	925114-1	Cylinder liner seal set	Volvo	130,18 mm
50006637	923901-1	Cylinder liner seal set	Scania	127,00 mm
50006638	923102-1	Cylinder liner seal set	MAN	125,00 mm
50006657	923101-1	Cylinder liner seal set	MAN	128,00 mm
50006658	923820-1	Cylinder liner seal set	RVI	120,00 mm
50006659	923904-1	Cylinder liner seal set	Scania	127,00 mm
50006660	923903-1	Cylinder liner seal set	Scania	127,00 mm
50006665	923810-1	Cylinder liner seal set	RVI	120,00 mm
50006666	921048-1	Cylinder liner seal set	Mercedes Benz	130,00 mm
50006667	925133-1	Cylinder liner seal set	Volvo	131,00 mm
5000734	795112-70-4	Piston ring set	Volvo 4 Cyl.	89,672mm
50007889	923802-1	Cylinder liner seal set	RVI	123,00 mm
50007892	925109-1	Cylinder liner seal set	Volvo	120,00 mm
50007896	925107-1	Cylinder liner seal set	KHD / Volvo / RVI	108,00 mm
50011833	791519-00-1	Piston ring set	KHD 1 Cyl.	102,00 mm
800000240000	795034-00-4	Piston ring set	VW / Audi 4 Cyl.	69,50 mm
800000240050	795034-50-4	Piston ring set	VW / Audi 4 Cyl.	70,00 mm
800000440000	795002-00-4	Piston ring set	VW / Audi 4 Cyl.	75,00 mm
800000610000	795060-00-2	Piston ring set	VW / Audi 2 Cyl.	76,50 mm
800000610050	795060-50-2	Piston ring set	VW / Audi 2 Cyl.	77,00 mm
800000611000	795032-00-1	Piston ring set	VW / Volvo 1 Cyl.	76,50 mm
800000611050	795018-50-4	Piston ring set	VW 4 Cyl.	77,01 mm
800000611100	795018-10-4	Piston ring set	VW 4 Cyl.	77,51 mm
800000641000	795018-00-4	Piston ring set	VW 4 Cyl.	76,50 mm
800000641050	795018-50-4	Piston ring set	VW 4 Cyl.	77,01 mm
800000641100	795018-10-4	Piston ring set	VW 4 Cyl.	77,51 mm
800000810000	795078-00-1	Piston ring set	VW / Audi 1 Cyl.	79,50 mm
800001011000	795036-00-4	Piston ring set	VW / Audi 4 Cyl.	81,00 mm
800001011050	795036-50-4	Piston ring set	VW / Audi 4 Cyl.	81,50 mm
800001011100	795036-10-4	Piston ring set	VW / Audi 4 Cyl.	82,00 mm
800001012000	795036-00-4	Piston ring set	VW / Audi 4 Cyl.	81,00 mm
800001012050	795036-50-4	Piston ring set	VW / Audi 4 Cyl.	81,50 mm
800001013000	795037-00-4	Piston ring set	VW / Audi 4 Cyl.	81,00 mm
800001013050	795037-50-4	Piston ring set	VW / Audi 4 Cyl.	81,50 mm
800001042000	795036-00-4	Piston ring set	VW / Audi 4 Cyl.	81,00 mm
800001042050	795036-50-4	Piston ring set	VW / Audi 4 Cyl.	81,50 mm
800001043000	795037-00-4	Piston ring set	VW / Audi 4 Cyl.	81,00 mm

**VERGLEICHNUMMERN
CROSS-REFERENCE
KS - SM**

KS cross ref.	SM Ref.:	Product Category	Manufacturer Type	Bore dia.
800001043050	795037-50-4	Piston ring set	VW / Audi 4 Cyl.	81,50 mm
800001110000	795009-00-5	Piston ring set	Audi / Volvo /Volkswagen 5 Cyl.	81,00 mm
800001110050	795009-50-5	Piston ring set	Audi / Volvo / Volkswagen 5 Cyl.	81,50 mm
800001150000	795041-00-5	Piston ring set	VW / Audi / Volvo / Seat / Skoda 5 Cyl.	81,00 mm
800001150050	795041-50-5	Piston ring set	VW / Volvo / Seat / Skoda 5 Cyl.	81,50 mm
800001210000	795052-00-2	Piston ring set	VW / Audi / Seat / Skoda 2 Cyl.	82,50 mm
800001210000	795057-00-2	Piston ring set	Audi / Seat / Skoda / Volkswagen 2 Cyl.	82,50 mm
800001220000	795052-00-2	Piston ring set	VW / Audi / Seat / Skoda 2 Cyl.	82,50 mm
800001310000	795053-00-4	Piston ring set	VW / Audi 4 Cyl.	82,50 mm
800001310050	795053-50-4	Piston ring set	VW / Audi 4 Cyl.	83,00 mm
800001440000	795027-00-4	Piston ring set	VW 4 Cyl.	86,50 mm
800001661000	790710-00-6	Piston ring set	BMW 6 Cyl.	80,00 mm
800001661000	790737-00-6	Piston ring set	BMW 6 Cyl.	80,00 mm
800001760000	790713-00-6	Piston ring set	BMW 6 Cyl.	80,00 mm
800001810000	790703-00-4	Piston ring set	BMW 4 Cyl.	84,00 mm
800001840000	790703-00-4	Piston ring set	BMW 4 Cyl.	84,00 mm
800001840000	790721-00-6	Piston ring set	BMW 6 Cyl.	84,00 mm
800001911000	790705-00-4	Piston ring set	BMW 4 Cyl.	84,00 mm
800001921000	790716-00-4	Piston ring set	BMW 4 Cyl.	84,00 mm
800001921000	790717-00-6	Piston ring set	BMW 6 Cyl.	84,00 mm
800002141000	790711-00-4	Piston ring set	BMW 4 Cyl.	84,00 mm
800002421000	790706-00-4	Piston ring set	BMW 4 Cyl.	89,00 mm
800002641000	793703-00-4	Piston ring set	Peugeot / Citroen 4 Cyl.	70,00 mm
800002911000	793738-00-4	Piston ring set	Peugeot / Citroen / Talbot 4 Cyl.	75,00 mm
800002941000	793738-00-4	Piston ring set	Peugeot / Citroen / Talbot 4 Cyl.	75,00 mm
800003040000	793817-00-4	Piston ring set	Renault / Citroen / Peugeot / Talbot 4 Cyl.	75,00 mm
800003040000	794102-00-4	Piston ring set	Talbot 4 Cyl.	75,00 mm
800003141000	793705-00-4	Piston ring set	Peugeot 4 Cyl.	75,00 mm
800003240000	793530-00-4	Piston ring set	Opel /Bedford /Vauxhall /Citroen /Renault 4 Cyl.	80,00 mm
800003240000	793722-00-4	Piston ring set	Peugeot / Citroen / Renault 4 Cyl.	80,00 mm
800003240050	793722-50-4	Piston ring set	Peugeot 4 Cyl.	80,50 mm
800003340000	793727-00-4	Piston ring set	Peugeot / Citroen 4 Cyl.	80,00 mm
800003441000	793765-00-4	Piston ring set	Citroen / Fiat / Peugeot	83,00 mm
800003540000	793724-00-4	Piston ring set	Peugeot / Citroen 4 Cyl.	83,00 mm
800003541000	793724-00-4	Piston ring set	Peugeot / Citroen 4 Cyl.	83,00 mm
800003640000	793717-00-4	Piston ring set	Peugeot / Citroen 4 Cyl.	83,00 mm
800003710000	793723-00-4	Piston ring set	Peugeot/Fiat/Citroen/Rover/Lada/Suzuki 4 Cyl.	83,00 mm
800003740000	793723-00-4	Piston ring set	Peugeot/Fiat/Citroen/Rover/Lada/Suzuki 4 Cyl.	83,00 mm
800003740050	793723-50-4	Piston ring set	Peugeot/Fiat/Citroen/Rover/Lada 4 Cyl.	83,50 mm
800003811000	793707-00-2	Piston ring set	Peugeot / Fiat / Citroen / Renault / Talbot 2 Cyl.	88,00 mm
800003841000	793707-00-2	Piston ring set	Peugeot / Fiat / Citroen / Renault / Talbot 2 Cyl.	88,00 mm
800003910000	793777-00-4	Piston ring set	Peugeot / Citroen / Renault 4 Cyl.	88,00 mm
800003940000	793777-00-4	Piston ring set	Peugeot / Citroen / Renault 4 Cyl.	88,00 mm
800004140000	793714-00-4	Piston ring set	DAF /Citroen /Ford /Peugeot /Aro /Ssangyong 4 Cyl.	94,00 mm
800004140040	793714-40-4	Piston ring set	Peugeot 4 Cyl.	94,40 mm
800004240000	793806-00-4	Piston ring set	Renault / Dacia / Volvo 4 Cyl.	70,00 mm
800004341000	793807-00-4	Piston ring set	Renault / Dacia / DAF / Volvo 4 Cyl.	73,00 mm
800004341000	793826-00-4	Piston ring set	Renault 4 Cyl.	73,00 mm
800004510000	791310-00-2	Piston ring set	DAF 2 Cyl.	104,17 mm
800004711000	791303-00-1	Piston ring set	DAF 1 Cyl.	118,00 mm
800004810000	791313-00-2	Piston ring set	DAF 2 Cyl.	118,00 mm
800005010000	791312-00-1	Piston ring set	DAF 1 Cyl.	130,00 mm
800005410000	790015-00-1	Piston ring set	FAP - Famos 1 Cyl.	125,00 mm
800005641000	792005-00-4	Piston ring set	Fiat 4 Cyl.	65,00 mm
800005840000	792056-00-4	Piston ring set	Fiat 4 Cyl.	76,00 mm
800005840060	792056-60-4	Piston ring set	Fiat 4 Cyl.	76,60 mm
800006141000	792022-00-4	Piston ring set	Fiat / Seat 4 Cyl.	80,00 mm
800006340000	792004-00-4	Piston ring set	Fiat 4 Cyl.	82,60 mm
800006541000	792024-00-4	Piston ring set	Alfa / Fiat / Lancia / Seat 4 Cyl.	84,00 mm
800006640000	792024-00-4	Piston ring set	Alfa / Fiat / Lancia / Seat 4 Cyl.	84,00 mm
800006640000	793712-00-4	Piston ring set	Peugeot / Fiat / Citroen 4 Cyl.	84,00 mm
800006840000	792001-00-4	Piston ring set	Fiat / Renault / Alfa 4 Cyl.	93,00 mm
800006940000	792002-00-4	Piston ring set	Alfa / Fiat / Opel / Renault 4 Cyl.	93,00 mm

**VERGLEICHNUMMERN
CROSS-REFERENCE
KS - SM**

KS cross ref.	SM Ref.:	Product Category	Manufacturer Type	Bore dia.
800006940040	792002-40-4	Piston ring set	Fiat 4 Cyl.	93,40 mm
800007040000	792052-00-4	Piston ring set	Fiat / Alfa / Iveco / Renault / RVI / Seat 4 Cyl.	93,00 mm
800007111000	791519-00-1	Piston ring set	KHD 1 Cyl.	102,00 mm
800007210000	791565-00-1	Piston ring set	KHD 1 Cyl.	102,00 mm
800007310000	791534-00-1	Piston ring set	KHD 1 Cyl.	102,00 mm
800007310000	791561-00-1	Piston ring set	KHD 1 Cyl.	102,00 mm
800007510000	792020-00-1	Piston ring set	Fiat 1 Cyl.	104,00 mm
800007710000	792023-00-2	Piston ring set	Fiat-Iveco 2 Cyl.	115,00 mm
800007811000	791523-00-1	Piston ring set	KHD 1 Cyl.	125,00 mm
800007811050	791523-50-1	Piston ring set	KHD 1 Cyl.	125,50 mm
800007811100	791523-10-1	Piston ring set	KHD 1 Cyl.	126,00 mm
800008341000	792118-00-4	Piston ring set	Ford 4 Cyl.	80,00 mm
800008410000	792119-00-4	Piston ring set	Ford 4 Cyl.	80,00 mm
800008410050	792119-50-4	Piston ring set	Ford 4 Cyl.	80,50 mm
800008440000	793530-00-4	Piston ring set	Opel /Bedford /Vauxhall /Citroen /Renault 4 Cyl.	80,00 mm
800008440000	793722-00-4	Piston ring set	Peugeot / Citroen / Renault 4 Cyl.	80,00 mm
800008440050	793722-50-4	Piston ring set	Peugeot 4 Cyl.	80,50 mm
800008640000	792124-00-4	Piston ring set	Ford 4 Cyl.	81,30 mm
800008741000	792132-00-4	Piston ring set	Ford 4 Cyl.	82,50 mm
800008940000	792126-00-4	Piston ring set	Ford 4 Cyl.	86,20 mm
800009241000	793715-00-4	Piston ring set	Peugeot / Ford 4 Cyl.	88,00 mm
800009321000	793708-00-2	Piston ring set	Peugeot/ Ford/ Renault/ RVI/ Opel/ Volo/Aro 2 Cyl.	90,00 mm
800009440000	792125-00-4	Piston ring set	Ford 4 Cyl.	90,80 mm
800009540000	792114-00-4	Piston ring set	Ford 4 Cyl.	90,80 mm
800009940000	792134-00-4	Piston ring set	Ford 4 Cyl.	93,67 mm
800009940066	792134-65-4	Piston ring set	Ford 4 Cyl.	94,32 mm
800010010000	793145-00-1		MAN 1 Cyl.	128,00 mm
800010311000	792209-00-2	Piston ring set	Fordson 2 Cyl.	111,76 mm
800010311000	792217-00-1	Piston ring set	Fordson 1 Cyl.	111,76 mm
800010741000	791010-00-4	Piston ring set	Mercedes Benz 4 Cyl.	87,00 mm
800010741050	791010-50-4	Piston ring set	Mercedes Benz 4 Cyl.	87,50 mm
800010810000	791030-00-1	Piston ring set	Mercedes Benz / FAP-Famos 1 Cyl.	97,00 mm
800010810050	791030-50-1	Piston ring set	Mercedes Benz 1 Cyl.	97,50 mm
800010810100	791030-10-1	Piston ring set	Mercedes Benz 1 Cyl.	98,00 mm
800010910000	791017-00-1	Piston ring set	Mercedes Benz / FAP-Famos 1 Cyl.	97,00 mm
800010910050	791017-50-1	Piston ring set	Mercedes Benz / FAP-Famos 1 Cyl.	97,50 mm
800010910100	791017-10-1	Piston ring set	Mercedes Benz / FAP-Famos 1 Cyl.	98,00 mm
800011011000	791018-00-1	Piston ring set	Mercedes Benz 1 Cyl.	115,00 mm
800011211000	791019-00-1	Piston ring set	Mercedes Benz 1 Cyl.	125,00 mm
800011710000	792707-00-1	Piston ring set	IHC 1 Cyl.	98,43 mm
800011810000	792706-00-1	Piston ring set	IHC 1 Cyl.	98,43 mm
800012110000	793451-00-1	Piston ring set	John Deere 1 Cyl.	106,50 mm
800012210000	791512-00-1	Piston ring set	KHD 1 Cyl.	91,00 mm
800012310000	791522-00-1	Piston ring set	KHD 1 Cyl.	94,00 mm
800012320000	791522-00-1	Piston ring set	KHD 1 Cyl.	94,00 mm
800012410000	791539-00-1	Piston ring set	KHD 1 Cyl.	100,00 mm
800012512000	791506-00-1	Piston ring set	KHD 1 Cyl.	100,00 mm
800012512050	791506-50-1	Piston ring set	KHD 1 Cyl.	100,50 mm
800012512100	791506-10-1	Piston ring set	KHD 1 Cyl.	101,00 mm
800012711000	791535-00-1	Piston ring set	KHD 1 Cyl.	102,00 mm
800012911000	791509-00-1	Piston ring set	KHD 1 Cyl.	110,00 mm
800012911050	791509-50-1	Piston ring set	KHD 1 Cyl.	110,50 mm
800012911100	791509-10-1	Piston ring set	KHD 1 Cyl.	111,00 mm
800013011000	791526-00-1	Piston ring set	KHD 1 Cyl.	120,00 mm
800013011050	791526-50-1	Piston ring set	KHD 1 Cyl.	120,50 mm
800013011100	791526-10-1	Piston ring set	KHD 1 Cyl.	121,00 mm
800013210000	791515-00-1	Piston ring set	KHD 1 Cyl.	120,00 mm
800013410000	791558-00-1	Piston ring set	KHD 1 Cyl.	132,00 mm
800013510000	795419-00-1	Piston ring set	Knorr 1 Cyl.	88,00 mm
800013640000	792803-00-1	Piston ring set	VZ 2101-07 / 4 Cyl.	79,00 mm
800013640000	792803-00-4	Piston ring set	Lada 4 Cyl.	79,00 mm
800013640040	792803-40-1	Piston ring set	VZ 2101-07 / 4 Cyl.	79,40 mm
800013640040	792803-40-4	Piston ring set	Lada 4 Cyl.	79,40 mm

**VERGLEICHSNUMMERN
CROSS-REFERENCE
KS - SM**

KS cross ref.	SM Ref.:	Product Category	Manufacturer Type		Bore dia.
800013640080	792803-80-1	Piston ring set	VZ 2101-07 / 4 Cyl.	79,80 mm	79,80 mm
800013640080	792803-80-4	Piston ring set	Lada 4 Cyl.		79,80 mm
800013641000	792803-00-1	Piston ring set	VZ 2101-07 / 4 Cyl.	79,00 mm	79,00 mm
800013641000	792803-00-4	Piston ring set	Lada 4 Cyl.		79,00 mm
800013641040	792803-40-1	Piston ring set	VZ 2101-07 / 4 Cyl.	79,40 mm	79,40 mm
800013641040	792803-40-4	Piston ring set	Lada 4 Cyl.		79,40 mm
800013641080	792803-80-1	Piston ring set	VZ 2101-07 / 4 Cyl.	79,80 mm	79,80 mm
800013641080	792803-80-4	Piston ring set	Lada 4 Cyl.		79,80 mm
800013740000	792802-00-1	Piston ring set	VZ 2101-07 / 4 Cyl.	76,00 mm	76,00 mm
800013740000	792802-00-4	Piston ring set	Lada 4 Cyl.		76,00 mm
800013740040	792802-40-1	Piston ring set	VZ 2101-07 / 4 Cyl.	76,40 mm	76,40 mm
800013740040	792802-40-4	Piston ring set	Lada 4 Cyl.		76,40 mm
800013740080	792802-80-1	Piston ring set	VZ 2101-07 / 4 Cyl.	76,80 mm	76,80 mm
800013740080	792802-80-4	Piston ring set	Lada 4 Cyl.		76,80 mm
800013741000	792802-00-1	Piston ring set	VZ 2101-07 / 4 Cyl.	76,00 mm	76,00 mm
800013741000	792802-00-4	Piston ring set	Lada 4 Cyl.		76,00 mm
800013741040	792802-40-1	Piston ring set	VZ 2101-07 / 4 Cyl.	76,40 mm	76,40 mm
800013741040	792802-40-4	Piston ring set	Lada 4 Cyl.		76,40 mm
800013741080	792802-80-1	Piston ring set	VZ 2101-07 / 4 Cyl.	76,80 mm	76,80 mm
800013741080	792802-80-4	Piston ring set	Lada 4 Cyl.		76,80 mm
800013841000	792804-00-1	Piston ring set	VZ 21083 / 4 Cyl.	82,00 mm	82,00 mm
800013841000	792804-00-4	Piston ring set	Lada 4 Cyl.		82,00 mm
800013841040	792804-40-1	Piston ring set	VZ 21083 / 4 Cyl.	82,40 mm	82,40 mm
800013841040	792804-40-4	Piston ring set	Lada 4 Cyl.		82,40 mm
800013841080	792804-80-1	Piston ring set	VZ 21083 / 4 Cyl.	82,80 mm	82,80 mm
800013841080	792804-80-4	Piston ring set	Lada 4 Cyl.		82,80 mm
800014220000	795403-00-1	Piston ring set	Westinghouse 1 Cyl.		90,00 mm
800014610000	793123-00-2	Piston ring set	MAN 2 Cyl.		108,00 mm
800014610000	793132-00-1	Piston ring set	MAN 1 Cyl.		108,00 mm
800014610000	795509-00-1	Piston ring set	Steyr 1 Cyl.		108,00 mm
800014810000	793106-00-1	Piston ring set	MAN / RABA / RVI 1 Cyl.		121,00 mm
800014910000	793116-00-1	Piston ring set	MAN 1 Cyl.		123,00 mm
800015110000	793107-00-1	Piston ring set	MAN 1 Cyl.		125,00 mm
800015111000	793119-00-1	Piston ring set	MAN 1 Cyl.		125,00 mm
800015310000	793125-00-1	Piston ring set	MAN / Pegaso 1 Cyl.		125,00 mm
800015310000	793216-00-1	Piston ring set	MWM 1 Cyl.		125,00 mm
800015410000	793108-00-1	Piston ring set	MAN 1 Cyl.		125,00 mm
800015510000	793120-00-1	Piston ring set	MAN 1 Cyl.		128,00 mm
800015510000	793142-00-1	Piston ring set	MAN 1 Cyl.		128,00 mm
800015560000	793120-00-1	Piston ring set	MAN 1 Cyl.		128,00 mm
800015711000	793624-00-1	Piston ring set	Perkins / Fap-Famos 1 Cyl.		91,48 mm
800016110000	793610-00-2	Piston ring set	Perkins 2 Cyl.		98,48 mm
800016210000	793620-00-2	Piston ring set	Perkins / Leyland / RVI / Volvo 2 Cyl.		98,48 mm
800016211000	793610-00-2	Piston ring set	Perkins 2 Cyl.		98,48 mm
800016310000	793621-00-2	Piston ring set	Perkins 2 Cyl.		101,05 mm
800016340000	793621-00-2	Piston ring set	Perkins 2 Cyl.		101,05 mm
800016641000	791034-00-4	Piston ring set	Mercedes Benz 4 Cyl.		75,00 mm
800016711000	791001-00-1	Piston ring set	Mercedes Benz 1 Cyl.		77,00 mm
800016860000	791053-00-6	Piston ring set	Mercedes Benz 6 Cyl.		82,90 mm
800016860050	791053-50-6	Piston ring set	Mercedes Benz 6 Cyl.		83,40 mm
800017110000	791035-00-4	Piston ring set	Mercedes Benz 4 Cyl.		87,00 mm
800017110000	791036-00-5	Piston ring set	Mercedes Benz 5 Cyl.		87,00 mm
800017110050	791035-50-4	Piston ring set	Mercedes Benz 4 Cyl.		87,50 mm
800017110050	791036-50-5	Piston ring set	Mercedes Benz 5 Cyl.		87,50 mm
800017240000	791009-00-4	Piston ring set	Mercedes Benz / Seat 4 Cyl.		87,00 mm
800017240050	791009-50-4	Piston ring set	Mercedes Benz 4 Cyl.		87,50 mm
800017310000	791048-00-1	Piston ring set	Mercedes Benz 1 Cyl.		87,00 mm
800017311000	791048-00-1	Piston ring set	Mercedes Benz 1 Cyl.		87,00 mm
800017311050	791048-50-1	Piston ring set	Mercedes Benz 1 Cyl.		87,50 mm
800017440000	791010-00-4	Piston ring set	Mercedes Benz 4 Cyl.		87,00 mm
800017440050	791010-50-4	Piston ring set	Mercedes Benz 4 Cyl.		87,50 mm
800017660000	791049-00-6	Piston ring set	Mercedes Benz 6 Cyl.		88,50 mm
800017660050	791049-50-6	Piston ring set	Mercedes Benz 6 Cyl.		89,00 mm

**VERGLEICHSNUMMERN
CROSS-REFERENCE
KS - SM**

KS cross ref.	SM Ref.:	Product Category	Manufacturer Type	Bore dia.
800017711000	791038-00-4	Piston ring set	Mercedes Benz 4 Cyl.	89,00 mm
800017711050	791038-50-4	Piston ring set	Mercedes Benz 4 Cyl.	89,50 mm
800017711100	791038-10-4	Piston ring set	Mercedes Benz 4 Cyl.	90,00 mm
800017741000	791038-00-4	Piston ring set	Mercedes Benz 4 Cyl.	89,00 mm
800017741050	791038-50-4	Piston ring set	Mercedes Benz 4 Cyl.	89,50 mm
800017741100	791038-10-4	Piston ring set	Mercedes Benz 4 Cyl.	90,00 mm
800017742000	791038-00-4	Piston ring set	Mercedes Benz 4 Cyl.	89,00 mm
800017742050	791038-50-4	Piston ring set	Mercedes Benz 4 Cyl.	89,50 mm
800017742100	791038-10-4	Piston ring set	Mercedes Benz 4 Cyl.	90,00 mm
800017810000	791016-00-5	Piston ring set	Mercedes Benz / Ssang Yong 5 Cyl.	89,00 mm
800017810000	791059-00-1	Piston ring set	Mercedes Benz / Ssang Yong 1 Cyl.	89,00 mm
800017810000	791059-00-4	Piston ring set	Mercedes Benz / Ssang Yong 4 Cyl.	89,00 mm
800017810050	791016-50-5	Piston ring set	Mercedes Benz / Ssang Yong 5 Cyl.	89,50 mm
800017810050	791059-50-1	Piston ring set	Mercedes Benz / Ssang Yong 1 Cyl.	89,50 mm
800017810050	791059-50-4	Piston ring set	Mercedes Benz / Ssang Yong 4 Cyl.	89,50 mm
800017810100	791059-70-1	Piston ring set	Mercedes Benz / Ssang Yong 1 Cyl.	89,70 mm
800017810100	791059-70-4	Piston ring set	Mercedes Benz / Ssang Yong 4 Cyl.	89,70 mm
800017921000	791050-00-6	Piston ring set	Mercedes Benz 6 Cyl.	89,90 mm
800017921000	791065-00-4	Piston ring set	Mercedes Benz / Ssang Yong 4 Cyl.	89,90 mm
800018110000	795428-00-1	Piston ring set	Air Compressor 1 Cyl.	100,00 mm
800018211000	791042-00-1	Piston ring set	Mercedes Benz 1 Cyl.	90,00 mm
800018211000	791047-00-1	Piston ring set	Mercedes Benz 1 Cyl.	90,00 mm
800018211050	791042-50-1	Piston ring set	Air Compressor 1 Cyl.	90,50 mm
800018211050	791047-50-1	Piston ring set	Mercedes Benz 1 Cyl.	90,50 mm
800018212000	791042-00-1	Piston ring set	Mercedes Benz 1 Cyl.	90,00 mm
800018212000	791047-00-1	Piston ring set	Mercedes Benz 1 Cyl.	90,00 mm
800018310000	795403-00-1	Piston ring set	Westinghouse 1 Cyl.	90,00 mm
800018410000	791025-00-4	Piston ring set	Mercedes Benz 4 Cyl.	90,90 mm
800018410000	791026-00-5	Piston ring set	Mercedes Benz 5 Cyl.	90,90 mm
800018410010	791013-00-1	Piston ring set	Mercedes Benz 1 Cyl.	91,00 mm
800018410010	791013-00-4	Piston ring set	Mercedes Benz 4 Cyl.	91,00 mm
800018410010	791027-00-5	Piston ring set	Mercedes Benz 5 Cyl.	91,00 mm
800018410060	791013-50-1	Piston ring set	Mercedes Benz 1 Cyl.	91,50 mm
800018410060	791013-50-4	Piston ring set	Mercedes Benz 4 Cyl.	91,50 mm
800018410060	791025-50-4	Piston ring set	Mercedes Benz 4 Cyl.	91,50 mm
800018410060	791026-50-5	Piston ring set	Mercedes Benz 5 Cyl.	91,50 mm
800018411000	791025-00-4	Piston ring set	Mercedes Benz 4 Cyl.	90,90 mm
800018411000	791026-00-5	Piston ring set	Mercedes Benz 5 Cyl.	90,90 mm
800018411010	791013-00-1	Piston ring set	Mercedes Benz 1 Cyl.	91,00 mm
800018411010	791013-00-4	Piston ring set	Mercedes Benz 4 Cyl.	91,00 mm
800018411010	791027-00-5	Piston ring set	Mercedes Benz 5 Cyl.	91,00 mm
800018411060	791013-50-1	Piston ring set	Mercedes Benz 1 Cyl.	91,50 mm
800018411060	791013-50-4	Piston ring set	Mercedes Benz 4 Cyl.	91,50 mm
800018411060	791025-50-4	Piston ring set	Mercedes Benz 4 Cyl.	91,50 mm
800018411060	791026-50-5	Piston ring set	Mercedes Benz 5 Cyl.	91,50 mm
800018411080	791025-70-4	Piston ring set	Mercedes Benz 4 Cyl.	91,70 mm
800018580000	791056-00-4	Piston ring set	Mercedes Benz 4 Cyl.	92,00 mm
800018811000	791043-00-1	Piston ring set	Mercedes Benz 1 Cyl.	94,00 mm
800018910000	791040-00-4	Piston ring set	Mercedes Benz 4 Cyl.	95,50 mm
800018910050	791040-50-4	Piston ring set	Mercedes Benz 4 Cyl.	96,00 mm
800018940000	791040-00-4	Piston ring set	Mercedes Benz 4 Cyl.	95,50 mm
800018940050	791040-50-4	Piston ring set	Mercedes Benz 4 Cyl.	96,00 mm
800018940100	791040-10-4	Piston ring set	Mercedes Benz 4 Cyl.	96,50 mm
800019111000	791031-00-1	Piston ring set	Mercedes Benz / FAP-Famos 1 Cyl.	97,00 mm
800019111000	791086-00-2	Piston ring set	Mercedes Benz 2 Cyl.	97,00 mm
800019111050	791031-50-1	Piston ring set	Mercedes Benz 1 Cyl.	97,50 mm
800019111050	791044-50-1	Piston ring set	Mercedes Benz 1 Cyl.	98,00 mm
800019111100	791031-10-1	Piston ring set	Mercedes Benz 1 Cyl.	98,00 mm
800019111100	791044-50-1	Piston ring set	Mercedes Benz 1 Cyl.	98,00 mm
800019211000	791044-00-1	Piston ring set	Mercedes Benz / FAP-Famos 1 Cyl.	97,50 mm
800019212000	791044-00-1	Piston ring set	Mercedes Benz / FAP-Famos 1 Cyl.	97,50 mm
800019213000	791044-00-1	Piston ring set	Mercedes Benz / FAP-Famos 1 Cyl.	97,50 mm
800019213000	791044-00-1	Piston ring set	Mercedes Benz / FAP-Famos 1 Cyl.	97,50 mm

**VERGLEICHSNUMMERN
CROSS-REFERENCE
KS - SM**

KS cross ref.	SM Ref.:	Product Category	Manufacturer Type	Bore dia.
800019213050	791044-50-1	Piston ring set	Mercedes Benz 1 Cyl.	98,00 mm
800019311000	791087-00-2	Piston ring set	Mercedes Benz 2 Cyl.	125,00 mm
800019411000	791022-00-1	Piston ring set	Mercedes Benz 1 Cyl.	125,00 mm
800019411000	791070-00-1	Piston ring set	Mercedes Benz 1 Cyl.	125,00 mm
800019510000	791033-00-1	Piston ring set	Mercedes Benz / FAP-Famos 1 Cyl.	128,00 mm
800019511000	791062-00-1	Piston ring set	Mercedes Benz 1 Cyl.	128,00 mm
800019512000	791062-00-1	Piston ring set	Mercedes Benz 1 Cyl.	128,00 mm
800019611000	791020-00-1	Piston ring set	Mercedes Benz 1 Cyl.	128,00 mm
800019611050	791020-50-1	Piston ring set	Mercedes Benz 1 Cyl.	128,50 mm
800019611100	791020-10-1	Piston ring set	Mercedes Benz 1 Cyl.	129,00 mm
800019661000	791020-00-1	Piston ring set	Mercedes Benz 1 Cyl.	128,00 mm
800019661050	791020-50-1	Piston ring set	Mercedes Benz 1 Cyl.	128,50 mm
800019661100	791020-10-1	Piston ring set	Mercedes Benz 1 Cyl.	129,00 mm
800019710000	791060-00-1	Piston ring set	Mercedes Benz 1 Cyl.	130,00 mm
800019720000	791060-00-1	Piston ring set	Mercedes Benz 1 Cyl.	130,00 mm
800019910000	793203-00-1	Piston ring set	MWM 1 Cyl.	105,00 mm
800020240000	793502-00-4	Piston ring set	Opel 4 Cyl.	72,00 mm
800020340000	793528-00-4	Piston ring set	Opel / Bedford / Vauxhall 4 Cyl.	75,00 mm
800020340000	799608-00-4	Piston ring set	Toyota 4 Cyl.	75,00 mm
800020340000	799609-00-6	Piston ring set	Toyota 6 Cyl.	75,00 mm
800020440000	793512-00-4	Piston ring set	Opel / Vauxhall 4 Cyl.	75,00 mm
800020540000	793526-00-4	Piston ring set	Opel / Vauxhall 4 Cyl.	77,60 mm
800020540050	793526-50-4	Piston ring set	Opel / Vauxhall 4 Cyl.	78,10 mm
800020710000	793538-00-4	Piston ring set	Opel / Daewoo / Vauxhall 4 Cyl.	79,00 mm
800020740000	793538-00-4	Piston ring set	Opel / Daewoo / Vauxhall 4 Cyl.	79,00 mm
800020740050	793538-50-4	Piston ring set	Opel / Daewoo 4 Cyl.	79,50 mm
800020740100	793538-10-4	Piston ring set	Opel / Daewoo 4 Cyl.	80,00 mm
800021040000	793533-00-4	Piston ring set	Opel / Bedford / Vauxhall 4 Cyl.	82,50 mm
800021240000	793535-00-4	Piston ring set	Opel / Isuzu / Daewoo-Chevrolet / Saab 4 Cyl.	86,00 mm
800021240000	793554-00-6	Piston ring set	Chrysler / Opel 6 Cyl.	86,00 mm
800021240050	793535-50-4	Piston ring set	Opel / Isuzu / Daewoo-Chevrolet 4 Cyl.	86,50 mm
800021640000	793536-00-4	Piston ring set	Opel / Vauxhall 4 Cyl.	92,00 mm
800022041000	793706-00-4	Piston ring set	Peugeot / Citroen 4 Cyl.	72,00 mm
800022340000	793721-00-4	Piston ring set	Peugeot 4 Cyl.	78,00 mm
800022641000	793815-00-4	Piston ring set	Renault 4 Cyl.	58,00 mm
800022940000	793802-00-4	Piston ring set	Renault 4 Cyl.	75,80 mm
800023040000	793809-00-4	Piston ring set	Renault / Dacia / Volvo 4 Cyl	76,00 mm
800023140000	793827-00-4	Piston ring set	Renault / Volvo 4 Cyl.	78,00 mm
800023240000	793530-00-4	Piston ring set	Opel / Bedford / Vauxhall / Citroen / Renault 4 Cyl.	80,00 mm
800023240000	793722-00-4	Piston ring set	Peugeot / Citroen / Renault 4 Cyl.	80,00 mm
800023240000	793829-00-4	Piston ring set	Renault / Opel 4 Cyl.	80,00 mm
800023240050	793722-50-4	Piston ring set	Peugeot 4 Cyl.	80,50 mm
800023340000	793828-00-4	Piston ring set	Renault / Volvo 4 Cyl.	81,00 mm
800023340050	793828-50-4	Piston ring set	Renault 4 Cyl.	81,50 mm
800023440000	793824-00-4	Piston ring set	Renault 4 Cyl.	86,00 mm
800023540000	793830-00-4	Piston ring set	Renault / Chrysler 4 Cyl.	86,00 mm
800023840000	790661-00-4	Piston ring set	Rover 4 Cyl.	90,50 mm
800024010000	790425-00-1	Piston ring set	RVI 1 Cyl.	135,00 mm
800024121000	795414-00-2	Piston ring set	Westinghouse 2 Cyl.	75,00 mm
800024121050	795414-50-2	Piston ring set	Westinghouse 2 Cyl.	75,50 mm
800024210000	793909-00-2	Piston ring set	Scania 2 Cyl.	115,00 mm
800024310000	793912-00-1	Piston ring set	Scania 1 Cyl.	115,00 mm
800024410000	793913-00-1	Piston ring set	Scania 1 Cyl.	115,00 mm
800024410000	793913-00-2	Piston ring set	Scania 2 Cyl.	115,00 mm
800024510000	793904-00-1	Piston ring set	Scania 1 Cyl.	127,00 mm
800024610000	793907-00-1	Piston ring set	Scania 1 Cyl.	127,00 mm
800024610000	793907-00-2	Piston ring set	Scania 2 Cyl.	127,00 mm
800024611000	793907-00-1	Piston ring set	Scania 1 Cyl.	127,00 mm
800024611000	793907-00-2	Piston ring set	Scania 2 Cyl.	127,00 mm
800024612000	793907-00-1	Piston ring set	Scania 1 Cyl.	127,00 mm
800024612000	793907-00-2	Piston ring set	Scania 2 Cyl.	127,00 mm
800024660000	793907-00-1	Piston ring set	Scania 1 Cyl.	127,00 mm
800024660000	793907-00-2	Piston ring set	Scania 2 Cyl.	127,00 mm

**VERGLEICHSNUMMERN
CROSS-REFERENCE
KS - SM**

KS cross ref.	SM Ref.:	Product Category	Manufacturer Type	Bore dia.
800024662000	793907-00-1	Piston ring set	Scania 1 Cyl.	127,00 mm
800024662000	793907-00-2	Piston ring set	Scania 2 Cyl.	127,00 mm
800024710000	793914-00-1	Piston ring set	Scania 1 Cyl.	127,00 mm
800024710000	793914-00-2	Piston ring set	Scania 2 Cyl.	127,00 mm
800024810000	793925-00-1	Piston ring set	Scania 1 Cyl.	127,00 mm
800024812000	793925-00-1	Piston ring set	Scania 1 Cyl.	127,00 mm
800024820000	793925-00-2	Piston ring set	Scania 2 Cyl.	127,00 mm
800024940000	795001-00-4	Piston ring set	VW 4 Cyl.	75,00 mm
800024940050	795001-50-4	Piston ring set	VW 4 Cyl.	75,50 mm
800025040000	795035-00-4	Piston ring set	VW 4 Cyl.	75,00 mm
800025040050	795035-50-4	Piston ring set	VW 4 Cyl.	75,50 mm
800025041000	795035-00-4	Piston ring set	VW 4 Cyl.	75,00 mm
800025041050	795035-50-4	Piston ring set	VW 4 Cyl.	75,50 mm
800025140000	795044-00-4	Piston ring set	Volkswagen / Seat 4 Cyl.	75,00 mm
800025240000	794207-00-4	Piston ring set	Skoda 4 Cyl.	75,50 mm
800025610000	795507-00-1	Piston ring set	Steyr 1 Cyl.	100,00 mm
800025810000	795501-00-1	Piston ring set	Steyr 1 Cyl.	110,00 mm
800026010000	795503-00-1	Piston ring set	Steyr 1 Cyl.	126,00 mm
800026140000	795077-00-4	Piston ring set	Audi / Seat / Skoda / VW 4 Cyl.	76,50 mm
800026140050	795077-50-4	Piston ring set	VW 4 Cyl.	77,00 mm
800026410000	795080-00-4	Piston ring set	VW / Audi 4 Cyl.	81,00 mm
800027541000	795126-00-4	Piston ring set	Volvo 4 Cyl.	96,00 mm
800027611000	795111-00-1	Piston ring set	Volvo 1 Cyl.	98,43 mm
800027710000	795106-00-1	Piston ring set	Volvo 1 Cyl.	104,77 mm
800027710000	795106-00-2	Piston ring set	Volvo 2 Cyl.	104,77 mm
800027811000	795119-00-1	Piston ring set	Volvo 1 Cyl.	104,77 mm
800027910000	795106-00-1	Piston ring set	Volvo 1 Cyl.	104,77 mm
800027910000	795106-00-2	Piston ring set	Volvo 2 Cyl.	104,77 mm
800028010000	795124-00-1	Piston ring set	Volvo 1 Cyl.	104,77 mm
800028010000	795124-00-2	Piston ring set	Volvo 2 Cyl.	104,77 mm
800028110000	795107-00-1	Piston ring set	Volvo 1 Cyl.	120,65 mm
800028110000	795107-00-2	Piston ring set	Volvo 2 Cyl.	120,65 mm
800028111000	795107-00-1	Piston ring set	Volvo 1 Cyl.	120,65 mm
800028111000	795107-00-2	Piston ring set	Volvo 2 Cyl.	120,65 mm
800028112000	795107-00-1	Piston ring set	Volvo 1 Cyl.	120,65 mm
800028112000	795107-00-2	Piston ring set	Volvo 2 Cyl.	120,65 mm
800028160000	795107-00-1	Piston ring set	Volvo 1 Cyl.	120,65 mm
800028160000	795107-00-2	Piston ring set	Volvo 2 Cyl.	120,65 mm
800028210000	795120-00-1	Piston ring set	Volvo 1 Cyl.	120,65 mm
800028210000	795120-00-2	Piston ring set	Volvo 2 Cyl.	120,65 mm
800028210000	795120-00-H0-2	Piston ring set	Volvo 2 Cyl.	120,65 mm
800028260000	795120-00-1	Piston ring set	Volvo 1 Cyl.	120,65 mm
800028260000	795120-00-2	Piston ring set	Volvo 2 Cyl.	120,65 mm
800028260000	795120-00-H0-2	Piston ring set	Volvo 2 Cyl.	120,65 mm
800028312000	795113-00-1	Piston ring set	Volvo 1 Cyl.	130,18 mm
800028312000	795180-00-2	Piston ring set	Volvo 2 Cyl.	130,18 mm
800028360000	795113-00-1	Piston ring set	Volvo 1 Cyl.	130,18 mm
800028360000	795180-00-2	Piston ring set	Volvo 2 Cyl.	130,18 mm
800028362000	795113-00-1	Piston ring set	Volvo 1 Cyl.	130,18 mm
800028362000	795180-00-2	Piston ring set	Volvo 2 Cyl.	130,18 mm
800028410000	795121-00-4	Piston ring set	Volvo 4 Cyl.	105,57 mm
800028520000	795409-00-2	Piston ring set	Westinghouse 2 Cyl.	63,50 mm
800028610000	795413-00-1	Piston ring set	Bosch / Scania 1 Cyl.	75,00 mm
800028610050	795413-50-1	Piston ring set	Bosch / Scania 1 Cyl.	75,50 mm
800028710000	795401-00-1	Piston ring set	Westinghouse 1 Cyl.	75,00 mm
800028910000	792652-00-1	Piston ring set	Lombardini 1 Cyl.	95,00 mm
800029110000	795805-00-1	Piston ring set	Zetor 1 Cyl.	102,00 mm
800029310000	795406-00-1	Piston ring set	Westinghouse 1 Cyl.	60,00 mm
800029410000	793218-00-1	Piston ring set	MWM 1 Cyl.	105,00 mm
800029910000	792028-00-2	Piston ring set	Fiat 2 Cyl.	120,00 mm
800030010000	793131-00-1	Piston ring set	MAN 1 Cyl.	128,00 mm
800030120000	790701-00-2	Piston ring set	BMW / Opel / Rover / Vauxhall 2 Cyl.	80,00 mm
800030120000	790701-00-4	Piston ring set	BMW / BLMC / Opel / Rover 4 Cyl.	80,00 mm

**VERGLEICHSNUMMERN
CROSS-REFERENCE
KS - SM**

KS cross ref.	SM Ref.:	Product Category	Manufacturer Type	Bore dia.
800030120000	790720-00-6	Piston ring set	BMW 6 Cyl.	80,00 mm
800030410000	795807-00-1	Piston ring set	Zetor 1 Cyl.	102,00 mm
800031610000	793614-00-2	Piston ring set	Perkins 2 Cyl.	100,00 mm
800031710000	795112-00-4	Piston ring set	Volvo 4 Cyl.	88,90 mm
800031710039	795112-40-4	Piston ring set	Volvo 4 Cyl.	89,291mm
800031710077	795112-70-4	Piston ring set	Volvo 4 Cyl.	89,672mm
800031840060	792009-00-4	Piston ring set	Citroen / Fiat / Lancia 4 Cyl.	86,40 mm
800032010000	793627-00-1	Piston ring set	Perkins 1 Cyl.	98,48 mm
800032210000	790407-00-1	Piston ring set	RVI 1 Cyl.	120,00 mm
800032310000	790418-00-1	Piston ring set	RVI 1 Cyl.	120,00 mm
800032310000	790418-00-2	Piston ring set	RVI 2 Cyl.	120,00 mm
800032410000	790411-00-1	Piston ring set	RVI 1 Cyl.	135,00 mm
800032510000	791532-00-1	Piston ring set	KHD 1 Cyl.	128,00 mm
800032610000	794702-00-1	Piston ring set	Tatra 1 Cyl.	120,00 mm
800032812000	791090-00-1	Piston ring set	Mercedes Benz 1 Cyl.	130,00 mm
800033020000	792018-00-2	Piston ring set	Fiat / Iveco 2 Cyl.	104,00 mm
800033140000	792062-00-4	Piston ring set	Fiat 4 Cyl.	70,00 mm
800033520000	790614-00-2	Piston ring set	BLMC 2 Cyl.	98,00 mm
800033710000	793626-00-2	Piston ring set	Chrysler / Leyland / Perkins 2 Cyl.	98,48 mm
800033710000	793697-00-1	Piston ring set	Perkins 1 Cyl.	98,48 mm
800033910000	793629-00-2	Piston ring set	Fiat / Iveco / Massey / Perkins 2 Cyl.	101,05 mm
800034010000	793218-00-1	Piston ring set	MWM 1 Cyl.	105,00 mm
800034410000	791553-00-1	Piston ring set	KHD / Volvo 1 Cyl.	108,00 mm
800034510000	790421-00-1	Piston ring set	RVI 1 Cyl.	120,00 mm
800034510000	790421-00-2	Piston ring set	RVI 2 Cyl.	120,00 mm
800034610000	791562-00-1	Piston ring set	KHD 1 Cyl.	100,00 mm
800034940000	795127-00-4	Piston ring set	Volvo 4 Cyl.	96,00 mm
800034940030	795127-30-4	Piston ring set	Volvo 4 Cyl.	96,30 mm
800035040000	792123-00-4	Piston ring set	Ford 4 Cyl.	68,70 mm
800035210000	792051-00-1	Piston ring set	Fiat / UTB 1 Cyl.	95,00 mm
800035510000	793627-00-1	Piston ring set	Perkins 1 Cyl.	98,48 mm
800035610000	791532-00-1	Piston ring set	KHD 1 Cyl.	128,00 mm
800035810000	795178-00-1	Piston ring set	Volvo 1 Cyl.	144,00 mm
800036040000	793552-00-4	Piston ring set	Opel / Vauxhall 4 Cyl.	84,00 mm
800036110000	793843-00-4	Piston ring set	Renault / Opel / Nissan / Vauxhall 4 Cyl.	80,00 mm
800036140000	793843-00-4	Piston ring set	Renault / Opel / Nissan / Vauxhall 4 Cyl.	80,00 mm
800036210000	795132-00-1	Piston ring set	Volvo 1 Cyl.	130,18 mm
800036210000	795132-00-2	Piston ring set	Volvo 2 Cyl.	130,18 mm
800036310000	790418-00-1	Piston ring set	RVI 1 Cyl.	120,00 mm
800036310000	790418-00-2	Piston ring set	RVI 2 Cyl.	120,00 mm
800036410000	793923-00-1	Piston ring set	Scania 1 Cyl.	127,00 mm
800036410000	793923-00-2	Piston ring set	Scania 2 Cyl.	127,00 mm
800036541000	793726-00-4	Piston ring set	Peugeot / Citroen / Nissan / Rover 4 Cyl.	77,00 mm
800036641000	792066-00-4	Piston ring set	Fiat 4 Cyl.	82,60 mm
800036641060	792066-60-4	Piston ring set	Fiat 4 Cyl.	83,20 mm
800036642000	792066-00-4	Piston ring set	Fiat 4 Cyl.	82,60 mm
800036642060	792066-60-4	Piston ring set	Fiat 4 Cyl.	83,20 mm
800036940000	793501-00-4	Piston ring set	Opel / Vauxhall 4 Cyl.	72,00 mm
800037040000	792105-00-4	Piston ring set	Ford / Opel 4 Cyl.	82,50 mm
800037110000	791083-00-1	Piston ring set	Mercedes Benz 1 Cyl.	102,00 mm
800037210000	791081-00-3	Piston ring set	Mercedes Benz / Smart 3 Cyl.	63,50 mm
800037210025	791081-25-3	Piston ring set	Mercedes Benz / Smart 3 Cyl.	63,75 mm
800037210050	791081-50-3	Piston ring set	Mercedes Benz / Smart 3 Cyl.	64,00 mm
800037540000	793839-00-4	Piston ring set	Renault / Nissan 4 Cyl.	69,00 mm
800037840000	792090-00-4	Piston ring set	Fiat / Opel / Renault / Peugeot / RVI 4 Cyl.	94,40 mm
800038241000	792091-00-4	Piston ring set	Fiat / Opel / Citroen / Peugeot / Renault 4 Cyl.	94,40 mm
800038710000	790422-00-1	Piston ring set	RVI 1 Cyl.	135,00 mm
800038910000	793549-00-4	Piston ring set	Opel / Saab / Daewoo / Chevrolet / Vauxhall 4 Cyl.	80,50 mm
800038940000	792097-00-4	Piston ring set	Fiat 4 Cyl.	80,50 mm
800038940000	793549-00-4	Piston ring set	Opel / Saab / Daewoo / Chevrolet / Vauxhall 4 Cyl.	80,50 mm
800039040000	790736-00-4	Piston ring set	BMW 4 Cyl.	85,00 mm
800039110000	790418-00-1	Piston ring set	RVI 1 Cyl.	120,00 mm
800039110000	790418-00-2	Piston ring set	RVI 2 Cyl.	120,00 mm

**VERGLEICHNUMMERN
CROSS-REFERENCE
KS - SM**

KS cross ref.	SM Ref.:	Product Category	Manufacturer Type	Bore dia.
800039210000	790413-00-1	Piston ring set	RVI 1 Cyl.	135,00 mm
800039340000	792112-00-4	Piston ring set	Ford 4 Cyl.	74,00 mm
800039340050	792112-50-4	Piston ring set	Ford 4 Cyl.	74,50 mm
800039410000	795075-00-4	Piston ring set	VW / Audi / Seat 4 Cyl.	81,00 mm
800039440000	795075-00-4	Piston ring set	VW / Audi / Seat 4 Cyl.	81,00 mm
800039440050	795075-50-4	Piston ring set	VW 4 Cyl.	81,50 mm
800039510000	795129-00-1	Piston ring set	Volvo 1 Cyl.	120,65 mm
800039710000	793551-00-4	Piston ring set	Opel / Vauxhall 4 Cyl.	79,00 mm
800039740000	793551-00-4	Piston ring set	Opel / Vauxhall 4 Cyl.	79,00 mm
800039740050	793551-50-4	Piston ring set	Opel / Vauxhall 4 Cyl.	79,50 mm
800039910000	795123-00-1	Piston ring set	Volvo 1 Cyl.	120,65 mm
800039910000	795123-00-2	Piston ring set	Volvo 2 Cyl.	120,65 mm
800039911000	795123-00-1	Piston ring set	Volvo 1 Cyl.	120,65 mm
800039911000	795123-00-2	Piston ring set	Volvo 2 Cyl.	120,65 mm
800040320000	793541-00-2	Piston ring set	Opel / Daewoo / Vauxhall 2 Cyl.	81,60 mm
800040811000	795074-00-4	Piston ring set	VW / Audi / Seat / Skoda 4 Cyl.	81,00 mm
800040841000	795074-00-4	Piston ring set	VW / Audi / Seat / Skoda 4 Cyl.	81,00 mm
800042140000	795077-00-4	Piston ring set	Audi / Seat / Skoda / VW 4 Cyl.	76,50 mm
800042140050	795077-50-4	Piston ring set	VW 4 Cyl.	77,00 mm
800042310000	795601-00-2	Piston ring set	UTB 2 Cyl.	108,00 mm
800042310100	795601-10-2	Piston ring set	UTB 2 Cyl.	109,00 mm
800042410000	799714-00-4	Piston ring set	Toyota / VW 4 Cyl.	92,00 mm
800043411000	792012-00-1	Piston ring set	Fiat 1 Cyl.	100,00 mm
800043741000	792135-00-4	Piston ring set	Ford 4 Cyl.	76,00 mm
800043810000	793639-00-2	Piston ring set	Perkins 2 Cyl.	100,00 mm
800043940000	793755-00-4	Piston ring set	Peugeot / Citroen 4 Cyl.	75,00 mm
800044010000	790430-00-1	Piston ring set	RVI 1 Cyl.	123,00 mm
800044010000	793129-00-1	Piston ring set	MAN 1 Cyl.	123,00 mm
800044211000	791529-00-1	Piston ring set	KHD 1 Cyl.	100,00 mm
800044211050	791529-50-1	Piston ring set	KHD 1 Cyl.	100,50 mm
800044340000	795088-00-4	Piston ring set	Volkswagen 4 Cyl.	93,00 mm
800044410000	795142-00-1	Piston ring set	Volvo 1 Cyl.	131,00 mm
800044540000	793845-00-4	Piston ring set	Renault / Suzuki / Dacia / Nissan 4 Cyl.	76,00 mm
800044540050	793845-50-4	Piston ring set	Renault / Nissan 4 Cyl.	76,50 mm
800044640050	793747-50-4	Piston ring set	Peugeot 4 Cyl.	92,50 mm
800044710000	795440-00-2	Piston ring set	Westinghouse 2 Cyl.	85,00 mm
800044711000	795418-00-2	Piston ring set	Westinghouse 2 Cyl.	85,00 mm
800044712000	795440-00-2	Piston ring set	Westinghouse 2 Cyl.	85,00 mm
800044810000	792162-00-4	Piston ring set	Ford / Mazda 4 Cyl.	83,00 mm
800044910000	792172-00-4	Piston ring set	Ford / Mazda / Volvo / Isuzu 4 Cyl.	87,50 mm
800044940000	792172-00-4	Piston ring set	Ford / Mazda / Volvo / Isuzu 4 Cyl.	87,50 mm
800045010000	795069-00-4	Piston ring set	Audi / Seat / Skoda / Volkswagen 4 Cyl.	81,00 mm
800045040000	795074-00-4	Piston ring set	VW / Audi / Seat / Skoda 4 Cyl.	81,00 mm
800045040050	795074-50-4	Piston ring set	VW / Audi 4 Cyl.	81,50 mm
800045110000	795150-00-1	Piston ring set	Volvo 1 Cyl.	104,77 mm
800045211000	795413-00-1	Piston ring set	Bosch / Scania 1 Cyl.	75,00 mm
800045211050	795413-50-1	Piston ring set	Bosch / Scania 1 Cyl.	75,50 mm
800045610000	795076-00-2	Piston ring set	VW / Audi 2 Cyl.	81,00 mm
800045620000	795076-00-2	Piston ring set	VW / Audi 2 Cyl.	81,00 mm
800045620000	795076-00-6	Piston ring set	VW / Audi 6 Cyl.	81,00 mm
800045720000	795052-00-2	Piston ring set	VW / Audi / Seat / Skoda 2 Cyl.	82,50 mm
800045810000	791142-00-4	Piston ring set	Citroen / Peugeot / Fiat 4 Cyl.	82,20 mm
800045840000	791142-00-4	Piston ring set	Citroen / Peugeot / Fiat 4 Cyl.	82,20 mm
800046040000	793756-00-4	Piston ring set	Peugeot / Ford / Citroen / Toyota 4 Cyl.	73,70 mm
800046140000	799691-00-4	Piston ring set	Toyota 4 Cyl.	79,00 mm
800046210000	794012-00-2	Piston ring set	RVI 2 Cyl.	102,00 mm
800047911000	798080-00-4	Piston ring set	Isuzu 4 Cyl.	95,40 mm
800048010000	791077-00-4	Piston ring set	Mercedes Benz 4 Cyl.	88,00 mm
800048010000	791089-00-1	Piston ring set	Mercedes Benz 1 Cyl.	88,00 mm
800048010000	791275-00-1	Piston ring set	Mercedes Benz 1 Cyl.	88,00 mm
800048010050	791089-50-1	Piston ring set	Mercedes Benz 1 Cyl.	88,50 mm
800048110000	792515-00-1	Piston ring set	Hatz 1 Cyl.	85,00 mm
800048110000	792660-00-1	Piston ring set	Lombardini 1 Cyl.	85,00 mm

**VERGLEICHNUMMERN
CROSS-REFERENCE
KS - SM**

KS cross ref.	SM Ref.:	Product Category	Manufacturer Type	Bore dia.
800048910000	798529-00-4	Piston ring set	Mazda 4 Cyl.	86,00 mm
800048910050	798529-50-4	Piston ring set	Mazda 4 Cyl.	86,50 mm
800049110000	793562-00-4	Piston ring set	Opel / Citroen / Peugeot / Saab / Isuzu 4 Cyl.	86,00 mm
800049140000	793562-00-4	Piston ring set	Opel / Citroen / Peugeot / Saab / Isuzu 4 Cyl.	86,00 mm
800049240000	793548-00-4	Piston ring set	Opel / Daewoo 4 Cyl.	76,50 mm
800049240050	793548-50-4	Piston ring set	Opel / Daewoo 4 Cyl.	77,00 mm
800049811000	795085-00-4	Piston ring set	Audi / Seat / Skoda / VW 4 Cyl.	81,00 mm
800049910000	792091-00-4	Piston ring set	Fiat / Opel / Citroen / Peugeot / Renault 4 Cyl.	94,40 mm
800049940000	792091-00-4	Piston ring set	Fiat / Opel / Citroen / Peugeot / Renault 4 Cyl.	94,40 mm
800050110000	791512-00-1	Piston ring set	KHD 1 Cyl.	91,00 mm
800050240000	792098-00-4	Piston ring set	Fiat / Alfa / Lancia / Opel / Saab / Suzuki 4 Cyl.	82,00 mm
800050410000	795130-00-1	Piston ring set	Volvo 1 Cyl.	104,77 mm
800050410000	795130-00-2	Piston ring set	Volvo 2 Cyl.	104,77 mm
800050640000	793851-00-4	Piston ring set	Renault / Opel / Nissan / Vauxhall 4 Cyl.	89,00 mm
800050711000	795110-00-1	Piston ring set	Volvo 1 Cyl.	83,00 mm
800050741000	795110-00-1	Piston ring set	Volvo 1 Cyl.	83,00 mm
800050810000	790748-00-2	Piston ring set	BMW / VW 2 Cyl.	84,00 mm
800050940000	793752-00-4	Piston ring set	Peugeot / Citroen 4 Cyl.	78,50 mm
800051040000	793849-00-4	Piston ring set	Renault / Nissan / Opel / Vauxhall 4 Cyl.	87,00 mm
800051140000	792169-00-4	Piston ring set	Ford / BLMC / Rover 4 Cyl.	89,90 mm
800051210000	792084-00-4	Piston ring set	Fiat 4 Cyl.	70,80 mm
800051240000	792084-00-4	Piston ring set	Fiat 4 Cyl.	70,80 mm
800051340000	792083-00-4	Piston ring set	Fiat / Lancia 4 Cyl.	70,00 mm
800051410000	795096-00-4	Piston ring set	Volkswagen / Seat / Skoda 4 Cyl.	76,50 mm
800051440000	795096-00-4	Piston ring set	Volkswagen / Seat / Skoda 4 Cyl.	76,50 mm
800051520000	795086-00-6	Piston ring set	Audi / VW / Skoda 6 Cyl.	78,30 mm
800051540000	795086-00-6	Piston ring set	Audi / VW / Skoda 6 Cyl.	78,30 mm
800051640000	795078-00-1	Piston ring set	VW / Audi 1 Cyl.	79,50 mm
800051710000	792075-00-2	Piston ring set	Fiat-Iveco 2 Cyl.	104,00 mm
800052040000	792132-00-4	Piston ring set	Ford 4 Cyl.	82,50 mm
800052040000	792153-00-4	Piston ring set	Ford 4 Cyl.	82,50 mm
800052140000	792103-00-4	Piston ring set	Ford 4 Cyl.	86,00 mm
800052310000	795403-00-1	Piston ring set	Westinghouse 1 Cyl.	90,00 mm
800052410000	793133-00-2	Piston ring set	MAN 2 Cyl.	108,00 mm
800052710000	791263-00-2	Piston ring set	Mercedes Benz 2 Cyl.	106,00 mm
800052810000	791270-00-1	Piston ring set	Mercedes Benz 1 Cyl.	128,00 mm
800052940000	793753-00-4	Piston ring set	Peugeot / Citroen 4 Cyl.	92,00 mm
800053010000	793841-00-4	Piston ring set	Renault / Dacia / Nissan 4 Cyl.	79,50 mm
800053040000	793841-00-4	Piston ring set	Renault / Dacia / Nissan 4 Cyl.	79,50 mm
800053140000	793844-00-4	Piston ring set	Renault 4 Cyl.	87,00 mm
800053740000	795079-00-4	Piston ring set	VW 4 Cyl.	67,10 mm
800053940000	795004-00-4	Piston ring set	VW 4 Cyl.	76,50 mm
800053940050	795004-50-4	Piston ring set	VW 4 Cyl.	77,00 mm
800054110000	795077-00-4	Piston ring set	Audi / Seat / Skoda / VW 4 Cyl.	76,50 mm
800054110050	795077-50-4	Piston ring set	VW 4 Cyl.	77,00 mm
800054240000	792150-00-4	Piston ring set	Ford 4 Cyl.	76,00 mm
800054310000	793916-00-1	Piston ring set	Scania 1 Cyl.	127,00 mm
800054310000	793916-00-2	Piston ring set	Scania 2 Cyl.	127,00 mm
800054410000	790803-00-1	Piston ring set	Cummins 1 Cyl.	102,00 mm
800054410000	791314-00-2	Piston ring set	DAF 2 Cyl.	102,00 mm
800054510000	790816-00-1	Piston ring set	Cummins 1 Cyl.	114,00 mm
800054610000	795420-00-1	Piston ring set	Knorr 1 Cyl.	88,00 mm
800054710000	791257-00-4	Piston ring set	Mercedes Benz 4 Cyl.	83,00 mm
800054810000	795429-00-1	Piston ring set	Air Compressor 1 Cyl.	100,00 mm
800054910000	793758-00-4	Piston ring set	Citroen/Fiat/Mazda/Mini/Peugeot/Suzuki/Volvo 4 Cyl	75,00 mm
800055010000	790739-00-2	Piston ring set	BMW 2 Cyl.	82,00 mm
800055020000	790739-00-2	Piston ring set	BMW 2 Cyl.	82,00 mm
800055040000	790739-00-2	Piston ring set	BMW 2 Cyl.	82,00 mm
800055110000	792153-00-4	Piston ring set	Ford 4 Cyl.	82,50 mm
800055140000	792153-00-4	Piston ring set	Ford 4 Cyl.	82,50 mm
800055210000	791554-00-2	Piston ring set	KHD 2 Cyl.	98,00 mm
800055410000	793926-00-2	Piston ring set	Scania 2 Cyl.	115,00 mm
800055810000	791256-00-2	Piston ring set	Mercedes Benz 2 Cyl.	83,00 mm

**VERGLEICHNUMMERN
CROSS-REFERENCE
KS - SM**

KS cross ref.	SM Ref.:	Product Category	Manufacturer Type	Bore dia.
800055820000	791256-00-2	Piston ring set	Mercedes Benz 2 Cyl.	83,00 mm
800055910000	791271-00-2	Piston ring set	Mercedes Benz 2 Cyl.	102,00 mm
800056240000	792096-00-4	Piston ring set	Fiat / Opel / Suzuki / Vauxhall 4 Cyl.	69,60 mm
800056640000	790736-00-4	Piston ring set	BMW 4 Cyl.	85,00 mm
800056710000	793823-00-4	Piston ring set	Renault / Nissan 4 Cyl.	69,00 mm
800056740000	793823-00-4	Piston ring set	Renault / Nissan 4 Cyl.	69,00 mm
800056810000	791270-00-1	Piston ring set	Mercedes Benz 1 Cyl.	128,00 mm
800057140000	793854-00-4	Piston ring set	Renault / Opel / Nissan / Vauxhall 4 Cyl.	84,00 mm
800057310000	791569-00-2	Piston ring set	KHD 2 Cyl.	101,00 mm
800057710000	794207-00-4	Piston ring set	Skoda 4 Cyl.	75,50 mm
800057740000	794207-00-4	Piston ring set	Skoda 4 Cyl.	75,50 mm
800057810000	792007-00-4	Piston ring set	Fiat / Mitsubishi / Peugeot 4 Cyl.	95,80 mm
800057910000	795152-00-1	Piston ring set	Volvo 1 Cyl.	83,00 mm
800058610000	795159-00-1	Piston ring set	Volvo 1 Cyl.	120,00 mm
800059210000	793751-00-4	Piston ring set	Peugeot / Citroen 4 Cyl.	85,00 mm
800059510000	793222-00-1	Piston ring set	MWM 1 Cyl.	132,00 mm
800070310000	792031-00-1	Piston ring set	Fiat 1 Cyl.	125,00 mm
800070410000	792034-00-1	Piston ring set	Iveco 1 Cyl.	135,00 mm
800070510000	795080-00-4	Piston ring set	VW / Audi 4 Cyl.	81,00 mm
800070540000	795080-00-4	Piston ring set	VW / Audi 4 Cyl.	81,00 mm
800070710000	792008-00-4	Piston ring set	Fiat 4 Cyl.	88,00 mm
800070910000	793547-00-1	Piston ring set	Opel 1 Cyl.	72,50 mm
800071210000	791531-00-1	Piston ring set	KHD / Renault / Volvo 1 Cyl.	108,00 mm
800071520000	792068-00-4	Piston ring set	Citroen / Fiat / Ford / Jaguar / Peugeot 4 Cyl.	86,00 mm
800071540000	792068-00-4	Piston ring set	Citroen / Fiat / Ford / Jaguar / Peugeot 4 Cyl.	86,00 mm
800071610000	793147-00-1	Piston ring set	MAN 1 Cyl.	120,00 mm
800071710000	793145-00-1		MAN 1 Cyl.	128,00 mm
800071810000	793517-00-4		Chervolet / Opel / Vauxhall 4 Cyl.	79,00 mm
800072010000	793559-00-4	Piston ring set	Opel 4 Cyl.	79,00 mm
800072210000	791285-00-1	Piston ring set	Mercedes Benz 1 Cyl.	130,00 mm
800072710000	795098-00-4	Piston ring set	Audi / Volkswagen 4 Cyl.	81,00 mm
800072810000	793141-00-1	Piston ring set	MAN 1 Cyl.	126,00 mm
800072910000	795177-00-1	Piston ring set	Volvo 1 Cyl.	144,00 mm
800073410000	791275-00-1	Piston ring set	Mercedes Benz 1 Cyl.	88,00 mm
800073810000	795057-00-2	Piston ring set	Audi / Seat / Skoda / Volkswagen 2 Cyl.	82,50 mm
800073810025	795057-25-2	Piston ring set	Audi / Seat / Skoda / Volkswagen 2 Cyl.	82,75 mm
800073810050	795057-50-2	Piston ring set	Audi / Seat / Skoda / Volkswagen 2 Cyl.	83,00 mm
800074610000	791277-00-4	Piston ring set	Mercedes Benz 4 Cyl.	83,00 mm
800074810000	793804-00-4	Piston ring set	Nissan / Opel / Renault 4 Cyl.	85,00 mm
800075110000	793133-00-2	Piston ring set	MAN 2 Cyl.	108,00 mm
800075710000	795161-00-1	Piston ring set	RVI / Volvo 1 Cyl.	131,00 mm
800077510000	795059-00-4	Piston ring set	Audi / Seat / Skoda / Volkswagen 4 Cyl.	82,50 mm
800077510050	795059-50-4	Piston ring set	Audi / Seat / Skoda / Volkswagen 4 Cyl.	83,00 mm
80-0077610000	791527-00-1	Piston ring set	KHD 1 Cyl.	94,00 mm
800077810000	792037-00-1	Piston ring set	Fiat-Iveco 1 Cyl	135,00 mm
800077910000	792019-00-1	Piston ring set	Fiat 1 Cyl.	125,00 mm
800078610000	793639-00-2	Piston ring set	Perkins 2 Cyl.	100,00 mm
800079010000	795003-00-4	Piston ring set	VW 4 Cyl.	76,50 mm
800079010050	795003-50-4	Piston ring set	VW 4 Cyl.	77,00 mm
800079310000	793128-00-1	Piston ring set	MAN 1 Cyl.	120,00 mm
800101710000	791316-00-1	Piston ring set	DAF 1 Cyl.	130,00 mm
800108910000	790419-00-1	Piston ring set	RVI / Volvo 1 Cyl.	123,00 mm
800110110000	790756-00-4	Piston ring set	BMW 4 Cyl.	84,00 mm
800110410000	799191-00-4	Piston ring set	Nissan 4 Cyl.	89,00 mm
800111610000	795021-00-4	Piston ring set	Audi / Seat / Skoda / Volkswagen 4 Cyl.	81,00 mm
80057110000	793854-00-4	Piston ring set	Renault / Opel / Nissan / Vauxhall 4 Cyl.	84,00 mm
88031110	953821-1	Cylinder liner	RVI	135,00 mm
88034110	953815-1	Cylinder liner	RVI	120,00 mm
88100110	951518-4	Cylinder liner	KHD	95,00 mm
88319190	952002-4	Cylinder liner	Fiat	semi
88355110	953601-1	Cylinder liner	Perkins	98,48 mm
88355190	953604-1	Cylinder liner	Perkins	semi
88356110	953603-1	Cylinder liner	Perkins	98,48 mm

**VERGLEICHNUMMERN
CROSS-REFERENCE
KS - SM**

KS cross ref.	SM Ref.:	Product Category	Manufacturer Type	Bore dia.
88363190	953606-1	Cylinder liner	Perkins	semi
88384110	953842-4	Cylinder liner	DAF / Renault / Volvo	70,00 mm
88402110	953902-1	Cylinder liner	Scania	115,00 mm
88414110	953905-1	Cylinder liner	Scania	127,00 mm
88414110	953905-2	Cylinder liner with seal set	Scania	127,00 mm
88476110	955112-1	Cylinder liner	Volvo	120,65 mm
88492110	952701-4	Cylinder liner	IHC	88,90 mm
88510110	953708-1	Cylinder liner	Peugeot	90,00 mm
88524110	953715-4	Cylinder liner	Peugeot	88,00 mm
88526190	951025-4	Cylinder liner	Mercedes Benz	semi
88530190	951063-4	Cylinder liner	Mercedes Benz	semi
88544110	953843-4	Cylinder liner	Dacia / DAF / Renault / Volvo	73,00 mm
88547110	951301-1	Cylinder liner	DAF	104,17 mm
88553110	955601-1	Cylinder liner	UTB	108,00 mm
88562110	951507-1	Cylinder liner	KHD (145)	120,00 mm
88568110	953912-1	Cylinder liner	Scania	127,00 mm
88587190	953608-1	Cylinder liner	Fiat / Iveco / Massey-Ferguson / Perkins	semi
88588190	951026-4	Cylinder liner	Mercedes Benz	semi
88589110	953724-4	Cylinder liner	Caterpillar / Citroen / Fiat / Iveco / Peugeot	88,00 mm
88600110	952068-1	Cylinder liner	Fiat / Iveco	137,00 mm
88602110	955144-1	Cylinder liner	Volvo	105,57 mm
88602110	955144-2	Cylinder liner with seal set	Volvo	105,57 mm
88605110	954008-1	Cylinder liner	RVI	98,00 mm
88624110	951302-1	Cylinder liner	DAF	118,00 mm
88631190	952003-1	Cylinder liner	Fiat	semi
88634110	953725-4	Cylinder liner	Citroen / Fiat / Iveco / Peugeot	84,00 mm
88635190	953301-1	Cylinder liner	MWM	semi
88640110	951303-1	Cylinder liner	DAF	130,00 mm
88669110	955094-1	Cylinder liner	Volkswagen	94,00 mm
88681190	951061-4	Cylinder liner	Mercedes Benz	semi
88684110	951503-1	Cylinder liner	KHD	102,00 mm
88827110	952067-1	Cylinder liner	Fiat / Iveco	110,00 mm
88853110	953101-1	Cylinder liner	MAN	121,00 mm
88865110	953138-1	Cylinder liner	MAN	108,00 mm
88868110	955105-1	Cylinder liner	Volvo	104,77 mm
88868110	955105-2	Cylinder liner with seal set	Volvo	104,77 mm
88869190	951035-1	Cylinder liner	Mercedes Benz	semi
88871110	953123-1	Cylinder liner	MAN	123,00 mm
88888110	953845-4	Cylinder liner	Renault	79,00 mm
88891150	952702-1	Cylinder liner	IHC	98,425mm
88892150	952703-1	Cylinder liner	IHC	98,425mm
89002190	952121-1	Cylinder liner	Ford / Fordson / New Holland	semi
89005110	951502-1	Cylinder liner	KHD	100,00 mm
89016110	955102-1	Cylinder liner	Volvo	98,43 mm
89016110	955102-2	Cylinder liner with seal set	Volvo	98,43 mm
89022190	953602-1	Cylinder liner	Perkins	semi
89027110	953723-4	Cylinder liner	Peugeot	78,00 mm
89030110	951505-1	Cylinder liner	KHD (150)	125,00 mm
89033190	953703-4	Cylinder liner	Peugeot	semi
89048190	953511-4	Cylinder liner	Opel	semi
89049190	955070-4	Cylinder liner	Volkswagen	semi
89054110	953129-1	Cylinder liner	MAN	125,00 mm
89054110	953129-2	Cylinder liner with seal set	MAN	125,00 mm
89056110	953125-1	Cylinder liner	MAN	125,00 mm
89056110	953125-2	Cylinder liner with seal set	MAN	125,00 mm
89060110	953844-4	Cylinder liner	Renault / Volvo	76,00 mm
89069190	951067-10-1	Cylinder Liner	Mercedes Benz	semi
89073190	953710-4	Cylinder liner	Citroen / Fiat / Iveco / Peugeot	semi
89077110	953819-1	Cylinder liner	RVI	120,00 mm
89077110	953819-2	Cylinder liner with seal set	RVI	120,00 mm
89078110	954010-1	Cylinder liner	RVI	120,00 mm
89078110	954010-2	Cylinder liner with seal set	RVI	120,00 mm
89080190	952011-1	Cylinder liner	Fiat / Iveco	semi

**VERGLEICHSNUMMERN
CROSS-REFERENCE
KS - SM**

KS cross ref.	SM Ref.:	Product Category	Manufacturer Type	Bore dia.
89084110	955113-1	Cylinder liner	Volvo	130,18 mm
89085110	953811-1	Cylinder liner	RVI	135,00 mm
89087110	955116-1	Cylinder liner	Volvo	120,64 mm
89087110	955116-2	Cylinder liner with seal set	Volvo	120,64 mm
89088110	953901-1	Cylinder liner	Scania	115,00 mm
89088110	953901-2	Cylinder liner with seal set	Scania	115,00 mm
89092110	953136-1	Cylinder liner	MAN	128,00 mm
89161190	953510-4	Cylinder liner	Opel	semi
89163190	955010-4	Cylinder liner	Volkswagen	semi
89177190	951067-1	Cylinder liner	Mercedes Benz	semi
89178190	951030-1	Cylinder Liner	Mercedes Benz	semi
89180110	951046-1	Cylinder liner	Mercedes Benz	128,00 mm
89180110	951046-2	Cylinder liner with seal set	Mercedes Benz	128,00 mm
89181110	951043-1	Cylinder liner	Mercedes Benz	125,00 mm
89181110	951043-2	Cylinder liner with seal set	Mercedes Benz	125,00 mm
89183190	952001-1	Cylinder liner	Fiat	semi
89184190	953702-4	Cylinder liner	Citroen / Peugeot	semi
89186110	953130-1	Cylinder liner	MAN	128,00 mm
89186110	953130-2	Cylinder liner with seal set	MAN	128,00 mm
89192110	951056-1	Cylinder liner	Mercedes Benz	125,00 mm
89192110	951056-2	Cylinder liner with seal set	Mercedes Benz	125,00 mm
89193190	951040-4	Cylinder liner	Mercedes Benz	semi
89194110	953712-4	Cylinder liner	Peugeot	72,00 mm
89196110	951038-1	Cylinder liner	Mercedes Benz / MAN	90,00 mm
89197110	953303-1	Cylinder liner	MWM	105,00 mm
89301110	953717-4	Cylinder liner	Peugeot	83,00 mm
89303110	950912-1	Cylinder liner	Caterpillar	120,65 mm
89307110	950916-1	Cylinder liner	Caterpillar	146,05 mm
89309110	953809-4	Cylinder liner	Renault	86,00 mm
89316190	953701-4	Cylinder liner	Peugeot	semi
89318190	953804-4	Cylinder liner	Renault	semi
89326190	952004-1	Cylinder liner	Fiat	semi
89328110	955121-1	Cylinder liner	Volvo	130,18 mm
89328110	955121-2	Cylinder liner with seal set	Volvo	130,18 mm
89334110	953807-4	Cylinder liner	Renault	88,00 mm
89335110	953302-1	Cylinder liner	MWM / Fendt	105,00 mm
89335110	953302-2	Cylinder liner with seal set	MWM / Fendt	105,00 mm
89342190	951022-4	Cylinder liner	Mercedes Benz	semi
89352110	955103-1	Cylinder liner	Volvo	98,43 mm
89352110	955103-2	Cylinder liner with seal set	Volvo	98,43 mm
89367110	953910-1	Cylinder liner	Scania	127,00 mm
89370110	955104-1	Cylinder liner	Volvo	104,77 mm
89370110	955104-2	Cylinder liner with seal set	Volvo	104,77 mm
89380110	951045-1	Cylinder liner	Mercedes Benz	125,00 mm
89380110	951045-2	Cylinder liner with seal set	Mercedes Benz	125,00 mm
89384110	951506-1	Cylinder liner	KHD (154)	125,00 mm
89385110	953903-1	Cylinder liner	Scania	115,00 mm
89385110	953903-2	Cylinder liner with seal set	Scania	115,00 mm
89387110	955501-1	Cylinder liner	Steyr	126,00 mm
89389110	951044-1	Cylinder liner	Mercedes Benz	128,00 mm
89389110	951044-2	Cylinder liner with seal set	Mercedes Benz	128,00 mm
89390110	951092-1	Cylinder liner	Mercedes Benz	128,00 mm
89390110	951092-2	Cylinder liner with seal set	Mercedes Benz	128,00 mm
89396110	951062-1	Cylinder liner	Mercedes Benz	130,00 mm
89396110	951062-2	Cylinder liner with seal set	Mercedes Benz	130,00 mm
89399110	955114-1	Cylinder liner	Volvo	130,18 mm
89403110	951010-1	Cylinder liner	Kompressor / Mercedes Benz	94,00 mm
89409110	951553-1	Cylinder liner	KHD	108,00 mm
89409110	951553-2	Cylinder liner with seal set	KHD	108,00 mm
89411110	953913-1	Cylinder liner	Scania	127,00 mm
89411110	953913-2	Cylinder liner with seal set	Scania	127,00 mm
89420110	953810-1	Cylinder liner	RVI	120,00 mm
89423110	951511-1	Cylinder liner	KHD	91,00 mm

**VERGLEICHSNUMMERN
CROSS-REFERENCE
KS - SM**

KS cross ref.	SM Ref.:	Product Category	Manufacturer Type	Bore dia.
89427110	955110-1	Cylinder liner	Volvo	120,65 mm
89427110	955110-2	Cylinder liner with seal set	Volvo	120,65 mm
89429190	951070-4	Cylinder liner	Mercedes Benz	semi
89431110	955118-1	Cylinder liner	Volvo	120,65 mm
89432190	953509-4	Cylinder liner	Opel	semi
89433190	951033-1	Cylinder liner	Mercedes Benz	semi
89434190	955008-4	Cylinder liner	Volkswagen	semi
89438110	953727-4	Cylinder liner	Citroen / Peugeot	70,00 mm
89439110	953914-1	Cylinder liner	Scania	127,00 mm
89440110	951037-1	Cylinder liner	Mercedes Benz / MAN	90,00 mm
89441110	954009-1	Cylinder liner	RVI	102,00 mm
89443110	951560-1	Cylinder liner	KHD	132,00 mm
89447110	951512-1	Cylinder liner	KHD	94,00 mm
89448110	953846-4	Cylinder liner	Renault	75,80 mm
89451110	953812-1	Cylinder liner	RVI	135,00 mm
89452110	951036-1	Cylinder liner	Mercedes Benz / MAN	100,00 mm
89456190	951071-4	Cylinder liner	Mercedes Benz	semi
89460110	955133-1	Cylinder liner	Volvo	131,00 mm
89464110	954012-1	Cylinder liner	RVI	102,00 mm
89464110	954012-1	Cylinder liner	RVI	102,00 mm
89464110	954012-2	Cylinder liner with seal set	RVI	102,00 mm
89465110	953111-1	Cylinder liner	MAN	121,00 mm
89470110	953137-1	Cylinder liner	MAN	108,00 mm
89473110	951093-1	Cylinder liner	Mercedes Benz	130,00 mm
89494110	951509-1	Cylinder liner	KHD	102,00 mm
89495110	951508-1	Cylinder liner	KHD	100,00 mm
89496110	951504-1	Cylinder liner	KHD	102,00 mm
89497110	953915-1	Cylinder liner	Scania	127,00 mm
89497110	953915-2	Cylinder liner with seal set	Scania	127,00 mm
89513190	951096-1	Cylinder liner	Mercedes Benz	semi
89527190	953612-1	Cylinder liner	Perkins	Semi
89529110	951039-1	Cylinder liner	Mercedes Benz / MAN	100,00 mm
89529110	951090-1	Cylinder liner	Kompressor MAN / Mercedes Benz	100,00 mm
89530110	951094-1	Cylinder Liner	Mercedes Benz	130,00 mm
89532110	955163-1	Cylinder liner	Volvo	120,64 mm
89537110	951091-1	Cylinder liner	Kompressor MAN / Mercedes Benz	100,00 mm
89540110	953907-1	Cylinder liner	Scania	127,00 mm
89540110	953907-2	Cylinder liner with seal set	Scania	127,00 mm
89541110	953916-1	Cylinder liner	Scania	127,00 mm
89541110	953916-2	Cylinder liner with seal set	Scania	127,00 mm
89549110	955124-1	Cylinder liner	Volvo	130,18 mm
89561110	955109-1	Cylinder liner	Volvo	104,77 mm
89561110	955109-2	Cylinder liner with seal set	Volvo	104,77 mm
89563110	951064-1	Cylinder liner	Mercedes Benz	128,00 mm
89563110	951064-2	Cylinder liner with seal set	Mercedes Benz	128,00 mm
89564110	955135-1	Cylinder liner	Volvo	104,77 mm
89564110	955135-2	Cylinder liner with seal set	Volvo	104,77 mm
89568110	953814-1	Cylinder liner	RVI	120,00 mm
89568110	953814-2	Cylinder liner with seal set	RVI	120,00 mm
89584110	953705-4	Cylinder liner	Peugeot / Citroen	75,00 mm
89585110	955132-1	Cylinder liner	Volvo	104,77 mm
89585110	955132-2	Cylinder liner with seal set	Volvo	104,77 mm
89588110	953817-1	Cylinder liner	RVI	123,00 mm
89591110	952069-1	Cylinder liner	Fiat / Iveco	137,00 mm
89592190	953707-4	Cylinder liner	Citroen / Fiat / Iveco / Peugeot	Semi
89593110	955134-1	Cylinder liner	Volvo	131,00 mm
89594110	951095-1	Cylinder liner	Mercedes Benz	130,00 mm
89594110	951095-2	Cylinder liner with seal set	Mercedes Benz	130,00 mm
89595110	953132-1	Cylinder liner	MAN	128,00 mm
89595110	953132-2	Cylinder liner with seal set	MAN	128,00 mm
89735110	950801-1	Cylinder liner	Cummins	114,00 mm
89816110	953147-1	Cylinder liner	MAN	120,00 mm
89816110	953147-2	Cylinder liner with seal set	MAN	120,00 mm

**VERGLEICHNUMMERN
CROSS-REFERENCE
KS - SM**

KS cross ref.	SM Ref.:	Product Category	Manufacturer Type	Bore dia.
89820110	955106-1	Cylinder liner	Volvo	98,43 mm
89826110	955143-1	Cylinder liner	Volvo	120,00 mm
89831110	952008-1	Cylinder liner	Fiat / Iveco	135,00 mm
89832110	952009-1	Cylinder liner	Fiat / Iveco	115,00 mm
89833110	950832-1	Cylinder liner	Cummins	139,70 mm
89834110	952010-1	Cylinder liner	Fiat / Iveco	125,00 mm
89839110	955165-1	Cylinder liner	Volvo	107,00 mm
89844110	953911-1	Cylinder liner	Scania	115,00 mm
89846110	951097-1	Cylinder liner	Mercedes Benz	130,00 mm
89856110	953103-1	Cylinder liner	MAN / Neoplan	126,00 mm
89856110	953103-2	Cylinder liner with seal set	MAN / Neoplan	126,00 mm
89861110	951304-1	Cylinder liner	DAF	130,00 mm
89862110	955142-1	Cylinder liner	Deutz / RVI / Volvo	108,00 mm
89862110	955142-2	Cylinder liner	Deutz / RVI / Volvo	108,00 mm
89866190	951059-4	Cylinder liner	Mercedes-Benz	semi
89867110	951098-1	Cylinder liner	Mercedes-Benz	128,00 mm
89867110	951098-2	Cylinder liner with seal set	Mercedes-Benz	128,00 mm
89868110	955164-1	Cylinder liner	Volvo	144,00 mm
89869110	953150-1	Cylinder liner	MAN / Neoplan	128,00 mm
89878110	951094-1	Cylinder Liner	Mercedes Benz	130,00 mm
89879110	951095-1	Cylinder liner	Mercedes Benz	130,00 mm
89881110	953906-1	Cylinder liner	Scania	127,00 mm
89886110	955162-1	Cylinder liner	Volvo / Renault	131,00 mm
89886110	955162-2	Cylinder liner with seal set	Volvo / Renault	131,00 mm
89900110	952008-1	Cylinder liner	Fiat / Iveco	135,00 mm
90004620	805085-50-1	Piston	Volkswagen / Audi	83,01 mm
90016600	801042-00-1	Piston	Mercedes Benz	87,00 mm
90016620	801042-50-1	Piston	Mercedes Benz	87,50 mm
90048600	803140-00-1	Piston	MAN	108,00 mm
90048961	813137-1	Assembly	MAN	108,00 mm
90081600	805120-00-1	Piston	Volvo	130,18 mm
90093600	803302-00-1	Piston	MWM	105,00 mm
90093960	813302-2	Assembly	MWM	105,00 mm
90095600	802503-00-1	Piston	Hatz	102,00 mm
90112600	801302-00-1	Piston	DAF	118,00 mm
90112960	811302-1	Assembly	DAF	118,00 mm
90158700	802015-00-1	Piston	Fiat	104,00 mm
90220602	801048-00-1	Piston	Mercedes Benz	128,00 mm
90220960	811086-2	Assembly	Mercedes Benz	128,00 mm
90220962	811048-2	Assembly	Mercedes Benz	128,00 mm
90221600	803903-00-1	Piston	Scania	115,00 mm
90221962	813903-2	Assembly	Scania	115,00 mm
90224600	803902-00-1	Piston	Scania	115,00 mm
90224961	813902-2	Assembly	Scania	115,00 mm
90257960	815130-2	Assembly	Volvo	130,18 mm
90274750	801032-50-1	Piston	Mercedes Benz	98,50 mm
90274800	801031-00-1	Piston	Mercedes Benz	97,00 mm
90274830	801031-50-1	Piston	Mercedes Benz	97,50 mm
90274840	801032-00-1	Piston	Mercedes Benz	98,00 mm
90278600	801063-00-1	Piston	Mercedes Benz	75,00 mm
90278610	801063-50-1	Piston	Mercedes Benz	75,50 mm
90278630	801063-10-1	Piston	Mercedes Benz	76,00 mm
90278640	801063-15-1	Piston	Mercedes Benz	76,50 mm
90334600	803130-00-1	Piston	MAN	128,00 mm
90334960	813130-2	Assembly	MAN	128,00 mm
90354600	803701-00-1	Piston	Peugeot	80,00 mm
90358600	801518-00-1	Piston	KHD	95,00 mm
90358960	811518-4	Assembly	KHD	95,00 mm
90429600	800724-00-1	Piston	BMW	84,00 mm
90436600	803809-00-1	Piston	Renault	86,00 mm
90436960	813809-1	Assembly	Renault	86,00 mm
90451700	802001-00-1	Piston	Fiat / Zastava	65,00 mm
90451720	802001-40-1	Piston	Fiat / Zastava	65,40 mm

**VERGLEICHNUMMERN
CROSS-REFERENCE
KS - SM**

KS cross ref.	SM Ref.:	Product Category	Manufacturer Type	Bore dia.
90451720	802001-40-1	Piston	Fiat / Zastava	65,40 mm
90451730	802001-60-1	Piston	Fiat / Zastava	65,60 mm
90468800	803806-00-1	Piston	Renault	78,00 mm
90468820	803806-50-1	Piston	Renault	78,50 mm
90555605	803511-00-1	Piston	Opel	79,00 mm
90559600	802502-00-1	Piston	Hatz	100,00 mm
90578600	803138-00-1	Piston	MAN	128,00 mm
90578960	813139-2	Assembly	MAN	128,00 mm
90583600	803134-00-1	Piston	MAN	128,00 mm
90583960	813134-2	Assembly	MAN	128,00 mm
90593600	801092-00-1	Piston	Mercedes Benz	128,00 mm
90593962	811092-2	Assembly	Mercedes Benz	128,00 mm
90613600	802037-00-1		Fiat	82,60 mm
90613600	802037-00-1		Fiat	82,60 mm
90614600	801062-00-1	Piston	Mercedes Benz	130,00 mm
90614960	811062-2	Assembly	Mercedes Benz	130,00 mm
90628600	802501-00-1	Piston	Hatz	85,00 mm
90654600	802049-00-1	Piston	Fiat / IVECO	103,00 mm
90669600	801503-00-1	Piston	KHD	102,00 mm
90669610	801503-50-1	Piston	KHD	102,50 mm
90669960	811503-1	Assembly	KHD	102,00 mm
90669963	811510-1	Assembly	KHD	102,00 mm
90681600	802012-00-1	Piston	Fiat	93,00 mm
90694600	802047-00-1	Piston	Fiat / IVECO	137,00 mm
90712600	803914-00-1	Piston	Scania	127,00 mm
90712960	813916-2	Assembly	Scania	127,00 mm
90712961	813915-2	Assembly	Scania	127,00 mm
907326	805076-50-1	Piston	Volkswagen	77,01 mm
907326	805076-10-1	Piston	Volkswagen	77,51 mm
90732600	805076-00-1	Piston	Volkswagen	76,51 mm
90732610	805077-50-1	Piston	Volkswagen	77,01 mm
90732620	805077-10-1	Piston	Volkswagen	77,51 mm
90737600	803913-00-1	Piston	Scania	127,00 mm
90737961	813913-2	Assembly	Scania	127,00 mm
90738600	803904-00-1	Piston	Scania	115,00 mm
90738700	803904-00-1	Piston	Scania	115,00 mm
90738960	813905-2	Assembly	Scania	115,00 mm
90741600	805104-00-1	Piston	Volvo	104,77 mm
90741961	815104-2	Assembly	Volvo	104,77 mm
90747600	803819-00-1	Piston	RVI	120,00 mm
90747960	813819-2	Assembly	RVI	120,00 mm
90759600	803910-00-1	Piston	Scania	127,00 mm
90759961	813910-2	Assembly	Scania	127,00 mm
90769600	802703-00-1	Piston	IHC	98,425mm
90769960	812703-2	Assembly	IHC	98,425mm
90843600	801037-00-1	Piston	Mercedes Benz	90,00 mm
90843960	811038-1	Assembly	Mercedes Benz / MAN	90,00 mm
90843961	811037-1	Assembly	Mercedes Benz / MAN	90,00 mm
90843962	811037-1	Assembly	Mercedes Benz / MAN	90,00 mm
90858600	803509-00-1	Piston	Opel / Vauxhall	82,50 mm
90858610	803509-50-1	Piston	Opel / Vauxhall	83,00 mm
90864600	800726-00-1	Piston	BMW	84,00 mm
90864630	800726-50-1	Piston	BMW	84,50 mm
90924600	805114-00-1	Piston	Volvo	130,18 mm
90924960	815114-1	Assembly	Volvo	130,18 mm
90924960	815114-2	Assembly	Volvo	130,18 mm
90946600	803917-00-1	Piston	Scania	127,00 mm
90946960	813917-2	Assembly	Scania	127,00 mm
90947700	800412-00-1	Piston	RVI	135,03 mm
90947971	813814-1	Assembly	RVI	135,00 mm
91017600	803720-00-1	Piston	Peugeot	83,00 mm
91017960	813720-4	Assembly	Peugeot	83,00 mm
91130600	803606-00-1	Piston	Perkins	91,48 mm

**VERGLEICHNUMMERN
CROSS-REFERENCE
KS - SM**

KS cross ref.	SM Ref.:	Product Category	Manufacturer Type	Bore dia.
91130700	803606-00-1	Piston	Perkins	91,48 mm
91229600	803905-00-1	Piston	Scania	127,00 mm
91229960	813914-2	Assembly	Scania	127,00 mm
91237600	801094-00-1	Piston	Mercedes Benz	128,00 mm
91237960	811094-2	Assembly	Mercedes Benz	128,00 mm
91260600	801511-00-1	Piston	KHD	91,00 mm
91260620	801511-50-1	Piston	KHD	91,50 mm
91313600	803707-00-1	Piston	Peugeot	92,00 mm
91313610	803707-50-1	Piston	Peugeot	92,50 mm
91313700	803707-00-1	Piston	Peugeot	92,00 mm
91353600	805105-00-1	Piston	Volvo	104,77 mm
91353960	815105-2	Assembly	Volvo	104,77 mm
91359600	805112-00-1	Piston	Volvo	120,65 mm
91359960	815112-2	Assembly	Volvo	120,65 mm
91367600	805405-00-1	Piston	Westinghouse	75,00 mm
91372600	801070-00-1	Piston	Mercedes Benz / Ssang Yong	89,00 mm
91372610	801070-70-1	Piston	Mercedes Benz / Ssang Yong	89,70 mm
91372620	801070-50-1	Piston	Mercedes Benz / Ssang Yong	89,50 mm
91386600	805009-00-1	Piston	Volkswagen	79,51 mm
91386600	805009-00-1	Piston	Volkswagen	79,51 mm
91386620	805009-50-1	Piston	Volkswagen	80,01 mm
91386620	805009-50-1	Piston	Volkswagen	80,01 mm
91386630	805009-10-1	Piston	Volkswagen	80,51 mm
91386630	805009-10-1	Piston	Volkswagen	80,51 mm
91388600	803727-00-1	Piston	Citroen / Peugeot	70,00 mm
91388960	813727-4	Assembly	Citroen / Peugeot	70,00 mm
91395600	801501-00-1	Piston	KHD	100,00 mm
91395610	801501-50-1	Piston	KHD	100,50 mm
91395620	801501-10-1	Piston	KHD	101,00 mm
91395961	811501-1	Assembly	KHD	100,00 mm
91405600	803906-00-1	Piston	Scania	127,00 mm
91405960	813906-2	Assembly	Scania	127,00 mm
91415600	802701-00-1	Piston	IHC	88,90 mm
91429600	805008-00-1	Piston	Volkswagen	79,51 mm
91429620	805008-50-1	Piston	Volkswagen	80,01 mm
91429630	805008-10-1	Piston	Volkswagen	80,51 mm
91430600	801020-00-1	Piston	Mercedes Benz	87,00 mm
91430610	801020-50-1	Piston	Mercedes Benz	87,50 mm
91430630	801020-10-1	Piston	Mercedes Benz	88,00 mm
91467960	811095-2	Assembly	Mercedes Benz	128,00 mm
91513600	805085-00-1	Piston	Volkswagen / Audi	82,51 mm
91532600	805087-00-1	Piston	Volkswagen / Audi	82,51 mm
91532620	805087-50-1	Piston	Volkswagen / Audi	83,01 mm
91550600	801068-00-1	Piston	Mercedes Benz	97,50 mm
91571600	801301-00-1	Piston	DAF	104,17 mm
91571960	811301-1	Assembly	DAF	104,17 mm
91587600	802007-00-1	Piston	Fiat / Iveco / Zastava	80,00 mm
91587610	802007-20-1	Piston	Fiat / Iveco / Zastava	80,20 mm
91587620	802007-40-1	Piston	Fiat / Iveco / Zastava	80,40 mm
91587630	802007-60-1	Piston	Fiat / Iveco / Zastava	80,60 mm
91587640	802007-80-1	Piston	Fiat / Iveco / Zastava	80,80 mm
91587650	802007-10-1	Piston	Fiat / Iveco / Zastava	81,00 mm
91620600	801096-00-1	Piston	Mercedes Benz	130,00 mm
91620960	811096-2	Assembly	Mercedes Benz	130,00 mm
91639600	803916-00-1	Piston	Scania	127,00 mm
91639960	813918-2	Assembly	Scania	127,00 mm
91639961	813921-2	Assembly	Scania	127,00 mm
91650970	813843-4	Assembly	Dacia / DAF / Renault / Volvo	73,00 mm
91663960	815601-2	Assembly	UTB	108,00 mm
91683700	803810-00-1	Piston	RVI	120,00 mm
91683971	813813-2	Assembly	RVI	120,00 mm
91780600	802103-00-1	Piston	Ford	82,515mm
91780610	802103-50-1	Piston	Ford	83,00 mm

**VERGLEICHSNUMMERN
CROSS-REFERENCE
KS - SM**

KS cross ref.	SM Ref.:	Product Category	Manufacturer Type	Bore dia.
91790600	802504-00-1	Piston	Hatz	102,00 mm
91820600	801022-00-1	Piston	Mercedes Benz	89,00 mm
91820610	801022-50-1	Piston	Mercedes Benz	89,50 mm
91820620	801022-10-1	Piston	Mercedes Benz	90,00 mm
91855600	801036-00-1	Piston	Mercedes Benz	87,00 mm
91912600	801025-00-1	Piston	Mercedes Benz	89,00 mm
91912610	801025-50-1	Piston	Mercedes Benz	89,50 mm
91912620	801025-10-1	Piston	Mercedes Benz	90,00 mm
92006600	803807-00-1	Piston	Renault	80,00 mm
92006600	803807-00-1	Piston	Renault	80,00 mm
92006620	803807-50-1	Piston	Renault	80,50 mm
92006620	803807-50-1	Piston	Renault	80,50 mm
92085600	803601-00-1	Piston	Perkins	98,48 mm
92085960	813601-1	Assembly	Perkins	98,48 mm
92144800	803604-00-1	Piston	Perkins	101,05 mm
92189610	802102-65-1	Piston	Ford	94,32 mm
92228600	805022-00-1	Piston	Volkswagen	75,01 mm
92228600	805022-00-1	Piston	Volkswagen	75,01 mm
92228620	805022-50-1	Piston	Volkswagen	75,51 mm
92228620	805022-50-1	Piston	Volkswagen	75,51 mm
92231600	802010-00-1	Piston	Fiat	82,60 mm
92231600	802010-00-1	Piston	Fiat	82,60 mm
92237960	811504-1	Assembly	KHD	102,00 mm
92241601	801090-00-1	Piston	Mercedes Benz	89,91 mm
92241611	801090-25-1	Piston	Mercedes Benz	90,16 mm
92256600	801029-00-1	Piston	Mercedes Benz	89,91 mm
92256620	801029-50-1	Piston	Mercedes Benz	90,41 mm
92292600	802003-00-1	Piston	Fiat	80,50 mm
92292600	802003-00-1	Piston	Fiat	80,50 mm
92306600	801044-00-1	Piston	Mercedes Benz	125,00 mm
92306963	811044-2	Assembly	Mercedes Benz	125,00 mm
92306965	811044-2	Assembly	Mercedes Benz	125,00 mm
92309600	802801-00-1	Piston	Lada	76,00 mm
92309610	802801-40-1	Piston	Lada	76,40 mm
92309630	802801-80-1	Piston	Lada	76,80 mm
92317600	802006-00-1	Piston	Citroen / Fiat	86,40 mm
92317600	802006-00-1	Piston	Citroen / Fiat	86,40 mm
92317700	802006-00-1	Piston	Citroen / Fiat	86,40 mm
92317700	802006-00-1	Piston	Citroen / Fiat	86,40 mm
92329970	802050-00-1	Piston	Iveco	137,00 mm
92334800	801509-00-1	Piston	KHD	120,00 mm
92334980	811570-1	Assembly	KHD	120,00 mm
92336960	813126-2	Assembly	MAN	125,00 mm
92396600	802105-00-1	Piston	Ford	73,975mm
92396610	802105-50-1	Piston	Ford	74,505mm
92396620	802105-10-1	Piston	Ford	75,005mm
92409700	803725-00-1	Piston	Citroen / Fiat / Iveco / Peugeot	84,00 mm
92409970	813725-4	Assembly	Citroen / Fiat / Iveco / Peugeot	84,00 mm
92488600	802067-00-1	Piston	Fiat / Iveco	110,00 mm
92499700	804009-00-1	Piston	RVI	102,00 mm
92499960	814009-1	Assembly	RVI	102,00 mm
92502600	803815-00-1	Piston	RVI	120,00 mm
92502960	813815-1	Assembly	RVI	120,00 mm
92525600	801069-00-1	Piston	Mercedes Benz	97,50 mm
92533600	805124-00-1	Piston	Volvo	130,18 mm
92581600	801072-00-1	Piston	Mercedes Benz	97,00 mm
92581610	801072-50-1	Piston	Mercedes Benz	97,50 mm
92581620	801072-10-1	Piston	Mercedes Benz	98,00 mm
92582600	801049-00-1	Piston	Mercedes Benz	128,00 mm
92582610	801049-50-1	Piston	Mercedes Benz	128,50 mm
92582620	801049-10-1	Piston	Mercedes Benz	129,00 mm
92598600	803704-00-1	Piston	Peugeot	94,00 mm
92598620	803704-40-1	Piston	Peugeot	94,40 mm

**VERGLEICHSNUMMERN
CROSS-REFERENCE
KS - SM**

KS cross ref.	SM Ref.:	Product Category	Manufacturer Type	Bore dia.
92598630	803704-10-1	Piston	Peugeot	95,00 mm
92598640	803704-60-1	Piston	Peugeot	94,60 mm
92628600	802014-00-1	Piston	Fiat	100,00 mm
92656600	803126-00-1	Piston	MAN	125,00 mm
92658600	802505-00-1	Piston	Hatz	82,00 mm
92666600	803149-00-1	Piston	MAN	108,00 mm
92666960	813138-1	Assembly	MAN	108,00 mm
92721600	803708-00-1	Piston	Peugeot	90,00 mm
92721960	813708-1	Assembly	Peugeot	90,00 mm
92767600	803123-00-1	Piston	MAN	123,00 mm
92767960	813123-1	Assembly	MAN	123,00 mm
92774600	803603-00-1	Piston	Perkins	98,48 mm
92774962	813603-1	Assembly	Perkins	98,48 mm
92791600	803715-00-1	Piston	Peugeot	88,00 mm
92791960	813715-1	Assembly	Peugeot	88,00 mm
92792610	801036-50-1	Piston	Mercedes Benz	87,50 mm
92792630	801036-10-1	Piston	Mercedes Benz	88,00 mm
92800600	801074-00-1	Piston	Mercedes Benz	91,00 mm
92800620	801027-50-1	Piston	Mercedes Benz	91,50 mm
92800630	801027-00-1	Piston	Mercedes Benz	90,90 mm
92800640	801027-70-1	Piston	Mercedes Benz	91,70 mm
92815600	801502-00-1	Piston	KHD	100,00 mm
92815960	811502-1	Assembly	KHD	100,00 mm
92824600	803127-00-1	Piston	MAN	125,00 mm
92824960	813127-2	Assembly	MAN	125,00 mm
92827600	805108-00-1	Piston	Volvo	104,77 mm
92827960	815108-2	Assembly	Volvo	104,77 mm
92835604	802104-00-1	Piston	Ford	73,975mm
92863600	800411-00-1	Piston	RVI	135,00 mm
928639600	810411-1	Assembly	RVI	135,00 mm
92952600	802702-00-1	Piston	IHC	98,425mm
92952960	812702-2	Assembly	IHC	98,425mm
92985600	800720-00-1	Piston	BMW	80,00 mm
92985630	800720-50-1	Piston	BMW	80,50 mm
92986600	803121-00-1	Piston	MAN	121,00 mm
92986960	813121-1	Assembly	MAN	121,00 mm
93028600	801303-00-1	Piston	DAF	118,00 mm
93028960	811303-1	Assembly	DAF	118,00 mm
93045600	803301-00-1	Piston	MWM	105,00 mm
93052600	801304-00-1	Piston	DAF	130,00 mm
93052960	811304-1	Assembly	DAF	130,00 mm
93061600	803303-00-1	Piston	MWM	105,00 mm
93085600	805070-00-1	Piston	Volkswagen	76,51 mm
93085610	805070-50-1	Piston	Volkswagen	77,01 mm
93085620	805070-10-1	Piston	Volkswagen	77,51 mm
93098600	805002-00-1	Piston	Volkswagen	76,51 mm
93152600	803901-00-1	Piston	Scania	115,00 mm
93152961	813901-2	Assembly	Scania	115,00 mm
93166600	805106-00-1	Piston	Volvo	104,77 mm
93166960	815106-2	Assembly	Volvo	104,77 mm
93171600	801097-00-1	Piston	Mercedes Benz	128,00 mm
93173600	805144-00-1	Piston	Volvo	105,57 mm
93173960	815144-2	Assembly	Volvo	105,57 mm
93178600	800914-00-1	Piston	Caterpillar	120,65 mm
93178961	810914-1	Assembly	Caterpillar	120,65 mm
93192600	805502-00-1	Piston	Steyr	100,00 mm
93224600	801507-00-1	Piston	KHD	125,00 mm
93224960	811511-1	Assembly	KHD	125,00 mm
93224961	811512-1	Assembly	KHD	125,00 mm
93231600	801057-00-1	Piston	Mercedes Benz	125,00 mm
93231960	811057-2	Assembly	Mercedes Benz	125,00 mm
93239600	802803-00-1	Piston	Lada	79,00 mm
93239620	802803-40-1	Piston	Lada	79,40 mm

**VERGLEICHSNUMMERN
CROSS-REFERENCE
KS - SM**

KS cross ref.	SM Ref.:	Product Category	Manufacturer Type	Bore dia.
93239640	802803-80-1	Piston	Lada	79,80 mm
93249600	805115-00-1	Piston	Volvo	130,18 mm
93249960	815115-2	Assembly	Volvo	130,18 mm
93250600	805124-00-1	Piston	Volvo	130,18 mm
93250960	815124-2	Assembly	Volvo	130,18 mm
93260600	805010-00-1	Piston	Volkswagen	76,51 mm
93260610	805010-50-1	Piston	Volkswagen	77,01 mm
93260620	805010-10-1	Piston	Volkswagen	77,51 mm
93267600	803610-00-1	Piston	Perkins	100,00 mm
93272600	803723-00-1	Piston	Peugeot	78,00 mm
93272960	813723-4	Assembly	Peugeot	78,00 mm
93274600	803103-00-1	Piston	MAN	125,00 mm
93274960	813103-2	Assembly	MAN	125,00 mm
93279600	802004-00-1	Piston	Fiat	84,00 mm
93279620	802004-40-1	Piston	Fiat	84,40 mm
93279630	802004-60-1	Piston	Fiat	84,60 mm
93298600	801058-00-1	Piston	Mercedes Benz	125,00 mm
93298962	811058-2	Assembly	Mercedes Benz	125,00 mm
93313600	800916-00-1	Piston	Caterpillar	146,05 mm
93313961	810916-2	Assembly	Caterpillar	146,05 mm
93316600	803728-00-1	Piston	Citroen / Fiat / Peugeot	88,00 mm
93316700	803724-00-1	Piston	Citroen / Fiat / Peugeot	88,00 mm
93316960	813728-4	Assembly	Citroen / Fiat / Peugeot	88,00 mm
93316970	813728-4	Assembly	Citroen / Fiat / Peugeot	88,00 mm
93332600	801045-00-1	Piston	Mercedes Benz	125,00 mm
93332962	811045-2	Assembly	Mercedes Benz	125,00 mm
93332962	811083-2	Assembly	Mercedes Benz	125,00 mm
93334600	805116-00-1	Piston	Volvo	120,64 mm
93334960	815116-2	Assembly	Volvo	120,65 mm
93334961	815129-2	Assembly	Volvo	120,65 mm
93337600	801506-00-1	Piston	KHD	125,00 mm
93337960	811506-1	Assembly	KHD	125,00 mm
93343600	801026-00-1	Piston	Mercedes Benz	87,00 mm
93343620	801026-50-1	Piston	Mercedes Benz	87,50 mm
93369700	805113-00-1	Piston	Volvo	130,18 mm
93369970	815113-2	Assembly	Volvo	130,18 mm
93369971	815121-2	Assembly	Volvo	130,18 mm
93378600	802052-00-1	Piston	Fiat	93,00 mm
93394600	804010-00-1	Piston	RVI	120,00 mm
93394700	804010-00-1	Piston	RVI	120,00 mm
93394960	814010-2	Assembly	RVI	120,00 mm
93394970	814010-2	Assembly	RVI	120,00 mm
93398600	803911-00-1	Piston	Scania	127,00 mm
93398961	813911-2	Assembly	Scania	127,00 mm
93399600	803907-00-1	Piston	Scania	127,00 mm
93435600	800722-00-1	Piston	BMW	80,00 mm
93435630	800722-50-1	Piston	BMW	80,50 mm
93444600	801061-00-1	Piston	Mercedes Benz	90,90 mm
93444620	801061-50-1	Piston	Mercedes Benz	91,50 mm
93444630	801061-70-1	Piston	Mercedes Benz	91,70 mm
93472600	801514-00-1	Piston	KHD	100,00 mm
93474600	805102-00-1	Piston	Volvo	98,43 mm
93474700	805102-00-1	Piston	Volvo	98,43 mm
93474960	815102-2	Assembly	Volvo	98,43 mm
93474961	815103-2	Assembly	Volvo	98,43 mm
93484602	801046-00-1	Piston	Mercedes Benz	128,00 mm
93484962	811046-2	Assembly	Mercedes Benz	128,00 mm
93484964	811084-2	Assembly	Mercedes Benz	128,00 mm
93485600	801047-00-1	Piston	Mercedes Benz	128,00 mm
93485962	811085-2	Assembly	Mercedes Benz	128,00 mm
93485964	811047-2	Assembly	Mercedes Benz	128,00 mm
93497600	802056-00-1	Piston	Fiat	76,00 mm
93504700	803820-00-1	Piston	RVI	135,00 mm

**VERGLEICHNUMMERN
CROSS-REFERENCE
KS - SM**

KS cross ref.	SM Ref.:	Product Category	Manufacturer Type	Bore dia.
93504970	813820-1	Assembly	RVI	135,00 mm
93504971	813821-1	Assembly	RVI	135,00 mm
93521600	804008-00-1	Piston	RVI	98,00 mm
93523700	803824-00-1	Piston	Renault	86,00 mm
93532600	805501-00-1	Piston	Steyr / Sinotruk / Weichai	126,00 mm
93535600	801520-00-1	Piston	KHD	100,00 mm
93535961	811520-1	Assembly	KHD	100,00 mm
93541630	805012-50-1	Piston	Volkswagen	77,01 mm
93541640	805012-10-1	Piston	Volkswagen	77,51 mm
93552600	803125-00-1	Piston	MAN	125,00 mm
93552960	813125-2	Assembly	MAN	125,00 mm
93568600	801035-00-1	Piston	Mercedes Benz	128,00 mm
93568620	801035-50-1	Piston	Mercedes Benz	128,50 mm
93568630	801035-10-1	Piston	Mercedes Benz	129,00 mm
93568700	801035-00-1	Piston	Mercedes Benz	128,00 mm
93568720	801035-50-1	Piston	Mercedes Benz	128,50 mm
93568730	801035-10-1	Piston	Mercedes Benz	129,00 mm
93578600	803501-00-1	Piston	Opel	80,00 mm
93578610	803501-50-1	Piston	Opel	80,50 mm
93578620	803501-10-1	Piston	Opel	81,00 mm
93585602	801056-00-1	Piston	Mercedes Benz	125,00 mm
93585962	811056-2	Assembly	Mercedes Benz	125,00 mm
93588600	802802-00-1	Piston	Lada	76,00 mm
93588630	802802-80-1	Piston	Lada	76,80 mm
93608600	803718-00-1	Piston	Peugeot	94,00 mm
93611600	800912-00-1	Piston	Caterpillar	120,65 mm
93611961	810912-2	Assembly	Caterpillar	120,65 mm
93613700	801023-00-1	Piston	Mercedes Benz	89,00 mm
93613710	801023-50-1	Piston	Mercedes Benz	89,50 mm
93613720	801023-10-1	Piston	Mercedes Benz	90,00 mm
93625600	803706-00-1	Piston	Peugeot	94,00 mm
93625600	803706-00-1	Piston	Peugeot	94,00 mm
93625620	803706-40-1	Piston	Peugeot	94,40 mm
93625620	803706-40-1	Piston	Peugeot	94,40 mm
93648600	803703-00-1	Piston	Peugeot	83,00 mm
93648600	803703-00-1	Piston	Peugeot	83,00 mm
93648700	803703-00-1	Piston	Peugeot	83,00 mm
93648700	803703-00-1	Piston	Peugeot	83,00 mm
93648710	803703-50-1	Piston	Peugeot	83,50 mm
93648710	803703-50-1	Piston	Peugeot	83,50 mm
93660600	805117-00-1	Piston	Volvo	120,65 mm
93660961	815117-2	Assembly	Volvo	120,65 mm
93672600	802804-00-1	Piston	Lada	82,00 mm
93672610	802804-40-1	Piston	Lada	82,40 mm
93672630	802804-80-1	Piston	Lada	82,80 mm
93673600	801024-00-1	Piston	Mercedes Benz	89,00 mm
93673610	801024-50-1	Piston	Mercedes Benz	89,50 mm
93677600	801081-00-1	Piston	Mercedes Benz	89,00 mm
93695700	803842-00-1	Piston	DAF / Renault / Volvo	70,00 mm
93695970	813842-4	Assembly	DAF / Renault / Volvo	70,00 mm
93696700	803844-00-1	Piston	Renault / Volvo	76,00 mm
93696970	813844-4	Assembly	Renault / Volvo	76,00 mm
93697600	803845-00-1	Piston	Renault	79,00 mm
93697960	813845-4	Assembly	Renault	79,00 mm
93734600	805110-00-1	Piston	Volvo	120,65 mm
93734961	815110-2	Assembly	Volvo	120,65 mm
93741600	801505-00-1	Piston	KHD	102,00 mm
93741610	801505-50-1	Piston	KHD	102,50 mm
93741960	811504-1	Assembly	KHD	102,00 mm
93741961	811509-1	Assembly	KHD	102,00 mm
93750600	801033-00-1	Piston	Mercedes Benz	97,00 mm
93750610	801033-50-1	Piston	Mercedes Benz	97,50 mm
93750620	801033-10-1	Piston	Mercedes Benz	98,00 mm

**VERGLEICHNUMMERN
CROSS-REFERENCE
KS - SM**

KS cross ref.	SM Ref.:	Product Category	Manufacturer Type	Bore dia.
93751600	805107-00-1	Piston	Volvo	104,77 mm
93751960	815107-2	Assembly	Volvo	104,77 mm
93783800	803805-00-1	Piston	Renault	78,00 mm
93783820	803805-50-1	Piston	Renault	78,50 mm
93783980	813805-4	Assembly	Renault	78,00 mm
93784700	803702-00-1	Piston	Peugeot	80,00 mm
93784720	803702-50-1	Piston	Peugeot	80,50 mm
93784730	803702-80-1	Piston	Peugeot	80,80 mm
93801600	803602-00-1	Piston	Perkins	98,48 mm
93801962	813602-1	Assembly	Perkins	98,48 mm
93810600	801013-00-1	Piston	Mercedes Benz	88,50 mm
93810610	801013-50-1	Piston	Mercedes Benz	89,00 mm
93813600	802114-00-1	Piston	Ford	111,76 mm
93825600	805084-00-1	Piston	Volkswagen / Audi	81,01 mm
93825620	805084-50-1	Piston	Volkswagen / Audi	81,51 mm
93828604	802107-00-1	Piston	Ford	77,25 mm
93828620	802107-50-1	Piston	Ford	77,75 mm
93831600	801066-00-1	Piston	Mercedes Benz	97,50 mm
93831610	801066-50-1	Piston	Mercedes Benz	98,00 mm
93844700	803716-00-1	Piston	Citroen / Fiat / Peugeot / Talbot	93,00 mm
93844700	803716-00-1	Piston	Citroen / Fiat / Peugeot / Talbot	93,00 mm
93844700	803716-50-1	Piston	Citroen / Fiat / Peugeot / Talbot	93,50 mm
93844700	803716-50-1	Piston	Citroen / Fiat / Peugeot / Talbot	93,50 mm
93845600	801082-00-1	Piston	Mercedes Benz	89,00 mm
93858600	802209-00-1	Piston	Fordson / New Holland	111,76 mm
93868600	803504-00-1	Piston	Opel	75,00 mm
93868610	803504-50-1	Piston	Opel	75,50 mm
93872600	805082-00-1	Piston	Volkswagen / Audi	81,01 mm
93872600	805082-00-1	Piston	Volkswagen / Audi	81,01 mm
93872620	805082-50-1	Piston	Volkswagen / Audi	81,51 mm
93872620	805082-50-1	Piston	Volkswagen / Audi	81,51 mm
93875600	805081-00-1	Piston	Volkswagen / Audi	81,01 mm
93876600	805081-00-1	Piston	Volkswagen / Audi	81,01 mm
93876620	805081-50-1	Piston	Volkswagen / Audi	81,51 mm
93882600	801075-00-1	Piston	Mercedes Benz	97,00 mm
93882630	801075-50-1	Piston	Mercedes Benz	97,50 mm
93882640	801075-10-1	Piston	Mercedes Benz	98,00 mm
93883600	802011-00-1	Piston	Fiat	93,00 mm
93896600	805023-00-1	Piston	Volkswagen	75,01 mm
93896600	805023-00-1	Piston	Volkswagen	75,01 mm
93896620	805023-50-1	Piston	Volkswagen	75,51 mm
93896620	805023-50-1	Piston	Volkswagen	75,51 mm
93921600	805007-00-1	Piston	Volkswagen	79,51 mm
93921620	805007-50-1	Piston	Volkswagen	80,01 mm
93921630	805007-10-1	Piston	Volkswagen	80,51 mm
93928600	805080-00-1	Piston	Volkswagen / Audi	81,01 mm
93928600	805080-00-1	Piston	Volkswagen / Audi	81,01 mm
93928620	805080-50-1	Piston	Volkswagen / Audi	81,51 mm
93928620	805080-50-1	Piston	Volkswagen / Audi	81,51 mm
93932700	803814-00-1	Piston	RVI	120,00 mm
93938600	803912-00-1	Piston	Scania	127,00 mm
93938960	813912-2	Assembly	Scania	127,00 mm
93951600	801078-00-1	Piston	Mercedes Benz	97,50 mm
93951610	801078-50-1	Piston	Mercedes Benz	98,00 mm
93956600	803502-00-1	Piston	Opel	92,00 mm
93956610	803502-50-1	Piston	Opel	92,50 mm
93956620	803502-10-1	Piston	Opel	93,00 mm
93987700	803813-00-1	Piston	RVI	135,00 mm
93987961	813810-1	Assembly	RVI	135,00 mm
93991960	811305-1	Assembly	DAF	130,00 mm
94037600	801010-00-1	Piston	Kompressor / Mercedes Benz	94,00 mm
94037960	811010-1	Assembly	Kompressor / Mercedes Benz	94,00 mm
94061600	805401-00-1	Piston	Air Compressor	75,00 mm

**VERGLEICHSNUMMERN
CROSS-REFERENCE
KS - SM**

KS cross ref.	SM Ref.:	Product Category	Manufacturer Type	Bore dia.
94061700	805401-00-1	Piston	Air Compressor	75,00 mm
94084600	805420-00-1	Piston	Knorr Bremssystem	88,00 mm
94294600	801018-00-1	Piston	Mercedes Benz	85,00 mm
94328600	801091-00-1	Piston	Mercedes Benz	89,90 mm
94328610	801091-25-1	Piston	Mercedes Benz	90,15 mm
94328620	801091-50-1	Piston	Mercedes Benz	90,40 mm
94330600	801073-00-1	Piston	Mercedes Benz	87,00 mm
94330610	801073-50-1	Piston	Mercedes Benz	87,50 mm
94331600	801050-00-1	Piston	Mercedes Benz	128,00 mm
94331960	811050-2	Assembly	Mercedes Benz	128,00 mm
94333600	801076-00-1	Piston	Mercedes Benz	97,50 mm
94348600	802002-00-1	Piston	Fiat	70,00 mm
94348600	802002-00-1	Piston	Fiat	70,00 mm
94348620	802002-40-1	Piston	Fiat	70,40 mm
94348620	802002-40-1	Piston	Fiat	70,40 mm
94351700	803750-00-1	Piston	Citroen / Fiat / Peugeot	83,00 mm
94351970	813750-4		Citroen / Peugeot	83,00 mm
94353700	803731-00-1	Piston	Citroen / Fiat / Peugeot	86,00 mm
94353700	803731-00-1	Piston	Citroen / Fiat / Peugeot	86,00 mm
94353700	803731-40-1	Piston	Citroen / Fiat / Peugeot	86,50 mm
94353700	803731-40-1	Piston	Citroen / Fiat / Peugeot	86,50 mm
94357600	803808-00-1	Piston	Renault	80,00 mm
94357620	803808-50-1	Piston	Renault	80,50 mm
94362611	801029-25-1	Piston	Mercedes Benz	90,16 mm
94382600	802013-00-1	Piston	Fiat	93,00 mm
94386611	801040-25-1	Piston	Mercedes Benz	90,16 mm
94412600	803139-00-1	Piston	MAN	108,00 mm
94416600	803141-00-1	Piston	MAN	108,00 mm
94427700	805013-00-1	Piston	Volkswagen	79,51 mm
94427720	805013-50-1	Piston	Volkswagen	80,01 mm
94428700	805014-00-1	Piston	Volkswagen	79,51 mm
94428720	805014-50-1	Piston	Volkswagen	80,01 mm
94429600	805020-00-1	Piston	Audi / Volvo	81,01 mm
94429620	805020-50-1	Piston	Audi / Volvo	81,51 mm
94429700	805020-00-1	Piston	Audi / Volvo	81,01 mm
94429720	805020-50-1	Piston	Audi / Volvo	81,51 mm
94430700	805021-00-1	Piston	Audi / Volvo	81,01 mm
94430720	805021-50-1	Piston	Audi / Volvo	81,51 mm
94453600	800730-00-1	Piston	BMW	84,00 mm
94453630	800730-50-1	Piston	BMW	84,50 mm
94457600	803111-00-1	Piston	MAN	121,00 mm
94457961	813111-1	Assembly	MAN	121,00 mm
94483600	802005-00-1	Piston	Fiat	84,00 mm
94493600	800728-00-1	Piston	BMW	84,00 mm
94493630	800728-50-1	Piston	BMW	84,50 mm
94499600	805017-00-1	Piston	Volkswagen	79,51 mm
94499620	805017-50-1	Piston	Volkswagen	80,01 mm
94500600	805018-00-1	Piston	Volkswagen	79,51 mm
94500620	805018-50-1	Piston	Volkswagen	80,01 mm
94508601	801041-00-1	Piston	Mercedes Benz	89,91 mm
94508611	801041-25-1	Piston	Mercedes Benz	90,16 mm
94508621	801041-50-1	Piston	Mercedes Benz	90,41 mm
94511970	813811-1	Assembly	RVI	135,00 mm
94512600	801052-00-1	Piston	Mercedes Benz	128,00 mm
94512960	811052-2	Assembly	Mercedes Benz	128,00 mm
94526600	802017-00-1	Piston	Fiat	94,40 mm
94526600	802024-00-1	Piston	Fiat / Iveco / Opel / Renault / Vauxhall	94,40 mm
94528600	801513-00-1	Piston	KHD	100,00 mm
94531600	803847-00-1	Piston	Renault	75,80 mm
94531960	813847-4	Assembly	Renault	75,80 mm
94532600	803846-00-1	Piston	Renault	75,80 mm
94532960	813846-4	Assembly	Dacia / Renault	75,80 mm
94548600	801306-00-1	Piston	DAF	104,17 mm

**VERGLEICHNUMMERN
CROSS-REFERENCE
KS - SM**

KS cross ref.	SM Ref.:	Product Category	Manufacturer Type	Bore dia.
94553600	805006-00-1	Piston	Volkswagen	76,51 mm
94573600	801553-00-1	Piston	KHD	108,00 mm
94573960	811553-1	Assembly	KHD	108,00 mm
94596600	803110-00-1	Piston	MAN	121,00 mm
94596961	813110-1	Assembly	MAN	121,00 mm
94597600	801001-00-1	Piston	Smart	65,50 mm
94637600	803515-00-1	Piston	Opel	79,00 mm
94637610	803515-50-1	Piston	Opel	79,50 mm
94642700	803726-00-1	Piston	Citroen / Nissan / Peugeot / Rover	77,00 mm
94642700	803726-00-1	Piston	Citroen / Nissan / Peugeot / Rover	77,00 mm
94643600	803717-00-1	Piston	Citroen / Fiat / Iveco / Lancia / Peugeot	85,00 mm
94664602	802109-00-1	Piston	Ford	82,515mm
94664620	802109-50-1	Piston	Ford	83,00 mm
94664630	802109-10-1	Piston	Ford	83,50 mm
94680600	801516-00-1	Piston	Deutz	102,00 mm
94681600	801054-00-1	Piston	Mercedes Benz	128,00 mm
94681960	811054-2	Assembly	Mercedes Benz	128,00 mm
94701600	802018-00-1	Piston	Fiat / Citroen / Peugeot / Renault	94,40 mm
94705600	801077-00-1	Piston	Mercedes Benz	102,00 mm
94724600	804012-00-1	Piston	RVI	102,00 mm
94724970	814012-2	Assembly	RVI	102,00 mm
94726600	802016-00-1	Piston	Fiat	94,40 mm
94751600	808805-00-1	Piston	Mitsubishi	91,12 mm
94756600	809703-00-1	Piston	Toyota	92,00 mm
94756600	809703-00-1	Piston	Toyota	92,00 mm
94786700	803719-00-1	Piston	Citroen / Fiat / Iveco / Lada / Peugeot / Suzuki	83,00 mm
94786710	803719-50-1	Piston	Citroen / Fiat / Iveco / Lada / Peugeot / Suzuki	83,50 mm
94798600	803512-00-1	Piston	Opel	77,60 mm
94798610	803512-50-1	Piston	Opel	78,10 mm
94823700	801071-00-1	Piston	Mercedes Benz / Ssang Yong	89,00 mm
94823710	801071-50-1	Piston	Mercedes Benz / Ssang Yong	89,50 mm
94846600	803146-00-1	Piston	MAN	128,00 mm
94846960	813146-2	Assembly	MAN	128,00 mm
94850600	803145-00-1	Piston	MAN	128,00 mm
94850960	813145-2	Assembly	MAN	128,00 mm
94861600	803540-00-1	Piston	Opel	79,00 mm
94870700	802022-00-1	Piston	Fiat / Lancia	70,80 mm
94870700	802022-00-1	Piston	Fiat / Lancia	70,80 mm
94870710	802022-40-1	Piston	Fiat / Lancia	71,20 mm
94870710	802022-40-1	Piston	Fiat / Lancia	71,20 mm
94896600	801307-00-1	Piston	DAF	130,00 mm
94900600	801512-00-1	Piston	KHD	94,00 mm
94910603	802036-00-1	Piston	Fiat / Lancia	70,00 mm
94910603	802036-00-1	Piston	Fiat / Lancia	70,00 mm
94919600	801039-00-1	Piston	Mercedes Benz	100,00 mm
94919960	811039-1	Assembly	Mercedes Benz / MAN	100,00 mm
94919961	811090-1	Assembly	Kompressor MAN / Mercedes Benz	100,00 mm
94922600	805015-00-1	Piston	Volkswagen	81,01 mm
94922620	805015-50-1	Piston	Volkswagen	81,51 mm
94923600	805016-00-1	Piston	Volkswagen	81,01 mm
94923620	805016-50-1	Piston	Volkswagen	81,51 mm
94931600	801089-00-1	Piston	Mercedes Benz	102,00 mm
94948600	803136-00-1	Piston	MAN	128,00 mm
94948960	813136-2	Assembly	MAN	128,00 mm
94971600	801080-00-1	Piston	Mercedes Benz	102,00 mm
97286600	803507-00-1	Piston	Opel	77,60 mm
97286610	803507-50-1	Piston	Opel	78,10 mm
97332600	803516-00-1	Piston	Opel	86,00 mm
97409600	801014-00-1	Piston	Mercedes Benz	88,00 mm
97409610	801014-50-1	Piston	Mercedes Benz	88,50 mm
97482600	801015-00-1	Piston	Mercedes Benz	88,00 mm
97504600	803848-00-1	Piston	Nissan / Opel / Renault / Vauxhall	85,01 mm
97505600	802101-00-1	Piston	Ford	111,76 mm

**VERGLEICHNUMMERN
CROSS-REFERENCE
KS - SM**

KS cross ref.	SM Ref.:	Product Category	Manufacturer Type	Bore dia.
97730775	803521-00-1	Piston	Opel / Vauxhall	79,00 mm
97730775	803521-00-1	Piston	Opel / Vauxhall	79,00 mm
99330600	803150-00-1	Piston	MAN	128,00 mm
99330960	813150-2	Assembly	MAN	128,00 mm
99339600	803142-00-1	Piston	MAN	108,00 mm
99339960	813142-1	Assembly	MAN	108,00 mm
99378600	801093-00-1	Piston	Mercedes Benz	130,00 mm
99378960	811093-2	Assembly	Mercedes Benz	130,00 mm
99378961	811097-2	Assembly	Mercedes Benz	130,00 mm
99408600	805126-00-1	Piston	Volvo	98,43 mm
99408960	815126-2	Assembly	Volvo	98,43 mm
99419600	802106-00-1	Piston	Ford	73,975mm
99419610	802106-50-1	Piston	Ford	74,505mm
99419620	802106-10-1	Piston	Ford	75,005mm
99433600	803827-00-1	Piston	Renault	87,00 mm
99452600	805036-00-1	Piston	Skoda / Volkswagen	76,51 mm
99455600	801083-00-1	Piston	Smart 599 ccm	63,50 mm
99455610	801083-25-1	Piston	Smart 599 ccm	63,75 mm
99455620	801083-50-1	Piston	Smart 599 ccm	64,00 mm
99471600	805035-00-1	Piston	Aud / Ford / Seat / Skoda / Volkswagen	79,51 mm
99483600	803607-00-1	Piston	Perkins	108,00 mm
99488600	805145-00-1	Piston	Volvo	130,18 mm
99534600	805095-00-1	Piston	Audi	78,31 mm
99534630	805095-50-1	Piston	Audi	78,81 mm
99535600	805096-00-1	Piston	Audi	78,31 mm
99535630	805096-50-1	Piston	Audi	78,81 mm
99561600	803823-00-1	Piston	Renault / Opel / Nissan	80,01 mm
99561600	803823-00-1	Piston	Renault / Opel / Nissan	80,01 mm
99561620	803823-50-1	Piston	Renault / Opel / Nissan	80,51 mm
99561620	803823-50-1	Piston	Renault / Opel / Nissan	80,51 mm
99562600	805033-00-1	Piston	Audi / Seat / Skoda / Volkswagen	76,51 mm
99562600	805033-00-1	Piston	Audi / Seat / Skoda / Volkswagen	76,51 mm
99562620	805033-50-1	Piston	Audi / Seat / Skoda / Volkswagen	77,01 mm
99562620	805033-50-1	Piston	Audi / Seat / Skoda / Volkswagen	77,01 mm
99646600	803817-00-1	Piston	Renault / Nissan	69,00 mm
99646600	803817-00-1	Piston	Renault / Nissan	69,00 mm
99646610	803817-50-1	Piston	Renault / Nissan	69,50 mm
99646610	803817-50-1	Piston	Renault / Nissan	69,50 mm
99697600	803144-00-1	Piston	MAN	128,00 mm
99697960	813140-2	Assembly	MAN	128,00 mm
99742700	805015-00-1	Piston	Volkswagen	81,01 mm
99742720	805015-50-1	Piston	Volkswagen	81,51 mm
99743700	805016-00-1	Piston	Volkswagen	81,01 mm
99743720	805016-50-1	Piston	Volkswagen	81,51 mm
99746600	803832-00-1	Piston	Dacia / Renault	79,50 mm
99748600	805109-00-1	Piston	Volvo	104,77 mm
99749600	805132-00-1	Piston	Volvo	104,77 mm
99749960	815133-2	Assembly	Volvo	104,77 mm
99749961	815132-2	Assembly	Volvo	104,77 mm
99750600	805146-00-1	Piston	Volvo	120,64 mm
99750960	815146-1	Assembly	Volvo	120,64 mm
9977600	805097-00-1	Piston	Audi	78,31 mm
99776630	805097-50-1	Piston	Audi	78,81 mm
99777600	805098-00-1	Piston	Audi	78,31 mm
99777630	805098-50-1	Piston	Audi	78,81 mm
99780600	803818-00-1	Piston	Nissan / Renault	80,00 mm
99780600	803818-00-1	Piston	Nissan / Renault	80,00 mm
99780620	803818-50-1	Piston	Nissan / Renault	80,50 mm
99780620	803818-50-1	Piston	Nissan / Renault	80,50 mm
99832600	805031-00-1	Piston	Volkswagen	81,01 mm
99833600	805030-00-1	Piston	Volkswagen	81,01 mm
99849600	801043-00-1	Piston	Kompressor / MAN / Mercedes Benz	100,00 mm
99850600	805046-00-1	Piston	Audi / Ford / Seat / Skoda / Volkswagen	79,51 mm

**VERGLEICHNUMMERN
CROSS-REFERENCE
KS - SM**

KS cross ref.	SM Ref.:	Product Category	Manufacturer Type	Bore dia.
99851600	805047-00-1	Piston	Audi / Ford / Seat / Skoda / Volkswagen	79,51 mm
99877600	803705-00-1	Piston	Peugeot	82,20 mm
99877600	803705-00-1	Piston	Peugeot	82,20 mm
99879601	803749-00-1	Piston	Citroen / Fiat / Lancia / Peugeot / Suzuki	85,00 mm
99879601	803749-00-1	Piston	Citroen / Fiat / Lancia / Peugeot / Suzuki	85,00 mm
99909600	805043-00-1	Piston	Seat / Skoda / VW	76,51 mm
99909600	805043-00-1	Piston	Seat / Skoda / VW	76,51 mm
99913600	805038-00-1	Piston	Seat / Skoda / Volkswagen	76,51 mm
99927600	801084-00-1	Piston	Smart 698 ccm	66,50 mm
99927610	801084-25-1	Piston	Smart 698 ccm	66,75 mm
99927620	801084-50-1	Piston	Smart 698 ccm	67,00 mm
99933600	805019-00-1	Piston	Volkswagen	81,00 mm
99933620	805019-50-1	Piston	Volkswagen	81,50 mm
99940600	803801-00-1	Piston	Renault	80,00 mm
99943600	804015-00-1	Piston	RVI	120,00 mm
99948600	801064-00-1	Piston	Mercedes Benz	128,00 mm
99948961	811064-2	Assembly	Mercedes Benz	128,00 mm
99963600	802115-00-1	Piston	Ford	82,50 mm

**Vergleichsnummern Liste
Goetze- SM**

**Cross reference list
Goetze- SM**

**Liste d'équivalences
Goetze- SM**

**Lista de intercambios
Goetze- SM**

**VERGLEICHNUMMERN
CROSS-REFERENCE
FEDERAL MOGUL - SM**

Federal cross ref.	SM Ref.:	Product Category	Manufacturer Type	Bore dia.
06-123200-20	795142-00-1	Piston ring set	Volvo 1 Cyl.	131,00 mm
06-132000-20	790433-00-1	Piston ring set	RVI 1 Cyl.	120,00 mm
06-132100-20	790411-00-1	Piston ring set	RVI 1 Cyl.	135,00 mm
06-172900-10	791515-00-1	Piston ring set	KHD 1 Cyl.	120,00 mm
06-325400-30	795413-00-1	Piston ring set	Bosch / Scania 1 Cyl.	75,00 mm
06-337500-20	790421-00-1	Piston ring set	RVI 1 Cyl.	120,00 mm
06-702300-20	790417-00-1	Piston ring set	RVI 1 Cyl.	135,00 mm
06-742600-30	795420-00-1	Piston ring set	Knorr 1 Cyl.	88,00 mm
06-743100-00	791059-00-1	Piston ring set	Mercedes Benz / Ssang Yong 1 Cyl.	89,00 mm
06-743100-00	791059-00-4	Piston ring set	Mercedes Benz / Ssang Yong 4 Cyl.	89,00 mm
06-743107-00	791059-50-1	Piston ring set	Mercedes Benz / Ssang Yong 1 Cyl.	89,50 mm
06-743107-00	791059-50-4	Piston ring set	Mercedes Benz / Ssang Yong 4 Cyl.	89,50 mm
06-743400-80	791312-00-1	Piston ring set	DAF 1 Cyl.	130,00 mm
06-833500-20	795161-00-1	Piston ring set	RVI / Volvo 1 Cyl.	131,00 mm
06-837300-00	795424-00-1	Piston ring set	Air compressor / Ford / MAN 1Cyl.	92,00 mm
06-877100-20	795440-00-2	Piston ring set	Westinghouse 2 Cyl.	85,00 mm
06-887600-20	795430-00-1	Piston ring set	Kompressor 1 Cyl.	78,00 mm
08-101000-00	793615-00-2	Piston ring set	Perkins 2 Cyl.	98,48 mm
08-101100-00	795177-00-1	Piston ring set	Volvo 1 Cyl.	144,00 mm
08-101200-00	791084-00-4	Piston ring set	Mercedes Benz 4 Cyl.	80,00 mm
08-101300-00	795079-00-4	Piston ring set	VW 4 Cyl.	67,10 mm
08-101500-00	793843-00-4	Piston ring set	Renault / Opel / Nissan / Vauxhall 4 Cyl.	80,00 mm
08-101600-00	793836-00-4	Piston ring set	Renault 4 Cyl.	87,00 mm
08-102200-00	792147-00-4	Piston ring set	Ford 4 Cyl.	71,90 mm
08-102500-00	795152-00-1	Piston ring set	Volvo 1 Cyl.	83,00 mm
08-102700-00	793547-00-1	Piston ring set	Opel 1 Cyl.	72,50 mm
08-102707-00	793547-50-1	Piston ring set	Opel 1 Cyl.	73,00 mm
08-102800-00	793550-00-4	Piston ring set	Opel / Vauxhall 4 Cyl.	84,00 mm
08-102900-00	793552-00-4	Piston ring set	Opel / Vauxhall 4 Cyl.	84,00 mm
08-103000-00	795086-00-6	Piston ring set	Audi / VW / Skoda 6 Cyl.	78,30 mm
08-103100-00	795077-00-4	Piston ring set	Audi / Seat / Skoda / VW 4 Cyl.	76,50 mm
08-103800-00	793743-00-4	Piston ring set	Peugeot / Fiat 4 Cyl.	78,50 mm
08-103900-00	792075-00-2	Piston ring set	Fiat-Iveco 2 Cyl.	104,00 mm
08-104000-00	791142-00-4	Piston ring set	Citroen / Peugeot / Fiat 4 Cyl.	82,20 mm
08-104100-00	793839-00-4	Piston ring set	Renault / Nissan 4 Cyl.	69,00 mm
08-104200-00	793841-00-4	Piston ring set	Renault / Dacia / Nissan 4 Cyl.	79,50 mm
08-104300-00	793145-00-1	Piston ring set	MAN 1 Cyl.	128,00 mm
08-105100-00	793829-00-4	Piston ring set	Renault / Opel 4 Cyl.	80,00 mm
08-105200-00	793842-00-4	Piston ring set	Renault / Dacia 4 Cyl.	79,50 mm
08-105400-00	791071-00-4	Piston ring set	Mercedes Benz 4 Cyl.	80,00 mm
08-105500-00	793744-00-4	Piston ring set	Peugeot / Fiat / Citroen / Lada / Suzuki 4 Cyl.	83,00 mm
08-105507-00	793744-50-4	Piston ring set	Peugeot / Fiat / Citroen / Lada / Suzuki 4 Cyl.	83,50 mm
08-105900-00	795075-00-4	Piston ring set	VW / Audi / Seat 4 Cyl.	81,00 mm
08-105907-00	795075-50-4	Piston ring set	VW 4 Cyl.	81,50 mm
08-106500-00	790716-00-4	Piston ring set	BMW 4 Cyl.	84,00 mm
08-106900-00	790258-00-1	Piston ring set	New Holland 1 Cyl.	100,00 mm
08-106900-00	792012-00-1	Piston ring set	Fiat 1 Cyl.	100,00 mm
08-107000-00	792153-00-4	Piston ring set	Ford 4 Cyl.	82,50 mm
08-107300-00	792151-00-4	Piston ring set	Ford 4 Cyl.	80,60 mm
08-107900-00	792094-00-4	Piston ring set	Fiat / Alfa 4 Cyl.	82,00 mm
08-108000-00	792089-00-4	Piston ring set	Fiat 4 Cyl.	82,00 mm
08-108200-00	792092-00-4	Piston ring set	Fiat / Citroen / Peugeot / Renault 4 Cyl.	94,40 mm
08-109200-00	793926-00-2	Piston ring set	Scania 2 Cyl.	115,00 mm
08-109400-10	795036-00-4	Piston ring set	VW / Audi 4 Cyl.	81,00 mm
08-109500-00	795018-00-4	Piston ring set	VW 4 Cyl.	76,50 mm
08-109500-00	795032-00-1	Piston ring set	VW / Volvo 1 Cyl.	76,50 mm
08-109507-00	795018-50-4	Piston ring set	VW 4 Cyl.	77,01 mm
08-109511-00	795018-10-4	Piston ring set	VW 4 Cyl.	77,51 mm
08-109700-00	795036-00-4	Piston ring set	VW / Audi 4 Cyl.	81,00 mm
08-109700-10	795037-00-4	Piston ring set	VW / Audi 4 Cyl.	81,00 mm
08-109707-10	795037-50-4	Piston ring set	VW / Audi 4 Cyl.	81,50 mm
08-109800-00	795060-00-2	Piston ring set	VW / Audi 2 Cyl.	76,50 mm
08-110100-00	793536-00-4	Piston ring set	Opel / Vauxhall 4 Cyl.	92,00 mm

**VERGLEICHSNUMMERN
CROSS-REFERENCE
FEDERAL MOGUL - SM**

Federal cross ref.	SM Ref.:	Product Category	Manufacturer Type	Bore dia.
08-110300-00	790105-00-4	Piston ring set	Alfa Romeo 4 Cyl.	87,00 mm
08-110700-00	790703-00-4	Piston ring set	BMW 4 Cyl.	84,00 mm
08-110900-00	792088-00-5	Piston ring set	Fiat 5 Cyl.	83,00 mm
08-112700-00	792155-00-4	Piston ring set	Ford 4 Cyl.	86,00 mm
08-113500-00	792157-00-4	Piston ring set	Ford 4 Cyl.	89,90 mm
08-113700-00	793843-00-4	Piston ring set	Renault / Opel / Nissan / Vauxhall 4 Cyl.	80,00 mm
08-114400-00	790738-00-2	Piston ring set	BMW / BLMC 2 Cyl.	84,00 mm
08-114400-40	790753-00-2	Piston ring set	BMW 2 Cyl.	84,00 mm
08-114400-55	790741-00-2	Piston ring set	BMW 2 Cyl.	84,00 mm
08-114700-00	793749-00-4	Piston ring set	Peugeot/ Fiat/ Citroen/ Suzuki/ Ford/ Volvo 4 Cyl.	85,00 mm
08-114900-00	795078-00-1	Piston ring set	VW / Audi 1 Cyl.	79,50 mm
08-115500-00	791420-00-1	Piston ring set	Daewoo 1 Cyl.	128,00 mm
08-115800-00	791033-00-1	Piston ring set	Mercedes Benz / FAP-Famos 1 Cyl.	128,00 mm
08-115900-00	795074-00-4	Piston ring set	VW / Audi / Seat / Skoda 4 Cyl.	81,00 mm
08-115907-00	795074-50-4	Piston ring set	VW / Audi 4 Cyl.	81,50 mm
08-116100-00	795077-00-4	Piston ring set	Audi / Seat / Skoda / VW 4 Cyl.	76,50 mm
08-116107-00	795077-50-4	Piston ring set	VW 4 Cyl.	77,00 mm
08-117900-00	791077-00-4	Piston ring set	Mercedes Benz 4 Cyl.	88,00 mm
08-117900-00	791089-00-1	Piston ring set	Mercedes Benz 1 Cyl.	88,00 mm
08-117907-00	791089-50-1	Piston ring set	Mercedes Benz 1 Cyl.	88,50 mm
08-118000-00	790123-00-4	Piston ring set	Alfa Romeo/Fiat 4 Cyl.	82,00 mm
08-118700-00	793833-00-4	Piston ring set	Renault 4 Cyl.	87,00 mm
08-118800-00	793844-00-4	Piston ring set	Renault 4 Cyl.	87,00 mm
08-118907-00	793747-50-4	Piston ring set	Peugeot 4 Cyl.	92,50 mm
08-121600-00	791313-00-2	Piston ring set	DAF 2 Cyl.	118,00 mm
08-121700-00	795429-00-1	Piston ring set	Air Compressor 1 Cyl.	100,00 mm
08-122000-00	792034-00-1	Piston ring set	Iveco 1 Cyl.	135,00 mm
08-122100-00	791562-00-1	Piston ring set	KHD 1 Cyl.	100,00 mm
08-122200-00	792091-00-4	Piston ring set	Fiat / Opel / Citroen / Peugeot / Renault 4 Cyl.	94,40 mm
08-123200-00	795142-00-1	Piston ring set	Volvo 1 Cyl.	131,00 mm
08-123400-00	793845-00-4	Piston ring set	Renault / Suzuki / Dacia / Nissan 4 Cyl.	76,00 mm
08-123700-00	792161-00-4	Piston ring set	Ford 4 Cyl.	93,67 mm
08-123800-00	791553-00-1	Piston ring set	KHD / Volvo 1 Cyl.	108,00 mm
08-123900-00	791558-00-1	Piston ring set	KHD 1 Cyl.	132,00 mm
08-124000-00	792098-00-4	Piston ring set	Fiat / Alfa / Lancia / Opel / Saab / Suzuki 4 Cyl.	82,00 mm
08-124500-00	793145-00-1		MAN 1 Cyl.	128,00 mm
08-125600-00	793551-00-4	Piston ring set	Opel / Vauxhall 4 Cyl.	79,00 mm
08-126000-00	793555-00-4	Piston ring set	Opel / Saab / Vauxhall 4 Cyl.	84,00 mm
08-126600-00	793730-00-4	Piston ring set	Peugeot / Fiat / Citroen 4 Cyl.	85,00 mm
08-127400-00	793849-00-4	Piston ring set	Renault / Nissan / Opel / Vauxhall 4 Cyl.	87,00 mm
08-127800-00	791554-00-2	Piston ring set	KHD 2 Cyl.	98,00 mm
08-127900-00	791569-00-2	Piston ring set	KHD 2 Cyl.	101,00 mm
08-131300-00	790710-00-6	Piston ring set	BMW 6 Cyl.	80,00 mm
08-132000-10	790433-00-1	Piston ring set	RVI 1 Cyl.	120,00 mm
08-132100-10	790411-00-1	Piston ring set	RVI 1 Cyl.	135,00 mm
08-132900-00	790706-00-4	Piston ring set	BMW 4 Cyl.	89,00 mm
08-133900-00	790715-00-6	Piston ring set	BMW 6 Cyl.	92,00 mm
08-134800-00	791421-00-1	Piston ring set	Daewoo 1 Cyl.	128,00 mm
08-135300-00	793756-00-4	Piston ring set	Peugeot / Ford / Citroen / Toyota 4 Cyl.	73,70 mm
08-135800-00	793753-00-4	Piston ring set	Peugeot / Citroen 4 Cyl.	92,00 mm
08-136200-00	795403-00-1	Piston ring set	Westinghouse 1 Cyl.	90,00 mm
08-136400-10	791275-00-1	Piston ring set	Mercedes Benz 1 Cyl.	88,00 mm
08-136700-00	791081-00-3	Piston ring set	Mercedes Benz / Smart 3 Cyl.	63,50 mm
08-136705-00	791081-25-3	Piston ring set	Mercedes Benz / Smart 3 Cyl.	63,75 mm
08-136707-00	791081-50-3	Piston ring set	Mercedes Benz / Smart 3 Cyl.	64,00 mm
08-136900-00	791531-00-1	Piston ring set	KHD / Renault / Volvo 1 Cyl.	108,00 mm
08-137200-00	790736-00-4	Piston ring set	BMW 4 Cyl.	85,00 mm
08-137400-00	795094-00-6	Piston ring set	BMW / VW 6 Cyl.	84,00 mm
08-137500-00	793850-00-4	Piston ring set	Renault / Opel / Vauxhall 4 Cyl.	89,00 mm
08-137500-10	793851-00-4	Piston ring set	Renault / Opel / Nissan / Vauxhall 4 Cyl.	89,00 mm
08-137507-00	793850-50-4	Piston ring set	Renault / Opel / Vauxhall 4 Cyl.	89,50 mm
08-137507-10	793851-50-4	Piston ring set	Renault / Opel / Nissan 4 Cyl.	89,50 mm
08-137600-00	792096-00-4	Piston ring set	Fiat / Opel / Suzuki / Vauxhall 4 Cyl.	69,60 mm

**VERGLEICHNUMMERN
CROSS-REFERENCE
FEDERAL MOGUL - SM**

Federal cross ref.	SM Ref.:	Product Category	Manufacturer Type	Bore dia.
08-138000-00	792008-00-4	Piston ring set	Fiat 4 Cyl.	88,00 mm
08-138400-00	792084-00-4	Piston ring set	Fiat 4 Cyl.	70,80 mm
08-138900-00	793755-00-4	Piston ring set	Peugeot / Citroen 4 Cyl.	75,00 mm
08-139400-00	793752-00-4	Piston ring set	Peugeot / Citroen 4 Cyl.	78,50 mm
08-139500-00	795019-00-4	Piston ring set	Audi /Mitsubishi /Seat /Skoda /Volkswagen 4 Cyl.	81,00 mm
08-139500-00	795098-00-4	Piston ring set	Audi / Volkswagen 4 Cyl.	81,00 mm
08-139600-00	795095-00-4	Piston ring set	Audi / Volkswagen 4 Cyl.	84,50 mm
08-140500-00	795428-00-1	Piston ring set	Air Compressor 1 Cyl.	100,00 mm
08-140800-00	792166-00-4	Piston ring set	Ford 4 Cyl.	86,00 mm
08-141300-00	792149-00-4	Piston ring set	Ford 4 Cyl.	79,00 mm
08-141800-00	791270-00-1	Piston ring set	Mercedes Benz 1 Cyl.	128,00 mm
08-142000-00	795159-00-1	Piston ring set	Volvo 1 Cyl.	120,00 mm
08-142200-00	790736-00-4	Piston ring set	BMW 4 Cyl.	85,00 mm
08-142300-00	792083-00-4	Piston ring set	Fiat / Lancia 4 Cyl.	70,00 mm
08-142400-00	792011-00-4	Piston ring set	Fiat 4 Cyl.	84,00 mm
08-143000-00	795088-00-4	Piston ring set	Volkswagen 4 Cyl.	93,00 mm
08-143600-00	793923-00-1	Piston ring set	Scania 1 Cyl.	127,00 mm
08-143600-10	793923-00-1	Piston ring set	Scania 1 Cyl.	127,00 mm
08-143800-00	793145-00-1		MAN 1 Cyl.	128,00 mm
08-146100-00	792098-00-4	Piston ring set	Fiat / Alfa / Lancia / Opel / Saab / Suzuki 4 Cyl.	82,00 mm
08-146500-00	791527-00-1	Piston ring set	KHD 1 Cyl.	94,00 mm
08-148100-00	792169-00-4	Piston ring set	Ford / BLMC / Rover 4 Cyl.	89,90 mm
08-148300-00	795085-00-4	Piston ring set	Audi / Seat / Skoda /VW 4 Cyl.	81,00 mm
08-152000-00	793723-00-4	Piston ring set	Peugeot/Fiat/Citroen/Rover/Lada/Suzuki 4 Cyl.	83,00 mm
08-152007-00	793723-50-4	Piston ring set	Peugeot/Fiat/Citroen/Rover/Lada 4 Cyl.	83,50 mm
08-152700-00	793735-00-4	Piston ring set	Peugeot / Citroen / Fiat / Talbot 4 Cyl.	93,00 mm
08-154200-00	792062-00-4	Piston ring set	Fiat 4 Cyl.	70,00 mm
08-154300-00	793706-00-4	Piston ring set	Peugeot / Citroen 4 Cyl.	72,00 mm
08-154400-00	793738-00-4	Piston ring set	Peugeot / Citroen / Talbot 4 Cyl.	75,00 mm
08-154600-00	793731-00-4	Piston ring set	Peugeot / Fiat / Citroen 4 Cyl.	86,00 mm
08-155200-00	790803-00-1	Piston ring set	Cummins 1 Cyl.	102,00 mm
08-155200-00	791314-00-2	Piston ring set	DAF 2 Cyl.	102,00 mm
08-155600-10	790816-00-1	Piston ring set	Cummins 1 Cyl.	114,00 mm
08-155600-10	790817-00-1	Piston ring set	Cummins 1 Cyl.	114,00 mm
08-164400-00	791501-00-1	Piston ring set	KHD 1 Cyl.	95,00 mm
08-165800-00	791001-00-1	Piston ring set	Mercedes Benz 1 Cyl.	77,00 mm
08-165800-08	791001-00-1	Piston ring set	Mercedes Benz 1 Cyl.	77,00 mm
08-166400-00	791518-00-1	Piston ring set	KHD 1 Cyl.	95,00 mm
08-166600-10	791017-00-1	Piston ring set	Mercedes Benz / FAP-Famos 1 Cyl.	97,00 mm
08-166607-10	791017-50-1	Piston ring set	Mercedes Benz / FAP-Famos 1 Cyl.	97,50 mm
08-166611-10	791017-10-1	Piston ring set	Mercedes Benz / FAP-Famos 1 Cyl.	98,00 mm
08-170600-10	791010-00-4	Piston ring set	Mercedes Benz 4 Cyl.	87,00 mm
08-170607-10	791010-50-4	Piston ring set	Mercedes Benz 4 Cyl.	87,50 mm
08-170700-10	791009-00-4	Piston ring set	Mercedes Benz / Seat 4 Cyl.	87,00 mm
08-170707-10	791009-50-4	Piston ring set	Mercedes Benz 4 Cyl.	87,50 mm
08-171200-10	791020-00-1	Piston ring set	Mercedes Benz 1 Cyl.	128,00 mm
08-171207-10	791020-50-1	Piston ring set	Mercedes Benz 1 Cyl.	128,50 mm
08-171211-10	791020-10-1	Piston ring set	Mercedes Benz 1 Cyl.	129,00 mm
08-172700-00	791019-00-1	Piston ring set	Mercedes Benz 1 Cyl.	125,00 mm
08-173500-10	791031-00-1	Piston ring set	Mercedes Benz / FAP-Famos 1 Cyl.	97,00 mm
08-173500-10	791086-00-2	Piston ring set	Mercedes Benz 2 Cyl.	97,00 mm
08-173507-10	791031-50-1	Piston ring set	Mercedes Benz 1 Cyl.	97,50 mm
08-173507-10	791044-00-1	Piston ring set	Mercedes Benz / FAP-Famos 1 Cyl.	97,50 mm
08-173800-00	791013-00-1	Piston ring set	Mercedes Benz 1 Cyl.	91,00 mm
08-173800-00	791013-00-4	Piston ring set	Mercedes Benz 4 Cyl.	91,00 mm
08-173800-00	791027-00-5	Piston ring set	Mercedes Benz 5 Cyl.	91,00 mm
08-173807-00	791013-50-1	Piston ring set	Mercedes Benz 1 Cyl.	91,50 mm
08-173807-00	791013-50-4	Piston ring set	Mercedes Benz 4 Cyl.	91,50 mm
08-174100-10	791304-00-1	Piston ring set	DAF 1 Cyl.	130,00 mm
08-174300-10	791017-00-1	Piston ring set	Mercedes Benz / FAP-Famos 1 Cyl.	97,00 mm
08-174307-10	791017-50-1	Piston ring set	Mercedes Benz / FAP-Famos 1 Cyl.	97,50 mm
08-174311-10	791017-10-1	Piston ring set	Mercedes Benz / FAP-Famos 1 Cyl.	98,00 mm
08-175000-00	791517-00-1	Piston ring set	KHD 1 Cyl.	92,00 mm

**VERGLEICHSNUMMERN
CROSS-REFERENCE
FEDERAL MOGUL - SM**

Federal cross ref.	SM Ref.:	Product Category	Manufacturer Type	Bore dia.
08-175500-00	791005-00-4	Piston ring set	Mercedes Benz 4 Cyl.	87,00 mm
08-176000-00	791022-00-1	Piston ring set	Mercedes Benz 1 Cyl.	125,00 mm
08-176000-20	791070-00-1	Piston ring set	Mercedes Benz 1 Cyl.	125,00 mm
08-176300-00	791042-00-1	Piston ring set	Mercedes Benz 1 Cyl.	90,00 mm
08-176300-00	791047-00-1	Piston ring set	Mercedes Benz 1 Cyl.	90,00 mm
08-176307-00	791042-50-1	Piston ring set	Air Compressor 1 Cyl.	90,50 mm
08-176307-00	791047-50-1	Piston ring set	Mercedes Benz 1 Cyl.	90,50 mm
08-176311-00	791042-10-1	Piston ring set	Air Compressor 1 Cyl.	91,00 mm
08-176311-00	791047-10-1	Piston ring set	Mercedes Benz 1 Cyl.	91,00 mm
08-176700-00	791025-00-4	Piston ring set	Mercedes Benz 4 Cyl.	90,90 mm
08-176700-00	791026-00-5	Piston ring set	Mercedes Benz 5 Cyl.	90,90 mm
08-176700-10	791025-00-4	Piston ring set	Mercedes Benz 4 Cyl.	90,90 mm
08-176700-10	791026-00-5	Piston ring set	Mercedes Benz 5 Cyl.	90,90 mm
08-176707-00	791025-50-4	Piston ring set	Mercedes Benz 4 Cyl.	91,50 mm
08-176707-00	791026-50-5	Piston ring set	Mercedes Benz 5 Cyl.	91,50 mm
08-176707-10	791025-50-4	Piston ring set	Mercedes Benz 4 Cyl.	91,50 mm
08-176707-10	791026-50-5	Piston ring set	Mercedes Benz 5 Cyl.	91,50 mm
08-176800-10	791019-00-1	Piston ring set	Mercedes Benz 1 Cyl.	125,00 mm
08-176800-20	791019-00-1	Piston ring set	Mercedes Benz 1 Cyl.	125,00 mm
08-176900-10	791020-00-1	Piston ring set	Mercedes Benz 1 Cyl.	128,00 mm
08-176907-10	791020-50-1	Piston ring set	Mercedes Benz 1 Cyl.	128,50 mm
08-176911-10	791020-10-1	Piston ring set	Mercedes Benz 1 Cyl.	129,00 mm
08-177400-00	791043-00-1	Piston ring set	Mercedes Benz 1 Cyl.	94,00 mm
08-177800-00	791526-00-1	Piston ring set	KHD 1 Cyl.	120,00 mm
08-177807-00	791526-50-1	Piston ring set	KHD 1 Cyl.	120,50 mm
08-177811-00	791526-10-1	Piston ring set	KHD 1 Cyl.	121,00 mm
08-178200-00	791031-00-1	Piston ring set	Mercedes Benz / FAP-Famos 1 Cyl.	97,00 mm
08-178207-00	791044-00-1	Piston ring set	Mercedes Benz / FAP-Famos 1 Cyl.	97,50 mm
08-178800-10	791030-00-1	Piston ring set	Mercedes Benz / FAP-Famos 1 Cyl.	97,00 mm
08-178807-10	791030-10-1	Piston ring set	Mercedes Benz 1 Cyl.	98,00 mm
08-179300-10	791033-00-1	Piston ring set	Mercedes Benz / FAP-Famos 1 Cyl.	128,00 mm
08-179300-20	791033-00-1	Piston ring set	Mercedes Benz / FAP-Famos 1 Cyl.	128,00 mm
08-179400-00	791506-00-1	Piston ring set	KHD 1 Cyl.	100,00 mm
08-179407-00	791506-50-1	Piston ring set	KHD 1 Cyl.	100,50 mm
08-179411-00	791506-10-1	Piston ring set	KHD 1 Cyl.	101,00 mm
08-179500-00	791038-00-4	Piston ring set	Mercedes Benz 4 Cyl.	89,00 mm
08-179500-10	791038-00-4	Piston ring set	Mercedes Benz 4 Cyl.	89,00 mm
08-179507-10	791038-50-4	Piston ring set	Mercedes Benz 4 Cyl.	89,50 mm
08-179511-10	791038-10-4	Piston ring set	Mercedes Benz 4 Cyl.	90,00 mm
08-179700-10	791040-00-4	Piston ring set	Mercedes Benz 4 Cyl.	95,50 mm
08-179707-10	791040-50-4	Piston ring set	Mercedes Benz 4 Cyl.	96,00 mm
08-179711-10	791040-10-4	Piston ring set	Mercedes Benz 4 Cyl.	96,50 mm
08-181400-10	791038-00-4	Piston ring set	Mercedes Benz 4 Cyl.	89,00 mm
08-181407-10	791038-50-4	Piston ring set	Mercedes Benz 4 Cyl.	89,50 mm
08-181411-10	791038-10-4	Piston ring set	Mercedes Benz 4 Cyl.	90,00 mm
08-181700-00	791062-00-1	Piston ring set	Mercedes Benz 1 Cyl.	128,00 mm
08-182400-10	791094-00-4	Piston ring set	Mercedes Benz 4 Cyl.	95,50 mm
08-182407-10	791094-50-4	Piston ring set	Mercedes Benz 4 Cyl.	96,00 mm
08-182500-10	791303-00-1	Piston ring set	DAF 1 Cyl.	118,00 mm
08-183000-00	791049-00-6	Piston ring set	Mercedes Benz 6 Cyl.	88,50 mm
08-183007-00	791049-50-6	Piston ring set	Mercedes Benz 6 Cyl.	89,00 mm
08-183200-00	791035-00-4	Piston ring set	Mercedes Benz 4 Cyl.	87,00 mm
08-183200-00	791036-00-5	Piston ring set	Mercedes Benz 5 Cyl.	87,00 mm
08-183207-00	791035-50-4	Piston ring set	Mercedes Benz 4 Cyl.	87,50 mm
08-183207-00	791036-50-5	Piston ring set	Mercedes Benz 5 Cyl.	87,50 mm
08-183300-00	791048-00-1	Piston ring set	Mercedes Benz 1 Cyl.	87,00 mm
08-183307-00	791048-50-1	Piston ring set	Mercedes Benz 1 Cyl.	87,50 mm
08-202400-10	792209-00-2	Piston ring set	Fordson 2 Cyl.	111,76 mm
08-202400-10	792217-00-1	Piston ring set	Fordson 1 Cyl.	111,76 mm
08-206600-00	792114-00-4	Piston ring set	Ford 4 Cyl.	90,80 mm
08-206800-00	790257-00-1	Piston ring set	New Holland 1 Cyl.	100,00 mm
08-206800-00	792050-00-1	Piston ring set	Fiat-Iveco 1 Cyl.	100,00 mm
08-206800-40	790257-00-1	Piston ring set	New Holland 1 Cyl.	100,00 mm

VERGLEICHNUMMERN
CROSS-REFERENCE
FEDERAL MOGUL - SM

Federal cross ref.	SM Ref.:	Product Category	Manufacturer Type	Bore dia.
08-207000-00	795411-00-1	Piston ring set	Marelli / Fiat 1 Cyl. Air-Komp	70,00 mm
08-207200-00	792051-00-1	Piston ring set	Fiat / UTB 1 Cyl.	95,00 mm
08-207500-00	792067-00-1	Piston ring set	Fiat 1 Cyl.	110,00 mm
08-207600-00	792024-00-4	Piston ring set	Alfa / Fiat / Lancia / Seat 4 Cyl.	84,00 mm
08-207800-10	790256-00-1	Piston ring set	New Holland 1 Cyl.	137,00 mm
08-207800-10	792044-00-1	Piston ring set	Fiat-Iveco 1 Cyl.	137,00 mm
08-207800-30	790256-00-1	Piston ring set	New Holland 1 Cyl.	137,00 mm
08-207800-30	792065-00-1	Piston ring set	Fiat 1 Cyl.	137,00 mm
08-209200-00	795150-00-1	Piston ring set	Volvo 1 Cyl.	104,77 mm
08-209700-00	792045-00-4	Piston ring set	Fiat 4 Cyl.	86,40 mm
08-209708-00	792045-60-4	Piston ring set	Fiat 4 Cyl.	87,00 mm
08-214100-00	792118-00-4	Piston ring set	Ford 4 Cyl.	80,00 mm
08-214400-10	792060-00-4	Piston ring set	Fiat / Citroen / Renault / Seat 4 Cyl.	93,00 mm
08-214500-10	792052-00-4	Piston ring set	Fiat / Alfa / Iveco / Renault / RVI / Seat 4 Cyl.	93,00 mm
08-214500-10	794015-00-4	Piston ring set	RVI 4 Cyl.	93,00 mm
08-215200-10	792056-00-4	Piston ring set	Fiat 4 Cyl.	76,00 mm
08-215206-10	792056-60-4	Piston ring set	Fiat 4 Cyl.	76,60 mm
08-215300-10	792024-00-4	Piston ring set	Alfa / Fiat / Lancia / Seat 4 Cyl.	84,00 mm
08-215500-10	792119-00-4	Piston ring set	Ford 4 Cyl.	80,00 mm
08-215507-10	792119-50-4	Piston ring set	Ford 4 Cyl.	80,50 mm
08-227700-00	797616-00-4	Piston ring set	Honda 4 Cyl.	77,00 mm
08-227700-00	797642-00-4	Piston ring set	Honda 4 Cyl.	77,00 mm
08-241300-00	792703-00-1	Piston ring set	IHC-Case 1 Cyl.	87,31 mm
08-243600-00	792706-00-1	Piston ring set	IHC 1 Cyl.	98,43 mm
08-244500-00	790254-00-2	Piston ring set	New Holland 2 Cyl.	104,00 mm
08-244500-00	792018-00-2	Piston ring set	Fiat / Iveco 2 Cyl.	104,00 mm
08-245200-00	790255-00-4	Piston ring set	New Holland 4 Cyl.	93,00 mm
08-245200-00	792001-00-4	Piston ring set	Fiat / Renault / Alfa 4 Cyl.	93,00 mm
08-245300-00	796001-00-1	Piston ring set	IFA 1 Cyl.	120,00 mm
08-247600-00	793523-00-4	Piston ring set	Isuzu / Opel / Vauxhall / Bedford 4 Cyl.	88,00 mm
08-247800-00	792020-00-1	Piston ring set	Fiat 1 Cyl.	104,00 mm
08-251000-00	795419-00-1	Piston ring set	Knorr 1 Cyl.	88,00 mm
08-267400-00	792650-00-1	Piston ring set	Lombardini 1 Cyl.	85,00 mm
08-267500-00	792652-00-1	Piston ring set	Lombardini 1 Cyl.	95,00 mm
08-267700-00	792655-00-1	Piston ring set	Lombardini 1 Cyl.	102,00 mm
08-269700-00	792802-00-1	Piston ring set	VZ 2101-07 / 4 Cyl. 76,00 mm	76,00 mm
08-269800-00	792803-00-1	Piston ring set	VZ 2101-07 / 4 Cyl. 79,00 mm	79,00 mm
08-269800-00	792803-00-4	Piston ring set	Lada 4 Cyl.	79,00 mm
08-269900-00	792804-00-1	Piston ring set	VZ 21083 / 4 Cyl. 82,00 mm	82,00 mm
08-269900-00	792804-00-4	Piston ring set	Lada 4 Cyl.	82,00 mm
08-269906-00	792804-40-1	Piston ring set	VZ 21083 / 4 Cyl. 82,40 mm	82,40 mm
08-269906-00	792804-40-4	Piston ring set	Lada 4 Cyl.	82,40 mm
08-269910-00	792804-80-1	Piston ring set	VZ 21083 / 4 Cyl. 82,80 mm	82,80 mm
08-269910-00	792804-80-4	Piston ring set	Lada 4 Cyl.	82,80 mm
08-270000-00	793723-00-4	Piston ring set	Peugeot/Fiat/Citroen/Rover/Lada/Suzuki 4 Cyl.	83,00 mm
08-270007-00	793723-50-4	Piston ring set	Peugeot/Fiat/Citroen/Rover/Lada 4 Cyl.	83,50 mm
08-273800-00	793213-00-1	Piston ring set	MWM 1 Cyl.	95,00 mm
08-279300-00	793118-00-1	Piston ring set	MAN 1 Cyl.	125,00 mm
08-279600-00	793203-00-1	Piston ring set	MWM 1 Cyl.	105,00 mm
08-280200-00	793107-00-1	Piston ring set	MAN 1 Cyl.	125,00 mm
08-280400-10	793108-00-1	Piston ring set	MAN 1 Cyl.	125,00 mm
08-282100-00	793116-00-1	Piston ring set	MAN 1 Cyl.	123,00 mm
08-283100-00	793120-00-1	Piston ring set	MAN 1 Cyl.	128,00 mm
08-283300-00	793103-00-2	Piston ring set	MAN 2 Cyl.	102,00 mm
08-285900-00	793132-00-1	Piston ring set	MAN 1 Cyl.	108,00 mm
08-287100-00	798807-00-4	Piston ring set	Mitsubishi 4 Cyl.	91,10 mm
08-287500-00	791050-00-6	Piston ring set	Mercedes Benz 6 Cyl.	89,90 mm
08-287500-00	791065-00-4	Piston ring set	Mercedes Benz / Ssang Yong 4 Cyl.	89,90 mm
08-289300-00	791083-00-1	Piston ring set	Mercedes Benz 1 Cyl.	102,00 mm
08-289400-00	793142-00-1	Piston ring set	MAN 1 Cyl.	128,00 mm
08-289600-00	791090-00-1	Piston ring set	Mercedes Benz 1 Cyl.	130,00 mm
08-294900-00	799011-00-4	Piston ring set	Nissan 4 Cyl.	76,00 mm
08-305300-10	793523-00-4	Piston ring set	Isuzu / Opel / Vauxhall / Bedford 4 Cyl.	88,00 mm

**VERGLEICHNUMMERN
CROSS-REFERENCE
FEDERAL MOGUL - SM**

Federal cross ref.	SM Ref.:	Product Category	Manufacturer Type	Bore dia.
08-305400-10	793527-00-4	Piston ring set	Opel / Bedford / Vauxhall 4 Cyl.	92,00 mm
08-305600-00	793529-00-4	Piston ring set	Opel / Vauxhall 4 Cyl.	80,00 mm
08-305900-10	793530-00-4	Piston ring set	Opel /Bedford /Vauxhall /Citroen /Renault 4 Cyl.	80,00 mm
08-306700-00	793533-00-4	Piston ring set	Opel / Bedford / Vauxhall 4 Cyl.	82,50 mm
08-306707-00	793533-50-4	Piston ring set	Opel / Bedford / Vauxhall 4 Cyl.	83,00 mm
08-306800-00	793535-00-4	Piston ring set	Opel / Isuzu / Daewoo-Chevrolet / Saab 4 Cyl.	86,00 mm
08-306900-00	793538-00-4	Piston ring set	Opel / Daewoo / Vauxhall 4 Cyl.	79,00 mm
08-307000-00	793503-00-4	Piston ring set	Opel / Isuzu / Vauxhall 4 Cyl.	76,00 mm
08-307000-00	793503-00-4	Piston ring set	Opel / Isuzu / Vauxhall 4 Cyl.	76,00 mm
08-307100-00	793526-00-4	Piston ring set	Opel / Vauxhall 4 Cyl.	77,60 mm
08-307200-00	793534-00-4	Piston ring set	Opel / Daewoo / Vauxhall 4 Cyl.	84,80 mm
08-307500-00	793501-00-4	Piston ring set	Opel / Vauxhall 4 Cyl.	72,00 mm
08-307600-00	793540-00-4	Piston ring set	Opel / Isuzu / Vauxhall 4 Cyl.	79,00 mm
08-307607-00	793540-50-4	Piston ring set	Opel / Isuzu / Vauxhall 4 Cyl.	79,50 mm
08-307700-00	793541-00-2	Piston ring set	Opel / Daewoo / Vauxhall 2 Cyl.	81,60 mm
08-307800-00	793551-00-4	Piston ring set	Opel / Vauxhall 4 Cyl.	79,00 mm
08-313100-00	793606-00-1	Piston ring set	Perkins 1 Cyl.	91,48 mm
08-314600-00	793624-00-1	Piston ring set	Perkins / Fap-Famos 1 Cyl.	91,48 mm
08-314900-10	793708-00-2	Piston ring set	Peugeot/ Ford/ Renault/ RVI/ Opel/ Volo/Aro 2 Cyl.	90,00 mm
08-315000-10	793620-00-2	Piston ring set	Perkins / Leyland / RVI / Volvo 2 Cyl.	98,48 mm
08-316900-00	793707-00-2	Piston ring set	Peugeot / Fiat / Citroen / Renault / Talbot 2 Cyl.	88,00 mm
08-317300-00	793701-00-4	Piston ring set	Citroen / Peugeot / Talbot 4 Cyl.	70,00 mm
08-318700-10	790022-00-4	Piston ring set	SSang Yong 4 Cyl.	94,00 mm
08-318700-10	793714-00-4	Piston ring set	DAF /Citroen /Ford /Peugeot /Aro /Ssangyong 4 Cyl.	94,00 mm
08-318700-10	793714-40-4	Piston ring set	Peugeot 4 Cyl.	94,40 mm
08-318706-10	793714-40-4	Piston ring set	Peugeot 4 Cyl.	94,40 mm
08-318900-00	793697-00-1	Piston ring set	Perkins 1 Cyl.	98,48 mm
08-318900-10	793626-00-2	Piston ring set	Chrysler / Leyland / Perkins 2 Cyl.	98,48 mm
08-319000-10	793627-00-1	Piston ring set	Perkins 1 Cyl.	98,48 mm
08-319400-00	793709-00-4	Piston ring set	Citroen / Peugeot 4 Cyl.	72,00 mm
08-320200-10	793718-00-4	Piston ring set	DAF / Ford / Peugeot / Ssang Yong / Talbot 4 Cyl.	94,00 mm
08-320400-10	794401-00-2	Piston ring set	Porsche 2 Cyl.	100,00 mm
08-320400-10	794413-00-1	Piston ring set	Porsche 1 Cyl.	100,00 mm
08-321500-00	793530-00-4	Piston ring set	Opel /Bedford /Vauxhall /Citroen /Renault 4 Cyl.	80,00 mm
08-321500-00	793722-00-4	Piston ring set	Peugeot / Citroen / Renault 4 Cyl.	80,00 mm
08-321500-00	793722-00-4	Piston ring set	Peugeot / Citroen / Renault 4 Cyl.	80,00 mm
08-321507-00	793722-50-4	Piston ring set	Peugeot 4 Cyl.	80,50 mm
08-322400-00	793724-00-4	Piston ring set	Peugeot / Citroen 4 Cyl.	83,00 mm
08-322700-00	793629-00-2	Piston ring set	Fiat / Iveco / Massey / Perkins 2 Cyl.	101,05 mm
08-323400-00	793725-00-4	Piston ring set	Peugeot / Citroen / Fiat 4 Cyl.	83,00 mm
08-323400-00	793765-00-4	Piston ring set	Citroen / Fiat / Peugeot	83,00 mm
08-323600-00	797603-00-4	Piston ring set	Honda 4 Cyl.	80,00 mm
08-324300-00	793613-00-2	Piston ring set	Perkins / Chrysler 2 Cyl.	100,00 mm
08-325400-00	795413-00-1	Piston ring set	Bosch / Scania 1 Cyl.	75,00 mm
08-325407-00	795413-50-1	Piston ring set	Bosch / Scania 1 Cyl.	75,50 mm
08-325500-00	793729-00-4	Piston ring set	Peugeot / Fiat / Citroen / Suzuki 4 Cyl.	83,00 mm
08-325600-00	793614-00-2	Piston ring set	Perkins 2 Cyl.	100,00 mm
08-325700-00	793705-00-4	Piston ring set	Peugeot 4 Cyl.	75,00 mm
08-325800-00	793726-00-4	Piston ring set	Peugeot / Citroen / Nissan / Rover 4 Cyl.	77,00 mm
08-326300-00	793740-00-4	Piston ring set	Peugeot / Fiat / Citroen / DAF 4 Cyl.	92,00 mm
08-333400-10	793807-00-4	Piston ring set	Renault / Dacia / DAF / Volvo 4 Cyl.	73,00 mm
08-333400-10	793826-00-4	Piston ring set	Renault 4 Cyl.	73,00 mm
08-333500-00	793809-00-4	Piston ring set	Renault / Dacia / Volvo 4 Cyl	76,00 mm
08-334200-00	793817-00-4	Piston ring set	Renault / Citroen / Peugeot / Talbot 4 Cyl.	75,00 mm
08-334200-00	794102-00-4	Piston ring set	Talbot 4 Cyl.	75,00 mm
08-334300-00	793818-00-4	Piston ring set	Renault 4 Cyl.	79,00 mm
08-334400-00	793733-00-4	Piston ring set	Peugeot 4 Cyl.	88,00 mm
08-335000-10	793827-00-4	Piston ring set	Renault / Volvo 4 Cyl.	78,00 mm
08-335800-00	794009-00-2	Piston ring set	RVI 2 Cyl.	102,00 mm
08-335900-00	790422-00-1	Piston ring set	RVI 1 Cyl.	135,00 mm
08-336300-00	793811-00-4	Piston ring set	Renault 4 Cyl.	88,00 mm
08-336400-00	793802-00-4	Piston ring set	Renault 4 Cyl.	75,80 mm
08-336500-00	793530-00-4	Piston ring set	Opel /Bedford /Vauxhall /Citroen /Renault 4 Cyl.	80,00 mm

**VERGLEICHSNUMMERN
CROSS-REFERENCE
FEDERAL MOGUL - SM**

Federal cross ref.	SM Ref.:	Product Category	Manufacturer Type	Bore dia.
08-336500-00	793722-00-4	Piston ring set	Peugeot / Citroen / Renault 4 Cyl.	80,00 mm
08-336500-00	793829-00-4	Piston ring set	Renault / Opel 4 Cyl.	80,00 mm
08-336507-00	793722-50-4	Piston ring set	Peugeot 4 Cyl.	80,50 mm
08-337000-00	793831-00-4	Piston ring set	Renault / Chrysler 4 Cyl.	86,00 mm
08-337100-00	793808-00-4	Piston ring set	Renault / Chrysler 4 Cyl.	86,00 mm
08-337300-00	793832-00-4	Piston ring set	Renault 4 Cyl.	74,00 mm
08-337400-00	793840-00-4	Piston ring set	Renault / Volvo 4 Cyl.	82,70 mm
08-337500-00	790421-00-1	Piston ring set	RVI 1 Cyl.	120,00 mm
08-337700-00	793846-00-4	Piston ring set	Renault 4 Cyl.	82,70 mm
08-347900-10	794011-00-1	Piston ring set	RVI 1 Cyl.	102,00 mm
08-349200-00	794601-00-4	Piston ring set	Seat 4 Cyl.	75,00 mm
08-361900-00	795504-00-1	Piston ring set	Steyr 1 Cyl.	100,00 mm
08-373800-00	790054-00-3	Piston ring set	Yanmar 3 Cyl.	92,00 mm
08-373800-00	799714-00-4	Piston ring set	Toyota / VW 4 Cyl.	92,00 mm
08-381100-00	795601-00-2	Piston ring set	UTB 2 Cyl.	108,00 mm
08-399500-10	795108-00-1	Piston ring set	Volvo 1 Cyl.	130,18 mm
08-399500-10	795108-00-2	Piston ring set	Volvo 2 Cyl.	130,18 mm
08-401000-00	795426-00-1	Piston ring set	Air Compressor 1 Cyl.	85,00 mm
08-403200-00	795406-00-1	Piston ring set	Westinghouse 1 Cyl.	60,00 mm
08-403600-00	795405-00-1	Piston ring set	Westinghouse 1 Cyl.	75,00 mm
08-404500-00	795403-00-1	Piston ring set	Westinghouse 1 Cyl.	90,00 mm
08-405200-00	795018-00-4	Piston ring set	VW 4 Cyl.	76,50 mm
08-405207-00	795018-50-4	Piston ring set	VW 4 Cyl.	77,01 mm
08-405211-00	795018-10-4	Piston ring set	VW 4 Cyl.	77,51 mm
08-405600-10	795113-00-1	Piston ring set	Volvo 1 Cyl.	130,18 mm
08-405600-20	795113-00-1	Piston ring set	Volvo 1 Cyl.	130,18 mm
08-406200-00	795035-00-4	Piston ring set	VW 4 Cyl.	75,00 mm
08-407700-10	795126-00-4	Piston ring set	Volvo 4 Cyl.	96,00 mm
08-408100-00	795127-00-4	Piston ring set	Volvo 4 Cyl.	96,00 mm
08-408400-00	795112-00-4	Piston ring set	Volvo 4 Cyl.	88,90 mm
08-408600-00	795408-00-2	Piston ring set	Westinghouse 2 Cyl.	63,50 mm
08-408700-00	795040-00-4	Piston ring set	VW 4 Cyl.	75,00 mm
08-420100-00	792040-00-1	Piston ring set	Fiat-Iveco 1 Cyl.	130,00 mm
08-420108-00	792040-60-1	Piston ring set	Fiat / Iveco 1 Cyl.	130,60 mm
08-420200-00	792041-00-1	Piston ring set	Fiat / Iveco 1 Cyl.	130,00 mm
08-420900-00	791285-00-1	Piston ring set	Mercedes Benz 1 Cyl.	130,00 mm
08-421000-00	795041-00-5	Piston ring set	VW / Audi / Volvo / Seat / Skoda 5 Cyl.	81,00 mm
08-421600-00	792007-00-4	Piston ring set	Fiat / Mitsubishi / Peugeot 4 Cyl.	95,80 mm
08-421700-00	791073-00-6	Piston ring set	Mercedes Benz 6 Cyl.	83,20 mm
08-421800-00	790740-00-2	Piston ring set	BMW 2 Cyl.	84,00 mm
08-422000-00	793854-00-4	Piston ring set	Renault / Opel / Nissan / Vauxhall 4 Cyl.	84,00 mm
08-422100-00	793639-00-2	Piston ring set	Perkins 2 Cyl.	100,00 mm
08-422200-00	790793-00-6	Piston ring set	BMW 6 Cyl.	80,00 mm
08-423000-00	793147-00-1	Piston ring set	MAN 1 Cyl.	120,00 mm
08-423400-00	792172-00-4	Piston ring set	Ford / Mazda / Volvo / Isuzu 4 Cyl.	87,50 mm
08-424000-00	793758-00-4	Piston ring set	Citroen/Fiat/Mazda/Mini/Peugeot/Suzuki/Volvo 4 Cyl	75,00 mm
08-425000-00	794014-00-4	Piston ring set	Fiat / RVI 4 Cyl.	93,00 mm
08-425300-00	790748-00-2	Piston ring set	BMW / VW 2 Cyl.	84,00 mm
08-425600-00	792096-00-4	Piston ring set	Fiat / Opel / Suzuki / Vauxhall 4 Cyl.	69,60 mm
08-425700-00	790748-00-2	Piston ring set	BMW / VW 2 Cyl.	84,00 mm
08-425800-00	793142-00-1	Piston ring set	MAN 1 Cyl.	128,00 mm
08-426100-00	792150-00-4	Piston ring set	Ford 4 Cyl.	76,00 mm
08-427000-00	791270-00-1	Piston ring set	Mercedes Benz 1 Cyl.	128,00 mm
08-427100-00	791252-00-3	Piston ring set	Mercedes Benz / Smart 3 Cyl.	66,50 mm
08-427300-00	790736-00-4	Piston ring set	BMW 4 Cyl.	85,00 mm
08-427400-00	791256-00-2	Piston ring set	Mercedes Benz 2 Cyl.	83,00 mm
08-427700-00	792068-00-4	Piston ring set	Citroen / Fiat / Ford / Jaguar / Peugeot 4 Cyl.	86,00 mm
08-427800-00	793559-00-4	Piston ring set	Opel 4 Cyl.	79,00 mm
08-428000-00	792037-00-1	Piston ring set	Fiat-Iveco 1 Cyl	135,00 mm
08-428600-00	793128-00-1	Piston ring set	MAN 1 Cyl.	120,00 mm
08-428700-00	791276-00-4	Piston ring set	Mercedes Benz 4 Cyl.	88,00 mm
08-429300-00	792082-00-4	Piston ring set	Alfa / Chrysler / Fiat / Lancia 4 Cyl.	79,50 mm
08-430000-00	791531-00-1	Piston ring set	KHD / Renault / Volvo 1 Cyl.	108,00 mm

**VERGLEICHNUMMERN
CROSS-REFERENCE
FEDERAL MOGUL - SM**

Federal cross ref.	SM Ref.:	Product Category	Manufacturer Type	Bore dia.
08-432200-00	790756-00-4	Piston ring set	BMW 4 Cyl.	84,00 mm
08-432300-00	795019-00-4	Piston ring set	Audi /Mitsubishi /Seat /Skoda /Volkswagen 4 Cyl.	81,00 mm
08-432300-10	795019-00-4	Piston ring set	Audi /Mitsubishi /Seat /Skoda /Volkswagen 4 Cyl.	81,00 mm
08-432400-00	793728-00-2	Piston ring set	Citroen / Jaguar / Land Rover / Peugeot 2 Cyl.	81,00 mm
08-432500-00	791316-00-1	Piston ring set	DAF 1 Cyl.	130,00 mm
08-432700-00	792021-00-2	Piston ring set	Fiat 2 Cyl.	104,00 mm
08-432800-00	793145-00-1		MAN 1 Cyl.	128,00 mm
08-433200-00	792095-00-4	Piston ring set	Alfa / Fiat / Lancia / Opel 4 Cyl.	72,00 mm
08-433600-00	793770-00-4	Piston ring set	Peugeot / Citroen / Ford / Toyota / Volvo 4 Cyl.	75,00 mm
08-433600-00	793770-50-4	Piston ring set	Peugeot / Citroen / Ford / Toyota / Volvo 4 Cyl.	75,50 mm
08-433900-00	795003-00-4	Piston ring set	VW 4 Cyl.	76,50 mm
08-433907-00	795003-50-4	Piston ring set	VW 4 Cyl.	77,00 mm
08-434100-00	792019-00-1	Piston ring set	Fiat 1 Cyl.	125,00 mm
08-434300-00	795024-00-6	Piston ring set	Audi 6 cyl.	83,00 mm
08-434800-00	795424-00-1	Piston ring set	Air compressor / Ford / MAN 1Cyl.	92,00 mm
08-435100-10	795057-00-2	Piston ring set	Audi / Seat / Skoda / Volkswagen 2 Cyl.	82,50 mm
08-435300-00	793559-00-4	Piston ring set	Opel 4 Cyl.	79,00 mm
08-436500-00	793509-00-4	Piston ring set	Alfa / Chrysler / Fiat / Opel / Suzuki / 4 Cyl.	83,00 mm
08-436700-00	791120-00-4	Piston ring set	Citroen/ Ford/ Jaguar/ Mitsubishi/ Peugeot 4 Cyl.	85,00 mm
08-437000-00	792174-00-4	Piston ring set	Ford 4 Cyl.	82,50 mm
08-438300-00	792013-00-4	Piston ring set	Alfa Romeo/Chrysler/Fiat/Lancia/Opel 4 Cyl.	72,00 mm
08-438600-00	793548-00-4	Piston ring set	Opel / Daewoo 4 Cyl.	76,50 mm
08-438800-00	790419-00-1	Piston ring set	RVI / Volvo 1 Cyl.	123,00 mm
08-439100-00	793772-00-2	Piston ring set	Citroen / Peugeot / Land Rover / Jaguar 2 Cyl.	84,00 mm
08-440100-00	799015-00-4	Piston ring set	Nissan / Mitsubishi 4 Cyl.	78,00 mm
08-500300-00	795179-00-1	Piston ring set	Volvo 1 Cyl.	144,00 mm
08-500500-00	795123-00-1	Piston ring set	Volvo 1 Cyl.	120,65 mm
08-500500-00	795123-00-2	Piston ring set	Volvo 2 Cyl.	120,65 mm
08-501300-00	795132-00-1	Piston ring set	Volvo 1 Cyl.	130,18 mm
08-501300-00	795132-00-2	Piston ring set	Volvo 2 Cyl.	130,18 mm
08-501500-00	795009-00-5	Piston ring set	Audi / Volvo /Volkswagen 5 Cyl.	81,00 mm
08-501507-00	795009-50-5	Piston ring set	Audi / Volvo / Volkswagen 5 Cyl.	81,50 mm
08-501600-00	795120-00-1	Piston ring set	Volvo 1 Cyl.	120,65 mm
08-501600-00	795120-00-2	Piston ring set	Volvo 2 Cyl.	120,65 mm
08-501600-00	795120-00-H0-2	Piston ring set	Volvo 2 Cyl.	120,65 mm
08-501700-00	795180-00-2	Piston ring set	Volvo 2 Cyl.	130,18 mm
08-501800-00	795052-00-2	Piston ring set	VW / Audi / Seat / Skoda 2 Cyl.	82,50 mm
08-501807-00	795057-50-2	Piston ring set	Audi / Seat / Skoda / Volkswagen 2 Cyl.	83,00 mm
08-501900-00	795036-00-4	Piston ring set	VW / Audi 4 Cyl.	81,00 mm
08-501907-00	795036-50-4	Piston ring set	VW / Audi 4 Cyl.	81,50 mm
08-502100-00	795110-00-1	Piston ring set	Volvo 1 Cyl.	83,00 mm
08-502200-00	795001-00-4	Piston ring set	VW 4 Cyl.	75,00 mm
08-502300-00	795036-10-4	Piston ring set	VW / Audi 4 Cyl.	82,00 mm
08-502400-00	795004-00-4	Piston ring set	VW 4 Cyl.	76,50 mm
08-502407-00	795004-50-4	Piston ring set	VW 4 Cyl.	77,00 mm
08-502600-00	795129-00-1	Piston ring set	Volvo 1 Cyl.	120,65 mm
08-502700-00	795130-00-1	Piston ring set	Volvo 1 Cyl.	104,77 mm
08-502700-00	795130-00-2	Piston ring set	Volvo 2 Cyl.	104,77 mm
08-502900-00	795069-00-4	Piston ring set	Audi / Seat / Skoda / Volkswagen 4 Cyl.	81,00 mm
08-502900-00	795074-00-4	Piston ring set	VW / Audi / Seat / Skoda 4 Cyl.	81,00 mm
08-520200-00	794014-00-4	Piston ring set	Fiat / RVI 4 Cyl.	93,00 mm
08-520500-00	790622-00-4	Piston ring set	Rover 4 Cyl.	75,00 mm
08-520800-00	790820-00-1	Piston ring set	Cummins 1 Cyl.	117,47 mm
08-522700-00	790623-00-4	Piston ring set	BLMC / Land Rover / Rover 4 Cyl.	80,00 mm
08-525100-00	793604-00-1	Piston ring set	Perkins / Fordson 1 Cyl.	91,48 mm
08-528300-00	792043-00-2	Piston ring set	Fiat 2 Cyl.	70,00 mm
08-529200-00	795436-00-1	Piston ring set	Air Compressor 1 Cyl.	82,00 mm
08-529300-00	792085-00-5	Piston ring set	Fiat 5 Cyl.	82,00 mm
08-702300-00	790417-00-1	Piston ring set	RVI 1 Cyl.	135,00 mm
08-702600-00	790716-00-4	Piston ring set	BMW 4 Cyl.	84,00 mm
08-702600-00	790717-00-6	Piston ring set	BMW 6 Cyl.	84,00 mm
08-702800-00	790707-00-6	Piston ring set	BMW 6 Cyl.	84,00 mm
08-704200-00	790703-00-4	Piston ring set	BMW 4 Cyl.	84,00 mm

**VERGLEICHSNUMMERN
CROSS-REFERENCE
FEDERAL MOGUL - SM**

Federal cross ref.	SM Ref.:	Product Category	Manufacturer Type	Bore dia.
08-704500-00	790701-00-2	Piston ring set	BMW / Opel / Rover / Vauxhall 2 Cyl.	80,00 mm
08-704500-00	790701-00-4	Piston ring set	BMW / BLMC / Opel / Rover 4 Cyl.	80,00 mm
08-704500-00	790720-00-6	Piston ring set	BMW 6 Cyl.	80,00 mm
08-704700-00	790705-00-4	Piston ring set	BMW 4 Cyl.	84,00 mm
08-704700-00	790708-00-6	Piston ring set	BMW 6 Cyl.	84,00 mm
08-704800-00	790722-00-4	Piston ring set	BMW 4 Cyl.	84,00 mm
08-704900-00	790719-00-6	Piston ring set	BMW 6 Cyl.	80,00 mm
08-705000-00	790702-00-6	Piston ring set	BMW 6 Cyl.	80,00 mm
08-705200-00	790721-00-6	Piston ring set	BMW 6 Cyl.	84,00 mm
08-740000-00	791044-00-1	Piston ring set	Mercedes Benz / FAP-Famos 1 Cyl.	97,50 mm
08-740007-00	791031-10-1	Piston ring set	Mercedes Benz 1 Cyl.	98,00 mm
08-740007-00	791044-50-1	Piston ring set	Mercedes Benz 1 Cyl.	98,00 mm
08-740400-00	791532-00-1	Piston ring set	KHD 1 Cyl.	128,00 mm
08-741000-00	791536-00-1	Piston ring set	KHD 1 Cyl.	95,00 mm
08-741100-00	791056-00-4	Piston ring set	Mercedes Benz 4 Cyl.	92,00 mm
08-741200-00	795418-00-2	Piston ring set	Westinghouse 2 Cyl.	85,00 mm
08-742500-00	795404-00-1	Piston ring set	Westinghouse 1 Cyl.	75,00 mm
08-742600-00	795420-00-1	Piston ring set	Knorr 1 Cyl.	88,00 mm
08-743100-00	791016-00-5	Piston ring set	Mercedes Benz / Ssang Yong 5 Cyl.	89,00 mm
08-743100-00	791059-00-1	Piston ring set	Mercedes Benz / Ssang Yong 1 Cyl.	89,00 mm
08-743100-00	791059-00-4	Piston ring set	Mercedes Benz / Ssang Yong 4 Cyl.	89,00 mm
08-743107-00	791016-50-5	Piston ring set	Mercedes Benz / Ssang Yong 5 Cyl.	89,50 mm
08-743107-00	791059-50-1	Piston ring set	Mercedes Benz / Ssang Yong 1 Cyl.	89,50 mm
08-743107-00	791059-50-4	Piston ring set	Mercedes Benz / Ssang Yong 4 Cyl.	89,50 mm
08-743120-00	791059-70-1	Piston ring set	Mercedes Benz / Ssang Yong 1 Cyl.	89,70 mm
08-743120-00	791059-70-4	Piston ring set	Mercedes Benz / Ssang Yong 4 Cyl.	89,70 mm
08-743200-00	791060-00-1	Piston ring set	Mercedes Benz 1 Cyl.	130,00 mm
08-743400-00	791312-00-1	Piston ring set	DAF 1 Cyl.	130,00 mm
08-744100-00	791538-00-1	Piston ring set	KHD 1 Cyl.	102,00 mm
08-744200-00	791540-00-1	Piston ring set	KHD 1 Cyl.	102,00 mm
08-744600-00	791539-00-1	Piston ring set	KHD 1 Cyl.	100,00 mm
08-744700-00	791534-00-1	Piston ring set	KHD 1 Cyl.	102,00 mm
08-744700-00	791561-00-1	Piston ring set	KHD 1 Cyl.	102,00 mm
08-780000-00	792126-00-4	Piston ring set	Ford 4 Cyl.	86,20 mm
08-781900-00	790258-00-1	Piston ring set	New Holland 1 Cyl.	100,00 mm
08-782000-00	790259-00-1	Piston ring set	New Holland 1 Cyl.	103,00 mm
08-782000-00	792049-00-1	Piston ring set	Fiat 1 Cyl.	103,00 mm
08-782700-00	792061-00-4	Piston ring set	Fiat 4 Cyl.	65,00 mm
08-783000-00	792033-00-1	Piston ring set	Fiat 1 Cyl.	137,00 mm
08-783300-00	793565-00-4	Piston ring set	Opel 4 Cyl.	93,00 mm
08-783500-00	792105-00-4	Piston ring set	Ford / Opel 4 Cyl.	82,50 mm
08-783600-00	792003-00-4	Piston ring set	Fiat 4 Cyl.	80,50 mm
08-783700-00	792009-00-4	Piston ring set	Citroen / Fiat / Lancia 4 Cyl.	86,40 mm
08-784100-00	792123-00-4	Piston ring set	Ford 4 Cyl.	68,70 mm
08-784200-00	792103-00-4	Piston ring set	Ford 4 Cyl.	86,00 mm
08-784800-00	792134-00-4	Piston ring set	Ford 4 Cyl.	93,67 mm
08-785000-00	792112-00-4	Piston ring set	Ford 4 Cyl.	74,00 mm
08-785007-00	792112-50-4	Piston ring set	Ford 4 Cyl.	74,50 mm
08-785200-00	792132-00-4	Piston ring set	Ford 4 Cyl.	82,50 mm
08-785300-00	790253-00-1	Piston ring set	New Holland 1 Cyl.	120,00 mm
08-785300-00	792028-00-2	Piston ring set	Fiat 2 Cyl.	120,00 mm
08-786300-00	792135-00-4	Piston ring set	Ford 4 Cyl.	76,00 mm
08-786700-00	792081-00-4	Piston ring set	Fiat 4 Cyl.	80,50 mm
08-787000-00	792074-00-1	Piston ring set	Fiat 1 Cyl.	82,00 mm
08-854700-00	792090-00-4	Piston ring set	Fiat / Opel / Renault / Peugeot / RVI 4 Cyl.	94,40 mm
08-960200-00	799413-00-4	Piston ring set	Suzuki 4 Cyl.	65,50 mm
08-960800-00	793914-00-1	Piston ring set	Scania 1 Cyl.	127,00 mm
08-960900-00	793913-00-1	Piston ring set	Scania 1 Cyl.	115,00 mm
08-961300-00	793914-00-1	Piston ring set	Scania 1 Cyl.	127,00 mm
08-961300-00	793914-00-2	Piston ring set	Scania 2 Cyl.	127,00 mm
08-962500-00	793916-00-1	Piston ring set	Scania 1 Cyl.	127,00 mm
08-962500-00	793916-00-2	Piston ring set	Scania 2 Cyl.	127,00 mm
08-963300-00	793920-00-4	Piston ring set	Saab 4 Cyl.	90,00 mm

**VERGLEICHNUMMERN
CROSS-REFERENCE
FEDERAL MOGUL - SM**

Federal cross ref.	SM Ref.:	Product Category	Manufacturer Type	Bore dia.
08-990100-00	795045-00-4	Piston ring set	VW / Audi / Seat / Skoda 4 Cyl.	79,50 mm
08-990100-00	795048-00-1	Piston ring set	VW / Ford / Audi / Seat / Skoda 1 Cyl.	79,50 mm
08-990107-00	795045-50-4	Piston ring set	VW / Audi / Seat / Skoda 4 Cyl.	80,00 mm
08-990107-00	795048-50-1	Piston ring set	VW / Ford / Audi 1 Cyl.	80,00 mm
08-990111-00	795045-10-4	Piston ring set	VW / Audi / Seat / Skoda 4 Cyl.	80,50 mm
08-990111-00	795048-10-1	Piston ring set	VW / Ford / Audi 1 Cyl.	80,50 mm
08-990500-00	793907-00-1	Piston ring set	Scania 1 Cyl.	127,00 mm
08-990500-00	793907-00-2	Piston ring set	Scania 2 Cyl.	127,00 mm
08-990707-00	795414-50-2	Piston ring set	Westinghouse 2 Cyl.	75,50 mm
08-991400-00	795053-00-4	Piston ring set	VW / Audi 4 Cyl.	82,50 mm
08-991407-00	795053-50-4	Piston ring set	VW / Audi 4 Cyl.	83,00 mm
1402090000	953706-4	Cylinder liner	Citroen / Ford / Mazda / Mini / Peugeot	Semi
1445081000	955165-1	Cylinder liner	Volvo	107,00 mm
14-451190-00	955161-2	Cylinder liner with seal set	Volvo / Renault	131,00 mm
15-260050-00	952008-1	Cylinder liner	Fiat / Iveco	135,00 mm
15-480090-00	954012-1	Cylinder liner	RVI	102,00 mm
15-480090-00	954012-2	Cylinder liner with seal set	RVI	102,00 mm
87-138400-30	802026-00-1	Piston	Fiat / Lancia	70,80 mm
87-138400-30	802026-00-1	Piston	Fiat / Lancia	70,80 mm
87-425606-00	802041-00-1	Piston	Alfa Romeo / Fiat / Lancia / Opel / Vauxhall	69,60 mm

**Vergleichsnummern Liste
Miscellaneous - SM**

**Cross reference list
Miscellaneous - SM**

**Liste d'équivalences
Miscellaneous - SM**

**Lista de intercambios
Miscellaneous - SM**

**VERGLEICHNUMMERN
CROSS-REFERENCE
MISCELLANEOUS - SM**

Miscell cross ref.	Type	SM Ref.:	Product Category	Manufacturer Type	Bore dia.
20199ZZ	NPR	799435-00-4	Piston ring set	Suzuki 4 Cyl.	78,00 mm
31019ZZ	NPR	799130-00-1	Piston ring set	Nissan 1 Cyl.	135,00 mm
7112780000	NPR	801083-00-1	Piston	Smart 599 ccm	63,50 mm
7112782500	NPR	801083-25-1	Piston	Smart 599 ccm	63,75 mm
7112785000	NPR	801083-50-1	Piston	Smart 599 ccm	64,00 mm
7112800000	NPR	801084-00-1	Piston	Smart 698 ccm	66,50 mm
7112802500	NPR	801084-25-1	Piston	Smart 698 ccm	66,75 mm
7112805000	NPR	801084-50-1	Piston	Smart 698 ccm	67,00 mm
7114010000	NPR	801401-00-1	Piston	Chevrolet / Daewoo	68,50 mm
7114010000	NPR	801401-00-1	Piston	Chevrolet / Daewoo	68,50 mm
7120850000	NPR	802026-00-1	Piston	Fiat / Lancia	70,80 mm
7120850000	NPR	802026-00-1	Piston	Fiat / Lancia	70,80 mm
7124490000	NPR	802416-00-1	Piston	Hyundai / Mitsubishi	91,10 mm
7124500000	NPR	802417-00-1	Piston	Hyundai / Mitsubishi	91,10 mm
7124510000	NPR	802409-00-1	Piston	Hyundai	91,10 mm
7124510000	NPR	802409-00-1	Piston	Hyundai	91,10 mm
7124540000	NPR	805304-00-1	Piston	Hyundai / Kia	67,00 mm
7124540000	NPR	805304-00-1	Piston	Hyundai / Kia	67,00 mm
7124550000	NPR	802406-00-1	Piston	Hyundai	66,00 mm
7124550000	NPR	802406-00-1	Piston	Hyundai	66,00 mm
7137700000	NPR	803751-00-1	Piston	Citroen / Peugeot	77,00 mm
7137700000	NPR	803751-00-1	Piston	Citroen / Peugeot	77,00 mm
7170380000	NPR	807002-00-1	Piston	Daihatsu / Toyota	72,00 mm
7170380000	NPR	807002-00-1	Piston	Daihatsu / Toyota	72,00 mm
71880700	NPR	808802-00-1	Piston	Hyundai / Mitsubishi	91,10 mm
7191580000	NPR	809101-00-1	Piston	Nissan	96,00 mm
7191670000	NPR	809103-00-1	Piston	Nissan	99,20 mm
7194130000	NPR	809402-00-1	Piston	Bedford / Suzuki / Vauxhall	65,50 mm
7194130000	NPR	809402-00-1	Piston	Bedford / Suzuki / Vauxhall	65,50 mm
7194135000	NPR	809402-50-1	Piston	Bedford / Suzuki / Vauxhall	66,00 mm
7194135000	NPR	809402-50-1	Piston	Bedford / Suzuki / Vauxhall	66,00 mm
7194150000	NPR	809401-00-1	Piston	Suzuki	68,50 mm
7194150000	NPR	809401-00-1	Piston	Suzuki	68,50 mm
7196820000	NPR	809601-00-1	Piston	Toyota	73,00 mm
7196820000	NPR	809601-00-1	Piston	Toyota	73,00 mm
7196860000	NPR	809602-00-1	Piston	Toyota	75,00 mm
7196860000	NPR	809602-00-1	Piston	Toyota	75,00 mm
7196860000	NPR	809603-00-1	Piston	Toyota	75,00 mm
7196860000	NPR	809603-00-1	Piston	Toyota	75,00 mm
7197330000	NPR	809705-00-1	Piston	Toyota	102,00 mm
7197420000	NPR	809704-00-1	Piston	Toyota	92,00 mm
7197420000	NPR	809704-00-1	Piston	Toyota	92,00 mm
7197510000	NPR	809703-00-1	Piston	Toyota	92,00 mm
7197510000	NPR	809703-00-1	Piston	Toyota	92,00 mm
7197540000	NPR	809706-00-1	Piston	Toyota	94,00 mm
7197580000	NPR	809707-00-1	Piston	Toyota	96,00 mm
7197590000	NPR	809702-00-1	Piston	Toyota	99,50 mm
7197600000	NPR	809701-00-1	Piston	Toyota	86,00 mm
7197600000	NPR	809701-00-1	Piston	Toyota	86,00 mm
7238020000	NPR	803846-00-1	Piston	Renault	75,80 mm
7238030000	NPR	813847-4	Assembly	Renault	75,80 mm
79-1400	NPR	791402-00-4	Piston ring set	Daewoo / Chevrolet / Renault 4 Cyl.	68,50 mm
7914000000	NPR	791402-00-3	Piston ring set	Daewoo 3 Cyl.	68,50 mm
7914090000	NPR	793521-00-4	Piston ring set	Chevrolet / Daewoo 4 Cyl.	69,70 mm
7924000000	NPR	795370-00-4	Piston ring set	Hyundai / Kia 4 Cyl.	67,00 mm
7924020000	NPR	792493-00-4	Piston ring set	Hyundai 4 Cyl.	71,00 mm
7924530000	NPR	797202-00-4	Piston ring set	Hyundai 4 Cyl.	66,00 mm
7924560000	NPR	797212-00-4	Piston ring set	Hyundai 4 Cyl	100,00 mm
7924570000	NPR	797215-00-4	Piston ring set	Hyundai 4 Cyl	104,00 mm
7953660000	NPR	795370-00-4	Piston ring set	Hyundai / Kia 4 Cyl.	67,00 mm
7970270000	NPR	797026-00-4	Piston ring set	Daihatsu 4 Cyl.	76,00 mm
7973430000	NPR	797342-00-1	Piston ring set	Hino / Kia 1 Cyl.	137,00 mm
7973450000	NPR	797342-00-1	Piston ring set	Hino / Kia 1 Cyl.	137,00 mm
7973540000	NPR	797353-00-1	Piston ring set	Hino 1 Cyl.	146,00 mm

VERGLEICHNUMMERN
CROSS-REFERENCE
MISCELLANEOUS - SM

Miscell cross ref.	Type	SM Ref.:	Product Category	Manufacturer Type	Bore dia.
7974220000	NPR	797421-00-1	Piston ring set	Hino 1 Cyl.	150,00 mm
7976000000	NPR	795011-00-4	Piston ring set	Audi/Kia /Honda /Hyundai /Seat / Skoda / VW 4 Cyl.	71,00 mm
7976090000	NPR	797611-00-4	Piston ring set	Honda 4 Cyl.	72,00 mm
7976160000	NPR	797642-00-4	Piston ring set	Honda 4 Cyl.	77,00 mm
7976440000	NPR	797624-00-4	Piston ring set	Honda 4 Cyl.	81,00 mm
7980360000	NPR	798108-00-2	Piston ring set	Isuzu 2 Cyl.	100,00 mm
7980390000	NPR	798108-00-2	Piston ring set	Isuzu 2 Cyl.	100,00 mm
7982030000	NPR	798224-00-2	Piston ring set	Komatsu 2 Cyl.	105,00 mm
7982210000	NPR	798220-00-2	Piston ring set	Komatsu 2 Cyl.	95,00 mm
7985010000	NPR	798657-00-4	Piston ring set	Mazda 4 Cyl.	86,00 mm
7985350000	NPR	798529-00-4	Piston ring set	Mazda 4 Cyl.	86,00 mm
7985520000	NPR	792172-00-4	Piston ring set	Ford / Mazda / Volvo / Isuzu 4 Cyl.	87,50 mm
7987460000	NPR	798745-00-4	Piston ring set	Mitsubishi 4 Cyl.	85,00 mm
7987630000	NPR	798740-00-4	Piston ring set	Mitsubishi 4 Cyl.	75,50 mm
7988070000	NPR	792454-00-4	Piston ring set	Hyundai / Mitsubishi 4 Cyl.	91,10 mm
7988210000	NPR	798877-00-1	Piston ring set	Mitsubishi 1 Cyl.	118,00 mm
7988390000	NPR	798867-00-4	Piston ring set	Mitsubishi 4 Cyl.	104,00 mm
7988440000	NPR	798877-00-1	Piston ring set	Mitsubishi 1 Cyl.	118,00 mm
7988780000	NPR	798877-00-1	Piston ring set	Mitsubishi 1 Cyl.	118,00 mm
7991290000	NPR	799127-00-1	Piston ring set	Nissan 1 Cyl.	135,00 mm
7991900000	NPR	799035-00-4	Piston ring set	Mitsubishi / Nissan 4 Cyl.	66,00 mm
7994020000	NPR	799430-00-4	Piston ring set	Suzuki 4 Cyl.	75,00 mm
7994280000	NPR	799429-00-4	Piston ring set	Suzuki 4 Cyl.	74,00 mm
7994330000	NPR	799434-00-3	Piston ring set	Suzuki 3 Cyl.	68,00 mm
7994370000	NPR	799441-00-4	Piston ring set	Suzuki 4 Cyl.	72,00 mm
7996090000	NPR	799608-00-4	Piston ring set	Toyota 4 Cyl.	75,00 mm
7996160000	NPR	799600-00-4	Piston ring set	Toyota 4 Cyl.	69,00 mm
7996300000	NPR	799628-00-4	Piston ring set	Toyota 4 Cyl.	81,00 mm
7996840000	NPR	799667-00-4	Piston ring set	Toyota 4 Cyl.	74,00 mm
7999260000	NPR	799736-00-4	Piston ring set	Toyota 4 Cyl.	86,00 mm
8904230000	NPR	790431-00-1	Piston ring set	RVI 1 Cyl.	123,00 mm
8904240000	NPR	790429-00-1	Piston ring set	RVI 1 Cyl.	123,85 mm
8904250000	NPR	790432-00-1	Piston ring set	RVI 1 Cyl.	123,00 mm
8908070000	NPR	790817-00-1	Piston ring set	Cummins 1 Cyl.	114,00 mm
8910355000	NPR	791035-50-4	Piston ring set	Mercedes Benz 4 Cyl.	87,50 mm
8910450000	NPR	791087-00-2	Piston ring set	Mercedes Benz 2 Cyl.	125,00 mm
8910550000	NPR	791090-00-1	Piston ring set	Mercedes Benz 1 Cyl.	130,00 mm
8911450000	NPR	793562-00-4	Piston ring set	Opel / Citroen / Peugeot / Saab / Isuzu 4 Cyl.	86,00 mm
8912510000	NPR	791251-00-3	Piston ring set	Mercedes Benz / Smart 3 Cyl.	66,50 mm
8912512500	NPR	791251-25-3	Piston ring set	Mercedes Benz / Smart 3 Cyl.	66,75 mm
8912515000	NPR	791251-50-3	Piston ring set	Mercedes Benz / Smart 3 Cyl.	67,00 mm
8912520000	NPR	791252-00-3	Piston ring set	Mercedes Benz / Smart 3 Cyl.	66,50 mm
8912690000	NPR	791272-00-4	Piston ring set	Mercedes Benz 4 Cyl.	82,00 mm
8912730000	NPR	791273-00-3	Piston ring set	Mercedes Benz / Smart 3 Cyl.	72,00 mm
8912740000	NPR	791077-00-4	Piston ring set	Mercedes Benz 4 Cyl.	88,00 mm
8912740000	NPR	791089-00-1	Piston ring set	Mercedes Benz 1 Cyl.	88,00 mm
8912745000	NPR	791089-50-1	Piston ring set	Mercedes Benz 1 Cyl.	88,50 mm
8912780000	NPR	791281-00-3	Piston ring set	Mercedes Benz / Smart 3 Cyl.	63,50 mm
8912782500	NPR	791281-25-3	Piston ring set	Mercedes Benz / Smart 3 Cyl.	63,75 mm
8912785000	NPR	791281-50-3	Piston ring set	Mercedes Benz / Smart 3 Cyl.	64,00 mm
8912790000	NPR	791282-00-3	Piston ring set	Mercedes Benz / Smart 3 Cyl.	66,50 mm
8912792500	NPR	791282-25-3	Piston ring set	Mercedes Benz / Smart 3 Cyl.	66,75 mm
8912795000	NPR	791282-50-3	Piston ring set	Mercedes Benz / Smart 3 Cyl.	67,00 mm
8912800000	NPR	791267-00-3	Piston ring set	Mercedes Benz / Smart 3 Cyl.	66,50 mm
8912802500	NPR	791267-25-3	Piston ring set	Mercedes Benz / Smart 3 Cyl.	66,75 mm
8912805000	NPR	791267-50-3	Piston ring set	Mercedes Benz / Smart 3 Cyl.	67,00 mm
8914020000	NPR	791402-00-4	Piston ring set	Daewoo / Chevrolet / Renault 4 Cyl.	68,50 mm
8914050000	NPR	791408-00-4	Piston ring set	Chevrolet /Daewoo / GM 4 Cyl.	76,50 mm
8914060000	NPR	793521-00-4	Piston ring set	Chevrolet / Daewoo 4 Cyl.	69,70 mm
8915470000	NPR	791562-00-1	Piston ring set	KHD 1 Cyl.	100,00 mm
8915620000	NPR	791554-00-2	Piston ring set	KHD 2 Cyl.	98,00 mm
8915630000	NPR	791569-00-2	Piston ring set	KHD 2 Cyl.	101,00 mm
8920170000	NPR	792802-00-4	Piston ring set	Lada 4 Cyl.	76,00 mm
8920190000	NPR	792071-00-4	Piston ring set	Alfa Romeo / Daewoo / Fiat / Lancia / Opel 4 Cyl.	69,60 mm

VERGLEICHNUMMERN
CROSS-REFERENCE
MISCELLANEOUS - SM

Miscell cross ref.	Type	SM Ref.:	Product Category	Manufacturer Type	Bore dia.
8920760000	NPR	792019-00-1	Piston ring set	Fiat 1 Cyl.	125,00 mm
8921610000	NPR	792161-00-4	Piston ring set	Ford 4 Cyl.	93,67 mm
8924010000	NPR	798770-00-4	Piston ring set	Mitsubishi / Hyundai 4 Cyl.	86,50 mm
8924950000	NPR	792610-00-1	Piston ring set	Hyundai / Kia 1 Cyl.	83,00 mm
8924955000	NPR	792610-50-1	Piston ring set	Hyundai / Kia 1 Cyl.	83,50 mm
8931260000	NPR	793141-00-1	Piston ring set	MAN 1 Cyl.	126,00 mm
8931360000	NPR	793147-00-1	Piston ring set	MAN 1 Cyl.	120,00 mm
8935100000	NPR	791413-00-4	Piston ring set	Chevrolet / Opel / Vauxhall 4 Cyl.	72,50 mm
8935170000	NPR	793511-00-4	Piston ring set	Opel / Saab 4 Cyl.	79,00 mm
8935350000	NPR	793554-00-6	Piston ring set	Chrysler / Opel 6 Cyl.	86,00 mm
8935700000	NPR	793580-00-4	Piston ring set	Opel / Chevrolet / Vauxhall 4 Cyl.	83,00 mm
8937280000	NPR	793788-00-2	Piston ring set	Jaguar 2 Cyl.	81,00 mm
8937610000	NPR	793772-00-2	Piston ring set	Citroen / Peugeot / Land Rover / Jaguar 2 Cyl.	84,00 mm
8937620000	NPR	793770-00-4	Piston ring set	Peugeot / Citroen / Ford / Toyota / Volvo 4 Cyl.	75,00 mm
8937620000	NPR	793770-50-4	Piston ring set	Peugeot / Citroen / Ford / Toyota / Volvo 4 Cyl.	75,50 mm
8937630000	NPR	793758-00-4	Piston ring set	Citroen/Fiat/Mazda/Mini/Peugeot/Suzuki/Volvo 4 Cyl	75,00 mm
8937660000	NPR	793776-00-4	Piston ring set	Citroen / Peugeot 4 Cyl.	85,00 mm
8937670000	NPR	793749-00-4	Piston ring set	Peugeot/ Fiat/ Citroen/ Suzuki/ Ford/ Volvo 4 Cyl.	85,00 mm
8937680000	NPR	791120-00-4	Piston ring set	Citroen/ Ford/ Jaguar/ Mitsubishi/ Peugeot 4 Cyl.	85,00 mm
8938520000	NPR	791143-00-4	Piston ring set	Citroen/Nissan/Opel/Peugeot/Renault/Vauxhall 4 Cyl	82,70 mm
8938570000	NPR	793854-00-4	Piston ring set	Renault / Opel / Nissan / Vauxhall 4 Cyl.	84,00 mm
8939110000	NPR	793911-00-1	Piston ring set	Scania 1 Cyl.	127,00 mm
8950130000	NPR	795098-00-4	Piston ring set	Audi / Volkswagen 4 Cyl.	81,00 mm
8950230000	NPR	795086-00-6	Piston ring set	Audi / VW / Skoda 6 Cyl.	78,30 mm
8950320000	NPR	795018-00-4	Piston ring set	VW 4 Cyl.	76,50 mm
8950321000	NPR	795018-10-4	Piston ring set	VW 4 Cyl.	77,51 mm
8950325000	NPR	795018-50-4	Piston ring set	VW 4 Cyl.	77,01 mm
8950600000	NPR	795057-00-2	Piston ring set	Audi / Seat / Skoda / Volkswagen 2 Cyl.	82,50 mm
8950605000	NPR	795057-50-2	Piston ring set	Audi / Seat / Skoda / Volkswagen 2 Cyl.	83,00 mm
8950700000	NPR	795096-00-4	Piston ring set	Volkswagen / Seat / Skoda 4 Cyl.	76,50 mm
8950705000	NPR	795096-50-4	Piston ring set	VW / Seat / Skoda 4 Cyl.	77,00 mm
8950820000	NPR	795095-00-4	Piston ring set	Audi / Volkswagen 4 Cyl.	84,50 mm
8950840000	NPR	795060-00-2	Piston ring set	VW / Audi 2 Cyl.	76,50 mm
8950845000	NPR	795060-50-2	Piston ring set	VW / Audi 2 Cyl.	77,00 mm
8951330000	NPR	795179-00-1	Piston ring set	Volvo 1 Cyl.	144,00 mm
8951350000	NPR	795178-00-1	Piston ring set	Volvo 1 Cyl.	144,00 mm
8951430000	NPR	795177-00-1	Piston ring set	Volvo 1 Cyl.	144,00 mm
8951580000	NPR	795176-00-1	Piston ring set	Volvo 1 Cyl.	107,00 mm
8951630000	NPR	790419-00-1	Piston ring set	RVI / Volvo 1 Cyl.	123,00 mm
8951630000	NPR	790432-00-1	Piston ring set	RVI 1 Cyl.	123,00 mm
8951640000	NPR	795161-00-1	Piston ring set	RVI / Volvo 1 Cyl.	131,00 mm
8952140000	NPR	795214-00-1	Piston ring set	VM 1 Cyl.	92,00 mm
8954220000	NPR	795403-00-1	Piston ring set	Westinghouse 1 Cyl.	90,00 mm
8958190000	NPR	795819-00-1	Piston ring set	Zetor Compressor 1 Cyl.	65,00 mm
9-3905-00	NPR	793562-00-4	Piston ring set	Opel / Citroen / Peugeot / Saab / Isuzu 4 Cyl.	86,00 mm
9-5086-00	NPR	795086-00-6	Piston ring set	Audi / VW / Skoda 6 Cyl.	78,30 mm
9-7205-00	NPR	797205-00-4	Piston ring set	Hyundai 4 Cyl.	75,50 mm
L16094BXD	NPR	957304-1	Cylinder liner	HINO	139,00 mm
L16512BW	NPR	957305-1	Cylinder liner	HINO	146,00 mm
L16512CAA	NPR	957302-1	Cylinder liner	HINO	146,00 mm
L16555-TB	NPR	957303-1	Cylinder liner	HINO	150,00 mm
SDG30002ZZ	NPR	797212-00-4	Piston ring set	Hyundai 4 Cyl	100,00 mm
SDG30005ZX	NPR	797215-00-4	Piston ring set	Hyundai 4 Cyl	104,00 mm
SDG30007ZZ	NPR	792494-00-1	Piston ring set	Hyundai 1 Cyl.	135,00 mm
SDG30009ZX	NPR	792454-00-4	Piston ring set	Hyundai / Mitsubishi 4 Cyl.	91,10 mm
SDG30022ZX	NPR	792451-00-4	Piston ring set	Hyundai 4 Cyl.	91,10 mm
SDG30048ZZ	NPR	792408-00-1	Piston ring set	Hyundai 1 Cyl.	133,00 mm
SDG30052ZZ	NPR	792497-00-4	Piston ring set	Hyundai 4 Cyl.	87,00 mm
SDH20018ZZ	NPR	797337-00-1	Piston ring set	Hino 1 Cyl.	130,00 mm
SDH20023ZX	NPR	797342-00-1	Piston ring set	Hino / Kia 1 Cyl.	137,00 mm
SDH20025ZX	NPR	797342-00-1	Piston ring set	Hino / Kia 1 Cyl.	137,00 mm
SDH20028ZZ	NPR	797342-00-1	Piston ring set	Hino / Kia 1 Cyl.	137,00 mm
SDH20052ZZ	NPR	797346-00-1	Piston ring set	Hino 1 Cyl.	139,00 mm
SDH20059ZX	NPR	797411-00-1	Piston ring set	Hino 1 Cyl.	137,00 mm

**VERGLEICHNUMMERN
CROSS-REFERENCE
MISCELLANEOUS - SM**

Miscell cross ref.	Type	SM Ref.:	Product Category	Manufacturer Type	Bore dia.
SDH20072ZY	NPR	797416-00-1	Piston ring set	Hino 1 Cyl.	139,00 mm
SDI 10141 ZZ	NPR	798080-00-4	Piston ring set	Isuzu 4 Cyl.	95,40 mm
SDI10057ZZ	NPR	798042-00-1	Piston ring set	Isuzu 1 Cyl.	102,00 mm
SDI10061ZX	NPR	798106-00-2	Piston ring set	Isuzu 2 Cyl.	100,00 mm
SDI10066ZY	NPR	798044-00-1	Piston ring set	Isuzu 1 Cyl.	102,00 mm
SDI10143ZZ	NPR	793503-00-4	Piston ring set	Opel / Isuzu / Vauxhall 4 Cyl.	76,00 mm
SDI10187ZZ	NPR	798154-00-4	Piston ring set	Isuzu 4 Cyl.	93,00 mm
SDI10188ZZ	NPR	798103-00-4	Piston ring set	Isuzu 4 Cyl.	95,40 mm
SDK04009ZZ	NPR	798224-00-2	Piston ring set	Komatsu 2 Cyl.	105,00 mm
SDK04010ZZ	NPR	798204-00-4	Piston ring set	Komatsu 4 Cyl.	105,00 mm
SDK04015ZZ	NPR	798214-00-1	Piston ring set	Komatsu 1 Cyl.	94,00 mm
SDK04016ZX	NPR	798222-00-2	Piston ring set	Komatsu 2 Cyl.	105,00 mm
SDK04017ZZ	NPR	798224-00-2	Piston ring set	Komatsu 2 Cyl.	105,00 mm
SDK04018ZX	NPR	798217-00-2	Piston ring set	Komatsu 2 Cyl.	95,00 mm
SDK04019ZZ	NPR	798218-00-2	Piston ring set	Komatsu 2 Cyl.	95,00 mm
SDK04022ZZ	NPR	798227-00-1	Piston ring set	Komatsu 1 Cyl.	125,00 mm
SDK04024ZZ	NPR	798220-00-2	Piston ring set	Komatsu 2 Cyl.	95,00 mm
SDK04025ZZ	NPR	798220-00-2	Piston ring set	Komatsu 2 Cyl.	95,00 mm
SDK04027ZX	NPR	798200-00-2	Piston ring set	Komatsu 2 Cyl.	102,00 mm
SDK04031ZZ	NPR	798229-00-4	Piston ring set	Komatsu 4 Cyl.	95,00 mm
SDK04032Z	NPR	798234-00-2	Piston ring set	Komatsu 2 Cyl.	95,00 mm
SDK30001ZZ	NPR	795360-00-4	Piston ring set	Kia 4 Cyl.	94,50 mm
SDK30006ZZ	NPR	798600-00-4	Piston ring set	Kia 4 Cyl.	86,00 mm
SDK30008ZZ	NPR	795363-00-4	Piston ring set	Kia 4 Cyl.	98,00 mm
SDK30009ZZ	NPR	795351-00-4	Piston ring set	KIA 4 Cyl.	93,00 mm
SDK30011ZX	NPR	798656-00-4	Piston ring set	Mazda / Kia 4 Cyl.	86,00 mm
SDK30023ZZ	NPR	797342-00-1	Piston ring set	Hino / Kia 1 Cyl.	137,00 mm
SDM31007ZX	NPR	798820-00-1	Piston ring set	Mitsubishi 1 Cyl.	110,00 mm
SDM31023ZY	NPR	798823-00-1	Piston ring set	Mitsubishi 1 Cyl.	125,00 mm
SDM31028ZZ	NPR	798830-00-1	Piston ring set	Mitsubishi 1 Cyl.	135,00 mm
SDM31038ZX	NPR	792454-00-4	Piston ring set	Hyundai / Mitsubishi 4 Cyl.	91,10 mm
SDM31051ZX	NPR	798877-00-1	Piston ring set	Mitsubishi 1 Cyl.	118,00 mm
SDM31075ZZ	NPR	798867-00-4	Piston ring set	Mitsubishi 4 Cyl.	104,00 mm
SDM31087Y	NPR	798853-00-1	Piston ring set	Mitsubishi 1 Cyl.	135,00 mm
SDM31104ZZ	NPR	798858-00-4	Piston ring set	Mitsubishi 4 Cyl.	82,70 mm
SDM31122ZZ	NPR	798874-00-1	Piston ring set	Mitsubishi 1 Cyl.	110,00 mm
SDM31138ZZ	NPR	797420-00-1	Piston ring set	Hino / Mitsubishi 1 Cyl.	146,00 mm
SDM31160ZZ	NPR	798700-00-4	Piston ring set	Mitsubishi 4 Cyl.	91,10 mm
SDN30133ZZ	NPR	799148-00-4	Piston ring set	Nissan 4 Cyl.	84,50 mm
SDN30164ZZ	NPR	798957-00-4	Piston ring set	Nissan 4 Cyl.	99,20 mm
SDN30165ZZ	NPR	799165-00-4	Piston ring set	Nissan 4 Cyl.	96,00 mm
SDN30180ZZ	NPR	799131-00-4	Piston ring set	Nissan 4 Cyl.	86,00 mm
SDN30182ZY	NPR	799191-00-4	Piston ring set	Nissan 4 Cyl.	89,00 mm
SDN30182ZZ	NPR	799191-00-4	Piston ring set	Nissan 4 Cyl.	89,00 mm
SDN30187ZZ	NPR	799158-00-6	Piston ring set	Nissan 6 Cyl.	96,00 mm
SDN31013ZY	NPR	799127-00-1	Piston ring set	Nissan 1 Cyl.	135,00 mm
SDN31014ZZ	NPR	799129-00-1	Piston ring set	Nissan 1 Cyl.	135,00 mm
SDN31018ZZ	NPR	799128-00-1	Piston ring set	Nissan 1 Cyl.	135,00 mm
SDN31031ZX	NPR	799122-00-1	Piston ring set	Nissan 1 Cyl.	110,00 mm
SDN31056ZZ	NPR	799158-00-4	Piston ring set	Nissan 4 Cyl.	96,00 mm
SDT10058ZZ	NPR	799716-00-4	Piston ring set	Toyota 4 Cyl.	95,00 mm
SDT10089ZZ	NPR	799714-00-4	Piston ring set	Toyota / VW 4 Cyl.	92,00 mm
SDT10096ZX	NPR	799736-00-4	Piston ring set	Toyota 4 Cyl.	86,00 mm
SDT10137ZY	NPR	799732-00-4	Piston ring set	Toyota 4 Cyl.	96,00 mm
SDT10154ZZ	NPR	799731-00-4	Piston ring set	Toyota 4 Cyl.	95,00 mm
SDT10155ZZ	NPR	799735-00-4	Piston ring set	Toyota 4 Cyl.	86,00 mm
SDT10155ZZ	NPR	799735-50-4	Piston ring set	Toyota 4 Cyl.	86,50 mm
SDT10157ZZ	NPR	799744-00-4	Piston ring set	Toyota 4 Cyl.	95,00 mm
SDT10159ZZ	NPR	799736-00-4	Piston ring set	Toyota 4 Cyl.	86,00 mm
SDT10167ZZ	NPR	799747-00-4	Piston ring set	Toyota 4 Cyl.	99,50 mm
SDT10175ZY	NPR	799745-00-4	Piston ring set	Toyota 4 Cyl.	96,00 mm
SDT10180ZZ	NPR	799742-00-4	Piston ring set	Toyota 4 Cyl.	92,00 mm
SDT10206ZZ	NPR	799930-00-4	Piston ring set	Toyota 4 Cyl.	82,20 mm
SDT20059ZY	NPR	798656-00-4	Piston ring set	Mazda / Kia 4 Cyl.	86,00 mm

**VERGLEICHNUMMERN
CROSS-REFERENCE
MISCELLANEOUS - SM**

Miscell cross ref.	Type	SM Ref.:	Product Category	Manufacturer Type	Bore dia.
SDT20061ZY	NPR	798652-00-4	Piston ring set	Mazda 4 Cyl.	93,00 mm
SDT20068ZZ	NPR	798657-00-4	Piston ring set	Mazda 4 Cyl.	86,00 mm
SEN30099ZZ	NPR	799059-00-4	Piston ring set	Nissan 4 Cyl.	80,50 mm
SJH20062ZZ	NPR	797353-00-1	Piston ring set	Hino 1 Cyl.	146,00 mm
SJH20069ZZ	NPR	797353-00-1	Piston ring set	Hino 1 Cyl.	146,00 mm
SJH20076ZY	NPR	797421-00-1	Piston ring set	Hino 1 Cyl.	150,00 mm
SJH20077ZZ	NPR	797420-00-1	Piston ring set	Hino / Mitsubishi 1 Cyl.	146,00 mm
SJI10062ZZ	NPR	798108-00-2	Piston ring set	Isuzu 2 Cyl.	100,00 mm
SJI10065ZZ	NPR	798045-00-2	Piston ring set	Isuzu 2 Cyl.	102,00 mm
SJI10073ZZ	NPR	798072-00-1	Piston ring set	Isuzu 1 Cyl.	145,00 mm
SJI10121ZZ	NPR	797936-00-4	Piston ring set	Isuzu 4 Cyl.	84,00 mm
SJT10070ZZ	NPR	799717-00-1	Piston ring set	Toyota 1 Cyl.	95,00 mm
STD10152ZZ	NPR	799734-00-4	Piston ring set	Toyota 4 Cyl.	86,00 mm
STD10152ZZ	NPR	799734-50-4	Piston ring set	Toyota 4 Cyl.	86,50 mm
SWC10001ZZ	NPR	793554-00-6	Piston ring set	Chrysler / Opel 6 Cyl.	86,00 mm
SWD 10031 ZZ	NPR	797026-00-4	Piston ring set	Daihatsu 4 Cyl.	76,00 mm
SWD 10047 ZZ	NPR	797035-00-3	Piston ring set	Daihatsu 3 Cyl.	72,00 mm
SWD10041ZZ	NPR	797034-00-3	Piston ring set	Daihatsu 3 Cyl.	72,00 mm
SWD20002ZZ	NPR	791401-00-3	Piston ring set	Daewoo 3 Cyl.	68,50 mm
SWD20003ZZ	NPR	793548-00-1	Piston ring set	Opel / Daewoo 1 Cyl.	76,50 mm
SWD20004ZZ	NPR	793538-00-4	Piston ring set	Opel / Daewoo / Vauxhall 4 Cyl.	79,00 mm
SWD20005ZZ	NPR	791402-00-4	Piston ring set	Daewoo / Chevrolet / Renault 4 Cyl.	68,50 mm
SWD20011ZZ	NPR	791402-00-3	Piston ring set	Daewoo 3 Cyl.	68,50 mm
SWD20012ZZ	NPR	793549-00-4	Piston ring set	Opel / Saab / Daewoo / Chevrolet / Vauxhall 4 Cyl.	80,50 mm
SWF20032ZZ	NPR	799208-00-4	Piston ring set	Subaru 4 Cyl.	83,00 mm
SWF30001ZZ	NPR	790118-00-4	Piston ring set	Alfa Romeo / Ford 4 Cyl.	83,00 mm
SWF30003ZZ	NPR	792175-00-6	Piston ring set	Ford 6 Cyl.	82,50 mm
SWF30016ZZ	NPR	792176-00-6	Piston ring set	Ford 6 Cyl.	89,00 mm
SWF30017ZZ	NPR	792171-00-4	Piston ring set	Ford 4 Cyl.	82,00 mm
SWG10026ZZ	NPR	791403-00-4	Piston ring set	Daewoo/GM 4 Cyl.	77,90 mm
SWG10029ZZ	NPR	793538-00-4	Piston ring set	Opel / Daewoo / Vauxhall 4 Cyl.	79,00 mm
SWG10030ZZ	NPR	791408-00-4	Piston ring set	Chevrolet /Daewoo / GM 4 Cyl.	76,50 mm
SWG10033ZZ	NPR	793521-00-4	Piston ring set	Chevrolet / Daewoo 4 Cyl.	69,70 mm
SWG10035ZZ	NPR	793549-00-4	Piston ring set	Opel / Saab / Daewoo / Chevrolet / Vauxhall 4 Cyl.	80,50 mm
SWG10041ZZ	NPR	793546-00-4	Piston ring set	Opel / GM	75,00 mm
SWG30016ZZ	NPR	792452-00-4	Piston ring set	Hyundai 4 Cyl.	71,50 mm
SWG30017ZX	NPR	798751-00-4	Piston ring set	Hyundai 4 Cyl.	75,50 mm
SWG30017ZZ	NPR	797205-00-4	Piston ring set	Hyundai 4 Cyl.	75,50 mm
SWG30018ZZ	NPR	797202-00-4	Piston ring set	Hyundai 4 Cyl.	66,00 mm
SWG30019ZZ	NPR	792464-00-4	Piston ring set	Hyundai 4 Cyl.	75,50 mm
SWG30020ZZ	NPR	792450-00-4	Piston ring set	Hyundai 4 Cyl.	67,00 mm
SWG30022ZZ	NPR	792461-00-4	Piston ring set	Hyundai / Mitsubishi 4 Cyl.	71,00 mm
SWG30023ZZ	NPR	792462-00-4	Piston ring set	Hyundai / Daewoo 4 Cyl.	75,50 mm
SWG30025 ZZ	NPR	792459-00-4	Piston ring set	Hyundai 4 Cyl.	77,40 mm
SWG30026ZZ	NPR	792468-00-4	Piston ring set	Hyundai 4 Cyl.	85,00 mm
SWG30027ZZ	NPR	792469-00-4	Piston ring set	Hyundai 4 Cyl.	85,00 mm
SWG30028ZY	NPR	792458-00-4	Piston ring set	Hyundai 4 Cyl.	82,00 mm
SWG30030ZZ	NPR	792460-00-4	Piston ring set	Hyundai 4 Cyl.	76,50 mm
SWG30031ZZ	NPR	792455-00-4	Piston ring set	Hyundai 4 Cyl.	67,00 mm
SWG30032ZZ	NPR	792465-00-4	Piston ring set	Hyundai 4 Cyl.	81,50 mm
SWG30034ZZ	NPR	792477-00-4	Piston ring set	Hyundai 4 Cyl.	76,50 mm
SWG30035ZZ	NPR	792478-00-4	Piston ring set	Hyundai 4 Cyl.	75,50 mm
SWG30038ZZ	NPR	795370-00-4	Piston ring set	Hyundai / Kia 4 Cyl.	67,00 mm
SWG30046ZZ	NPR	792488-00-4	Piston ring set	Hyundai 4 Cyl.	77,00 mm
SWG30051ZZ	NPR	795370-00-4	Piston ring set	Hyundai / Kia 4 Cyl.	67,00 mm
SWG30058ZZ	NPR	792493-00-4	Piston ring set	Hyundai 4 Cyl.	71,00 mm
SWH 30363 ZZ	NPR	797626-00-4	Piston ring set	Honda 4 Cyl.	75,00 mm
SWH30158ZZ	NPR	797616-00-4	Piston ring set	Honda 4 Cyl.	77,00 mm
SWH30158ZZ	NPR	797642-00-4	Piston ring set	Honda 4 Cyl.	77,00 mm
SWH30162ZZ	NPR	797611-00-4	Piston ring set	Honda 4 Cyl.	72,00 mm
SWH30183ZZ	NPR	797616-00-4	Piston ring set	Honda 4 Cyl.	77,00 mm
SWH30183ZZ	NPR	797642-00-4	Piston ring set	Honda 4 Cyl.	77,00 mm
SWH30184ZY	NPR	797631-00-4	Piston ring set	Honda 4 Cyl.	72,00 mm
SWH30219ZZ	NPR	797628-00-4	Piston ring set	Honda 4 Cyl.	72,00 mm

**VERGLEICHNUMMERN
CROSS-REFERENCE
MISCELLANEOUS - SM**

Miscell cross ref.	Type	SM Ref.:	Product Category	Manufacturer Type	Bore dia.
SWH30251ZZ	NPR	797617-00-4	Piston ring set	Honda 4 Cyl.	80,00 mm
SWH30362ZZ	NPR	797640-00-4	Piston ring set	Honda 4 Cyl.	75,00 mm
SWH30365ZZ	NPR	797635-00-4	Piston ring set	Honda 4 Cyl.	75,00 mm
SWH30369ZZ	NPR	797647-00-6	Piston ring set	Honda 6 Cyl.	84,00 mm
SWH30382ZZ	NPR	797636-00-4	Piston ring set	Honda 4 Cyl.	75,00 mm
SWH30423ZZ	NPR	797637-00-4	Piston ring set	Honda 4 Cyl.	75,00 mm
SWH30440ZZ	NPR	797638-00-4	Piston ring set	Honda 4 Cyl.	75,00 mm
SWH30445ZZ	NPR	797639-00-4	Piston ring set	Honda 4 Cyl.	75,00 mm
SWH30473ZZ	NPR	795011-00-4	Piston ring set	Audi/Kia /Honda /Hyundai /Seat / Skoda / VW 4 Cyl.	71,00 mm
SWH30474ZZ	NPR	797660-00-4	Piston ring set	Honda 4 Cyl.	73,00 mm
SWI10149ZZ	NPR	797926-00-4	Piston ring set	Isuzu 4 Cyl.	80,00 mm
SWI10195ZZ	NPR	797929-00-4	Piston ring set	Isuzu 4 Cyl.	89,00 mm
SWI10205ZX	NPR	793535-00-4	Piston ring set	Opel / Isuzu / Daewoo-Chevrolet / Saab 4 Cyl.	86,00 mm
SWI10206ZZ	NPR	793562-00-4	Piston ring set	Opel / Citroen / Peugeot / Saab / Isuzu 4 Cyl.	86,00 mm
SWK30017ZZ	NPR	798513-00-4	Piston ring set	Mazda / Kia 4 Cyl.	71,00 mm
SWK30019ZZ	NPR	795355-00-4	Piston ring set	Kia 4 Cyl.	75,50 mm
SWK30020ZZ	NPR	798520-00-4	Piston ring set	Mazda / Ford / Kia 4 Cyl.	78,00 mm
SWK30022ZZ	NPR	798535-00-4	Piston ring set	Mazda / Kia 4 Cyl.	86,00 mm
SWK30025ZZ	NPR	795356-00-6	Piston ring set	KIA 6 Zyl.	80,00 mm
SWK30026ZZ	NPR	798532-00-4	Piston ring set	Mazda / Kia 4 Cyl.	78,00 mm
SWK30027ZZ	NPR	795369-00-4	Piston ring set	Kia 4 Cyl.	78,00 mm
SWM 31076 ZZ	NPR	798740-00-4	Piston ring set	Mitsubishi 4 Cyl.	75,50 mm
SWM 31085 ZZ	NPR	798742-00-4	Piston ring set	Mitsubishi 4 Cyl.	81,00 mm
SWM 31127 ZZ	NPR	798766-00-4	Piston ring set	Mitsubishi 4 Cyl.	76,00 mm
SWM31009ZZ	NPR	798705-00-2	Piston ring set	Mitsubishi 2 Cyl.	70,00 mm
SWM31016ZZ	NPR	798711-00-4	Piston ring set	Mitsubishi / Hyundai 4 Cyl.	73,00 mm
SWM31024ZZ	NPR	798712-00-4	Piston ring set	Mitsubishi 4 Cyl.	73,00 mm
SWM31037ZZ	NPR	798735-00-4	Piston ring set	Mitsubishi / Hyundai 4 Cyl.	86,50 mm
SWM31045ZZ	NPR	798735-00-4	Piston ring set	Mitsubishi / Hyundai 4 Cyl.	86,50 mm
SWM31048ZZ	NPR	798745-00-4	Piston ring set	Mitsubishi 4 Cyl.	85,00 mm
SWM31062ZY	NPR	792461-00-4	Piston ring set	Hyundai / Mitsubishi 4 Cyl.	71,00 mm
SWM31071ZZ	NPR	798745-00-4	Piston ring set	Mitsubishi 4 Cyl.	85,00 mm
SWM31072ZZ	NPR	798747-00-4	Piston ring set	Mitsubishi 4 Cyl.	86,50 mm
SWM31079ZZ	NPR	798768-00-4	Piston ring set	Mitsubishi 4 Cyl.	81,00 mm
SWM31082ZX	NPR	798758-00-4	Piston ring set	Mitsubishi 4 Cyl.	71,00 mm
SWM31103ZZ	NPR	798752-00-4	Piston ring set	Mitsubishi 4 Cyl.	85,00 mm
SWM31116ZZ	NPR	798770-00-4	Piston ring set	Mitsubishi / Hyundai 4 Cyl.	86,50 mm
SWN30052ZZ	NPR	799011-00-4	Piston ring set	Nissan 4 Cyl.	76,00 mm
SWN30057ZY	NPR	799012-00-4	Piston ring set	Nissan 4 Cyl.	76,00 mm
SWN30095ZZ	NPR	799006-00-4	Piston ring set	Nissan 4 Cyl.	73,00 mm
SWN30104ZZ	NPR	799075-00-4	Piston ring set	Nissan 4 Cyl.	76,00 mm
SWN30110ZZ	NPR	799067-00-4	Piston ring set	Nissan 4 Cyl.	71,00 mm
SWN30128ZZ	NPR	799070-00-4	Piston ring set	Nissan 4 Cyl.	72,00 mm
SWN30130ZZ	NPR	799078-00-6	Piston ring set	Nissan 6 Cyl.	76,00 mm
SWN30135ZZ	NPR	799068-00-4	Piston ring set	Nissan 4 Cyl.	71,00 mm
SWN30142ZY	NPR	799083-00-4	Piston ring set	Nissan 4 Cyl.	80,00 mm
SWN30157ZZ	NPR	799195-00-6	Piston ring set	Nissan 6 Cyl.	78,00 mm
SWN30196ZZ	NPR	799015-00-4	Piston ring set	Nissan / Mitsubishi 4 Cyl.	78,00 mm
SWS20106ZZ	NPR	799413-00-4	Piston ring set	Suzuki 4 Cyl.	65,50 mm
SWS20120ZZ	NPR	799415-00-3	Piston ring set	Suzuki 3 Cyl.	68,50 mm
SWS20185ZZ	NPR	799429-00-4	Piston ring set	Suzuki 4 Cyl.	74,00 mm
SWS20186ZZ	NPR	799429-00-4	Piston ring set	Suzuki 4 Cyl.	74,00 mm
SWS20190ZZ	NPR	799430-00-4	Piston ring set	Suzuki 4 Cyl.	75,00 mm
SWS20196ZZ	NPR	799432-00-4	Piston ring set	Suzuki 4 Cyl.	78,00 mm
SWS20200ZZ	NPR	799434-00-3	Piston ring set	Suzuki 3 Cyl.	68,00 mm
SWS20205ZZ	NPR	799425-00-4	Piston ring set	Suzuki 4 Cyl.	71,00 mm
SWS20206ZZ	NPR	799434-00-4	Piston ring set	Suzuki 4 Cyl.	68,00 mm
SWS20216ZZ	NPR	799403-00-4	Piston ring set	Suzuki 4 Cyl.	84,00 mm
SWS20221ZZ	NPR	799440-00-3	Piston ring set	Suzuki 3 Cyl.	68,50 mm
SWT 10156 ZZ	NPR	799671-00-4	Piston ring set	Toyota 4 Cyl.	81,00 mm
SWT 20033ZZ	NPR	798512-00-4	Piston ring set	Mazda 4 Cyl.	73,00 mm
SWT 20063 ZZ	NPR	798532-00-4	Piston ring set	Mazda / Kia 4 Cyl.	78,00 mm
SWT 20066 ZZ	NPR	798536-00-4	Piston ring set	Mazda 4 Cyl.	83,00 mm
SWT 20078 ZZ	NPR	798538-00-4	Piston ring set	Mazda 4 Cyl.	83,00 mm

VERGLEICHNUMMERN
CROSS-REFERENCE
MISCELLANEOUS - SM

Miscell cross ref.	Type	SM Ref.:	Product Category	Manufacturer Type	Bore dia.
SWT 20080 ZZ	NPR	798542-00-4	Piston ring set	Mazda 4 Cyl.	78,00 mm
SWT10039ZZ	NPR	799618-00-2	Piston ring set	Toyota 2 Cyl.	80,00 mm
SWT10042ZY	NPR	799619-00-4	Piston ring set	Toyota 4 Cyl.	80,50 mm
SWT10068ZX	NPR	799687-00-4	Piston ring set	Toyota 4 Cyl.	76,00 mm
SWT10072ZX	NPR	799620-00-6	Piston ring set	Toyota 6 Cyl.	83,00 mm
SWT10073ZZ	NPR	799608-00-4	Piston ring set	Toyota 4 Cyl.	75,00 mm
SWT10079ZZ	NPR	799631-00-6	Piston ring set	Toyota 6 Cyl.	83,00 mm
SWT10088ZZ	NPR	799636-00-4	Piston ring set	Toyota 4 Cyl.	84,00 mm
SWT10101ZZ	NPR	799627-00-4	Piston ring set	Toyota 4 Cyl.	81,00 mm
SWT10108ZZ	NPR	799628-00-4	Piston ring set	Toyota 4 Cyl.	81,00 mm
SWT10109ZZ	NPR	799608-00-4	Piston ring set	Toyota 4 Cyl.	75,00 mm
SWT10119ZZ	NPR	799640-00-4	Piston ring set	Toyota 4 Cyl.	86,00 mm
SWT10128ZZ	NPR	799667-00-4	Piston ring set	Toyota 4 Cyl.	74,00 mm
SWT10141ZZ	NPR	799681-00-4	Piston ring set	Toyota 4 Cyl.	86,00 mm
SWT10142ZZ	NPR	799670-00-4	Piston ring set	Toyota 4 Cyl.	81,00 mm
SWT10143ZZ	NPR	799682-00-4	Piston ring set	Toyota 4 Cyl.	73,00 mm
SWT10164ZZ	NPR	799667-00-4	Piston ring set	Toyota 4 Cyl.	74,00 mm
SWT10181ZZ	NPR	799690-00-4	Piston ring set	Toyota 4 Cyl.	78,70 mm
SWT10183ZZ	NPR	799691-00-4	Piston ring set	Toyota 4 Cyl.	79,00 mm
SWT10201ZZ	NPR	799600-00-4	Piston ring set	Toyota 4 Cyl.	69,00 mm
SWT10211ZZ	NPR	799929-00-4	Piston ring set	Toyota 4 Cyl.	75,00 mm
SWT10219ZZ	NPR	799612-00-4	Piston ring set	Toyota / Daihatsu / Perodua 4 Cyl.	72,00 mm
SWT10223ZZ	NPR	799601-00-3	Piston ring set	Citroen /Daihatsu /Peugeot /Subaru /Toyota 3 Cyl.	71,00 mm
SWT20030ZZ	NPR	798549-00-4	Piston ring set	Mazda 4 Cyl.	80,00 mm
SWT20042ZZ	NPR	798526-00-4	Piston ring set	Mazda 4 Cyl.	80,00 mm
SWT20045ZZ	NPR	798518-00-4	Piston ring set	Mazda / Ford 4 Cyl.	77,00 mm
SWT20048ZZ	NPR	798529-00-4	Piston ring set	Mazda 4 Cyl.	86,00 mm
SWT20048ZZ	NPR	798535-00-4	Piston ring set	Mazda / Kia 4 Cyl.	86,00 mm
SWT20049ZZ	NPR	798523-00-4	Piston ring set	Mazda 4 Cyl.	78,00 mm
SWT20052ZZ	NPR	798513-00-4	Piston ring set	Mazda / Kia 4 Cyl.	71,00 mm
SWT20054ZZ	NPR	798527-00-4	Piston ring set	Mazda 4 Cyl.	81,00 mm
SWT20065ZZ	NPR	798529-00-4	Piston ring set	Mazda 4 Cyl.	86,00 mm
SWT20065ZZ	NPR	798535-00-4	Piston ring set	Mazda / Kia 4 Cyl.	86,00 mm
SWT20067ZZ	NPR	798541-00-6	Piston ring set	Mazda 6 Cyl.	75,00 mm
SWT20076ZZ	NPR	798548-00-4	Piston ring set	Mazda 4 Cyl.	96,00 mm
SWT20089ZZ	NPR	792172-00-4	Piston ring set	Ford / Mazda / Volvo / Isuzu 4 Cyl.	87,50 mm
SXN30060ZZ	NPR	799012-00-4	Piston ring set	Nissan 4 Cyl.	76,00 mm
SXN30060ZZ	NPR	799076-00-4	Piston ring set	Nissan 4 Cyl.	76,00 mm
SXT10041ZZ	NPR	799618-00-2	Piston ring set	Toyota 2 Cyl.	80,00 mm
SXT20009ZZ	NPR	798507-00-4	Piston ring set	Mazda 4 Cyl.	70,00 mm
TCC-G-0036	NPR	792493-00-4	Piston ring set	Hyundai 4 Cyl.	71,00 mm
TCC-G-0071	NPR	798730-00-6	Piston ring set	Mitsubishi 6 Cyl.	81,00 mm
TCC-G-0081	NPR	797610-00-3	Piston ring set	Honda 3 Cyl.	66,00 mm
TCC-G-0082	NPR	799601-00-3	Piston ring set	Citroen /Daihatsu /Peugeot /Subaru /Toyota 3 Cyl.	71,00 mm
TCC-G-0105	NPR	795011-00-4	Piston ring set	Audi/Kia /Honda /Hyundai /Seat / Skoda / VW 4 Cyl.	71,00 mm
TCC-G-0115	NPR	799440-00-3	Piston ring set	Suzuki 3 Cyl.	68,50 mm
TCC-J-0002	NPR	798707-00-4	Piston ring set	Citroen / Mitsubishi 4 Cyl.	75,00 mm
YDM31033ZZ	NPR	798877-00-1	Piston ring set	Mitsubishi 1 Cyl.	118,00 mm
40404310	PC	793704-00-4	Piston ring set	Peugeot 4 Cyl.	84,00 mm
40430410U	PC	790433-00-1	Piston ring set	RVI 1 Cyl.	120,00 mm
40433490U	PC	793801-00-4	Piston ring set	Renault 4 Cyl.	71,50 mm
40435010U	PC	791312-00-1	Piston ring set	DAF 1 Cyl.	130,00 mm
40436130	PC	793614-00-2	Piston ring set	Perkins 2 Cyl.	100,00 mm
40436750U	PC	798513-00-4	Piston ring set	Mazda / Kia 4 Cyl.	71,00 mm
41832990U	PC	793738-00-4	Piston ring set	Peugeot / Citroen / Talbot 4 Cyl.	75,00 mm
41837670	PC	798030-00-4	Piston ring set	Isuzu 4 Cyl.	93,00 mm
47901770	PC	795052-00-2	Piston ring set	VW / Audi / Seat / Skoda 2 Cyl.	82,50 mm
47901880	PC	795086-00-6	Piston ring set	Audi / VW / Skoda 6 Cyl.	78,30 mm
47902140	PC	795041-00-5	Piston ring set	VW / Audi / Volvo / Seat / Skoda 5 Cyl.	81,00 mm
47902260	PC	793145-00-1		MAN 1 Cyl.	128,00 mm
47903560	PC	793559-00-4	Piston ring set	Opel 4 Cyl.	79,00 mm
47904070	PC	795077-00-4	Piston ring set	Audi / Seat / Skoda / VW 4 Cyl.	76,50 mm
47904460	PC	795137-00-5	Piston ring set	Volvo 5 Cyl.	83,00 mm
47904490	PC	795136-00-6	Piston ring set	Volvo 6 Cyl.	81,00 mm

VERGLEICHNUMMERN
CROSS-REFERENCE
MISCELLANEOUS - SM

Miscell cross ref.	Type	SM Ref.:	Product Category	Manufacturer Type	Bore dia.
47904590	PC	795152-00-1	Piston ring set	Volvo 1 Cyl.	83,00 mm
47904600	PC	795159-00-1	Piston ring set	Volvo 1 Cyl.	120,00 mm
47904720	PC	793752-00-4	Piston ring set	Peugeot / Citroen 4 Cyl.	78,50 mm
47904910	PC	793914-00-1	Piston ring set	Scania 1 Cyl.	127,00 mm
47905440	PC	791307-00-1	Piston ring set	DAF 1 Cyl.	130,00 mm
47905490	PC	793451-00-1	Piston ring set	John Deere 1 Cyl.	106,50 mm
47906420	PC	792454-00-4	Piston ring set	Hyundai / Mitsubishi 4 Cyl.	91,10 mm
47906640	PC	793137-00-1	Piston ring set	MAN 1 Cyl.	130,00 mm
47906720	PC	798956-00-6	Piston ring set	Nissan 6 Cyl.	96,00 mm
47906720	PC	799165-00-4	Piston ring set	Nissan 4 Cyl.	96,00 mm
47906950	PC	791260-00-6	Piston ring set	Mercedes Benz 6 Cyl.	92,90 mm
47907160	PC	795003-00-4	Piston ring set	VW 4 Cyl.	76,50 mm
47907161	PC	795003-50-4	Piston ring set	VW 4 Cyl.	77,00 mm
47907860	PC	790411-00-1	Piston ring set	RVI 1 Cyl.	135,00 mm
47908120	PC	792481-00-4	Piston ring set	Hyundai / Kia 4 Cyl.	91,00 mm
47908200	PC	790755-00-4	Piston ring set	BMW 4 Cyl.	77,00 mm
47908200	PC	793775-00-4	Piston ring set	Peugeot/ Citroen 4 Cyl.	77,00 mm
47908200	PC	793775-50-4	Piston ring set	Peugeot / Citroen 4 Cyl.	77,50 mm
47908240	PC	791271-00-2	Piston ring set	Mercedes Benz 2 Cyl.	102,00 mm
47908540	PC	790756-00-4	Piston ring set	BMW 4 Cyl.	84,00 mm
47908720	PC	794415-00-2	Piston ring set	Porsche 2 Cyl.	85,50 mm
52057480	PC	803703-00-1	Piston	Peugeot	83,00 mm
52057480	PC	803703-00-1	Piston	Peugeot	83,00 mm
52057481	PC	803703-50-1	Piston	Peugeot	83,50 mm
52057481	PC	803703-50-1	Piston	Peugeot	83,50 mm
52077480	PC	803702-00-1	Piston	Peugeot	80,00 mm
52078280	PC	803709-00-1	Piston	Peugeot	83,00 mm
52078280	PC	803720-00-1	Piston	Peugeot	83,00 mm
52924480	PC	803706-00-1	Piston	Peugeot	94,00 mm
52924480	PC	803706-00-1	Piston	Peugeot	94,00 mm
52924481	PC	803706-40-1	Piston	Peugeot	94,40 mm
52924481	PC	803706-40-1	Piston	Peugeot	94,40 mm
53053280	PC	803729-00-1	Piston	Citroen / Renault	88,01 mm
53241280	PC	803724-00-1	Piston	Citroen / Fiat /Peugeot	88,00 mm
53522480	PC	803828-00-1	Piston	Renault	86,00 mm
55072280	PC	803731-00-1	Piston	Citroen / Fiat / Peugeot	86,00 mm
55072280	PC	803731-00-1	Piston	Citroen / Fiat / Peugeot	86,00 mm
55072280	PC	803731-40-1	Piston	Citroen / Fiat / Peugeot	86,50 mm
55072280	PC	803731-40-1	Piston	Citroen / Fiat / Peugeot	86,50 mm
56000180	PC	802021-00-1	Piston	Fiat / Opel / Suzuki	69,60 mm
56000180	PC	802021-00-1	Piston	Fiat / Opel / Suzuki	69,60 mm
5600018C	PC	802021-40-1	Piston	Fiat / Opel / Suzuki	70,00 mm
5600018C	PC	802021-40-1	Piston	Fiat / Opel / Suzuki	70,00 mm
56000380	PC	802026-00-1	Piston	Fiat / Lancia	70,80 mm
56000380	PC	802026-00-1	Piston	Fiat / Lancia	70,80 mm
56002680	PC	802023-00-1	Piston	Fiat/Alfa/Lancia/Opel/Saab/Suzuki/Vauxhall	82,00 mm
56002680	PC	802023-00-1	Piston	Fiat/Alfa/Lancia/Opel/Saab/Suzuki/Vauxhall	82,00 mm
5600268C	PC	802023-40-1	Piston	Fiat/Alfa/Lancia/Opel/Saab/Suzuki/Vauxhall	82,40 mm
5600268C	PC	802023-40-1	Piston	Fiat/Alfa/Lancia/Opel/Saab/Suzuki/Vauxhall	82,40 mm
56002881	PC	805033-50-1	Piston	Audi / Seat / Skoda / Volkswagen	77,01 mm
56002881	PC	805033-50-1	Piston	Audi / Seat / Skoda / Volkswagen	77,01 mm
56003080	PC	803832-00-1	Piston	Dacia / Renault	79,50 mm
56003680	PC	805143-00-1	Piston	Volvo	120,00 mm
56008981	PC	805024-50-1	Piston	Seat / Skoda / Volkswagen	80,01 mm
56009181	PC	805025-50-1	Piston	Seat / Skoda / Volkswagen	80,01 mm
56009580	PC	805036-00-1	Piston	Skoda / Volkswagen	76,51 mm
56011980	PC	802036-00-1	Piston	Fiat / Lancia	70,00 mm
56011980	PC	802036-00-1	Piston	Fiat / Lancia	70,00 mm
56016480	PC	802022-00-1	Piston	Fiat / Lancia	70,80 mm
56016480	PC	802022-00-1	Piston	Fiat / Lancia	70,80 mm
56016480C	PC	802022-40-1	Piston	Fiat / Lancia	71,20 mm
56016480C	PC	802022-40-1	Piston	Fiat / Lancia	71,20 mm
56023280	PC	802050-00-1	Piston	Iveco	137,00 mm
56029680	PC	802030-00-1	Piston	Fiat / Iveco	125,00 mm

VERGLEICHNUMMERN
CROSS-REFERENCE
MISCELLANEOUS - SM

Miscell cross ref.	Type	SM Ref.:	Product Category	Manufacturer Type	Bore dia.
56038580	PC	803716-00-1	Piston	Citroen / Fiat / Peugeot / Talbot	93,00 mm
56038580	PC	803716-00-1	Piston	Citroen / Fiat / Peugeot / Talbot	93,00 mm
56038581	PC	803716-50-1	Piston	Citroen / Fiat / Peugeot / Talbot	93,50 mm
56038581	PC	803716-50-1	Piston	Citroen / Fiat / Peugeot / Talbot	93,50 mm
56038980	PC	803518-00-1	Piston	Opel / Vauxhall	73,40 mm
56039080	PC	803519-00-1	Piston	Opel / Vauxhall	73,40 mm
56039180	PC	803520-00-1	Piston	Opel / Vauxhall	73,40 mm
56039380	PC	803514-00-1	Piston	Opel / Vauxhall	79,00 mm
56039880	PC	803517-00-1	Piston	Opel / Vauxhall	72,50 mm
56043080	PC	801089-00-1	Piston	Mercedes Benz	102,00 mm
560470800	PC	805046-00-1	Piston	Audi / Ford / Seat / Skoda / Volkswagen	79,51 mm
56047180	PC	805047-00-1	Piston	Audi / Ford / Seat / Skoda / Volkswagen	79,51 mm
56047580	PC	805039-00-1	Piston	Audi / Seat / Skoda / Volkswagen	79,51 mm
56047680	PC	805040-00-1	Piston	Audi / Seat / Skoda / Volkswagen	79,51 mm
56062080	PC	802006-00-1	Piston	Citroen / Fiat	86,40 mm
56062080	PC	802006-00-1	Piston	Citroen / Fiat	86,40 mm
5606208C	PC	802006-40-1	Piston	Citroen / Fiat	86,80 mm
5606208C	PC	802006-40-1	Piston	Citroen / Fiat	86,80 mm
56062380	PC	802016-00-1	Piston	Fiat	94,40 mm
56062580	PC	802020-00-1	Piston	Fiat / Iveco	104,00 mm
56103480	PC	805144-00-1	Piston	Volvo	105,57 mm
56112980	PC	805163-00-1	Piston	Volvo	120,64 mm
56113580	PC	805161-00-1	Piston	Volvo	130,18 mm
56114180	PC	805164-00-1	Piston	Volvo	144,00 mm
56122480	PC	801010-00-1	Piston	Kompressor / Mercedes Benz	94,00 mm
56124980	PC	801043-00-1	Piston	Kompressor / MAN / Mercedes Benz	100,00 mm
56129580	PC	803150-00-1	Piston	MAN	128,00 mm
56131680	PC	803818-00-1	Piston	Nissan / Renault	80,00 mm
56131680	PC	803818-00-1	Piston	Nissan / Renault	80,00 mm
56133080	PC	803732-00-1	Piston	Peugeot	86,00 mm
56133180	PC	801515-00-1	Piston	Deutz	91,00 mm
56134880	PC	803719-00-1	Piston	Citroen / Fiat / Iveco / Lada / Peugeot / Suzuki	83,00 mm
56137780	PC	802032-00-1	Piston	Fiat / Iveco	135,00 mm
56138380	PC	803142-00-1	Piston	MAN	108,00 mm
56139980	PC	805029-00-1	Piston	Audi / Mitsubishi /Seat / Skoda / Volkswagen	81,01 mm
56143880	PC	801055-00-1	Piston	Mercedes Benz	92,90mm
56145580	PC	803102-00-1	Piston	MAN / Neoplan	126,00 mm
5614780	PC	803718-00-1	Piston	Peugeot	94,00 mm
56150880	PC	801087-00-1	Piston	Mercedes Benz	130,00 mm
56156480	PC	805118-00-1	Piston	Volvo	131,00 mm
56157980	PC	803829-00-1	Piston	Renault / Nissan	69,00 mm
56157980	PC	803829-00-1	Piston	Renault / Nissan	69,00 mm
59683680	PC	803807-00-1	Piston	Renault	80,00 mm
59683680	PC	803807-00-1	Piston	Renault	80,00 mm
59683681	PC	803807-50-1	Piston	Renault	80,50 mm
59683681	PC	803807-50-1	Piston	Renault	80,50 mm
59719480	PC	803726-00-1	Piston	Citroen / Nissan / Peugeot / Rover	77,00 mm
59719480	PC	803726-00-1	Piston	Citroen / Nissan / Peugeot / Rover	77,00 mm
59725480	PC	803707-00-1	Piston	Peugeot	92,00 mm
59743580	PC	805162-00-1	Piston	Volvo	130,18 mm
59801280	PC	803817-00-1	Piston	Renault / Nissan	69,00 mm
59801280	PC	803817-00-1	Piston	Renault / Nissan	69,00 mm
59801280	PC	803817-50-1	Piston	Renault / Nissan	69,50 mm
59801280	PC	803817-50-1	Piston	Renault / Nissan	69,50 mm
59811280	PC	803840-00-1	Piston	Dacia / Renault	80,00 mm
59811280	PC	803840-00-1	Piston	Dacia / Renault	80,00 mm
59811281	PC	803840-50-1	Piston	Dacia / Renault	80,50 mm
59811281	PC	803840-50-1	Piston	Dacia / Renault	80,50 mm
59813280	PC	803823-00-1	Piston	Renault / Opel / Nissan	80,01 mm
59813280	PC	803823-00-1	Piston	Renault / Opel / Nissan	80,01 mm
59813281	PC	803823-50-1	Piston	Renault / Opel / Nissan	80,51 mm
59813281	PC	803823-50-1	Piston	Renault / Opel / Nissan	80,51 mm
59816780	PC	803749-00-1	Piston	Citroen / Fiat / Lancia / Peugeot / Suzuki	85,00 mm
59816780	PC	803749-00-1	Piston	Citroen / Fiat / Lancia / Peugeot / Suzuki	85,00 mm

**VERGLEICHNUMMERN
CROSS-REFERENCE
MISCELLANEOUS - SM**

Miscell cross ref.	Type	SM Ref.:	Product Category	Manufacturer Type	Bore dia.
59816781	PC	803749-50-1	Piston	Citroen / Fiat / Lancia / Peugeot / Suzuki	85,50 mm
59816781	PC	803749-50-1	Piston	Citroen / Fiat / Lancia / Peugeot / Suzuki	85,50 mm
59817280	PC	803712-00-1	Piston	Peugeot	72,00 mm
59817280	PC	803712-00-1	Piston	Peugeot	72,00 mm
59818280	PC	803711-00-1	Piston	Peugeot	73,70 mm
59818280	PC	803711-00-1	Piston	Peugeot	73,70 mm
59818280	PC	803711-50-1	Piston	Peugeot	74,20 mm
59818280	PC	803711-50-1	Piston	Peugeot	74,20 mm
59819480	PC	803831-00-1	Piston	Renault	76,00 mm
59819480	PC	803831-00-1	Piston	Renault	76,00 mm
59819481	PC	803831-50-1	Piston	Renault	76,50 mm
59819481	PC	803831-50-1	Piston	Renault	76,50 mm
59825480	PC	803830-00-1	Piston	Renault / Nissan	76,00 mm
59825480	PC	803830-00-1	Piston	Renault / Nissan	76,00 mm
59831480	PC	802017-00-1	Piston	Fiat	94,40 mm
59836580	PC	803609-00-1	Piston	Perkins	100,00 mm
60474480	PC	953710-4	Cylinder liner	Citroen / Fiat / Iveco / Peugeot	semi
62366280	PC	953709-4	Cylinder liner	Citroen / Renault	88,01 mm
62370280	PC	953807-4	Cylinder liner	Renault	88,00 mm
63007280	PC	953712-4	Cylinder liner	Peugeot	72,00 mm
64000180	PC	955143-1	Cylinder liner	Volvo	120,00 mm
64003580	PC	955163-1	Cylinder liner	Volvo	120,64 mm
64004080	PC	951091-1	Cylinder liner	Kompressor MAN / Mercedes Benz	100,00 mm
64007180	PC	955144-1	Cylinder liner	Volvo	105,57 mm
64007180	PC	955144-2	Cylinder liner with seal set	Volvo	105,57 mm
64008780	PC	955164-1	Cylinder liner	Volvo	144,00 mm
64032680	PC	951010-1	Cylinder liner	Kompressor / Mercedes Benz	94,00 mm
64037580	PC	953706-4	Cylinder liner	Citroen / Ford / Mazda / Mini / Peugeot	Semi
64044080	PC	953103-1	Cylinder liner	MAN / Neoplan	126,00 mm
64044080	PC	953103-2	Cylinder liner with seal set	MAN / Neoplan	126,00 mm
64045080	PC	955162-1	Cylinder liner	Volvo / Renault	131,00 mm
64045080	PC	955162-2	Cylinder liner with seal set	Volvo / Renault	131,00 mm
64045180	PC	951097-1	Cylinder liner	Mercedes Benz	130,00 mm
64046280	PC	955161-1	Cylinder liner	Volvo / Renault	131,00 mm
64046280	PC	955161-2	Cylinder liner with seal set	Volvo / Renault	131,00 mm
70072012	PC	813725-4	Assembly	Citroen / Fiat / Iveco / Peugeot	84,00 mm
70080212	PC	813721-4	Assembly	Peugeot	84,00 mm
72004042	PC	813844-4	Assembly	Renault / Volvo	76,00 mm
72005042	PC	813845-4	Assembly	Renault	79,00 mm
72078112	PC	813720-4	Assembly	Peugeot	83,00 mm
72146042	PC	813727-4	Assembly	Citroen / Peugeot	70,00 mm
72952042	PC	813723-4	Assembly	Peugeot	78,00 mm
73053012	PC	813729-4	Assembly	Citroen / Renault	88,01 mm
73241012	PC	813728-4	Assembly	Citroen / Fiat / Peugeot	88,00 mm
73241042	PC	813724-4	Assembly	Citroen / Fiat / Peugeot	88,00 mm
75071112	PC	813750-4	Assembly	Citroen / Peugeot	83,00 mm
75200042	PC	813842-4	Assembly	DAF / Renault / Volvo	70,00 mm
76003612	PC	815143-2	Assembly	Volvo	120,00 mm
76055212	PC	811520-1	Assembly	KHD	100,00 mm
76096212	PC	813824-4	Assembly	Renault	86,00 mm
76103411	PC	815144-2	Assembly	Volvo	105,57 mm
76112311	PC	815108-2	Assembly	Volvo	104,77 mm
76112912	PC	815163-1	Assembly	Volvo	120,64 mm
76113512	PC	815161-1	Assembly	Volvo	130,18 mm
76114011	PC	815165-1	Assembly	Volvo	144,00 mm
76114111	PC	815164-1	Assembly	Volvo	144,00 mm
7612241	PC	811010-1	Assembly	Kompressor / Mercedes Benz	94,00 mm
76124912	PC	811090-1	Assembly	Kompressor MAN / Mercedes Benz	100,00 mm
76124915	PC	811091-1	Assembly	Kompressor MAN / Mercedes Benz	100,00 mm
76127911	PC	813137-1	Assembly	MAN	108,00 mm
76133810	PC	815160-2	Assembly	Volvo	131,00 mm
761455100	PC	813102-2	Assembly	MAN / Neoplan	126,00 mm
76150810	PC	811088-2	Assembly	Mercedes Benz	130,00 mm
77003042	PC	813843-4	Assembly	Dacia / DAF / Renault / Volvo	73,00 mm

**VERGLEICHNUMMERN
CROSS-REFERENCE
MISCELLANEOUS - SM**

Miscell cross ref.	Type	SM Ref.:	Product Category	Manufacturer Type	Bore dia.
79635142	PC	813846-4	Assembly	Dacia / Renault	75,80 mm
79682142	PC	813847-4	Assembly	Renault	75,80 mm
79743312	PC	815162-1	Assembly	Volvo	130,18 mm
79799142	PC	813722-4	Assembly	Peugeot	75,00 mm
79800112	PC	813730-4	Assembly	Citroen / Peugeot	75,00 mm
79817211	PC	813712-4	Assembly	Peugeot	72,00 mm
12015	RIKEN	797035-00-3	Piston ring set	Daihatsu 3 Cyl.	72,00 mm
12600	RIKEN	797026-00-4	Piston ring set	Daihatsu 4 Cyl.	76,00 mm
12910	RIKEN	797026-00-4	Piston ring set	Daihatsu 4 Cyl.	76,00 mm
15080	RIKEN	797337-00-1	Piston ring set	Hino 1 Cyl.	130,00 mm
15230	RIKEN	797342-00-1	Piston ring set	Hino / Kia 1 Cyl.	137,00 mm
15310	RIKEN	797342-00-1	Piston ring set	Hino / Kia 1 Cyl.	137,00 mm
15320	RIKEN	797342-00-1	Piston ring set	Hino / Kia 1 Cyl.	137,00 mm
16002	RIKEN	797610-00-3	Piston ring set	Honda 3 Cyl.	66,00 mm
16006	RIKEN	797631-00-4	Piston ring set	Honda 4 Cyl.	72,00 mm
16008	RIKEN	797611-00-4	Piston ring set	Honda 4 Cyl.	72,00 mm
16025	RIKEN	797616-00-4	Piston ring set	Honda 4 Cyl.	77,00 mm
16025	RIKEN	797642-00-4	Piston ring set	Honda 4 Cyl.	77,00 mm
16141	RIKEN	797626-00-4	Piston ring set	Honda 4 Cyl.	75,00 mm
16242	RIKEN	797637-00-4	Piston ring set	Honda 4 Cyl.	75,00 mm
16531	RIKEN	797647-00-6	Piston ring set	Honda 6 Cyl.	84,00 mm
17180	RIKEN	798042-00-1	Piston ring set	Isuzu 1 Cyl.	102,00 mm
17300	RIKEN	798045-00-2	Piston ring set	Isuzu 2 Cyl.	102,00 mm
20007	RIKEN	798766-00-4	Piston ring set	Mitsubishi 4 Cyl.	76,00 mm
20025	RIKEN	798820-00-1	Piston ring set	Mitsubishi 1 Cyl.	110,00 mm
20033	RIKEN	798823-00-1	Piston ring set	Mitsubishi 1 Cyl.	125,00 mm
20042	RIKEN	798830-00-1	Piston ring set	Mitsubishi 1 Cyl.	135,00 mm
20044	RIKEN	798853-00-1	Piston ring set	Mitsubishi 1 Cyl.	135,00 mm
20049	RIKEN	798745-00-4	Piston ring set	Mitsubishi 4 Cyl.	85,00 mm
20083	RIKEN	798700-00-4	Piston ring set	Mitsubishi 4 Cyl.	91,10 mm
20155	RIKEN	798747-00-4	Piston ring set	Mitsubishi 4 Cyl.	86,50 mm
20281	RIKEN	798877-00-1	Piston ring set	Mitsubishi 1 Cyl.	118,00 mm
20291	RIKEN	798770-00-4	Piston ring set	Mitsubishi / Hyundai 4 Cyl.	86,50 mm
20500	RIKEN	798711-00-4	Piston ring set	Mitsubishi / Hyundai 4 Cyl.	73,00 mm
20503	RIKEN	792454-00-4	Piston ring set	Hyundai / Mitsubishi 4 Cyl.	91,10 mm
20652	RIKEN	798752-00-4	Piston ring set	Mitsubishi 4 Cyl.	85,00 mm
20654	RIKEN	798770-00-4	Piston ring set	Mitsubishi / Hyundai 4 Cyl.	86,50 mm
20657	RIKEN	798745-00-4	Piston ring set	Mitsubishi 4 Cyl.	85,00 mm
20670	RIKEN	798740-00-4	Piston ring set	Mitsubishi 4 Cyl.	75,50 mm
20740	RIKEN	798742-00-4	Piston ring set	Mitsubishi 4 Cyl.	81,00 mm
20740	RIKEN	798768-00-4	Piston ring set	Mitsubishi 4 Cyl.	81,00 mm
20855	RIKEN	797420-00-1	Piston ring set	Hino / Mitsubishi 1 Cyl.	146,00 mm
20933	RIKEN	798874-00-1	Piston ring set	Mitsubishi 1 Cyl.	110,00 mm
20973	RIKEN	798858-00-4	Piston ring set	Mitsubishi 4 Cyl.	82,70 mm
21960	RIKEN	798823-00-1	Piston ring set	Mitsubishi 1 Cyl.	125,00 mm
23007	RIKEN	798957-00-4	Piston ring set	Nissan 4 Cyl.	99,20 mm
23042	RIKEN	799131-00-4	Piston ring set	Nissan 4 Cyl.	86,00 mm
23051	RIKEN	799006-00-4	Piston ring set	Nissan 4 Cyl.	73,00 mm
23053	RIKEN	799006-00-4	Piston ring set	Nissan 4 Cyl.	73,00 mm
23128	RIKEN	799078-00-6	Piston ring set	Nissan 6 Cyl.	76,00 mm
23140	RIKEN	799012-00-4	Piston ring set	Nissan 4 Cyl.	76,00 mm
23176	RIKEN	799165-00-4	Piston ring set	Nissan 4 Cyl.	96,00 mm
23262	RIKEN	799148-00-4	Piston ring set	Nissan 4 Cyl.	84,50 mm
23265	RIKEN	799191-00-4	Piston ring set	Nissan 4 Cyl.	89,00 mm
23305	RIKEN	799158-00-6	Piston ring set	Nissan 6 Cyl.	96,00 mm
23307	RIKEN	799158-00-4	Piston ring set	Nissan 4 Cyl.	96,00 mm
23315	RIKEN	799075-00-4	Piston ring set	Nissan 4 Cyl.	76,00 mm
23340	RIKEN	799083-00-4	Piston ring set	Nissan 4 Cyl.	80,00 mm
23960	RIKEN	799191-00-4	Piston ring set	Nissan 4 Cyl.	89,00 mm
23971	RIKEN	799011-00-4	Piston ring set	Nissan 4 Cyl.	76,00 mm
24160	RIKEN	799122-00-1	Piston ring set	Nissan 1 Cyl.	110,00 mm
24541	RIKEN	799122-00-1	Piston ring set	Nissan 1 Cyl.	110,00 mm
24760	RIKEN	799127-00-1	Piston ring set	Nissan 1 Cyl.	135,00 mm
24780	RIKEN	799127-00-1	Piston ring set	Nissan 1 Cyl.	135,00 mm

**VERGLEICHNUMMERN
CROSS-REFERENCE
MISCELLANEOUS - SM**

Miscell cross ref.	Type	SM Ref.:	Product Category	Manufacturer Type	Bore dia.
26020	RIKEN	799413-00-4	Piston ring set	Suzuki 4 Cyl.	65,50 mm
26025	RIKEN	799429-00-4	Piston ring set	Suzuki 4 Cyl.	74,00 mm
26030	RIKEN	799413-00-4	Piston ring set	Suzuki 4 Cyl.	65,50 mm
26245	RIKEN	799430-00-4	Piston ring set	Suzuki 4 Cyl.	75,00 mm
26856	RIKEN	799415-00-3	Piston ring set	Suzuki 3 Cyl.	68,50 mm
26910	RIKEN	799415-00-3	Piston ring set	Suzuki 3 Cyl.	68,50 mm
28001	RIKEN	799640-00-4	Piston ring set	Toyota 4 Cyl.	86,00 mm
28003	RIKEN	799929-00-4	Piston ring set	Toyota 4 Cyl.	75,00 mm
28007	RIKEN	799636-00-4	Piston ring set	Toyota 4 Cyl.	84,00 mm
28010	RIKEN	799618-00-2	Piston ring set	Toyota 2 Cyl.	80,00 mm
28012	RIKEN	799604-00-4	Piston ring set	Toyota 4 Cyl.	73,00 mm
28018	RIKEN	799600-00-4	Piston ring set	Toyota 4 Cyl.	69,00 mm
28020	RIKEN	799618-00-2	Piston ring set	Toyota 2 Cyl.	80,00 mm
28026	RIKEN	799734-00-4	Piston ring set	Toyota 4 Cyl.	86,00 mm
28026	RIKEN	799734-50-4	Piston ring set	Toyota 4 Cyl.	86,50 mm
28029	RIKEN	799735-00-4	Piston ring set	Toyota 4 Cyl.	86,00 mm
28029	RIKEN	799735-50-4	Piston ring set	Toyota 4 Cyl.	86,50 mm
28067	RIKEN	799600-00-4	Piston ring set	Toyota 4 Cyl.	69,00 mm
28083	RIKEN	799744-00-4	Piston ring set	Toyota 4 Cyl.	95,00 mm
28110	RIKEN	799716-00-4	Piston ring set	Toyota 4 Cyl.	95,00 mm
28245	RIKEN	799735-00-4	Piston ring set	Toyota 4 Cyl.	86,00 mm
28245	RIKEN	799735-50-4	Piston ring set	Toyota 4 Cyl.	86,50 mm
28256	RIKEN	799671-00-4	Piston ring set	Toyota 4 Cyl.	81,00 mm
28400	RIKEN	799691-00-4	Piston ring set	Toyota 4 Cyl.	79,00 mm
28553	RIKEN	799747-00-4	Piston ring set	Toyota 4 Cyl.	99,50 mm
28690	RIKEN	799608-00-4	Piston ring set	Toyota 4 Cyl.	75,00 mm
28705	RIKEN	799667-00-4	Piston ring set	Toyota 4 Cyl.	74,00 mm
28715	RIKEN	799731-00-4	Piston ring set	Toyota 4 Cyl.	95,00 mm
28741	RIKEN	799714-00-4	Piston ring set	Toyota / VW 4 Cyl.	92,00 mm
28773	RIKEN	799732-00-4	Piston ring set	Toyota 4 Cyl.	96,00 mm
28785	RIKEN	799691-00-4	Piston ring set	Toyota 4 Cyl.	79,00 mm
28804	RIKEN	799667-00-4	Piston ring set	Toyota 4 Cyl.	74,00 mm
28835	RIKEN	799619-00-4	Piston ring set	Toyota 4 Cyl.	80,50 mm
28853	RIKEN	799690-00-4	Piston ring set	Toyota 4 Cyl.	78,70 mm
28891	RIKEN	799681-00-4	Piston ring set	Toyota 4 Cyl.	86,00 mm
28910	RIKEN	799717-00-1	Piston ring set	Toyota 1 Cyl.	95,00 mm
28930	RIKEN	799620-00-6	Piston ring set	Toyota 6 Cyl.	83,00 mm
28940	RIKEN	799608-00-4	Piston ring set	Toyota 4 Cyl.	75,00 mm
28971	RIKEN	799682-00-4	Piston ring set	Toyota 4 Cyl.	73,00 mm
30002	RIKEN	798542-00-4	Piston ring set	Mazda 4 Cyl.	78,00 mm
30135	RIKEN	798529-00-4	Piston ring set	Mazda 4 Cyl.	86,00 mm
30142	RIKEN	798513-00-4	Piston ring set	Mazda / Kia 4 Cyl.	71,00 mm
30245	RIKEN	798518-00-4	Piston ring set	Mazda / Ford 4 Cyl.	77,00 mm
30273	RIKEN	798538-00-4	Piston ring set	Mazda 4 Cyl.	83,00 mm
30275	RIKEN	798536-00-4	Piston ring set	Mazda 4 Cyl.	83,00 mm
30320	RIKEN	798549-00-4	Piston ring set	Mazda 4 Cyl.	80,00 mm
30330	RIKEN	798656-00-4	Piston ring set	Mazda / Kia 4 Cyl.	86,00 mm
30655	RIKEN	798527-00-4	Piston ring set	Mazda 4 Cyl.	81,00 mm
30660	RIKEN	798529-00-4	Piston ring set	Mazda 4 Cyl.	86,00 mm
30661	RIKEN	798529-00-4	Piston ring set	Mazda 4 Cyl.	86,00 mm
30680	RIKEN	798529-00-4	Piston ring set	Mazda 4 Cyl.	86,00 mm
30682	RIKEN	798529-00-4	Piston ring set	Mazda 4 Cyl.	86,00 mm
30770	RIKEN	798512-00-4	Piston ring set	Mazda 4 Cyl.	73,00 mm
30865	RIKEN	798532-00-4	Piston ring set	Mazda / Kia 4 Cyl.	78,00 mm
30920	RIKEN	798523-00-4	Piston ring set	Mazda 4 Cyl.	78,00 mm
40021	RIKEN	791401-00-3	Piston ring set	Daewoo 3 Cyl.	68,50 mm
40042	RIKEN	792450-00-4	Piston ring set	Hyundai 4 Cyl.	67,00 mm
40097	RIKEN	792494-00-1	Piston ring set	Hyundai 1 Cyl.	135,00 mm
40100	RIKEN	797212-00-4	Piston ring set	Hyundai 4 Cyl.	100,00 mm
40112	RIKEN	792478-00-4	Piston ring set	Hyundai 4 Cyl.	75,50 mm
40213	RIKEN	795375-00-4	Piston ring set	Kia 4 Cyl.	71,00 mm
40240	RIKEN	798656-00-4	Piston ring set	Mazda / Kia 4 Cyl.	86,00 mm
40325	RIKEN	792469-00-4	Piston ring set	Hyundai 4 Cyl.	85,00 mm
40345	RIKEN	793548-00-1	Piston ring set	Opel / Daewoo 1 Cyl.	76,50 mm

**VERGLEICHNUMMERN
CROSS-REFERENCE
MISCELLANEOUS - SM**

Miscell cross ref.	Type	SM Ref.:	Product Category	Manufacturer Type	Bore dia.
40525	RIKEN	792451-00-4	Piston ring set	Hyundai 4 Cyl.	91,10 mm
40527	RIKEN	797202-00-4	Piston ring set	Hyundai 4 Cyl.	66,00 mm
40765	RIKEN	797205-00-4	Piston ring set	Hyundai 4 Cyl.	75,50 mm
40770	RIKEN	792452-00-4	Piston ring set	Hyundai 4 Cyl.	71,50 mm
40832	RIKEN	792458-00-4	Piston ring set	Hyundai 4 Cyl.	82,00 mm
40837	RIKEN	792459-00-4	Piston ring set	Hyundai 4 Cyl.	77,40 mm
32278	TPR	797420-00-1	Piston ring set	Hino / Mitsubishi 1 Cyl.	146,00 mm
32318	TPR	797637-00-4	Piston ring set	Honda 4 Cyl.	75,00 mm
32345	TPR	797631-00-4	Piston ring set	Honda 4 Cyl.	72,00 mm
32372	TPR	797647-00-6	Piston ring set	Honda 6 Cyl.	84,00 mm
32400	TPR	797638-00-4	Piston ring set	Honda 4 Cyl.	75,00 mm
32401	TPR	797610-00-3	Piston ring set	Honda 3 Cyl.	66,00 mm
32546	TPR	798042-00-1	Piston ring set	Isuzu 1 Cyl.	102,00 mm
32603	TPR	798055-00-1	Piston ring set	Isuzu 1 Cyl.	119,00 mm
32625	TPR	798044-00-1	Piston ring set	Isuzu 1 Cyl.	102,00 mm
33414	TPR	798745-00-4	Piston ring set	Mitsubishi 4 Cyl.	85,00 mm
33739	TPR	798512-00-4	Piston ring set	Mazda 4 Cyl.	73,00 mm
33760	TPR	798656-00-4	Piston ring set	Mazda / Kia 4 Cyl.	86,00 mm
33851	TPR	798820-00-1	Piston ring set	Mitsubishi 1 Cyl.	110,00 mm
33856	TPR	798711-00-4	Piston ring set	Mitsubishi / Hyundai 4 Cyl.	73,00 mm
33874	TPR	798830-00-1	Piston ring set	Mitsubishi 1 Cyl.	135,00 mm
33893	TPR	798877-00-1	Piston ring set	Mitsubishi 1 Cyl.	118,00 mm
33895	TPR	798711-00-4	Piston ring set	Mitsubishi / Hyundai 4 Cyl.	73,00 mm
33910	TPR	798877-00-1	Piston ring set	Mitsubishi 1 Cyl.	118,00 mm
33913	TPR	798853-00-1	Piston ring set	Mitsubishi 1 Cyl.	135,00 mm
33924	TPR	798745-00-4	Piston ring set	Mitsubishi 4 Cyl.	85,00 mm
33925	TPR	798747-00-4	Piston ring set	Mitsubishi 4 Cyl.	86,50 mm
33928	TPR	798874-00-1	Piston ring set	Mitsubishi 1 Cyl.	110,00 mm
33936	TPR	798770-00-4	Piston ring set	Mitsubishi / Hyundai 4 Cyl.	86,50 mm
33937	TPR	798766-00-4	Piston ring set	Mitsubishi 4 Cyl.	76,00 mm
33938	TPR	798766-00-4	Piston ring set	Mitsubishi 4 Cyl.	76,00 mm
33950	TPR	798867-00-4	Piston ring set	Mitsubishi 4 Cyl.	104,00 mm
33967	TPR	798730-00-6	Piston ring set	Mitsubishi 6 Cyl.	81,00 mm
33967	TPR	798768-00-4	Piston ring set	Mitsubishi 4 Cyl.	81,00 mm
34067	TPR	799006-00-4	Piston ring set	Nissan 4 Cyl.	73,00 mm
34082	TPR	799075-00-4	Piston ring set	Nissan 4 Cyl.	76,00 mm
34097	TPR	799148-00-4	Piston ring set	Nissan 4 Cyl.	84,50 mm
34112	TPR	799078-00-6	Piston ring set	Nissan 6 Cyl.	76,00 mm
34115	TPR	799122-00-1	Piston ring set	Nissan 1 Cyl.	110,00 mm
34131	TPR	799083-00-4	Piston ring set	Nissan 4 Cyl.	80,00 mm
34134	TPR	799191-00-4	Piston ring set	Nissan 4 Cyl.	89,00 mm
34136	TPR	798957-00-4	Piston ring set	Nissan 4 Cyl.	99,20 mm
34160	TPR	799165-00-4	Piston ring set	Nissan 4 Cyl.	96,00 mm
34167	TPR	799131-00-4	Piston ring set	Nissan 4 Cyl.	86,00 mm
34177	TPR	799015-00-4	Piston ring set	Nissan / Mitsubishi 4 Cyl.	78,00 mm
34182	TPR	799191-00-4	Piston ring set	Nissan 4 Cyl.	89,00 mm
35592	TPR	799430-00-4	Piston ring set	Suzuki 4 Cyl.	75,00 mm
35626	TPR	799425-00-4	Piston ring set	Suzuki 4 Cyl.	71,00 mm
35635	TPR	799403-00-4	Piston ring set	Suzuki 4 Cyl.	84,00 mm
35824	TPR	799618-00-2	Piston ring set	Toyota 2 Cyl.	80,00 mm
35832	TPR	799618-00-2	Piston ring set	Toyota 2 Cyl.	80,00 mm
35859	TPR	799620-00-6	Piston ring set	Toyota 6 Cyl.	83,00 mm
35866	TPR	799636-00-4	Piston ring set	Toyota 4 Cyl.	84,00 mm
35867	TPR	799714-00-4	Piston ring set	Toyota / VW 4 Cyl.	92,00 mm
35877	TPR	799736-00-4	Piston ring set	Toyota 4 Cyl.	86,00 mm
35879	TPR	799682-00-4	Piston ring set	Toyota 4 Cyl.	73,00 mm
35889	TPR	799744-00-4	Piston ring set	Toyota 4 Cyl.	95,00 mm
35901	TPR	799731-00-4	Piston ring set	Toyota 4 Cyl.	95,00 mm
35902	TPR	799640-00-4	Piston ring set	Toyota 4 Cyl.	86,00 mm
35907	TPR	799619-00-4	Piston ring set	Toyota 4 Cyl.	80,50 mm
35911	TPR	799600-00-4	Piston ring set	Toyota 4 Cyl.	69,00 mm
35911	TPR	799734-00-4	Piston ring set	Toyota 4 Cyl.	86,00 mm
35911	TPR	799734-50-4	Piston ring set	Toyota 4 Cyl.	86,50 mm
35912	TPR	799735-00-4	Piston ring set	Toyota 4 Cyl.	86,00 mm

**VERGLEICHSNUMMERN
CROSS-REFERENCE
MISCELLANEOUS - SM**

Miscell cross ref.	Type	SM Ref.:	Product Category	Manufacturer Type	Bore dia.
35912	TPR	799735-50-4	Piston ring set	Toyota 4 Cyl.	86,50 mm
35919	TPR	799604-00-4	Piston ring set	Toyota 4 Cyl.	73,00 mm
35929	TPR	799747-00-4	Piston ring set	Toyota 4 Cyl.	99,50 mm
35937	TPR	799732-00-4	Piston ring set	Toyota 4 Cyl.	96,00 mm
35940	TPR	799736-00-4	Piston ring set	Toyota 4 Cyl.	86,00 mm
35975	TPR	799929-00-4	Piston ring set	Toyota 4 Cyl.	75,00 mm
35986	TPR	799742-00-4	Piston ring set	Toyota 4 Cyl.	92,00 mm
35995	TPR	799681-00-4	Piston ring set	Toyota 4 Cyl.	86,00 mm
36032	TPR	799625-00-4	Piston ring set	Toyota 4 Cyl.	72,50 mm
41008	TPR	791402-00-3	Piston ring set	Daewoo 3 Cyl.	68,50 mm
41008	TPR	791402-00-4	Piston ring set	Daewoo / Chevrolet / Renault 4 Cyl.	68,50 mm
42032	TPR	792478-00-4	Piston ring set	Hyundai 4 Cyl.	75,50 mm
42036	TPR	792455-00-4	Piston ring set	Hyundai 4 Cyl.	67,00 mm
42046	TPR	792465-00-4	Piston ring set	Hyundai 4 Cyl.	81,50 mm
43013	TPR	798656-00-4	Piston ring set	Mazda / Kia 4 Cyl.	86,00 mm
43025	TPR	795369-00-4	Piston ring set	Kia 4 Cyl.	78,00 mm
61001	TPR	793554-00-6	Piston ring set	Chrysler / Opel 6 Cyl.	86,00 mm