

Japanparts®



WORLDWIDE QUALITY REPLACEMENT PARTS FOR JAPANESE AND KOREAN CARS

BRAKE CATALOGUE



2012
2013



TecDoc

CERTIFIED DATA SUPPLIER

Oltre che sui cataloghi cartacei dei prodotti aftermarket di Japanparts, è possibile trovare i prodotti Japanparts anche in TecDoc, leader europeo nella produzione di catalogazione elettronica.

Japanparts è "Fornitore di dati certificato" per TecDoc. Vale a dire che tutti i dati di Japanparts presenti in TecDoc godono di ottima qualità, sono stati controllati e verificati da TecDoc, e supportati dagli specialisti di Japanparts. I pezzi possono essere facilmente reperiti cliccando sul relativo veicolo e sul gruppo di prodotti. Quando vengono visualizzate le parti Japanparts corrette, l'utente può visionare anche informazioni aggiuntive (ad es. dimensioni, caratteristiche o immagini).

Beside the paper catalogues of the Japanparts Aftermarket products, Japanparts products can also be found in TecDoc, European leader of electronic cataloguing.

Japanparts is a "certified Data Supplier" to TecDoc. This means that all Japanparts data in TecDoc is of the highest quality, controlled and checked by TecDoc, and maintained by Japanparts' own specialists. Parts can easily be found just by clicking on the proper vehicle and product-group. When the correct Japanparts part(s) is/are displayed, also additional information can be viewed (i.e. dimensions, remarks or pictures).

Japanparts®










WORLDWIDE QUALITY REPLACEMENT PARTS FOR JAPANESE AND KOREAN CARS



PRODUCTS RANGE - PRODUKTE IM SORTIMENT	
GAMME DE PRODUITS - GAMA DE PRODUCTOS	
PRODOTTI IN GAMMA	
REPLACED CODES - ERSETZTE CODES	
CODES REMPLACÉS - CÓDIGOS SUBSTITUIDOS	
CODICI SOSTITUITI	
NEW CODES - NEUE CODES	
NOUVEAUX CODES - NUEVOS CODIGOS	
NUOVI CODICI	
NEW LINES BRAKE CABLES BREMSZUG	
CÂBLES DE FREIN- CABLE DE FRENO	
NUOVA LINEA CAVI FRENO	
	Pag.
EUROPE Crossover	1
EUROPE Vehicle	2
AIXAM	8
ASIA MOTORS	9
BEDFORD	10
CADILLAC	11
CHATENET	12
CHEVROLET	13
CHRYSLER	15
DAEWOO	19
DAIHATSU	24
DODGE	32
DR	33
GASOLONE	34
GONOW	35
GREAT WALL	36
HONDA	37
HUMMER	55
HYUNDAI	56
INFINITI	74
ISUZU	75
ISUZU COMMERCIAL	79
JEEP	80
KIA	84
LADA	93
LAND ROVER	94
LEXUS	100
LIGIER	102
LOTUS	103
MAHINDRA	104
MARUTI	105
MAZDA	106
MITSUBISHI	130
MITSUBISHI COMMERCIAL	157
NISSAN	158
NISSAN COMMERCIAL	191
PIAGGIO	192
PONTIAC	193
PROTON	194
SHUANGHUAN AUTO	196
SMART	197
SSANGYONG	199

	Pag.
SUBARU	202
SUZUKI	214
TATA (TELCO)	224
TOYOTA	226
VOLKSWAGEN	274
PICTURES BRAKE DISC FRONT	
ABBILDUNGEN BREMSSCHEIBEN VORN	
FIGURAS DISCOS DE FRENO DELANTEROS	
ILLUSTRAT. DISQUES DE FREIN AVANT	
IMMAGINI DISCHI FRENO ANTERIORI	275
PICTURES BRAKE DISC REAR	
ABBILDUNGEN BREMSSCHEIBEN HINTEN	
FIGURAS DISCOS DE FRENO POSTERIORES	
ILLUSTRAT. DISQUES DE FREIN ARRIÈRE	
IMMAGINI DISCHI FRENO POSTERIORI	330
PICTURES BRAKE SHOES	
ABBILDUNGEN BREMSBACKEN	
FIGURAS MÀCHOIRES DE FREIN	
ILLUSTRAT. ZAPATAS DE FRENO	
IMMAGINI GANASCE FRENO	357
PICTURES BRAKE DRUMS	
ABBILDUNGEN BREMSTROMMEL	
FIGURAS TAMBORES DE FRENO	
ILLUSTRAT. TAMBOURS DE FREIN	
IMMAGINI TAMBURI FRENO	387
PICTURES REAR WHEEL CYLINDERS	
ABBILDUNGEN RADBREMSZYLINDER	
FIGURAS BOMBINES DE FRENO	
ILLUSTRAT. CYLINDRES DE FREIN	
IMMAGINI CILINDRETTI FRENO	400
PICTURES BRAKE PADS FRONT	
ABBILDUNGEN BREMSKLÖTZE VORN	
FIGURAS PASTILLAS DE FRENO DELANTORES	
ILLUSTRAT. PLAQUETTES DE FREI AVANT	
IMMAGINI PASTIGLIE FRENO ANTERIORI	439
PICTURES BRAKE PADS REAR	
ABBILDUNGEN BREMSKLÖTZE HINTEN	
FIGURAS PASTILLAS DE FRENO POSTERIORES	
ILLUSTRAT. PLAQUETTES DE FREI ARRIÈRE	
IMMAGINI PASTIGLIE FRENO POSTERIORI	861
CROSS REFERENCE LIST	
VERGLEICHSLISTE	
LISTA DE REFERENCIAS CRUZADES	
LISTE DE COMPARAISON	
LISTA DI COMPARAZIONE	1021

FILTRI/FILTERS/FILTRES FILTER/FILTROS/FILTROS		
	FO	FILTRI OLIO - OIL FILTERS - FILTRES À HUILE - ÖLFILTER - FILTROS DO ÓLEO - FILTROS DE ACEITE
	FA	FILTRI ARIA - AIR FILTERS - FILTRES À AIR - LUFTFILTER - FILTROS DE AR - FILTROS DE AIRE
	FAA	FILTRI ABITACOLO - CABIN FILTERS - FILTRES D'HABITACLE - POLLENFILTER - FILTROS DE HANBITÁCULO - FILTROS DEPURACIÓN
	FC	FILTRI CARBURANTE - FUEL FILTERS - FILTRES À CARBURANT - KRAFTSTOFFFILTER - FILTROS DE COMBUSTÍVEL - FILTROS DE CARBURANTE
	FO-ECO	FILTRI OLIO ECO - ECO OIL FILTERS - FILTRES À HUILE ECO - ÖLFILTER ECO - ECO FILTROS DO ÓLEO - ECO FILTROS DE ACEITE
	FC-ECO	FILTRI CARBURANTE ECO - ECO FUEL FILTERS - FILTRES À CARBURANT ECO - KRAFTSTOFFFILTER ECO - ECO FILTROS DE COMBUSTÍVEL - ECO FILTROS DE CARBURANTE
	KT	KIT FILTRI PER TAGLIANDO - SERVICE FILTER KIT - KIT FILTRES ENTRETIEN - FILTER SERVICE SATZ - KIT DE FILTROS DA REVISÃO - KIT FILTROS PARA REVISIÓN
	FO-GAS	FILTRO DEPURAZIONE GPL - GPL PURIFICATION FILTER - FILTRE PURIFICATION GPL - REINIGUNGSFILTER GPL - FILTRO DE GÁS PARA A FILTRAGEM DO GPL - GAS FILTRO DEPURACIÓN GPL
	DH	SUPPORTO FILTRO - FILTER SUPPORT - FILTRE D'APPUI - FILTRE HALTERUNG - SUPORTE DO FILTRO - SOPORTE FILTRI

FRENANTE/BRAKES/BREMS FREINAGE/TRAVÕES/ FRENOS		
	CS	CILINDRETTI FRENO SX - REAR WHEEL CYLINDER LEFT - CYLINDRE DE ROUE GAUCHE - RADBREM-SZYLINDER, LINKS - CILINDRO DE TRAVÃO DE TRÁS ESQUERDO - CILINDROS DE FRENO SX
	PF	POMPE FRENO - BRAKE MASTER CYLINDERS - MAÎTRE CYLINDRES - HAUPTBREMSZYLINDER - BOMBAS DOS TRAVÕES - BOMBAS DE FRENO
	TF	TUBI FRENO - BRAKE HOSES - FLÉXIBLES DE FREIN - BREMSCHLÄUCHE - TUBOS DOS TRAVÕES - TUBOS DE FRENO
	KDP	KIT FRENO (2 dischi+1 past. ant.) - BRAKE KIT (2 discs+1 pads front) - KIT DE FREINS - (2 disques+1 plaquettes avant) - BREMSSENSATZ (2 Scheiben+1 Klötze vorne) - KIT DOS TRAVÕES (2 discos+1 jogo de pastilhas da frente) - KIT DE FRENO (2 discos+1 past. ant.)
	KPP	KIT FRENO (2 dischi+1 past. post.) - BRAKE KIT (2 discs+1 pads rear) - KIT DE FREINS - (2 disques+1 plaquettes arrière) - BREMSSENSATZ (2 Scheiben+1 Klötze hinten) - KIT DOS TRAVÕES (2 discos+1 jogo de pastilhas de trás) - Kit de freno (2 discos+1 past. ant.)
	KC	KIT RIPARAZIONE POMPA FRENO - REPAIR KIT, BRAKE MASTER CYLINDER - KIT DE RÉPARATION, MAÎTRE CYLINDRE DE FREIN - REPARATURSATZ, HAUPTBREMSZYLINDER - KIT REPARAÇÃO DA BOMBA DOS TRAVÕES - KIT REPARACIÓN BOMBA DE FRENO
	KD	KIT RIPARAZIONE PINZA FRENO - BRAKE CALIPERS REPAIR KIT - KIT DE REPARATION ETRIERES DE FREIN - REPARATURSATZ BREMSSEL - KIT REPARAÇÃO PINÇA TRAVÃO - KIT REPARACIÓN PINZA DE FRENO

NEW

FULL RANGE

FRENANTE/BRAKES/BREMS FREINAGE/TRAVÕES/ FRENOS		
	PA	PASTIGLIE FRENO ANT. - BRAKE PADS FRONT - PLAQUETTES DE FREIN AVANT - BREMSKLÖTSE VORNE - PASTILHAS DOS TRAVÕES DA FRENTE - PASTILLAS DE FRENO ANT.
	PP	PASTIGLIE FRENO POST. - BRAKE PADS REAR - PLAQUETTES DE FREIN ARRIÈRE - BREMSKLÖTSE HINTEN - PASTILHAS DOS TRAVÕES DE TRÁS - PASTILLAS DE FRENO POST.
	DI	DISCHI FRENO ANT. - BRAKE DISCS FRONT - DISQUES DE FREIN AVANT - BREMSSCHEIBEN VORNE - DISCOS DOS TRAVÕES DA FRENTE - DISCOS DE FRENO ANT.
	DP	DISCHI FRENO POST. - BRAKE DISCS REAR - DISQUES DE FREIN ARRIÈRE - BREMSSCHEIBEN HINTEN - DISCOS DOS TRAVÕES DE TRÁS - DISCOS DE FRENO POST.
	GF	GANASCE FRENO - BRAKE SHOES - MACHOIRES DE FREIN - BREMSBACKEN - MAXILAS DE TRAVÃO - ZAPATAS DE FRENO
	TA	TAMBURI FRENO - BRAKE DRUMS - TAMBOURS DE FREIN - BREMSSTROMMEL - TAMBORES DOS TRAVÕES - TAMBORES DE FRENO
	CD	CILINDRETTI FRENO DX - REAR WHEEL CYLINDER RIGHT - CYLINDRE DE ROUE DROIT - RADBREM-SZYLINDER, RECHTS - CILINDRO DE TRAVÃO DE TRÁS DIREITO - CILINDROS DE FRENO DX

FRIZIONI/CLUTCH/KUPPLUNG EMBRAYAGE/ EMBRAIAGEM / EMBRAGUE		
	DF	DISCHI FRIZIONE - CLUTCH DISCS - DISQUES D'EMBRAYAGE - KUPPLUNGSSCHEIBEN - DISCO DE EMBRAIAGEM - DISCO DE EMBRAGUE
	SF	SPINGIDISCO FRIZIONE - CLUTCH COVER - MÉCANISME D'EMBRAYAGE - DRUCKPLATTEN KUPPLUNG - PRATO DE PRESSÃO DA EMBRAIAGEM - PRENSA DE EMBRAGUE
	CF	CUSCINETTI FRIZIONE - CLUTCH BEARINGS - BUTÉES D'EMBRAYAGE - KUPPLUNGS-AUSRÜCKLAGER - ROLAMENTO DE EMBRAIAGEM - COJINETES DE EMBRAGUE
	KF	KIT FRIZIONE - CLUTCH KITS - KIT EMBRAYAGES - KUPPLUNGSSÄTZE - KIT EMBRAIAGEM - KIT EMBRAGUE
	VL	VOLANI - FLYWHEELS - VOLANTS - SCHWUNGRÄDER - VOLANTES BI-MASSA - VOLANTES
	KV	KIT FRIZIONE COMPLETO DI VOLANO - CLUTCH KIT WITH FLYWHEEL - KIT EMBRAYAGE AVEC VOLANT - KUPPLUNGSKIT MIT SCHWUNGRA - KIT DE EMBRAIAGEM COM VOLANTE - KIT EMBRAGUE COMPLETO CON VOLANTE DE INERCIA
	BV	BULLONE, PORTA CORONA DENTATA VOLANO - BOLT, FLYWHEEL RING GEAR CARRIER VIS - BOULON AU SUPPORT DU PIGNON POUR VOLANT D'INERTIE - SCHRAUBE, ZAHNKRANZTRÄGER - SCHWUNGRAD - PARAFUSO PORTA VOLANTE - PERNO, SOPORTE CORONA - DENTADA, VOLANTE

NOVITÀ

GAMMA COMPLETA



NEW





FULL RANGE

NOVITÀ

GAMMA COMPLETA

FRIZIONI/CLUTCH/KUPPLUNG EMBRAYAGE/ EMBRAIAGEM / EMBRAGUE		
	FR	POMPE FRIZIONE - CLUTCH MASTER CYLINDERS - CYLINDRE ÉMETTEUR - KUPPLUNGS-HAUPTZYLINDER - BOMBAS EMBRAIAGEM - BOMBA EMBRAGUE
	CY	CILINDRETTI FRIZIONE - CLUTCH SLAVE CYLINDERS - CYLINDRE RÉCEPTEUR - KUPPLUNGS-NEHMERZYLINDER - BOMBA SECUNDÁRIA DA EMBRAIAGEM - CILINDROS EMBRAGUE
	KR	KIT RIPARAZIONE POMPA FRIZIONE - REPAIR KIT, CLUTCH MASTER CYLINDER - KIT D'ASSEMBLAGE, CYLINDRE ÉMETTEUR D'EMBRAYAGE - REPARATURSATZ, KUPPLUNGSGEBERZYLINDER - KIT DE REPARAÇÃO DA BOMBA DE EMBRAIAGEM PRINCIPAL - KIT REPARACIÓN BOMBA DE EMBRAGUE
	KY	KIT RIPARAZIONE CILINDRETTO FRIZIONE REPAIR KIT, CLUTCH SLAVE CYLINDER - KIT D'ASSEMBLAGE, CYLINDRE - RÉCEPTEUR D'EMBRAYAGE - REPARATURSATZ, KUPPLUNGSNEHMERZYLINDER - KIT DE REPARAÇÃO DA BOMBA DE EMBRAIAGEM SECUNDÁRIA - KIT REPARACIÓN CILINDRO EMBRAGUE

DISTRIBUZIONE / DISTRIBUTION / VERTEILUNG DISTRIBUTION/ DISTRIBUIÇÃO / DISTRIBUCIÓN		
	BE	CUSCINETTI TENDICINGHIA - TIMING BELT TENSIONERS - GALET TENDEUR - SPANNROLLEN - TENSORES DA CORREIA DE DISTRIBUIÇÃO - COJINETES DE TENSOR DE CORREA
	DD	CINGHIE DISTRIBUZIONE - TIMING BELTS COURROIES DE DISTRIBUTION - ZAHNRIEMEN - CORREIA DE DISTRIBUIÇÃO - CORREAS DE DISTRIBUCIÓN
	CH	CATENE DISTRIBUZIONE - TIMING CHAINS CHAINES DE DISTRIBUTION - STEUERKETTEN - CORRENTES DE DISTRIBUIÇÃO CADENAS DE DISTRIBUCIÓN
	KDK	KIT DISTRIBUZIONE CATENA - TIMING CHAIN KIT - KIT CHAINES DE DISTRIBUTION - STEUERKETTENSATZ - KIT DA CORRENTE DE DISTRIBUIÇÃO - KIT DISTRIBUCIÓN DE CADENA
	TT	CINGHIA SERVIZI - FAN BELTS - COURROIE KEILRIEMEN - CORREIA DE VENTONHA - CORREA DE SERVICIOS
	DT	CINGHIA SERVIZI BANDO - FAN BELT BANDO - COURROIE BANDO - KEILRIEMEN BANDO - CORREIA DE VENTONHA BANDO - CORREA DE SERVICIOS BANDO
	TV	CINGHIE SERVIZI SCANALATE FAN BELTS COURROIES - KEILRIIPPENRIEMEN CORREIA DE VENTONHA - CORREA DE SERVICIOS
	DV	CINGHIA SERVIZI SCANALATA BANDO - FAN BELT BANDO - COURROIES BANDO KEILRIIPPENRIEMEN BANDO - CORREIA DE VENTONHA BANDO - CORREA DE SERVICIOS BANDO
	KDD	KIT CINGHIA E TENDICINGHIA - TIMING BELT KIT - KIT DE DISTRIBUTION - ZAHNRIEMENSATZ - KIT DE DISTRIBUIÇÃO DE CORREIA - KIT CORREA Y TENSOR DE CORREA












RAFFREDDAMENTO/COOLING/ABKÜHLUNG REFROIDISSEMENT/ARREFECIMENTO/REFRIGERACIÓN		
	PQ	POMPE ACQUA - WATER PUMPS - POMPES À EAU - WASSERPUMPEN - BOMBAS DA ÁGUA - BOMBAS DE AGUA
	SKD KDD+PQ	SUPERKIT DISTRIBUZIONE - TIMING SUPERKIT - ZAHNRIEMEN-SUPERSATZ - SUPERKIT DE DISTRIBUTION - SUPERKIT DE DISTRIBUCIÓN - SUPERKIT DE DISTRIBUIÇÃO
	VC	GIUNTI VISCOSI - VISCOUS COUPLINGS - VISCO COUPLEUR - VISCO-KUPPLUNGEN - JUNTAS VISCOSAS - JUNTAS VISCOSAS
	VT	VALVOLE TERMOSTATICHE - THERMOSTATS - THERMOSTATES - THERMOSTATE TERMOSTATOS - VÁLVULAS TERMOSTÁTICAS





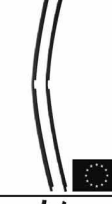









RAFFREDDAMENTO/COOLING/ABKÜHLUNG REFROIDISSEMENT/ARREFECIMENTO/REFRIGERACIÓN		
	VA	VALVOLA TERMOSTATICA TAMA - THERMOSTATE TAMA (made in japan) - VANNE THERMOSTATIQUE TAMA - THERMOSTATVENTIL TAMA - TERMOSTATOS TAMA - VÁLVULA TERMOSTÁTICA TAMA (MADE IN JAPAN)
	KH	TAPPI RADIATORE - RADIATOR CAPS - BOUCHONS RADIATEURS - KÜHLER VERSCHLUSS KAPPE TAMPÕES DE RADIATOR - TAPONES RADIADOR

GIUNTI E CUFFIE / JOINTS AND BOOTS / KUPPLUNGEN UND ACHSMANSCHETTEN / COUPLEUR, SOUFFLET DE CARDAN / JUNTAS DE TRANSMISSÃO E FOLAS / JUNTAS Y FUELLES		
	GI	GIUNTI OMOCINETICI LATO RUOTA - COSTANT VELOCITY JOINTS - JOINT HOMOCINÉTIQUE - ANTRIEBSWELLEN - JUNTAS HOMOCINÉTICAS LADO RODA - JUNTAS HOMOCINÉTICAS DE LADO DE RUEDA
	KB	KIT CUFFIA - BOOT KITS - SOUFFLET DE CARDAN - ACHSMANSCHETTEN - KIT DE FOLAS - KIT DE FUELLES
	JO	CROCIERE - UNIVERSAL JOINTS - CROISILLONS DE TRANS - UNIVERSAL GELENKE CRUZETAS DE CARDAN - CRUCETAS

SOSPENSIONI / SUSPENSIONS LENKUNGS UND-AUFHÄNGUNGSTEILE SUSPENSION / SUSPENSÃO/ SUSPENSIÓN		
	MM	AMMORTIZZATORI - SHOCK ABSORBERS AMORTISSEURS - STOSSDÄMPFER AMORTECEDORES - AMORTIGUADOR
	MR	KIT AMMORTIZZATORI SANKEI ROKI SHOCK ABSORBERS KIT SANKEI ROKI KIT AMORTISSEURS SANKEI ROKI - STOSSDÄMPFER KIT SANKEI ROKI - KIT DE AMORTECEDORES SANKEI ROKI - KIT DE AMORTIGUADOR SANKEI ROKI
	KB-A	CUFFIE AMMORTIZZATORI UNIVERSALI - UNIVERSAL BUMP RUBBER KIT - SOUFFLET DE CARDAN UNIVERSALE DÄMPFERKAPPEN KITS DE FOLAS UNIVERSAIS DOS AMORTECEDORES - FUELLES AMORTIGUADORES UNIVERSALES
	KK	KIT CUSCINETTI RUOTA - WHEELBEARING KITS - KIT DE ROULEMENTS DE ROUES RADLAGERSÄTZE - JOGOS DE ROLAMENTOS DAS RODAS - KIT COJINETES DE RUEDA
	RU	GOMMINI - RUBBERS - SILENT BLOCS MOTORAUHFÄNGUNG - BORRACHAS - TAPONES DE GOMA
	BS	TRAPEZIO - SUSPENSION TRIANGLE TRIANGLE DE SUSPENSION - TRAPEZ - TRIÂNGULO DA SUSPENSÃO - TRAPECIO
	C-J-ML	BRACCIO OSCILLANTE - SUSPENSION ARMS - BRAS OSCILLANTS - SCHWENKARME - BRAÇOS DA SUSPENSÃO - BRAZO OSCILANTE
	ID	LEVE RINVIO STERZO - STEERING RELAY LEVIERS DE RENVOI DE LA DIRECTION - LENKRADHEBEL - PENDURAL DA BARRA DE DIRECÇÃO - LEVAS DE REENVÍO DE LA DIRECCIÓN
	LB	TESTINE SOSPENSIONE - BALL JOINT - ROTULE (POUR SUSPENSION ET DIRECTION) - AUFHÄNGGEKÖPFE - ROTULA DA SUSPENSÃO - CABEZALES DE SUSPENSIÓN
	SA	BARRE ACCOPIAMENTO - COUPLING BARS - BARRES D'ACCOUPEMENT - PLEUELSTANGEN - BARRAS DA DIRECÇÃO BARRAS DE ACOPLAMIENTO
	TI	TESTA BARRA D'ACCOPIAMENTO - TIE-ROD END - ROTULE DE BARRE DE CONNEXION - SPURSTANGENKOPF - TERMINAL DA DIRECÇÃO - CABEZA DE BARRA DE ACOPLAMIENTO
	CW	BRACCIO OSCILLANTE, SOSPENSIONE RUOTA - TRACK CONTROL ARM - BRAS DE LIAISON, SUSPENSION DE ROUE - LENKER, RADAUFHÄNGUNG - BRAÇO DE SUSPENSÃO - BRAZO OSCILANTE, SUSPENSIÓN DE RUEDA

SOSPENSIONI / SUSPENSIONS LENKUNGS UND-AUFHÄNGUNGSTEILE SUSPENSION / SUSPENSÃO/ SUSPENSÓN	
	PI LEVE RINVIO STERZO - STEERING RELAY LEVIERS DE RENVOI DE LA DIRECTION - LENKRADHEBEL - BRAÇO DO PENDURAL DA DIRECÇÃO - LEVAS DE REENVÍO DE LA DIRECCIÓN
	RD GIUNTO ASSIALE, ASTA TRASVERSALE AXIAL ROD, TIE ROD - ROTULE DE DIRECTION INTERIEURE, BARRE DE CONNEXION - AXIALGELENK, SPURSTANGE - RÓTULA DA DIRECÇÃO INTERIOR - JUNTA AXIAL, ASTA TRANSVERSAL
	SI STABILIZZATORE, CHASSIS - STABILIZER, CHASSIS - STABILISATEUR, CHASSIS - STABILISATOR, FAHRWERK - ESTABILIZADOR, CHASSI - ESTABILIZADOR, CHASSIS
	CR BARRA D'ACCOPIAMENTO - TIE ROD, STEERING - BARRE DE CONNEXION SPURSTANGE - VERBINDUNGSTANGE - BARRA DE JUNÇÃO - BARRA DE ACOPLAMIENTO
	AX GIUNTO ASSIALE, ASTA TRASVERSALE AXIAL ROD, TIE ROD - ROTULE DE DIRECTION INTERIEURE, BARRE DE CONNEXION AXIALGELENK, SPURSTANGE - JUNTA AXIAL, FERRO TRANSVERSAL - JUNTA AXIAL, ASTA TRANSVERSAL
	BJ GIUNTO DI SUPPORTO/GUIDA - SUPPORT/STEERING LINK - ROTULE DE SUSPENSION TRAG/FÜHRUNGSGELENK - RÓTULA DA SUSPENSÃO - JUNTA DE SOPORTE /GUÍA

IMPIANTO ELETTRICO / ELECTRICAL PARTS ELEKTRISCHE TEILE / ÉLECTRIQUE PARTS MATERIAL ELÉCTRICO/ PARTES ELECTRICAS	
	AL ALTERNATORI - ALTERNATORS - ALTERNATEURS - LICHTMASCHINEN - ALTERNADORES - ALTERNADORES
	MT MOTORINI AVVIAMENTO - STARTERS - DÉMARREURS - ANLASSER - MOTORES DE ARRANQUE - ARRANCADOR
	BA BULBI ELETTOVENTOLA - TEMP. SENSORS - CAPTEUR DE TEMPÉRATURE - VENTILKUGELN - SENSORES DE TEMPERATURA - SENSOR TEMPERATURA
	CA CALOTTE SPINTEROGENO - DISTRIBUTOR CAPS - TÊTE D'ALLUMEUR - VERTEILEKAPPEN - TAMPAS DO DISTRIBUIDOR - TAPA DISTRIBUIDOR
	CE CANDELETTE - GLOW PLUGS - BOUGIES DE PRÉ-CHAUFFAGE - GLUHKERZEN - VELAS DE INCANDESCÊNCIA - BUJIAS
	DENSO CANDELE - SPARK PLUGS - BOUGIES D'ALLUMAGE - KERZEN - DENSO VELAS - DENSO BUJIAS
	HKT CANDELETTE HKT - HKT GLOW PLUGS BOUGIES DE PRÉCHAUFFAGE HKT - GLUHKERZEN HKT - VELAS DE INCANDESCÊNCIA HKT - CANDELILLAS HKT
	DENSO CANDELETTE DENSO - DENSO GLOW PLUGS - BOUGIES DE PRÉCHAUFFAGE DENSO - GLUHKERZEN DENSO - VELAS DE INCANDESCÊNCIA DENSO - CANDELILLAS DENSO
	00 SONDE LAMBDA - OXIGEN SENSORS SONDE LAMBDA - LAMBDA SONDEN SONDAS LAMBDA - SENSOR OXIGEN
	DENSO SONDE LAMBDA DENSO - OXIGEN SENSORS DENSO SONDE LAMBDA DENSO - LAMBDA SONDEN DENSO - SONDAS LAMBDA DENSO - SONDAS LAMBDA
	PB POMPE BENZINA - FUEL PUMP - POMPE A CARBURANT - BENZINPUMPEN - BOMBAS GASOLINA - BOMBAS DE GASOLINA

IMPIANTO ELETTRICO / ELECTRICAL PARTS ELEKTRISCHE TEILE / ÉLECTRIQUE PARTS MATERIAL ELÉCTRICO/ PARTES ELECTRICAS	
	RE REGOLATORI - REGULATORS - REGULATEUR DE TENSION - SPANNUNGSREGLER - REGULADORES - REGULADORES
	SR SPAZZOLE ACCENSIONE - ROTOR ARMS ROTOR D'ALLUMEURS - VERTEILERFINGER - ROTORES - ROTOR DEL DISTRIBUIDOR
	SS-X SPAZZOLE TERGICRISTALLO - WIPER BLADES - BALAIS ESSUIE GLACES - WISCHERBLÄTTER - ESCOVAS LIMPA VIDROS - ESCOBILLAS
	SS-F SPAZZOLE TERGICRISTALLO UNIVERSALI - UNIVERSAL WIPER BLADES - BALAIS ESSUIE GLACES UNIVERSELLES - UNIVERSALE WISCHERBLÄTTER - ESCOVAS LIMPA VIDROS UNIVERSAIS - ESCOBILLAS LIMPIAPARABRISAS UNIVERSALES
	SS-RE60C SS-RE70C REFILL UNIVERSALI PER SPAZZOLE NORMALI/FLAT - UNIVERSAL REFILL FOR NORMAL WIPER BLADES/FLAT WIPER BLADES - REFILL UNIVERSEL POUR BALAIS ESSUIE GLACE NORMALES ET BALAIS "FLAT" UNIVERSAL REFILL FUER NORMALE - WISCHERBLÄTTER UND FUER FLAT WISCHERBLÄTTER - RECARGAS UNIVERSAIS PARA ESCOVAS FLAT NORMAIS - RECAMBIOS UNIVERSALES PARA ESCOBILLAS NORMALES
	SS-RE70VL SS-RE75BH REFILL UNIVERSALI PER SPAZZOLE NORMALI/FLAT VALEO (70CM)/BOSCH (75CM) UNIVERSAL REFILL FOR NORMAL WIPER BLADES AND FOR BOSCH AND VALEO FLAT WIPER BLADES - REFILL UNIVERSEL POUR BALAIS ESSUIE GLACE NORMALES ET BALAIS "FLAT" BOSCH ET VALEO - UNIVERSAL REFILL FUER NORMALE WISCHERBLÄTTER UND FUER BOSCH UND VALEO FLAT WISCHERBLÄTTER - RECARGAS UNIVERSAIS PARA ESCOVAS NORMAIS/FLAT VALEO (70CM)/BOSCH (75CM) - RECAMBIOS UNIVERSALES PARA ESCOBILLAS NORMALES/FLAT VALEO (70CM) / BOSCH (75CM)
	XX-C KIT CAVI ACCENSIONE - ELECTRIC-CABLE IGNITION KIT - KIT CÂBLES D'ALLUMAGE - ZÜNDKABEL SET - JOGO DE FIOS DE VELA KIT CABLES DE ENCENDIDO
	B0 BOBINA DI ACCENSIONE - COIL, IGNITION BOBINE D'ALLUMAGE - ZÜNDSPULE - BOBINA DE IGNIÇÃO - BOBINA DE ENCENDIDO
	C0 CONDENSATORE - CONDENSER, IGNITION CONDENSEUR, SYSTÈME D'ALLUMAGE - KONDENSATOR, ZÜNDANLAGE - CONDENSADOR - CONDENSADOR
	CT KIT CONTATTI ACCENSIONE - CONTACT BREAKER - DISTRIBUTOR JEU DE CONTACTS, - DISTRIBUTEUR D'ALLUMAGE - KONTAKTSATZ, ZÜNDVERTEILER - JOGO DE PLATINADOS - KIT CONTACTOS DE ENCENDIDO
	GA GN GO GRUPPO UNIVERSALE KOITO - INSERT, HEADLIGHT KOITO - BLOC-OPTIQUE DE PHARE KOITO - SCHEINWERFEREINSATZ, HAUPTSCHEINWERFER KOITO - ÓPTICA KOITO - GRUPO UNIVERSAL KOITO
	IS INTERRUPTORE STOP - INTERRUPTEUR DES FEUX DE FREINS - BRAKE LIGHT SWITCH - BREMSLICHTSCHALTER - INTERRUPTOR STOP - INTERRUPTOR DE LUCES DE FRENO
	IV INTERRUPTORE TEMPERATURA, VENTOLA RADIATORE - TEMPERATURE SWITCH, RADIATOR FAN - INTERRUPTEUR DE TEMPÉRATURE, VENTILATEUR DE RADIATEUR TEMPERATURSCHALTER, KÜHLERLÜFTER - INTERRUPTOR TEMPERATURA, VENTILADOR RADIADOR - INTERRUPTOR TEMPERATURA, VENTILADOR RADIADOR
	P0 PRESSOSTATO OLIO - OIL PRESSURE SWITCH SWITCH DE PRESSION D'HUILE ÖLDRUCKSCHALTER - INTERRUPTOR DA PRESSÃO DO ÓLEO - INTERRUPTOR PRESIÓN DE ACEITE

NEW

FULL RANGE

NOVITÀ

GAMMA COMPLETA

NEW

FULL RANGE



NOVITÀ

GAMMA COMPLETA



IMPIANTO ELETTRICO / ELECTRICAL PARTS ELEKTRISCHE TEILE / ÉLECTRIQUE PARTS MATERIAL ELÉCTRICO/ PARTES ELECTRICAS		
	SP	SPINTEROGENO - DISTRIBUTOR - DISTRIBUTEUR - VERTEILER - DISTRIBUIDOR - DISTRIBUIDOR
	DE	SENSORE MASSA ARIA - MASS SENSOR - CAPTEUR DE MASSE - SENSORENMESSEUR SENSOR MASSA AR - SENSOR MASA DE AIRE
	VF	CORPO FARFALLATO ELETTRICO - THROTTLE HOUSING - BOÏTIER DE PAPILLON DROSSELKLAPPENSTUTZEN - CORPO DE MARIPOSA ELÉCTRICO - CUERPO DE MARIPOSA ELÉCTRICO
	XX	SENSORE TEMPERATURA ARIA ASPIRATA - SENDER UNIT, INTAKE AIR TEMPERATURE CAPTEUR, TEMPÉRATURE DE L'AIR D'ADMISSION - SENSOR, ANSAUGLUFTTEMPERATUR SENSOR DA TEMPERATURA DO AR DE ADMISSÃO - SENSOR DE TEMPERATURA DE AIRE ASPIRADO

MOTORE / ENGINE / MOTOR MOTEUR / MOTOR / MOTOR		
	AA	ALBERI A CAMME - CAMSHAFTS - ARBRES A CAMES - NOCKENWELLEN - ÁRVORES DE CAMES - ÁRBOLES DE LEVAS
	AB	ALBERI MOTORE - CRANKSHAFTS - VILEBREQUINS - KURBELWELLEN - CAMBOTAS ÁRBOLES DE MOTOR
	PU	PULEGGIA ALBERO MOTORE - CRANK SHAFT PULLEYS - POULIE DE VILEBREQUIN - MOTOR-WELLE ROLLE - POLIA DA CABBOTA - POLEA DEL EJE MOTOR
	GP	GUARNIZIONI COPERCHIO VALVOLE - VALVES COVER GASKETS - JOINT DE COUVRE CULBUTEUR - DICHTUNGEN DES KLAPPENDECKELS - JUNTAS DA CABAÇA - TAPA DE CULATA DE CILINDRO
	GT	GUARNIZIONI TESTATA - HEAD GASKETS - JOINTS DE CULASSES - ZYLINDERKÖPFE DICHTUNG - JOGO DE JUNTAS DA CABAÇA - JUNTAS DE CULATA
	KG	KIT GUARNIZIONI TESTATA - HEAD GASKETS SET - KIT JOINTS DE CULASSES ZYLINDERKOPFDICHTUNGSSATZE - KIT GUARNIÇÕES CABAÇA - KIT JUNTAS DE CULATA
	KI	KIT PISTONI - PISTONS KIT - KIT PISTONS KOLBEN REP. SÄTZE - JOGO DE PISTÕES KIT PISTONES
	KM	KIT GUARNIZIONI MOTORE - FULL SET GASKET - KIT POCHETTE JOINT MOTEUR MOTOR DICHTUNGSSATZE - JOGO DE JUNTAS COMPLETO - KIT JUNTAS DE MOTOR
	WV	VALVOLE - ENGINE VALVES - SOUPAPES - VENTILE - VALVÚLAS - VÁLVULAS
	XX	TESTATE - CYLINDER HEADS - CULASSES - ZILINDERKÖPFE - CABAÇAS - CULATA DEL CILINDRO
	XX	COLLETTORE DI ASPIRAZIONE - INDUCTION MANIFOLD - COLLECTEUR D'ADMISSION - ANSAUGKOLLEKTOR - COLECTOR DE ADMISSÃO - COLECTOR DE ASPIRACIÓN
	BI	BIELLE - CONNECTING RODS - BIELLE - PLEUEL - BIELAS - BIELAS
	PB	BOCCOLA BIELLA - PISTON PIN BUSHINGS BAGUES TÊTE DE BIELLE - KOLBEN-PLEUEL-BUCHSE - CASQUILHOS DE BIELA CASQUILLO DE BIELA
	RC	FASCIA ELASTICA - PISTON RING - SEGMENT DE PISTON - KOLBENRING - SEGMENTO - AROS DEL PISTÓN
	MS	BRONZINA BANCO - MAIN BEARINGS - COUSSINETS DE PALIER - HAUPTLAGER BRONZES DE APOIO - COJINETE DE BANCADA

MOTORE / ENGINE / MOTOR MOTEUR / MOTOR / MOTOR		
	CB	BRONZINA DI BIELLA - BIG END BEARINGS COUSSINET DE BIELLE - PLEUELLAGER - BRONZES DE BIELA - COJINETE DE BIELA
	CC	KIT CANNE CILINDRO MOTORE - CYLINDER LINER KITS - KIT CHEMISES - LAUFBUCHSENSÄTZE - JOGOS DE CAMISAS - KIT BARRAS DE CILINDRO DE MOTOR
	BZ	BILANCIERI VALVOLE - BALANCES VALVES - VALVES D'ÉQUILIBRES BALANCEN VENTILE - MARTELOS - BALANCINES DE LAS VÁLVULAS
	SH DB	BRONZINA ALBERO A CAMME - CAMSHAFT BEARINGS - COUSSINETS ARBRE À CAMES NOCKENWELLENLÄGER - BRONZES DA ÁRVORE DE CAMES - COJINETE DE ÁRBOL DE LEVAS
	TW	RASAMENTI - THRUST WASHERS - CALES LATÉRALE - ANLAUFSCHIEBE - ANILHAS DE FOLGA DA CABBOTA - ENRASES
	BL	BULLONI TESTATA - CYLINDER HEAD BOLT BOULON DE CULASSE DE CYLINDRE - ZYLINDERKOPFSCHRAUBE - PERNOS DA CABAÇA - PERNOS DE CABEZAL
	XX	VALVOLA RICIRCOLO GAS DI SCARICO EXHAUST GAS RECIRCULATION VALVE VANNE EGR - EGR VENTIL - AGR VENTIL - VALVÚLA DE RECICLO DO GÁS DE ESCAPE VÁLVULA DE RECIRCULACIÓN DE GAS DE DESCARGA
	XX	POMPA OLIO - OIL PUMP - POMPE À HUILE ÖLPUMPE - BOMBA ÓLEO - BOMBA DE ACEITE
	XX	INIETTORE - INJECTOR - INJECTEUR - INJEKTOREN - INJECTOR - INYECTOR
	XX	MOTORE COMPLETO - COMPLETE ENGINE MOTEUR COMPLET - MOTOR KOMPLETT MOTOR COMPLETO - MOTOR COMPLETO
	XX	TURBINA - TURBOCHARGER - TURBOCOMPRESSEUR - TURBOLADER - TURBO - TURBINA

URETHANE CUSHION

1 2 3 4 5 6

CODE MM-A	CODE MM-B	CODE MM-C	CODE MM-D	CODE MM-E	CODE MM-F
-----------	-----------	-----------	-----------	-----------	-----------

NEW "CON SOLO 6 CODICI, GAMMA COMPLETA!!!"

PULITORE GAS IMPIANTI LPG/GPL

CODE XX-GAS

NEW

www.japanparts.eu

Code Article Codice Articolo	Sostituito da Replaced by
CS-113	CS-161
CS-197	CS-199
CS-198	CS-171
CS-202	CS-215
CS-205	CS-213
CS-214	CS-208
CS-222	CS-212
CS-242	CS-216
CS-245	CS-215
CS-247	CS-212
CS-248	CS-249
CS-256	CS-294
CS-257	CS-212
CS-258	CS-219
CS-276	CS-278
CS-277	CS-279
CS-296	CS-294
CS-297	CS-219
CS-298	CS-220
CS-299	CS-219
CS-308	CS-368
CS-314	CS-368
CS-372	CS-365
CS-401	CS-403
CS-402	CS-403
CS-510	CS-500
CS-511	CS-501
CS-520	CS-534
CS-521	CS-535
CS-591	CS-589
CS-592	CS-590
CS-605	CS-208
CS-710	CS-704
CS-825	CS-824
CS-826	CS-824
CS-897	CS-116
CS-898	CS-195
CS-900	CS-901
CS-H00	CS-H08
CS-H03	CS-589
CS-H04	CS-590

Code Article Codice Articolo	Sostituito da Replaced by
CS-H09	CS-589
CS-H10	CS-590
CS-H12	CS-H14
CS-K03	CS-K00
CS-K11	CS-K12
CS-K18	CS-K00
DI-058	DI-586
DI-130	DI-132
DI-141	DI-199
DI-147	DI-015
DI-156	DI-158
DI-184	DI-197
DI-186	DI-187
DI-192	DI-197
DI-193	DI-185
DI-195	DI-108
DI-200	DI-202
DI-209	DI-270
DI-231	DI-286
DI-238	DI-270
DI-256	DI-255
DI-260	DI-252
DI-273	DI-244
DI-290	DI-282
DI-308	DI-508
DI-328	DI-324
DI-331	DI-332
DI-339	DI-330
DI-343	DI-349
DI-408	DP-408
DI-497	DI-423
DI-503	DI-522
DI-504	DP-504
DI-519	DI-523
DI-528	DI-530
DI-531	DI-598
DI-584	DI-516
DI-585	DI-599
DI-590	DI-592
DI-594	DI-524
DI-596	DI-520

Code Article Codice Articolo	Sostituito da Replaced by
DI-597	DI-521
DI-606	DI-609
DI-616	DI-607
DI-698	DI-603
DI-799	DI-702
DI-803	DI-807
DI-810	DI-811
DI-901	DI-997
DI-902	DI-903
DI-905	DI-903
DI-908	DI-997
DI-H00	DI-H02
DI-H01	DI-057
DI-H06	DI-587
DI-K00	DI-398
DI-K01	DI-587
DI-W00	DI-W01
DI-W02	DI-910
DI-W03	DI-W05
DI-W06	DI-910
DP-105	DP-116
DP-196	DP-155
DP-292	DP-216
DP-398	DP-308
DP-403	DP-402
DP-445	DP-495
DP-499	DP-402
DP-507	DP-506
DP-522	DP-511
DP-601	DP-602
DP-901	DI-997
DP-908	DP-997
DP-991	DP-993
DP-998	DP-995
DP-H00	DP-596
DP-K01	DI-K02
DP-K09	DP-H01
GF-005AF	GF-003AF
GF-131AF	GF-132AF
GF-135AF	GF-129AF
GF-139AF	GF-134AF

Code Article Codice Articolo	Sostituito da Replaced by
GF-192AF	GF-138AF
GF-198AF	GF-101AF
GF-203AF	GF-601AF
GF-207AF	GF-205AF
GF-208AF	GF-601AF
GF-213AF	GF-206AF
GF-218AF	GF-601AF
GF-222AF	GF-237AF
GF-238AF	GF-206AF
GF-241AF	GF-237AF
GF-244AF	GF-201AF
GF-245AF	GF-234AF
GF-246AF	GF-239AF
GF-295AF	GF-239AF
GF-296AF	GF-233AF
GF-298AF	GF-234AF
GF-308AF	GF-303AF
GF-310AF	GF-303AF
GF-331AF	GF-313AF
GF-387AF	GF-395AF
GF-389AF	GF-305AF
GF-390AF	GF-332AF
GF-392AF	GF-305AF
GF-495AF	GF-409AF
GF-497AF	GF-410AF
GF-498AF	GF-499AF
GF-506AF	GF-583AF
GF-530AF	GF-586AF
GF-531AF	GF-526AF
GF-589AF	GF-501AF
GF-590AF	GF-526AF
GF-591AF	GF-587AF
GF-593AF	GF-587AF
GF-594AF	GF-586AF
GF-597AF	GF-585AF
GF-598AF	GF-592AF
GF-599AF	GF-H13AF
GF-608AF	GF-813AF
GF-609AF	GF-602AF
GF-612AF	GF-811AF
GF-613AF	GF-604AF

Code Article Codice Articolo	Sostituito da Replaced by
GF-708AF	GF-797AF
GF-803AF	GF-805AF
GF-816AF	GF-818AF
GF-819AF	GF-818AF
GF-889AF	GF-899AF
GF-890AF	GF-813AF
GF-891AF	GF-899AF
GF-892AF	GF-899AF
GF-893AF	GF-899AF
GF-895AF	GF-811AF
GF-896AF	GF-808AF
GF-905AF	GF-991AF
GF-992AF	GF-991AF
GF-993AF	GF-194AF
GF-994AF	GF-991AF
GF-997AF	GF-999AF
GF-998AF	GF-395AF
GF-H00AF	GF-H01AF
GF-H04AF	GF-H02AF
GF-H09AF	GF-H07AF
GF-H14AF	GF-592AF
GF-H17AF	GF-K08AF
GF-K02AF	GF-097AF
GF-K03AF	GF-H03AF
GF-K06AF	GF-K00AF
GF-K09AF	GF-K00AF
GF-K10AF	GF-K01AF
GF-W00AF	GF-W01AF
KDP-375	KDP-W03
PA-005AF	PA-003AF
PA-053AF	PA-059AF
PA-091AF	PA-090AF
PA-095AF	PA-099AF
PA-104AF	PA-112AF
PA-106AF	PA-105AF
PA-107AF	PA-108AF
PA-125AF	PA-010AF
PA-126AF	PP-101AF
PA-131AF	PA-134AF
PA-133AF	PA-195AF
PA-136AF	PP-136AF

Code Article Codice Articolo	Sostituito da Replaced by
PA-138AF	PA-134AF
PA-139AF	PA-137AF
PA-145AF	PA-134AF
PA-148AF	PA-197AF
PA-177AF	PP-137AF
PA-181AF	PA-179AF
PA-182AF	PA-134AF
PA-183AF	PA-143AF
PA-184AF	PA-103AF
PA-185AF	PA-101AF
PA-186AF	PA-135AF
PA-187AF	PA-147AF
PA-189AF	PA-143AF
PA-190AF	PA-015AF
PA-198AF	PA-191AF
PA-199AF	PA-806AF
PA-208AF	PA-228AF
PA-215AF	PA-203AF
PA-227AF	PP-207AF
PA-234AF	PA-116AF
PA-240AF	PA-247AF
PA-241AF	PA-202AF
PA-246AF	PA-231AF
PA-248AF	PA-286AF
PA-251AF	PA-237AF
PA-252AF	PA-237AF
PA-253AF	PA-224AF
PA-257AF	PA-235AF
PA-260AF	PA-245AF
PA-261AF	PA-264AF
PA-262AF	PA-235AF
PA-266AF	PA-285AF
PA-288AF	PA-292AF
PA-289AF	PA-264AF
PA-290AF	PA-264AF
PA-296AF	PA-293AF
PA-297AF	PA-330AF
PA-298AF	PA-255AF
PA-299AF	PA-258AF
PA-306AF	PA-307AF
PA-321AF	PA-490AF

Code Article Codice Articolo	Sostituito da Replaced by
PA-324AF	PA-502AF
PA-327AF	PA-301AF
PA-333AF	PA-326AF
PA-334AF	PA-601AF
PA-338AF	PA-590AF
PA-345AF	PA-332AF
PA-374AF	PA-341AF
PA-375AF	PA-W03AF
PA-379AF	PA-398AF
PA-381AF	PA-413AF
PA-385AF	PA-399AF
PA-386AF	PA-342AF
PA-387AF	PA-341AF
PA-388AF	PA-383AF
PA-389AF	PA-W03AF
PA-391AF	PA-K02AF
PA-393AF	PA-384AF
PA-394AF	PA-329AF
PA-395AF	PA-383AF
PA-396AF	PA-509AF
PA-408AF	PA-412AF
PA-418AF	PA-424AF
PA-419AF	PA-414AF
PA-420AF	PA-339AF
PA-422AF	PA-426AF
PA-440AF	PA-426AF
PA-441AF	PA-493AF
PA-453AF	PA-427AF
PA-496AF	PA-430AF
PA-497AF	PA-432AF
PA-498AF	PA-432AF
PA-499AF	PA-432AF
PA-500AF	PA-593AF
PA-521AF	PA-525AF
PA-523AF	PA-528AF
PA-532AF	PA-528AF
PA-562AF	PP-502AF
PA-584AF	PA-586AF
PA-587AF	PA-530AF
PA-588AF	PA-592AF
PA-589AF	PA-528AF

Code Article Codice Articolo	Sostituito da Replaced by
PA-591AF	PA-590AF
PA-594AF	PA-339AF
PA-596AF	PA-528AF
PA-598AF	PA-530AF
PA-611AF	PA-343AF
PA-700AF	PA-101AF
PA-704AF	PA-799AF
PA-730AF	PA-708AF
PA-808AF	PA-899AF
PA-811AF	PA-897AF
PA-812AF	PA-893AF
PA-814AF	PA-813AF
PA-817AF	PP-601AF
PA-887AF	PA-805AF
PA-888AF	PA-899AF
PA-889AF	PA-899AF
PA-890AF	PA-899AF
PA-891AF	PA-805AF
PA-892AF	PA-816AF
PA-895AF	PA-W00AF
PA-903AF	PA-999AF
PA-906AF	PA-390AF
PA-995AF	PA-320AF
PA-996AF	PA-K14AF
PA-A00AF	PA-502AF
PA-H03AF	PA-H05AF
PA-H04AF	PA-590AF
PA-H07AF	PA-H02AF
PA-H09AF	PA-339AF
PA-H16AF	PA-S01AF
PA-K03AF	PA-057AF
PA-K04AF	PA-057AF
PA-K06AF	PA-583AF
PA-K07AF	PA-K17AF
PA-K15AF	PA-H10AF
PA-K16AF	PA-H10AF
PA-K21AF	PA-K05AF
PA-S03AF	PA-H05AF
PA-W01AF	PA-W02AF
PA-W11AF	PA-W05AF
PP-002AF	PP-508AF

Code Article Codice Articolo	Sostituito da Replaced by
PP-017AF	PP-016AF
PP-018AF	PP-016AF
PP-126AF	PP-123AF
PP-195AF	PP-129AF
PP-198AF	PP-196AF
PP-199AF	PP-127AF
PP-201AF	PP-210AF
PP-205AF	PP-213AF
PP-208AF	PP-213AF
PP-209AF	PP-213AF
PP-215AF	PP-259AF
PP-255AF	PP-204AF
PP-296AF	PP-294AF
PP-297AF	PP-210AF
PP-298AF	PP-210AF
PP-299AF	PP-213AF
PP-314AF	PA-314AF
PP-340AF	PP-303AF
PP-341AF	PP-303AF
PP-384AF	PP-391AF
PP-389AF	PP-305AF
PP-390AF	PP-307AF
PP-392AF	PP-307AF
PP-393AF	PP-391AF
PP-394AF	PP-391AF
PP-395AF	PP-391AF
PP-396AF	PP-391AF
PP-397AF	PP-305AF
PP-408AF	PP-405AF
PP-409AF	PP-405AF
PP-425AF	PP-404AF
PP-495AF	PP-405AF
PP-497AF	PP-405AF
PP-498AF	PP-405AF
PP-503AF	PP-594AF
PP-596AF	PP-504AF
PP-597AF	PP-504AF
PP-699AF	PP-303AF
PP-903AF	PP-999AF
PP-995AF	PP-994AF
PP-A01AF	PA-286AF

JAPANPARTS CODE	OEM	APPLICATIONS / APPLICAZIONI
BRAKE DISC FRONT\BREMSSCHEIBEN VORN\DISCOS DE FRENO DELANTEROS\DISCHI FRENO ANTERIORI		
DI-017	271942103701	TATA SAFARI 2.2 TDiC -TATA XENON 2.2 DiCOR
DI-142	40206-00QAA	NISSAN KUBISTAR 1.2 - NISSAN KUBISTAR 1.5 dCi 70
DI-152	40206-CA010	NISSAN MURANO 3.5 4x4 - INFINITI FX 35
DI-154	40206-1KA3A	NISSAN Juke 1.5 dCi - NISSAN Juke 1.6
DI-155	40206-1HA0A	NISSAN MICRA (K13) 1.2
DI-160	40206-3LG0A	NISSAN EVALIA 1.6 - NISSAN NV200 1.5 dci
DI-161	40206-MB600	NISSAN CABSTAR 35.13 - NISSAN Comm. CABSTAR E 110.45
DI-2015	43512-05090	TOYOTA AVENSIS 2.2 D - TOYOTA VERSO 2.2 D-4D
DI-2016	43512-0F030	TOYOTA AVENSIS 1.8 - TOYOTA VERSO 1.6
DI-2017	43512-52120	TOYOTA YARIS 1.8 VVTi - TOYOTA YARIS 1.0 VVT-i
DI-2018	43512-12670	TOYOTA AURIS 1.4 D-4D - TOYOTA AURIS 1.6
DI-2019	43512-60140	TOYOTA LAND CRUISER (_J7_) 4.2 TD (HZJ7__V)
DI-2020	43512-06090	TOYOTA CAMRY (_V30) 3.5 VVTi XLE - TOYOTA CAMRY 2.4 VVTi Hybrid
DI-2021	43512-35080	TOYOTA HILUX Pick-up (_N_) 2.0
DI-2023	42512-26160	TOYOTA HIACE IV 2.4 (RCH12_, RCH22_) - HIACE IV (_H1_, _H2_) 2.7
DI-2024	43512-35280	TOYOTA 4 RUNNER (_N130) 2.7 i 4x4 - TOYOTA 4 RUNNER (_N130) 3.4 i 4x4
DI-2025	43512-22260	LEXUS GS 300 - LEXUS GS 450 h
DI-2026	43516-22010	LEXUS GS 300 - LEXUS GS 450 h
DI-2027	43512-47030	TOYOTA PRIUS 1.5
DI-355	UH7433251	MAZDA B-SERIE (UN) 2.5 D 4WD - MAZDA B-SERIE (UN) 2.5 D
DI-356	DB0Y-33-251	MAZDA 121 II (DB) 1.3 16V
DI-357	UG 52 33 25X	MAZDA B-SERIE (UF) 2.5 D 4WD
DI-425	45251-SAA-G50	HONDA JAZZ (GD) 1.2 - HONDA JAZZ (GD) 1.4
DI-428	45251-SDC-A00	HONDA ACCORD VIII 2.4 (CL9) - HONDA ACCORD VIII Tourer 2.4 Vtec E
DI-431	45251-S9A-E50	HONDA CR-V II 2.0 - HONDA CR-V II 2.2 CTDi
DI-433	45251-S6M-A10	HONDA CIVIC VI Hatchback 2.0 Type-R - HONDA INTEGRA 2.0
DI-543	4615A115	MITSUBISHI LANCER SPORTBACK 1.5 - MITSUBISHI LANCER 2.0 DI-D
DI-544	MR 307375	MITSUBISHI LANCER VI (CK/P_A) 2.0 16V EVO VI / VII (CP9A)
DI-545	MR334998	MITSUBISHI ECLIPSE II (D3_) 2400 GS 16V
DI-713	26300FE070	SUBARU IMPREZA 2.5 4 ruote motrici
DI-824	55211-76J00-000	SUZUKI JIMNY (FJ) 1.3 16V 4x4 - SUZUKI JIMNY (FJ) 1.5 DDiS 4x4
DI-825	55211-76J11-000	SUZUKI JIMNY (FJ) 1.3 16V 4x4 - SUZUKI JIMNY (FJ) 1.5 DDiS 4x4
DI-H15	51712-2L500	HYUNDAI i30 1.4 - HYUNDAI i30 2.0 CRDi
DI-H17	51712-2T100	HYUNDAI i40 1.6 Gdi - HYUNDAI i40 1.7 CRDi
DI-H24	51712-4H500	HYUNDAI H-1 2.5 CRDi - HYUNDAI H-1/H-200 2.5 CRDi
DI-K13	0K71E-33251	KIA K2700 2.7 D - ASIA MOTORS HI-TOPIC (AM 725) 2.7 D
DI-K22	0K63B-33-251A	KIA K2700 2.7 D
DI-L00	SDB101070	LAND ROVER FREELANDER (LN) 2.5 V6 - FREELANDER (LN) 2.0 DI
DI-L01	SDB000380	LAND ROVER DISCOVERY II (LJ, LT) 2.5 Td5 - DISCOVERY II (LJ, LT) 4.0 V8
DI-L02	SDB000622	LAND ROVER RANGE ROVER III (LM) 4.2 - DISCOVERY III 5.0 V8
DI-L03	SDB500192	LAND ROVER RANGE ROVER III (LM) 4.2 - RANGE ROVER SPORT 3.0 TD

JAPANPARTS CODE	OEM	APPLICATIONS / APPLICAZIONI
BRAKE DISC FRONT\BREMSSSCHEIBEN VORN\DISCOS DE FRENO DELANTEROS\DISCHI FRENO ANTERIORI		
DI-L04	SDB000602	LAND ROVER DISCOVERY III 2.7 TD -RANGE ROVER SPORT 2.7 TDVM
DI-L05	LR000470	LAND ROVER FREELANDER 2 3.2
DI-L06	SDB500182	LAND ROVER RANGE ROVER III (LM) 4.4 - RANGE ROVER III (LM) 3.0 TD 6
DI-L07	NTC8780	LAND ROVER RANGE ROVER II (LP) 4.0 - RANGE ROVER II (LP) 2.5 D
DI-L08	SDB000614	LAND ROVER DISCOVERY III 4.4 - RANGE ROVER SPORT 4.4
DI-L09	FTC902	LAND ROVER DISCOVERY I 2.5 TDI - DEFENDER (LD) 2.5 4x4
DI-L10	SDB100830	LAND ROVER FREELANDER (LN) 2.5 V6 - FREELANDER (LN) 2.0 DI
DI-L11	SDB000201	LAND ROVER RANGE ROVER III (LM) 4.4 - RANGE ROVER III (LM) 3.6 TD 8
DI-L12	FRC7329	LAND ROVER DISCOVERY II (LJ, LT) 2.0 16 V - RANGE ROVER I 3.5
DI-L13	LR000571	LAND ROVER FREELANDER 2 2.2 TD4 - RANGE ROVER EVOQUE 2.0 Si4
DI-S04	41441-08130	SSANGYONG REXTON 3.2
DI-S05	41441-08000	SSANGYONG REXTON 3.2
DI-S06	4144134000	SSANGYONG KORANDO 2.0 e-Xdi - KORANDO 2.0 e-XDi 4x4
DI-W15	13502045	CHEVROLET CRUZE 2.0 CDI - OPEL ASTRA J 1.6 Turbo
DI-W16	13502052	CHEVROLET CRUZE 2.0 CDI - CHEVROLET ORLANDO 2.0 D
BRAKE DISC REAR\BREMSSSCHEIBEN HINTEN\DISCOS DE FRENO POSTERIORES\DISCHI FRENO POSTERIORI		
DP-104	43207-9X100	NISSAN ATLEON 3.0 (120.35 - 120.56)
DP-106	43206-CA000	NISSAN MURANO 3.5 4x4 - INFINITI FX 37
DP-107	43206-MB600	NISSAN CABSTAR 35.15
DP-239	42431-52150	TOYOTA URBAN CRUISER 1.3 VVT-i - TOYOTA URBAN CRUISER 1.4 D-4D
DP-240	42431-05070	TOYOTA AVENSIS 1.8 - TOYOTA AVENSIS 2.2 D-CAT
DP-241	42431-12310	TOYOTA PRIUS 1.8 HSD -TOYOTA VERSO-S 1.4 D
DP-242	42431-05050	TOYOTA AVENSIS Station wagon (T25) 2.2 D-CAT
DP-243	42431-12260	TOYOTA AURIS 1.6 - TOYOTA AURIS 2.2 D
DP-244	42431-05040	TOYOTA AVENSIS (_T22_) 1.6 VVT-i
DP-245	42431-0F020	TOYOTA VERSO 1.6 - TOYOTA VERSO 2.2 D-CAT
DP-246	42431-30290	LEXUS IS 250 (GSE20)
DP-247	42431-33130	TOYOTA CAMRY (_V30) 3.5 VVTi XLE - TOYOTA CAMRY 2.4 VVTi Hybrid
DP-248	42431-12190	TOYOTA COROLLA Liftback (_E11_) 1.4 (ZZE111_)
DP-249	42431-33080	LEXUS RX (XU1) 3.0 2WD - LEXUS RX (XU1) 300 V6
DP-250	42431-51010	TOYOTA CROWN (_S1_) 2.2 D (LS110_)
DP-251	42043-19065	TOYOTA PASEO (EL54) 1.5 16V
DP-329	L232-26-251B	MAZDA CX-7 2.2 MZR-CD
DP-419	42510-ST7-R00	HONDA INTEGRA (DC2) 1.8 Type-R - HONDA LEGEND III (KA9) 3.5 i 24V
DP-420	42510-SZ3-000	HONDA LEGEND III (KA9) 3.5 i 24V
DP-516	4615A037	MINIBUS MITSUBISHI PAJERO IV (V80) 3.2 DI-D (V88W, V98W)
DP-517	MN116332	MINIBUS MITSUBISHI LANCER SPORTBACK 1.5 - LANCER SPORTBACK 2.0 DI-D
DP-604	42403-87709	DAIHATSU CHARADE IV Tre volumi (G203) 1.5
DP-709	26700-FE050	SUBARU IMPREZA (GD, GG) 2.5 WRX- IMPREZA (GD, GG) 2.0 AWD
DP-H08	58411-3N020	HYUNDAI GENESIS COUPE 2.0 Turbo Sport
DP-H09	58411-3Z100	HYUNDAI i40 1.6 Gdi - HYUNDAI i40 1.7 CRDi

JAPANPARTS CODE	OEM	APPLICATIONS / APPLICAZIONI
BRAKE DISC REAR BREMSSCHEIBEN HINTEN DISCOS DE FRENO POSTERIORES DISCHI FRENO POSTERIORI		
DP-H10	58411-3Z700	HYUNDAI i40 1.6 Gdi - HYUNDAI i40 1.7 CRDi
DP-H11	58411-4H300	HYUNDAI H-1 2.5 CRDi
DP-K15	58411-2K300	KIA SOUL 1.6 - KIA SOUL 1.6 CRDi
DP-K16	58411-2P000	KIA SORENTO 2.4 16V - KIA SORENTO 2.0 CRDi
DP-K17	58411-1P300	KIA VENGA 1.6 CRDi - HYUNDAI ix20 1.6
DP-K18	58411-0U300	KIA RIO 1.2 - KIA RIO 1.4 CRDi
DP-L00	SDB000635	LAND ROVER DISCOVERY III 2.7 TD
DP-L01	SDB000644	LAND ROVER DISCOVERY III 4.4
DP-L02	LR017804	LAND ROVER RANGE ROVER III (LM) 3.0 TD 6
DP-L03	LR001018	LAND ROVER FREELANDER 2 2.2 TD4 4x4
DP-L04	SDB000211	LAND ROVER RANGE ROVER III (LM) 4.2
DP-L05	LR017953	LAND ROVER DISCOVERY II (LJ, LT) 2.0 16 V
DP-L06	LR001019	LAND ROVER FREELANDER 2 3.2
DP-L07	SDB000470	LAND ROVER DISCOVERY II (LJ, LT) 2.5 Td5
DP-L08	SDB000330	LAND ROVER DEFENDER Station Wagon (LD) 2.5 Td5 4WD
DP-L09	LR027123	LAND ROVER RANGE ROVER EVOQUE 2.2 TD4
DP-S03	4840134100	SSANGYONG KORANDO 2.0 e-XDi 4x4
DP-S04	48401-34000	SSANGYONG KORANDO 2.0 e-XDi
DP-W06	13502136	CHEVROLET CRUZE 2.0 CDI - OPEL ASTRA J 2.0 CDTI
DP-W07	13502139	CHEVROLET CRUZE 2.0 CDI - CHEVROLET ORLANDO 1.8
BRAKE SHOES BREMSBACKEN MÂCHOIRES DE FREIN GANASCE FRENO		
GF-007AF	720060023	DR DR1 1.3 Ecopower - DR2 1.3
GF-008AF	181028L	LIGIER NOVA 500 - AIXAM 500 0.5 D
GF-009AF	181028L	LIGIER NOVA 500 - AIXAM 500 0.5 D
GF-115AF	44060-8H725	NISSAN X-TRAIL (T30) 2.0 4x4 - NISSAN X-TRAIL (T30) 2.0
GF-116AF	D4060-JX00A	NISSAN EVALIA 1.6 - NISSAN NV200 1.5 dci
GF-117AF	D4060-1HD3B	NISSAN MICRA (K13) 1.2
GF-228AF	46540-42020	TOYOTA RAV 4 III 2.2 D-4D - TOYOTA RAV 4 III 2.0
GF-229AF	04495-36070	TOYOTA DYNA 200 - 3.7 D
GF-230AF	46550-60070	TOYOTA LAND CRUISER (_J4_) 3.6 D (HJ45_V)
GF-231AF	0449505040	TOYOTA COROLLA (_E12U_) 1.8 VVTL-i TS
GF-232AF	0449502070	TOYOTA COROLLA (_E12U_) 2.0 D-4D
GF-235AF	46540-60050	TOYOTA LAND CRUISER 100 (_J10_) 4.7
GF-407AF	04431S1AE60	HONDA ACCORD VII (CG) 1.6 i
GF-511AF	MN186120	SMART FORFOUR 1.1 (454.030) - MITSUBISHI COLT VI 1.3
GF-515AF	4800A001	MITSUBISHI OUTLANDER 2.0 DI-D - SUBARU IMPREZA 1.5
GF-516AF	58305-29A00	HYUNDAI LANTRA I (J-1) 1.6 i.e. 16V - HYUNDAI COUPE (RD) 2.0 16V
GF-618AF	04495-97203-000	DAIHATSU SIRION (M1) 1.0 i 4WD
GF-619AF	04495-87215	DAIHATSU MOVE (L6, L9) 1.0 i - DAIHATSU CUORE V (L5) 0.8
GF-620AF	04495-87508-000	DAIHATSU GRAN MOVE (G3) 1.6 16V (G301) - PIAGGIO PORTER 1.0
GF-911AF	04882576	CHRYSLER VOYAGER III (RG) 2.4 - CHRYSLER VOYAGER III (RG) 3.3 AWD

JAPANPARTS CODE	OEM	APPLICATIONS / APPLICAZIONI
BRAKE SHOES\BREMSSBACKEN\MÂCHOIRES DE FREIN\GANASCE FRENO		
GF-912AF	8973682530	ISUZU D-MAX 2.5 D - ISUZU D-MAX 3.0 DiTD
GF-913AF	5018209AA	CHRYSLER PT CRUISER 2.0 -CHRYSLER PT CRUISER 2.2 CRD
GF-914AF	4238827	CHRYSLER NEON II 2.0 16V - CHRYSLER LE BARON 3.0 i V6
GF-915AF	05066036AA	CHRYSLER SEBRING (JR) 2.0 - CHRYSLER PT CRUISER GT 2.4
GF-H10AF	58350-H1A40	HYUNDAI TERRACAN (HP) 2.5 TD - HYUNDAI TERRACAN (HP) 2.9 CRDi
GF-H11AF	58305-47A00	HYUNDAI H-1 2.5 CRDi
GF-H12AF	58350-1CA00	HYUNDAI GETZ (TB) 1.6 - HYUNDAI GETZ (TB) 1.5 CRDi
GF-K21AF	58350-1HA00	KIA CEE'D 1.4 - HYUNDAI i30 1.4 -KIA PRO CEE'D 1.6
GF-K22AF	583503FA00	KIA OPIRUS 3.5 - KIA OPIRUS 3.8 V6
GF-L00AF	SFS500010	LAND ROVER DISCOVERY III 4.4
GF-L02AF	GBS753	LAND ROVER 88/109 2.3 (LR 88 OL, LR 109 OL)
GF-L03AF	GBS728	LAND ROVER 88/109 2.3 (LR 88 OL, LR 109 OL)
GF-L04AF	SFS000060	LAND ROVER FREELANDER (LN) 1.8 i 16V
GF-L05AF	SFS000030	LAND ROVER FREELANDER (LN) 2.5 V6
GF-L06AF	GBS655	LAND ROVER DISCOVERY II (LJ, LT) 2.0 16 V -RANGE ROVER I 3.5
GF-L07AF	ICW100030	LAND ROVER DISCOVERY II (LJ, LT) 2.5 Td5 - RANGE ROVER II (LP) 4.6
GF-L08AF	SFS500012	LAND ROVER DISCOVERY III 4.4 - DISCOVERY IV (LA) 3.0 TD
GF-L09AF	SFS000050	LAND ROVER RANGE ROVER III (LM) 4.4
GF-S02AF	583052PA10	KIA SORENTO 2.2 CRDi
GF-S03AF	4833A34000	SSANGYONG KORANDO 2.0 e-XDi
GF-W05AF	96625871	CHEVROLET CAPTIVA 2.4 - CHEVROLET CAPTIVA 2.0 D 4WD
BRAKE DRUMS\BREMSTROMMEL\TAMBORES DE FRENO\TAMBURI FRENO		
TA-001	720060022	DR DR1 1.3 Ecopower
TA-107	4320637G10	NISSAN PICK UP/KING CAB (D21) 2.5 D
TA-109	43206-0F001	NISSAN TERRANO II (R20) 2.7 D - NISSAN TERRANO II (R20) 2.7 TDi 4WD
TA-111	432064Z801	NISSAN ALMERA II (N16) 1.5 - NISSAN ALMERA II (N16) 2.2 dCi
TA-112	43200-00Q0C	NISSAN KUBISTAR 1.2 - NISSAN KUBISTAR 1.5 dCi 85
TA-113	43206-08G11	NISSAN VANETTE (C22) 2.0 D - NISSAN PICK UP NAVARA (D22) 2.4 i
TA-114	43206-15G11	NISSAN PICK UP/KING CAB (D21) 2.4 i 4WD
TA-115	43206-1HA0A	NISSAN MICRA (K13) 1.2
TA-116	43202-08M02	NISSAN SUNNY II (N13) 1.0 - NISSAN SUNNY II (N13) 1.6 i
TA-117	432069C000	NISSAN SERENA (C23M) 2.3 D -NISSAN VANETTE CARGO (HC 23) 2.0 D
TA-204	42431-26181	TOYOTA HIACE IV Wagon (_H1_, _H2_) 2.5 D-4D
TA-211	42431-02100	TOYOTA COROLLA (_E12U_) 2.0 D-4D
TA-212	42431-0D010	TOYOTA YARIS (_CP10) 1.0 16V (SCP10_)
TA-213	42431-47010	TOYOTA PRIUS (NHW11_) 1.5
TA-214	43431-28100	TOYOTA RAV 4 II (XA2) 1.8 VVTi - TOYOTA RAV 4 II (XA2) 2.0 VVTi 4WD
TA-215	42431-52070	TOYOTA YARIS 1.3 VVT-i - TOYOTA YARIS 1.0 VVT-i
TA-216	42431-0D030	TOYOTA YARIS 1.3 VVT-i - TOYOTA YARIS 1.0 VVT-i
TA-218	42431-20080	TOYOTA COROLLA FX (E8B) 1.6 - TOYOTA CARINA II (_T17_) 1.6 (AT171)
TA-219	424310K090	TOYOTA HILUX Pick-up 2.5 D - TOYOTA HILUX Pick-up 3.0 D 4x4

JAPANPARTS CODE	OEM	APPLICATIONS / APPLICAZIONI
BRAKE DRUMS\BREMSTROMMEL\TAMBORES DE FRENO\TAMBURI FRENO		
TA-220	42431-26081	TOYOTA HIACE III Wagon (_H10_) 2.4 D 4WD
TA-221	4243104020	TOYOTA HILUX Pick-up (_N_) 2.4 TD 4WD - VW TARO 2.4 D
TA-302	B455-26-251	MAZDA 323 F IV (BG) 1.8 16V -MAZDA 323 IV C (BG) 1.3 16V
TA-400	42610-S70-000	HONDA HR-V (GH) 1.6 16V 4WD - HONDA HR-V (GH) 1.6 16V
TA-402	42610-SK3-E10	HONDA CONCERTO (HW) 1.4 - HONDA CIVIC VI (MB,MC) 1.4 16V (MB8)
TA-403	42610SE0000	HONDA CIVIC IV Coupe (EJ) 1.6 i (EJ6) - HONDA LOGO (GA3) 1.3
TA-404	42610-S3Y-000	HONDA INSIGHT (ZE) 1.0
TA-501	MB668540	MITSUBISHI GALANT V (E5_A, E7_A, E8_A) 2.0 GLSTD (E57A)
TA-507	MB58758	MITSUBISHI COLT V (CJ_A) 1300 - MITSUBISHI CARISMA (DA_) 1.6
TA-509	MB587578	MITSUBISHI SPACE RUNNER (N1_W, N2_W) 2.0 16V
TA-510	MR307746	MITSUBISHI PAJERO PININ (H6_W, H7_W) 1.8
TA-511	MN102439	MITSUBISHI L 200 (K__T) 2.5 DI-D
TA-600	42403-97205-000	DAIHATSU CUORE VI 1.0 i (L701) - DAIHATSU MOVE (L6, L9) 1.0 i
TA-601	42431-87402-000	DAIHATSU TERIOS (J1) 1.3 4WD - DAIHATSU TERIOS (J1) 1.3 4WD
TA-602	4243187602	DAIHATSU TAFT 1.6 D 4x4 (F20, F25) - DAIHATSU WILDCAT/ROCKY (F75) 2.8 D
TA-700	26340AA010	SUBARU FORESTER (SF) 2.0 - SUBARU IMPREZA (GC) 1.8 i 4WD
TA-811	43511-60G00	SUZUKI LIANA (ER) 1.3 - SUZUKI BALENO (EG) 1.3 i 16V
TA-812	43511-52D00	SUZUKI GRAND VITARA (FT, GT) 2.7 XL-7
TA-813	43511-76A00	SUZUKI CARRY (FD) 1.3
TA-814	43511-75F02	SUZUKI WAGON R+ (EM) 1.2 4WD - SUZUKI WAGON R+ (EM) 1.0
TA-815	4351160F00	SUZUKI ALTO III (EF) 1.0
TA-817	4351183E00	SUZUKI WAGON R+ (MM) 1.3 - SUZUKI WAGON R+ (MM) 1.3 4WD
TA-900	8-97360-505-0	ISUZU D-MAX 3.0 DiTD - ISUZU D-MAX 2.5 D
TA-901	4683433	CHRYSLER VOYAGER II (GS) 3.0 - CHRYSLER VOYAGER II (GS) 3.8 i AWD
TA-903	8-980303850	ISUZU D-MAX 2.5 D 4x4 - ISUZU D-MAX 3.0 DiTD 4x4
TA-H16	5841122100	HYUNDAI ACCENT/EXCEL (X-3) 1.3 - HYUNDAI ACCENT/EXCEL (X-3) 1.5 i 16V
TA-K15	58411-1Y000	KIA PICANTO (TA) 1.0
TA-K16	0K60B-26-251A	KIA K2500 2.5 D - KIA K2700 2.7 D
TA-L00	SDC100110	LAND ROVER FREELANDER (LN) 2.5 V6
TA-L01	576974	LAND ROVER 88/109 3.5
TA-L02	576973	LAND ROVER 88/109 3.5 - LAND ROVER 90/110 2.5 TD
TA-M00	004329V001000000	SMART CITY-COUPE (MC01) 0.6 -SMART CABRIO 0.7
TA-W04	96470999	CHEVROLET SPARK 1.0 - CHEVROLET SPARK 1.2
REAR WHEEL CYLINDERS\IRADBREMSZYLINDER\BOMBINES DE FRENO\CILINDRETTI FRENO		
CS-117	44100-ED010	NISSAN TIIDA (C11X) 1.6 - NISSAN TIIDA (SC11X) 1.8
CS-526	MR493393	MITSUBISHI L 200 (K__T) 2.5 TD 4x4 -MITSUBISHI L 200 (K__T) 2.0 (K62T)
CS-528	MR493392	MITSUBISHI L 200 (K__T) 2.5 TD 4x4 -MITSUBISHI L 200 (K__T) 2.0 (K62T)
CS-K16	58330-07000	KIA PICANTO 1.0 - KIA PICANTO 1.1
CS-K17	0K74P-26-610	KIA K2500 2.5 D
CS-K20	0K74P-26-710	KIA K2500 2.5 D
















NEW LINE CAVI FRENO\BRAKE CABLES

JAPANPARTS CODE	OEM	APPLICATIONS / APPLICAZIONI
BC-100	36530-4F100	NISSAN MICRA (K11) 1.0 i 16V
BC-101	36530-00QAC	NISSAN PRIMASTAR Autobus 2.0
BC-102	36531-00QAC	NISSAN PRIMASTAR Autobus 2.0
BC-103	3640227000	NISSAN PRIMERA (P11) 2.0 TD
BC-104	36530-BM700	NISSAN ALMERA II Hatchback (N16) 1.5
BC-105	1102456	NISSAN PRIMERA (P11) 1.6 16V
BC-106	1954195	NISSAN TERRANO II (R20) 2.7 TD 4WD
BC-107	1954197	NISSAN TERRANO II (R20) 2.7 TD 4WD
BC-108	36531-2F200	NISSAN PRIMERA Traveller (WP11) 1.8 16V
BC-109	36531-AV600	NISSAN PRIMERA (P12) 1.8
BC-110	36531-0M810	NISSAN ALMERA I (N15) 1.6
BC-111	36531-71J10	NISSAN PRIMERA Hatchback (P10) 2.0
BC-112	36530-71J10	NISSAN PRIMERA Hatchback (P10) 2.0
BC-200	46420-12390	TOYOTA COROLLA Compact (_E11_) 1.4 (ZZE111_)
BC-201	46420-10150	TOYOTA STARLET (_P8_) 1.5 D (NP80_)
BC-202	46420-18030	TOYOTA STARLET (EP91) 1.3
BC-203	46430-05020	TOYOTA AVENSIS Liftback (_T22_) 2.0 D-4D (CDT220_)
BC-204	46420-05020	TOYOTA AVENSIS Liftback (_T22_) 2.0 D-4D (CDT220_)
BC-205	46420-02030	TOYOTA COROLLA Compact (_E11_) 1.4 (ZZE111_)
BC-206	46430-52010	TOYOTA YARIS (_CP10) 1.0 16V (SCP10_)
BC-207	46430-20600	TOYOTA AVENSIS Liftback (_T22_) 2.0 D-4D (CDT220_)
BC-208	46430-05030	TOYOTA AVENSIS Tre volumi (T25) 1.8
BC-209	46420-52010	TOYOTA YARIS (_CP10) 1.0 16V (SCP10_)
BC-210	46430-05010	TOYOTA CARINA E Tre volumi (_T19_) 2.0 TD (CT190_)
BC-211	46420-02090	TOYOTA COROLLA (_E12U_) 1.4 VVT-i
BC-212	46430-02090	TOYOTA COROLLA (_E12U_) 1.4 VVT-i
BC-213	46420-05010	TOYOTA CARINA E Tre volumi (_T19_) 2.0 TD (CT190_)
BC-214	46430-42070	TOYOTA RAV 4 II (XA2) 1.8 VVTi
BC-215	46420-33100	TOYOTA CAMRY (_V30) 2.4 VVT-i
BC-216	46430-33100	TOYOTA CAMRY (_V30) 2.4 VVT-i
BC-217	46420-42070	TOYOTA RAV 4 II (XA2) 1.8 VVTi
BC-218	46420-05030	TOYOTA AVENSIS Tre volumi (T25) 1.8
BC-219	46430-02030	TOYOTA COROLLA Compact (_E11_) 1.4 (ZZE111_)
BC-220	46420-12490	TOYOTA COROLLA Station Wagon (_E12J_) 1.4 VVT-i
BC-221	46430-12400	TOYOTA COROLLA Station Wagon (_E12J_) 1.4 VVT-i
BC-222	46420-20480	TOYOTA AVENSIS Liftback (_T22_) 2.0 D-4D (CDT220_)
BC-223	46420-05030	TOYOTA AVENSIS Tre volumi (T25) 1.8
BC-224	46420-52080	TOYOTA YARIS (_CP10) 1.0 16V (SCP10_)
BC-225	46430-52080	TOYOTA YARIS (_CP10) 1.0 16V (SCP10_)
BC-226	46430-20520	TOYOTA CELICA Cabriolet (_T20_) 2.0 GTi
BC-227	46430-05020	TOYOTA AVENSIS Liftback (_T22_) 2.0 D-4D (CDT220_)
BC-228	46420-20520	TOYOTA AVENSIS Liftback (_T22_) 1.6 VVT-i






























































JAPANPARTS CODE	OEM	APPLICATIONS / APPLICAZIONI
BC-229	46430-20580	TOYOTA CELICA (ZZT23_) 1.8 16V VT-i (ZZT230_)
BC-300	GA5R-44-410A	MAZDA 626 IV (GE) 2.0 D
BC-301	GA5R-44-420B	MAZDA 626 IV (GE) 2.0 D
BC-302	BC1D-44-410B	MAZDA 323 V S (BA) 1.6
BC-303	BC1D-44-420A	MAZDA 323 V S (BA) 1.8
BC-304	GE4T-44-410B	MAZDA 626 V Hatchback (GF) 1.8
BC-305	GE4T-44-420B	MAZDA 626 V Hatchback (GF) 1.8
BC-306	B25D-44-410B	MAZDA 323 VI S (BJ) 1.9 16V
BC-307	BP4K-44-410J	MAZDA 3 1.6
BC-308	BP4K-44-420H	MAZDA 3 1.6
BC-309	G72144150	MAZDA 323 VI S (BJ) 1.9 16V
BC-310	D001-44-150J	KIA PRIDE (DA) 1.1 i
BC-400	47560-SR4-931	HONDA CIVIC V Fastback (MB) 1.6 VTi
BC-401	47510-SR4-931	HONDA CIVIC V Fastback (MB) 1.6 VTi
BC-402	47560-S1A-E03	HONDA ACCORD VII (CG) 1.8 i
BC-403	47510-S1A-E03	HONDA ACCORD VII (CG) 1.8 i
BC-404	47560-S4N-013	HONDA HR-V (GH) 1.6 16V 4WD
BC-405	47560-SN7-952	HONDA ACCORD V (CC7) 2.0 i
BC-406	47510-SN7-952	HONDA ACCORD V (CC7) 2.0 i
BC-407	47510-S04-A01	HONDA ODYSSEY 2.3
BC-408	47560-S04-A02	HONDA CIVIC V (EJ9, EK3/4) 1.4
BC-500	MB 858045	MITSUBISHI GALANT VI (EA_) 2.4 GDI
BC-501	MB 858044	MITSUBISHI GALANT VI (EA_) 2.4 GDI
BC-502	MR510573	MITSUBISHI SPACE WAGON (N5_W) 2.4 GDI
BC-503	MR 475555	MITSUBISHI SPACE STAR (DG0) 1.3 16V
BC-504	MB 950336	MITSUBISHI LANCER VI (CK/P_A) 1.6 16V (CK4A)
BC-600	6420-87606-000	DAIHATSU FEROZA Soft Top (F300) 1.6 16V
BC-800	4504100000	SUZUKI SAMURAI (SJ) 1.9 TD
BC-801	54402-M79G00	SUZUKI ALTO IV (FF) 1.1
BC-802	54410-60A20	SUZUKI VITARA Cabrio (ET, TA) 1.6 (TA)
BC-803	54400-70F00	SUZUKI ALTO III (EF) 1.0
BC-804	54402-64G00	SUZUKI BALENO 2 volumi /Coda spiovente (EG) 1.3
BC-805	54410-81A00	SUZUKI JIMNY (FJ) 1.3 16V
BC-806		SUZUKI BALENO Station wagon (EG) 1.6 i 16V
BC-807	54420-81A00	SUZUKI JIMNY (FJ) 1.3 16V
BC-808	54410-65D10	SUZUKI GRAND VITARA (FT, GT) 2.5 V6 24V (FT)
BC-809	54401M79G00	SUZUKI ALTO IV (FF) 1.1
BC-810	54420-65D10	SUZUKI GRAND VITARA (FT, GT) 2.5 V6 24V (FT)
BC-900	4509633	CHRYSLER NEON (PL) 1.8 16V
BC-H00	59760-17010	HYUNDAI MATRIX (FC) 1.6
BC-H01	59770-17010	HYUNDAI MATRIX (FC) 1.6
BC-H02	59770-02010	HYUNDAI ATOS PRIME (MX) 1.0 i






















































NEW LINE CAVI FRENO\BRAKE CABLES

JAPANPARTS CODE	OEM	APPLICATIONS / APPLICAZIONI
BC-H03	59760-27301	HYUNDAI COUPE (RD) 1.6 16V
BC-H04	59760-2D310	HYUNDAI ELANTRA (XD) 1.6
BC-H05	59770-2C300	HYUNDAI COUPE (GK) 2.0
BC-H06	59760-25200	HYUNDAI ACCENT (LC) 1.3
BC-H07	59770-25200	HYUNDAI ACCENT (LC) 1.3
BC-H08	59760-2C300	HYUNDAI COUPE (GK) 2.0
BC-H09	59760-22100	HYUNDAI ACCENT (LC) 1.3
BC-H10	59760-22100	HYUNDAI ACCENT (LC) 1.3
BC-H11	59770-22100	HYUNDAI ACCENT (LC) 1.3
BC-H12	59760-2D310	HYUNDAI ELANTRA (XD) 1.6
BC-H13	59770-2D310	HYUNDAI ELANTRA (XD) 1.6
BC-H14	59760-02010	HYUNDAI ATOS PRIME (MX) 1.0 i
BC-K00	0K205-44-420J	KIA CARENS I (FC) 1.8
BC-K01	0K2A-244-410E	KIA CARENS I (FC) 1.8
BC-K02	0K56B-44-150	KIA CARNIVAL II 2.5 V6
BC-K03	0K56B-44-420	KIA CARNIVAL II 2.5 V6
BC-K04	0K56B-44-410	KIA CARNIVAL II 2.5 V6
BC-K05	0K30A-44-420H	KIA RIO 1.5
BC-K06	0K30A-44-410H	KIA RIO Station wagon (DC) 1.3
BC-K07	0K2A-244-410E	KIA CARENS I (FC) 1.8
BC-K08	59770-07310	KIA PICANTO 1.1
BC-K09	KK153-44-150	KIA PRIDE (DA) 1.3 i
BC-K10	0K2A1-44-420D	KIA SHUMA II (FB) 1.6
BC-K11	59760-07310	KIA PICANTO 1.1
BC-W00	96243462	DAEWOO NUBIRA (KLAJ) 1.6 16V
BC-W01	96243463	DAEWOO NUBIRA (KLAJ) 1.6 16V
BC-W02	96245829	DAEWOO LANOS Tre volumi (KLAT) 1.6 16V
BC-W03	96230545	DAEWOO LANOS Tre volumi (KLAT) 1.6 16V
BC-W04	96590791	DAEWOO MATIZ (KLYA) 0.8
























































	KW			
DACIA DUSTER <i>i</i> <i>i</i>				
1.5 dCi	63	04.10 →	 PA-013AF	NO ABS
1.5 dCi	79	06.10 →		Imp. LUCAS
1.6 dCi	66	10.10 →		
1.6 16V	77	04.10 →		
1.6 16V 4x4	77	06.10 →		
FIAT SEDICI <i>i</i> <i>i</i>				
1.6 16V 4x4	79	06.06 →	 PA-801AF	Imp. TRW
1.9 D Multijet	88	06.06 →	 PA-819AF	Made in Japan
			 DI-820	Imp. HITACHI
				 GF-817AF
				 CS-846
OPEL ANTARA <i>i</i> <i>i</i>				
2.0 CDTI		03.07 →	 PA-W10AF	
2.0 CDTI		05.06 →	 DI-W12	
2.0 CDTI FWD		09.08 →		 PP-W04AF
2.4		05.06 →		 DP-W05
2.4 FWD		09.08 →		 GF-W06AF
3.2 V6		03.07 →		Parking Brake\Freno staz.














































EUROPE Vehicle

	KW			
CITROEN C1				
1.0	50	06.05 →	 PA-217AF	 GF-212AF
1.4 HDi	40	06.05 →	 DI-269	 TA-203  CS-207
OPEL ASTRA F (56_, 57_)				
1.7 D	42	03.92 → 09.92	 PA-390AF	 GF-395AF
1.7 D	44	07.92 → 09.98	 DI-910	 TA-W00
1.7 TD	50	11.94 → 09.98		 CS-W00
1.7 TDS	60	03.92 → 09.98		 CS-W01
OPEL ASTRA F Hatchback (53_, 54_, 58_, 5				
1.7 D	44	07.92 → 01.98	 PA-390AF	 GF-395AF
1.7 D	42	12.91 → 09.92	 DI-910	 TA-W00
1.7 TD	50	11.94 → 01.98		 CS-W00
1.7 TDS	60	12.91 → 01.98		 CS-W01
OPEL ASTRA F Station wagon (51_, 52_)				
1.7 D	44	07.92 → 01.98	 PA-390AF	 GF-395AF
1.7 D	42	12.91 → 09.92	 DI-910	 TA-W00
1.7 TD	50	11.94 → 01.98		 CS-W00
1.7 TDS	60	12.91 → 01.98		 CS-W01
OPEL ASTRA J				
1.3 CDTI ecoFLEX	70	12.09 →	 PA-W12AF  PA-W13AF	 PP-W05AF
1.4 ecoFLEX	64	12.09 →	 PA-W12AF	 PP-W05AF
1.4 ecoFLEX	74	12.09 →	 PA-W13AF	 DP-W06
1.4 Turbo	103	12.09 →	 DI-W15	 DP-W07
1.6	85	12.09 →	 DI-W16	
1.6 Turbo	132	12.09 →	 PA-W13AF	 PP-W05AF
1.7 CDTI	92	12.09 →	 DI-W15	 DP-W06
1.7 CDTI	81	12.09 →	 DI-W16	 DP-W07
2.0 CDTI	118	12.09 →		
OPEL ASTRA Sports Tourer (J)				
1.3 CDTI	70	10.10 →	 PA-W12AF	 PP-W05AF
1.4	74	10.10 →	 PA-W13AF	 DP-W06
1.4 Turbo	103	10.10 →	 DI-W15	 DP-W07
1.6	85	10.10 →	 DI-W16	
1.4 Turbo	88	10.10 →	 PA-W12AF	 PP-W05AF
			 PA-W13AF	 DP-W07
			 DI-W16	
1.6 Turbo	132	10.10 →	 PA-W13AF	 PP-W05AF
1.7 CDTI	92	10.10 →	 DI-W15	 DP-W06
1.7 CDTI	81	10.10 →	 DI-W16	 DP-W07
2.0 CDTI	118	10.10 →		

















































	KW				
OPEL CAMPO (TF_) <i>i</i> <i>i</i>					
2.6 D (TFR64)	56	08.91 → 06.94	 PA-904AF  DI-909	Imp. AKEBONO	 PP-900AF  GF-904AF  TA-902  CS-901
2.6 D 4x4 (TFS64)	56	08.91 → 06.94			
2.6 DTI	74	12.01 →			
2.6 TD (TFR64)	56	07.94 →			
2.6 TD 4x4 (TFS64)	56	07.94 →			
OPEL CORSA B (73_, 78_, 79_, F35_) <i>i</i> <i>i</i>					
1.6 D	37	03.93 → 09.00	 PA-390AF  DI-904  DI-911		 GF-996AF  CS-W01
1.6 TD	49	03.93 → 09.00			
1.7 D	44	02.96 → 09.00			
OPEL CORSA B Furgonato/Box (73_) <i>i</i> <i>i</i>					
1.7 D	44	08.99 → 09.00	 PA-390AF  DI-904  DI-911		 GF-996AF  CS-W01
OPEL FRONTERA A (5_MWL4) <i>i</i> <i>i</i>					
2.3 TD (6JMWL4)	74	03.92 → 10.98	 PA-904AF  DI-909	Imp. AKEBONO	 GF-991AF  CS-901
OPEL KADETT E (39_, 49_) <i>i</i> <i>i</i>					
1.6 TD	53	07.88 → 08.91	 PA-390AF  DI-904  DI-911		 GF-999AF  TA-W00  CS-W00
OPEL KADETT E Hatchback (33_, 34_, 43_) <i>i</i> <i>i</i>					
1.6 TD	53	07.88 → 08.91	 PA-390AF  DI-904  DI-911		 GF-999AF  TA-W00  CS-W00
OPEL KADETT E Station wagon (35_, 36_, 45_, 46_) <i>i</i> <i>i</i>					
1.6 TD	53	07.88 → 08.91	 PA-390AF  DI-904  DI-911		 GF-999AF  TA-W00  CS-W00
OPEL MONTEREY A (UBS_) <i>i</i> <i>i</i>					
3.1 TD (UBS69_)	84	09.91 → 07.98	 PA-904AF  DI-997	→12.95 Imp. AKEBONO	 PP-900AF  DP-997
3.2 (UBS25_)	130	06.92 → 07.98	 PA-999AF  DI-997	01.96→ Imp. SUMITOMO	
OPEL VECTRA A (86_, 87_) <i>i</i> <i>i</i>					
1.7 D	44	07.92 → 11.95	 PA-390AF  DI-910		 GF-999AF  TA-W00  CS-W01
1.7 D	42	10.88 → 09.92			
1.7 TD	60	03.90 → 11.95			






































EUROPE Vehicle

	KW			
OPEL VECTRA A Hatchback (88_, 89_) <i>i</i> <i>i</i>				
1.7 D	44	07.92 → 11.95	 PA-390AF	 GF-999AF
1.7 D	42	09.88 → 09.92	 DI-910	 TA-W00
1.7 TD	60	03.90 → 11.95		 CS-W01
OPEL VECTRA B (36_) <i>i</i> <i>i</i>				
1.7 TD	60	10.95 → 12.98	 PA-390AF	 GF-999AF
			 DI-910	 CS-W01
OPEL VECTRA B Hatchback (38_) <i>i</i> <i>i</i>				
1.7 TD	60	10.95 → 12.98	 PA-390AF	 GF-999AF
			 DI-910	 CS-W01
PEUGEOT 107 <i>i</i> <i>i</i>				
1.0	50	06.05 →	 PA-217AF	 GF-212AF
1.4 HDi	40	06.05 →	 DI-269	 TA-203
				 CS-207
ROVER 200 (RF) <i>i</i> <i>i</i>				
211	44	01.98 → 03.00	 PA-429AF	 GF-410AF
214 i	55	11.95 → 03.00	 DI-411	 CS-H13
214 Si	76	11.95 → 03.00		 CS-H14
216 Si	82	11.95 → 03.00	 PA-427AF	 PP-404AF
218 K Vi	107	11.95 → 03.00		 DP-402
220 D/SD	63	11.95 → 03.00	 PA-430AF	 GF-410AF
220 SDi	77	11.95 → 03.00	 DI-498	 CS-H13
				 CS-H14
ROVER 200 (XH) <i>i</i> <i>i</i>				
213 S	54	09.85 → 09.89	 PA-429AF	 GF-403AF
			 DI-411	 CD-400
				Right/Destra
216	61	03.85 → 09.89	 PA-430AF	 PP-404AF
216 Vitesse	75	03.85 → 09.89	 DI-498	 DP-498
				 GF-403AF
				03.85→ →04.89
				 CS-450
				 CS-451
ROVER 200 Coupe (XW) <i>i</i> <i>i</i>				
216	90	10.92 → 06.99	 PA-427AF	 PP-404AF
				 DP-498
				 GF-410AF
			01.97→ Imp. LUCAS →12.96 →12.96	→12.96 →12.96
220 GSi	100	05.94 → 06.99	 PA-427AF	 PP-404AF
220 Turbo	147	10.92 → 06.99	 PA-430AF	 DP-498
			 DI-498	
















	KW				
ROVER 200 Hatchback (XW) i i					
218 D	52	09.91 → 10.95	 PA-427AF  DI-498	Imp. LUCAS	 PP-404AF  DP-498  GF-410AF  CS-410
218 TD	65	09.91 → 10.95			
220 GTi	100	01.93 → 10.95			
220 GTi	103	09.91 → 10.95			
220 Turbo	147	01.93 → 10.95			
214	55	09.93 → 10.95	 PA-429AF  DI-411		 GF-410AF  CS-410
214 GSi/Si	70	01.90 → 10.95			
214 GSi/Si	76	12.92 → 10.95			
214 Si/Gsi	66	10.89 → 10.95			
216 GSi	82	10.89 → 10.95	 PA-430AF  DI-498		 PP-404AF  DP-498  GF-410AF  CS-410
216 GSi	85	10.89 → 10.95			
216 GTi	90	09.90 → 10.95			
216 GTi	96	09.90 → 10.95			
ROVER 25 (RF) i i					
1.1 16V	55	01.04 →	 PA-427AF  DI-498	Imp. LUCAS	 PP-404AF  DP-402  GF-410AF
1.4 16V	76	10.99 →			
1.4 16V	62	10.99 →			
1.6 16V	80	10.99 →			
1.8 16V	107	02.00 →			
1.8 16V	85	10.99 →			
2.0 iDT	74	10.99 →			
ROVER 400 (RT) i i					
414 Si	76	05.95 → 03.00	 PA-427AF  DI-498	Imp. LUCAS	 PP-404AF  DP-498  GF-410AF
416 Si	83	05.95 → 03.00	 PA-427AF	01.97→	 PP-404AF →12.96
416 Si	82	05.95 → 03.00		Imp. LUCAS	 DP-498 →12.96
420 D	63	11.95 → 03.00	 PA-430AF	→12.96	 GF-410AF →12.96
420 Di	77	05.95 → 03.00	 DI-498		
420 Si Lux	100	12.95 → 03.00		→12.96	
ROVER 400 (XW) i i					
414	70	01.93 → 04.95	 PA-430AF  DI-498		 PP-404AF  DP-498  GF-410AF
414 GSI/SI	66	04.90 → 04.95			
414 GSI/SI Cat.	76	01.93 → 04.95			
416 GSI	82	04.90 → 04.95			
416 GSI/GSE	85	04.90 → 04.95			
416 GTI	90	04.90 → 04.95			
416 GTI/GTE	96	04.90 → 04.95			
418 D	49	09.91 → 04.95			
418 TD	65	09.91 → 04.95			
420 GSI/SLI/GTI/Vite	100	01.93 → 04.95	 PA-430AF  DI-498		 PP-404AF  DP-498
420 GTI/GSI/Vitesse	103	02.92 → 04.95			
420 Turbo	147	01.93 → 04.95			

EUROPE Vehicle


























	KW			
ROVER 400 Hatchback (RT)				
414 Si	76	05.95 → 03.00	 PA-427AF	01.97→
416 Si	82	05.95 → 03.00		Imp. LUCAS
416 Si	83	06.95 → 03.00	 PA-430AF	→12.96
			 DI-498	
420 D	63	11.95 → 03.00	 PA-427AF	Imp. LUCAS
			 DI-498	
420 Di	77	05.95 → 03.00	 PA-427AF	Imp. LUCAS
420 Si Lux	100	12.95 → 03.00	 DI-498	
				 PP-404AF
				 DP-498
				 GF-410AF
				 PP-404AF
				 DP-498
				 GF-410AF
				 PP-404AF
				 DP-498
ROVER 400 Tourer (XW)				
1.6 i	90	05.94 → 11.98	 PA-427AF	Imp. LUCAS
1.6 i	82	05.94 → 11.98	 DI-498	
1.8 i	107	06.96 → 11.98		
1.8 TD	65	09.93 → 11.98		
2.0 i	100	05.94 → 11.98		
				 PP-404AF
				 DP-498
				 GF-410AF
ROVER 45 (RT)				
1.4	76	02.00 →	 PA-427AF	Imp. LUCAS
1.6	80	02.00 →	 DI-426	
1.8	86	02.00 →		
2.0 iDT	74	02.00 →		
2.0 V6	110	02.00 →		
				 PP-404AF
				 DP-402
				 GF-410AF
ROVER 45 Tre volumi/Saloon (RT)				
1.4	76	02.00 →	 PA-427AF	Imp. LUCAS
1.6	80	02.00 →	 DI-426	
1.8	86	02.00 →		
2.0 iDT	74	02.00 →		
2.0 V6	110	02.00 →		
				 PP-404AF
				 DP-402
				 GF-410AF
ROVER 800				
820 16V Turbo (RS)	132	01.92 → 02.99	 PA-427AF	Imp. LUCAS
820 I/SI (RS)	100	01.92 → 02.99	 DI-421	
825 D/SD (XS)	87	01.90 → 02.99		
825 Si Lux (RS)	129	04.96 → 02.99		
825 SI/Sterling (XS)	127	01.87 → 12.91		
825 SI/Sterling (XS)	123	10.86 → 10.88		
827 SI/Sterling (XS)	130	02.88 → 12.91	 PA-426AF	
827 SI/Sterling (XS) Cat.	124	02.88 → 02.99	 DI-421	
825 SI/Sterling (XS) Cat.	110	10.86 → 12.91	 PA-427AF	Imp. LUCAS
			 DI-421	
				 PP-405AF
				 DP-406
				 PP-406AF
				 DP-406
ROVER 800 Coupe				
827 24V (RS)	124	08.92 → 02.99	 PA-426AF	
			 DI-421	
				 PP-405AF
				 DP-406

















	KW				
ROVER 800 Coupe <i>i</i> <i>i</i>					
826 SD	87	09.93 → 02.99	 PA-427AF  DI-421	Imp. LUCAS	 PP-406AF  DP-406
826 Si (RS)	129	04.96 → 02.99			
ROVER 800 Hatchback <i>i</i> <i>i</i>					
827 24V I/SI (RS) Cat.	124	01.92 → 02.99	 PA-426AF  DI-421		 PP-406AF  DP-406
827 Vitesse (XS) Cat.	124	10.88 → 12.91			
827 Vitesse/SLI	130	10.88 → 12.91			
820 16V Turbo (RS)	132	01.92 → 02.99	 PA-427AF  DI-421	Imp. LUCAS	 PP-406AF  DP-406
826 D/SD (XS)	87	01.92 → 02.99			
820 I/SI (XS)	100	01.93 → 02.99	 PA-427AF  DI-418	Imp. LUCAS	 PP-406AF  DP-406
ROVER CABRIOLET (XW) <i>i</i> <i>i</i>					
214 1.4	66	01.92 → 11.99	 PA-427AF  DI-498	Imp. LUCAS	 PP-404AF  DP-498
214 1.4	70	04.90 → 09.92			 GF-410AF
214 1.4i 16V	76	01.93 → 11.99			
216 1.6i	90	01.92 → 11.99			
216 1.6i 16V	82	01.96 → 11.99			
ROVER CITYROVER <i>i</i> <i>i</i>					
1.4	62	01.04 →	 PA-404AF  DI-080	Imp. SUMITOMO	 PP-404AF  DP-402
ROVER COUPE <i>i</i> <i>i</i>					
1.6 16 V	82	03.96 → 11.99	 PA-427AF  DI-498	Imp. LUCAS	 PP-404AF  DP-402
1.8 16 V	107	03.96 → 11.99			
ROVER STREETWISE <i>i</i> <i>i</i>					
1.4	76	08.03 →	 PA-427AF  DI-498	Imp. LUCAS	 PP-404AF  DP-402
1.4	62	08.03 →			
2.0 TD	74	08.03 →			

	KW			
400 <i>i</i>				
0.6	4	01.00 →	PA-021AF DI-023 DI-024	PP-009AF GF-008AF GF-009AF 01.06→
500 <i>i</i>				
0.6 D	10	12.97 →	PA-021AF DI-023 DI-024	PP-009AF GF-008AF GF-009AF 01.06→
A.721 <i>i</i>				
0.4 D	4	01.05 →	PA-021AF DI-023 DI-024	PP-009AF GF-008AF GF-009AF 01.06→
A.741 <i>i</i>				
0.4 D	4	01.05 →	PA-021AF DI-023 DI-024	PP-009AF GF-008AF GF-009AF 01.06→
A.751 <i>i</i>				
0.6 D	10	01.05 →	PA-021AF DI-023 DI-024	PP-009AF GF-008AF GF-009AF 01.06→







	KW			
HI-TOPIC (AM 725) i				
2.7 D Trazione posteriore	55	06.93 →	 PA-K18AF  DI-K13	 GF-391AF  TA-K03
ROCSTA i				
1.8 i 4x4	57	06.93 →	 PA-502AF Imp. AKEBONO	 GF-313AF  GF-325AF  CS-325
2.2 D	45	07.93 → 12.98	 PA-502AF Imp. AKEBONO	 GF-313AF  CS-325
2.2 D 4x4	45	06.93 →		

BEDFORD

	KW			
MIDI Autobus i				
1.8	63	09.84 → 05.88	 PA-902AF  DI-903	 GF-901AF  TA-902  CS-901
2.0	60	09.84 → 08.92		 TA-902
MIDI Furgonato/Box i				
1.8	63	09.84 → 05.88	 PA-902AF  DI-903	 GF-901AF  TA-902  CS-901
2.0	62	06.88 → 08.92		
2.0 4WD	62	06.88 → 08.92		
2.0 D	42	08.84 → 05.88		
2.0 D 4WD		06.88 →		
2.0 TD 4WD		06.88 →		
2.2 D	45	06.88 → 08.92		
2.2 D 4WD	45	06.88 → 08.92		
RASCAL Autobus i				
1.0	34	07.86 → 06.90	 PA-404AF Imp. SUMITOMO  DI-801	 GF-809AF  CS-816 Left\Sinistra  CS-817 Right\Destra
RASCAL Furgonato/Box i				
1.0	34	07.86 → 06.90	 PA-404AF Imp. SUMITOMO  DI-801	 GF-809AF  CS-816 Left\Sinistra  CS-817 Right\Destra


















































	KW			
BLS <i>i</i>				
1.9 D	110	04.06 →	 PA-011AF	 PP-005AF
1.9 D	132	12.07 →	 DI-009	 DP-006
2.0 T	154	04.06 →	 DI-011	 DP-007
2.0 T	129	04.06 →		
2.8 T	188	04.06 →		
CTS <i>i</i>				
2.8	158	03.05 →	 PA-014AF	 PP-006AF
3.6	189	03.05 →	 DI-014	 DP-009
2.8	155	01.08 →	 PA-014AF	 PP-007AF
3.6	229	01.08 →		
3.6 AWD	229	01.08 →		




































CHATENET























































	KW			
CH 26			<i>i</i>	<i>i</i>
0.5			 DI-025	
CH 30			<i>i</i>	<i>i</i>
0.5			 DI-025	

































	KW			
AVEO				
1.2	53	03.06 →	 PA-W07AF	 GF-W03AF
1.2	62	04.08 →	 DI-W10	 TA-W07
1.4	74	01.08 →		
1.4	69	03.06 →		
CAMARO '92				
3.4 V6	119	12.92 → 07.98	 PA-098AF	
6.7 V8	205	12.92 → 07.98		
CAMARO '98				
3.8 V6	142	07.98 →	 PA-098AF	
6.7	212	07.98 →		
CAMARO '98 Cabriolet				
3.8 V6	142	07.98 →	 PA-098AF	
CAPTIVA				
2.0 D	110	09.07 →	 PA-W10AF	 PP-W04AF
2.0 D 4WD	110	10.06 →	 DI-W12	 DP-W06
2.4	100	06.06 →		 GF-W06AF
2.4 4WD	100	06.06 →		Parking Brake/Freno staz.
3.2 4WD	169	06.06 →		
2.2 D	135	12.10 →	 PA-W10AF	 PP-W04AF
2.2 D	120	12.10 →	 DI-W12	 DP-W06
				 GF-W06AF Parking Brake/Freno staz.
CRUZE				
2.0 CDI	90	05.09 →	 PA-W13AF	 PP-W06AF
			 DI-W16 Rim Size/Diam Cerchio:15	 DP-W06 Rim Size/Diam Cerchio:15
			 DI-W16 Rim Size/Diam Cerchio:16	 DP-W07 Rim Size/Diam Cerchio:16
CRUZE (J3000)				
1.6	83	05.09 →	 PA-W12AF	 PP-W06AF
			 DI-W16 Rim Size/Diam Cerchio:15	 DP-W06 Rim Size/Diam Cerchio:15
			 DI-W16 Rim Size/Diam Cerchio:16	 DP-W07 Rim Size/Diam Cerchio:16
1.8	104	05.09 →	 DI-W16 Rim Size/Diam Cerchio:15	 DP-W06 Rim Size/Diam Cerchio:15
2.0 CDI	110	05.09 →	 DI-W16 Rim Size/Diam Cerchio:16	 DP-W07 Rim Size/Diam Cerchio:16
EPICA				
2.0	98	01.05 → 12.06	 PA-W09AF	 PP-W03AF
2.0	105	06.06 →	 DI-W11	 DP-W04
2.0 D	110	01.07 →		
2.5	115	06.06 →		
EVANDA				
2.0	96	03.05 →	 PA-W06AF	 PP-W01AF
			 DI-W09	 DP-W02

CHEVROLET

































	KW			
KALOS				
1.2	53	03.05 →	 PA-W07AF	 GF-W03AF
1.4	61	03.05 →	 DI-W10	 TA-W06
1.4 16V	69	03.05 →		 TA-W07
				 CS-W06
NO ABS con/with ABS				
KALOS Tre volumi/Saloon				
1.4 16V	69	03.05 →	 PA-W07AF	 GF-W03AF
			 DI-W10	 TA-W06
				 TA-W07
				 CS-W06
NO ABS con/with ABS				
LACETTI				
1.4 16V	70	03.05 →	 PA-W05AF	 PP-W02AF
1.6	80	03.05 →	 DI-W09	 DP-W03
1.8	90	03.05 →		
1.8	89	08.05 →		
2.0 D	89	01.07 →	 PA-W03AF	 PP-W02AF
			 DI-W09	 DP-W03
MATIZ				
0.8	38	03.05 →	 PA-W04AF	 GF-W01AF
1.0	47	03.05 →	 DI-W04	 TA-W02
1.0	49	03.05 →		 CS-W02
NUBIRA Station wagon				
1.6	80	03.05 →	 PA-W05AF	 PP-W02AF
1.8	90	03.05 →	 DI-W09	 DP-W03
1.8	89	08.05 →		
2.0 D	89	01.07 →		
NUBIRA Tre volumi/Saloon				
1.6	80	03.05 →	 PA-W05AF	 PP-W02AF
1.8	90	03.05 →	 DI-W09	 DP-W03
2.0 D		01.05 →		
ORLANDO				
1.8	104	12.10 →	 PA-W13AF	 PP-W05AF
2.0 D	96	12.10 →	 DI-W16	 DP-W07
2.0 D	120	12.10 →		
Rim Size/Diam Cerchio: 16				
REZZO				
1.6	77	03.05 →	 PA-W05AF	 GF-W02AF
1.6	79	08.05 →	 DI-W09	 TA-W03
2.0	89	03.05 →		
2.0	90	08.05 →		
SPARK				
1.0	50	02.10 →	 PA-W14AF	 GF-W03AF
1.2	60	02.10 →	 DI-W10	 TA-W04


























































	KW			
300 C <i>i</i> <i>i</i>				
2.7	142	09.04 →	 PA-911AF  DI-914	 PP-902AF  DP-903
3.0 CRD	160	09.05 →	 PA-911AF  PA-913AF  DI-914	 PP-902AF  DP-903
3.0 V6 CRD	155	11.10 →		
3.6	183	09.04 →		
6.7	250	09.04 →	Imp. BOSCH	
300 C Touring <i>i</i> <i>i</i>				
3.0 CRD	160	09.05 →	 PA-911AF  PA-913AF  DI-914	 PP-902AF  DP-903
3.6	183	09.04 →		
3.6 AWD	183	09.04 →		
6.7	250	09.04 →		
300 M (LR) <i>i</i> <i>i</i>				
2.7 V6 24V	150	08.00 → 09.04	 PA-099AF	 PP-016AF
2.7 V6 24V	149	11.98 → 08.00		
3.6 V6 24V	187	07.98 → 08.00		
3.6 V6 24V	185	08.00 → 09.04		
GS DAYTONA SHELBY Coupe <i>i</i> <i>i</i>				
2.2 i Turbo	130	10.87 → 10.92	 PA-060AF	
2.6 i Turbo	110	01.89 → 10.92		
LE BARON <i>i</i> <i>i</i>				
2.2 i	69	09.86 → 12.94	 PA-060AF	 GF-914AF
2.2 i Turbo	130	09.86 → 01.91		
2.6 i	75	09.86 → 12.94		
2.6 i Turbo	112	01.89 → 12.94		
3.0 i V6	105	01.90 → 12.94		
LE BARON Cabriolet <i>i</i> <i>i</i>				
2.2 i Turbo	130	09.86 → 12.90	 PA-060AF	 GF-914AF
2.2 i Turbo	109	09.86 → 12.90		
2.6 i	75	09.86 → 12.93		
2.6 i Turbo	112	01.89 → 12.93		
3.0 i V6	105	01.90 → 12.96		
NEON (PL) <i>i</i> <i>i</i>				
1.8 16V	85	09.97 → 08.99	 PA-099AF  DI-996	 PP-016AF  DP-990  GF-914AF
2.0 16V	109	04.96 → 08.99		
2.0 16V	98	05.94 → 08.99		
2.0 16V	107	06.94 → 08.99		
NEON II <i>i</i> <i>i</i>				
1.6	85	11.01 →	 PA-099AF  DI-001	 PP-016AF  DP-994  GF-914AF
2.0 16V	98	08.99 →		
2.0 16V R/T	110	10.01 →		






















































	KW			
PT CRUISER				
2.0	104	06.00 →	 PA-094AF	 PP-016AF
2.0	100	10.04 →	 DI-994	 DP-994
2.2 CRD	89	03.02 →		 GF-913AF
2.2 CRD	110	08.05 →		 GF-915AF
NO ABS Parking Brake\Freno staz.				
2.4	110	06.00 →	 PA-094AF	 PP-016AF
2.4	105	08.05 →	 DI-994	 DP-994
GT 2.4	164	08.03 →		 GF-915AF
Parking Brake\Freno staz.				
1.6	85	11.01 →	 PA-094AF	 PP-016AF
			 DI-994	 DP-994
				 GF-913AF
NO ABS				
PT CRUISER Cabriolet				
2.4	105	03.04 →	 PA-094AF	 PP-016AF
2.4 GT	164	03.04 →	 DI-994	 DP-994
				 GF-915AF
Parking Brake\Freno staz.				
SARATOGA				
2.5	72	10.89 → 09.91	 PA-060AF	 GF-H05AF
3.0	105	09.89 → 12.95		
SEBRING				
2.0 CRD	103	07.07 →	 PA-004AF	 PP-505AF
			 DI-003	 DP-904
SEBRING (JR)				
2.0	104	04.01 →	 PA-092AF	 PP-016AF
2.4	112	04.01 →	 DI-996	 DP-990
2.7 V6 24V	149	04.01 →		 GF-915AF
Parking Brake\Freno staz.				
SEBRING Cabriolet (JR)				
2.0	104	04.01 →	 PA-092AF	 PP-016AF
2.4	112	04.01 →	 DI-996	 DP-990
2.7 V6 24V	149	04.01 →		 GF-915AF
Parking Brake\Freno staz.				
STRATUS (JA)				
2.0 LE	96	12.95 → 04.01	 PA-093AF	 PP-016AF
2.5 LX V6	120	12.95 → 04.01	 DI-993	 DP-990
2.5 V6	125	12.95 →	 DI-996	
→12.98 01.99→				
2.4 16 V	103	12.95 → 04.01	 PA-093AF	 PP-016AF
2.4 16V	112	12.95 →	 DI-993	 DP-994
2.0 16V	98	12.95 →	 PA-093AF	 PP-016AF
			 DI-993	 DP-990




































	KW			
STRATUS Cabriolet (JX) i				
2.0 LE	96	06.96 → 04.01	 PA-093AF	 PP-016AF
2.6 LX	120	04.96 → 04.01	 DI-993  DI-996	 DP-990
VISION i				
3.6 TSi	155	09.93 →	 PA-099AF	
VOYAGER I (ES) i				
2.6 i	72	08.84 → 09.95	 PA-066AF	 GF-066AF
2.6 i	74	08.90 → 09.95	 PA-060AF	 CS-096
3.0 i	108	08.84 → 09.95	 DI-096	 CS-097
3.3 i	110	08.90 → 09.95	 PA-066AF	 GF-066AF
3.3 i	120	08.90 → 09.95	 PA-060AF	 CS-096
3.3 i AWD	110	08.90 → 09.95		 CS-097
3.3 i AWD	120	08.90 → 09.95	 DI-099	
2.6 TD	87	01.92 → 09.95	 PA-066AF  PA-060AF	 GF-066AF  CS-096  CS-097
2.6 D		01.88 → 12.92	 PA-066AF  PA-096AF  DI-099	 GF-066AF  CS-097
VOYAGER II (GS) i				
2.0 i	98	01.95 → 03.01	 PA-099AF	 PP-994AF
2.4 i	111	01.95 → 03.01	 DI-096	 DP-993  GF-097AF  TA-901  CS-097
3.0	112	01.95 → 03.01	 PA-099AF	 PP-994AF
3.3 i	116	01.95 → 03.01	 DI-096	 DP-993  GF-097AF  TA-901  CS-097
3.8 i AWD	131	01.95 → 03.01	 PA-096AF	 PP-994AF
3.8 i AWD	122	01.95 → 03.01	 DI-992	 DP-993  GF-097AF  TA-901  CS-097



























































CHRYSLER





































	KW				
VOYAGER II (GS) i					
2.5 TD	85	01.95 → 03.01	 PA-099AF  DI-095	 PP-994AF  DP-993  GF-097AF  TA-901  CS-095  CS-097	01.96→ Rim Size/Diam Cerchio:15 →12.98
2.5 TDiC AWD	85	10.95 → 03.01	 PA-096AF  DI-095	 PP-993AF  DP-993  GF-097AF  TA-901	
VOYAGER III (RG) i					
2.4	108	02.00 →	 PA-096AF  DI-992	 PP-993AF  DP-993  GF-911AF	con/with ABS Parking Brake/Freno staz.
2.5 CRD	105	02.00 →			
3.3	128	02.00 →			
3.3 AWD	128	02.00 →			
3.8	160	02.00 →			
3.8 AWD	160	02.00 →			
2.8 CRD	110	06.04 →	 PA-002AF  DI-002	 PP-993AF  DP-993  GF-911AF	Parking Brake/Freno staz.
VOYAGER IV i					
2.8 CRD	120	10.07 →	 PA-910AF  DI-915	 PP-905AF  DP-906	

























































	KW			
ARANOS <i>i</i> <i>i</i>				
1.5	66	01.95 → 11.97	 PA-376AF	 GF-395AF NO ABS
2.0	77	01.95 → 11.97	 DI-W05	 TA-W00
1.8	70	01.95 → 11.97	 DI-W05	 GF-395AF NO ABS  TA-W00
ESPERO (KLEJ) <i>i</i> <i>i</i>				
1.5	55	10.97 → 09.99	 PA-376AF	 GF-395AF NO ABS
1.5 16V	66	02.95 → 06.99	 DI-W05	 TA-W00
1.5 16V	65	10.93 → 09.94		 CS-W01
1.8	70	02.95 → 06.99	 PA-376AF	 GF-395AF NO ABS
1.8	66	02.95 → 09.99	 PA-W03AF	 TA-W00
			 DI-W05	 CS-W01
2.0	77	02.95 → 06.99	 PA-W03AF	 GF-395AF NO ABS
			 DI-W05	 TA-W00
				 CS-W01
2.0	74	10.91 → 09.93	 PA-W02AF	 GF-395AF NO ABS
2.0	81	10.93 → 09.94	 DI-W05	 TA-W00
				 CS-W01
EVANDA (KLAL) <i>i</i> <i>i</i>				
2.0	96	08.02 →	 PA-W05AF	 PP-W01AF
			 DI-W09	 DP-W02
FSO Truck Pick Up <i>i</i> <i>i</i>				
1.9 D		01.84 →	 PA-W06AF	 GF-194AF Imp. LUCAS
KALOS (KLAS) <i>i</i> <i>i</i>				
1.2	53	04.03 →	 PA-W07AF	 GF-W03AF
1.4	61	09.02 →	 DI-W10	 TA-W06 NO ABS
1.4 16V	69	04.03 →		 TA-W07 con/with ABS
				 CS-W06
KORANDO (KJ) <i>i</i> <i>i</i>				
2.3	105	01.99 →	 PA-997AF	 PP-997AF con/with ABS
2.9 D	72	01.99 →	 DI-S00 con/with ABS	 DP-S99
2.9 TD	88	01.99 →		 GF-H01AF
3.2	156	01.99 →		 GF-S01AF Parking Brake/Freno staz.
KORANDO Cabrio (KJ) <i>i</i> <i>i</i>				
2.9 D	72	02.99 →	 PA-997AF	 PP-997AF con/with ABS
			 DI-S00 con/with ABS	 DP-S00 con/with ABS
				 DP-S99
				 GF-H01AF
				 GF-S01AF Parking Brake/Freno staz.





























































	KW			
KORANDO Cabrio (KJ) i				
2.3 2.9 TD	105 88	02.99 → 02.99 →	 PA-997AF  DI-S00 con/with ABS	 PP-997AF  DP-S99  GF-H01AF  GF-S01AF con/with ABS Parking Brake/Freno staz.
2.0 16V	94	02.99 →	 PA-997AF  DI-S00 con/with ABS	 PP-997AF  DP-S99  GF-S01AF con/with ABS Parking Brake/Freno staz.
LACETTI (KLAN) i				
1.4 1.6 1.8	70 80 90	02.04 → 02.04 → 02.04 →	 PA-W05AF  DI-W09	 PP-W02AF  DP-W03  GF-W04AF
LANOS (KLAT) i				
1.4 1.5	55 63	05.97 → 05.97 →	 PA-390AF  DI-910	 GF-395AF  TA-W00  TA-W01  CS-W00 NO ABS NO ABS
1.6 16V	78	05.97 →	 PA-376AF  PA-W03AF  DI-W05	 GF-395AF  TA-W00  TA-W01  CS-W01 NO ABS NO ABS
LANOS Tre volumi/Saloon (KLAT) i				
1.4 1.5	55 63	05.97 → 05.97 →	 PA-390AF  DI-910	 GF-395AF  TA-W00  TA-W01  CS-W00 NO ABS NO ABS
1.6 16V	78	05.97 →	 PA-376AF  PA-W03AF  DI-W05	 GF-395AF  TA-W00  TA-W01  CS-W01 NO ABS NO ABS
LEGANZA (KLAV) i				
1.8 CD 2.0 16V 2.0 16V 2.2 16V	70 98 93 100	06.97 → 07.03 06.97 → 12.02 07.00 → 04.99 → 12.02	 PA-W05AF  DI-W07  DI-W08	 PP-398AF  DP-W01
LUBLIN II i				
2.4 D (3352) 2.4 TD (3354)	52 66	04.97 → 04.97 →	 PA-W08AF  DI-W14	



















































	KW			
LUBLIN II Furgonato/Box <i>i</i> <i>i</i>				
2.4 D (3302)	52	04.97 →	 PA-W08AF	
2.4 TD (3304)	66	04.97 →	 DI-W14	
2.8 TD		04.97 →		
MATIZ (KLYA) <i>i</i> <i>i</i>				
0.8	38	09.98 →	 PA-W04AF	 GF-W01AF
1.0	47	01.03 →	 DI-W04	 TA-W02
				 CS-W02
MUSSO (FJ) <i>i</i> <i>i</i>				
2.3	103	01.99 →	 PA-997AF	 PP-997AF con/with ABS
2.9 TD	88	01.99 →	 DI-S00 con/with ABS	 DP-S00 con/with ABS
3.2	162	01.99 →		 GF-H01AF
				 GF-S01AF Parking Brake/Freno staz.
2.2 TD	74	09.99 →	 PA-997AF	 PP-997AF con/with ABS
2.9 D	73	01.99 → 09.99	 DI-S00 con/with ABS	 DP-S99
				 GF-H01AF
				 GF-S01AF Parking Brake/Freno staz.
NEXIA (KLETN) <i>i</i> <i>i</i>				
1.5	55	02.95 → 08.97	 PA-390AF	 GF-395AF NO ABS
1.5	52	02.95 → 08.97	 DI-910	 TA-W00
1.5	44	08.96 → 08.97		 CS-W00
1.5 16V	66	02.95 → 08.97	 PA-376AF	 GF-395AF NO ABS
			 DI-W05	 TA-W00
				 CS-W01
NEXIA Tre volumi/Saloon (KLETN) <i>i</i> <i>i</i>				
1.5	55	02.95 → 08.97	 PA-390AF	 GF-395AF NO ABS
1.5	52	02.95 → 08.97	 DI-910	 TA-W00
1.5	44	08.96 → 08.97		 CS-W00
1.5 16V	66	02.95 → 08.97	 PA-376AF	 GF-395AF NO ABS
			 DI-W05	 TA-W00
				 CS-W01
NUBIRA (KLAJ) <i>i</i> <i>i</i>				
1.6 16V	78	05.97 →	 PA-W03AF	 PP-398AF
2.0 16V	98	05.97 →	 DI-W01 →12.98	 DP-W00 con/with ABS
			 DI-W13 01.99→	 GF-395AF NO ABS
				 TA-W00
				 CS-W03































































	KW			
NUBIRA Tre volumi/Saloon (KLAJ) i				
1.6 16V 2.0 16V	78 98	05.97 → 05.97 →	 PA-W03AF  DI-W01 →12.98  DI-W13 01.99→	 PP-398AF  DP-W00 con/with ABS  GF-395AF NO ABS  TA-W00  CS-W03
1.6 16V	76	07.00 →	 PA-W03AF  DI-W01	 PP-398AF  DP-W00 con/with ABS  GF-395AF NO ABS  TA-W00  CS-W03
2.0 16V	93	12.00 →	 PA-W03AF  DI-W13	 PP-398AF  DP-W00 con/with ABS  GF-395AF NO ABS  TA-W00  CS-W03
NUBIRA Tre volumi/Saloon (KLAN) i				
1.6 1.8	80 90	07.03 → 07.03 →	 PA-W03AF  DI-W01	 PP-398AF  DP-W00 con/with ABS  DP-W03  GF-395AF NO ABS  TA-W00  CS-W03
NUBIRA Wagon (KLAJ) i				
1.6 16V 2.0 16V	78 98	05.97 → 05.97 →	 PA-W03AF  DI-W01 →12.98  DI-W13 01.99→	 PP-398AF  DP-W00 con/with ABS  GF-395AF NO ABS  TA-W00  CS-W03
1.6 16V 1.6 16V	66 76	06.97 → 12.00 →	 PA-W02AF  PA-W03AF  DI-W01 →12.98  DI-W13 01.99→	 PP-398AF  DP-W00 con/with ABS  GF-395AF NO ABS  TA-W00  CS-W03
2.0 16V	93	12.00 →	 PA-W03AF  DI-W13	 PP-398AF  DP-W00 con/with ABS  GF-395AF NO ABS  TA-W00  CS-W03


























































	KW			
NUBIRA Wagon (KLAN) i				
1.6	80	07.03 →	 PA-W03AF  DI-W01	 PP-W02AF  DP-W03
1.8	90	07.03 →	 PA-W03AF  DI-W01	 PP-398AF  DP-W00  DP-W03  GF-395AF  TA-W00  CS-W03
REXTON i				
3.2 V6	162	04.02 →	 PA-S02AF	 PP-997AF con/with ABS
2.9 TD	88	04.02 →	 PA-S02AF  DI-S01	 PP-S01AF  DP-S99
TACUMA (KLAU) i				
1.8	72	09.00 →	 PA-W05AF  DI-W09	 GF-W02AF  TA-W03  CS-W05
1.8	67	09.00 →		
1.8	74	09.00 →		
1.8	66	09.00 →		
1.6	77	09.00 →	 PA-W03AF  DI-W09	 GF-W02AF  TA-W03  CS-W05
2.0	94	09.00 →		
2.0	89	09.01 →		
1.6 SX	66	08.01 → 12.04	 PA-W03AF	
TICO (KLY3) i				
0.8	38	01.96 → 12.00	 PA-W00AF  DI-800	 GF-W01AF
0.8	35	02.95 → 12.00		

























































	KW			
APPLAUSE I (A101, A111) i				
1.6 16V (A101)	77	06.89 → 07.97	 PA-606AF	 PP-601AF
1.6 16V (A101)	66	06.89 → 07.97	 DI-603	 DP-602
1.6 16V 4WD (A111)	77	06.89 → 07.97		 GF-811AF
				 CD-615 Left\Sinistra
				 CS-615 Right\Destra
APPLAUSE II i				
1.6 16V	73	07.97 →	 PA-606AF	 DP-602
			 DI-603	 GF-811AF
				 CD-615 Left\Sinistra
				 CS-615 Right\Destra
CHARADE I (G10) i				
1.0	38	02.81 → 02.83	 PA-600AF Imp. SUMITOMO	 GF-604AF
1.0	37	10.77 → 02.81	 DI-600	 CS-600 Right\Destra
CHARADE II (G11, G30) i				
1.0 (G11)	38	10.83 → 03.87	 PA-602AF	 GF-603AF
1.0 D (G30)	27	10.83 → 03.87	 DI-602	 CS-606
1.0 TD (G30)	34	02.85 → 03.87		
1.0 Turbo (G11)	50	10.83 → 03.87		
CHARADE III (G100, G101, G102) i				
1.0 (G100)	38	03.87 → 12.92	 PA-697AF	 GF-611AF
1.0 Turbo (G100)	50	03.87 → 10.90	 DI-604	 TA-603
				 CD-609 Left\Sinistra
				 CS-609 Right\Destra
1.0 D (G101)	27	03.87 → 12.92	 PA-606AF	 GF-611AF
1.0 TD (G101)	35	03.87 → 12.92	 DI-604	 TA-603
				 CS-606
1.0 (G100)	41	04.89 → 12.92	 PA-606AF	 GF-611AF
1.0 (G100)	40	11.90 → 12.92	 DI-604	 TA-603
1.3 i (G102)	66	06.88 → 12.92		 CD-609 Left\Sinistra
				 CS-609 Right\Destra
1.0 GTi (G100)	74	03.87 → 12.92	 PA-606AF	 PP-600AF
			 DI-603	 DP-600
				 GF-611AF
				 CD-609
1.3 i 4WD (G102)	66	06.88 → 01.93	 PA-606AF	 GF-611AF
			 DI-604	 CD-609 Left\Sinistra
				 CS-609 Right\Destra
1.3	56	09.88 → 01.92	 PA-606AF	 GF-611AF
			 DI-604	




























































	KW			
CHARADE III Tre volumi/Saloon (G102)				
1.3	66	11.90 → 02.93	 PA-606AF  DI-604	 GF-611AF  TA-603  CD-609  CS-609 Left\Sinistra Right\Destra
CHARADE IV (G200, G202)				
1.3 16V	62	01.93 → 11.99	 PA-699AF  DI-603  DI-604	 GF-611AF  TA-603  CD-609
1.6 16V	66	01.97 → 11.99	 PA-699AF  DI-603	 GF-611AF  CD-609
1.6 GTi	77	03.93 → 11.99		
1.3	44	09.96 → 11.99	 PA-699AF  DI-603	 GF-611AF  TA-603  CD-609
1.3 16V	55	05.96 → 11.99		
1.0	38	09.94 → 03.96	 PA-699AF  DI-604	 GF-611AF  TA-603  CD-609
1.6 HG	55	06.94 → 03.96	 PA-699AF	
CHARADE IV Tre volumi/Saloon (G203)				
1.6 16V	66	08.94 →	 PA-699AF  DI-603	 PP-303AF  DP-604  GF-611AF  CD-609  CS-609 Left\Sinistra Right\Destra
1.6	55	10.94 →	 PA-699AF  DI-603	 PP-303AF  DP-603  DP-604  GF-611AF  CD-609  CS-609 Left\Sinistra Right\Destra
CHARMANT (A)				
1.3 (A35)	48	11.81 → 07.87	 PA-287AF  PA-310AF  DI-212  DI-247	 GF-206AF  CS-206 09.83→ →08.83
1.6 (A60)	60	05.86 → 07.87	 PA-287AF  DI-247	 GF-601AF
1.6 (A60)	61	08.83 → 07.87		 CS-208
1.6 (A60)	57	09.85 → 07.87		
1.6 (A45)	55	12.81 → 09.84	 PA-310AF  DI-228	 GF-601AF  CS-208

























































	KW			
COPEN <i>i</i> <i>i</i>				
0.7	50	09.03 →	 PA-809AF	 GF-617AF con/with ABS
1.3	64	03.06 →	 DI-618	 CS-840
CUORE <i>i</i> <i>i</i>				
1.0	51	04.07 →	 PA-809AF	 GF-615AF
			 DI-614	 CS-630 Right/Destra
				 CS-631 Left/Sinistra
CUORE I (L55, L60) <i>i</i> <i>i</i>				
0.5 (L55)	20	10.80 → 09.85	 PA-604AF	 GF-604AF
			 DI-612	 CD-600
				 CS-600
0.6 (L60)	22	08.82 → 09.85	 PA-604AF	 GF-604AF
			 DI-611	 CD-600
				 CS-600
CUORE II (L80, L81) <i>i</i> <i>i</i>				
0.8 (L80)	32	09.85 → 06.90	 PA-605AF	 GF-615AF
0.8 (L80)	29	11.89 → 12.90	 DI-609	 CS-611
			 DI-619	
0.8 4WD (L81)	32	09.86 → 10.88	 PA-605AF	 CS-611
			 DI-609	
CUORE III (L201) <i>i</i> <i>i</i>				
0.8	30	10.90 → 12.94	 PA-610AF	 CS-611
			 DI-619	
CUORE IV (L501) <i>i</i> <i>i</i>				
0.8	32	01.95 → 11.96	 PA-605AF	 GF-619AF →10.95
			 DI-609	 CS-632
			 DI-619	
CUORE V (L5) <i>i</i> <i>i</i>				
0.8	31	11.96 → 10.98	 PA-605AF	 GF-619AF
			 DI-609	 CS-611
			 DI-619	
CUORE VI <i>i</i> <i>i</i>				
1.0 i (L701)	41	10.98 → 05.03	 PA-608AF	 GF-617AF con/with ABS
			 DI-613	 TA-600
				 CD-608
1.0	40	11.98 → 09.00		 GF-619AF



































	KW			
CUORE VII i				
1.0	43	05.03 →	 PA-609AF  DI-614	 GF-615AF  TA-600  CS-601
FEROZA Hard Top (F300) i				
1.6 16V 1.6 i 16V	63 70	10.88 → 10.88 →	 PA-607AF  PA-698AF  DI-601  DI-607	 GF-607AF  TA-602  CD-616  CS-616 Left\Sinistra Right\Destra
FEROZA Soft Top (F300) i				
1.6 16V 1.6 i 16V	63 70	10.88 → 10.88 →	 PA-607AF  PA-698AF  DI-601  DI-607	 GF-607AF  TA-602  CD-616  CS-616 Left\Sinistra Right\Destra
GRAN MOVE (G3) i				
1.5 16V (G303) 1.6 16V (G301)	66 67	10.96 → 07.98 05.98 →	 PA-699AF  DI-603	 PP-303AF  DP-603  GF-620AF
HIJET I Autobus i				
1.0	33	06.86 → 12.89	 PA-605AF  DI-605  DI-609	 GF-604AF  CD-608  CS-608 Left\Sinistra Right\Destra
0.8	29	06.86 → 12.89	 PA-605AF  DI-609	 GF-605AF  GF-606AF  CD-608  CS-608 Left\Sinistra
HIJET I Furgonato/Box i				
0.8	29	06.86 → 12.89	 PA-605AF  DI-609	 GF-605AF  GF-606AF  CD-608  CS-608 Left\Sinistra
1.0	33	06.86 → 12.89	 PA-605AF  DI-605  DI-609	 GF-604AF  CD-608  CS-608 Left\Sinistra Right\Destra
1.0 4x4	33	07.86 → 10.90	 PA-605AF	 GF-604AF
HIJET II Autobus (S85) i				
1.0 i	35	07.94 → 05.98	 PA-605AF  DI-605  DI-609	 GF-604AF  CD-607  CS-607 Left\Sinistra Right\Destra


















	KW			
HIJET II Furgonato/Box (S85) <i>i</i> <i>i</i>				
1.2 D	26	05.95 → 03.98	 PA-605AF  DI-605  DI-609	 GF-604AF  CS-569
1.0 i	35	07.94 → 05.98	 PA-605AF  DI-605  DI-609	 GF-604AF  CD-607  CS-607 Left/Sinistra Right/Destra
1.0	33	12.92 → 05.98	 PA-605AF  DI-605  DI-609	 GF-604AF  CD-608  CS-608 Left/Sinistra Right/Destra
1.3 i 16V	48	05.98 →		
1.4 D	28	03.98 →		
MATERIA <i>i</i> <i>i</i>				
1.3	67	10.06 →	 PA-343AF  DI-617	 GF-610AF  CS-630  CS-631 Right/Destra Left/Sinistra
1.5	76	10.06 →		
MOVE (L6, L9) <i>i</i> <i>i</i>				
0.8	31	10.96 →	 PA-603AF  DI-615	 GF-619AF  CS-632
1.0 i	41	10.98 →	 PA-615AF  DI-614	 GF-611AF  GF-617AF  GF-619AF  TA-600  CS-632 con/with ABS →09.99 NO ABS
ROCKY Hard Top (F7, F8) <i>i</i> <i>i</i>				
2.0	65	02.85 → 04.93	 PA-601AF  PA-698AF  DI-601  DI-607 03.85→ →10.89 →12.88	 GF-607AF  TA-602  CD-614  CD-616  CS-614  CS-616 Left/Sinistra →09.89 Left/Sinistra 10.89→ →09.89 Right/Destra 10.89→ Right/Destra
2.8 D	54	02.85 →	 PA-607AF  PA-698AF  DI-601  DI-607	 GF-607AF  TA-602  CD-614  CD-616  CS-614  CS-616 Left/Sinistra Left/Sinistra 01.90→ Right/Destra 01.90→ Right/Destra
2.8 TD	67	12.87 → 04.93		

	KW			
ROCKY Hard Top (F7, F8)				
2.8 TD	72	05.93 →	 PA-607AF	 GF-607AF
2.8 TD	75	09.91 →	 DI-601  DI-607	 TA-602  CD-616  CS-616
				Left\Sinistra Right\Destra
2.2		01.92 → 12.93	 PA-601AF  DI-601	 GF-607AF  TA-602  CD-616  CS-616
				Left\Sinistra Right\Destra
2.2 4x4	67	09.91 → 04.93		 TA-602
ROCKY Soft Top (F7, F8)				
2.0	65	02.85 → 04.93	 PA-601AF  PA-698AF  DI-601	 GF-607AF  TA-602  CD-614  CD-616  CS-614  CS-616
			12.88→ →10.89	Left\Sinistra →09.89 Left\Sinistra 10.89→ →10.89 Right\Destra 10.89→ Right\Destra
2.8 D	54	02.85 →	 PA-601AF  PA-698AF  DI-601  DI-607	 GF-607AF  TA-602  CD-614  CD-616  CS-614  CS-616
2.8 TD	67	12.87 → 04.93		Left\Sinistra Left\Sinistra 01.90→ Right\Destra 01.90→ Right\Destra
2.8 TD	75	09.91 →	 PA-607AF  PA-698AF  DI-601  DI-607	 GF-607AF  TA-602  CD-616  CS-616
				Left\Sinistra Right\Destra
2.2 4x4	67	09.91 → 04.93	 PA-601AF  DI-601	 GF-607AF  TA-602  CD-616  CS-616
				Left\Sinistra Right\Destra
SIRION				
1.0	51	01.05 →	 PA-809AF	 GF-610AF
1.6	76	03.08 →	 DI-614	 CS-630  CS-631
				Right\Destra Left\Sinistra









	KW			
SIRION i				
1.3	64	01.05 →	 PA-809AF	 GF-610AF
1.3	67	03.08 →	 DI-614	 CS-630 Right/Destra
1.3 4WD	67	03.08 →	 DI-618	 CS-631 Left/Sinistra
SIRION (M1) i				
1.0 i	43	09.00 → 01.05	 PA-615AF	 GF-617AF con/with ABS
1.0 i (M100)	41	04.98 → 09.00	 DI-614	 GF-618AF Imp. SUMITOMO
				 CD-608
				 CS-618
1.0 i 4WD	41	04.99 → 09.00	 PA-615AF	 GF-618AF Imp. SUMITOMO
1.0 i 4WD	43	09.00 → 01.05	 DI-614	 CS-618
0.7 Turbo 4WD	88	09.98 → 01.05	 PA-615AF	
1.3 Sport	75	08.00 → 01.05	 PA-615AF	 GF-617AF con/with ABS
			 DI-614	 CS-618
1.3 Sport 4WD	75	08.00 → 01.05	 PA-615AF	 CS-618
			 DI-614	
1.0	40	04.98 → 10.00	 PA-615AF	 GF-617AF
1.3 DVVT 16V	75	02.01 → 04.05	 DI-614	
SPARCAR/BUS WIDE Autobus i				
0.8	29	09.83 → 05.86	 PA-605AF	 GF-602AF
			 DI-609	 GF-604AF
				 GF-605AF
				 GF-606AF
				 CD-607 Left/Sinistra
				 CS-600 Right/Destra
				 CS-607 Right/Destra
1.0	33	09.83 → 05.86	 PA-605AF	 GF-605AF
			 DI-609	 GF-606AF
				 CD-607
				 CS-607
TAFT i				
1.6 D 4x4 (F20, F25)	49	09.76 → 02.85	 PA-601AF 10.81→	 GF-600AF 10.81→
2.5 D 4x4 (F50, F55)	45	08.78 → 08.82	 DI-601 10.81→	 TA-602
2.8 D 4x4 (F60, F65)	51	08.82 → 02.85		 CD-612 Left/Sinistra
				 CS-612 10.81→
				 CS-612 10.81→
				Right/Destra
TERIOS i				
1.5	77	11.05 →	 PA-528AF	 GF-297AF
			 DI-610	 GF-601AF
			 DI-620	 CS-209













	KW			
TERIOS (J1) i				
1.3	63	09.01 → 10.05	 PA-528AF	 GF-297AF
1.3 4WD	63	10.00 → 10.05	 DI-610	 TA-601
1.3 4WD	61	10.97 → 10.00		
1.3 DVVT FWD	63	10.02 → 10.05	 PA-528AF	 GF-297AF
1.3 DVVT Turbo 4WD	103	10.02 → 10.05	 DI-620	 TA-601
1.5 4WD	77	05.06 →		 CS-209
TREVIS i				
1.0	43	06.06 →	 PA-609AF	 GF-616AF
			 PA-612AF	 CS-632
			 DI-613	
			 DI-614	
WILDCAT/ROCKY (F70) i				
2.8 D	54	02.85 → 03.87	 PA-601AF	 GF-607AF
			 PA-698AF	 TA-602
			 DI-601	 CD-614
			 DI-607	 CS-614
				Left\Sinistra Right\Destra
2.8 TD	65	09.85 → 04.87	 PA-601AF	 GF-607AF
			 DI-601	 TA-602
			 DI-607	 CD-614
				 CS-614
				Left\Sinistra Right\Destra
WILDCAT/ROCKY (F75) i				
2.8 D	54	02.85 → 03.87	 PA-601AF	 GF-607AF
			 PA-698AF	 TA-602
			 DI-601	 CD-614
			 DI-607	 CS-614
				Left\Sinistra Right\Destra
2.8 TD	65	09.85 → 04.87	 PA-601AF	 GF-607AF
			 DI-601	 TA-602
			 DI-607	 CD-614
				 CS-614
				Left\Sinistra Right\Destra
YRV (M2) i				
1.0	43	02.01 →	 PA-615AF	 GF-617AF
1.3	64	02.01 →	 DI-614	 CS-618
1.3 GTti	95	07.02 →		
1.3 4WD	64	02.01 →	 PA-615AF	 CS-618
			 DI-614	
				con/with ABS

	KW			
AVENGER i				
2.0	115	06.07 →	 PA-912AF	 PP-505AF
2.4	129	06.07 →	 DI-003	 DP-904
2.0 CRD	103	06.07 →	 PA-912AF	 PP-505AF
			 DI-003	 DP-904
CALIBER i				
1.8	110	06.06 →	 PA-912AF	 PP-508AF
2.0	115	06.06 →	 DI-003	 DP-002
2.0 CRD	103	06.06 →		 GF-909AF Parking Brake\Freno staz.
JOURNEY i				
2.0 CRD	103	06.08 →	 PA-910AF	 PP-905AF
			 DI-915	 DP-906
				 GF-909AF Parking Brake\Freno staz.
2.4	125	01.09 →	 PA-910AF	 PP-508AF
			 PA-912AF	 PP-905AF
			 DI-003	 DP-904
				 GF-909AF Parking Brake\Freno staz.
NITRO i				
2.8 CRD	130	06.07 →	 PA-910AF	 PP-901AF Imp. GIRLING
2.8 CRD 4WD	130	06.07 →	 DI-012	 DP-008
3.7 V6 4WD	151	06.07 →		 GF-910AF Parking Brake\Freno staz.
4.0 V6	191	07.07 →		









	KW			
DR1 <i>i</i>				
1.3 Ecopower	61	10.09 →	 PA-813AF  DI-020	 GF-007AF  TA-001
DR2 <i>i</i>				
1.3		06.10 →	 PA-813AF  DI-020	 GF-007AF
DR5 <i>i</i>				
1.6	75	06.07 →	 PA-020AF	 PP-256AF
1.9 D	88	06.07 →	 PA-022AF  DI-019  DI-027	 DP-221





























































GASOLONE


































































	KW			
GASOLONE				
35 2.5 D	59		 PA-019AF DI-018	 GF-001AF
35D11S	81	10.07 →	 PA-016AF DI-018	 GF-001AF
FD29	65	10.07 →		






























































	KW			
TROY <i>i</i>				
1.9 TD 4X4	81	05.06 →	 PA-585AF	 PP-H03AF
2.0 16V	93	05.06 →	 DI-599	 DP-H05
VICTORY <i>i</i>				
1.9 TD 4X4	81	05.06 →	 PA-585AF	 PP-H03AF
2.0 16V	93	05.06 →	 DI-599	 DP-H05






























































GREAT WALL











































	KW			
HOVER i				
CUV 2.4	93	01.07 →	 PA-006AF DI-004	 PP-999AF DP-003
STEED i				
2.4	93	01.10 →	 PA-006AF DI-004	 PP-999AF DP-003
































































	KW			
ACCORD I (SJ, SY) i				
1.6 L/EX (SY)	59	01.78 → 09.83	 PA-406AF	 DP-408  GF-400AF  CS-400
ACCORD I Hatchback (SJ, SY) i				
1.6 L/EX (SJ, SY)	59	01.79 → 09.83	 PA-406AF	 DP-408  GF-400AF  CS-400
ACCORD II (AC, AD) i				
1.6 EX (AC)	65	09.83 → 10.85	 PA-402AF  DI-416	 GF-499AF  CS-407
1.8 EX (AD)	74	09.83 → 10.85	 PA-339AF  DI-416	 PP-401AF  DP-400  GF-499AF  CS-407
1.8 12V		01.85 → 01.87	 PA-423AF  DI-416	 PP-404AF  DP-400  CS-407
ACCORD II Hatchback (AC, AD) i				
1.6 EX (AC)	65	09.83 → 10.85	 PA-339AF  DI-416	 PP-401AF  DP-409  GF-499AF  CS-407
1.8 EX (AD)	74	09.83 → 10.85	 PA-339AF  DI-416	 PP-401AF  DP-400  GF-499AF  CS-407
ACCORD III (CA4, CA5) i				
1.6 L (CA4)	65	11.85 → 12.89	 PA-424AF  DI-416	01.86→  GF-499AF  TA-403  CS-452
2.0 EX (CA5)	76	11.85 → 12.89	 PA-423AF	01.86→  PP-404AF
2.0 EX (CA5)	75	11.85 → 12.89	 DI-416	 DP-402  GF-499AF  TA-403  CS-452
2.0 EX (CA5)	78	11.85 → 05.89	 PA-423AF  PA-426AF  DI-416  DI-418	 PP-404AF  DP-402  GF-499AF  TA-403  CS-452


































































	KW			
ACCORD III (CA4, CA5)				
2.0 EXi (CA5)	85	01.86 → 12.89	 PA-426AF  DI-418	 PP-402AF  DP-402  GF-499AF  TA-403
2.0 EXi (CA5)	90	11.85 → 12.87	 PA-424AF  DI-416	 PP-402AF  DP-402  GF-499AF  TA-403  CS-452
2.0 i 16V (CA5)	98	10.87 → 12.89	 PA-426AF  DI-418	 PP-402AF  DP-402  GF-499AF
2.0 i 16V (CA5)	101	01.87 → 12.87	 PA-426AF  DI-416  DI-418	 PP-402AF  DP-402  GF-499AF  TA-403
ACCORD III Aerodeck (CA5)				
2.0 EX	75	10.87 → 12.89	 PA-423AF  DI-416	 GF-499AF  TA-403  CS-452
2.0 EX (CA5)	78	11.85 → 05.89	 PA-423AF  PA-426AF  DI-416  DI-418	 PP-402AF  DP-402  GF-499AF  TA-403  CS-452
2.0 EXi (CA5)	85	10.87 → 12.89	 PA-426AF  DI-418	 PP-402AF  DP-402  GF-499AF  TA-403  CS-452
2.0 EXi (CA5)	90	11.85 → 12.87	 PA-424AF  DI-418	 PP-402AF  DP-402  GF-499AF  TA-403  CS-452
2.0 EX (CA5)	76	10.87 → 12.89	 PA-424AF  PA-426AF  DI-418	 PP-402AF  DP-402  GF-499AF  TA-403  CS-452


































































	KW			
ACCORD III Aerodeck (CA5) i				
1.6 L (CA4)	65	11.85 → 12.89	 PA-424AF  DI-416	 GF-499AF  TA-403  CS-407
ACCORD IV (CB3, CB7) i				
2.0 16V (CB3)	66	01.90 → 03.93	 PA-493AF  DI-423	 PP-405AF  DP-407  GF-411AF  CD-403  CS-457
2.0 i 16V (CB3)	98	01.90 → 03.93		
2.0 16V (CB3)	81	01.90 → 03.93	 PA-493AF  DI-423	 PP-405AF  DP-404  DP-407  GF-411AF  CD-403  CS-457
2.0 16V (CB3)			01.92→ Imp. AKEBONO 01.92→	01.92→ 01.92→
2.2 i 16V (CB7)	110	01.90 → 03.93	 PA-423AF  PA-492AF  DI-424	 PP-402AF  DP-407  GF-411AF  CD-403  CS-457
2.2 i 16V Automatic (CB7)	108	01.90 → 03.93		
ACCORD IV Aerodeck (CB8, CC) i				
2.2 i 16V (CB8)	110	01.91 → 12.93	 PA-432AF  DI-401	 PP-405AF  DP-407  CD-403  CS-457
2.2 i 16V (CB8)	108	01.91 → 12.93		
2.0 i 16V (CC9)	98	03.93 → 12.93	 PA-493AF  DI-401  DI-423  DI-424	 PP-405AF  DP-407  CD-401  CS-459
ACCORD IV Coupe (CC1) i				
2.0 i 16V	98	01.92 → 09.93	 PA-493AF  DI-423	 PP-405AF  DP-407  GF-411AF  CD-403  CS-457
ACCORD IX i				
2.0	115	07.08 →	 PA-407AF  DI-412	 PP-410AF  DP-415
2.2 i-DTEC	110	07.08 →		
2.4	148	07.08 →	 PA-409AF  DI-417	 PP-445AF  DP-416




































































	KW			
ACCORD Station wagon <i>i</i> <i>i</i>				
2.0	115	07.08 →	 PA-407AF	 PP-410AF
2.2 i-DTEC	110	07.08 →	 DI-412	 DP-415
ACCORD V (CC7) <i>i</i> <i>i</i>				
2.0 i	85	03.93 → 01.96	 PA-432AF	 PP-405AF
2.0 i S	96	03.93 → 01.96	 PA-493AF  DI-423  DI-424	 DP-407
2.3 i SR	116	03.93 → 01.96	 PA-432AF  PA-493AF  DI-424	 PP-405AF  DP-407
ACCORD V Aerodeck (CE) <i>i</i> <i>i</i>				
2.0 i LS 16V (CE2)	100	09.93 → 02.98	 PA-432AF  PA-493AF  DI-401  DI-424	 PP-405AF  DP-407
2.2 i ES (CE1)	110	09.93 → 02.98	 PA-432AF  DI-401	 PP-405AF  DP-407
ACCORD V Coupe (CD7, CD9) <i>i</i> <i>i</i>				
2.0 (DC9)	100	09.93 → 12.97	 PA-432AF	 PP-405AF
2.2 i ES	110	09.93 → 02.98	 DI-401	 DP-407
ACCORD VI (CE, CF) <i>i</i> <i>i</i>				
1.9 i (CE7)	85	02.96 → 10.98	 PA-432AF	 PP-405AF
2.0 i LS (CE8)	96	02.96 → 10.98	 DI-423	 DP-407
2.2 i VTEC (CE9)	110	02.96 → 10.98	 PA-432AF  DI-424	 PP-405AF  DP-407
2.0 TDi (CF1)	77	04.96 → 10.98	 PA-493AF  DI-423	 PP-405AF  DP-407
ACCORD VII (CG) <i>i</i> <i>i</i>				
1.8 i	100	10.98 → 12.02	 PA-176AF	 PP-407AF
2.0 i	108	10.98 → 01.01	 DI-404	 DP-414
2.0 Turbo DI	77	02.99 → 12.02		
2.3	113	01.01 → 12.02		
2.2 Type-R	156	02.99 → 12.02	 PA-176AF  PA-432AF  DI-490	 PP-407AF  DP-414  DP-494
1.6 i	85	10.98 → 12.02	 PA-176AF  DI-404	 PP-407AF  DP-414  GF-407AF
2.4 Vtec E	118	02.03 → 09.05	 DI-428	





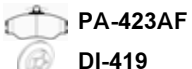
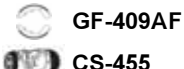


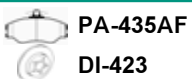


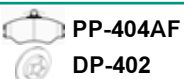

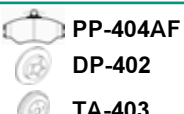
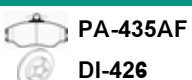




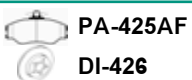

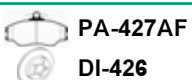
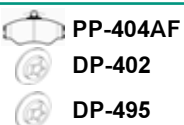
	KW			
ACCORD VII Aerodeck <i>i</i> <i>i</i>				
2.3 16 V	118	02.98 →	 PA-176AF  DI-404	 PP-407AF  DP-414
ACCORD VII Coupe (CG) <i>i</i> <i>i</i>				
2.0 i 16V	108	02.98 → 06.03	 PA-176AF  DI-404	 PP-407AF  DP-414
3.0 V6 24V	147	02.98 → 06.03	 PA-176AF  DI-404	 PP-407AF  DP-414
ACCORD VII Hatchback (CH) <i>i</i> <i>i</i>				
1.8 i (CH6)	100	12.99 → 12.02	 PA-176AF  DI-404	 PP-407AF  DP-414
2.0 (CH7)	108	12.99 → 12.02	 PA-176AF  DI-404	 PP-407AF  DP-414
2.0 TDi	77	12.99 → 10.00	 PA-176AF  DI-404	 PP-407AF  DP-414
2.3 (CL4)	113	11.00 → 12.02	 PA-176AF  DI-404	 PP-407AF  DP-414
ACCORD VIII <i>i</i> <i>i</i>				
2.0 (CL7)	114	02.03 →	 PA-452AF  DI-403	 PP-407AF  DP-443
2.0 4 ruote motrici (CL8)	114	02.03 →	 DI-420	Rim Size/Diam Cerchio: 16
2.2 i-CTDi	103	01.04 →	 DI-420	Rim Size/Diam Cerchio: 15
2.4 (CL9)	140	02.03 →	 PA-452AF  DI-403  DI-420  DI-428	Rim Size/Diam Cerchio: 16 Rim Size/Diam Cerchio: 15
2.4	113	09.06 →	 DI-428	
ACCORD VIII Tourer <i>i</i> <i>i</i>				
2.0 (CM1)	114	04.03 →	 PA-452AF  DI-403  DI-420	Rim Size/Diam Cerchio: 16 Rim Size/Diam Cerchio: 15
2.2 i-CTDi	103	01.04 →	 PA-452AF  DI-403  DI-420	Rim Size/Diam Cerchio: 16 Rim Size/Diam Cerchio: 15
2.4 (CM2)	140	04.03 →	 PA-452AF  DI-403  DI-420  DI-428	Rim Size/Diam Cerchio: 16 Rim Size/Diam Cerchio: 15
ACTY TN <i>i</i> <i>i</i>				
0.6	23	08.79 → 06.86	 PA-417AF  DI-413	 GF-400AF
BALLADE EW2 EW3 <i>i</i> <i>i</i>				
1.5 16V		01.83 → 12.89	 PA-413AF  DI-411	01.86→ Imp. SUMITOMO 01.86→
				 GF-403AF  CS-453  CS-454
				01.86→ Left/Sinistra 01.86→ Right/Destra
CITY Tre volumi/Saloon <i>i</i> <i>i</i>				
1.5 Vtec	65	08.00 → 09.03	 PA-425AF  DI-491	
































































	KW					
CIVIC I (SL) i						
1300 L	33	09.80 → 09.83	 PA-404AF  PA-406AF  DI-402  DI-406	Imp. SUMITOMO	 GF-402AF  CD-400  CS-403	
1300 L	44	09.80 → 09.83	 PA-404AF  DI-410	Imp. SUMITOMO Imp. SUMITOMO	 GF-402AF  CS-450  CS-451	Right\Destra Left\Sinistra
1300 S	52	10.79 → 12.84	 PA-413AF  DI-410	01.82→ Imp. SUMITOMO 01.82→ Imp. SUMITOMO	 GF-402AF  CS-403  CS-454	Left\Sinistra Right\Destra
CIVIC I Hatchback (SB, SS) i						
1200 (SB1)	40	07.72 → 02.77	 PA-400AF  DI-400		 GF-400AF  CS-400	
1200 (SB2)	40	03.77 → 12.80				
1200 (SB2)	44	09.77 → 12.80				
1300 L (SS)	44	09.79 → 09.83	 PA-404AF  DI-410	Imp. SUMITOMO Imp. SUMITOMO	 GF-402AF  CS-450  CS-451	Right\Destra Left\Sinistra
CIVIC I Wagon (WC) i						
1300	44	09.79 → 09.83	 PA-406AF  DI-410	Imp. SUMITOMO	 GF-402AF  CS-450  CS-451	Right\Destra Left\Sinistra
CIVIC II i						
1.2	40	01.85 → 10.87	 PA-413AF  DI-411	Imp. SUMITOMO	 GF-496AF  CD-400	
1.3	52	10.83 → 10.87	 PA-413AF  DI-410  DI-411	Imp. SUMITOMO Imp. SUMITOMO	 GF-403AF  CD-400	
1.5 GL	63	10.83 → 10.87	 PA-413AF  DI-411	Imp. SUMITOMO	 GF-409AF  CD-400  CS-403	Right\Destra Left\Sinistra
1.5 GT	74	01.85 → 10.87	 PA-413AF  DI-413	Imp. SUMITOMO	 GF-403AF  CD-400  CS-403	
1.5 GTI	66	03.86 → 10.87				
CIVIC II Hatchback (AL, AJ, AG, AH) i						
1.2 (AL)	40	01.84 → 10.87	 PA-413AF  DI-411	Imp. SUMITOMO	 GF-496AF  CD-400	
1.3 (AG)	52	10.83 → 10.87	 PA-413AF  PA-414AF  DI-410  DI-411	Imp. SUMITOMO Imp. AKEBONO Imp. SUMITOMO	 GF-403AF  CD-400	


























































	KW			
CIVIC II Hatchback (AL, AJ, AG, AH) i				
1.6 GL (AH)	63	10.83 → 10.87	 PA-413AF  DI-411	Imp. SUMITOMO  GF-403AF  CD-400 Right\Destra  CS-403 Left\Sinistra
1.6 GT (AH)	74	01.85 → 10.87	 PA-413AF  DI-413	Imp. SUMITOMO  GF-403AF  CD-400 Right\Destra  CS-403 Left\Sinistra
1.6 GTI (AH)	66	03.86 → 10.87		
CIVIC III Hatchback (EC, ED, EE) i				
1.4 L (EC9)	66	10.87 → 12.89	 PA-414AF  DI-413	Imp. AKEBONO  GF-409AF  CD-400 Right\Destra  CS-403 Left\Sinistra
1.6 i 16V (ED7)	80	10.87 → 09.91	 PA-423AF  DI-413	 PP-404AF  DP-402  GF-404AF  CD-401  CS-459
1.3 (EC8)	55	10.87 → 12.89	 PA-414AF  DI-411	Imp. AKEBONO  GF-403AF  CD-403  CS-456
1.3 16 V (EC8) Cat.	55	09.89 → 09.91		
1.6 i 16V (ED6)	69	10.88 → 09.91	 PA-414AF  DI-419	Imp. AKEBONO  PP-404AF  DP-498  GF-403AF  CD-403  CS-456
1.6 i 16V (ED7)	81	10.87 → 09.91	 PA-423AF  DI-413	 PP-404AF  DP-402  GF-404AF  CD-401  CS-456
1.6 i 16V Vtec (EE9)	110	10.89 → 09.91	 PA-426AF  DI-426	 PP-404AF  DP-402  GF-404AF  CD-401  CS-459
1.6 i 16V	96	09.87 → 09.91	 PA-423AF  DI-413  DI-419	 PP-404AF 01.90→  DP-402  GF-404AF  CD-403  CS-456
1.6 i 16V	66	10.88 → 09.91	 PA-414AF  DI-419	Imp. AKEBONO  GF-403AF  CD-403  CS-456































































	KW					
CIVIC III Tre volumi/Saloon (ED) i						
1.4 L (ED2)	66	10.87 → 12.89	 PA-414AF  DI-413	Imp. AKEBONO	 GF-409AF  CD-400  CS-403	Right\Destra Left\Sinistra
1.6 i 16V	96	09.87 → 09.91	 PA-423AF  DI-413		 GF-404AF  CD-403  CS-456	
1.6 i 16V (ED4)	80	11.87 → 09.91				
1.6 i 16V 4x4	80	10.89 → 09.91				
1.5 i 16V	66	10.87 → 09.91	 PA-414AF  DI-419	Imp. AKEBONO	 GF-403AF  CD-403  CS-456	
1.5 i 16V (ED3)	69	10.87 → 09.91				
1.6 i 16V (ED4)	81	10.87 → 09.91	 PA-423AF  DI-413  DI-426		 GF-404AF  CD-403  CS-456	
1.3	55	10.87 → 12.89	 PA-414AF  DI-411	Imp. AKEBONO	 GF-403AF  CD-403  CS-456	
CIVIC IV (EG, EH) i						
1.5 i 16V (EG8)	69	10.91 → 11.95	 PA-425AF  PA-435AF  DI-499	Imp. AKEBONO	 PP-404AF  DP-402  GF-403AF  GF-412AF  TA-403  CD-403  CS-456	D15-B2
1.6 16V Vtec (EH9)	92	10.91 → 11.95	 PA-435AF  DI-426  DI-499	Imp. AKEBONO	 PP-404AF  DP-402  DP-409  TA-403	→12.92
1.6 VTi (EG9)	118	10.91 → 11.95	 PA-435AF  DI-423  DI-426  DI-499	Imp. AKEBONO	 PP-404AF  DP-402	
CIVIC IV Coupe (EJ) i						
1.6 i Vtec	118	01.94 → 11.95	 PA-435AF  DI-426	Imp. AKEBONO	 GF-494AF  TA-403  CD-403  CS-456	
1.6 i Vtec (EJ1)	92	01.94 → 03.96				
1.5 i LSi (EJ2)	74	01.94 → 11.95	 PA-435AF  DI-499	Imp. AKEBONO	 GF-494AF  TA-403  CD-403  CS-456	
1.6 i (EJ6)	77	01.94 → 11.95				

































































	KW					
CIVIC IV Fastback (MA, MB) i						
1.6 i (MB1)	83	09.94 → 01.97	 PA-427AF  DI-426	Imp. LUCAS	 PP-404AF  DP-402	
1.6 i Vtec (MB1)	93	09.94 → 01.97				
1.4 i (MA8)	66	09.94 → 01.97	 PA-427AF	01.95→	 GF-410AF	
1.4 i (MA8)	55	09.95 → 01.97		Imp. LUCAS	 TA-403	
1.6 i Vtec-E (MA9)	66	09.94 → 01.97	 DI-426		 CS-410	
CIVIC IV Hatchback (EG) i						
1.3 16V (EG3)	55	10.91 → 11.95	 PA-414AF  DI-411  DI-413	Imp. AKEBONO	 GF-412AF  CD-403  CS-466	
1.6 i 16V (EG4)	69	10.91 → 11.95	 PA-426AF  PA-436AF  DI-499	Imp. AKEBONO	 GF-403AF  GF-412AF  TA-403  CD-403  CS-466	D15-B2
1.6 16V Vtec (EG5)	92	10.91 → 11.95	 PA-436AF  DI-426  DI-499	Imp. AKEBONO	 PP-404AF  DP-402  DP-409  CD-403	
1.6 VTi 16V (EG6)	118	10.91 → 11.95	 PA-436AF  DI-423  DI-426  DI-499	Imp. AKEBONO	 PP-404AF  DP-402	
1.6 i 16V	66	10.91 → 11.95	 PA-436AF  DI-499	Imp. AKEBONO	 GF-403AF  TA-403  CD-403  CS-466	
CIVIC Shuttle I (AN, AR) i						
1.6 (AN)	63	10.83 → 10.87	 PA-416AF  DI-411		 GF-409AF  CD-400  CS-403	Right\Destra Left\Sinistra
1.6 4WD (AR)	63	01.85 → 10.87	 PA-413AF  DI-411	Imp. SUMITOMO	 GF-409AF  CD-400  CS-403	Right\Destra Left\Sinistra
CIVIC Shuttle II (EE) i						
1.6 16V 4WD D16Z2		01.90 →	 PA-423AF  DI-419		 GF-409AF  CD-403  CS-466	
1.6 i 16V 4WD (EE4)	81	01.88 → 02.95				
1.6 i 16V 4WD (EE4)	80	01.88 → 12.89				
1.4 i 16V (EE1)	66	01.88 → 12.92	 PA-423AF		 GF-409AF	
1.6 i 16V (EE2)	69	01.88 → 11.91	 PA-442AF  DI-419		 CD-403  CS-466	Right\Destra Left\Sinistra



















































	KW			
CIVIC Shuttle II (EE) i				
1.6 4x4	85	01.88 → 12.92		
CIVIC V (EJ9, EK3/4) i				
1.4 i (EJ9)	66	11.95 → 02.01	 Imp. AKEBONO	
1.5 i (EK3)	84	11.95 → 02.01	 Imp. AKEBONO	 →09.00
1.6 VTi (EK4)	118	11.95 → 02.01	 Imp. AKEBONO	
1.6 i Vtec	92	11.95 → 02.01	 Imp. AKEBONO	
CIVIC V Coupe (EJ6, EJ8) i				
1.6 i	77	03.96 → 03.00	 Imp. AKEBONO	
1.6 i Vtec	92	03.96 → 03.00		
1.6 i Vtec	118	04.99 → 12.00		
1.6	77	05.96 → 04.99		
CIVIC V Fastback (MB) i				
1.4 16V (MB2)	66	01.97 → 02.01	 Imp. LUCAS	 Right\Destra Left\Sinistra
1.4 16V (MB2)	55	01.97 → 02.01		
1.5 16V (MB3)	84	01.97 → 02.01		 →10.00
1.6 16V (MB4)	85	01.97 → 02.01	 Imp. LUCAS	



























































	KW			
CIVIC V Fastback (MB)				
1.8 16V (MB6)	124	01.97 → 02.01	 PA-432AF  DI-423	 PP-405AF  DP-407
2.0 i TD (MB7)	63	01.97 → 02.01	 PA-427AF  DI-426	11.98→ Imp. LUCAS  PP-404AF  DP-402  GF-410AF
1.6 VTi	118	01.97 → 02.01	 PA-435AF  DI-423  DI-426	Imp. AKEBONO  PP-404AF  DP-402
CIVIC VI				
1.7	85	02.01 → 09.05	 PA-489AF  DI-492	 PP-405AF  DP-495 01.02→ 01.02→
1.3 IMA	61	01.04 → 09.05	 PA-427AF	Imp. LUCAS  PP-405AF
1.6	81	02.01 → 09.05	 PA-435AF	Imp. AKEBONO  DP-495
1.6	84	09.05 → 09.05	 DI-426	
1.4 (ES4)	66	02.01 → 09.05	 PA-435AF  DI-426	Imp. AKEBONO  GF-411AF  TA-415  CS-403  CS-436 Right\Destra Left\Sinistra
CIVIC VI Aerodeck (MB,MC)				
1.4 16V (MB8)	66	04.98 → 02.01	 PA-427AF	 PP-404AF
1.4 16V (MB8)	55	04.98 → 02.01	 DI-426	 DP-495  GF-410AF  TA-402  CD-403  CS-456 Right\Destra Left\Sinistra
1.5 16V (MB9)	84	04.98 → 02.01	 PA-427AF  DI-426	Imp. LUCAS  PP-405AF  DP-402  GF-410AF  TA-402  CD-403  CS-456
1.6 16V (MC1)	85	04.98 → 02.01	 PA-427AF  DI-426	Imp. LUCAS  PP-404AF  DP-402  DP-495
1.8 16V (MC2)	124	04.98 → 02.01	 PA-432AF  DI-426	 PP-405AF  DP-407  TA-403
2.0 i D (MC3)	77	04.98 → 02.01	 PA-427AF  DI-426	Imp. LUCAS  PP-404AF  DP-402



















































	KW				
CIVIC VI Coupe (EM) i					
1.6 i	81	02.01 → 12.05	 PA-427AF  PA-435AF  DI-426	01.03→ Imp. LUCAS →12.02 Imp. AKEBONO	 PP-405AF  DP-495
1.7 i 1.7 i VTEC	88 92	05.01 → 12.05 05.01 → 12.05	 PA-435AF  DI-426	Imp. AKEBONO	 PP-405AF  DP-495
CIVIC VI Hatchback (EJ,EK) i					
1.4 i (EJ9)	55	11.95 → 02.01	 PA-435AF  DI-499	Imp. AKEBONO	 DP-402  GF-410AF  CD-403  CS-456
1.4 i S (EJ9)	66	11.95 → 02.01	 PA-435AF  DI-499	Imp. AKEBONO	 GF-410AF  TA-403  CD-403  CS-456
1.6 i (EK1)	84	11.95 → 02.01	 PA-435AF  DI-426	Imp. AKEBONO	 PP-404AF  GF-412AF  TA-403
1.5 i (EK3)	84	11.95 → 02.01	 PA-435AF  DI-423	Imp. AKEBONO	 PP-404AF  DP-402  GF-499AF  TA-403  CD-403  CS-456
1.6 VTi (EK4)	118	11.95 → 02.01	 PA-435AF  DI-423  DI-426	Imp. AKEBONO	 PP-404AF  DP-402
CIVIC VI Hatchback (EU_, EP_) i					
1.4 i 1.4 iS (EP1)	55 66	02.01 → 09.05 02.01 → 09.05	 PA-435AF  DI-426	Imp. AKEBONO	 GF-411AF  TA-415  CS-403  CS-436
1.6 i	81	02.01 → 09.05	 PA-427AF  PA-435AF  DI-426	01.03→ Imp. LUCAS →12.02 Imp. AKEBONO	 PP-405AF  DP-495
2.0 Type-R	147	09.01 → 09.05	 PA-490AF  DI-433		 PP-405AF  DP-446







	KW			
CIVIC VI Hatchback (EU_, EP_) <i>i</i> <i>i</i>				
1.7 CTDi	74	01.02 → 09.05	 PA-489AF  DI-434  DI-492	01.05→  PP-405AF  DP-446  DP-495
2.0 i Sport	118	01.04 → 09.05	 PA-491AF  DI-494	 PP-405AF  DP-446
CIVIC VII <i>i</i> <i>i</i>				
1.3	70	01.06 →	 DI-K05	 PP-405AF  DP-412
1.4	61	01.06 →	 PA-403AF  DI-407	 PP-403AF  DP-412
1.8	103	01.06 →		
2.2 CTDi	103	01.06 →		
1.8	103	09.05 →	 PA-491AF  DI-494	 PP-405AF  DP-412
CIVIC VII Hatchback <i>i</i> <i>i</i>				
Type R	148	09.06 →	 PA-490AF	 PP-403AF  DP-412
1.4	73	10.08 →	 PA-403AF	 PP-403AF  DP-412
CONCERTO (HW) <i>i</i> <i>i</i>				
1.5 i 16V	66	08.89 → 03.95	 PA-427AF  DI-252	08.91→ →12.94 Imp. LUCAS  PP-404AF  DP-402  GF-410AF  TA-402  CS-410
1.6 i 16V	90	08.89 → 03.95	 PA-427AF  DI-498	Imp. LUCAS  PP-404AF  DP-402
1.6 i 16V	82	08.89 → 03.95		
1.4	66	08.89 → 10.91	 PA-427AF  DI-252  DI-498	01.90→ →07.91 Imp. LUCAS  GF-410AF  TA-402  CS-410
1.4	61	10.89 → 10.92		
1.6 16V	78	08.89 → 03.95	 PA-427AF  DI-252	Imp. LUCAS  PP-404AF  DP-402
1.8 TD	65	08.94 → 10.96	 PA-427AF  DI-498	Imp. LUCAS  DP-402  GF-410AF
1.8 TD	58	08.94 → 10.96		
CONCERTO Tre volumi/Saloon <i>i</i> <i>i</i>				
1.4	66	08.89 → 10.91	 PA-427AF  DI-252  DI-498	Imp. LUCAS  GF-410AF  TA-402  CS-410
1.4	61	10.89 → 10.92		

	KW			
CONCERTO Tre volumi/Saloon				
1.5 i 16V	66	08.89 → 05.95	 PA-427AF  DI-252	08.91→ →12.94 Imp. LUCAS  PP-404AF  DP-402  GF-410AF  TA-402  CS-410
1.6 i 16V	90	08.89 → 03.95	 PA-427AF  DI-498	Imp. LUCAS  PP-404AF  DP-402
1.6 16V	78	08.89 → 03.95	 PA-427AF  DI-252	Imp. LUCAS  PP-404AF  DP-402
CR-V I (RD)				
2.0 16V (RD1, RD3)	108	01.99 → 02.02	 PA-432AF  DI-496	 GF-411AF  TA-400  CS-460  CS-461
2.0 16V (RD1, RD3)	94	10.95 → 01.99		Left/Sinistra Right/Destra
CR-V II				
2.0	110	07.02 → 09.06	 PA-401AF  DI-431  DI-494  DI-K07	 PP-405AF  DP-441  GF-405AF
2.2 CTDi	103	02.05 → 09.06	 PA-401AF  DI-403  DI-431	 PP-445AF  DP-444  GF-405AF
2.0 i-VTEC	110	01.07 →	 PA-405AF  DI-405	 PP-400AF  DP-444
2.2 i-CTDi	103	01.07 →		
CRX I (AF, AS)				
1.5 i (AF)	74	10.83 → 11.86	 PA-413AF  PA-414AF  DI-411  DI-413	Imp. SUMITOMO Imp. AKEBONO  GF-403AF  CD-400  CS-403
1.6 i 16V (AS)	92	03.86 → 10.87	 PA-424AF  DI-413	 GF-403AF  CD-400  CS-403
1.3	52	10.83 → 10.87	 PA-413AF	Imp. SUMITOMO
CRX II (ED, EE)				
1.6 i 16V (ED9)	96	10.87 → 12.89	 PA-423AF  PA-424AF  DI-419	 PP-404AF  DP-402
1.6 i 16V (ED9)	91	10.87 → 02.92	 PA-423AF  DI-419	 PP-404AF  DP-402











































	KW			
CRX II (ED, EE)				
1.6 i 16V Vtec (EE8)	110	10.89 → 02.92	 PA-426AF  DI-426	 PP-404AF  DP-402
1.6 i 16V	79	10.87 → 05.88	 DI-419	 PP-404AF  DP-402
CRX III (EH, EG)				
1.6 EsI (EH6)	92	03.92 → 12.98	 PA-435AF  DI-426	Imp. AKEBONO  PP-404AF  DP-409  GF-412AF  CD-403  CS-456 Right\Destra Left\Sinistra
1.6 i VTi (EG2)	118	03.92 → 12.98	 PA-435AF  DI-426	Imp. AKEBONO  PP-404AF  DP-402  GF-412AF  CD-403  CS-456 Right\Destra Left\Sinistra
FR-V				
2.2 i CTDi	103	07.05 →	 PA-491AF  DI-432	 PP-405AF  DP-496  GF-408AF Parking Brake\Freno staz.
1.7	92	02.05 →	 PA-491AF  DI-494	 PP-405AF  DP-496  GF-408AF Parking Brake\Freno staz.
1.8	103	01.07 →		
2.0	110	02.05 →		
HR-V (GH)				
1.6 16V	77	03.99 →	 PA-432AF  DI-496	 GF-410AF  TA-400  CD-403  CS-456
1.6 16V 4WD	77	03.99 →		
1.6 16V 4WD	91	10.99 →		
INSIGHT				
1.3	65	04.09 →	 PA-410AF  DI-426	 PP-405AF  DP-418
INSIGHT (ZE)				
1.0	56	04.00 → 12.06	 PA-411AF  DI-413	 TA-404
INTEGRA				
2.0	118	02.02 →	 PA-432AF  DI-433	 PP-405AF














	KW				
INTEGRA (DA_) <i>i</i> <i>i</i>					
1.6	63	10.85 → 08.89	 PA-424AF  DI-413  DI-419	 PP-402AF  DP-498  GF-409AF  CD-400  CS-403	Right\Destra Left\Sinistra
1.6	88	03.86 → 08.89	 PA-424AF  DI-419	 PP-402AF  DP-498	
INTEGRA (DC2) <i>i</i> <i>i</i>					
1.8 Type-R	140	11.97 → 10.01	 PA-432AF  DI-496	 PP-404AF  PP-406AF  DP-419	→10.00
JAZZ <i>i</i> <i>i</i>					
1.2	66	07.08 →	 PA-410AF	 PP-404AF	
1.4	73	07.08 →	 DI-426	 DP-417	
JAZZ (AA) <i>i</i> <i>i</i>					
45 1.2	33	02.84 → 10.86	 PA-417AF	 GF-402AF	
66 1.2	40	09.84 → 10.86	 DI-415	 CS-403  CS-454	
66 1.2	41	10.83 → 10.86	 PA-417AF  DI-415	 GF-404AF  CS-403  CS-454	Left\Sinistra Right\Destra
JAZZ (GD) <i>i</i> <i>i</i>					
1.2	57	03.02 →	 PA-426AF	 PP-404AF	
1.4	61	03.02 →	 DI-425  DI-491	 DP-409  GF-493AF  CS-435	01.05→
LEGEND I (HS, KA) <i>i</i> <i>i</i>					
2.6 i (HS)	110	01.86 → 12.87	 PA-428AF	 PP-406AF	
2.6 i (HS)	127	02.87 → 06.88	 DI-422	 DP-406	
2.7 i 24V (KA4)	124	01.88 → 12.90	 PA-426AF  DI-421	 PP-406AF  DP-406	
LEGEND I Coupe (KA3) <i>i</i> <i>i</i>					
2.7 i 24V	124	10.87 → 12.90	 PA-426AF  DI-421	 PP-406AF  DP-406	
LEGEND II (KA7) <i>i</i> <i>i</i>					
3.2 i 24V	151	01.91 → 02.96	 PA-432AF  DI-429	 PP-406AF  DP-411	



















































	KW			
LEGEND II Coupe (KA8) <i>i</i> <i>i</i>				
3.2 i 24V	151	01.91 → 02.96	 PA-432AF  DI-429	 PP-405AF  DP-411
LEGEND III (KA9) <i>i</i> <i>i</i>				
3.5 i 24V	151	02.96 →	 PA-432AF  DI-490	 PP-405AF  DP-411  DP-419  DP-420
				05.96→ →01.99 01.99→ →09.04 01.99→
LOGO (GA3) <i>i</i> <i>i</i>				
1.3	48	03.99 → 03.02	 PA-425AF  DI-493	 GF-410AF  TA-403
NSX Cabriolet (NA) <i>i</i> <i>i</i>				
3.0 24V Vtec	201	03.95 → 09.05	 PA-432AF  DI-429	 PP-499AF  DP-402
3.0 24V Vtec Automatic	188	03.95 → 09.05		
3.2 24V Vtec	206	01.97 → 09.05		
NSX Coupe (NA) <i>i</i> <i>i</i>				
3.0 24V Vtec (NA1)	201	06.90 → 09.05	 PA-432AF  DI-429	 PP-499AF  DP-402
3.0 24V Vtec Automatik (NA1)	188	06.90 → 09.05		
3.2 24V Vtec (NA2)	206	01.97 → 09.05		
PRELUDE I Coupe (SN) <i>i</i> <i>i</i>				
1.6	59	11.78 → 10.82	 PA-412AF  DI-409  DI-410	 PP-401AF  DP-401  GF-406AF  CS-406
			Imp. SUMITOMO	
PRELUDE II (AB) <i>i</i> <i>i</i>				
1.8 EX	77	11.83 → 04.87	 PA-414AF  DI-414	 PP-401AF  DP-400  DP-401
1.8 EX	74	11.85 → 04.87		
			Imp. AKEBONO	
PRELUDE III (BA) <i>i</i> <i>i</i>				
2.0 EX (BA4)	80	04.87 → 01.92	 PA-423AF  DI-418	 PP-404AF  DP-402
2.0 i EX 16V	101	04.86 → 12.87	 PA-421AF  DI-418	 PP-402AF  DP-400
2.0 i EX 16V (BA2)	101	04.86 → 12.87		
2.0 i EX 16V (BA4)	103	04.90 → 01.92	 PA-426AF  DI-418	 PP-404AF  DP-402
2.0 i EX 16V (BA4) Cat.	101	04.87 → 01.92		















































	KW			
PRELUDE III (BA) i				
2.0 (BA4)	84	08.87 → 01.92	 PA-423AF  PA-426AF  DI-418	 PP-404AF  DP-402
2.0 i EX 16V	110	10.87 → 12.90	 PA-426AF  DI-416	 PP-404AF  DP-402
PRELUDE IV (BB) i				
2.0 i 16V (BB3)	98	02.92 → 09.96	 PA-493AF  DI-430	Imp. AKEBONO  PP-405AF  DP-404
2.3 i 16V (BB2)	118	02.92 → 09.96	 PA-432AF  DI-427	 PP-405AF  DP-404
2.2 i 16V Vtec (BB1)	136	02.93 → 09.96	 PA-432AF  DI-430	 PP-405AF  DP-404
PRELUDE V (BB) i				
2.0 16V (BB9)	98	10.96 → 10.00	 PA-493AF  DI-430	Imp. AKEBONO  PP-405AF  DP-413
2.2 16V	147	10.96 → 10.00	 PA-432AF  DI-427	 PP-405AF  DP-410
2.2 16V (BB6, BB8)	136	10.96 → 10.00	 PA-432AF  DI-427	 PP-405AF  DP-410
QUINTET (SU) i				
1.6 EX	59	02.80 → 12.84	 PA-412AF  DI-410	Imp. SUMITOMO  GF-402AF  CS-450  CS-451 Right\Destra Left\Sinistra
S2000 (AP) i				
2.0	177	06.99 →	 PA-490AF  DI-495	01.02→ 01.02→  PP-405AF  DP-497 01.02→
SHUTTLE (RA) i				
2.2 16V	110	10.94 → 02.98	 PA-432AF  DI-496	 PP-405AF  DP-411
2.3 16V	110	10.97 → 06.02	 PA-432AF  DI-496	 PP-405AF  DP-411
STREAM (RN) i				
1.7 16V	92	05.01 →	 PA-491AF  DI-494	 PP-405AF  DP-496  GF-408AF Parking Brake\Freno staz.
2.0 16V	115	05.01 →	 PA-491AF  DI-494	 PP-405AF  DP-496  GF-408AF Parking Brake\Freno staz.
























































	KW			
HUMMER H2 <i>i</i>				
6.0 4 ruote motrici	232	09.02 → 09.04	 PA-009AF  DI-008	 PP-004AF  DP-005  GF-004AF
Parking Brake\Freno staz. <i>i</i>				
HUMMER H2 SUT <i>i</i>				
6.0	237	09.04 →	 PA-009AF  DI-008	 PP-004AF  DP-005  GF-004AF
Parking Brake\Freno staz. <i>i</i>				
HUMMER H3 <i>i</i>				
3.5	162	04.05 →	 PA-008AF  DI-007	 PP-003AF  DP-004  GF-006AF
Parking Brake\Freno staz. <i>i</i>				
3.7 4 ruote motrici	180	09.06 →	 PA-008AF  DI-007	 PP-003AF  DP-004





















































	KW			
ACCENT (LC) i				
1.3	61	01.00 →	 PA-339AF	 GF-H13AF
1.3	63	01.00 →	 DI-H16	 TA-H13
1.3	55	01.00 →		 CS-H13
1.3	62	08.02 →		 CS-H14
1.6	66	01.00 →		
1.6	75	09.00 →		
1.6 CRDi	60	04.02 →		
1.6	77	12.02 →		
ACCENT (MC) i				
1.4 GL	71	11.05 →	 PA-K12AF	 PP-K09AF
1.6 CRDi GLS	81	11.05 →	 DI-K18	 DP-H01
				 GF-K18AF
				 CS-K08
1.6 GLS	82	11.05 →	 PA-K12AF	 PP-K09AF
			 DI-K18	 DP-H01
				 GF-K18AF
ACCENT Tre volumi/Saloon (LC) i				
1.3	63	01.00 →	 PA-339AF	 GF-H13AF
1.3	55	01.00 →	 DI-H16	 TA-H13
1.6	66	01.00 →		 CS-H13
1.6 CRDi	60	01.02 →		 CS-H14
1.6	77	12.02 →		
ACCENT Tre volumi/Saloon (MC) i				
1.4 GL	71	11.05 →	 PA-K12AF	 PP-K09AF
1.6 CRDi GLS	81	11.05 →	 DI-K18	 DP-H01
				 GF-K18AF
				 CS-K08
1.6 GLS	82	11.05 →	 PA-K12AF	 PP-K09AF
			 DI-K18	 DP-H01
				 GF-K18AF
ACCENT/EXCEL (X-3) i				
1.3	55	10.94 → 01.00	 PA-339AF	 GF-595AF
1.3	44	10.94 → 01.00	 DI-067	 TA-H01
1.3 i 12V	62	10.94 → 01.00		 TA-H16
1.6 i 12V	65	10.94 → 01.00		 CS-589
1.6 i 16V	73	12.95 → 01.00		 CS-590
1.3	40	09.95 → 05.98		 TA-H16























































	KW			
ACCENT/EXCEL Tre volumi/Saloon (X-3) <i>i</i> <i>i</i>				
1.3	55	10.94 → 01.00	 PA-339AF	 GF-595AF
1.3	44	10.94 → 01.00	 DI-057	 TA-H01
1.3 i 12V	62	10.94 → 01.00		 TA-H16
1.5 i 12V	65	10.94 → 01.00		 CS-589
1.5 i 16V	73	10.95 → 01.00		 CS-590
06.96→ Left\Sinistra Right\Destra				
ATOS (MX) <i>i</i> <i>i</i>				
1.0 i	40	02.98 → 03.02	 PA-583AF	 GF-584AF
			 DI-587	 TA-H15
				 CS-H01
				 CS-H02
Left\Sinistra Right\Destra				
1.0 i	43	03.01 →	 PA-H08AF	 GF-584AF
			 DI-H07	 TA-H15
				 CS-H01
				 CS-H02
Left\Sinistra Right\Destra				
1.1	46	03.04 →	 PA-H08AF	 GF-584AF
			 DI-H07	 TA-H15
ATOS PRIME (MX) <i>i</i> <i>i</i>				
1.0 i	40	08.99 →	 PA-583AF	 GF-584AF
			 DI-587	 TA-H15
			 DI-H07	 CS-H01
				 CS-H02
Left\Sinistra Right\Destra				
1.0 i	43	03.01 →	 PA-H08AF	 GF-584AF
			 DI-H07	 TA-H15
				 CS-H01
				 CS-H02
01.02→ 01.02→ Left\Sinistra 01.02→ Right\Destra				
1.1	43	06.03 →	 PA-583AF	 GF-584AF
1.1	46	09.05 →	 PA-H08AF	 TA-H12
			 DI-H07	 CS-H01
				 CS-H02
Left\Sinistra Right\Destra				
COUPE <i>i</i> <i>i</i>				
1.6	77	02.06 →	 PA-H10AF	 PP-595AF
2.0	105	02.06 →	 DI-H12	 DP-H04
2.7 V6	121	02.06 →		
COUPE (GK) <i>i</i> <i>i</i>				
1.6 16V	77	03.02 →	 PA-H10AF	 PP-595AF
1.6 16V	79	03.02 →	 DI-H12	 DP-H04
2.0	102	03.02 →		
2.0 GLS	105	02.03 →		
2.7 V6	123	03.02 →		


































































	KW			
COUPE (RD)				
2.0 16V	102	08.96 → 04.02	 PA-590AF  PA-S02AF  DI-586 →08.98  DI-H18 08.98→	 PP-595AF  DP-596  GF-516AF  TA-H04  CS-589 Left\Sinistra  CS-590 Right\Destra
1.6 16V	85	03.98 → 04.02	 PA-590AF  DI-586 →08.98  DI-H18 08.98→	 PP-595AF  DP-596 01.99→  GF-516AF  TA-H04  CS-589 Left\Sinistra  CS-590 Right\Destra
1.6 i 16V	84	12.96 → 04.02	 PA-590AF  DI-586 →08.98	 PP-595AF  DP-596  GF-516AF  TA-H04  CS-589 Left\Sinistra  CS-590 Right\Destra
2.0 16V	99	03.01 → 04.02	 PA-590AF  DI-H18 08.98→	 PP-595AF  DP-596  GF-516AF  TA-H04
ELANTRA (XD)				
1.6	79	06.00 →	 PA-590AF  PA-H13AF 09.01→  PA-H15AF  DI-H08	 PP-595AF  DP-596  GF-592AF →08.01  GF-H07AF 09.01→  TA-H04 →08.01  TA-H11 09.01→  CS-H11 →08.01 Left\Sinistra
2.0	104	06.00 →		 CS-H13 09.01→ Left\Sinistra
2.0	102	06.00 →		 CS-H14 Right\Destra

























































	KW			
ELANTRA (XD)				
1.8	97	06.00 →	 PA-H13AF  PA-H15AF  DI-H08	 PP-595AF  DP-596  GF-592AF →08.01  GF-H07AF 09.01→  TA-H04  CS-H11 →08.01  CS-H13 09.01→  CS-H14 LeftSinistra  CS-H14 Right\Destra
1.6 2.0 2.0 CRDi	77 105 83	05.03 → 10.03 → 04.01 →	 PA-H13AF  PA-H15AF  DI-H08	 PP-595AF  DP-596  GF-H07AF  TA-H11  CS-H13 LeftSinistra  CS-H14 Right\Destra
1.6	82	09.03 →	 PA-H13AF  DI-H08	 PP-595AF  DP-596  GF-H07AF  TA-H11  CS-H13 LeftSinistra  CS-H14 Right\Destra
1.8	98	11.02 →	 PA-H13AF  DI-H08	 PP-595AF  DP-596  GF-592AF  GF-H07AF 09.01→  TA-H04  CS-H11 LeftSinistra  CS-H13 09.01→  CS-H14 LeftSinistra  CS-H14 Right\Destra
CRDi	85	02.06 →	 PA-H10AF	 PP-H04AF




















	KW				
ELANTRA Tre volumi/Saloon (XD)					
1.6 2.0 2.0	79 104 102	06.00 → 06.00 → 06.00 →	 PA-590AF  PA-H13AF  PA-H15AF  DI-H08	09.01→	 PP-595AF  DP-596  GF-592AF →08.01  GF-H07AF 09.01→  TA-H04 →08.01  TA-H11 09.01→  CS-H11 →08.01 Left\Sinistra  CS-H13 09.01→ Left\Sinistra  CS-H14 Right\Destra
1.8	97	06.00 →	 PA-H13AF  PA-H15AF  DI-H08		 PP-595AF  DP-596  GF-592AF →08.01  GF-H07AF 09.01→  TA-H04  CS-H11 →08.01 Left\Sinistra  CS-H13 09.01→ Left\Sinistra  CS-H14 Right\Destra
1.6 2.0 2.0 CRDi	77 105 83	05.03 → 10.03 → 04.01 →	 PA-H13AF  PA-H15AF  DI-H08		 PP-595AF  DP-596  GF-H07AF  TA-H11  CS-H13 Left\Sinistra  CS-H14 Right\Destra
1.6 CRDi	85	02.06 →	 PA-K14AF		 PP-H04AF
GALLOPER I					
2.5 TD 2.5 TD intercooler	62 70	08.91 → 07.98 08.91 → 07.98	 PA-H01AF  DI-520	Imp. SUMITOMO	 GF-H01AF  TA-H07  CS-H05 Rear Axle\Assale posteriore  CS-H06 Right\Destra
3.0 V6	104	08.91 → 07.98	 PA-H01AF  DI-520	Imp. SUMITOMO	 GF-H01AF  TA-H00  TA-H07
GALLOPER II (JK-01)					
3.0 V6	104	08.98 →	 PA-H01AF  DI-520  DI-H02	Imp. SUMITOMO	 GF-H02AF  TA-H07






























































	KW			
GALLOPER II (JK-01) i				
2.5 TD	65	08.98 →	 PA-H01AF	 GF-H02AF
2.5 TD intercooler	73	08.98 →	 DI-H02 con/with ABS Colonnette da 22 mm	 TA-H00
			 DI-H20 NO ABS Colonnette da 32 mm	 TA-H07
				 CS-H05 Rear Axle/Assale posteriore
2.5 Tci D	77	08.98 →	 PA-H01AF	 GF-H02AF
			 DI-H02 con/with ABS Colonnette da 22 mm	 TA-H07
			 DI-H20 NO ABS Colonnette da 32 mm	 CS-H05 Rear Axle/Assale posteriore
GENESIS COUPE i				
2.0 Turbo Sport	157	12.10 →	 PA-H14AF	 PP-K11AF
				 DP-H08
GETZ (TB) i				
1.5 CRDi	60	03.03 →	 PA-339AF	 PP-H04AF
			 DI-H10 NO ABS	 DP-H01
			 DI-H11 con/with ABS	 GF-H06AF
				 TA-H08
				 CS-H01 Left/Sinistra
				 CS-H02 Right/Destra
1.6	77	09.02 →	 PA-339AF	 PP-H04AF
			 DI-H10 con/with ABS	 DP-H01
			 DI-H11	 GF-H05AF NO ABS
				 GF-H06AF con/with ABS
				 GF-H12AF con/with ABS
				Parking Brake/Freno staz.
				 TA-H08 NO ABS
				 TA-H09 con/with ABS
				 CS-H01 Left/Sinistra
				 CS-H02 Right/Destra
1.1	46	09.02 →	 PA-339AF	 PP-H04AF
1.1	49	09.05 →	 DI-H10 NO ABS	 DP-H01
1.3	60	09.02 →	 DI-H11 con/with ABS	 GF-H05AF NO ABS
				 GF-H06AF con/with ABS
				 TA-H08 NO ABS
				 TA-H09 con/with ABS
				 CS-H01 Left/Sinistra
				 CS-H02 Right/Destra























































	KW			
GETZ (TB)				
1.3	63	09.03 →	 PA-339AF  DI-H11 con/with ABS	 PP-H04AF  DP-H01  GF-H06AF  TA-H08  TA-H09  CS-H01  CS-H02 NO ABS con/with ABS Left\Sinistra Right\Destra
1.4	71	08.05 →	 PA-339AF  DI-H10  DI-H11 con/with ABS	 PP-H04AF  DP-H01  GF-H06AF  TA-H09 con/with ABS
1.6 CRDi	65	08.05 →	 PA-339AF  DI-H10  DI-H11 NO ABS con/with ABS	 PP-H04AF  DP-H01  GF-H06AF  GF-H12AF  TA-H08  CS-H01  CS-H02 con/with ABS Parking Brake\Freno staz. Left\Sinistra Right\Destra
1.6 CRDi GLS	81	08.05 →	 PA-339AF  DI-H11 con/with ABS	 PP-H04AF  DP-H01  GF-H06AF  GF-H12AF  TA-H09 con/with ABS Parking Brake\Freno staz. con/with ABS
1.6	78	08.05 →	 PA-339AF  DI-H10	 PP-H04AF  DP-H01  GF-H12AF  TA-H09 con/with ABS Parking Brake\Freno staz. con/with ABS
GRANDEUR				
3.3	173	04.05 →		 PP-H04AF
2.2 CRDi	110	06.06 →	 PA-H10AF	 PP-H04AF
2.2 CRDi	114	06.06 →		
H-1				
2.5 D	73	06.00 → 10.05		 CS-H17  CS-H18
2.5 CRDi	125	02.08 →	 PA-K19AF  DI-H24	 PP-K07AF  DP-H11
2.5 CRDi	103	12.02 →	 PA-K19AF	 GF-H11AF























	KW					
H-1/H-200 Furgonato/Box						
2.6 TD	59	03.00 → 09.00	 PA-H02AF  DI-H03	 GF-H02AF  TA-H03  CS-H07  CS-H08	Left\Sinistra Right\Destra	
2.4	82	03.00 →	 PA-H02AF  DI-H03	 GF-H02AF  TA-H03		
2.6 TD 2.6 TD	73 74	03.00 → 10.01 →	 PA-H02AF  PA-H06AF  DI-H03  DI-H14	→09.02 10.02→ →08.04 09.04→	 GF-H02AF  TA-H03  CS-H07  CS-H08	Left\Sinistra Right\Destra
2.6 CRDi	103	08.03 →	 PA-H06AF  DI-H03  DI-H14	→08.04 09.04→	 GF-H02AF  TA-H03  CS-H07  CS-H08	Left\Sinistra Right\Destra
2.6 CRDi	81	01.07 →	 PA-K19AF  DI-H24		 PP-K07AF  DP-H11	
H-1/H-200/SATELLITE Autobus						
2.6 TD	73	10.99 → 11.01	 PA-H02AF  DI-H03		 GF-H02AF  TA-H03  CS-597  CS-H07  CS-H08	Left\Sinistra Right\Destra
2.4 2.4 4WD	82 82	10.97 → 10.97 →	 PA-H02AF  DI-H03  DI-H14		 GF-H02AF  TA-H03  CS-H07  CS-H08	Left\Sinistra Right\Destra
2.6 D 2.6 TD 2.6 TD	57 59 74	10.97 → 10.97 → 11.01 →	 PA-H02AF  DI-H03		 GF-H02AF  TA-H03  CS-H07  CS-H08	Left\Sinistra Right\Destra
2.6 CRDi 2.6 CRDi 4WD	103 103	12.02 → 12.02 →	 PA-K19AF  DI-H03			
2.6 CRDi	81	06.06 →	 PA-K19AF  DI-H03		 PP-K07AF	
H100 Autobus (P)						
2.6 D	57	12.94 → 03.00	 PA-696AF  DI-691		 GF-H01AF  GF-H16AF  TA-H02  CS-576  CS-577	Left\Sinistra Right\Destra














































	KW			
H100 Autobus (P) <i>i</i> <i>i</i>				
2.4	84	01.97 → 03.00	 PA-595AF  DI-591	 GF-H01AF  TA-H02  CS-576  CS-577 Left\Sinistra Right\Destra
2.4 2.5 D	90 55	07.93 → 03.00 07.93 → 12.94	 PA-585AF  DI-591	 GF-H01AF  TA-H02  CS-576  CS-577 Left\Sinistra Right\Destra
2.5 TD	59	07.93 → 03.00	 PA-585AF  DI-591	 GF-H01AF  GF-H15AF  TA-H02  CS-576  CS-577 Left\Sinistra Right\Destra
H100 Furgonato/Box <i>i</i> <i>i</i>				
2.5 D	57	12.94 → 03.00	 PA-595AF  DI-591	 GF-H01AF  GF-H15AF  TA-H02  CS-H15  CS-H16
2.5 D	55	07.93 → 12.94	 PA-585AF  DI-591	 GF-H01AF  TA-H02  CS-H15  CS-H16
H100 TRUCK <i>i</i> <i>i</i>				
2.5 D	57	07.93 → 12.97	 PA-595AF	 GF-K04AF
2.5 D	59	05.96 → 12.97	 PA-595AF  DI-591	 GF-H01AF
HIGHWAY VAN <i>i</i> <i>i</i>				
2.0 16V 2.7 V6 24V	100 125	03.00 → 03.00 →	 PA-H05AF  DI-H05	 PP-H04AF
i10 <i>i</i> <i>i</i>				
1.1 1.1 1.2	49 48 57	01.08 → 12.07 → 11.08 →	 PA-K10AF  DI-K10	 PP-K04AF  DP-K02
1.1 CRDi	55	01.08 →	 PA-K10AF  DI-K20	 PP-K04AF  DP-K02
i20 <i>i</i> <i>i</i>				
1.2	57	04.09 →	 PA-H12AF  PA-K12AF  DI-K18 NO ABS Imp. MANDO	 PP-K09AF  DP-H01





























































	KW					
i20						
1.4	74	04.09 →	 PA-K12AF	Imp. MANDO	 PP-K09AF	
1.4 CRDi	55	04.09 →	 DI-K18		 DP-H01	
1.6 CRDi	85	04.09 →				
1.2	57	09.08 →	 PA-H12AF	NO ABS	 PP-K09AF	
			 PA-K12AF	Imp. MANDO	 DP-H01	
			 DI-K18			
1.4	74	09.08 →	 PA-K12AF	Imp. MANDO	 PP-K09AF	
1.6 CRDi	85	09.08 →	 DI-K18		 DP-H01	
1.6	93	09.08 →	 DI-K18		 PP-K09AF	
					 DP-H01	
i30						
1.4	77	10.07 →	 PA-H06AF		 PP-H03AF	
1.4	80	10.07 →	 DI-H12	Rim Size/Diam Cerchio:15	 DP-K14	
1.6	90	10.07 →	 DI-H15	Rim Size/Diam Cerchio:16	 GF-K21AF	Parking Brake/Freno staz.
1.6 CRDi	85	10.07 →				
1.6 CRDi	66	10.07 →				
2.0	105	10.07 →	 PA-K09AF		 PP-K09AF	
2.0 CRDi	103	10.07 →	 DI-H15		 DP-K14	
					 GF-K21AF	Parking Brake/Freno staz.
i30 CW Station wagon						
1.6	93	02.08 →	 PA-H06AF		 PP-H03AF	
1.6 CRDi	66	02.08 →	 DI-H12	Rim Size/Diam Cerchio:15	 DP-K14	
			 DI-H15	Rim Size/Diam Cerchio:16	 GF-K21AF	Parking Brake/Freno staz.
1.6	90	02.08 →	 PA-K09AF		 PP-K09AF	
1.6	85	02.08 →	 DI-H15	Rim Size/Diam Cerchio:16	 DP-K14	
					 GF-K21AF	Parking Brake/Freno staz.
i40						
1.6 GDi	99	06.11 →	 PA-K20AF		 PP-H01AF	
1.7 CRDi	100	06.11 →	 DI-H17	Rim Size/Diam Cerchio:17	 DP-H09	Rim Size/Diam Cerchio:16
1.7 CRDi	85	06.11 →	 DI-H23	Rim Size/Diam Cerchio:16	 DP-H10	Rim Size/Diam Cerchio:17
2.0 GDi	130	06.11 →				
ix20						
1.4	66	11.10 →	 PA-H17AF		 PP-K09AF	
1.4 CRDi	57	11.10 →	 DI-H12		 DP-K17	
1.6	92	11.10 →				
ix35						
2.0	120	03.10 →	 PA-K20AF		 PP-K09AF	
2.0 CRDi	100	03.10 →	 DI-H23		 DP-H03	All-wheel Drive/4 ruote motrici
2.0 CRDi	135	03.10 →			 DP-K14	Front Wheel Drive/Trazione anteriore
1.7 CRDi	85	03.10 →	 PA-K20AF		 PP-K09AF	
			 DI-H23		 DP-K14	































































	KW					
ix55 i						
3.0 V6 CRDi	176	09.08 →	 PA-K20AF  DI-H19	 PP-K07AF  DP-H01		
LANTRA I (J-1) i						
1.5 i.e.	63	10.90 → 11.95	 PA-339AF  DI-056  DI-586	 PP-595AF  DP-596  GF-516AF  TA-H04  CS-589  CS-590		
1.6 i.e. 16V	84	10.90 → 11.95	 PA-339AF  PA-590AF  DI-586	 PP-595AF  DP-596  GF-516AF  TA-H04  CS-589  CS-590		
1.6 i.e. 16V	78	10.90 → 11.95			→09.93	Left\Sinistra Right\Destra
1.8 i.e. 16V	93	10.90 → 11.95	 PA-590AF  DI-586	 PP-595AF  DP-596  GF-516AF  TA-H04  CS-589  CS-590		
LANTRA II (J-2) i						
1.6 16V	84	11.95 → 09.00	 PA-590AF  DI-586  DI-H18	 PP-595AF  DP-596  GF-516AF  TA-H04  CS-589  CS-590		
1.6 i	66	11.95 → 09.00			→05.98	Left\Sinistra Right\Destra
2.0 16V	102	08.96 → 09.00			06.98→	
1.8 16V	94	11.95 → 09.00	 PA-590AF  DI-586	 PP-595AF  DP-596  GF-516AF  TA-H04  CS-589  CS-590		
1.5 12V	65	12.96 → 09.00	 PA-590AF  PA-595AF  DI-056  DI-586	 PP-595AF  DP-596  GF-516AF  TA-H04  CS-589  CS-590		





























































	KW				
LANTRA II (J-2) i					
1.9 D	50	03.98 → 09.00	 PA-590AF	 PP-595AF  DP-596  GF-516AF  TA-H04  CS-589  CS-590	Left\Sinistra Right\Destra
LANTRA II Wagon (J2) i					
1.6 16V	84	02.96 →	 PA-590AF	 PP-595AF  DP-596  GF-516AF  TA-H04  CS-589  CS-590	Left\Sinistra Right\Destra
1.6 i	66	02.96 →	 DI-586 →05.98		
2.0 16V	102	12.96 →	 DI-H18 06.98→		
1.5 12V	65	04.97 →	 PA-590AF	 PP-595AF  DP-596  GF-516AF  TA-H04  CS-589  CS-590	Left\Sinistra Right\Destra
1.8 16V	94	02.96 →	 DI-586		
1.9 D	50	03.98 →	 PA-590AF	 PP-595AF  GF-516AF  TA-H04  CS-589  CS-590	
MATRIX (FC) i					
1.5 CRDi	60	10.01 →	 PA-590AF →03.02	 PP-H04AF  DP-K03  GF-592AF  TA-H11  CS-H13  CS-H14	Left\Sinistra Right\Destra
1.6	76	06.01 →	 PA-H13AF 04.02→		
1.8	90	06.01 →	 DI-H08		
1.5 CRDi	75	12.04 →	 PA-H13AF	 PP-H04AF 06.06→ con/with ABS  DP-K03  GF-592AF  TA-H11  CS-H13  CS-H14	Left\Sinistra Right\Destra
			 DI-H08		
PONY i					
1.5	53	10.85 → 09.89	 PA-310AF	 GF-512AF  CS-532	


























	KW			
PONY i				
1.3	50	10.85 → 09.89	 PA-310AF DI-057 DI-508	 GF-512AF CS-532
1.2 1.4	40 50	06.74 → 08.77 →	 PA-310AF DI-508	01.79→ 01.79→  GF-512AF CS-502 CS-503 01.79→ Right\Destra 01.79→ Left\Sinistra
PONY (X-2) i				
1.3 1.3	49 43	10.89 → 01.95 10.89 → 01.95	 PA-339AF DI-057	 GF-H13AF CS-574 CS-575
1.5 1.5 i 1.5 i	53 61 62	10.89 → 01.95 10.89 → 01.95 10.89 → 01.95	 PA-310AF PA-339AF DI-057	→12.90 01.91→ →12.90 01.91→ Left\Sinistra 01.91→ Right\Destra  GF-512AF GF-H13AF CS-532 CS-572 CS-573
PONY Tre volumi/Saloon i				
1.3	50	10.85 → 09.89	 PA-310AF DI-057 DI-508	 GF-512AF CS-532
1.5	53	10.85 → 09.89	 PA-310AF DI-508	 GF-512AF CS-532
PONY Wagon i				
1.2 1.4	40 50	02.78 → 02.78 →	 PA-310AF DI-508	 GF-512AF CS-502 CS-503 Right\Destra Left\Sinistra
PONY/EXCEL Tre volumi/Saloon (X-2) i				
1.5 1.5 i 1.5 i	53 61 62	01.90 → 01.95 01.90 → 01.95 01.90 → 01.95	 PA-339AF DI-057	 GF-H13AF CS-572 CS-573 Left\Sinistra Right\Destra
1.3	49	01.90 → 01.95	 PA-339AF DI-057	 GF-H13AF CS-574 CS-575























	KW			
S COUPE (SLC) <i>i</i> <i>i</i>				
1.5 i	62	02.90 → 05.96	 PA-337AF 02.92→ →07.92  PA-339AF  DI-586	 GF-596AF →01.91  GF-H13AF 02.92→ →07.92  CS-599
1.5 i	65	04.92 → 05.96	 PA-339AF  DI-057  DI-586	 GF-596AF  GF-H13AF  CS-599
1.5 i Turbo	85	04.91 → 05.96	 PA-339AF  DI-057	 GF-H13AF  CS-599
SANTA FÉ <i>i</i> <i>i</i>				
2.2 CRDi	102	03.06 →	 PA-H14AF  DI-H19	 PP-H08AF  DP-H06
2.2 CRDi	114	03.06 →		
2.2 CRDi 4x4	102	03.06 →		
2.2 CRDi GLS	110	03.06 →		
2.2 CRDi GLS 4x4	110	03.06 →		
2.7 V6 GLS	139	03.06 →		
2.7 V6 GLS 4x4	139	03.06 →		
2.7	125	03.06 →	 PA-H14AF  DI-H19	 PP-H08AF  DP-H06  GF-H07AF
2.7 4x4	125	03.06 →		
SANTA FE' (SM) <i>i</i> <i>i</i>				
2.0	99	08.01 →	 PA-H05AF  DI-H09  DI-H21	 PP-H04AF  DP-H03  GF-H08AF NO ABS
2.0 CRDi	83	08.01 →		
2.0 CRDi 4x4	83	04.01 →		
2.0 CRDi 4x4	92	08.03 →		
2.4 16V	100	02.01 →		
2.4 16V	107	02.01 →		
2.4 16V 4x4	100	02.01 →		
2.4 16V 4x4	107	02.01 →		
2.7 V6 4x4	127	02.01 →		
2.2 CRDi	110	10.05 →	 PA-H14AF  DI-H19	 PP-H08AF  DP-H06
2.2 CRDi 4x4	110	10.05 →		
2.7	139	10.05 →		
2.7 4x4	139	10.05 →		
SANTAMO <i>i</i> <i>i</i>				
2.0 16V	102	05.99 →	 PA-530AF  DI-530	 PP-H02AF  DP-H02  GF-H01AF  GF-H03AF
2.0 16V 4x4	102	05.99 →		


















































	KW			
SONATA I (Y-2)				
2.0 i	80	01.91 → 10.93	 PA-590AF	 PP-399AF
2.0 i 16V	96	01.91 → 10.93	 DI-060	 DP-509
				 GF-585AF Imp. BENDIX
				 CS-589 Left\Sinistra
				 CS-590 Right\Destra
3.0 i V6	107	01.91 → 10.93	 PA-590AF	 PP-399AF
			 DI-060	 DP-509
				 CS-571
1.8 i	70	09.88 → 10.93	 PA-144AF →12.89	 PP-399AF
			 PA-590AF	 DP-509
			 DI-060	 GF-585AF Imp. BENDIX
				 CS-589 Left\Sinistra
				 CS-590 Right\Destra
2.4 i	83	09.88 → 08.91	 PA-144AF →05.89	 PP-399AF
			 PA-590AF	 DP-509
			 DI-060	 GF-134AF
				 GF-585AF Imp. BENDIX
				 CS-589 Left\Sinistra
				 CS-590 Right\Destra
2.0 i	74	09.88 → 08.91	 PA-144AF	 PP-399AF
			 DI-060	 DP-509
				 GF-585AF Imp. BENDIX
				 CS-589 Left\Sinistra
				 CS-590 Right\Destra
SONATA II (Y-3)				
2.0 i	77	06.94 → 08.96	 PA-590AF	 PP-399AF
			 DI-060	 DP-509
				 GF-585AF Imp. BENDIX
				 CS-589 Left\Sinistra
				 CS-590 Right\Destra
2.0 i 16V	102	05.93 → 06.98	 PA-590AF	 PP-399AF
			 DI-060	 DP-509
				 CS-589 Left\Sinistra
				 CS-590 Right\Destra
3.0 i V6	107	05.93 → 06.98	 PA-144AF 11.96→	 PP-399AF
			 PA-590AF	 DP-509 →10.96
			 DI-060	 DP-596 11.96→
				 GF-585AF Imp. BENDIX











































	KW			
SONATA II (Y-3) i				
2.0 i	70	08.96 → 06.98	 PA-144AF	 PP-399AF
2.0 i 16V	92	06.96 → 06.98	 DI-060	 DP-596
				 GF-585AF
				 CS-589
				 CS-590
				Imp. BENDIX Left\Sinistra Right\Destra
1.8 i	72	05.93 → 06.98	 PA-590AF	 PP-598AF
			 DI-060	 GF-585AF
				 CS-589
				 CS-590
				Imp. BENDIX Left\Sinistra Right\Destra
SONATA III (EF) i				
2.5 V6 24V	118	06.98 → 10.01	 PA-590AF	 PP-H04AF
			 DI-060	 DP-K03
			 DI-K14	 TA-H14
2.0 16V	100	06.98 → 10.01	 PA-590AF	 PP-H04AF
			 DI-060	 GF-K08AF
			 DI-H18	 TA-H14
			 DI-K14	 CS-598
				 CS-599
				Right\Destra
2.4 16V	105	03.98 → 10.01	 PA-590AF	 PP-H04AF
			 DI-060	 TA-H14
SONATA IV/ SONICA i				
2.0	96	10.01 → 11.04	 PA-590AF	 PP-399AF
2.7 V6	127	10.01 → 11.04	 DI-K15	 DP-K03
2.7 V6	129	11.02 → 11.04		 GF-K08AF
				 TA-H14
				 CS-589
				 CS-590
				Left\Sinistra Right\Destra
SONATA V i				
2.4	119	01.05 →	 PA-590AF	 PP-H04AF
3.3	171	01.05 →	 DI-H12	 DP-K10
3.3	173	06.05 →		
2.0 CRDi	100	02.06 →	 PA-H10AF	 PP-H04AF
2.0 CRDi	103	02.06 →	 DI-H23	 DP-H07
2.0 CRDi	110	03.09 →		
2.2 CRDi GLS	110	02.06 →	 PA-H10AF	 PP-H04AF
			 DI-H12	 DP-H07
			 DI-H23	 DP-K10
SONICA i				
2.0 CRDi	103	05.06 →	 PA-H10AF	 PP-H04AF
2.4	119	05.06 →	 DI-H23	 DP-K10
NQR 70	107	09.98 →		




















































	KW			
STAREX (H1)				
2.4	82	06.97 →	 PA-H02AF	 GF-H02AF
2.4 4WD	82	02.98 →	 DI-583  DI-H03	 TA-H03
2.5 TD	59	06.97 →	 PA-H02AF	 GF-H02AF
2.5 TD 4WD	59	02.98 →	 DI-H03	 TA-H03
STELLAR				
1.6	56	10.83 → 12.91	 PA-339AF  PA-378AF  DI-062	 GF-303AF  CS-573
1.4	50	10.83 → 08.86	 PA-377AF →02.85  PA-378AF 03.85→  DI-062	 GF-303AF  CS-573
2.0 (4G63B)	61	01.86 → 12.89	 PA-339AF  DI-062	 GF-303AF  CS-573
TERRACAN (HP)				
2.5 TD	74	12.01 →	 PA-H06AF	 PP-H03AF
2.9 CRDi	110	12.01 →	 DI-H13	 DP-H05
3.5 i V6 4WD	147	12.01 →		 GF-H10AF
3.5 i V6 4WD	143	12.01 →		Parking Brake/Freno staz.
2.9 CRDi	120	11.03 →	 PA-S01AF  DI-H22	 PP-H03AF  DP-H05  GF-H10AF
				Parking Brake/Freno staz.
TRAJET (FO)				
2.0	100	03.00 →	 PA-H05AF	 PP-H04AF
2.0 CRDi	83	04.01 →	 DI-H09	 DP-H03
2.7 V6	127	09.00 →		 GF-585AF
				NO ABS
				Imp. BENDIX
				con/with ABS
				 GF-H07AF
				 TA-H05
				 CS-H21
				Left/Sinistra
				 CS-H22
				Right/Destra
2.0	103	01.04 →	 PA-H05AF  DI-H09	 PP-H04AF  DP-H03  GF-H07AF  TA-H05  CS-H21  CS-H22
				Left/Sinistra
				Right/Destra
2.0	104	11.03 →	 PA-H05AF  DI-H09	 PP-H04AF  DP-H03  GF-H07AF  TA-H05


























































	KW					
TUCSON (JM)						
2.0	104	08.04 →	 PA-H10AF  DI-H12  DI-H23	 PP-H04AF  PP-K09AF  DP-H03  DP-K10		
2.0 4 ruote motrici	104	08.04 →			→03.10	→03.10 04.10→ →03.10
2.0 CRDi	103	01.06 →				Rim SizeDiam Cerchio:15
2.0 CRDi	100	01.06 →				→03.10
2.0 CRDi 4 ruote motrici	103	01.06 →				Rim SizeDiam Cerchio:14
2.0 CRDi 4 ruote motrici	100	01.06 →				
2.7 4 ruote motrici	129	08.04 →				
2.0 CRDi	83	08.04 →	 PA-H10AF  DI-H12	 PP-H04AF  PP-K09AF  DP-H03  DP-K10		
2.0 CRDi 4 ruote motrici	83	08.04 →				→03.10 04.10→ →03.10 Rim SizeDiam Cerchio:15 →03.10 Rim SizeDiam Cerchio:14
2.0 CRDi	88	01.07 →		 PP-K09AF		
2.0 CRDi 4 ruote motrici	88	01.07 →			04.10→	
VELOSTER						
1.6 GDi	103	01.11 →	 PA-H18AF  DI-H25	 PP-H09AF  DP-H12		
XG						
25	120	12.98 →	 PA-H05AF	 PP-H04AF  DP-K10		
30/300	138	12.98 →				
350	145	04.03 →				










	KW				
FX i					
35	206	01.03 →	 PA-118AF  DI-152	Imp. TOKICO  PP-154AF  DP-106  GF-114AF	Parking Brake\Freno staz.
37 45	235 232	10.08 → 01.03 →	 PA-118AF	Imp. TOKICO  PP-154AF  DP-106  GF-114AF	Parking Brake\Freno staz.
I30 i					
3.0	142	01.97 →	 PA-120AF  PA-819AF  DI-158	Imp. HITACHI  PP-127AF  DP-101	Imp. BENDIX
QX4 i					
3.3	125	01.97 →	 PA-154AF  DI-145	 GF-196AF  CS-190	

































































	KW					
CAMPO (KB)						
2.2 (TFS)	66	01.89 → 12.90	 PA-904AF	Imp. AKEBONO	 GF-904AF	
2.2 D (TFR52 / TFS62)	39	08.88 →	 DI-909		 CS-901	
2.3 (TFR16)	68	08.88 →				
2.3 4WD (TFS16)	68	08.88 →				
2.5 D (TFR54)		08.88 →				
2.5 D (TFS54)		01.93 → 12.99				
Pick-Up						
2.5 D (KBD27)	55	01.83 → 12.90				
2.5 D 4WD (KBD47)	55	01.83 → 12.90				
2.0 (KB23)	52	01.83 → 03.88	 PA-901AF		 GF-904AF	
2.0 (KB28)	58	06.85 → 12.88	 DI-900		 CS-901	
2.0 4WD (KB43, KB48)	52	01.83 → 03.88				
2.0 4WD (KB48)	58	06.85 → 12.88				
2.2 D (KBD27)	39	04.86 → 12.90	 PA-900AF		 GF-904AF	
			 PA-901AF		 CS-901	
			 DI-900			
			 DI-903			
2.2 D (KBD27)	45	01.83 → 12.91	 PA-900AF		 GF-904AF	
2.2 D 4WD (KBD42, KBD47)	39	01.83 → 12.90	 PA-901AF		 CS-901	
			 DI-900			
			 DI-997			
2.0 (KB21, KB27)	48	04.77 → 12.82	 PA-900AF			
2.0 4WD (KB41, KB46)	48	04.77 → 12.82	 DI-900			
2.0 D (KBD23, KBD28)	36	08.78 → 12.82				
2.0 D 4WD (KBD42, KBD46)	36	04.77 → 12.82				
D-MAX						
2.4 4x4	94	05.02 →	 PA-908AF			
3.6 V6 24V 4x4	147	05.02 →	 DI-921			
2.6 D 4x4	74	05.02 →	 PA-908AF		 GF-900AF	
3.0 DiTD 4x4	96	05.02 →	 DI-920	Front Wheel Drive/Trazione anteriore	 TA-903	
			 DI-921		 CS-906	
2.6 DiTD 4x4	100	01.07 →	 PA-908AF		 GF-900AF	
3.0 D 4x4	120	01.07 →	 PA-914AF		 TA-903	
			 DI-921			
2.5 D	74	10.02 →	 PA-908AF		 GF-912AF	4WD
3.0 DiTD	96	10.02 →	 DI-920	Front Wheel Drive/Trazione anteriore	 TA-900	2WD
			 DI-921		 CS-906	
2.5 DiTD	100	10.06 →	 PA-908AF		 GF-912AF	4WD
			 DI-921		 TA-900	2WD















































	KW			
GEMINI i				
1.6	73	01.90 → 12.93	 PA-901AF	
1.6	97	01.90 → 12.93	 DI-999	
1.6	132	01.90 → 12.93		
1.7 TD	65	01.90 → 12.93		
1.8	105	01.90 → 12.93		
GEMINI (JT) i				
1.6 D	37	02.88 → 12.90	 PA-901AF	 CS-998
			 DI-909	
1.6 TD	49	02.88 → 12.90	 PA-901AF	
			 DI-909	
1.6 GTI 16V	84	08.88 → 12.90	 PA-901AF	
			 DI-999	
1.6	52	02.88 → 12.90	 PA-901AF	 CS-998
			 DI-999	
GEMINI Tre volumi/Saloon i				
1.6	73	01.90 → 12.93	 PA-901AF	
1.6	132	01.90 → 12.93	 DI-999	
1.6	97	01.90 → 12.93		
1.7 TD	65	01.90 → 12.93		
1.8	105	01.90 → 12.93		
GEMINI Tre volumi/Saloon (JT) i				
1.6 D	37	02.88 → 12.90	 PA-901AF	
1.6 TD	49	02.88 → 12.90	 DI-909	
1.6	52	02.88 → 12.90	 PA-901AF	
			 DI-999	
IMPULSE i				
1.6	120	01.90 → 12.93	 DI-999	
1.6	71	01.90 → 12.93		
MIDI Autobus (94000, 98000) i				
2.0 (98000)	61	01.89 →	 PA-902AF	→08.92
2.2 D (98000)	45	01.89 →	 DI-903	
			 DI-906	
				 GF-901AF →08.92
				 TA-902
				 CD-997
				 CS-997
2.0 4WD (94000)	61	01.89 →	 PA-902AF	→08.92
2.2 D 4WD (94000)	45	01.89 →	 DI-903	
				 GF-901AF
				 TA-902
				 CD-997
				 CS-997
2.0 TD (98000)	51	01.89 →	 PA-902AF	→08.92
			 DI-903	
			 DI-906	
				 GF-901AF →08.92
				 TA-902
				 CS-901





























































	KW			
MIDI Autobus (94000, 98000) <i>i</i> <i>i</i>				
2.4 D (98000)	56	01.94 →	 PA-902AF	 GF-901AF  TA-902  CD-997  CS-997
MIDI Furgonato/Box (98000N) <i>i</i> <i>i</i>				
2.0	61	06.88 →	 PA-902AF →08.92	 GF-901AF
2.2 D	45	01.89 →	 DI-903	 TA-902
2.2 D 4WD	45	09.88 →	 DI-906	 CD-997  CS-997
2.0 4WD	61	09.88 →	 PA-902AF →08.92  DI-903	 GF-901AF  TA-902  CD-997  CS-997
2.4 TD	56	02.94 →	 PA-902AF	 GF-901AF  TA-902  CD-997  CS-997
MIDI Van (94000, 98000) <i>i</i> <i>i</i>				
1.8	56	01.83 → 12.90	 PA-902AF →08.92	 GF-901AF
2.0 (98000)	61	01.89 →	 DI-903	 TA-902
2.0 4WD (94000)	61	01.89 →		 CD-997
2.0 D 4WD 4FC1		06.88 →		 CS-997
2.2 D (98000)	45	01.89 →		
2.2 D 4WD (94000)	45	01.89 →		
2.4 TD (98000)	56	01.94 →		
2.0 TD (98000)	51	01.89 →	 PA-902AF →08.92  DI-903	 GF-901AF  TA-902  CS-901
PIAZZA <i>i</i> <i>i</i>				
2.0 Turbo	104	06.85 → 12.90	 PA-998AF  DI-999	 PP-301AF →02.89  PP-996AF
TROOPER <i>i</i> <i>i</i>				
3.0 DTI	118	04.00 →	 PA-999AF Imp. SUMITOMO	 PP-999AF
3.6 V6 24V	158	04.00 →	 DI-997	 DP-997
TROOPER (UB) <i>i</i> <i>i</i>				
3.1 TD	84	08.91 → 07.98	 PA-999AF Imp. SUMITOMO	 PP-999AF
3.2	130	08.91 → 07.98	 DI-997	 DP-997  GF-903AF Parking Brake\Freno staz.





































	KW					
TROOPER (UBS) i						
2.8 TD (UBS66)	71	10.87 → 12.91	 PA-904AF  DI-909	Imp. AKEBONO	 PP-900AF  DP-900  GF-904AF  TA-902  CS-901	
2.8 TD (UBS66)	78	10.88 → 12.91				
2.2 D 4x4	39	05.84 → 12.89	 PA-901AF  DI-903  DI-909		 GF-904AF  TA-902  CS-901	
TROOPER Fuoristrada aperto\Open Off-Road i						
3.0 DTI	118	04.00 →	 PA-999AF  DI-997	Imp. SUMITOMO NO ABS	 PP-999AF  DP-997  GF-903AF	NO ABS Parking Brake\Freno staz.
3.6 V6 24V	158	04.00 →				
TROOPER Fuoristrada aperto\Open Off-Road (UB) i						
3.1 TD	84	08.91 → 07.98	 PA-999AF  DI-997	Imp. SUMITOMO	 PP-999AF  DP-997  GF-903AF	Parking Brake\Freno staz.
3.2	130	08.91 → 07.98				
TROOPER Fuoristrada aperto\Open Off-Road (UBS) i						
2.3 (UBS16)	66	11.85 → 12.91	 PA-904AF  DI-909	Imp. AKEBONO	 PP-900AF  DP-900  GF-904AF  TA-902  CS-901	
2.6 i (UBS17)	85	10.87 → 12.91				
2.2 TD (UBS62)	53	03.84 → 12.91	 PA-901AF  DI-903  DI-909		 PP-900AF  DP-900  GF-904AF  TA-902  CS-901	
2.2 (UBS13)	58	01.83 → 12.85	 PA-900AF		 GF-904AF  CS-901	
2.2 D (UBS62)	45	01.83 → 12.83	 PA-900AF  DI-900  DI-909		 GF-904AF  CS-901	
2.2 D 4x4	39	05.84 → 07.89	 PA-904AF  DI-903	Imp. AKEBONO	 PP-900AF  DP-900  GF-904AF  TA-902  CS-901	

	KW			
N-Serie				
2.0 CRDi	103	05.06 →	 PA-916AF	
2.4	119	05.06 →		
NQR 70	107	09.98 →		
NKR69S, NPR69M, NPR69L	61	01.98 → 12.01	 PA-909AF	
NQR76L, NQR76P, NQR76T	140	10.06 →	 PA-916AF	
NKR86EA, NPR86G, NPR86L	110	10.06 →	 PA-916AF	
NPR85L	110	10.06 →	 DI-912	
NPR86L, NPR86P	110	10.06 →		












































	KW			
CHEROKEE (KJ)				
2.4	108	09.01 →	 PA-994AF	 PP-904AF
2.8 CRD	110	11.02 →	 DI-991	 DP-905
2.8 CRD	120	11.04 →		 GF-906AF
3.7 V6	150	08.03 →		
3.7 V6	155	09.01 →		
2.5 CRD	105	09.01 →	 PA-994AF	 PP-904AF
			 DI-991	 DP-905
				 GF-099AF
				 GF-906AF
				 CS-005
CHEROKEE (XJ)				
2.5 i 4x4	90	12.91 →	 PA-057AF	 GF-056AF
			 PA-059AF	 TA-098
			 DI-059	 CS-996
			 DI-097	
			con/with ABS	
4.0 i	136	01.88 →	 PA-057AF	 PP-998AF
4.0 i	127	07.98 →	 DI-097	 GF-056AF
4.0 i	135	12.91 →		 TA-098
2.1 TD	64	10.84 →	 PA-057AF	 GF-022AF
			 PA-059AF	 GF-056AF
			 DI-059	 TA-098
			 DI-097	 TA-099
			con/with ABS	 CS-098
				 CS-099
				01.87→ →12.87 →12.87 01.87→ Right\Destra Left\Sinistra
2.5 TD	85	01.88 →	 PA-059AF	 GF-056AF
			 DI-097	 TA-098
			con/with ABS	
4.0 i	131	01.95 →	 PA-057AF	 PP-992AF
			 DI-097	 GF-056AF
			con/with ABS	 TA-098
2.1 D 4x4	59	10.86 → 09.92	 PA-057AF	 GF-056AF
2.5	89	10.90 → 09.96	 DI-097	 TA-098
2.5	89	10.95 →		
2.5 Tdi 4x4	85	10.96 → 09.01		
2.5 i	87	11.96 →	 PA-057AF	 GF-056AF
			 PA-059AF	 TA-098
			 DI-059	 CS-996
			 DI-097	
			con/with ABS	
4.0 i	135	02.99 →	 PA-057AF	 PP-992AF
			 DI-097	 PP-998AF
			con/with ABS	 GF-056AF
				 TA-098














































	KW					
CHEROKEE (XJ) i						
2.1 TD	59	06.89 → 03.92	 PA-057AF  PA-059AF  DI-059  DI-097	01.91→ →12.91 →12.91 01.91→ con/with ABS	 GF-022AF  TA-099  CS-098  CS-099	Right/Destra Left/Sinistra
2.5 SE	87	10.96 → 09.99	 PA-057AF  DI-093		 GF-056AF  TA-098	
CJ5 - CJ8 i						
2.0	63	01.83 → 12.87	 PA-059AF		 GF-022AF	
2.1 D	44	01.83 → 12.87				
2.4 D	44	01.83 → 12.87				
2.5	65	01.80 → 12.83				
2.5	78	01.84 → 12.87				
3.7	110	01.66 → 12.71				
3.8	74	01.72 → 12.78				
4.2	76	01.72 → 12.87				
5.0	89	01.73 → 12.81				
CJ7/CJ6 RENEGADE LAREDO i						
2.4 D 4WD C240		01.79 →	 PA-054AF  PA-055AF  PA-059AF	→12.80 01.80→ →12.83	 GF-022AF  CS-999	
COMMANDER i						
3.0 CRD	160	04.06 →	 PA-018AF		 PP-001AF	
3.7 V6	157	09.05 →	 DI-061		 DP-001	
4.7 V8	170	09.05 →			 GF-908AF	Parking Brake/Freno staz.
5.7 V8	240	09.05 →				
COMPASS i						
2.0 CRD 4x4	103	09.06 →	 PA-004AF		 PP-508AF	
2.4 4x4	125	09.06 →	 DI-003		 DP-002  GF-909AF	Parking Brake/Freno staz.
2.2 D	120	04.11 →	 PA-912AF  DI-003		 PP-505AF  DP-904	
GRAND CHEROKEE I (Z) i						
4.0 i (Z)	130	10.95 → 04.99	 PA-057AF		 PP-019AF	
4.0 i (ZJ)	135	09.91 → 04.99	 DI-097	con/with ABS	 PP-998AF	
4.0 i (ZJ)	132	09.91 → 04.99			 DP-995	
5.2 (Z)	156	10.95 → 04.99				
5.2 i (ZJ)	155	01.92 → 04.99				
5.2 i (ZJ)	158	09.92 → 04.99				
2.5 TD (Z)	85	10.95 → 04.99	 PA-057AF		 PP-019AF	
5.9 i	177	08.97 → 04.99	 DI-097	con/with ABS	 DP-995	




















































	KW					
GRAND CHEROKEE II (WJ, WG)						
4.0 4x4	140	04.99 →	 PA-090AF  PA-097AF  DI-094	10.02→ →09.02	 PP-992AF  PP-998AF  DP-992  GF-907AF	Parking Brake\Freno staz.
2.7 CRD 4x4	120	10.01 →	 PA-090AF  PA-097AF  DI-094		 PP-992AF  DP-992  GF-907AF	Parking Brake\Freno staz.
4.7 V8	162	04.99 → 08.00				
4.7 V8	164	08.00 →				
4.7 V8	190	10.01 →				
3.1 TD	103	04.99 →	 PA-097AF  DI-094		 PP-992AF  DP-992  GF-907AF	Parking Brake\Freno staz.
4.7 V8 4x4	167	06.03 →	 PA-090AF  DI-094		 PP-992AF  DP-992  GF-907AF	Parking Brake\Freno staz.
GRAND CHEROKEE III						
4.7 V8	170	06.05 →	 PA-090AF  DI-061		 PP-992AF  DP-001  GF-908AF	Parking Brake\Freno staz.
5.7 V8	240	06.05 →	 PA-018AF  DI-061		 PP-001AF  GF-908AF	Parking Brake\Freno staz.
3.0 CRD	160	06.05 →	 PA-018AF  DI-061		 PP-001AF  DP-001  GF-908AF	Parking Brake\Freno staz.
GRAND CHEROKEE IV (WL)						
3.0 CRD V6	177	01.11 →	 PA-916AF		 PP-906AF  DP-907	Rim Size\Diam Cerchio:18
3.0 CRD V6	140	01.11 →				
3.6 V6	210	11.10 →				
5.7 V8	259	11.10 →				
PATRIOT						
2.0 CRD	103	01.08 →	 PA-912AF  DI-003		 PP-608AF  DP-002  DP-904  GF-909AF	NO ABS con/with ABS Parking Brake\Freno staz.
2.4	125	01.08 →				
WRANGLER I						
2.5	76	01.88 → 12.91	 PA-067AF  DI-097	con/with ABS	 GF-022AF  CS-996	
2.5	89	12.91 → 08.96	 PA-067AF  DI-097	01.93→	 GF-022AF  CS-996	01.93→
4.0	131	12.91 → 08.96		01.93→ con/with ABS		01.93→
4.2	84	08.86 → 08.89	 PA-067AF		 GF-022AF	

















































	KW			
WRANGLER II (TJ) i				
2.5	87	08.96 →	 PA-057AF	 GF-022AF
4.0	124	06.98 →	 DI-097	 GF-906AF
4.0	130	08.96 →		 TA-098
				 CS-996
2.4	105	11.02 →	 PA-057AF	 GF-056AF
			 DI-059	 GF-906AF
			 DI-097	 TA-098
				 CS-001
4.0 Rubicon	128	08.03 →	 PA-057AF	 GF-056AF
			 DI-059	 GF-906AF
				 TA-098
				 CS-001
3.8	153	02.06 →	 PA-057AF	 PP-901AF
			 DI-097	 PP-904AF
			 DI-110	 DP-902
				 GF-056AF
				 GF-910AF
WRANGLER III (JK) i				
2.8 CRD	130	04.07 →	 PA-910AF	 PP-901AF
			 DI-913	 DP-902
				 GF-910AF















































	KW			
BESTA Furgonato/Box i				
2.2 D	48	02.96 →	PA-325AF PA-398AF DI-326	GF-325AF TA-K03
CARENS I (FC) i				
1.8	81	11.00 → 07.02	PA-K17AF DI-396	PP-K00AF DP-K00 GF-K00AF TA-K00 CS-K00
CARENS II i				
1.6	77	07.02 →	PA-K09AF DI-K06	PP-K00AF DP-K08 GF-K00AF TA-K04 CS-K09
1.8	93	07.02 →		
2.0 CRDi	83	07.02 →		
2.0 CVVT	102	08.04 →	PA-K09AF DI-K06	PP-K00AF DP-K08 GF-K00AF TA-K04
CARENS III i				
2.0 CRDi	103	09.06 →	PA-K20AF DI-H12	PP-K10AF DP-K13
2.0 CVVT	106	09.06 →		
CARNIVAL (UP) i				
2.5 V6	121	08.99 → 10.01	PA-057AF PA-K05AF DI-K02 DI-K03	GF-097AF TA-K01 CS-K01
2.9 TD	93	08.99 → 10.01		
CARNIVAL II i				
2.5 V6	110	10.01 →	PA-K05AF PA-K13AF DI-K03 DI-K11	GF-K01AF GF-K14AF TA-K06 CS-K10 CS-K12
2.9 CRDi	106	10.01 →		
			→12.03	01.03→
			01.04→	
			→11.03	Left/Sinistra
			12.03→	Right/Destra
3.5	143	07.02 →	PA-K05AF DI-K03 DI-K11	GF-K14AF TA-K01
2.7 V6	139	06.06 →	PA-K19AF DI-K21	PP-K07AF DP-K11 GF-K19AF
2.9 CRDi	136	06.06 →		
				Parking Brake/Freno staz.























































	KW			
CEE'D i				
1.4	80	12.06 →	 PA-K09AF	 PP-K09AF
1.6	90	12.06 →	 DI-H12	 DP-K14
1.6 CRDi 116	85	12.06 →		 GF-K21AF
1.6 CRDi 90	66	12.06 →		
2.0	105	12.06 →		
2.0 CRDi	103	09.07 →		
CEE'D Station wagon i				
1.4	80	09.07 →	 PA-K09AF	 PP-K09AF
1.6	90	09.07 →	 DI-H12	 DP-K14
1.6 CRDi 116	85	09.07 →		 GF-K21AF
1.6 CRDi 90	66	09.07 →		
2.0	105	09.07 →		
2.0 CRDi	103	09.07 →		
CERATO i				
1.6 CRDi	75	07.05 →	 PA-K11AF	 PP-696AF
1.6	77	07.04 →	 DI-K17	 DP-K07
1.6 CRDi	85	06.05 →		
2.0	105	04.04 →		
2.0 CRDi	83	04.04 →		
CERATO Tre volumi/Saloon i				
1.6 CRDi	75	07.05 →	 PA-K11AF	 PP-696AF
1.6	77	04.04 →	 DI-K17	 DP-K07
1.6 CRDi	85	06.05 →		
2.0	105	04.04 →		
2.0 CRDi	83	04.04 →		
CLARUS (K9A) i				
1.8 i 16V	85	07.96 →	 PA-K02AF	 PP-K00AF
2.0 i 16V	98	07.96 →	 PA-K17AF	 DP-K00
			 DI-396	 GF-K00AF
				 TA-K00
				 CS-K00
			→04.98	
			05.98→	
CLARUS Station wagon (GC) i				
1.8 i 16V	85	05.98 →	 PA-K17AF	 PP-K00AF
2.0 i 16V	98	05.98 →	 DI-396	 DP-K00
				 GF-K00AF
				 TA-K00
				 CS-K00
JOICE i				
2.0	102	02.00 →	 PA-690AF	 PP-H02AF
			 PA-K02AF	 DP-H02
			 DI-K19	 GF-097AF
































































	KW			
JOICE i				
2.0	88	09.01 →	 PA-057AF  DI-396	 PP-H02AF  DP-H02  GF-097AF
K2500 i				
2.5 D	69	01.03 →	 PA-K18AF  DI-K04	 GF-K04AF 07.04→  TA-K14 07.04→  TA-K16  CS-K06 →04.04 Left\Sinistra  CS-K07 Right\Destra  CS-K15 Left\Sinistra  CS-K17 05.04→  CS-K19 →04.04 Right\Destra  CS-K20 05.04→
K2700 i				
2.7 D	59	10.99 →	 PA-K18AF  DI-K04 08.01→ →07.04  DI-K13 →12.99  DI-K22 08.04→	 GF-K04AF  TA-K16
MAGENTIS i				
2.0	106	11.05 →	 PA-H10AF	 PP-H04AF
2.0 CRDi	103	04.06 →	 DI-H12	 DP-K10
2.7	138	11.05 →		
MAGENTIS (GD) i				
2.0	100	05.01 →	 PA-H10AF 09.02→	 PP-H04AF
2.5 V6	124	05.01 →	 PA-K14AF →09.02  DI-K14  DI-K15 NO ABS	 DP-K03  GF-K08AF  TA-H14  CS-K13 Left\Sinistra  CS-K14 Right\Destra
OPIRUS i				
3.5	149	09.03 →	 PA-H10AF	 PP-H04AF  GF-K22AF Parking Brake\Freno staz.
3.8 V6	196	10.06 →		 PP-H04AF  GF-K22AF Parking Brake\Freno staz.
















	KW			
PICANTO i				
1.0	46	02.08 →	 PA-K10AF	 PP-K04AF
1.0	45	09.05 →	 DI-K10	 DP-K02 con/with ABS
1.1	48	04.04 →		 GF-K15AF NO ABS
				 CS-K16 NO ABS
1.1 CRDi	55	02.08 →	 PA-K10AF	 PP-K04AF
1.1 CRDi	55	11.05 →	 DI-K20	 DP-K02
				 GF-K15AF NO ABS
				 CS-K16 NO ABS
1.1	48	02.08 →	 PA-K10AF	 PP-K04AF
			 DI-K10	 DP-K02
				 GF-K15AF
PICANTO (TA) i				
1.0	51	05.11 →	 PA-K23AF	 PP-K09AF
			 DI-K10	 DP-K02
				 TA-K15
PREGIO (TB) i				
2.7 D	60	10.97 →	 PA-K01AF	 GF-325AF
			 DI-K07	 TA-K03
				 CS-K06 Left/Sinistra
				 CS-K19 Right/Destra
2.5 TCi D	69	09.02 →	 PA-K05AF	 GF-K13AF
			 DI-K07	 TA-K03
				 CS-K06 Left/Sinistra
				 CS-K19 Right/Destra
PRIDE (DA) i				
1.1 i	38	01.91 →	 PA-332AF	 GF-330AF
1.3 16V	53	01.90 →	 DI-338	 CS-K04
1.3 16V	44	01.90 →		
1.3 16V	47	10.96 →		
1.3 i	51	01.90 →		
PRIDE Station wagon i				
1.3	47	08.99 →	 PA-332AF	 GF-330AF
			 DI-338	 CS-K04
PRO CEE'D i				
1.4	80	02.08 →	 PA-K09AF	 PP-K09AF
1.6	93	02.08 →	 DI-H12	 DP-K14
1.6 CRDi 115	85	02.08 →		 GF-K21AF Parking Brake/Freno staz.
1.6 CRDi 90	66	02.08 →		
2.0	105	02.08 →		
2.0 CRDi	103	02.08 →		










	KW			
RETONA (CE) i				
2.0 16V	94	05.00 →	 PA-K00AF	 GF-396AF
2.0 TD	61	06.99 →	 DI-K09	
RIO i				
1.3	55	09.00 → 02.05	 PA-341AF →06.02	 GF-K07AF →06.02
1.5	72	09.00 → 02.05	 PA-K17AF 07.02→	 GF-K11AF 07.02→
			 DI-K08 →06.02	 TA-K10 →06.02
			 DI-K16 07.02→	NO ABS
				 TA-K11 07.02→
				NO ABS
				 TA-K12 →06.02
				con/with ABS
				 TA-K13 07.02→
				con/with ABS
				 CS-373 →06.02
				 CS-K08 07.02→
1.3	60	08.02 → 02.05	 PA-341AF	 GF-K07AF
			 PA-K17AF 07.02→	 GF-K11AF 07.02→
			 DI-K08	 GF-K18AF Parking Brake/Freno staz.
			 DI-K16 07.02→	 TA-K10 NO ABS
				 TA-K11 07.02→
				NO ABS
				 TA-K12 con/with ABS
				 TA-K13 07.02→
				con/with ABS
				 CS-373
				 CS-K08 07.02→
1.2	63	09.11 →	 PA-K24AF	 PP-K06AF
			 DI-K18	 DP-K18
1.1 CRDi	55	09.11 →	 PA-K24AF	 PP-H09AF
				 PP-K06AF
				 DP-K18
1.4 CRDi	66	09.11 →	 PA-K24AF	 PP-K06AF
				 DP-K18
RIO II i				
1.4 16V	71	03.05 →	 PA-K12AF Imp. MANDO	 PP-K09AF
1.6 CRDi	81	03.05 →	 DI-K18	 DP-H01
1.6 16V	82	03.05 →		 GF-K18AF Parking Brake/Freno staz.


























































	KW			
RIO II Tre volumi/Saloon i				
1.4 16V	71	03.05 →	 PA-K12AF  DI-K18	Imp. MANDO
1.5 CRDi	81	03.05 →		 PP-K09AF  DP-H01
1.6 16V	82	03.05 →		 GF-K18AF Parking Brake/Freno staz.
RIO Station wagon (DC) i				
1.3	60	08.00 → 02.05	 PA-341AF →06.02	 GF-K07AF →06.02
1.3	55	08.00 → 02.05	 PA-K17AF 07.02→	 GF-K11AF 07.02→
1.6	72	08.00 → 02.05	 DI-K08 →06.02	 TA-K10 →06.02
			 DI-K16 07.02→	NO ABS
				 TA-K11 07.02→
				NO ABS
				 TA-K12 →06.02
				con/with ABS
				 TA-K13 07.02→
				con/with ABS
				 CS-373 →06.02
				 CS-K08 07.02→
1.6	71	09.02 → 02.05	 PA-K17AF	 GF-K11AF
			 DI-K16	 TA-K11 NO ABS
				 TA-K13 con/with ABS
				 CS-K08
SEPHIA (FA) i				
1.6 i 16V	59	02.96 →	 PA-398AF	 PP-K01AF
1.6 i	59	01.95 →	 DI-398	 DP-K04
1.8 i 16V	82	01.95 →		 GF-398AF →04.97
				 TA-K06 →04.97
				 TA-K09 05.97→
				 CS-K00
1.6 16V	65	01.99 →	 PA-398AF	 PP-K00AF
			 DI-K12	 DP-K06
				 GF-K12AF
				 TA-K09
				 CS-373
1.8 16V	82	01.99 →	 PA-398AF	 PP-K01AF
			 DI-398	 DP-K04

































































	KW			
SEPHIA Tre volumi/Saloon (FA) i				
1.6 i	59	09.93 →	 PA-398AF	 PP-K01AF
1.8 i 16V	82	01.95 →	 DI-398	 DP-K04
				 GF-398AF →05.97
				 TA-K05 →04.97
				 TA-K09 05.97→
				 CS-K00
1.5 i 16V	59	02.96 → 10.97	 PA-398AF	 PP-K01AF
			 DI-398	 DP-K04
				 GF-398AF
				 TA-K05
				 CS-K00
SHUMA (FB) i				
1.5 i 16V	65	10.97 → 03.01	 PA-K02AF	 PP-K00AF
1.8 i 16V	81	10.97 → 03.01	 DI-398	 DP-K06
				 GF-398AF
				 TA-K09
				 CS-K00
SHUMA II (FB) i				
1.6	75	05.01 → 08.04	 PA-398AF	 PP-K00AF
1.8	84	04.03 → 08.04	 DI-K12	 DP-K06
				 GF-K12AF
				 TA-K09
				 CS-373
SHUMA II Tre volumi/Saloon (FB) i				
1.6	75	05.01 → 05.04	 PA-398AF	 PP-K00AF
			 DI-K12	 DP-K06
				 GF-K12AF
				 TA-K09
				 CS-373
SHUMA Tre volumi/Saloon (FB) i				
1.5 i 16V	65	10.97 → 10.01	 PA-K02AF	 PP-K00AF
			 DI-398	 DP-K06
				 GF-398AF
				 TA-K09
				 CS-K00
1.5	59	03.96 → 12.98	 PA-398AF	 PP-K00AF
			 DI-398	 DP-K06
				 GF-398AF
				 TA-K09
				 CS-K00
























































	KW			
SORENTO				
2.0 CRDi	110	11.10 →	 PA-H14AF	 PP-K11AF
2.0 CRDi 4WD	110	11.10 →	 DI-H19	 DP-K16
2.2 CRDi	145	11.09 →		 GF-S02AF
2.4 16V	129	11.09 →		Parking Brake/Freno staz.
SORENTO (JC)				
2.4	102	08.02 →	 PA-K08AF	 PP-K03AF
2.5 CRDi	103	08.02 →	 DI-K05	 DP-K05
3.5 V6	143	08.02 →		 GF-K17AF
3.3 V6	177	12.06 →	 PA-K08AF	 PP-K03AF
			 DI-K05	 DP-K05
				 GF-K20AF
2.5 CRDi	125	12.06 →	 PA-K08AF	 PP-K03AF
			 DI-K05	 DP-K12
				 GF-K20AF
				Parking Brake/Freno staz.
SOUL				
1.6	93	02.09 →	 PA-H10AF	 PP-K06AF
1.6 CRDi	93	02.09 →	 DI-H12	 DP-K15
				 GF-K16AF
SPORTAGE				
2.0 16V	104	09.04 →	 PA-H10AF	 PP-H04AF
2.0 16V 4WD	104	09.04 →	 PA-K20AF	 PP-K09AF
2.0 CRDi 4WD	83	09.04 →	 DI-H12	 DP-H03
2.7 V6 4WD	129	09.04 →	 DI-H23	Made in Slovenia
2.0 CRDi 4WD	103	01.06 →	 PA-H10AF	 PP-H03AF
			 PA-K20AF	 PP-K09AF
			 DI-H12	 DP-H03
			 DI-H23	Made in Slovenia
2.0 CRDi	83	02.05 →	 PA-H10AF	 PP-H04AF
			 PA-K20AF	 PP-K09AF
			 DI-H12	 DP-K10
1.7 CRDi	85	02.11 →	 PA-K20AF	 PP-K09AF
2.0 16V CRDi VGT	100	10.10 →	 DI-H23	 DP-K14
2.0 16V CVVT	120	10.10 →		
SPORTAGE (K00)				
2.0 CRDi	103	01.06 →	 PA-392AF	 GF-342AF
2.0 i 16V 4WD	94	04.94 → 08.03	 DI-K09	 TA-K08
2.0 i 4WD	70	04.94 → 08.99		 CS-K05
2.0	87	10.00 → 08.03	 PA-K00AF	 GF-396AF
2.0 4WD	87	10.00 → 08.03	 DI-K09	 TA-K02
2.0 i 16V	94	10.99 → 08.03		 CS-K02
2.0 TD 4WD	61	10.97 → 08.03		


























































	KW			
SPORTAGE (K00) i				
2.2 D 4x4	52	08.94 → 04.99	 PA-K00AF  DI-K09	01.99→  GF-342AF →12.98  GF-396AF 01.99→  TA-K02 01.99→  TA-K08 →12.98  CS-K02
VENGA i				
1.4 16V	66	02.10 →	 PA-K22AF  DI-H12	 PP-K12AF  DP-K17
1.4 CRDi	66	02.10 →		
1.6 16V	92	02.10 →		
1.6 CRDi	94	02.10 →		

































































	KW			
NADESCHDA (2120) <i>i</i> <i>i</i>				
1.7	60	12.97 →	 PA-000AF DI-070	 GF-000AF CS-000
1.7 i	59	12.97 →		
1.8	60	12.97 →		
1.8 i	67	12.97 →		
NIVA (2121) <i>i</i> <i>i</i>				
1600	54	01.87 → 03.95	 PA-000AF DI-070	 GF-000AF CS-000
1600	56	04.80 → 12.87	02.84→	02.84→
1600	56	12.76 → 05.87	02.84→	02.84→
1700 i	59	06.96 →		
1700 i 4x4	60	10.00 →		
1900 Diesel	47	01.93 →		
1900 Diesel	55	01.99 →	 PA-000AF DI-070	















	KW			
88/109 i				
2.3 (LR 88 OL, LR 109 OL)	51	09.63 → 12.86	 PA-L04AF	 GF-L02AF
2.3 D (LR 88 DL, LR 109 DL)	46	09.63 → 12.86	 DI-L12	 GF-L03AF
				 TA-L02
3.6	68	01.80 → 12.83	 PA-L04AF	 GF-L02AF
			 DI-L12	 GF-L03AF
				 TA-L01
				 TA-L02
88/109 Hardtop i				
2.3 (LR 88 OP, LR 109 OP)	51	09.63 → 12.86	 PA-L04AF	 GF-L02AF
2.3 D (LR 88 DP, LR 109 DP)	46	09.63 → 12.86	 DI-L12	 GF-L03AF
				11.71→ →05.84
				 TA-L02
90/110 i				
3.6 V8	100	09.83 → 07.90	 PA-L02AF	 GF-L03AF
			 PA-L04AF	 GF-L06AF
			06.84→ →12.85	 TA-L02
			 DI-L12	07.89→
2.6	62	09.85 → 07.90	 PA-L02AF	 GF-L03AF
			 DI-L12	 GF-L06AF
				07.89→
				 TA-L02
2.6 TD	63	09.86 → 07.90	 PA-L02AF	 GF-L02AF
			 DI-L12	 GF-L03AF
				 GF-L06AF
				 TA-L02
				07.89→
2.6 D 4x4	51	09.86 → 08.88	 PA-L02AF	 TA-L02
			 DI-L12	
DEFENDER (LD) i				
2.6 90 TDI	83	09.90 →	 PA-L02AF	 PP-L04AF
2.6 Td6 4WD	90	06.98 →	 DI-L09	 DP-L06
			 DI-L12	 DP-L08
				VIN-> (V)XA159807
				 GF-L06AF
				 GF-L07AF
				Parking Brake\Freno staz.
DEFENDER Pick-up i				
2.6 Td6 4WD	90	06.98 →	 PA-L02AF	 PP-L04AF
			 DI-L09	 DP-L06
			 DI-L12	 DP-L08
			VIN-> LA930456	VIN-> (V)XA159807
				 GF-L06AF
				 GF-L07AF
				Parking Brake\Freno staz.
				 TA-L02























































	KW				
DEFENDER Station Wagon (LD)					
2.5 90,110 TDI 2.5 Td5 4WD	83 90	09.90 → 12.98 06.98 →	 PA-L02AF  DI-L09  DI-L12	 PP-L04AF  DP-L05  DP-L08  GF-L06AF  GF-L07AF	VIN-> (V)XA159807 Parking Brake\Freno staz.
3.9 V8	136	11.98 →	 PA-L02AF  DI-L12	 PP-L02AF  DP-L08  GF-L06AF  GF-L07AF	VIN-> (V)XA159807 →12.01 Parking Brake\Freno staz.
2.5 4x4	61	09.90 → 12.94	 PA-L02AF  DI-L09  DI-L12	 DP-L05	
3.5 4x4	86	09.90 → 08.93	 PA-L02AF  DI-L09  DI-L12	 PP-L04AF  DP-L05  GF-L07AF	Parking Brake\Freno staz.
DISCOVERY I					
2.5 TDI 3.9 V8	83 134	09.89 → 06.94 09.93 → 06.94	 PA-L04AF  DI-L09  DI-L12	 PP-L04AF  DP-L05  GF-L06AF  GF-L07AF	Parking Brake\Freno staz.
3.5 (SALLJG)	113	09.89 → 06.94	 PA-L04AF  DI-L09  DI-L12	 PP-L04AF  DP-L05  GF-L06AF	
2.0 16 V	99	09.93 → 06.94	 PA-L04AF  DI-L09	 PP-L04AF  DP-L05  GF-L06AF  GF-L07AF	Parking Brake\Freno staz.
DISCOVERY II (LJ, LT)					
2.0 16 V 2.5 TDI 2.5 TDI 3.9 V8	99 83 90 134	06.94 → 08.96 → 10.95 → 06.94 → 11.98	 DI-L09  DI-L12	 PP-L04AF  DP-L05  GF-L06AF  GF-L07AF	Parking Brake\Freno staz.
2.5 Td5	102	01.99 →	 DI-L01	 PP-L02AF  DP-L07  GF-L07AF	Parking Brake\Freno staz.
4.0 V8	136	11.98 →	 DI-L01  DI-L12	→06.04  PP-L02AF  PP-L04AF  DP-L05  DP-L07  GF-L07AF	Parking Brake\Freno staz.












































	KW				
DISCOVERY III					
4.4	220	10.04 →	 PA-L01AF  DI-L08	 PP-L01AF  DP-L01  GF-L00AF  GF-L08AF	Parking Brake\Freno staz. 01.07→ Parking Brake\Freno staz.
2.7 TD	140	10.04 →	 PA-L01AF  DI-L04	 PP-L01AF  DP-L00  GF-L00AF  GF-L08AF	Parking Brake\Freno staz. 01.07→ Parking Brake\Freno staz.
4.0 4x4	161	02.05 →	 PA-L01AF	 PP-L01AF	
3.0 TD	180	09.09 →	 PA-L06AF  PA-L08AF  DI-L02	 PP-L01AF  DP-L01  GF-L08AF	Parking Brake\Freno staz.
6.0 V8	375	09.09 →	 DI-L02	 PP-L01AF  DP-L01  GF-L08AF	Parking Brake\Freno staz.
DISCOVERY IV (LA)					
2.7 TD	140	09.09 →	 PA-L01AF  DI-L04	 PP-L01AF  DP-L00  GF-L08AF	Parking Brake\Freno staz.
3.0 TD	155	05.10 →	 PA-L07AF  DI-L02	 PP-L01AF  DP-L01  GF-L08AF	Parking Brake\Freno staz.
FREELANDER (LN)					
1.8 i 16V	88	02.98 → 11.00	 PA-427AF	 GF-L04AF	
2.0 DI	72	02.98 → 11.00	 PA-L03AF  DI-L00  DI-L10	 TA-L00	
1.8 16V	86	11.00 →	 PA-427AF	 GF-L06AF	
2.0 Td4	82	11.00 →		 TA-L00	
2.0 Td4	80	11.01 →	 PA-L03AF		
2.5 V6	130	11.00 →	 DI-L00  DI-L10		
FREELANDER 2					
2.2 TD4	112	01.07 →	 PA-L00AF	 PP-L03AF	
2.2 TD4	118	10.06 →	 DI-L13	 DP-L03	
2.2 TD4 4x4	115	10.06 →		 GF-L01AF	Parking Brake\Freno staz.

	KW			
FREELANDER 2 i				
3.2	171	10.06 →	 PA-L00AF  DI-L05	 PP-L03AF  DP-L06  GF-L01AF Parking Brake\Freno staz.
FREELANDER Soft Top i				
1.8 i 16V	88	02.98 →	 PA-427AF	 GF-L04AF →10.00
2.0 DI	72	02.98 →	 PA-L03AF  DI-L00  DI-L10	Imp. LUCAS VIN-> (V)1A000001 VIN (V)YA999999->  GF-L05AF 11.00→  TA-L00
RANGE ROVER EVOQUE i				
2.0 Si4	177	06.11 →	 PA-L00AF	 PP-L05AF
2.2 SD4	140	06.11 →	 DI-L13	 DP-L09
2.2 TD4	110	06.11 →		
RANGE ROVER I i				
2.4 Diesel	78	04.86 → 12.90	 PA-L04AF	 PP-L04AF
2.5 TD 4x4	89	10.89 → 04.94	 DI-L09	 DP-L05
3.5	107	01.87 → 09.90	 DI-L12	 GF-L06AF 10.85→
3.5 Vogue	93	08.81 → 09.90		
3.5 Vogue	120	10.85 → 09.90		
3.9 Cat.	127	11.88 → 07.94		
3.9 Vogue SEI	134	11.88 → 07.94	 PA-L04AF  DI-L09  DI-L12	 PP-L04AF  DP-L05  DP-L07  GF-L07AF Parking Brake\Freno staz.
4.3 Vogue LSE	149	09.92 → 07.94	 PA-L04AF  DI-L09	 PP-L04AF  DP-L05  GF-L06AF
3.5	97	07.70 → 08.81	 PA-L04AF  DI-L12	 PP-L04AF  DP-L05  GF-L06AF
2.4 TD 4x4	89	10.89 → 02.92	 DI-L12	 DP-L05
2.5 TDi 4x4	83	09.91 → 04.94	 DI-L09	 DP-L05
3.5 4x4	96	10.85 → 08.91	 PA-L04AF  DI-L09  DI-L12	 PP-L04AF  DP-L05
RANGE ROVER II (LP) i				
2.5 D	83	08.94 → 03.02	 DI-L07	 PP-L02AF  DP-L07  GF-L06AF →04.96  GF-L07AF Parking Brake\Freno staz.












	KW			
RANGE ROVER II (LP)				
2.5 D	100	07.94 → 03.02	 DI-L07	01.95→
3.9	140	07.94 → 03.02	 DI-L09	→12.94
				 PP-L02AF
				 DP-L05 →12.94
				 DP-L07 01.95→
				 GF-L07AF Parking Brake\Freno staz.
4.0	136	06.98 → 03.02	 DI-L07	
4.6	160	06.98 → 03.02		 PP-L02AF
4.6	165	07.94 → 03.02		 DP-L07
				 GF-L07AF Parking Brake\Freno staz.
RANGE ROVER III (LM)				
3.0 TD 6	130	03.02 →	 PA-L03AF	09.04→
4.4	210	03.02 →	 PA-L05AF	
4.4	225	05.05 →	 DI-L06	
			 DI-L11	VIN-> 3A130140
				 PP-L00AF
				 PP-L01AF VIN-> AA000001
				 DP-L02 VIN-> 6A000001
				 DP-L04 VIN-> 3A129290
				 DP-L07 VIN 5A999999->
				 GF-L09AF Parking Brake\Freno staz.
4.2	291	05.05 →	 PA-L05AF	
			 PA-L06AF	
			 DI-L02	
			 DI-L03	VIN-> 6A228067
			 DI-L06	
			 DI-L11	VIN-> 6A228067
				 PP-L00AF
				 PP-L01AF VIN-> 6A000001
				 DP-L02 VIN-> 3A129290
				 DP-L04 VIN 5A999999->
				 DP-L07
				 GF-L09AF Parking Brake\Freno staz.
3.6 TD 8	200	04.06 →	 PA-L05AF	
			 PA-L07AF	VIN-> (V)AA000001
			 DI-L03	
			 DI-L11	
				 PP-L00AF
				 PP-L01AF VIN-> 6A000001
				 DP-L02 VIN-> 3A129290
				 DP-L04 VIN 5A999999->
				 DP-L07
				 GF-L09AF Parking Brake\Freno staz.
RANGE ROVER SPORT				
4.2	287	02.05 →	 PA-L06AF	
			 DI-L02	
				 PP-L01AF
				 DP-L01
				 GF-L08AF Parking Brake\Freno staz.
4.4	220	02.05 →	 PA-L01AF	
			 DI-L02	
			 DI-L08	
				 PP-L01AF
				 DP-L01
				 GF-L08AF Parking Brake\Freno staz.
2.7 TDVM	140	02.05 →	 PA-L01AF	
			 PA-L06AF	
			 DI-L02	
			 DI-L04	
				 PP-L01AF
				 DP-L00
				 GF-L08AF Parking Brake\Freno staz.







	KW			
RANGE ROVER SPORT				
3.6 TD 8	200	04.06 →	 PA-L06AF  DI-L02	 PP-L01AF  DP-L01  GF-L00AF
				Parking Brake\Freno staz.
3.0 TD	180	09.09 →	 PA-L08AF  DI-L03	 PP-L01AF  DP-L02  GF-L09AF
				Parking Brake\Freno staz.

	KW			
CT i				
200h	73	03.11 →	 PA-219AF  DI-277	 PP-214AF  DP-241
ES (F1, F2) i				
250	118	12.89 → 09.91	 PA-265AF	 PP-213AF
300	138	09.91 → 12.97	 DI-275	 DP-225
GS i				
300	183	04.05 →	 PA-222AF	 PP-217AF
430	208	04.05 →	 DI-2025	 GF-226AF
450 h	218	02.06 →	 DI-2026	Parking Brake\Freno staz.
460	255	05.08 →		
3.0	170	04.05 →	 PA-222AF	 PP-217AF
			 DI-2025	
			 DI-2026	
GS (JZS147) i				
300	156	03.93 → 08.97	 PA-265AF	 PP-206AF
			 PA-294AF	 PP-212AF
			 DI-286	 DP-259
				 GF-223AF
			04.93→	04.93→
			→03.93	→03.93
				Parking Brake\Freno staz.
GS (JZS160) i				
300	161	10.00 → 03.05	 PA-207AF	 PP-260AF
300 T3	163	08.97 → 10.00	 DI-286	 GF-223AF
400	216	12.97 → 11.00		Parking Brake\Freno staz.
430	208	11.00 → 03.05		
IS i				
250 (GSE20)	153	10.05 →	 PA-223AF	 PP-217AF
			 DI-2007	 DP-233
				 DP-246
				 GF-226AF
				07.06→
				Parking Brake\Freno staz.
220 d (ALE20)	130	10.05 →	 PA-223AF	 PP-217AF
			 DI-2007	 DP-233
				 DP-246
				07.06→
IS (GXE10) i				
200	114	04.99 →	 PA-207AF	 PP-260AF
300	157	09.01 →	 DI-286	 DP-229
				 GF-223AF
				Parking Brake\Freno staz.
IS SportCross i				
300	157	10.01 →	 PA-207AF	 PP-260AF
			 PA-300AF	 DP-229
			 DI-286	 GF-223AF
				Parking Brake\Freno staz.

	KW			
IS SportCross <i>i</i> <i>i</i>				
200	114	10.02 →	 PA-207AF  DI-286	 PP-260AF  DP-229  GF-223AF
Parking Brake\Freno staz.				
LS (FE) <i>i</i> <i>i</i>				
430	207	10.00 →	 PA-274AF  DI-292	 PP-222AF  DP-259
LS (UCF10) <i>i</i> <i>i</i>				
400	180	12.89 → 12.94	 PA-265AF →08.92  PA-295AF 09.92→  DI-283 →08.92  DI-286	 PP-265AF →08.92  PP-295AF 09.92→  DP-216 →08.92  DP-259 09.92→
LS (UCF20) <i>i</i> <i>i</i>				
400	209	09.97 →	 PA-265AF  DI-292	 PP-212AF  DP-216  GF-223AF
400	203	09.98 →		
400	194	12.94 → 08.97		
Parking Brake\Freno staz.				
RX <i>i</i> <i>i</i>				
300	150	05.03 →	 PA-209AF  DI-225	 PP-211AF  DP-228
350	203	02.06 →		
400h	155	09.04 →		
400h	155	09.04 →		
400h FWD	155	09.05 →		
RX (XU1) <i>i</i> <i>i</i>				
3.0 2WD	148	07.00 → 03.03	 PA-209AF 08.01→  PA-273AF →07.01	 PP-213AF  DP-249
300 V6	148	10.00 → 05.03	 PA-209AF 08.01→  PA-273AF →07.01  DI-249	 PP-213AF  DP-249
SC <i>i</i> <i>i</i>				
430	210	08.01 →	 PA-207AF  DI-286	 PP-260AF  DP-229  GF-223AF
Parking Brake\Freno staz.				







LIGIER















































	KW			
AMBRA <i>i</i> <i>i</i>				
0.6	14	12.96 →	 PA-021AF DI-022	 GF-008AF GF-009AF
BE UP <i>i</i> <i>i</i>				
0.6	14	08.02 →	 PA-021AF DI-022	 GF-008AF GF-009AF
NOVA <i>i</i> <i>i</i>				
400	5	08.02 →	 PA-021AF DI-022	 PP-008AF GF-008AF GF-009AF
600	4	08.02 →		
660	14	08.02 →		
X-TOO <i>i</i> <i>i</i>				
			 DI-022	






























































	KW			
ELAN				
1.6 i 16V	97	09.89 → 11.95	 PA-905AF	
1.6 i 16V Turbo	123	09.89 → 11.95	 DI-909	
1.6 i 16V Turbo	115	09.91 → 11.95		


















MAHINDRA




















































	KW			
GOA			<i>i</i>	<i>i</i>
2.5 TD	79	01.07 →	PA-007AF DI-006	GF-215AF

























































	KW			
800				
0.8	26	01.91 →	 PA-404AF DI-801	 GF-808AF CS-800 CS-801 CS-810
			Imp. SUMITOMO	UpperSuperiore LowerInferiore
































































	KW			
1000 i				
1.0	33	01.75 → 01.77	 PA-304AF  DI-304	 GF-302AF  CS-368
121 I (DA) i				
1.1	42	10.87 → 10.90	 PA-332AF  DI-338	 GF-330AF  CS-399
1.3	40	04.89 → 10.90		
1.3	44	10.87 → 11.90		
1.4 16V (DA1)	71	11.87 → 12.94		
121 II (DB) i				
1.3 16V	53	11.90 → 03.96	 PA-341AF  DI-342  DI-356	 GF-330AF  CS-399
1.3 16V	39	11.90 → 03.96		
121 III (JASM, JBSM) i				
1.3	44	03.96 →	 PA-332AF	 GF-394AF  TA-301  CS-399
1.3	37	03.96 →		
1.25	55	03.96 →	 PA-383AF	 GF-394AF  TA-301  CS-399
1.8 D	44	03.96 →	 PA-398AF	 GF-394AF  TA-301  CS-399
1.3i 16V CABRIO (JJA)		03.96 →	 PA-332AF	 GF-394AF  TA-301
1300 i				
1.3	44	01.75 → 01.77	 PA-304AF  DI-304	 GF-302AF  CS-368
2 i				
1.25	55	04.03 →	 PA-302AF  DI-307	 GF-307AF  CS-318
1.4	59	04.03 →		
1.4 CD	50	04.03 →		
1.6	74	04.03 →		
1.3	55	10.07 →	 PA-343AF  DI-325	 GF-314AF
1.3	63	10.07 →		
1.4 MZR-CD	50	01.08 →		
1.5	76	10.07 →		
1.6 MZ-CD	66	10.08 →	 PA-343AF  DI-307	 GF-314AF



























































	KW			
3 i				
1.4	59	02.04 →	 PA-300AF	 PP-138AF
1.4	62	10.03 →	 DI-311	 DP-321
1.6	77	10.03 →		
1.6 DI Turbo	80	06.04 →		
2.0	110	10.03 →	 PA-300AF	 PP-138AF
			 DI-309	 DP-317
2.3 MPS	191	12.06 →	 PA-300AF	 PP-005AF
			 DI-309	 DP-317
2.0 MZR-CD	105	12.06 →	 PA-300AF	 PP-138AF
			 DI-309	
1.6 MZR	77	06.09 →	 PA-300AF	 PP-005AF
1.6 MZR-CD	80	06.09 →	 DI-311	 DP-321
2.0 MZR	110	06.09 →	 PA-300AF	 PP-005AF
2.2 MZR-CD	110	06.09 →	 DI-309	 DP-317
3 Tre volumi/Saloon i				
1.6	77	02.04 →	 PA-300AF	 PP-138AF
1.6 DI Turbo	80	06.04 →	 DI-311	 DP-321
2.0	110	02.04 →	 PA-300AF	 PP-138AF
2.0 MZR-CD	105	12.06 →	 DI-309	 DP-317
323 F IV (BG) i				
1.6	62	09.89 → 06.91	 PA-341AF	 PP-601AF
1.6 16V	65	03.91 → 10.94	 DI-342	 DP-312
			 DI-344	 GF-388AF 05.91→
				 GF-397AF →04.91
				 TA-300 05.91→
				 TA-302 →04.91
				 CS-368
1.8 16V	76	08.89 → 07.94	 PA-341AF	 PP-391AF
1.8 16V	103	09.89 → 03.93	 DI-349	 DP-399
				 GF-388AF
				 GF-397AF
				 TA-300 05.91→
				 TA-302 →04.91
1.8 16V GT	94	08.89 → 07.94	 PA-342AF	 PP-391AF
			 DI-349	 DP-308
				 GF-388AF
				 GF-397AF
				 TA-300 05.91→
				 TA-302 →04.91

























































	KW			
323 F IV (BG) i				
1.8 4WD	76	01.91 → 04.94	 PA-341AF  DI-349	 PP-391AF  DP-308  GF-388AF 05.91→  GF-397AF →04.91  TA-300 05.91→  TA-302 →04.91
323 F V (BA) i				
2.0 24V	106	08.94 → 09.98	 PA-342AF  DI-349	 PP-391AF  DP-399  CS-398
1.6 16V	65	07.94 → 09.98	 PA-341AF  DI-344	 PP-391AF  DP-399  GF-397AF  TA-300  CS-398
1.8 16V	84	08.94 → 09.98	 PA-342AF  DI-349	 PP-391AF  DP-399  GF-397AF  TA-300  CS-398
323 F VI (BJ) i				
1.4 16V	54	09.98 → 01.01	 PA-311AF  DI-344	 PP-302AF  DP-322  GF-397AF  TA-300  CS-398
1.4 1.6 16V	53 65	01.01 → 05.04 09.98 → 01.01	 PA-311AF  DI-344	 PP-302AF  DP-322  GF-397AF  TA-300
1.9 16V 2.0 2.0 TD	84 96 74	09.98 → 01.01 01.01 → 05.04 01.01 → 05.04	 PA-399AF  DI-320	 PP-302AF  DP-322
2.0 D	52	09.98 → 05.04	 PA-399AF  DI-320	 PP-302AF  DP-322  GF-397AF  TA-300  CS-398


























	KW			
323 F VI (BJ) i				
2.0 TD	66	09.98 → 01.01	 PA-399AF  DI-320	 PP-302AF  DP-322  GF-397AF  CS-398
1.6 1.6	70 72	01.01 → 05.04 01.01 → 05.04	 PA-399AF  DI-320	 PP-302AF  DP-322  GF-397AF  TA-300
323 I (FA) i				
1.0	33	06.77 → 05.80	 PA-314AF  DI-312	 GF-302AF  CS-368
1.3	44	01.77 → 05.80	 PA-314AF  DI-312	 GF-302AF  CS-310
1.4	51	05.78 → 05.80	 PA-314AF  DI-312	 GF-302AF  CS-310  CS-368 Left\Sinistra Right\Destra
323 I Station Wagon (FA) i				
1.3 1.4	44 51	05.78 → 05.86 05.78 → 08.82	 PA-314AF  DI-312	 GF-302AF  CS-310  CS-368 Left\Sinistra Right\Destra
1.6	52	04.82 → 05.86	 PA-316AF  DI-314	 GF-316AF  CS-312
323 II (BD) i				
1.1 1.3 1.3 1.6 1.6 1.6	40 44 50 65 55 59	11.80 → 10.85 09.81 → 10.85 11.80 → 10.89 03.82 → 09.86 05.81 → 12.85 11.80 → 07.85	 PA-316AF  DI-314	 GF-316AF  CS-312
323 II Hatchback (BD) i				
1.1 1.3 1.3 1.6 1.6 1.6	40 44 50 65 55 63	11.80 → 10.85 11.80 → 10.85 11.80 → 10.89 03.82 → 12.85 05.81 → 07.85 11.80 → 12.83	 PA-316AF  DI-314	 GF-316AF  CS-312
323 III (BF) i				
1.3	44	08.85 → 05.89	 PA-326AF  DI-335	 GF-327AF  CS-313  CS-371 07.87→ →12.87 01.87→

















































	KW			
323 III (BF)				
1.5	55	08.85 → 05.89	 PA-341AF DI-335	 GF-327AF GF-328AF CS-313 CS-371
1.5	54	09.87 → 10.89	 PA-341AF DI-335	 GF-327AF CS-371
1.5 i	70	08.85 → 05.89	 PA-341AF DI-335	 CS-371
1.6 GT	77	01.86 → 12.88	 PA-326AF DI-336	 PP-303AF DP-304 CS-371
1.6 GT	63	11.86 → 10.89	 PA-326AF DI-336	 CS-371
1.7 D	42	01.87 → 05.89	 PA-326AF DI-335	 GF-327AF CS-371
1.7 D	40	09.86 → 05.89	 PA-326AF DI-335	 CS-371
1.5 i Turbo	85	08.85 → 05.89	 PA-341AF DI-335	 CS-371
1.6 GT Turbo	103	10.85 → 11.91	 PA-326AF DI-336	 PP-303AF DP-304
1.1	40	08.85 → 04.90	 PA-326AF DI-335	 GF-327AF CS-313
1.4	44	04.87 → 07.89	 PA-326AF DI-335	 GF-327AF
323 III Hatchback (BF)				
1.1	40	09.85 → 10.89	 PA-326AF DI-335	 GF-327AF CS-313
1.3	44	09.85 → 12.87	 PA-326AF DI-335	 CS-313
1.3 i	49	09.85 → 08.89	 PA-326AF DI-335	 CS-313
1.5	55	08.85 → 05.89	 PA-341AF DI-335	 GF-327AF CS-313
1.5	54	09.87 → 10.89	 PA-341AF DI-335	 GF-327AF CS-371
1.5 i	70	08.85 → 05.89	 PA-341AF DI-335	 CS-371
1.5 i Turbo	85	08.85 → 05.89	 PA-341AF DI-335	 CS-371
1.6 GT	77	08.85 → 12.88	 PA-326AF DI-336	 PP-303AF DP-304 CS-371
1.6 GT	63	09.87 → 10.89	 PA-326AF DI-336	 CS-371
1.4	44	09.87 → 10.89	 PA-326AF DI-335	 GF-327AF CS-371
1.7 D	42	01.87 → 05.89	 PA-326AF DI-335	 CS-371
1.7 D	40	04.86 → 05.89	 PA-326AF DI-335	 CS-371
1.6 GT Turbo 4WD (BF2)	110	08.87 → 10.89	 PA-326AF DI-336	 PP-303AF DP-304
1.6 GT Turbo 4WD (BF2)	103	10.87 → 11.91	 PA-326AF DI-336	 DP-304
1.6 GT Turbo (BF1)	103	10.85 → 11.91	 PA-326AF DI-336	 PP-303AF DP-304


	KW			
323 III Hatchback (BF) i				
1.6	54	09.87 → 10.89	 PA-326AF  DI-335	 PP-303AF  DP-304  GF-327AF  CS-313
323 III Station Wagon (BW) i				
1.5	54	01.87 → 05.89	 PA-326AF  DI-335	 GF-328AF  CS-371
1.5	55	05.86 → 05.89		
1.6	63	09.86 → 10.95		
1.7 D	40	11.86 → 08.87	 PA-326AF  DI-335	 GF-327AF  CS-371
1.7 D	42	11.86 → 10.89	 PA-326AF  DI-335  DI-342	 GF-328AF  CS-371
1.7 D	41	10.89 → 03.93	 PA-326AF  PA-341AF  DI-335	 GF-388AF  CS-368
1.6 4x4	63	05.90 → 03.93	 PA-326AF  DI-336	 PP-303AF
1.6	54	09.87 → 10.89	 PA-326AF  DI-335	 CS-371
1.3	44	07.86 → 04.90	 PA-326AF  DI-335	 GF-327AF  CS-313
323 IV C (BG) i				
1.3	49	09.89 → 07.94	 PA-341AF  DI-342	 GF-388AF  GF-397AF  TA-300  TA-302  CS-368
1.3 16V	54	09.89 → 07.94		05.91→ →04.91
1.6	62	09.89 → 06.91	 PA-341AF  DI-342  DI-344	 GF-388AF  GF-397AF  TA-300  TA-302  CS-368
1.6 16V	65	03.91 → 10.94	 PA-341AF  DI-342  DI-344	 PP-601AF  DP-312  GF-388AF  GF-397AF  TA-300  TA-302  CS-368
1.6 16V				05.91→ →04.91



























































	KW			
323 IV C (BG) i				
1.8 16V GT	94	09.89 → 03.93	 PA-342AF  DI-349	 PP-391AF  DP-308  GF-388AF  GF-397AF  TA-300  TA-302 05.91→ →04.91
1.7 D	41	08.89 → 07.94	 PA-341AF  DI-342	 PP-302AF  DP-308  GF-388AF  GF-397AF  TA-300  TA-302  CS-368 05.91→ →04.91
1.8 16V 4WD	76	11.91 → 12.93	 PA-342AF  DI-349	 PP-391AF  DP-308
1.8 16V Turbo 4WD	136	01.93 → 07.94		
1.8 16V Turbo 4WD	120	09.90 → 12.92		
1.8 16V	103	09.89 → 03.93	 PA-341AF  DI-349	 PP-601AF  DP-308  GF-388AF  GF-397AF  TA-300  TA-302 05.91→ →04.91
1.9 16V 2WD/4WD		01.90 →	 PA-342AF  DI-349	 PP-302AF  DP-308  CS-368
323 IV S (BG) i				
1.3	49	09.89 → 06.91	 PA-341AF  DI-342	 GF-388AF  GF-397AF  TA-300  TA-302  CS-368 05.91→ →04.91
1.7 D	41	08.89 → 07.94		
1.3 16V	54	04.91 → 07.94	 PA-341AF  DI-342	 GF-388AF  TA-300  CS-368 05.91→
1.6	62	09.89 → 06.91	 PA-341AF  DI-342  DI-344	 GF-388AF  GF-397AF  TA-300  TA-302  CS-368 05.91→ →04.91








	KW			
323 IV S (BG) i				
1.6 16V	65	08.89 → 10.94	 PA-341AF  DI-342  DI-344	 PP-601AF  DP-302  GF-388AF  GF-397AF  TA-300  TA-302  CS-368 01.91→ 05.91→ →04.91
1.8 16V	76	08.89 → 07.94	 PA-341AF  DI-342	 PP-601AF  DP-308  GF-388AF  GF-397AF  TA-300  TA-302  CS-368 05.91→ →04.91
1.8 16V 4WD 1.8 16V Turbo 4WD	76 120	09.91 → 07.94 01.91 → 07.94	 PA-342AF  DI-349	 PP-391AF  DP-308
1.8 16V GT	94	06.89 → 07.94	 PA-342AF  DI-349	 PP-391AF  DP-308  GF-388AF  GF-397AF  TA-300  TA-302 05.91→ →04.91
323 V C (BA) i				
1.3 16V	54	08.94 → 09.98	 PA-341AF  DI-342	 PP-391AF  DP-399  GF-397AF  TA-300  CS-398
1.6 16V	65	08.94 → 09.98	 PA-341AF  DI-344	 PP-391AF  DP-399  GF-397AF  TA-300  CS-398 11.96→ →10.97
1.8 16V	84	08.94 → 09.98	 PA-342AF  DI-349	 PP-391AF  DP-399  GF-397AF  TA-300  CS-398




































































	KW			
323 V P (BA) i				
1.3 16V	54	10.96 →	 PA-341AF  DI-342	 GF-397AF  TA-300  CS-398
1.6 16V	65	10.96 →	 PA-341AF  DI-344	 PP-391AF 11.96→ →10.97  GF-397AF  TA-300  CS-398
2.0 D	52	10.96 →	 PA-399AF  DI-349	 DP-399  GF-397AF  TA-300  CS-398
323 V S (BA) i				
1.3 16V 1.6 TD	54 60	08.94 → 09.98 05.94 → 09.98	 PA-341AF  DI-342	 GF-397AF  TA-300  CS-398
1.6 16V	65	08.94 → 09.98	 PA-341AF  DI-344	 PP-391AF 11.96→ →10.97  DP-399  GF-397AF  TA-300  CS-398
1.8 16V	84	08.94 → 09.98	 PA-342AF  DI-349	 GF-397AF  TA-300  CS-398
2.0 D	52	10.96 → 09.98	 PA-399AF  DI-349	 GF-397AF  TA-300  CS-398
323 VI P (BJ) i				
1.4 16V 1.6 16V	54 65	09.98 → 09.98 →	 PA-311AF  DI-342	 GF-397AF  TA-300
323 VI S (BJ) i				
1.4 1.4 16V 1.6 16V	53 54 65	01.01 → 05.04 09.98 → 01.01 09.98 → 01.01	 PA-311AF  DI-344	 PP-302AF  DP-322  GF-397AF  TA-300






































































	KW			
323 VI S (BJ)				
2.0 D	52	09.98 → 05.04	 PA-399AF	 PP-302AF
2.0 TD	66	09.98 → 05.04	 DI-320	 DP-322
				 GF-397AF
				 TA-300
				 CS-398
1.6	70	01.01 → 05.04	 PA-399AF	 PP-302AF
1.6	72	01.01 → 05.04	 DI-320	 DP-322
1.9 16V	84	09.98 → 05.04		 GF-397AF
2.0	96	01.01 → 05.04		 TA-300
5				
1.8	85	03.05 →	 PA-300AF	 PP-138AF
2.0	107	03.05 →	 DI-309	 DP-317
2.0 CD	107	03.05 →	 DI-311	 DP-323
2.0 CD	81	03.05 →		
2.0 CD	105	06.05 →		
1.6 CD	85	12.10 →	 PA-300AF	 PP-005AF
1.8	85	12.10 →	 DI-309	 DP-323
6				
1.8 MRZ	88	08.07 →	 PA-346AF	 PP-302AF
2.0	108	04.08 →	 DI-353	 DP-316
2.0 CD	103	04.08 →		
2.0 MRZ	108	08.07 →		
2.0 MRZ-CD	103	08.07 →		
2.2 CD	120	04.08 →		
2.2 MRZ-CD	120	01.09 →		
2.2 MRZ-CD	136	01.09 →		
2.5	125	04.08 →		
2.5 MRZ	125	08.07 →		
2.2 MRZ-CD	92	01.09 →	 PA-305AF	 PP-302AF
			 DI-353	 DP-316
6 (GG)				
1.8	88	08.02 →	 PA-305AF	 PP-302AF
2.0	104	06.02 →	 PA-307AF	 DP-316
2.0 DI	100	06.02 →	 DI-305	
2.0 DI	89	08.02 →		
2.3	122	06.02 →		
2.0	108	03.05 →	 PA-305AF	 PP-302AF
2.0 DI	105	06.05 →	 DI-305	 DP-316
2.3	191	12.05 →	 PA-344AF	 PP-312AF
			 DI-351	 DP-328































	KW			
6 Hatchback (GG) <i>i</i> <i>i</i>				
1.8	88	08.02 →	 PA-305AF	 PP-302AF
2.0	108	03.05 →	 PA-307AF	 DP-316
2.0	104	08.02 →	 DI-305	
2.0 DI	105	06.05 →		
2.0 DI	89	08.02 →		
2.0 DI	100	08.02 →		
2.3	122	08.02 →	 PA-307AF	 PP-302AF
			 DI-305	 DP-316
6 Hatchback (GH) <i>i</i> <i>i</i>				
2.0 MRZ-CD	103	08.07 →	 PA-346AF	 PP-302AF
2.2 MRZ-CD	136	01.09 →	 DI-353	 DP-316
2.2 MRZ-CD	120	01.09 →		
2.2 MRZ-CD	92	01.09 →		
6 Station Wagon (GY) <i>i</i> <i>i</i>				
1.8	88	08.02 →	 PA-305AF	 PP-302AF
2.0	108	03.05 →	 PA-307AF	 DP-316
2.0	104	08.02 →	 DI-305	
2.0 DI	89	08.02 →		
2.0 DI	100	08.02 →		
2.3	122	08.02 →	 PA-307AF	 PP-302AF
2.3 AWD	119	11.02 →	 DI-305	 DP-316
2.0 DI	105	06.05 →	 PA-305AF	 PP-302AF
			 DI-305	 DP-316
6 WAGON <i>i</i> <i>i</i>				
1.8	88	04.08 →	 PA-346AF	 PP-302AF
2.0	108	04.08 →	 DI-353	 DP-316
2.0 CD	103	04.08 →		
2.2 MRZ-CD	92	01.09 →		
2.2 MRZ-CD	120	01.09 →		
2.5	125	04.08 →		
2.2 MRZ-CD	136	01.09 →	 PA-346AF	 PP-302AF
			 DI-352	 DP-316
616 <i>i</i> <i>i</i>				
1.6	55	06.73 → 02.78	 PA-308AF	 GF-303AF
			 DI-306	 CS-355





















































	KW			
626 I (CB) i				
1.6	55	05.79 → 05.82	 PA-319AF	 GF-303AF
2.0	66	05.79 → 05.82	 DI-316	 CS-354 →12.79 Left\Sinistra
				 CS-355 →12.79 Right\Destra
				 CS-356 01.80→ Left\Sinistra
				 CS-357 01.80→ Right\Destra
626 II (GC) i				
1.6	59	11.82 → 06.87	 PA-301AF Imp. AKEBONO  DI-301 →08.84  DI-330 09.84→	 GF-305AF  CS-303
2.0	74	03.83 → 09.87	 PA-301AF Imp. AKEBONO  PA-330AF Imp. SUMITOMO  DI-303 →11.84  DI-334 12.84→	 PP-300AF  DP-305  GF-305AF  CS-303
2.0	88	01.86 → 09.87	 PA-301AF Imp. AKEBONO	 PP-300AF
2.0	68	11.86 → 09.87	 PA-330AF Imp. SUMITOMO  DI-334	 DP-305  GF-305AF  CS-303
2.0 D	46	01.83 → 06.87	 PA-301AF Imp. AKEBONO  DI-330	 GF-305AF  CS-303
626 II Hatchback (GC) i				
1.6	55	03.83 → 09.87	 PA-301AF Imp. AKEBONO	 GF-305AF
1.6	59	03.83 → 09.87	 DI-301 →08.84  DI-330 09.84→	 CS-303
2.0	74	03.83 → 09.87	 PA-301AF Imp. AKEBONO  PA-330AF Imp. SUMITOMO  DI-303 →11.84  DI-334 12.84→	 PP-300AF  DP-305  GF-305AF  CS-303
2.0	68	01.85 → 09.87	 PA-301AF Imp. AKEBONO	 PP-300AF
2.0	88	01.86 → 09.87	 DI-334	 DP-305  GF-305AF  CS-303
2.0 D	46	03.84 → 06.87	 PA-301AF Imp. AKEBONO  DI-330	 GF-305AF  CS-303


































































	KW			
626 III (GD)				
2.0	66	09.87 → 10.90	 PA-331AF  DI-340	 PP-306AF  DP-309  GF-329AF  CS-368
2.0 16V	109	07.87 → 09.89		
2.0 16V	103	11.87 → 05.92		
2.2 12V	85	11.87 → 07.91	 PA-380AF  DI-340	 PP-302AF  DP-318  GF-329AF  CS-368
2.0 D	44	07.87 → 07.91	 PA-330AF  PA-331AF  DI-341	Imp. SUMITOMO  PP-305AF  DP-309  GF-329AF  CS-368
1.8	65	11.87 → 05.92	 PA-331AF  DI-341	 DP-302  DP-309  GF-329AF  CS-368
2.0 12V	79	09.87 → 05.92	 PA-331AF  DI-340	 PP-306AF  DP-302  DP-309  GF-329AF  CS-368
1.6	60	06.87 → 05.92	 PA-331AF  DI-341	 GF-329AF  CS-368
626 III Coupe (GD)				
2.0	66	09.87 → 10.90	 PA-331AF  DI-340	 PP-306AF  DP-309  GF-329AF  CS-368
2.0 12V	79	09.87 → 12.88		
2.0 16V	109	06.87 → 09.89	 PA-331AF  DI-340	 PP-306AF  DP-302  DP-309  GF-329AF  CS-368
2.0 16V	103	12.87 → 10.90		
2.2 12V	85	04.88 → 12.91	 PA-380AF  DI-340	 PP-302AF  DP-318  GF-329AF  CS-368
























































	KW			
626 III Coupe (GD) i				
1.8	65	09.87 → 08.91	 PA-331AF  DI-341	 PP-306AF  DP-302  DP-309  GF-329AF  CS-368
1.6	60	06.87 → 05.92	 PA-331AF  DI-341	 GF-329AF  CS-368
626 III Hatchback (GD) i				
2.0	66	09.87 → 10.90	 PA-331AF  DI-340	 PP-306AF  DP-309  GF-329AF  CS-368
2.0 12V	79	11.87 → 05.92		
2.0 16V	109	06.87 → 08.89		
2.0 16V	103	11.87 → 10.90		
2.2 12V	85	06.88 → 04.92	 PA-380AF  DI-340	 PP-302AF  DP-318  GF-329AF  CS-368
2.0 D	44	07.87 → 07.91	 PA-330AF  PA-331AF  DI-341	Imp. SUMITOMO  PP-305AF  DP-309  GF-329AF  CS-368
1.6	60	06.87 → 05.92	 PA-331AF  DI-341	 GF-329AF  CS-368
1.8	65	11.87 → 05.92		
1.8	69	11.87 → 05.92	 PA-331AF  DI-341	 PP-306AF  DP-302  DP-309  GF-329AF  CS-368
2.2 12V 4WD	85	11.87 → 07.90	 PA-331AF  DI-340	 PP-302AF  DP-318  GF-329AF  CS-368
626 III Station Wagon (GV) i				
2.0	66	10.88 → 09.97	 PA-330AF  PA-331AF  DI-340	Imp. SUMITOMO  PP-306AF  DP-313  GF-329AF
2.2 12V	85	03.89 → 11.96	 PA-380AF  DI-340	 PP-302AF  DP-318
2.0 D	60	11.94 → 09.97	 PA-399AF  DI-340  DI-348	 PP-307AF  DP-313  DP-314
2.0 D Complex	55	05.93 → 11.96		



















































	KW			
626 III Station Wagon (GV)				
1.8	65	01.88 → 03.92	 PA-331AF  DI-341	 PP-306AF  DP-309  GF-329AF  CS-368
2.0 12V 2.0 16V	81 103	09.87 → 01.90 01.88 → 03.92	 PA-330AF  PA-331AF  DI-340	Imp. SUMITOMO  PP-306AF  DP-309  DP-313  CS-368
2.2 12V 4WD	85	05.91 → 11.92	 PA-331AF  DI-340	 PP-302AF  DP-318
2.0 D	44	09.88 → 07.91	 PA-330AF  PA-331AF  DI-341	Imp. SUMITOMO  PP-305AF  DP-313  GF-329AF  CS-368
2.0 i	110	11.94 → 09.97	 PA-399AF  DI-348	 PP-307AF  DP-314  CS-293
626 IV (GE)				
1.8 i 1.8 i 2.0 i	77 66 85	01.92 → 04.97 08.94 → 04.97 01.92 → 04.97	 PA-399AF  DI-348	 PP-307AF  DP-314  CS-368
2.0 D GLX Complex	55	10.92 → 04.97	 PA-399AF  DI-340  DI-348	 PP-307AF  DP-313  DP-314
2.0 i 4WD	85	04.92 → 04.97	 PA-399AF  DI-348	 PP-307AF  DP-314  DP-315  CS-368
2.0 D	56	05.94 → 06.97	 PA-399AF  DI-348	 PP-307AF  DP-314
626 IV Hatchback (GE)				
1.8 1.8 2.0 i 2.0 i 4WD 2.5 24V	77 66 85 85 120	08.91 → 04.97 08.94 → 04.97 08.91 → 04.97 04.92 → 04.97 08.94 → 04.97	 PA-399AF  DI-348	 PP-307AF  DP-314  CS-368
2.5 24V	121	01.92 → 04.97	 PA-399AF  DI-348	 PP-307AF  DP-314
2.0 D GLX Complex	55	01.93 → 04.97	 PA-399AF  DI-340  DI-348	 PP-307AF  DP-313  DP-314





























































	KW			
626 V (GF) i				
1.8	66	05.97 → 12.99	 PA-399AF DI-348	 PP-302AF DP-314  GF-309AF
1.8	74	12.99 → 10.02	 PA-318AF DI-348	 PP-302AF DP-314  GF-309AF
2.0	100	04.98 → 10.02		
2.0	85	05.97 → 10.02		
2.0 DITD	66	04.98 → 10.02		
2.0 TD	81	10.00 → 10.02		
2.0 Turbo DI	74	04.98 → 10.02		
626 V Hatchback (GF) i				
1.8	66	05.97 → 12.99	 PA-399AF DI-348	 PP-302AF DP-314  GF-309AF
1.8	74	12.99 → 10.02	 PA-318AF DI-348	 PP-302AF DP-314  GF-309AF
2.0	85	05.97 → 10.02		
2.0 DITD	66	04.98 → 10.02		
2.0 H.P.	100	02.98 → 10.02		
2.0 Turbo DI	74	04.98 → 10.02		
2.0 TD	81	10.00 → 10.02	 PA-318AF DI-348	 PP-302AF DP-315  GF-309AF
626 V Station Wagon (GW) i				
1.8	66	02.98 → 01.00	 PA-399AF DI-348	 PP-302AF DP-314  GF-309AF
1.8	74	01.00 → 10.02	 PA-318AF DI-348	 PP-302AF DP-314  GF-309AF
2.0	85	02.98 → 10.02		
2.0 H.P.	100	02.98 → 10.02		
2.0 TD	81	10.00 → 10.02		
2.0 Turbo DI	74	04.98 → 10.02		
2.0 DITD	66	09.99 → 10.02	 PA-318AF DI-348	 PP-302AF DP-316  GF-309AF
818 Station wagon i				
1.3	44	01.74 → 10.78	 PA-310AF DI-306	 CS-302
1.6	55	01.77 → 10.78	 PA-210AF DI-306	































































	KW					
929 I (LA) i						
2.0	66	05.79 → 07.86	 PA-301AF  PA-303AF  DI-324	01.82→ Imp. AKEBONO 01.82→ 01.82→	 PP-300AF  DP-300  GF-303AF  CS-362  CS-363	01.82→ 01.82→ LeftSinistra 01.82→ RightDestra
1.8	66	01.74 → 12.81			 CS-358  CS-359	LeftSinistra RightDestra
929 II (HB) i						
2.0	66	05.82 → 03.84	 PA-301AF  PA-303AF  DI-324	Imp. AKEBONO	 PP-300AF  DP-300  GF-303AF  CS-362  CS-363	LeftSinistra RightDestra
2.0 2.0 i GLX	74 88	03.84 → 07.87 10.84 → 07.87	 PA-320AF  DI-324		 PP-300AF  DP-300  GF-303AF  CS-362  CS-363	LeftSinistra RightDestra
929 II Coupe (HB) i						
2.0	66	05.82 → 03.84	 PA-301AF  PA-303AF  DI-324	Imp. AKEBONO	 PP-300AF  DP-300  GF-303AF  CS-362  CS-363	LeftSinistra RightDestra
2.0 2.0 i	74 88	03.84 → 07.87 10.84 → 07.87	 PA-320AF  DI-324		 PP-300AF  DP-300  GF-303AF  CS-362  CS-363	LeftSinistra RightDestra
929 II Station Wagon (HV) i						
2.0	66	01.83 → 12.87	 PA-301AF  PA-303AF  DI-324	Imp. AKEBONO	 PP-300AF  DP-300  GF-303AF  CS-362  CS-363	LeftSinistra RightDestra




















































	KW				
929 III (HC) i					
2.2 12V	85	01.88 → 04.89	 PA-330AF  PA-397AF  DI-332	Imp. SUMITOMO  PP-305AF  DP-310  GF-303AF  CS-362  CS-363	Left\Sinistra Right\Destra
2.2 i	100	05.87 → 12.88	 PA-330AF  PA-397AF  DI-332	Imp. SUMITOMO  PP-305AF  DP-310  CS-362  CS-363	Left\Sinistra Right\Destra
3.0 3.0 3.0	125 123 140	01.88 → 12.89 01.90 → 06.91 06.87 → 06.91	 PA-330AF  PA-397AF  DI-332	Imp. SUMITOMO  PP-305AF  DP-310	
2.0	85	06.87 → 12.88	 PA-320AF  PA-397AF  DI-324	 PP-300AF  DP-300  GF-303AF  CS-362  CS-363	Left\Sinistra Right\Destra
2.2 12V	94	04.89 → 06.91	 PA-330AF  PA-397AF  DI-332	Imp. SUMITOMO 01.91→  PP-305AF  DP-310  GF-303AF	
B-SERIE (PE) i					
1.6	55	02.77 → 09.78		 CS-366	
B-SERIE (UD) i					
1.8	62	10.81 → 08.85	 PA-601AF	 GF-313AF	
B-SERIE (UF) i					
2.5 D 4WD	57	09.98 → 06.99	 PA-382AF  DI-326  DI-355  DI-357	 GF-393AF  CS-396  CS-397	Right\Destra Left\Sinistra
2.5 D 4WD	63	02.96 → 06.99	 PA-382AF  DI-326  DI-357	 GF-393AF	
2.0 2.0	65 62	01.85 → 03.96 01.85 → 12.91	 PA-601AF  DI-326	 GF-333AF  TA-K03  CS-396  CS-397	Right\Destra Left\Sinistra
2.2	68	08.91 → 12.96	 PA-601AF  DI-326	 GF-333AF	
2.2 D	47	01.85 → 03.96	 PA-601AF  DI-326	 GF-333AF  CS-365	






























	KW			
B-SERIE (UF)				
2.6 4WD	73	01.87 → 10.90	 DI-326	 GF-333AF  TA-K03  CS-396  CS-397
				Right/Destra Left/Sinistra
2.6 12V 4WD	90	01.90 → 06.99	 PA-312AF  DI-326	 GF-333AF  TA-K03  CS-396  CS-397
				Right/Destra Left/Sinistra
2.6 D	63	02.96 → 06.99	 PA-312AF  PA-382AF  DI-326	 GF-393AF  CS-396  CS-397
				Right/Destra Left/Sinistra
1.6	60	01.85 → 03.96	 PA-601AF	 TA-K03
2.2	62	03.85 → 10.91		 CS-365
B-SERIE (UN)				
2.6 D 4WD	57	06.99 →	 PA-323AF  PA-373AF  DI-323  DI-355	 GF-311AF  CS-307
2.6 D 4WD 2.6 TD 4WD	62 80	12.02 → 06.99 →	 PA-323AF  DI-323  DI-355	 GF-311AF  CS-307
2.2 8V 4WD 2.6 12V 4WD	68 90	06.99 → 06.99 →	 PA-373AF  DI-355	 CS-307
2.6 D 2.6 D	57 62	06.99 → 12.02 →	 PA-373AF  DI-318  DI-355	 GF-311AF  CS-307
2.6 D	61	11.99 → 12.01	 PA-373AF	
BT-50				
2.6 CD 4WD	105	12.06 →	 PA-323AF  PA-373AF  DI-318  DI-323	 GF-311AF  GF-312AF
			Front Wheel Drive/Trazione anteriore Front Wheel Drive/Trazione anteriore	Front Wheel Drive/Trazione anteriore
CX-7				
2.3 MZR DISI Turbo	190	10.07 →	 PA-336AF  DI-347  DI-352	 PP-309AF  DP-327
			Per cambio automatico Cambio manuale di velocità	






























































	KW					
CX-7 i						
2.2 MZR-CD	127	09.09 →	 PA-336AF  DI-347  DI-352	Per cambio automatico Cambio manuale di velocità	 PP-309AF  DP-329	
DEMO (DW) i						
1.3 16V	53	08.98 → 04.00	 PA-341AF  DI-344	 GF-399AF  TA-300  CS-379		
1.3 16V	46	08.98 →				
1.5 16V	55	04.00 →				
E 1600 i						
1.6	51	08.80 → 06.84	 PA-502AF  DI-326	Imp. AKEBONO		
E 1800 i						
1.8 (VC)		11.80 →		 CS-364  CS-365	01.84→ Left\Sinistra 01.84→ Right\Destra	
E 2000,2200 Autobus (SR1) i						
2.0	63	11.84 → 02.88	 PA-325AF  DI-326  DI-345	 GF-325AF  CS-364  CS-365	Left\Sinistra Right\Destra	
2.2 D	46	01.84 → 02.88				
2.0 4WD	60	10.88 → 09.89	 PA-325AF  DI-326		 GF-325AF  CS-364  CS-365	Left\Sinistra Right\Destra
E 2000,2200 Furgonato/Box (SR2) i						
2.2 D	46	05.85 → 02.88	 PA-325AF  DI-326  DI-345		 GF-325AF  CS-364  CS-365	Left\Sinistra Right\Destra
2.0	60	03.91 → 05.94	 PA-325AF  DI-326  DI-345		 GF-325AF  TA-K03  CS-364  CS-365	Left\Sinistra Right\Destra
2.0	70	06.94 →	 PA-325AF  DI-326		 GF-325AF  TA-K03  CS-364  CS-365  CS-394  CS-395	Left\Sinistra Right\Destra 01.95→ →12.98 01.95→ →12.98

























































	KW			
E 2000,2200 Furgonato/Box (SR2) i				
2.2 D 4WD	47	03.91 →	 PA-325AF  DI-399	 GF-325AF  TA-K03  CS-369
2.2 D	47	03.91 →	 PA-325AF  DI-326	 GF-325AF  TA-K03  CS-369
2.0	63	05.85 → 04.89	 PA-325AF  DI-326	 GF-325AF  CS-364  CS-365 Left\Sinistra Right\Destra
2.2 D 2.2 D 4WD	52 52	02.97 → 08.02 02.97 →	 PA-325AF  DI-346	 GF-334AF  GF-391AF  TA-K03  CS-315 →08.99
2.0	65	01.88 → 07.91		 CS-365
2.0 4x4	63	11.87 → 09.89	 PA-325AF  DI-326	 GF-325AF  TA-K03  CS-365
2.0 4x4	65	01.88 → 07.91		 TA-K03  CS-365
MPV I (LV) i				
2.5 TD 3.0 i V6 3.0 i V6	85 113 109	05.96 → 09.99 03.95 → 09.99 05.96 → 09.99	 PA-384AF  DI-384	 PP-305AF  DP-324  GF-315AF Parking Brake\Freno staz.
MPV II (LW) i				
2.0 2.5 V6	90 125	09.99 → 08.00 09.99 → 03.02	 PA-384AF  DI-313  DI-354	 PP-305AF  DP-324  GF-300AF  GF-315AF  CS-306 Parking Brake\Freno staz.
2.0	88	08.00 → 07.02	 PA-384AF  DI-313  DI-354	 PP-305AF  DP-324  GF-315AF  CS-306 Parking Brake\Freno staz.
2.0 DI 2.3 3.0 V6	100 104 147	07.02 → 07.02 → 03.02 →	 PA-384AF  DI-313	 PP-305AF  DP-324  GF-300AF  GF-315AF  CS-306 Parking Brake\Freno staz.




































































	KW			
MX-3 (EC)				
1.6 i	79	01.94 →	 PA-342AF	 PP-303AF
1.6 i	65	07.91 →	 DI-349	 DP-308
				 GF-397AF
				 TA-300
				 CS-398
1.8 i V6	98	01.92 → 01.94	 PA-342AF	 PP-303AF
			 DI-349	 DP-308
				 GF-397AF
				 TA-300
				 CS-368
1.8 i V6	95	01.94 →	 PA-342AF	 PP-303AF
			 DI-349	 DP-308
				 GF-397AF
				 TA-300
MX-5 I (NA)				
1.6	85	05.90 → 01.94	 PA-340AF	 PP-303AF
			 DI-342	 PP-601AF
			 DI-358	 DP-308
				 DP-312
			→08.93 NO ABS con/with ABS	NO ABS con/with ABS NO ABS
1.8	96	02.94 → 04.98	 PA-383AF	 PP-303AF
			 DI-358	 PP-391AF
			con/with ABS	 DP-308
				NO ABS con/with ABS con/with ABS
1.6	66	01.95 → 04.98	 PA-383AF	 PP-303AF
			 DI-342	 PP-391AF
				 DP-308
				 DP-312
				NO ABS con/with ABS con/with ABS NO ABS
MX-5 II (NB)				
1.6 16V	81	05.98 → 10.05	 PA-383AF	 PP-391AF
			 DI-358	 DP-308
			con/with ABS	 DP-325
1.8 16V	103	05.98 → 10.05	 DI-358	 PP-601AF
			con/with ABS	 DP-308
1.9 16V	102	11.00 → 10.05	 PA-317AF	 PP-345AF
1.9 16V	107	11.00 → 10.05	 PA-383AF	 PP-391AF
			 DI-315	 DP-325
			→01.02 →12.01	01.02→
1.8	103	01.98 → 07.02	 PA-317AF	 PP-345AF
			 PA-383AF	 PP-391AF
			 DI-315	 DP-325
			 DI-358	
			con/with ABS	
























































	KW			
MX-5 III (NC) <i>i</i> <i>i</i>				
1.8	93	03.05 →	 PA-335AF	 PP-311AF
2.0	118	03.05 →	 DI-319	 DP-316
MX-6 (GE6) <i>i</i> <i>i</i>				
2.0	85	02.92 →	 PA-399AF	 PP-307AF
2.5 24V	121	02.92 →	 DI-348	 DP-314
2.5 i 24V	120	08.94 →		 CS-368
PREMACY (CP) <i>i</i> <i>i</i>				
1.8	74	07.99 →	 PA-399AF	 PP-302AF
1.9	84	07.99 →	 DI-348	 DP-314
2.0 TD	66	10.99 → 07.00		 GF-309AF
2.0 TD	74	07.00 →	 PA-399AF	 PP-302AF
			 DI-348	 DP-314
				 DP-316
				 GF-309AF
2.0	96	11.01 →	 PA-318AF	 PP-302AF
			 DI-348	 DP-314
				 DP-316
				 GF-309AF
RX 7 I (SA) <i>i</i> <i>i</i>				
Wankel	77	05.79 → 05.81	 PA-308AF	 PP-301AF
			 DI-302	 GF-303AF
				 CS-352
				 CS-353
				Left/Sinistra
				Right/Destra
Wankel	85	01.81 → 03.84	 PA-328AF	 PP-301AF
			 DI-302	 DP-301
Wankel	83	03.84 → 03.86	 PA-328AF	 PP-302AF
			 DI-329	 DP-307
				Imp. AKEBONO
RX 7 II (FC) <i>i</i> <i>i</i>				
Turbo	133	06.87 → 11.89	 PA-329AF	 PP-302AF
Wankel	110	11.85 → 04.89	 DI-333	 DP-306
Turbo	147	03.89 → 12.91	 PA-502AF	 PP-302AF
			Imp. AKEBONO	 DP-306
RX 7 III (FD) <i>i</i> <i>i</i>				
Wankel Twin Turbo	176	07.92 →	 PA-329AF	 PP-302AF
			 DI-350	 DP-319
RX 8 <i>i</i> <i>i</i>				
2.6	170	10.03 →	 PA-313AF	 PP-304AF
Wankel	141	10.03 →		










































	KW			
TRIBUTE (EP) i i				
2.0	91	03.00 →	 PA-315AF	Disc brakes on the rear axle\Freni a disco ad assale post.
2.0 4WD	91	03.00 →	 PA-315AF	Disc brakes on the rear axle\Freni a disco ad assale post.
3.0 V6 24V 4WD	145	03.00 →	 PA-322AF	Drum brakes on the rear axle\Freni a tamburo ad assale post.
			 DI-395	Drum brakes on the rear axle\Freni a tamburo ad assale post.
2.3 AWD	110	04.04 →	 PA-315AF	Disc brakes on the rear axle\Freni a disco ad assale post.
3.0 V6 AWD	149	04.04 →	 PA-322AF	Drum brakes on the rear axle\Freni a tamburo ad assale post.
			 DI-317	
XEDOS 6 (CA) i i				
1.6 16V	79	06.94 →	 PA-399AF	
1.6 16V	83	08.92 → 05.94	 DI-348	
2.0 V6	106	01.92 → 05.94		 PP-307AF
2.0 V6	103	06.94 →		 DP-314
XEDOS 9 (TA) i i				
2.5 24V	123	07.93 → 07.00	 PA-382AF	 PP-305AF
			 DI-313	 DP-326
			 DI-354	
2.0 24V	105	08.93 → 01.00	 PA-382AF	 PP-307AF
2.3 24V	155	02.95 → 01.00	 DI-313	 DP-326
			 DI-354	
2.5 V6	120	07.00 →	 PA-382AF	 PP-305AF
			 DI-313	 DP-326




























































	KW			
3000 GT (Z16A) i				
3.0 i 24V 4x4	210	06.92 → 08.99	 PA-597AF  DI-595	 PP-594AF  DP-512
ASX i				
1.6	86	08.10 →	 PA-501AF	 PP-505AF
1.8 DI-D	110	08.10 →	 DI-003	 DP-904
CARISMA (DA_) i				
1.6	70	12.98 → 06.06	 PA-592AF	 PP-504AF
1.8 16V	103	07.95 → 06.06	 DI-522	 GF-586AF  TA-502  CS-595
				NO ABS
1.6	66	07.95 → 06.06	 PA-592AF  DI-522  DI-532  DI-540	 PP-504AF  DP-511  DP-514  GF-586AF  TA-502  TA-507  CS-595
				NO ABS →05.99
1.8	85	07.95 → 06.06	 PA-592AF  DI-522	 PP-504AF  DP-511  GF-586AF  TA-502  CS-595
				NO ABS
1.9 TD	66	10.96 → 09.00	 PA-592AF  DI-522  DI-532	 PP-504AF  DP-511  GF-586AF  TA-502  TA-507  CS-595
				NO ABS →02.99
1.6	73	05.97 → 06.06	 PA-592AF  DI-522	 PP-504AF  GF-586AF  TA-502  TA-507  CS-595
				NO ABS →05.99
1.8 16V GDI	92	09.97 → 06.06	 PA-593AF  DI-522  DI-540	 PP-504AF  PP-507AF  DP-511  GF-586AF  TA-502  CS-595
				Imp. LUCAS NO ABS






























































	KW			
CARISMA (DA_) i				
1.6	76	09.00 → 06.06	 PA-516AF	 PP-507AF
1.8 GDI	90	10.00 → 06.06	 DI-540	 DP-511
1.9 DI-D	85	09.00 → 06.06		 GF-500AF
1.9 DI-D	75	09.00 → 06.06		 TA-502
				 CS-514
CARISMA Tre volumi/Saloon (DA_) i				
1.9 TD	66	10.96 → 09.00	 PA-592AF	 PP-504AF
			 DI-522	 DP-511
			 DI-532	 GF-586AF
				 TA-502
				 TA-507
				 CS-595
1.6	73	05.97 → 06.06	 PA-592AF	 PP-504AF
1.6	66	09.96 → 06.06	 DI-522	 DP-511
				 GF-586AF
				 TA-502
				 TA-507
				 CS-595
1.6	70	12.98 → 06.06	 PA-592AF	 PP-504AF
1.8	85	09.96 → 06.06	 DI-522	 DP-511
				 GF-586AF
				 TA-502
				 CS-595
1.8 16V GDI	92	09.97 → 06.06	 PA-593AF	 PP-504AF
			 DI-522	 PP-507AF
			 DI-540	 DP-511
				 GF-586AF
				 TA-502
				 CS-595
1.6	76	09.00 → 06.06	 PA-516AF	 PP-507AF
1.8 GDI	90	10.00 → 06.06	 DI-540	 DP-511
1.9 DI-D	85	09.00 → 06.06		 GF-500AF
1.9 DI-D	75	09.00 → 06.06		 TA-502
				 CS-514
CELESTE (A7_) i				
1.6 ST (A73)	54	01.77 → 06.81	 PA-310AF	 GF-512AF
2.0 GSR (A78)	71	01.77 → 06.81	 DI-500	 CS-502
2.0 GSR (A78)	77	01.79 → 06.81		 CS-503
2.0 GSR (A78)	66	10.75 → 06.81		

































































	KW			
COLT CZC Cabriolet i				
1.5	80	05.06 →	 PA-593AF  DI-M01	 PP-507AF  DP-M00 Imp. LUCAS
1.5 Turbo	110	05.06 →	 PA-516AF  DI-M01	 PP-507AF  DP-M00 Imp. LUCAS
COLT I (A15_A) i				
1.2 GL (A151A)	40	12.78 → 01.84	 PA-310AF	 GF-508AF
1.4 GLX,GT (A152A)	51	05.79 → 01.84	 DI-508	 CS-531
1.4 Turbo (A152A)	77	09.81 → 01.84	 PA-525AF  DI-509	 GF-508AF  CS-531
COLT II (C1_A) i				
1.2 EL,GL (C15A)	40	02.84 → 09.86	 PA-524AF	 GF-526AF
1.2 EL,GL (C15A)	44	09.86 → 04.88	 DI-510	 TA-505
1.3 EL,GL (C11A)	49	06.86 → 04.88		 CS-532
1.5 GLX (C12A)	55	09.84 → 04.88		
1.5 GLX (C12A)	51	09.85 → 04.88		
1.6 Turbo ECi (C13A)	92	02.84 → 04.88	 PA-525AF	 GF-526AF
1.6 Turbo ECi (C13A)	77	07.86 → 04.88	 DI-509	 TA-505
1.8 GL Diesel (C14A)	43	02.84 → 09.86		 CS-532
1.8 GL Diesel (C14A)	44	09.86 → 04.88		
COLT III (C5_A) i				
1.3 (C51A)	51	04.88 → 05.92	 PA-528AF	 GF-587AF
1.3 GL	44	04.88 → 12.90	 DI-509	 TA-505  CS-579
1.8 Diesel GLX (C54A)	44	04.88 → 05.92	 PA-528AF	 GF-587AF
			 DI-524	 TA-505  CS-596
1.3 12V (C51A)	55	04.88 → 05.92	 PA-528AF	 GF-587AF
			 DI-509	 TA-505
			 DI-593	 CS-579
1.5 GLXi (C52A)	62	04.88 → 05.92	 PA-524AF	 GF-526AF
			 DI-510	 TA-505
			 DI-593	 CS-532
1.5 (C52A) Cat.	66	07.90 → 05.92	 PA-528AF	 GF-526AF
			 DI-509	 TA-505
			 DI-524	 CS-579
			 DI-593	
1.6 GTi 16V (C53A)	91	04.88 → 05.90	 PA-525AF	 PP-500AF
			 DI-523	 DP-508
1.8 GTi 16V (C58A) Cat.	100	06.90 → 05.92	 PA-530AF	 PP-500AF
			 DI-524	 DP-508
































































	KW			
COLT IV (CA_A) i				
1.3 GLi 12V (CA1A)	55	04.92 → 04.96	 PA-528AF  DI-509  DI-532  DI-538	 GF-587AF  TA-505  CS-579
1.6 GLXi 16V (CA4A)	83	04.92 → 04.96	 PA-528AF  DI-532	 PP-504AF  DP-514  GF-586AF  TA-505  TA-507  CS-539
1.8 GTi 16V (CA5A)	103	04.92 → 04.96	 PA-530AF  DI-533	 PP-504AF  DP-514
1.6	66	02.94 → 04.96	 PA-528AF  DI-532	 GF-586AF  TA-505  TA-507  CS-539
COLT LANCER (A7_) i				
1.2	40	01.78 → 09.79	 PA-210AF  DI-500	 GF-512AF  CS-502
1.4	50	01.78 → 09.79		
1.6	60	01.78 → 09.79		
COLT LANCER Station Wagon (A7_K) i				
1.4	50	01.78 → 09.79	 PA-210AF  DI-500	 GF-512AF  CS-502
COLT V (CJ_A) i				
1300 GL, GLX (CJ1A)	55	05.96 → 09.00	 PA-528AF  DI-532	 GF-500AF  TA-506  TA-507  CS-579
1600 GLX (CJ4A)	66	05.96 → 09.00	 PA-528AF  DI-532	 GF-586AF  TA-506  TA-507  CS-539  CS-579
1500 (CJ2A)	69	11.95 → 07.05	 PA-528AF  DI-532	 GF-586AF  TA-506  CS-539



























































	KW			
COLT V (CJ_A) i				
1300 1600	60 76	09.00 → 07.05 09.00 → 07.05	 PA-525AF DI-532	 GF-586AF  GF-587AF  TA-506  TA-507  CS-539  CS-579
				→12.04 con/with ABS NO ABS
COLT VI i				
1.1 1.3 1.5 DI-D 1.5 DI-D	55 70 70 50	10.04 → 06.04 → 08.04 → 08.04 →	 PA-593AF DI-M01	 PP-507AF DP-M00  GF-511AF  CS-525
				Imp. LUCAS
1.5	80	06.04 →	 PA-593AF DI-M01	 PP-507AF DP-M00  GF-511AF
				Imp. LUCAS
1.5 CZT	110	03.05 →	 PA-593AF DI-M01	 PP-507AF DP-M00
				Imp. LUCAS
CORDIA (A21_A) i				
1.6 GSL (A212A)	55	10.82 → 12.86	 PA-522AF DI-510	 GF-514AF  CS-532
1.6 Turbo (A212A) 1.6 Turbo (A212A)	85 84	07.83 → 05.85 10.82 → 05.85	 PA-525AF DI-509	 GF-514AF  CS-532
1.8 GSL (A215A)	66	10.86 → 12.86	 PA-522AF DI-510	 GF-514AF  CS-502
1.8 Turbo ECi (A213A)	100	10.84 → 12.86	 PA-525AF DI-523	 GF-527AF  CS-536
ECLIPSE I (D2_A) i				
2.0 i 16V (D22A)	110	04.91 → 11.95	 PA-530AF DI-598	 PP-594AF DP-597
2.0 i 16V 4x4	110	04.91 → 11.95	 PA-599AF DI-529	 PP-500AF DP-597
ECLIPSE II (D3_) i				
2000 GS 16V	107	12.95 → 04.99	 PA-530AF DI-545  DI-592	 PP-594AF DP-597
2000 GT 16V 2400 GS 16V	157 105	12.95 → 04.99 09.98 → 04.99	 PA-530AF DI-545	 PP-594AF































































	KW			
GALANT I (A12_) i				
1.6	55	01.77 → 08.80	 PA-310AF	 GF-512AF
2.0	72	01.79 → 08.80	 DI-500	 CS-502 Right\Destra
2.0 GLX	63	01.77 → 08.80		 CS-503 Left\Sinistra
GALANT I Station Wagon (A12_V) i				
1.6 GL (A121V)	55	01.79 → 08.80	 PA-310AF	 GF-512AF
			 DI-500	 CS-502
				 CS-503
2.0 GLX (A123V)	72	01.79 → 08.80	 PA-502AF Imp. AKEBONO	 GF-512AF
			 DI-502	 CS-502 Right\Destra
				 CS-503 Left\Sinistra
GALANT II (A16_) i				
1.6 GLX (A161A)	55	09.80 → 05.84	 PA-508AF	 GF-504AF
			 DI-506	 CS-500 Right\Destra
				 CS-501 Left\Sinistra
2.0 GLS (A163)	75	09.80 → 05.84	 PA-520AF	 PP-502AF
			 DI-502	 DP-500 A164
				 GF-502AF 01.82→
				 CS-500 01.82→
				 CS-501 Right\Destra
				01.82→ Left\Sinistra
2.0 Turbo Eci (A164)	125	05.82 → 05.84	 PA-520AF	 PP-502AF
			 DI-513	 DP-504
2.3 Turbo-D (A167)	62	09.80 → 05.84	 PA-502AF Imp. AKEBONO	 GF-504AF
			 DI-502	 CS-500 Right\Destra
				 CS-501 Left\Sinistra
GALANT II Station Wagon (A16_V) i				
1.6 GLX (A161V)	55	09.80 → 05.84	 PA-508AF	 GF-504AF
			 DI-506	 CS-500 Right\Destra
				 CS-501 Left\Sinistra
2.0 GLX (A163V)	75	09.80 → 06.83	 PA-502AF Imp. AKEBONO	 PP-502AF
			 DI-502	 DP-500
2.3 Turbo-D (A167V)	62	07.83 → 05.84	 PA-502AF Imp. AKEBONO	 GF-504AF
			 DI-502	 CS-500
				 CS-501
GALANT III (E1_A) i				
1.6 GLX (E11A)	55	06.84 → 12.87	 PA-525AF 12.84→	 PP-500AF
			 DI-509	 GF-527AF
				 CS-536


































































	KW			
GALANT III (E1_A) i				
2.0 GLS (E15A)	75	06.84 → 12.87	 PA-525AF	 PP-500AF
2.0 GLS (E15A)	66	06.86 → 12.87	 DI-517	 DP-506
2.0 Turbo ECi (E15A)	110	06.84 → 05.85		
2.4 GLS (E16A)	82	07.85 → 12.87		
1.8 Turbo-D (E14A)	60	06.84 → 12.87	 PA-525AF	 PP-500AF
			 DI-517	 GF-527AF
				 CS-538 Left/Sinistra
GALANT IV (E3_A) i				
1.8 Turbo-D (E34A)	55	11.88 → 10.92	 PA-525AF →12.89	 GF-527AF →12.89
			 PA-530AF 01.90→	 GF-586AF 01.90→
			 DI-517 →12.89	 CS-536 →12.89
			 DI-522 01.90→	 CS-539 01.90→
1.8 (E32A)	66	11.88 → 10.92	 PA-525AF →05.90	 GF-586AF
			 PA-530AF 06.90→	 CS-539
			 DI-517	
			 DI-522	
2.0 4x4 (E38A, E39A)	80	04.89 → 10.92	 PA-525AF	 PP-500AF
			 PA-530AF	 DP-508
			 DI-517 →05.90	
			 DI-522 06.90→	
2.0 GTI 16V (E33A)	107	11.88 → 10.92	 PA-530AF 06.90→	 PP-500AF
2.0 GTI 16V (E33A)	106	11.88 → 10.92	 DI-522 →06.90	 DP-508
2.0 (E33A)	80	04.89 → 10.92	 PA-525AF →05.90	 PP-500AF
			 DI-517 →05.90	 DP-508
2.0 GTI 16V 4x4 (E39A)	106	07.89 → 12.92	 PA-525AF	 PP-500AF
			 PA-599AF 06.90→	 DP-508
			 DI-517 →05.90	
			 DI-522 →06.90	
1.6	55	01.88 → 10.92	 PA-525AF	 CS-536
			 PA-527AF Imp. SUMITOMO	
			 DI-509	
GALANT IV Tre volumi/Saloon (E3_A) i				
1.8 (E32A)	66	11.87 → 10.92	 PA-525AF →05.90	 GF-586AF
1.8 (E32A)	63	11.87 → 08.90	 PA-530AF 06.90→	 CS-539
			 DI-517	
			 DI-522	
2.0 GTi 16V	107	11.88 → 10.92	 PA-530AF 06.90→	 PP-500AF
2.0 GTi 16V (E33A)	106	11.87 → 10.92	 DI-522 →06.90	 DP-508
2.0 GTI 16V 4x4 Cat.	110	09.91 → 10.92		
















































	KW			
GALANT IV Tre volumi/Saloon (E3_A) i				
2.0 GTi 16V 4x4	106	06.88 → 10.92	 PA-525AF →05.90  PA-599AF 06.90→  DI-517 →05.90  DI-522 →06.90	 PP-500AF  DP-508
1.8 Turbo-D (E34A)	55	12.87 → 10.92	 PA-525AF →12.89  PA-530AF 01.90→  DI-517 →12.89  DI-522 01.90→	 GF-527AF →12.89  GF-586AF 01.90→  CS-536 →12.89  CS-539 01.90→
2.0 (E33A)	80	11.87 → 10.92	 PA-525AF  DI-517	 PP-500AF  DP-508
2.0 4x4 (E38A)	80	12.88 → 10.92		
GALANT V (E5_A, E7_A, E8_A) i				
2.0 GLSTD (E57A)	66	11.92 → 08.96	 PA-530AF  DI-530	 PP-594AF  DP-510  TA-501
1.8 (E52A)	85	02.94 → 08.96	 PA-530AF  DI-530	 GF-586AF  TA-501  CS-569
1.8 GLSI (E52A)	93	11.92 → 08.96		
2.0 GLSI (E55A)	101	11.92 → 08.96	 PA-530AF  DI-530	 PP-594AF  DP-510
2.0 GLSI 4x4 (E75A)	101	11.92 → 08.96		
2.0 V6-24 (E54A)	110	11.92 → 08.96		
2.5 V6-24 4x4 (E88A)	125	11.92 → 08.96	 PA-599AF  DI-535	 PP-594AF
GALANT V Tre volumi/Saloon (E5_A, E7_A, E8_A) i				
2.0 GLSTD (E57A)	66	11.92 → 08.96	 PA-530AF  DI-530	 PP-594AF  DP-510  GF-586AF  TA-501
1.8 (E52A)	85	02.94 → 08.96	 PA-530AF  DI-530	 PP-594AF  DP-510  GF-586AF  TA-501  CS-569
1.8 GLSI (E52A)	93	11.92 → 08.96		
2.0 GLSI (E55A)	101	11.92 → 08.96	 PA-530AF  DI-530	 PP-594AF  DP-510
2.0 GLSI 4x4 (E75A)	101	11.92 → 08.96		
2.0 V6-24 (E54A)	110	11.92 → 08.96		
2.5 V6-24 4x4 (E88A)	125	11.92 → 08.96	 PA-599AF  DI-535	 PP-594AF
GALANT VI (EA_) i				
2.0 (EA2A)	100	09.96 → 09.00	 PA-501AF  DI-527  DI-535	 PP-594AF  DP-510 <p style="text-align: center;">Rim Size/Diam Cerchio:15</p>




























































	KW				
GALANT VI (EA_)					
2.5 V6 24V (EA5A)	120	09.96 → 09.00	 PA-530AF  DI-527  DI-530  DI-535	Rim Size/Diam Cerchio: 14 Rim Size/Diam Cerchio: 15	 PP-594AF  DP-510
2.0 TDI (EA6A)	66	09.96 → 10.04	 PA-530AF  DI-530  DI-535	Rim Size/Diam Cerchio: 14 Rim Size/Diam Cerchio: 15	 PP-594AF  DP-510  GF-586AF  TA-501  CS-569
2.4 GDI	110	02.99 → 09.00	 PA-501AF  DI-527  DI-530  DI-535	Rim Size/Diam Cerchio: 14 Rim Size/Diam Cerchio: 15	 PP-594AF  DP-510
2.0	98	09.00 → 10.04	 PA-501AF  DI-527	 PP-594AF  DP-510	
2.4 GDI	106	09.00 → 10.04			
2.5 V6 24V	118	09.00 → 10.04			
GALANT VI Station wagon (EA_)					
2.0 (EA2W)	100	09.96 → 09.00	 PA-530AF  DI-530  DI-535	Rim Size/Diam Cerchio: 14 Rim Size/Diam Cerchio: 15	 PP-594AF  DP-510
2.5 V6 24V (EA5W)	120	09.96 → 09.00	 PA-339AF  PA-530AF  DI-527  DI-530  DI-535	Rim Size/Diam Cerchio: 14 Rim Size/Diam Cerchio: 15	 PP-594AF  DP-510
2.0 TDI (EA6W)	66	09.96 → 10.03	 PA-530AF  DI-530  DI-535	Rim Size/Diam Cerchio: 14 Rim Size/Diam Cerchio: 15	 PP-594AF  GF-586AF  TA-501
2.4 GDI	110	02.99 → 09.00	 PA-501AF  DI-527  DI-530  DI-535	Rim Size/Diam Cerchio: 14 Rim Size/Diam Cerchio: 15	 PP-594AF
2.0	98	09.00 → 10.03	 PA-501AF  DI-527	 PP-594AF  DP-510	
2.4 GDI	106	09.00 → 10.03			
2.5 V6 24V	118	09.00 → 10.03			
GRANDIS					
2.0 DI-D	100	09.05 →	 PA-509AF  DI-542	 PP-505AF  DP-520	
2.4	121	04.04 →			
L 200					
2.5 DiD [RWD]	100	11.05 →	 PA-504AF  DI-534	 GF-510AF  TA-511	





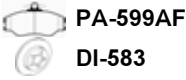

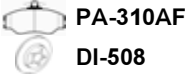

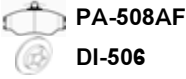
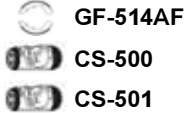
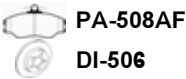

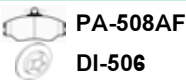

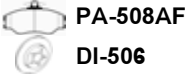

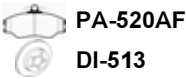
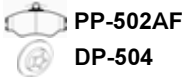
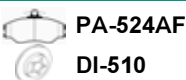



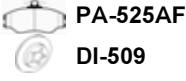

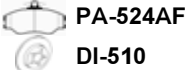

	KW				
L 200 (K__T)					
2.5 TD 4WD (K34T)	64	11.92 → 08.96	 PA-585AF  DI-520  DI-599	Imp. SUMITOMO  GF-501AF  TA-500  CS-537  CS-538	Right\Destra Left\Sinistra
2.5 D (K14T)	51	11.86 → 08.96	 PA-527AF  DI-589	Imp. SUMITOMO  GF-501AF  TA-500  CS-593  CS-594	Right\Destra Left\Sinistra
2.5 D 4WD (K24T)	51	12.87 → 05.93	 PA-527AF  DI-520	Imp. SUMITOMO Imp. SUMITOMO  GF-501AF  TA-500  TA-508  CS-537  CS-538	Right\Destra Left\Sinistra
2.0 (K62T)	90	06.96 →	 PA-515AF  DI-541	 GF-528AF  TA-500  CS-526  CS-528  CS-593  CS-594	02.00→ 02.00→
2.4 4x4 (K75T)	97	06.96 →	 PA-515AF  DI-599	 GF-583AF  TA-500  TA-508  CS-526  CS-528  CS-593  CS-594	02.97→ 02.00→ 02.00→ Right\Destra Left\Sinistra
2.5 D (K64T)	55	06.96 →	 PA-515AF  DI-541	 GF-583AF  TA-500  CS-526  CS-528  CS-593  CS-594	02.00→ 02.00→ Right\Destra Left\Sinistra
2.5 TD 4x4 (K74T)	73	06.96 →	 PA-585AF  DI-599	 GF-583AF  TA-500  TA-508  CS-526  CS-528  CS-593  CS-594	→01.97 02.97→ 02.00→ 02.00→ Right\Destra Left\Sinistra













































































	KW					
L 200 (K__T)						
2.6 4WD (K33T)	76	11.89 → 05.95	 PA-527AF  DI-520	Imp. SUMITOMO Imp. SUMITOMO	 GF-501AF  TA-500  TA-508  CS-593  CS-594	Right Destra Left Sinistra
2.5 TD 4WD (K74T) 2.5 TD 4x4	85 74	09.01 → 11.01 →	 PA-515AF  PA-582AF  DI-599	01.03→	 GF-583AF  TA-508  CS-526  CS-528  CS-593  CS-594	Right Destra Left Sinistra
2.5 TD 4WD	98	08.03 →	 PA-582AF  DI-599		 GF-583AF  TA-508  CS-526  CS-528  CS-594	
2.0 4G63		01.87 →	 PA-527AF  DI-520  DI-589	Imp. SUMITOMO All-wheel Drive4 ruote motrici Imp. SUMITOMO	 GF-501AF  TA-500  CS-501  CS-537  CS-538  CS-594	Right Destra Right Destra Left Sinistra Left Sinistra
1.6 K11 (AG32)		03.80 →			 CS-593  CS-594	Right Destra Left Sinistra
2.5 DI-D	100	11.05 →	 PA-504AF  DI-534		 GF-510AF  TA-511	
2.0	75	11.86 → 08.96	 PA-527AF	Imp. SUMITOMO	 GF-501AF  TA-500	
2.0 4x4	75	11.86 → 05.92	 PA-527AF  DI-520	Imp. SUMITOMO Imp. SUMITOMO	 GF-501AF  TA-508	
L 300 (L03_P)						
1.6 (L062P)	51	04.83 → 04.94	 PA-502AF  PA-506AF  DI-512	Imp. AKEBONO 11.86→ Imp. AKEBONO	 GF-501AF  TA-500  CS-534  CS-535	
2.5 D (L039P)	51	11.86 → 04.94	 PA-502AF  DI-512	Imp. AKEBONO Imp. AKEBONO	 GF-501AF  TA-500  CS-534  CS-535	Left Sinistra Right Destra





































































	KW					
L 300 (P1_T) i						
2.0 (P13T)	85	07.94 →	 PA-585AF  DI-583  DI-589	 GF-528AF  TA-500  CS-537  CS-538	Right/Destra Left/Sinistra	
2.5 D (P15T)	64	11.94 →	 PA-585AF  DI-520	Imp. SUMITOMO  GF-528AF  TA-500  CS-534  CS-535	Left/Sinistra Right/Destra	
L 300 Autobus (LO3_P/G, L0_2P) i						
1.6 (L032P, L062P)	48	09.81 → 10.86	 PA-502AF  PA-527AF  DI-512  DI-518	Imp. AKEBONO Imp. SUMITOMO Imp. AKEBONO SUMITOMO	 GF-501AF  TA-500  CS-534  CS-535	Left/Sinistra Right/Destra
1.6 (L032P, L062P)	51	11.84 → 02.87	 PA-502AF  PA-506AF  PA-527AF  DI-512  DI-518	Imp. AKEBONO →10.86 Imp. SUMITOMO Imp. AKEBONO SUMITOMO	 GF-501AF  TA-500  CS-534  CS-535	Left/Sinistra Right/Destra
1.8 4x4 (L035G)	60	08.84 → 02.87	 PA-502AF  PA-527AF  DI-501  DI-512  DI-518  DI-520	Imp. AKEBONO Imp. SUMITOMO 01.86→ Imp. AKEBONO →01.86 Imp. AKEBONO →01.86 SUMITOMO 01.86→ Imp. SUMITOMO	 GF-501AF  TA-500  CS-534  CS-535	Left/Sinistra Right/Destra
2.0 4x4 (L037G)	65	11.86 → 02.87	 PA-527AF  DI-520	Imp. SUMITOMO Imp. SUMITOMO	 GF-528AF  TA-500  CS-534  CS-535	Left/Sinistra Right/Destra
2.3 D (L038P)	50	04.83 → 10.86	 PA-502AF  DI-512  DI-518	Imp. AKEBONO Imp. AKEBONO	 GF-501AF  TA-500  CS-534  CS-535	Left/Sinistra Right/Destra
L 300 Autobus (P0_W, P1_W, P2_W) i						
1.6 (P02V, P12V)	51	11.86 →	 PA-502AF  PA-527AF  DI-501  DI-520	Imp. AKEBONO Imp. SUMITOMO Imp. AKEBONO Imp. SUMITOMO	 GF-501AF  TA-500  CS-534  CS-535	Left/Sinistra Right/Destra


































































	KW				
L 300 Autobus (P0_W, P1_W, P2_W)					
2.0 4WD (P23V, P23W)	65	12.86 →	 PA-527AF  DI-520	Imp. SUMITOMO Imp. SUMITOMO	
2.0 4WD (P23W)	66	11.86 →		 GF-528AF  TA-500  CS-534  CS-535	Left\Sinistra Right\Destra
2.0 (P03W)	64	11.86 →	 PA-527AF  DI-518	Imp. SUMITOMO	
2.4 4WD (P24W, P24V)	80	11.86 → 12.90	 PA-527AF  DI-520	Imp. SUMITOMO Imp. SUMITOMO	
2.4 4WD (P24W, P24V)	82	11.90 →		 GF-528AF  TA-500  CS-534  CS-535	Right\Destra
2.5 D (P05W, P05V, P15V)	51	11.86 →	 PA-527AF  DI-520  DI-589	Imp. SUMITOMO Imp. SUMITOMO	
2.5 TD 4WD (P25W, P25V)	64	11.88 →	 PA-527AF  DI-520	Imp. SUMITOMO Imp. SUMITOMO	
2.0 (P03W, P03V, P13V)	66	11.86 →	 PA-527AF  DI-518	Imp. SUMITOMO	
2.4 (P04W, P14V, P04V)	82	11.90 →		 GF-501AF  TA-500  CS-534  CS-535	Left\Sinistra Right\Destra
2.0 (P00W)	83	07.96 →	 PA-585AF  DI-518  DI-589		
				 GF-528AF  TA-500  CS-537  CS-538	Right\Destra Left\Sinistra
L 300 Furgonato/Box (L03_P)					
1.6 (L032P, L062P)	48	05.80 → 10.86	 PA-502AF  PA-527AF  DI-512  DI-518	Imp. AKEBONO Imp. SUMITOMO Imp. AKEBONO SUMITOMO	
2.3 D (L038P, L068P)	50	09.83 → 10.86	 PA-502AF  DI-512  DI-518	Imp. AKEBONO Imp. AKEBONO	
				 GF-501AF  TA-500  CS-534  CS-535	Left\Sinistra Right\Destra




























































	KW					
L 300 Furgonato/Box (P0_W, P1_W) i						
1.6 (P12V, P02V)	51	11.86 → 05.94	 PA-527AF  DI-589	Imp. SUMITOMO  GF-501AF  TA-500  CS-534  CS-535	Left\Sinistra Right\Destra	
2.5 D (P05V, P05W, P15V)	51	11.86 →	 PA-527AF  DI-520  DI-589	Imp. SUMITOMO Imp. SUMITOMO	 GF-528AF  TA-500  CS-534  CS-535	Left\Sinistra Right\Destra
2.0 (P03V, P13V)	64	11.86 →	 PA-527AF  DI-518	Imp. SUMITOMO	 GF-501AF  TA-500  CS-534  CS-535	Left\Sinistra Right\Destra
1.4 G33B		04.86 →			 CS-508  CS-509	Right\Destra Left\Sinistra
2.4	82	11.86 → 08.97	 PA-527AF  DI-518	Imp. SUMITOMO	 GF-501AF	
L 400 Autobus (PAOV) i						
2500 TD	64	06.96 →	 PA-585AF  PA-599AF  DI-583		 PP-599AF  DP-598  GF-583AF  CS-537  CS-593	PB5V
L 400 Furgonato/Box (PAOV) i						
2500 TD	64	09.96 →	 PA-585AF  PA-599AF  DI-583		 PP-599AF  DP-598  GF-583AF  CS-537  CS-593	PB5V
2500 TD 4x4	64	09.96 →	 PA-585AF  PA-599AF  DI-583		 PP-599AF  DP-598  GF-583AF  TA-508  CS-537  CS-593	PB5V
2.0	85	06.96 → 03.01	 PA-585AF  DI-583		 GF-528AF  TA-500  CS-537  CS-593	PB3V




















































	KW			
L 400 Furgonato/Box (PAOV) <i>i</i> <i>i</i>				
2.4 16V i	97	01.95 → 10.98	 PA-599AF DI-583	 GF-528AF TA-500 CS-537 CS-593 PB4V
LANCER F II (A17_) <i>i</i> <i>i</i>				
1.2 GLX (A171)	40	03.83 → 01.84	 PA-310AF DI-508	 GF-508AF TA-505 CS-531
1.4 GLX (A172)	51	03.83 → 01.84		
1.4 Turbo	77	03.83 → 01.84		
LANCER I (A17_) <i>i</i> <i>i</i>				
1.2 (A171)	40	01.80 → 12.81	 PA-508AF DI-506	 GF-514AF CS-500 CS-501 Right/Destra Left/Sinistra
1.4 GLX (A172)	50	09.79 → 02.83	 PA-508AF DI-506	 GF-504AF CS-502 CS-503 Right/Destra Left/Sinistra
1.6 (A174)	60	09.79 → 02.83	 PA-508AF DI-506	 PP-501AF DP-502 GF-502AF CS-500 CS-501 Right/Destra Left/Sinistra
1.6 (A174)	62	01.81 → 02.83	 PA-508AF DI-506	 PP-501AF DP-502 GF-502AF
2.0 Turbo ECi (A176)	125	03.81 → 02.83	 PA-520AF DI-513	 PP-502AF DP-504
LANCER III (C1_A, C6_A) <i>i</i> <i>i</i>				
1.2 (C65A)	44	08.86 → 04.88	 PA-524AF DI-510	 GF-526AF TA-505 CS-532
1.2 GL (C15AS)	40	01.84 → 10.86		
1.5 GLX (C12AS)	51	06.85 → 04.88		
1.5 GLX (C12AS)	55	11.83 → 04.88		
1.8 Diesel (C14AS)	43	01.84 → 09.86	 PA-524AF PA-525AF DI-509	 GF-526AF TA-505 CS-579
1.8 Diesel (C14AS)	44	09.86 → 04.88	 PA-525AF DI-509	 GF-527AF TA-505 CS-533
LANCER III Station Wagon (C1_V, C3_V) <i>i</i> <i>i</i>				
1.5 (C12V)	55	09.85 → 12.87	 PA-524AF DI-510	 GF-526AF CS-532
1.5 (C12V)	51	09.85 → 08.89		
























































	KW			
LANCER III Station Wagon (C1_V, C3_V)				
1.8 4x4 (C37V)	66	01.87 → 12.87	 PA-525AF	 GF-514AF
1.8 4x4 (C37V)	61	01.87 → 08.89	 DI-509	 CS-500
1.8 D (C14V)	43	09.85 → 09.86	 PA-524AF	 GF-526AF
			 PA-525AF	 CS-579
			 DI-509	
1.8 D (C14V)	44	08.86 → 06.92	 PA-525AF	 GF-526AF
			 PA-528AF	 GF-527AF
			 DI-509	 CS-533
			 DI-524	 CS-579
			→12.89	01.90→
			01.90→	→12.89
			→12.89	→12.89
			01.90→	01.90→
1.5 (C12V)	61	09.88 → 12.90	 PA-524AF	 GF-526AF
			 DI-510	 CS-533
1.5 12V (C12V)	66	09.90 → 12.91	 PA-528AF	 GF-587AF
			 DI-509	 CS-532
			 DI-593	
1.8 4x4 (C37V)	63	03.89 → 12.90	 PA-525AF	 GF-514AF
			 DI-509	 CS-533
1.8 4x4 (C37V)	69	08.90 → 06.92	 PA-528AF	 GF-514AF
			 DI-509	 CS-500
LANCER IV (C6_A, C7_A)				
1.8 D (C64A)	44	04.88 → 05.92	 PA-525AF	 GF-526AF
			 PA-528AF	 GF-527AF
			 DI-509	 TA-505
			 DI-524	 CS-533
			→12.89	→12.89
			01.90→	→12.89
			→12.89	→12.89
			01.90→	01.90→
1.3 12V (C61A)	55	06.92 → 05.94	 PA-528AF	 GF-587AF
			 DI-524	 TA-505
			 DI-593	 CS-579
1.5 12V (C62A)	66	05.89 → 05.92	 PA-528AF	 GF-587AF
			 DI-509	 TA-505
			 DI-593	 CS-532
1.6 16V (C66A)	83	06.92 → 05.94	 PA-528AF	 PP-504AF
			 DI-524	 DP-514
			 DI-525	 GF-586AF
				 GF-587AF
				 TA-505
				 CS-539
1.8 4x4 (C77A)	71	09.89 → 06.92	 PA-528AF	 GF-527AF
			 DI-524	 TA-505
				 CS-579
1.8 GTi 16V (C69A)	103	06.92 → 12.93	 PA-530AF	 PP-504AF
			 DI-533	 DP-514
































































	KW			
LANCER IV (C6_A, C7_A) i				
1.8 GTi 16V (C68A)	100	11.89 → 05.92	 PA-530AF  DI-524	 PP-500AF  DP-508
1.5	62	06.88 → 05.92	 PA-524AF →05.90  PA-528AF 06.90→  DI-509 →05.90  DI-510 →05.90  DI-593 →06.90	 GF-526AF →05.90  GF-587AF 06.90→  TA-505  CS-532 06.90→  CS-533 →05.90
LANCER IV Tre volumi/Saloon (C6_A) i				
1.3 (C61A)	44	04.88 → 05.92	 PA-524AF →05.90  PA-525AF →05.90  PA-528AF 06.90→  DI-510 →05.90  DI-524 06.90→  DI-593 06.90→	 GF-526AF →05.90  GF-587AF 06.90→  TA-505  CS-532 →05.90  CS-579 06.90→
1.3 (C61A)	51	08.88 → 05.92		
1.8 GLX Diesel (C64A)	44	04.88 → 05.92	 PA-525AF →12.89  PA-528AF 01.90→  DI-509 →12.89  DI-524 01.90→	 GF-526AF 01.90→  GF-527AF →12.89  TA-505  CS-533 →12.89  CS-579 01.90→
1.3 12V (C61A)	55	01.91 → 06.92	 PA-528AF  DI-524  DI-593	 GF-587AF  TA-505  CS-579
1.5 (C62A)	62	04.88 → 05.92	 PA-524AF →05.90  PA-528AF 06.90→  DI-509 06.90→  DI-510 →05.90  DI-593 06.90→	 GF-526AF →05.90  GF-587AF 06.90→  TA-505  CS-532 06.90→  CS-533 →05.90
1.5 12V (C62A)	66	05.89 → 05.92	 PA-528AF  DI-509  DI-593	 GF-587AF  TA-505  CS-532
1.3 GL	50	05.88 → 06.90	 PA-524AF  DI-509  DI-510	 GF-526AF
LANCER SPORTBACK i				
1.5	80	06.08 →	 PA-501AF  DI-543	 PP-508AF  DP-517
1.8	105	06.08 →		
2.0 DI-D	103	06.08 →		



































	KW			
LANCER Station wagon <i>i</i> <i>i</i>				
1.6	72	09.03 →	 PA-501AF  PA-503AF  DI-527	 PP-508AF  DP-510  DP-521  GF-507AF Parking Brake\Freno staz.
2.0	99	09.03 →	 PA-501AF  DI-537	 PP-508AF  DP-521  GF-507AF Parking Brake\Freno staz.
LANCER Tre volumi/Saloon <i>i</i> <i>i</i>				
1.3	60	09.03 →	 PA-501AF  DI-527	 PP-508AF  DP-510  GF-507AF Parking Brake\Freno staz.
1.6	72	09.03 →	 PA-501AF  PA-503AF  DI-527	 PP-508AF  DP-510  DP-521  GF-507AF Parking Brake\Freno staz.
2.0	99	12.03 →	 PA-501AF  DI-537	 PP-508AF  DP-521  GF-507AF Parking Brake\Freno staz.
1.5	80	06.08 →	 PA-501AF	 PP-508AF
2.0 DI-D	103	01.08 →	 DI-543	 DP-517
2.0 EVO	217	06.08 →	 PA-599AF  DI-526	 PP-505AF  DP-501
LANCER V (CB/D_A) <i>i</i> <i>i</i>				
2.0 Diesel (CB8A)	50	06.92 →	 PA-528AF  DI-532	 DP-514  GF-586AF  TA-502  TA-507  CS-539 NO ABS →04.96
1.3 (CB1A)	55	06.92 →	 PA-528AF  DI-532  DI-538	 PP-504AF  DP-514  GF-587AF  CS-579
1.6 16V (CB4A)	83	06.92 →	 PA-528AF  DI-524  DI-525	 PP-504AF  DP-514  GF-586AF  GF-587AF  TA-502  TA-507  CS-539 NO ABS →04.96


































































	KW				
LANCER V (CB/D_A) i					
1.6	66	02.94 →	 PA-528AF  DI-532	 PP-504AF  GF-586AF  TA-502  TA-507  CS-539	NO ABS →04.96
1.6 16V 4WD (CD4A)	83	06.92 →	 PA-528AF  DI-532	 PP-504AF  GF-586AF  TA-501  CS-539	
1.8 16V (CB5A)	103	06.92 → 12.93	 PA-530AF	 PP-504AF	
LANCER V Station Wagon (CB_W, CD_W) i					
1.6 16V (CB4W)	83	12.92 → 10.03	 PA-528AF  DI-524  DI-525  DI-532	 PP-504AF  DP-514  GF-586AF  GF-587AF  TA-502  TA-507  CS-539	NO ABS →09.96
2.0 D (CB8W)	50	12.92 → 10.03	 PA-528AF  DI-532	 GF-586AF  TA-502  TA-507  CS-539	NO ABS →04.96
1.6 16V 4WD (CD4W)	83	12.92 → 10.03	 PA-528AF  DI-532	 PP-504AF	
LANCER VI (CK/P_A) i					
1.3 12V (CK1A)	55	12.95 → 08.03	 PA-528AF  DI-532	 GF-586AF  TA-507  CS-539	05.96→ →07.01
1.5 16V (CK2A)	69	12.95 → 08.03	 PA-528AF  DI-532		
1.6 16V (CK4A)	66	12.95 → 08.03	 PA-528AF  DI-532	 GF-587AF  TA-507  CS-539	05.96→ →07.01
2.0 16V EVO VI / VII (CP9A)	206	01.99 → 08.03	 PA-510AF  DI-544	 PP-506AF  DP-523	
2.0 16V EVO VIII	195	03.04 →	 PA-599AF  DI-544	 PP-508AF  DP-521	































































	KW			
LANCER VI (CK/P_A) <i>i</i> <i>i</i>				
2.0 16V EVO IX	206	01.06 →	 PA-599AF  DI-537	 PP-508AF  DP-521
OUTLANDER <i>i</i> <i>i</i>				
2.0	100	05.03 →	 PA-599AF  DI-526	 PP-508AF  DP-503
2.0 4WD	177	05.03 →		
2.0 4WD	100	05.03 →		
2.0 4WD	93	05.03 →		
2.0 Turbo 4WD	148	04.04 →		
2.4 4WD	102	05.03 →		
2.4 4WD	119	05.03 →		
2.4 4WD	118	11.03 →		
2.0 DI-D	103	02.07 →	 PA-599AF  DI-526	 PP-505AF  DP-501  GF-515AF Parking Brake\Freno staz.
2.2 DI-D	115	08.07 →	 PA-599AF  DI-526	 PP-505AF  DP-501  GF-515AF Parking Brake\Freno staz.
2.4 Mivec	125	09.07 →		
2.4	125	11.06 →		 GF-515AF Parking Brake\Freno staz.
PAJERO CLASSIC (V2_W) <i>i</i> <i>i</i>				
2.5 TD	85	07.02 →	 PA-599AF  DI-505	 PP-592AF  DP-598  GF-501AF  GF-513AF Parking Brake\Freno staz.
3.2 DI-D	118	05.05 →	 PA-509AF  DI-516	 PP-505AF  GF-501AF  GF-513AF →08.06 Parking Brake\Freno staz.
PAJERO I (L04_G, L14_G) <i>i</i> <i>i</i>				
2.5 TD (L044G, L049G)	64	01.90 → 12.91	 PA-527AF  DI-520	 GF-501AF  TA-500  CS-537 Right\Destra  CS-538 Left\Sinistra
2.5 TD (L044G, L049G)	70	11.89 → 11.90		
3.0 V6 (L141G, L146G)	104	11.88 → 11.90	 PA-527AF  DI-520  DI-521	 GF-501AF  TA-500  CS-537 Right\Destra  CS-538 Left\Sinistra
2.0 4WD		01.82 →	 PA-502AF  DI-520	 GF-501AF  TA-500
































































	KW				
PAJERO I aperto\Open Off-Road (L04_G)					
2.5 TD (L044G, L049G) 2.6 (L042G, L047G)	62 76	05.86 → 10.89 01.83 → 11.90	 PA-502AF →05.87 Imp. AKEBONO  PA-527AF 06.87→ Imp. SUMITOMO  DI-501 →05.87 Imp. AKEBONO  DI-520 Imp. SUMITOMO  DI-521 06.87→ Imp. SUMITOMO	 GF-501AF  TA-500  CS-534  CS-535	Left\Sinistra Right\Destra
2.3 TD (L043G, L048G)	62	12.82 → 04.86	 PA-502AF Imp. AKEBONO  DI-501 Imp. AKEBONO  DI-514	 GF-501AF  TA-500  CS-534  CS-535	Left\Sinistra Right\Destra
2.5 TD (L044G, L049G)	70	11.89 → 11.90	 PA-527AF Imp. SUMITOMO  DI-520 Imp. SUMITOMO	 GF-501AF  TA-500  CS-537  CS-538	Right\Destra Left\Sinistra
PAJERO II (V2_W, V4_W)					
2.4 2.5 TD (V24C, V24W) 2.8 TD (V46W)	82 73 92	04.91 → 04.00 12.90 → 04.00 06.94 → 04.00	 PA-599AF  DI-599	 PP-599AF  DP-598  GF-501AF  TA-500	
3.0 V6 (V23W, V43W, V23C)	110	12.90 → 12.95	 PA-599AF  DI-599	 PP-599AF  DP-598  GF-501AF  TA-500  CS-537  CS-538	Right\Destra Left\Sinistra
3.5 V6 24V (V25W, V45W)	153	06.94 → 04.00	 PA-599AF  DI-539	 PP-599AF  DP-598	
3.0 V6 24V 3.0 V6 24V	133 130	06.94 → 05.97 06.97 → 04.00	 PA-599AF  DI-599	 PP-599AF  DP-598  GF-501AF  TA-500	
3.5 V6 24V	143	07.97 → 04.00	 PA-599AF 11.98→  DI-539  DI-599 11.98→	 PP-599AF 11.98→  DP-598 11.98→	11.98→ 11.98→

	KW			
PAJERO II aperto\Open Off-Road (V2_W, V4_W) i				
2.4	82	04.91 → 04.00	 PA-599AF	 PP-599AF
2.5 TD (V24C, V24W)	73	12.90 → 04.00	 DI-599	 DP-598  GF-501AF  TA-500
3.0 V6 (V23W, v43W, V23C)	110	12.90 → 12.95	 PA-599AF  DI-599	 PP-599AF  DP-598  GF-501AF  TA-500  CS-537 Right\Destra  CS-538 Left\Sinistra
3.0 V6 24V	133	06.94 → 04.00	 PA-599AF  DI-599	 PP-599AF  DP-598
1.8 GDI	96	06.98 → 04.00	 PA-599AF  DI-599	 PP-599AF  DP-598  GF-505AF  TA-510
PAJERO III (V60) i				
3.2 DI-D (V68W, V78W)	121	04.00 → 10.01	 PA-509AF	 PP-505AF
3.2 DI-D (V68W, V78W)	118	10.01 →	 DI-516	 DP-515
3.5 V6 GDI (V65W, V75W)	149	04.00 →		 GF-513AF Parking Brake\Freno staz.
2.5 TDi (V64W, V74W)	85	09.01 →	 PA-509AF	 PP-505AF
			 DI-516	 DP-598
				 GF-513AF Parking Brake\Freno staz.
2.5 TDi (V64W, V74W)	73	04.00 →	 PA-509AF	 PP-599AF
			 DI-516	 DP-515
				 GF-513AF Parking Brake\Freno staz.
PAJERO IV (V80) i				
3.2 DI-D (V88W, V98W)	118	02.07 →	 PA-205AF	 PP-210AF
3.2 DI-D (V88W, V98W)	125	02.07 →	 PA-509AF	 PP-505AF
			 DI-516	 DP-515
			 DI-536	 DP-516
3.8 V6 (V87W, V97W)	184	02.07 →	 PA-205AF	 PP-210AF
			 PA-509AF	 PP-505AF
			 DI-516	 DP-515
				 DP-516
PAJERO PININ (H6_W, H7_W) i				
1.8 GDI (H66W)	88	10.99 →	 PA-505AF	 PP-594AF
2.0 GDI (H67W, H77W)	95	10.00 →	 DI-507	 DP-503
				 GF-505AF






















	KW			
PAJERO PININ (H6_W, H7_W) <i>i</i> <i>i</i>				
1.8	84	11.01 →	 PA-505AF  DI-507	 PP-594AF  DP-503  GF-505AF  TA-510
PAJERO SPORT (K90) <i>i</i> <i>i</i>				
3.0 V6	130	11.98 →	 PA-599AF  DI-505	 PP-592AF  DP-598  GF-583AF  TA-508  CS-593  CS-594
2.5 TD	73	11.98 →	 PA-585AF  PA-599AF  DI-505  DI-599	 PP-592AF  PP-599AF  DP-598  GF-503AF
2.5 TD	85	07.02 →	 PA-599AF  DI-505	 PP-592AF  DP-598
2.5 TD	98	08.03 →		
3.0 V6	123	03.03 →	 PA-585AF  PA-599AF  DI-505	 PP-592AF  DP-598  TA-508
3.0 V6	125	06.00 →		
SANTAMO <i>i</i> <i>i</i>				
2.0 16V	102	05.99 →	 PA-530AF  DI-522	 PP-594AF  DP-510
2.0 16V 4x4	102	05.99 →		
SAPORO I (A12_) <i>i</i> <i>i</i>				
1.6 SL, GL (A121)	55	04.78 → 07.80	 PA-210AF  DI-500	 GF-502AF  CS-502  CS-503
2.0 (A123)	79	01.79 → 07.80	 PA-502AF  DI-502	 PP-502AF  DP-500  GF-502AF  CS-502  CS-503
2.0 (A123)	72	04.78 → 07.80		
2.0 (A123)	66	04.78 → 07.80		
SAPORO II (A16_A) <i>i</i> <i>i</i>				
1.6 GLX (A161A)	55	08.80 → 09.84	 PA-508AF  DI-506	 GF-504AF  CS-500  CS-501




































	KW					
SAPPORO II (A16_A) <i>i</i> <i>i</i>						
2.0 GSL (A164A)	75	08.80 → 08.83	 PA-502AF  DI-502	Imp. AKEBONO	 PP-502AF  DP-500  GF-504AF  CS-500  CS-501	Right\Destra Left\Sinistra
2.0 GSR (A164A)	82	08.80 → 09.84	 PA-502AF  DI-513	Imp. AKEBONO	 PP-502AF  DP-500  GF-504AF  CS-500  CS-501	Right\Destra Left\Sinistra
2.0 Turbo ECi (A164)	125	08.82 → 08.83	 PA-502AF  DI-513	Imp. AKEBONO	 PP-502AF  DP-504	
SAPPORO III (E16A) <i>i</i> <i>i</i>						
2.4 (E16A)	91	06.87 → 08.90	 PA-529AF  DI-522		 PP-594AF  DP-599	
SIGMA (F16A) <i>i</i> <i>i</i>						
3.0 V6 (F16A)	151	12.90 → 07.96	 PA-599AF  DI-529		 PP-594AF  DP-513	
3.0 V6 (F16A)	130	12.90 → 07.96				
SIGMA Station Wagon (F07W) <i>i</i> <i>i</i>						
3.0 (V6)	125	01.93 → 07.96	 PA-599AF  DI-529		 PP-599AF  DP-595	
SPACE GEAR (PA/B/D_V/W) <i>i</i> <i>i</i>						
2.0 16V (PA3V/W, PB3V)	85	05.95 → 05.00	 PA-585AF  DI-583		 GF-501AF  CS-593	
2.0 16V (PA3V/W, PB3V)	83	08.96 → 05.00				
2.4 i (PA4W)	97	05.95 → 05.00	 PA-585AF  PA-599AF  DI-583		 PP-599AF  DP-598  GF-501AF  CS-537	
2.4 i 4x4 (PD4V/W)	97	05.95 → 05.00	 PA-585AF  PA-599AF  DI-583		 PP-599AF  DP-598  GF-501AF	
2.5 TD (PA5V/W, PB5V)	73	05.95 → 05.00	 PA-585AF		 PP-599AF	
2.5 TD (PA5V/W, PB5V)	64	05.95 → 05.00	 PA-599AF  DI-583		 DP-598  GF-501AF  CS-537  CS-593	
2.5 TD 4x4 (PD5V/W)	73	05.95 → 05.00	 PA-585AF  PA-599AF  DI-583		 PP-599AF  DP-598  GF-501AF	



















































	KW			
SPACE RUNNER (N1_W, N2_W)				
1.8 (N11W)	90	10.91 → 08.99	 PA-529AF	 PP-594AF
1.8 4x4 (N21W)	90	10.91 → 08.99	 PA-530AF	 DP-510
			 DI-522	 GF-586AF
			 DI-530	 TA-509
			NO ABS	 CS-596
			con/with ABS	Made in USA
2.0 TD (N18W)	60	10.92 → 08.99	 PA-530AF	 PP-594AF
			 DI-522	 DP-510
				 GF-586AF
				 TA-509
1.8 (N11W)	85	06.96 → 08.99	 DI-522	 PP-594AF
			 DI-530	 DP-510
			NO ABS	 GF-586AF
			con/with ABS	 TA-509
1.8 4x4 (N21W)	85	06.96 → 08.99	 PA-529AF	 PP-594AF
			 PA-530AF	 DP-510
			 DI-522	 GF-586AF
			 DI-530	
			NO ABS	
			con/with ABS	
2.0 16V	98	06.97 → 08.99	 PA-530AF	 PP-594AF
			 DI-530	 DP-510
				 TA-509
SPACE RUNNER (N50)				
2.0	100	08.99 →	 PA-599AF	 PP-594AF
2.4 GDI	110	08.99 →	 DI-537	 DP-521
SPACE STAR (DG0)				
1.3 16V	63	06.98 →	 PA-593AF	 GF-500AF
1.3 16V	60	09.00 →	 DI-522	 TA-502
1.3 16V	61	12.98 →		 CS-514
				01.99→
				01.99→
				NO ABS
1.6 16V	72	01.01 →	 PA-593AF	 PP-507AF
1.8 GDI	90	06.98 →	 DI-522	 DP-511
1.8 GDI	87	06.98 →		 GF-500AF
1.8 GDI	82	10.02 →		 TA-502
1.9 DI-D	75	02.01 →		 CS-514
1.9 DI-D	85	10.02 →		
				Imp. LUCAS
				NO ABS
SPACE WAGON (D0_VW)				
1.8 GLX (D05V, D05W)	66	01.84 → 12.88	 PA-525AF	 GF-527AF
1.8 TD (D09W)	55	06.86 → 04.91	 DI-509	 CS-533
2.0 GLX (D04W)	62	06.86 → 05.88	 PA-525AF	 GF-527AF
2.0 GLXi (D04W)	74	06.88 → 04.91	 DI-509	 CS-533
			 DI-517	


































































	KW			
SPACE WAGON (D0_V/W)				
2.0 4x4 (D08W)	75	03.85 → 04.91	 PA-525AF	 GF-529AF
2.0 GLX 4x4 (D08W)	62	06.86 → 05.88	 DI-509	 CS-533
2.0 GLXi 4x4 (D08W)	74	06.88 → 04.91	 DI-517	
1.8 4x4 (D05V, D05W)	66	10.87 → 08.88	 PA-525AF	 GF-529AF
			 DI-509	
SPACE WAGON (N3_W, N4_W)				
1.8 TD (N35W)	55	10.91 → 10.98	 PA-530AF	 PP-594AF
2.0 TD (N38W)	60	10.92 → 10.98	 DI-522	 DP-510
2.4 i (N34W)	85	10.91 → 05.96		 GF-527AF
				 CS-532
1.8 (N31W)	90	10.91 → 10.98	 PA-530AF	 PP-594AF
1.8 4x4 (N41W)	90	10.91 → 10.98	 DI-522	 DP-510
			→12.92	 GF-527AF
			01.93→	 CS-532
2.0 (N33W)	98	10.92 → 10.98	 PA-528AF	 PP-594AF
			 PA-530AF	 DP-510
			 DI-530	 GF-527AF
				 CS-532
2.0 4x4 (N43W)	98	10.92 → 10.98	 PA-530AF	 PP-594AF
			 DI-530	 DP-510
				 GF-529AF
2.4 i AWD (N34W)	85	10.91 → 05.96	 PA-530AF	 PP-594AF
2.4 i	102	10.92 → 10.98	 PA-530AF	 PP-594AF
			 DI-522	 DP-510
				 GF-588AF
SPACE WAGON (N5_W)				
2.4 GDI	110	10.98 →	 PA-599AF	 PP-510AF
			 DI-529	 DP-523
				 GF-505AF
				 TA-510
2.4 GDI 4x4	110	10.98 →	 PA-599AF	 DP-523
			 DI-529	
2.0 GDI	98	04.02 →	 PA-599AF	 PP-510AF
2.4 GDI	108	09.00 →	 DI-529	 DP-523
2.4 GDI 4x4	108	09.00 →		 GF-507AF
				Parking Brake\Freno staz.
STARION (A18_A)				
2.0 Turbo ECi (A183A)	132	05.85 → 08.87	 PA-520AF	 PP-502AF
2.0 Turbo ECi (A183A)	125	06.82 → 12.85	 DI-513	 DP-504
			 DI-515	 DP-505
				Imp. SUMITOMO



























































	KW			
STARION (A18_A) i				
2.6 Turbo ECI (A187A)	114	09.87 → 06.90		 Imp. SUMITOMO
TREDIA (A21_) i				
1.4 GLX (A211)	51	10.82 → 08.85		
GLS 1.6 (A212)	55	09.82 → 10.87		
1.6 Turbo (A212)	85	09.82 → 07.84		
1.6 Turbo (A212)	84	09.82 → 05.85		
1.8 GLS (A215)	66	08.84 → 07.86		
1.8 Turbo	100	08.84 → 07.86		
































































	KW					
Canter						
Canter 35	92	09.01 →	 PA-507AF	Imp. SUMITOMO	 CS-588	
Canter 55	92	09.01 →	 PA-514AF			
Canter 75	115	01.94 → 12.97	 PA-586AF	Imp. SUMITOMO		
Canter 35	85	07.98 →	 PA-507AF	Imp. SUMITOMO	 CS-588	
Canter 35	69	08.96 → 12.99	 PA-514AF			
Canter 75	100	10.97 →				
Canter 60	105	09.01 →	 PA-514AF		 CS-588	
Canter 75	105	09.01 →				
Canter 60	86	07.86 →	 PA-514AF		 CD-580	
Canter 60	86	07.86 →	 PA-586AF	Imp. SUMITOMO	 CD-581	
Canter 60	100	08.96 →	 PA-514AF		 GF-517AF	NO ABS
Canter 60	100	08.96 →	 PA-586AF	Imp. SUMITOMO	 CS-588	





























































	KW				
100 NX (B13) i i					
1.6 1.6 SR	66 75	03.90 → 10.94 09.93 → 10.94	 PA-149AF  DI-139	 PP-127AF  DP-130  GF-142AF  TA-106  CS-191	Imp. BENDIX NO ABS
2.0 GTI	105	03.91 → 10.94	 PA-197AF  DI-185	Imp. SUMITOMO  PP-127AF  DP-126  CS-191	Imp. BENDIX Imp. BENDIX
2.0	110	10.90 → 10.94	 PA-197AF  DI-185	Imp. SUMITOMO  PP-127AF  DP-126	Imp. BENDIX Imp. BENDIX
200 SX (S13) i i					
1.8 Turbo	124	07.88 → 11.93	 PA-142AF 09.89→ →08.91  PA-143AF 09.91→  DI-015  DI-108 09.91→  DI-196 09.91→	 PP-124AF  PP-196AF 09.91→  DP-121  CS-150	
2.0 i 16V	103	07.88 → 11.93	 PA-142AF 09.89→ →08.91  PA-143AF 09.91→  DI-151	 CS-150	
200 SX (S14) i i					
2.0 i 16V Turbo	147	10.93 → 12.99	 PA-147AF  DI-194	 PP-196AF  DP-123  CS-150	
2.0 i 16V	118	10.93 → 12.99	 PA-188AF  DI-194	 PP-122AF  CS-150	
2.4 i	115	10.93 →	 PA-188AF		
280 ZX,ZXT (HGS130) i i					
2.8	103	10.78 → 06.83	 PA-116AF  DI-112	 PP-120AF  PP-121AF  DP-111	
2.8	147	01.83 → 02.84	 PA-116AF	 PP-121AF	
2.8	108	02.80 → 09.82	 DI-112	 DP-111	
2.8	110	01.82 → 02.84	 PA-134AF  DI-112	 PP-121AF  DP-115	





























































	KW			
300 ZX (Z31) i				
3.0	125	01.84 → 12.87	 PA-195AF  DI-137	 PP-121AF  DP-112 →02.87  DP-113  DP-117
3.0 Turbo	149	05.87 → 10.90	 PA-140AF  DI-137  DI-149	 PP-121AF  DP-113  DP-117
3.0 Turbo	168	04.84 → 10.90	 PA-195AF  DI-137  DI-153	 PP-194AF  DP-113  DP-117
300 ZX (Z32) i				
3.0 Twin Turbo	197	05.90 → 09.95	 PA-147AF	 PP-129AF
3.0 Twin Turbo	208	05.90 → 09.95	 DI-194	 DP-199
350 Z i				
3.5	221	04.06 →	 PA-113AF	 PP-119AF
3.5	221	04.06 →		
3.5	230	09.05 →		
3.5	206	10.03 →		
350 Z Roadster i				
3.5	206	03.05 →	 PA-113AF	 PP-119AF
370 Z i				
3.7	243	06.09 →	 PA-146AF	
ALMERA I (N15) i				
1.4	64	09.95 → 07.00	 PA-191AF	 PP-196AF
1.4 GX,LX	55	09.95 → 07.00	 DI-111 07.97→ con/with ABS  DI-135 02.98→ NO ABS  DI-136 →01.98 NO ABS	 DP-126 Imp. BENDIX  DP-130  GF-142AF  TA-106  CS-107
1.6	73	09.95 → 07.00	 PA-191AF	 PP-196AF
1.6 SLX	66	09.95 → 07.00	 DI-111 07.97→ con/with ABS  DI-135 02.98→ NO ABS	 DP-126 Imp. BENDIX  DP-130  GF-142AF  TA-106  CS-107
2.0 D	55	11.95 → 07.00		


























































	KW			
ALMERA I Hatchback (N15)				
1.4 1.4 S,GX,LX	64 55	09.95 → 03.00 09.95 → 03.00	 PA-191AF  DI-111 07.97→ con/with ABS  DI-135 02.98→ NO ABS  DI-136 →01.98 NO ABS	 PP-196AF  DP-126 Imp. BENDIX  DP-130  GF-142AF  TA-106  CS-107
1.6 1.6 SR,SLX 2.0 D	73 66 55	09.95 → 03.00 09.95 → 03.00 11.95 → 03.00	 PA-191AF  DI-111 07.97→ con/with ABS  DI-135 02.98→ NO ABS	 PP-196AF  DP-126 Imp. BENDIX  DP-130  GF-142AF  TA-106  CS-107
2.0 GTi	105	07.96 → 03.00	 PA-191AF  PA-197AF Imp. SUMITOMO  DI-135 02.98→ NO ABS  DI-185	 PP-127AF Imp. BENDIX  PP-196AF  DP-126 Imp. BENDIX  TA-106
ALMERA II (N16)				
1.5 1.5	77 66	03.01 → 07.00 →	 PA-015AF  PA-179AF Imp. LUCAS  DI-108	 PP-015AF Imp. LUCAS  DP-015 Imp. LUCAS  GF-191AF NO ABS  TA-111 →11.06 NO ABS
2.2 Di	81	07.00 →	 PA-179AF Imp. LUCAS  DI-108	 PP-015AF Imp. LUCAS  DP-015 Imp. LUCAS  GF-191AF NO ABS  TA-111 NO ABS
1.8	84	07.00 →	 PA-015AF  PA-179AF Imp. LUCAS  DI-108	 PP-015AF Imp. LUCAS  DP-015 Imp. LUCAS  GF-191AF NO ABS
1.5	72	10.02 →	 PA-015AF  PA-150AF Imp. AKEBONO  PA-179AF Imp. LUCAS  DI-108	 PP-015AF Imp. LUCAS  DP-015 Imp. LUCAS  GF-191AF NO ABS  TA-111 →11.06 NO ABS
1.8	85	10.02 →	 PA-015AF  PA-150AF Imp. AKEBONO  PA-179AF Imp. LUCAS  DI-108	 PP-015AF Imp. LUCAS  DP-015 Imp. LUCAS  GF-191AF NO ABS




































	KW			
ALMERA II (N16) i				
1.5 dCi	60	01.03 →	 PA-150AF Imp. AKEBONO	 PP-015AF Imp. LUCAS
2.2 dCi	100	09.03 →	 PA-179AF Imp. LUCAS  DI-108	 DP-015 Imp. LUCAS  GF-191AF NO ABS →11.06 NO ABS
2.2 dCi	82	09.03 →	 PA-150AF Imp. AKEBONO  PA-179AF Imp. LUCAS  DI-108	 PP-015AF Imp. LUCAS  DP-015 Imp. LUCAS  GF-191AF NO ABS
ALMERA II Hatchback (N16) i				
1.5	66	03.00 →	 PA-015AF Imp. LUCAS  PA-179AF Imp. LUCAS  DI-108	 PP-015AF Imp. LUCAS  DP-015 Imp. LUCAS  GF-191AF NO ABS →11.06 NO ABS
1.8	84	01.00 →	 PA-015AF Imp. LUCAS  PA-179AF Imp. LUCAS  DI-108	 PP-015AF Imp. LUCAS  DP-015 Imp. LUCAS  GF-191AF NO ABS
1.5 dCi	60	01.03 →	 PA-179AF Imp. LUCAS	 PP-015AF Imp. LUCAS
2.2 Di	81	03.00 →	 DI-108	 DP-015 Imp. LUCAS  GF-191AF NO ABS  TA-111 NO ABS
1.5	72	10.02 →	 PA-015AF Imp. AKEBONO	 PP-015AF Imp. LUCAS
1.8	85	10.02 →	 PA-150AF Imp. AKEBONO  PA-179AF Imp. LUCAS  DI-108	 DP-015 Imp. LUCAS  GF-191AF NO ABS →11.06 NO ABS
2.2 dCi	82	09.03 →	 PA-150AF Imp. AKEBONO  PA-179AF Imp. LUCAS  DI-108	 PP-015AF Imp. LUCAS  DP-015 Imp. LUCAS  GF-191AF NO ABS
2.2 dCi	100	09.03 →	 PA-150AF Imp. AKEBONO  PA-179AF Imp. LUCAS  DI-108	 PP-015AF Imp. LUCAS  DP-015 Imp. LUCAS  GF-191AF NO ABS  TA-111 NO ABS
ALMERA TINO (V10) i				
1.8	84	08.00 →	 PA-176AF Imp. LUCAS	 PP-015AF Imp. LUCAS
1.8	85	12.02 →	 DI-158	 DP-156
2.0	100	08.00 →		
2.2 dCi	82	09.03 →		
2.2 dCi	100	09.03 →		
2.2 Di	84	08.00 →		















































	KW				
ATLEON i					
3.0 (120.35 - 120.56)	88	09.00 →	 PA-122AF  PA-196AF  DI-105  DI-117  DI-190	06.04→ Imp. BENDIX 06.04→ →05.04	 PP-100AF  DP-104  GF-110AF  CS-115
BLUEBIRD (910) i					
1.8	65	01.80 → 12.83	 PA-105AF  DI-106	 GF-106AF  TA-101  CS-106	
2.0 D	44	01.80 → 12.83			
2.0 i	80	01.82 → 12.83	 PA-105AF  DI-106	 PP-121AF  DP-111  GF-106AF  TA-101  CS-106	
2.0 TD	57	01.83 → 09.83	 PA-105AF	 GF-106AF  TA-101	
1.6	60	01.80 → 11.83	 PA-102AF  PA-111AF  DI-106	Imp. AKEBONO  GF-106AF  TA-101  CS-171	
BLUEBIRD (B610) i					
1.8	65	07.74 → 11.79	 PA-102AF  DI-102	 GF-106AF  TA-101	
BLUEBIRD (T72 , T12) i					
1.6	61	03.86 → 06.90	 PA-111AF  DI-127	Imp. AKEBONO  GF-134AF  CS-171	
2.0 (T12)	75	12.85 → 12.87			
2.0 i (HLT72, T12)	77	12.85 → 12.90	 PA-195AF  DI-127	 GF-134AF  CS-110	
1.8 i 16V (RLT72)	95	02.89 → 12.90	 PA-195AF  DI-127	 PP-121AF  DP-124  GF-134AF  CS-171	
2.0 D (SLT72, T12)	49	03.86 → 12.90	 PA-111AF  PA-195AF  DI-127	Imp. AKEBONO  GF-134AF  CS-110  CS-171	
2.0 i	85	09.88 → 09.90	 PA-195AF  DI-127	 GF-106AF  GF-134AF  CS-110	



















































	KW			
BLUEBIRD (T72 , T12) i				
1.8 Turbo	99	12.85 → 05.90	 PA-111AF  PA-195AF  DI-127	Imp. AKEBONO  PP-121AF  PP-123AF  DP-124  GF-134AF  CS-171
1.6	66	12.85 → 02.90	 PA-195AF	 GF-134AF
2.0 LX	66	12.85 → 02.90	 DI-127	
BLUEBIRD (U11) i				
1.8	66	11.83 → 06.88	 PA-111AF	 GF-106AF
2.0 i	77	04.84 → 01.88	 DI-127	 CS-171
2.0 D	43	04.84 → 01.88	 PA-111AF  DI-127	Imp. AKEBONO  GF-106AF  CS-171
1.8 Turbo	99	04.84 → 05.90	 PA-111AF  DI-127	Imp. AKEBONO  PP-121AF  DP-124  GF-106AF  CS-171
1.6	66	12.85 → 02.90		 CS-193
BLUEBIRD Coupe (910) i				
1.8	66	01.80 → 05.84	 PA-105AF  PA-141AF  DI-106	 GF-106AF  TA-101  CS-106
1.9 i	80	01.82 → 05.84	 PA-105AF  DI-106	 GF-106AF  TA-101
BLUEBIRD Hatchback (T72, T12) i				
1.8 i 16V (FRLT72)	95	02.89 → 12.90	 PA-195AF  DI-127	 PP-121AF  DP-124  GF-134AF  CS-171
1.6	61	03.86 → 06.90	 PA-111AF	Imp. AKEBONO  GF-134AF
1.6	66	03.86 → 06.91	 DI-127	 CS-171
2.0 (T12)	75	12.85 → 12.87		
2.0 i	85	09.88 → 09.90	 PA-195AF	 GF-134AF
2.0 i (FHLT72, T12)	77	12.85 → 12.90	 DI-127	 CS-110
2.0 D (FSLT72, T12)	49	03.86 → 12.90	 PA-111AF  PA-195AF  DI-127	Imp. AKEBONO  GF-134AF  CS-110  CS-171

























































	KW			
BLUEBIRD Hatchback (T72, T12) i				
1.8 Turbo	99	12.85 → 05.90	 PA-111AF  PA-195AF  DI-127	Imp. AKEBONO  PP-121AF  PP-123AF  DP-124  GF-134AF  CS-171
BLUEBIRD Station Wagon (WU11) i				
2.0	75	04.86 → 09.90	 PA-111AF  DI-127	Imp. AKEBONO  GF-134AF  CS-171
2.0 D	43	04.84 → 01.88	 PA-111AF  DI-127	Imp. AKEBONO  GF-106AF  CS-171
2.0 i	77	04.84 → 12.90		
2.0 D	49	03.86 → 12.90	 PA-111AF  DI-127	Imp. AKEBONO  GF-106AF  CS-171
2.0 i	85	09.88 → 09.90		
BLUEBIRD Traveller (W910) i				
1.8	65	01.80 → 05.84	 PA-105AF  DI-106	 GF-106AF  TA-101  CS-108
2.0 D	44	01.80 → 05.84	 PA-105AF  DI-106	 GF-106AF  TA-101
CHERRY (E10) i				
1.0	33	09.70 → 09.78	 PA-100AF  DI-100	 GF-112AF  CS-100
CHERRY (N12) i				
1.3	44	05.82 → 10.86	 PA-101AF  DI-119	 GF-101AF  CS-169
1.5	55	11.83 → 10.86		
1.7 D	40	10.82 → 12.86	 PA-105AF  PA-141AF  DI-125	 GF-101AF  CS-169
1.0	37	05.82 → 05.86	 PA-101AF  PA-135AF  DI-119	Imp. AKEBONO  GF-101AF  CS-169
1.5 Turbo	77	01.83 → 12.85	 PA-101AF  PA-105AF  PA-141AF  DI-119  DI-125	→05.84 06.84→ 06.84→ →05.84 06.84→
1.6	51	05.84 → 07.86	 PA-101AF  DI-138	 GF-101AF  CS-169






















































	KW			
CHERRY Coupe (N10) <i>i</i> <i>i</i>				
1.2	38	08.78 → 07.81	 PA-100AF  DI-100	 GF-112AF  CS-100  CS-101
1.3	44	08.81 → 09.82	 PA-100AF  DI-100	 GF-112AF  CS-100
1.4	59	08.80 → 07.81	 PA-100AF  DI-101	 GF-112AF  CS-100
CHERRY Hatchback (N10) <i>i</i> <i>i</i>				
1.2	38	08.78 → 07.81	 PA-100AF  DI-100	 GF-112AF  CS-100  CS-101
1.0 1.3	32 44	08.78 → 07.81 08.81 → 09.82	 PA-100AF  DI-100	 GF-112AF  CS-100
1.4 i.e. 1.5	59 51	08.80 → 07.81 08.81 → 12.82	 PA-100AF  DI-101	 GF-112AF  CS-100
CHERRY Traveller (VN10) <i>i</i> <i>i</i>				
1.2	38	10.78 → 07.81	 PA-100AF  DI-100	 GF-112AF  CS-100  CS-101
1.3	44	09.81 → 12.83	 PA-100AF  DI-100	 GF-112AF  CS-100
1.4	59	08.80 → 07.81	 PA-100AF  DI-101	 GF-112AF  CS-100
CUBE (Z12) <i>i</i> <i>i</i>				
1.6 dCi 1.6 16V	78 81	03.10 → 03.10 →	 PA-143AF  DI-159	 PP-164AF  GF-141AF
1.6 dCi	81	03.10 →	 DI-159	Parking Brake/Freno staz.
DATSUN 100 A (E10, BLF10) <i>i</i> <i>i</i>				
1.0 (E10) F-II 1.0 (BLF10)	33 33	12.74 → 06.78 12.75 → 08.80	 PA-100AF  DI-116	 GF-112AF
DATSUN 100 A Station wagon (WBLF10) <i>i</i> <i>i</i>				
F-II 1.0 (WBLF10)	33	12.75 → 08.80	 PA-100AF  DI-116	 GF-112AF
DATSUN 120 <i>i</i> <i>i</i>				
A F-II 1.2 (LF10) Y 1.2 (B210) Y 1.2 (LB210)	38 38 38	12.75 → 07.80 09.74 → 07.80 06.76 → 07.80	 PA-100AF  DI-102	 GF-100AF























































	KW			
DATSUN 120 Y Coupe (KB 210) <i>i</i> <i>i</i>				
1.2 (KB210)	38	04.62 → 07.80	 PA-100AF	 GF-100AF
A F-II 1.2 (KLF10)	38	12.75 → 08.80	 DI-102	
DATSUN 140 Y Station wagon (HLB310) <i>i</i> <i>i</i>				
1.4	49	02.79 → 06.83	 PA-112AF	 GF-100AF
			 DI-102	
DATSUN/VIOLET 140 J <i>i</i> <i>i</i>				
1.4	48	01.73 → 05.77	 PA-102AF	
			 DI-102	
DATSUN/VIOLET 160 J (710, A10) <i>i</i> <i>i</i>				
1.6	61	01.73 → 02.82	 PA-112AF	 GF-106AF
1.6 i.e. (A10)	65	01.78 → 02.82	 DI-102	 TA-101
1.6 (710)	53	01.73 → 01.78	 PA-102AF	 GF-106AF
			 DI-102	 TA-101
ECO T100 <i>i</i> <i>i</i>				
			 PA-109AF	 PP-109AF
			 DI-197	
EVALIA <i>i</i> <i>i</i>				
1.6	81	01.11 →	 PA-128AF	 GF-116AF
			 DI-160	
1.5 dCi	81	01.11 →	 PA-128AF	
1.5 dCi	66	01.11 →		
INTERSTAR <i>i</i> <i>i</i>				
dCi 100	73	02.04 →	 PA-161AF	 PP-102AF
dCi 120	84	08.03 →		
dCi 120	88	08.06 →		
dCi 140	100	11.03 →		
dCi 160	107	08.06 →		
INTERSTAR Autobus <i>i</i> <i>i</i>				
dCi 100	73	11.03 →	 PA-161AF	 PP-102AF
dCi 120	84	07.02 →	 DI-120	 DP-102
dCi 120	88	09.06 →		
dCi 140	100	11.03 →		
dCi 160	107	09.06 →		
dCi 80	60	07.02 →		
dCi 90	66	07.02 →		
dCi 100	74	04.06 →	 PA-161AF	 PP-102AF


































































	KW			
INTERSTAR Furgonato/Box <i>i</i> <i>i</i>				
dCi 100	73	11.03 →	 PA-151AF	 PP-102AF
dCi 120	88	07.02 →	 DI-120	 DP-102
dCi 120	84	07.02 →		
dCi 140	100	11.03 →		
dCi 150	107	09.06 →		
dCi 80	60	07.02 →		
dCi 90	66	07.02 →		
dCi 100	74	04.06 →	 PA-151AF	 PP-102AF
Juke <i>i</i> <i>i</i>				
1.5 dCi	81	10.10 →	 PA-143AF	 PP-154AF
1.6	86	10.10 →	 DI-154	 DP-120
				 GF-141AF Parking Brake/Freno staz.
KUBISTAR <i>i</i> <i>i</i>				
1.2	44	08.03 →	 PA-114AF	 GF-105AF
1.2 16V	55	04.06 →	 DI-142	 TA-112
1.5 dCi	48	08.03 →		 CS-114
1.5 dCi	60	08.03 →		
1.5 dCi 70	50	04.06 →		
1.5 dCi 85	62	04.06 →		
1.6 16V	70	08.03 →		
L35.09/L70.90 EBRO <i>i</i> <i>i</i>				
4.0 D			 PA-180AF	 GF-110AF
			 PA-196AF Imp. BENDIX	 CS-895
			 DI-190	
LAUREL (HLC230) <i>i</i> <i>i</i>				
2.0	71	03.77 → 05.83	 PA-108AF	 GF-106AF
2.4	83	12.77 → 05.83	 DI-104	 TA-101
				 CS-108
LAUREL (JC31) <i>i</i> <i>i</i>				
2.0	71	01.81 → 01.84	 PA-105AF	 GF-106AF
2.0 D	44	04.81 → 10.84	 PA-141AF	 TA-101
2.4	83	01.81 → 01.84	 DI-133	 CS-110
2.4	88	09.83 → 12.85		
2.8 D	62	01.81 → 10.85	 PA-195AF	 GF-106AF
			 DI-133	 TA-101
				 CS-110
LAUREL (JC32) <i>i</i> <i>i</i>				
2.4	94	01.85 → 12.87	 PA-195AF	 GF-134AF
2.8 D	62	01.85 → 12.87	 DI-133	 TA-101
2.8 D	66	01.85 → 12.89		 CS-110





































































	KW			
LAUREL (JC32) <i>i</i> <i>i</i>				
3.0i 16V VG30E	112	01.85 → 12.90	 PA-195AF  DI-133	 PP-124AF
LEAF <i>i</i> <i>i</i>				
Electric	80	11.10 →		 PP-154AF  DP-158
MAXIMA (J30) <i>i</i> <i>i</i>				
3.0 i	125	10.88 → 06.94	 PA-143AF →10.91  PA-192AF 11.91→ Imp. SUMITOMO  DI-140	 PP-121AF  DP-123
MAXIMA QX (A32) <i>i</i> <i>i</i>				
2.0	103	02.95 → 08.00	 PA-143AF →08.97  PA-192AF 08.97→ Imp. SUMITOMO  DI-140	 PP-124AF  DP-101
3.0	142	01.95 → 08.00	 PA-143AF →08.97  PA-192AF 08.97→ Imp. SUMITOMO  DI-140	 PP-127AF Imp. BENDIX  DP-101
2.5 V6 24V	140	02.95 → 08.00	 PA-192AF Imp. SUMITOMO  DI-140	 PP-127AF Imp. BENDIX  DP-101
MAXIMA QX (A33) <i>i</i> <i>i</i>				
2.0 V6 24V	103	03.00 →	 PA-120AF  DI-158	 DP-101
2.5 V6 24V	154	03.00 →		
3.0 V6 24V	147	03.00 →		
MAXIMA Station Wagon <i>i</i> <i>i</i>				
2.0 QX	103	10.97 →	 PA-192AF Imp. SUMITOMO  DI-140	 PP-124AF  PP-127AF Imp. BENDIX  DP-101
2.5 V6 24V	140	10.97 →	 PA-143AF  PA-192AF Imp. SUMITOMO  DI-140	 DP-101
3.0 QX	142	10.97 →	 PA-192AF Imp. SUMITOMO  DI-140	 PP-124AF  DP-101
MICRA (K10) <i>i</i> <i>i</i>				
1.0	37	12.82 → 12.89	 PA-103AF  DI-122  DI-148	 GF-103AF  TA-119  CS-107
1.0	40	12.82 → 05.89		





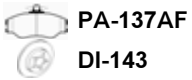

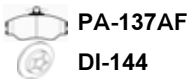

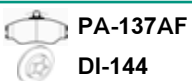

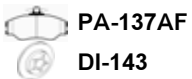

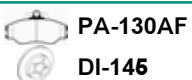


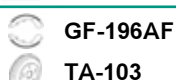
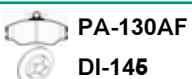

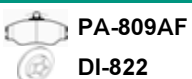

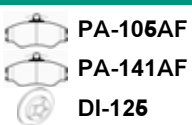

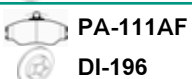



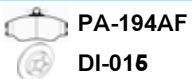

	KW			
MICRA (K10)				
1.0	43	12.82 → 05.91	 PA-103AF	 GF-103AF
1.2	40	07.86 → 07.92	 DI-122 →10.88	 TA-119 12.88→
1.2	44	07.86 → 07.92	 DI-148 →10.88	 CS-107
			 DI-150 11.88→	
			 DI-189 11.88→	
MICRA (K11)				
1.0 i 16V	40	08.92 → 09.00	 PA-012AF	 PP-197AF Imp. SUMITOMO
1.0 i 16V	44	09.00 → 02.03	 DI-198	 DP-198
1.3 i 16V	55	08.92 → 09.00		 GF-197AF
1.5 D	42	02.98 → 02.03		 TA-105 NO ABS
				 CS-188
1.4 i 16V	60	09.00 → 02.03	 PA-012AF	 PP-197AF Imp. SUMITOMO
			 DI-113 con/with ABS	 DP-198
			 DI-198 NO ABS	 GF-197AF
				 TA-105 NO ABS
				 CS-188
MICRA (K12)				
1.0 16V	48	01.03 →	 PA-013AF Imp. LUCAS	 GF-013AF
1.2 16V	59	01.03 →	 DI-013	 TA-104
1.2 16V	48	01.03 →		 CS-125
1.4 16V	65	01.03 →		
1.5 dCi	48	01.03 →		
1.5 dCi	60	09.03 →		
160 SR	81	05.05 →		
1.5 dCi	50	06.05 →	 PA-013AF Imp. LUCAS	 GF-013AF
1.5 dCi	63	06.05 →	 DI-013	 TA-104
MICRA (K13)				
1.2	59	05.10 →	 PA-800AF	 GF-117AF
			 DI-155	 TA-115
MICRA C+C				
1.4 16V	65	08.05 →	 PA-013AF Imp. LUCAS	 GF-013AF
1.6 160 SR	81	08.05 →	 DI-013	 TA-104
				 CS-125
MURANO				
3.5 4x4	172	03.05 →	 PA-115AF Imp. SUMITOMO	 PP-154AF
			 PA-118AF Imp. TOKICO	 DP-106
			 DI-152	 GF-114AF Parking Brake\Freno staz.
2.5 dCi	140	10.10 →	 PA-115AF Imp. SUMITOMO	 PP-154AF
			 DI-152	 DP-106
				 GF-114AF Parking Brake\Freno staz.


























































	KW				
NAVARA					
2.5 dCi	106	07.05 →	 PA-115AF	Rim Size/Diam Cerchio:17 Imp. SUMITOMO	
2.5 dCi 4WD	126	10.06 →	 PA-121AF  DI-109  DI-115	Rim Size/Diam Cerchio:16 Rim Size/Diam Cerchio:17 Rim Size/Diam Cerchio:16	
				 PP-130AF  DP-100  GF-108AF  GF-113AF  TA-120  CS-118	Parking Brake/Freno staz.
2.5 dCi 4WD	128	07.05 →	 PA-115AF	Rim Size/Diam Cerchio:17 Imp. SUMITOMO	
			 PA-121AF  DI-109  DI-115	Rim Size/Diam Cerchio:16 Rim Size/Diam Cerchio:17 Rim Size/Diam Cerchio:16	
				 PP-130AF  DP-100  GF-108AF  GF-113AF  CS-118	Parking Brake/Freno staz.
NOTE					
1.4	65	03.06 →	 PA-013AF	Imp. LUCAS	
1.5 dCi	63	03.06 →	 DI-013		
1.5 dCi	50	03.06 →		 GF-013AF  TA-104	
1.6	81	03.06 →		 CS-125	
NV200 Autobus					
1.5 dci	63	02.10 →	 PA-128AF		
1.6 16V	81	07.10 →	 DI-160		
				 GF-116AF	
NV200 Furgonato/Box					
1.5 dci	63	02.10 →	 PA-128AF		
1.6 16V	81	02.10 →	 DI-160		
				 GF-116AF	
PATHFINDER					
2.5 dCi 4WD	128	03.05 →	 PA-115AF	Imp. SUMITOMO	
4.0 4WD	198	09.05 →	 PA-121AF  DI-109  DI-115		
				 PP-130AF  DP-100  GF-108AF  CS-118	Parking Brake/Freno staz.
2.5 dCi 4WD	126	10.06 →	 PA-115AF  PA-121AF  DI-109	Imp. SUMITOMO	
				 PP-130AF  DP-100  GF-108AF  CS-118	Parking Brake/Freno staz.
PATHFINDER (R50)					
2.7 TD 4WD	96	09.97 → 12.04	 PA-154AF		
3.2 TD 4WD	110	09.97 → 12.04	 DI-145		
3.3 V6 4WD	110	03.98 → 10.00		 GF-196AF  TA-103	
3.3 V6 4WD	125	09.97 → 12.04			
3.5 V6 4WD	162	11.00 → 12.04			



































































	KW					
PATROL GR I (Y60) i						
2.8 TD (Y60A)	85	09.88 → 06.97	 PA-134AF  DI-126	 PP-136AF  DP-116  GF-111AF  GF-140AF  CS-196	Parking Brake\Freno staz.	
4.2 D (Y60GR)	85	11.88 → 06.97	 PA-134AF  DI-126	01.93→ 01.93→	 DP-116  GF-140AF  CS-196	01.93→ 01.93→
4.2 Cat.	121	11.88 → 06.97	 PA-134AF  DI-126		 PP-136AF  DP-116  GF-140AF  CS-196	
PATROL GR II (Y61) i						
4.6 i	147	06.97 →	 PA-178AF		 PP-137AF	
2.8 TD	95	06.97 → 05.00	 PA-178AF		 PP-137AF  DP-116  GF-111AF	Parking Brake\Freno staz.
3.0 DTi	116	05.00 →	 DI-103			
3.0 DTi	118	05.00 →				
4.2 TD	107	06.97 →	 PA-178AF  DI-103		 PP-137AF  DP-116	
2.8 TDiC	96	10.97 → 02.00			 GF-111AF	Parking Brake\Freno staz.
3.2 D	70	05.98 → 06.01				
4.2 TDi	125	03.00 → 08.02				
PATROL Hardtop (K160) i						
2.8 (K160)	89	07.80 → 08.88	 PA-134AF		 GF-132AF	
2.8 (K160)	88	07.80 → 08.88	 DI-126		 TA-100	
3.2 TD (K160)	81	07.83 → 08.88			 CS-172	
3.3 D (K160)	70	11.79 → 08.88	 PA-134AF  DI-126	01.82→	 GF-132AF  GF-133AF	01.82→ Made in Japan →12.85
					 TA-100	01.85→
					 CS-172	01.82→
PATROL Hardtop (K260) i						
2.8 TD	85	05.86 → 06.90	 PA-134AF		 GF-132AF	
3.2 D	81	08.88 → 06.90	 DI-126		 TA-100  CS-196	
2.8	88	05.86 → 06.90	 PA-134AF  DI-126		 GF-132AF  CS-172	













































	KW			
PATROL Station Wagon (W160) i				
2.8 (W160)	88	07.80 → 08.88	 PA-134AF	 GF-132AF
3.2 TD (W160)	81	07.83 → 08.88	 DI-126	 TA-100  CS-172
3.3 D (W160)	70	11.79 → 08.88	 PA-134AF  DI-126	01.82→  GF-132AF  GF-133AF  TA-100  CS-172 01.82→ Made in Japan →12.85
PATROL Station Wagon (W260) i				
2.8 TD	85	06.89 → 11.95	 PA-134AF  DI-126	 PP-136AF  DP-116  GF-132AF  TA-100  CS-196
3.2 D	81	08.88 → 06.90	 PA-134AF  DI-126	 GF-132AF  TA-100  CS-196
PICK UP/KING CAB (720) i				
1.8	59	01.83 → 03.86	 PA-111AF  DI-131	Imp. AKEBONO  GF-129AF  CS-168
2.2 4WD	71	04.83 → 03.86	 PA-111AF  DI-132	Imp. AKEBONO  GF-129AF  CS-168
2.3 D	51	04.83 → 03.86	 PA-111AF  DI-129	Imp. AKEBONO  GF-129AF  CS-168
2.6 D 4WD	53	04.83 → 03.86	 PA-111AF  DI-132	Imp. AKEBONO  GF-129AF
2.2 D	47	01.82 → 01.84	 PA-111AF  DI-163	Imp. AKEBONO  GF-129AF  CS-168
PICK UP/KING CAB (D21) i				
2.4 i 4WD	74	03.86 → 04.92	 PA-111AF  DI-131  DI-132	Imp. AKEBONO  GF-137AF  TA-107  TA-114  CS-168
2.4 i 12V	91	04.92 → 02.98	 PA-111AF  DI-143  DI-144	Imp. AKEBONO  GF-137AF  TA-107  CS-173
2.4 i 12V 4WD	93	04.92 → 02.98	 PA-137AF  DI-143  DI-144	 GF-137AF  TA-107  CS-173




























































	KW			
PICK UP/KING CAB (D21)				
3.0 i V6 4WD	109	09.90 → 02.98	 PA-137AF  DI-144	 GF-196AF  TA-107
2.7 D 4WD	73	08.87 → 02.98	 PA-111AF  DI-144	 TA-107  TA-114
2.6 D 4WD	61	03.96 → 02.98	 PA-111AF  DI-144	 GF-138AF  TA-107
2.6 D	61	03.96 → 02.98	 PA-111AF  DI-131  DI-144	 GF-138AF  TA-107
2.6 D 4WD	59	08.87 → 02.98	 PA-111AF  DI-131  DI-132  DI-144	 GF-136AF  TA-107  TA-114  CS-176  CS-190
2.6 D 4WD	55	03.86 → 08.91	 PA-111AF  DI-132	 GF-138AF  TA-107  TA-114  CS-176
2.6 D	59	09.94 → 08.96	 PA-111AF  DI-131  DI-144	 GF-136AF  TA-107  CS-190
2.0 2.3 D	64 51	09.85 → 07.88 09.85 → 08.88	 PA-111AF  DI-131	 GF-129AF  TA-107  CS-168
2.0	66	09.88 → 08.91	 PA-111AF  DI-131	 GF-138AF  TA-107  CS-173
2.6 D 4WD	53	09.85 → 08.88	 PA-111AF  DI-132	 TA-107  CS-176
2.6 D	55	09.87 → 02.98	 PA-111AF  DI-131  DI-144	 GF-138AF  TA-107  CS-176
2.7 D 4WD	58	09.87 → 08.91		 TA-107
PICK UP/KING CAB/NAVARA (D22)				
2.4 i 4WD	88	02.98 →	 PA-137AF  DI-144	 GF-196AF  TA-103  CS-173













































	KW			
PICK UP/KING CAB/NAVARA (D22)				
2.6 D	61	02.98 →	 PA-137AF DI-143	 GF-138AF TA-103 TA-113 CS-173 →10.01
2.6 TD 4WD	76	05.98 →	 PA-137AF DI-144	 GF-196AF TA-103 CS-183
2.4 i	88	02.98 →	 PA-137AF DI-144	 TA-113 CS-173 →10.01
2.6 D 4WD	61	02.98 →	 PA-137AF DI-143	 GF-138AF TA-113 CS-173
2.4 i 4WD 2.6 Di 4WD	98 98	03.02 → 03.02 →	 PA-130AF DI-145	 GF-196AF TA-103 CS-183
3.2 D 4WD	76	12.98 →	 PA-137AF DI-144	 GF-196AF TA-103
2.5 Di	98	03.02 →	 PA-130AF DI-145	 GF-196AF TA-103 TA-113 CS-183 →01.04
PIXO				
1.0	50	06.09 →	 PA-809AF DI-822	 GF-825AF
PRAIRIE (M10, NM10)				
1.6 S (M10) 1.8 SGL (M10) 1.8 SGL (M10)	55 66 65	01.84 → 12.87 05.85 → 10.87 07.83 → 12.85	 PA-106AF PA-141AF DI-125	 GF-104AF CS-109
2.0 4x4 (NM10)	68	06.86 → 09.88	 PA-111AF DI-196 Imp. AKEBONO	 GF-134AF TA-101 CS-176
PRAIRIE PRO (M11)				
2.0 i	72	10.88 → 04.92	 PA-142AF PA-196AF DI-125 DI-127	 GF-134AF TA-101 CS-171
2.4 i	98	04.92 → 07.94	 PA-194AF DI-015	 GF-193AF CS-180























































	KW			
PRAIRIE PRO (M11) <i>i</i> <i>i</i>				
2.0 i 4x4	72	10.88 → 12.92	 PA-142AF  PA-195AF  DI-015	 GF-134AF  TA-101  CS-110
2.4 i 4x4	98	04.92 → 07.94	 PA-142AF  DI-015	 GF-193AF  CS-180
PRIMASTAR Autobus <i>i</i> <i>i</i>				
2.0	88	03.01 →	 PA-109AF  DI-134	 PP-109AF  DP-103
dCi 100	74	03.01 →		
dCi 120	84	09.06 →		
dCi 140	99	07.03 →		
dCi 80	60	03.01 →		
PRIMASTAR Furgonato/Box <i>i</i> <i>i</i>				
2.0	88	02.03 →	 PA-109AF  DI-134	 PP-109AF  DP-103
dCi 100	74	09.02 →		
dCi 120	84	09.06 →		
dCi 140	99	07.03 →		
dCi 80	60	09.02 →		
PRIMERA (P10) <i>i</i> <i>i</i>				
1.6	66	06.90 → 01.96	 PA-010AF  PA-015AF  DI-010  DI-015	 PP-015AF  DP-015  GF-010AF  TA-108  CD-199  CS-199
1.6	71	06.90 → 01.96		08.93→ Imp. LUCAS
2.0 D	55	01.91 → 01.96		08.93→ Imp. LUCAS
2.0 16V	85	06.90 → 01.96	 PA-015AF  DI-015	 PP-015AF  DP-015  GF-010AF  TA-108 →05.93
2.0 i	92	01.95 → 06.96		Imp. LUCAS Imp. LUCAS →05.93
2.0 GT	110	06.90 → 01.96	 PA-015AF  DI-015	 PP-015AF  DP-015  TA-108 Imp. LUCAS Imp. LUCAS →05.93
2.0 16V 4x4	85	04.91 → 06.96	 PA-010AF  PA-015AF  DI-015	 PP-015AF  DP-015  GF-010AF  TA-108 →05.93 →05.93 Imp. LUCAS Imp. LUCAS
1.6	75	06.93 → 01.96	 PA-010AF  PA-015AF  DI-010	 PP-015AF  DP-015  GF-010AF  TA-108 Imp. BENDIX Imp. BENDIX Imp. LUCAS Imp. LUCAS
























































	KW			
PRIMERA (P10) i				
2.0	105	06.90 → 04.93	 PA-015AF  DI-015	 PP-015AF  DP-015 Imp. LUCAS Imp. LUCAS
PRIMERA (P11) i				
1.6 16V	73	09.96 → 10.00	 PA-015AF  DI-015	 PP-015AF  DP-015  GF-199AF  TA-102  CS-161 Imp. LUCAS Imp. LUCAS Imp. BENDX
1.6 16V	66	09.96 → 12.01	 PA-015AF  DI-015  DI-196	 PP-015AF  DP-015  GF-199AF  TA-102  CS-161 Imp. LUCAS Imp. LUCAS Imp. BENDX
2.0 16V	85	09.96 → 12.01	 PA-179AF  DI-015	Imp. LUCAS  PP-015AF  DP-015  GF-199AF  TA-102 Imp. LUCAS Imp. LUCAS Imp. BENDX
2.0 16V	96	09.96 → 12.01	 PA-179AF  DI-015	Imp. LUCAS  PP-015AF  DP-015  GF-199AF  TA-102 Imp. LUCAS Imp. LUCAS Imp. BENDX
2.0 16V	110	09.96 → 12.01	 PA-179AF  DI-015  DI-108	Imp. LUCAS  PP-015AF  DP-015  DP-155  GF-199AF  TA-102 Imp. LUCAS Imp. LUCAS Imp. BENDX
2.0 TD	66	09.96 → 12.01	 PA-179AF  DI-015	Imp. LUCAS  PP-015AF  DP-015  DP-155  GF-199AF  TA-102  CS-161 Imp. LUCAS Imp. LUCAS Imp. BENDX
1.8 16V	84	08.99 → 12.01	 PA-179AF  DI-108	Imp. LUCAS  PP-015AF  DP-015  DP-155  GF-199AF  TA-102  CS-161 Imp. LUCAS Imp. LUCAS Imp. BENDX
2.0 16V	103	08.99 → 12.01	 PA-015AF  DI-015	 PP-015AF  DP-015  DP-155  GF-199AF  TA-102 Imp. LUCAS Imp. LUCAS Imp. BENDX
























































	KW					
PRIMERA (P11) i						
1.6 16V	78	06.96 → 12.01	 PA-179AF  DI-015	 PP-015AF  DP-015  GF-199AF  TA-102  CS-161		
PRIMERA (P12) i						
1.6	80	01.02 →	 PA-176AF  DI-158	 PP-138AF  DP-156		
1.6	78	03.02 →				
1.8	85	03.02 →				
1.9 dCi	88	04.03 →				
1.9 dCi	85	08.02 →				
2.0	103	03.02 →				
2.2 dCi	102	04.03 →				
2.2 Di	93	03.02 →				
PRIMERA Hatchback (P10) i						
1.6	66	06.90 → 01.96	 PA-010AF  PA-015AF  DI-010  DI-015	 PP-015AF  DP-015  GF-010AF  TA-108  CD-199  CS-199		
1.6	75	06.93 → 01.96				
2.0 D	55	01.91 → 01.96				
2.0 16V	85	06.90 → 01.96	 PA-015AF  DI-015	 PP-015AF  DP-015  GF-010AF  TA-108 		
2.0 i	92	01.95 → 06.96				
1.6	71	06.90 → 06.93	 PA-010AF  DI-010  DI-015	 PP-015AF  DP-015  GF-010AF  TA-108  CD-199  CS-199		
2.0 16V 4x4	85	04.91 → 06.96			→05.93	 PP-015AF  DP-015  GF-010AF  TA-108
					Imp. BENDIX	







































































	KW				
PRIMERA Hatchback (P10) i					
2.0	110	06.90 → 01.96	 PA-015AF  DI-015	 PP-015AF  DP-015  GF-010AF  TA-108  CS-199	09.93→ Imp. LUCAS Imp. LUCAS →05.93
2.0	105	06.90 → 04.93	 PA-015AF  DI-015	 PP-015AF  DP-015	Imp. LUCAS Imp. LUCAS
PRIMERA Hatchback (P11) i					
1.6 16V	66	09.96 → 07.02	 PA-015AF  DI-015  DI-108	 PP-015AF  DP-015  DP-155  GF-199AF  TA-102  CS-161	Imp. LUCAS Imp. LUCAS Imp. BENDX
2.0 16V	110	09.96 → 07.02	 PA-179AF  DI-015  DI-108	 PP-015AF  DP-015  DP-155  GF-199AF  TA-102	Imp. LUCAS Imp. LUCAS Imp. BENDX
2.0 16V	96	09.96 → 07.02			
2.0 16V	85	09.96 → 07.02	 PA-179AF  DI-015	 PP-015AF  DP-015  GF-199AF  TA-102	Imp. LUCAS Imp. LUCAS Imp. BENDX
2.0 TD	66	09.96 → 07.02	 PA-179AF  DI-015	 PP-015AF  DP-015  DP-155  GF-199AF  TA-102  CS-161	Imp. LUCAS Imp. LUCAS Imp. BENDX
1.8 16V	84	08.99 → 07.02	 PA-179AF  DI-108	 PP-015AF  DP-015  DP-155  GF-199AF  TA-102  CS-161	Imp. LUCAS Imp. LUCAS Imp. BENDX
2.0 16V	103	08.99 → 07.02	 PA-179AF  DI-015	 PP-015AF  DP-015  TA-102	Imp. LUCAS Imp. LUCAS



















































	KW			
PRIMERA Hatchback (P11) i				
1.6 16V	78	09.00 → 07.02	 PA-179AF  DI-015	Imp. LUCAS  PP-015AF  DP-015  GF-199AF  TA-102  CS-161
PRIMERA Hatchback (P12) i				
1.6	78	07.02 →	 PA-176AF  DI-158	 PP-138AF  DP-156
1.6	80	07.02 →		
1.8	85	07.02 →		
1.9 dCi	88	04.03 →		
1.9 dCi	85	08.02 →		
2.0	103	07.02 →		
2.2 dCi	102	04.03 →		
2.2 Di	93	07.02 →		
PRIMERA Station wagon (WP12) i				
1.8	85	03.02 →	 PA-176AF  DI-158	 PP-138AF  DP-156
1.9 dCi	88	04.03 →		
1.9 dCi	85	08.02 →		
2.0	103	03.02 →		
2.2 dCi	102	04.03 →		
2.2 Di	93	03.02 →		
PRIMERA Traveller (W10) i				
1.6 i	66	07.90 → 03.98	 PA-142AF  DI-015	 PP-124AF →03.93  PP-197AF 04.93→ Imp. SUMITOMO  DP-016  GF-010AF  TA-101  CD-199  CS-199
2.0 i	85	07.90 → 03.98	 PA-015AF  DI-015	 PP-197AF Imp. SUMITOMO  DP-016  GF-010AF  CS-171
2.0 D	55	07.90 → 12.95	 PA-010AF →05.93 Imp. BENDIX  PA-015AF  DI-010 Imp. BENDIX  DI-015	 PP-015AF Imp. LUCAS  DP-015 Imp. LUCAS  GF-010AF  TA-101  CD-199  CS-199



























































	KW					
PRIMERA Traveller (W10)						
1.6 i	75	03.94 → 03.98	 PA-142AF  DI-015	 PP-197AF  DP-016  GF-010AF  TA-101  CS-171	Imp. SUMITOMO	
PRIMERA Traveller (WP11)						
1.6 16V	73	04.98 → 12.01	 PA-179AF  DI-015	Imp. LUCAS	 PP-015AF  DP-015  GF-199AF  TA-102  CS-161	Imp. LUCAS Imp. LUCAS Imp. BENDX
1.6 16V	66	04.98 → 12.01				
2.0 16V	96	04.98 → 12.01	 PA-179AF  DI-015	Imp. LUCAS	 PP-015AF  DP-015  GF-199AF  TA-102	Imp. LUCAS Imp. LUCAS Imp. BENDX
2.0 16V	85	04.98 → 12.01				
2.0 16V	103	08.99 → 12.01				
2.0 TD	66	04.98 → 12.01	 PA-179AF  DI-108	Imp. LUCAS	 PP-127AF  DP-155  CS-161	Imp. BENDIX
1.8 16V	84	08.99 → 12.01	 PA-179AF  DI-108	Imp. LUCAS	 PP-015AF  DP-015  DP-155  GF-199AF  TA-102  CS-161	Imp. LUCAS Imp. LUCAS Imp. BENDX
Q-BIC (Y10)						
1.6 16V (GA16DS)	66	01.94 →	 PA-193AF  DI-139		 GF-101AF  CS-171	
1.7 D (CD17)	40	01.94 →				
QASHQAI						
1.5 dCi	78	02.07 →	 PA-115AF  PA-123AF  DI-157	PER QASHQAI + 2 Imp. SUMITOMO	 PP-154AF  DP-120  DP-158  GF-141AF	Parking Brake/Freno staz.
1.6	84	02.07 →	 PA-123AF  DI-157		 PP-154AF  DP-120  DP-158  GF-141AF	Parking Brake/Freno staz.
2.0	103	02.07 →				
2.0 4 ruote motrici	103	02.07 →				
2.0 dCi	110	02.07 →				
2.0 dCi 4 ruote motrici	110	02.07 →				

























































	KW					
QASHQAI						
1.5 dCi	76	07.08 →	 PA-115AF  PA-123AF  DI-157	PER QASHQAI + 2 Imp. SUMITOMO	 PP-154AF  DP-120  GF-141AF	Parking Brake/Freno staz.
1.6 dCi	96	11.11 →	 PA-123AF  DI-157		 PP-154AF  DP-120  GF-141AF	Parking Brake/Freno staz.
SERENA (C23M)						
2.0 16V	93	11.92 →	 PA-017AF	Imp. LUCAS	 GF-195AF	
2.3 D	55	01.95 →	 DI-183  DI-191		 TA-117  CS-187	
1.6 16V	71	02.93 →	 PA-017AF	Imp. LUCAS	 GF-195AF	
2.0 D	49	11.92 →	 PA-111AF  DI-183  DI-191	Imp. AKEBONO	 TA-117  CS-187	
SILVIA (HS13)						
1.8i / 2.0i (S13/S14) CA18T-SR20DET			 PA-188AF		 PP-122AF	
SILVIA (S110)						
1.8	68	01.79 → 05.83	 PA-108AF  DI-104		 PP-194AF  DP-111	
SILVIA (S12)						
2.0 GP	107	04.84 → 09.88	 PA-111AF  PA-195AF  DI-128	09.85→ Imp. AKEBONO	 PP-194AF  DP-114	
1.8	90	07.86 → 04.88	 PA-111AF  DI-128	Imp. AKEBONO	 PP-194AF  DP-114	
SKYLINE						
2.6 i Turbo 6 cyl. (GT-R Twin)		01.92 →	 PA-129AF		 PP-506AF	
STANZA (T11)						
1.6	60	08.81 → 12.85	 PA-105AF		 GF-100AF	
1.8 SGL	66	03.83 → 12.85	 PA-141AF  DI-121		 CS-109	
STANZA Hatchback (T11)						
1.6	60	08.81 → 12.85	 PA-105AF		 GF-100AF	
1.8	65	08.81 → 12.85	 PA-141AF		 CS-109	
1.8	66	08.81 → 12.85	 DI-121			





























































	KW			
SUNNY (140Y, 150Y) i				
1.4 (HBL310)	48	01.70 → 02.82	 PA-112AF	 GF-100AF
1.4 (HBL310)	49	06.79 → 02.82	 DI-102	 CS-171
1.5 (HBL310)	51	06.79 → 02.82		
SUNNY Furgonato/Box (Y10) i				
1.6 i 16V	66	10.92 → 03.00	 PA-193AF	 GF-134AF
1.7 D	40	11.90 → 03.00	 DI-139	 CS-180
SUNNY I (B11) i				
1.3	44	03.82 → 09.87	 PA-101AF	 GF-101AF
1.5	55	03.82 → 10.86	 DI-119	 CS-169
1.7 D	40	03.82 → 10.86	 PA-105AF  PA-141AF  DI-125	 GF-101AF  CS-169
1.2 (A12) B110-B210		01.70 →		 CS-162  CS-164  CS-169
				01.73→ Left\Sinistra 01.73→ Right\Destra →01.73
1.2 (A12) B310		02.78 →		 CS-171
1.6 SLX 4x4	62	07.86 → 10.88	 PA-101AF  DI-139	 GF-101AF  TA-116
1.6	51	05.84 → 02.86	 PA-101AF  DI-119	 GF-101AF
SUNNY I Coupe (B11) i				
1.3	44	04.82 → 09.86	 PA-101AF	 GF-101AF
1.5	55	03.82 → 10.86	 DI-119	 CS-169
SUNNY I Traveller (B11) i				
1.3	44	08.82 → 08.90	 PA-101AF	 GF-101AF
1.5	55	03.82 → 10.86	 DI-119	 CS-169
1.7 D	40	03.82 → 10.86	 PA-105AF  PA-141AF  DI-125	 GF-101AF  CS-169
SUNNY II (N13) i				
1.0	37	07.86 → 09.90	 PA-101AF	 GF-101AF
1.3	44	07.86 → 10.91	 DI-138	 TA-116
1.4 LX	55	10.88 → 08.91		 CS-169
1.5	52	06.86 → 10.88		
1.6 i 12V	66	10.88 → 06.91		
1.6	62	06.86 → 10.88	 PA-101AF	 GF-101AF
1.6 i	54	06.86 → 10.90	 DI-138	 TA-116  CS-107






























































	KW			
SUNNY II (N13) i i				
1.6 i 4x4 (A) 1.7 D	54 40	06.86 → 10.90 06.86 → 05.89	 PA-135AF  DI-139	Imp. AKEBONO  GF-101AF  TA-116  CS-169
1.6 GTI 16V	81	02.87 → 10.88	 PA-135AF  DI-139	Imp. AKEBONO  PP-125AF  DP-136
1.6	88	02.87 → 10.88	 PA-135AF  DI-139	Imp. AKEBONO  PP-125AF
1.6 4x4	66	07.86 → 10.88	 PA-101AF  DI-139	 GF-101AF  TA-116
SUNNY II Coupe (B12) i i				
1.6 1.6 i	62 54	06.86 → 10.88 06.86 → 05.89	 PA-101AF  DI-138  DI-139	 GF-101AF  TA-116  CS-180
1.6 i 12V	66	10.88 → 06.91	 PA-101AF  DI-139	 GF-101AF  TA-116  CS-169
1.6 GTI 16V	81	05.87 → 05.89	 PA-135AF  DI-138  DI-139	Imp. AKEBONO  PP-125AF  DP-136  GF-101AF  TA-116
1.8 GTI 16V	92	01.89 → 06.91	 PA-135AF  DI-146	Imp. AKEBONO  PP-125AF  DP-136
1.5	52	06.86 → 10.88	 PA-101AF  DI-138	 GF-101AF  TA-116  CS-169
SUNNY II Hatchback (N13) i i				
1.6 1.6 i 1.6 i 12V	62 54 66	06.86 → 10.88 06.86 → 10.90 06.86 → 10.90	 PA-101AF  DI-138	 GF-101AF  TA-116  CS-107
1.6 GTI 16V	81	06.87 → 05.89	 PA-135AF  DI-139	Imp. AKEBONO  PP-125AF  DP-136
1.8 GTI 16V	92	01.89 → 06.91	 PA-135AF  DI-146	Imp. AKEBONO  PP-125AF  DP-136
1.7 D	40	06.86 → 01.91	 PA-135AF  DI-139	Imp. AKEBONO  GF-101AF  TA-116  CS-169
1.3 1.4 LX 1.5	44 55 52	06.86 → 10.88 01.89 → 08.91 06.86 → 10.88	 PA-101AF  DI-138	 GF-101AF  TA-116  CS-169





























































	KW			
SUNNY II Hatchback (N13) i				
1.6	88	02.87 → 10.88	 DI-139	 PP-125AF  DP-136
SUNNY II Traveller (B12) i				
1.6	62	06.86 → 10.88	 PA-135AF	 GF-101AF
1.6 i	54	08.86 → 05.89	 DI-139	 TA-116
1.6 i 12V 4x4	66	10.88 → 08.90		 CS-180
1.6 i 4x4 (A)	54	06.86 → 05.89		
1.6 i 12V	66	10.88 → 06.91	 PA-135AF	 GF-101AF
1.7 D	40	01.86 → 06.91	 DI-139	 TA-116  CS-169
1.5	52	06.86 → 10.88	 PA-101AF	 GF-101AF
			 DI-138	 TA-116  CS-169
SUNNY III (N14) i				
2.0 D	55	10.90 → 05.95	 PA-149AF	 PP-196AF
			 DI-139	 DP-130
				 GF-142AF
				 TA-106
				 CS-107 Left/Sinistra
				 CS-176 Left/Sinistra
				 CS-179 Right/Destra
				 CS-191 Right/Destra
1.4 i	55	10.90 → 05.95	 PA-149AF	 PP-133AF con/with ABS
1.4 i 16V	64	10.90 → 06.95	 DI-139	 PP-196AF
				 DP-130
				 GF-101AF
				 TA-106
				 CS-107
1.6 i	66	10.90 → 05.95	 PA-149AF	 PP-196AF
1.6 i 16V	75	10.92 → 05.95	 DI-139	 DP-130
1.6 i 16V 4WD	66	10.90 → 05.95		 GF-142AF
				 TA-106
				 CS-107
1.4	60	10.90 → 06.95	 PA-197AF	 PP-133AF
			 DI-139	 DP-130
				 GF-142AF
				 TA-106





















































	KW					
SUNNY III Hatchback (N14)						
1.4 i 1.4 i 16V	55 64	10.90 → 05.95 10.90 → 05.95	 PA-149AF  DI-139	 PP-133AF  PP-196AF  DP-130  GF-101AF  TA-106  CS-107	con/with ABS	
2.0 GTI 16V	105	10.90 → 05.95	 PA-197AF  DI-185	Imp. SUMITOMO	 PP-197AF  DP-126	Imp. SUMITOMO Imp. BENDIX
2.0 D	55	10.90 → 05.95	 PA-149AF  DI-139		 PP-196AF  DP-130  GF-142AF  TA-106  CS-107  CS-176  CS-179  CS-191	Left\Sinistra Left\Sinistra Right\Destra Right\Destra
2.0 GTI-R 4x4	162	10.90 → 05.95	 PA-010AF  PA-197AF  DI-185	Imp. BENDIX Imp. SUMITOMO	 PP-127AF  PP-197AF  DP-126  DP-131	Imp. BENDIX Imp. SUMITOMO Imp. BENDIX Imp. SUMITOMO
1.6 i 1.6 i 16V 1.6 i 16V 4x4	66 75 75	10.90 → 05.95 10.92 → 05.95 10.92 → 05.95	 PA-149AF  DI-139		 PP-196AF  DP-130  GF-142AF  TA-106  CS-107	
1.5	51	10.90 → 05.95	 PA-149AF		 TA-106	
1.4	60	10.90 → 06.95	 PA-197AF  DI-139	Imp. SUMITOMO	 PP-133AF  DP-130  GF-142AF  TA-106	
SUNNY III Liftback (N14)						
2.0 D	55	10.90 → 05.95	 PA-149AF  DI-139		 PP-196AF  DP-130  GF-142AF  TA-106  CS-107  CS-176  CS-179  CS-191	Left\Sinistra Left\Sinistra Right\Destra Right\Destra
















































	KW				
SUNNY III Liftback (N14) i					
1.4 i 1.4 i 16V	55 64	10.90 → 05.95 10.90 → 06.95	 PA-149AF  DI-139	 PP-133AF  PP-196AF  DP-130  GF-101AF  TA-106  CS-107	con/with ABS
1.6 i	66	10.90 → 05.95	 PA-149AF  DI-139	 PP-196AF  DP-130  GF-142AF  TA-106  CS-107	
1.6 i 16V	75	10.92 → 05.95	 PA-149AF  DI-139	 PP-196AF  DP-130  GF-142AF  TA-106  CS-171	
2.0 i 16V	105	10.90 → 05.95	 PA-197AF  DI-185	Imp. SUMITOMO  PP-197AF  DP-126  TA-106	Imp. SUMITOMO Imp. BENDIX
SUNNY III Traveller (Y10) i					
1.6 i	66	06.91 → 03.00	 PA-193AF  DI-139	 GF-134AF  TA-106  CS-180	
1.6 i 16V 4x4	75	10.92 → 03.00	 PA-193AF  DI-139		
2.0 D	55	06.91 → 03.00	 PA-193AF  DI-139	 GF-134AF  TA-106  CS-181	
1.6 16V 4x4	66	11.90 → 05.95	 PA-193AF  DI-139	 DP-130  CS-180	
SUNNY Traveller (140Y, 150Y) i					
1.4 (HBL310) 1.5 (HBL310)	48 51	06.79 → 02.82 06.79 → 02.82	 PA-112AF  DI-102	 GF-100AF  CS-102	
TERRANO I (WD21) i					
2.4 i 4WD	76	10.87 → 02.93	 PA-137AF  DI-144	 GF-138AF  TA-113  CS-173	























	KW					
TERRANO I (WD21)						
2.7 TD 4WD	73	02.89 → 02.96	 PA-137AF  DI-144	 PP-128AF  DP-119  GF-138AF  TA-113  CS-173	→10.93	
3.0 i 4WD	109	01.90 → 12.95	 PA-137AF  DI-144	 PP-128AF  DP-119  GF-138AF  CS-173		
TERRANO II (R20)						
2.7 TD 4WD	74	02.93 → 01.02	 PA-017AF  DI-144	Imp. LUCAS	 GF-109AF  GF-195AF  TA-109  CS-111  CS-186	10.99→ →09.99 →12.97 10.99→ →09.99
2.4 i 12V 4WD	91	02.93 → 06.96	 PA-017AF  DI-144	Imp. LUCAS	 GF-195AF  TA-109  CS-187	
2.4 4WD 2.4 4WD	87 85	05.96 → 05.96 → 01.02	 PA-017AF  DI-144	Imp. LUCAS	 GF-195AF  TA-109  CS-111	→12.97
2.7 TDi 4WD	92	05.96 →	 PA-017AF  DI-144	Imp. LUCAS	 GF-195AF  TA-109  CS-111  CS-186  CS-187	→12.97 01.98→
3.0 Di 4WD	113	05.02 →	 PA-017AF  DI-144	Imp. LUCAS NO ABS	 GF-109AF  TA-109  CS-111	
2.7 D		02.93 → 01.02	 PA-017AF	Imp. LUCAS	 GF-195AF  TA-109	→12.97
TIIDA Hatchback						
1.6	81	05.04 → 02.07	 PA-013AF  DI-013	Imp. LUCAS	 PP-154AF  GF-013AF  TA-104  CS-125	
TIIDA Hatchback (C11X)						
1.5 dCi	78	09.07 →	 PA-127AF  DI-013		 PP-154AF  GF-013AF  TA-104	










	KW				
TIIDA Hatchback (C11X)					
1.6 1.8	81 93	09.07 → 09.07 →	 PA-013AF  PA-127AF  DI-013	Imp. LUCAS  PP-154AF  GF-013AF  TA-104  CS-117  CS-125	09.09→
TIIDA Tre volumi/Saloon (SC11X)					
1.5 dCi	78	09.07 →	 PA-127AF  DI-013	 PP-154AF  GF-013AF  TA-104	
1.6 1.8	81 93	09.07 → 09.07 →	 PA-013AF  PA-127AF  DI-013	Imp. LUCAS  PP-154AF  GF-013AF  TA-104  CS-117  CS-125	09.09→
TRADE					
3.0 D	63	04.93 → 10.98	 PA-196AF  DI-197	Imp. BENDIX  GF-194AF  CS-896	Imp. LUCAS Imp. LUCAS
2.8 D	59	12.86 → 06.94	 PA-195AF  PA-196AF  DI-197	Imp. BENDIX  GF-138AF  GF-194AF  CS-116  CS-195  CS-896	Imp. LUCAS Made in Spain 01.91→ Imp. LUCAS
TRADE Furgonato/Box					
2.0 D	44	11.86 → 03.93	 PA-196AF  DI-197	 GF-138AF  CS-116	
URVAN Autobus (E23)					
2.0 (E23B)	64	12.82 → 11.88	 PA-116AF  DI-123	 GF-129AF  TA-113  CS-178	
2.3 D (E23B)	51	04.85 → 11.88	 PA-116AF  DI-123	 GF-129AF  TA-113  CS-168	
URVAN Autobus (E24)					
2.4 i	74	05.89 → 09.93	 PA-137AF  DI-143	 GF-138AF  TA-113  CS-178	
2.5 D	59	05.89 → 10.96	 PA-137AF  DI-143	 GF-134AF  TA-113  CS-178	































































	KW			
URVAN Furgonato/Box (E23) <i>i</i> <i>i</i>				
2.0	55	07.81 → 11.82	 PA-116AF	 GF-129AF
2.2 D	47	07.81 → 11.82	 DI-123	 CS-170
2.3 D	50	11.82 → 05.87	 PA-116AF	 GF-129AF
			 DI-123	 CS-168
URVAN Furgonato/Box (E24) <i>i</i> <i>i</i>				
2.0	64	05.87 → 05.97	 PA-137AF	 GF-138AF
2.3 D	51	01.88 → 05.97	 DI-143	 TA-113
			 DI-199	 CS-178
2.6 D	59	12.88 → 05.97	 PA-137AF	 GF-134AF
			 DI-143	 TA-113
				 CS-178
2.7 TD	58	10.94 → 04.97		 GF-138AF
VANETTE Autobus (C22) <i>i</i> <i>i</i>				
2.4 i (SLC22)	77	10.86 → 12.95	 PA-137AF	 GF-138AF
2.4 i (SLC22)	74	10.86 → 12.95	 DI-199	 TA-101
				 CS-179
2.0 D (ULC22)	49	10.86 → 12.95	 PA-196AF	 GF-134AF
2.0 D (ULC22)	47	10.86 → 12.95	 DI-106	 GF-138AF
			→12.87	→12.87
			 DI-199	 TA-101
				 CS-110
				 CS-171
				→12.87
				01.87→
1.6	51	10.86 → 12.95	 PA-137AF	 PP-136AF
			 DI-199	 GF-134AF
				 TA-101
				 CS-171
2.0	66	07.87 → 08.94	 PA-196AF	 GF-106AF
			 DI-199	
VANETTE Autobus (KC120) <i>i</i> <i>i</i>				
1.6	51	01.83 → 12.87	 PA-106AF	 GF-106AF
			 DI-124	 TA-101
				 CS-176
2.0 D (LD20)	49	01.81 → 12.87	 PA-196AF	 GF-138AF
			 DI-106	 CS-110
			01.86→	01.86→
			01.86→	01.86→
VANETTE CARGO Autobus (HC 23) <i>i</i> <i>i</i>				
2.0 D	49	01.96 →	 PA-017AF	 GF-196AF
2.3 D	55	01.96 →	 DI-191	 TA-117
			Imp. LUCAS	 CS-187





























	KW			
VANETTE CARGO Autobus (HC 23) i				
1.6 i	72	01.96 →	 PA-195AF  DI-191	 GF-195AF  TA-117  CS-187
VANETTE CARGO Furgonato/Box (HC 23) i				
1.6 i	71	01.95 →	 PA-195AF  DI-191	 GF-195AF  TA-117  CS-187
2.0 D	49	01.95 →	 PA-017AF  DI-191	Imp. LUCAS  GF-195AF  TA-117
2.3 D	55	01.95 →	 PA-017AF  DI-183  DI-191	Imp. LUCAS  GF-195AF  TA-117  CS-187 Made in Spain
VANETTE Furgonato/Box (C22) i				
2.0 D	49	07.91 → 01.95	 PA-111AF  PA-137AF  PA-195AF  DI-124  DI-199	01.90→ Imp. AKEBONO Made in Spain →07.91 Made in Spain 08.91→ →07.91 08.91→
1.5	51	10.86 → 12.95	 PA-137AF  DI-199	 PP-136AF  GF-106AF  GF-137AF  TA-101  TA-113  CS-171  CS-179 08.91→ →08.91 →07.91 08.91→
X-TRAIL (T30) i				
2.0	103	07.01 →	 PA-154AF  DI-158	 PP-154AF  DP-158  GF-115AF Parking Brake\Freno staz.
2.0 4x4	103	07.01 →		
2.2 DCi	84	10.04 →		
2.2 dCi	100	12.03 →		
2.2 dCi 4x4	100	12.03 →		
2.2 Di 4x4	84	07.01 →		
2.5 4x4	121	01.03 →		
2.0 4x4	110	09.01 →	 DI-158	 PP-154AF  DP-158  GF-115AF Parking Brake\Freno staz.
2.5 4x4	132	11.02 →		
X-TRAIL (T31) i				
2.0	104	06.07 →	 PA-123AF  DI-157	 PP-154AF  DP-158  GF-141AF Parking Brake\Freno staz.
2.0 dCi	127	06.07 →		
2.0 dCi	110	06.07 →		
2.5	124	06.07 →		

	KW			
ATLEON i				
120.35	88	09.00 →		 DP-104
120.66	88	09.00 →		
CABSTAR i				
28.11	81	10.06 →	 PA-117AF  DI-105 Versione 45 Q  DI-161 Versione 35 Q	 PP-100AF Versione 45 Q  PP-101AF Versione 35 Q Imp. BREMBO  GF-109AF
35.13	96	10.06 →	 PA-117AF  DI-105 Versione 45 Q  DI-161 Versione 35 Q	 PP-100AF Versione 45 Q  PP-101AF Versione 35 Q Imp. BREMBO  DP-107  GF-109AF  CS-119 Imp. BOSCH
35.16	101	10.06 →		
45.13	96	10.06 →	 PA-117AF  DI-105 Versione 45 Q  DI-161 Versione 35 Q	 PP-100AF Versione 45 Q  PP-101AF Versione 35 Q Imp. BREMBO  GF-109AF  CS-119 Imp. BOSCH
45.16	110	10.06 →	 PA-117AF  DI-105 Versione 45 Q  DI-161 Versione 35 Q	 PP-100AF Versione 45 Q  GF-109AF  CS-119 Imp. BOSCH
CABSTAR E i				
110.35	78	10.98 → 10.06	 PA-110AF Imp. BOSCH	 GF-110AF  GF-194AF →08.01 Imp. LUCAS
110.45	78	10.98 → 10.06	 PA-196AF Imp. BENDIX	
120.35	88	10.98 → 10.06	 DI-105 Versione 45 Q	
120.45	88	10.98 → 10.06	 DI-161 Versione 35 Q	
75.28	55	10.98 → 10.06	 PA-110AF Imp. BOSCH	 GF-194AF →08.01 Imp. LUCAS  CS-119 08.01→ Imp. BOSCH  CS-896 Imp. LUCAS
90.32	66	10.98 → 10.06	 PA-196AF Imp. BENDIX	
			 DI-110 08.01→	
			 DI-190  DI-197 →08.01	
TRADE i				
3,0	63	01.94 → 12.98		 CS-194

	KW			
M500 <i>i</i> <i>i</i>				
0.5 D	4	01.04 →	 PA-021AF	
PORTER <i>i</i> <i>i</i>				
1.0	33	02.93 → 06.94	 PA-605AF  DI-696  DI-697	 GF-620AF  GF-699AF  CS-699 Imp. LOCKHEED
1.0	35	07.94 → 07.02	 PA-605AF  DI-696  DI-697	 GF-699AF  CS-699 Imp. LOCKHEED
1.0	35	07.94 →		
1.2 D	26	05.95 →		
1.3 i 16V	48	05.98 →		
1.3 i 16V 4x4	48	05.98 →		
1.4 D	28	04.98 →		
PORTER Furgonato/Box <i>i</i> <i>i</i>				
1.0	33	05.95 → 05.98	 PA-605AF  DI-696  DI-697	 GF-699AF  CS-699 Imp. LOCKHEED
1.2 D	26	05.95 →		
1.3 i 16V	48	05.98 →		
1.3 i 16V 4x4	48	05.98 →		
1.4 D	28	04.98 →		
VESPACAR <i>i</i> <i>i</i>				
0.2	8	01.71 →	 PA-605AF	
0.4 D	11	08.93 →		







	KW			
TRANS SPORT '89 i				
3.1	90	07.89 → 03.97	 PA-098AF  DI-098	
3.8	127	07.89 → 03.97		
3.8	123	07.89 → 03.97		
3.8	112	07.89 → 03.97		
33.1	104	07.89 → 03.97		
2.3	108	01.93 → 03.97	 PA-098AF  DI-098	 GF-098AF
2.3	101	01.93 → 03.97		













































	KW			
AEROBACK/ISWARA Hatchback <i>i</i> <i>i</i>				
1.5	66	01.91 → 11.96	 PA-528AF	 PP-504AF
PERSONA 300 <i>i</i> <i>i</i>				
313i	55	03.96 →	 PA-528AF  DI-538	 GF-587AF  TA-506  CS-579
315 GLi/GLSi	66	03.96 →	 PA-528AF  DI-532	 GF-587AF  TA-506  CS-579
315 GLSi	64	09.96 →		
316	70	03.96 →	 PA-530AF  DI-532	 PP-504AF  DP-514
316 GLXi	83	03.96 →		
318 16V GTI	99	03.96 →	 PA-530AF  DI-533	 PP-504AF  DP-514
PERSONA 400 <i>i</i> <i>i</i>				
413	55	01.94 →	 PA-528AF  DI-538	 GF-587AF  TA-506  CS-579
415 GLi/GLSi	66	01.94 →	 PA-528AF  DI-532	 GF-587AF  TA-506  CS-579
420 GLS D	48	05.96 →		
420 TD	60	09.96 →		
416 GLXi	83	01.94 →	 PA-530AF  DI-533	 PP-504AF  DP-514
418	85	05.96 →		
PERSONA 400 Hatchback <i>i</i> <i>i</i>				
413 GLSi	55	01.94 →	 PA-528AF  DI-538	 GF-587AF  TA-506  CS-579
415 GLi/GLSi	66	01.94 →	 PA-528AF  DI-532	 GF-587AF  TA-506  CS-579
420 D	60	09.96 →		
420 GLS D	48	05.96 →		
416 GLXi	83	01.94 →	 PA-530AF  DI-533	 PP-504AF  DP-514
416 i	70	12.95 →		
418 GLXi	85	05.96 →		
SATRIA <i>i</i> <i>i</i>				
1.5	64	07.00 →	 PA-528AF  DI-532	 GF-587AF  TA-506  CS-579
WIRA <i>i</i> <i>i</i>				
1.5	64	08.00 →	 PA-528AF  DI-532	 GF-587AF  TA-506  CS-579






































	KW				
WIRA i					
1.3	55	08.00 →	 PA-528AF  DI-538	 GF-587AF  TA-506  CS-579	
1.6	70	08.00 → 02.02	 PA-530AF	 PP-504AF	
1.3 1.5	57 67	10.05 → 10.05 →	 PA-524AF  PA-528AF  DI-510	 PP-504AF  GF-508AF  GF-587AF  TA-505	10.92→ 01.91→
WIRA Hatchback i					
1.3	55	08.00 →	 PA-528AF  DI-538	 GF-587AF  TA-506  CS-579	
1.5	64	08.00 →	 PA-528AF  DI-532	 GF-587AF  TA-506  CS-579	














































SHUANGHUAN AUTO


































































	KW			
CEO				
2.4 16V Bi-Fuel	93	06.10 →	 PA-585AF	 PP-S02AF

	KW			
CABRIO i				
0.6	52	06.02 → 01.04	 PA-M00AF DI-M00	 GF-M00AF  TA-M00  CS-M00 Right\Destra  CS-M01 Right\Destra  CS-M02 Left\Sinistra  CS-M03 Left\Sinistra
0.6 (S1OLA1)	40	03.00 → 01.04		
0.6 (S1OLD2)	45	01.01 → 01.04		
0.7	45	01.03 → 01.04		
0.7	55	01.03 → 01.04		
0.8 CDI (S1OLC1)	30	03.01 → 01.04		
CITY-COUPÉ (MC01) i				
0.6	45	01.01 → 01.04	 PA-M00AF DI-M00	 GF-M00AF  TA-M00  CS-M00 Right\Destra  CS-M01 Right\Destra  CS-M02 Left\Sinistra  CS-M03 Left\Sinistra
0.6	52	06.02 → 01.04		
0.6 (S1CLA1)	40	07.98 → 01.04		
0.6 (S1CLB1)	33	07.98 → 01.04		
0.7	45	01.03 → 01.04		
0.7	37	01.03 → 01.04		
0.7	55	01.03 → 01.04		
0.8 CDI (S1CLC1)	30	11.99 → 01.04		
CROSSBLADE i				
0.6	52	06.02 →	 PA-M00AF DI-M00	 GF-M00AF  TA-M00  CS-M00 Right\Destra  CS-M01 Right\Destra  CS-M02 Left\Sinistra  CS-M03 Left\Sinistra
FORFOUR i				
1.1 (454.030)	55	01.04 →	 PA-593AF DI-M01	 PP-507AF Imp. LUCAS  DP-M00  GF-511AF  CS-525
1.3 (454.031)	70	01.04 →		
1.5 CDI (454.000)	50	09.04 →		
1.5 (454.032)	80	01.04 →	 PA-593AF DI-M01	 PP-507AF Imp. LUCAS  DP-M00
1.5 BRABUS (454.034)	130	05.05 →		
1.5 CDI (454.001)	70	09.04 →		
1.1	47	02.05 →		
1.5	90	01.04 →	 PA-593AF DI-M01	 PP-507AF Imp. LUCAS  DP-M00  GF-511AF
FORTWO cabrio i				
0.7 (450.432)	45	01.04 →	 PA-M00AF DI-M00	 GF-M00AF  TA-M00  CS-M00 Right\Destra  CS-M01 Right\Destra  CS-M02 Left\Sinistra  CS-M03 Left\Sinistra
0.7 (450.433)	55	01.04 →		
0.8 CDI (450.400)	30	01.04 →		

	KW			
FORTWO Cabrio i				
0.8 CDi (451.400)	33	01.07 →	 PA-M00AF DI-M00	 GF-M00AF
1.0 (451.431)	52	01.07 →		 TA-M00
1.0 Brabus (451.433)	72	01.08 →		 CS-M04
1.0 Turbo (451.432)	62	01.07 →		 CS-M05
FORTWO Coupe i				
0.7 (450.330)	37	01.04 →	 PA-M00AF DI-M00	 GF-M00AF
0.7 (450.332)	45	01.04 →		 TA-M00
0.7 (450.333)	55	01.04 →		 CS-M00 Right\Destra
0.8 CDi (450.300)	30	01.04 →		 CS-M01 Right\Destra  CS-M02 Left\Sinistra  CS-M03 Left\Sinistra
FORTWO Coupé i				
0.8 CDi (451.300)	33	01.07 →	 PA-M00AF DI-M00	 GF-M00AF
1.0 (451.330)	45	01.07 →		 TA-M00
1.0 (451.331)	52	01.07 →		 CS-M04
1.0 Brabus (451.333)	72	01.08 →		 CS-M05
1.0 Turbo (451.332)	62	01.07 →		
0.8 CDi	40	08.09 →		 TA-M00
ROADSTER i				
0.7 (452.432)	45	04.03 →	 PA-M00AF DI-M00	 GF-M00AF
0.7 (452.434)	60	04.03 →		 TA-M00
0.7 Brabus (452.437)	74	12.03 →		 CS-M00 Right\Destra
				 CS-M01 Right\Destra  CS-M02 Left\Sinistra  CS-M03 Left\Sinistra
ROADSTER Coupe i				
0.7 (452.334)	60	04.03 →	 PA-M00AF DI-M00	 GF-M00AF
0.7 Brabus (452.337)	74	12.03 →		 TA-M00
				 CS-M00 Right\Destra
				 CS-M01 Right\Destra  CS-M02 Left\Sinistra  CS-M03 Left\Sinistra
0.7 (452.332)	45	06.03 →		 TA-M00

























































	KW			
ACTYON				
200 Xdi 4WD	104	10.06 →	 PA-H05AF DI-S03	 PP-S01AF  PP-S02AF  DP-S02  GF-S01AF
				Parking Brake/Freno staz.
2.3 4x4	110	11.06 →	 PA-H05AF DI-S03	 PP-S01AF  DP-S02  GF-S01AF
			con/with ABS	Parking Brake/Freno staz.
KORANDO				
2.0 e-XDi	129	11.10 →	 PA-H14AF DI-S06	 PP-K06AF  DP-S04  GF-S03AF
				Parking Brake/Freno staz.
2.0 e-XDi 4x4	129	11.10 →	 PA-H14AF DI-S06	 PP-K06AF  DP-S03  GF-S02AF
				Parking Brake/Freno staz.
KORANDO (K4)				
2.2 D	50	12.88 → 12.96	 PA-997AF DI-S00	 PP-997AF  DP-S99  GF-H01AF
			09.93→ 09.93→ con/with ABS	con/with ABS
KORANDO (KJ)				
2.3	105	01.99 →	 PA-997AF DI-S00	 PP-997AF  DP-S00  GF-H01AF
2.3	103	05.97 →		con/with ABS con/with ABS
2.9 D	73	06.97 → 10.00		
2.9 D (KJ)	72	12.96 →		
2.9 TD	88	04.98 →		
3.2	156	01.99 →		
3.2	162	06.97 →		
3.2 (KJ)	154	12.96 →		
2.3 D (KJ)	58	12.96 →	 PA-901AF  PA-997AF  DI-S00	 PP-997AF  DP-S00  GF-S99AF
			con/with ABS	con/with ABS con/with ABS
2.0	94	05.97 →	 PA-997AF  DI-S00	 PP-997AF  DP-S00  GF-H01AF  CS-S99
			01.01→ 01.01→ con/with ABS	01.01→ con/with ABS 01.01→ con/with ABS 01.01→
KORANDO Cabrio (KJ)				
2.3	105	02.99 →	 PA-997AF DI-S00	 PP-997AF  DP-S00  GF-H01AF
2.3	103	11.97 →		con/with ABS con/with ABS
2.9 TD	88	04.98 →		Drum brakes on the rear axle/Freni a tamburo ad assale post.
3.2	156	01.99 →		
3.2	162	06.97 →		





































































	KW			
KORANDO Cabrio (KJ) i				
2.9 D	72	11.97 →	 PA-997AF  DI-S00 con/with ABS	 PP-997AF  DP-S00  DP-S99  GF-H01AF Drum brakes on the rear axle Freni a tamburo ad assale post.
KYRON i				
2.0 Xdi	104	05.05 →	 PA-H05AF  DI-S03	 PP-S01AF  DP-S01  DP-S02
2.0 Xdi 4x4	104	05.05 →		
2.7 Xdi	121	05.05 →	 PA-H05AF  DI-S03	 PP-S01AF  DP-S02  GF-H01AF
MUSSO (FJ) i				
2.0	93	10.96 →	 PA-997AF  DI-S00 con/with ABS	 PP-997AF  DP-S00  GF-H01AF con/with ABS
2.3	103	10.96 →		
3.2	162	06.96 →		
2.3 D	59	10.95 →	 PA-997AF con/with ABS	 PP-997AF con/with ABS
2.9 D	73	03.96 →	 PA-K14AF  DI-S00 con/with ABS	 DP-S00  GF-H01AF con/with ABS
2.9 TD	88	04.98 →		
2.3	110	04.03 →	 PA-997AF  DI-S00 con/with ABS	 PP-S01AF  DP-S99  GF-H01AF
MUSSO SPORTS i				
2.9 D	88	08.04 →	 PA-997AF  DI-S00 con/with ABS	 PP-997AF  DP-S00  GF-H01AF con/with ABS
REXTON i				
2.9 TD	88	04.02 →	 PA-S02AF  DI-S01	 PP-S01AF  DP-S99  GF-S01AF Parking Brake\Freno staz.
3.2	162	04.02 →	 PA-S02AF  DI-S01  DI-S04  DI-S05 01.04→ →12.03	 PP-S01AF  DP-S01  DP-S99  GF-S01AF 04.06→ Parking Brake\Freno staz.
2.7 Xdi	120	08.04 →	 PA-H05AF  PA-S02AF  DI-S01  DI-S03 →02.06 →02.06 →03.06 02.06→	 PP-S01AF  PP-S02AF  DP-S01  DP-S02  DP-S99 →02.06 03.06→ 04.06→ 04.06→ →03.06






































































	KW			
---	----	---	---	---








































































RODIUS *i* *i*

































































2.7 Xdi	120	05.05 →	 PA-S01AF		 PP-S02AF	
2.7 Xdi 4WD	120	05.05 →	 DI-S02		 DP-S01	





































































	KW			
1800 XT COUPE (XT) <i>i</i> <i>i</i>				
Turbo 4WD	96	01.87 → 12.90	 PA-703AF	 PP-700AF
Turbo 4WD	88	01.88 → 12.90	 DI-703	 DP-700
Turbo 4WD	100	11.84 → 12.90		
E WAGON (E12) <i>i</i> <i>i</i>				
1.2 i (EF12)	40	05.94 →	 PA-795AF	 GF-808AF
E10 (KJ5) <i>i</i> <i>i</i>				
1.0 (EF10)	37	01.88 → 07.93	 DI-701	 PP-700AF
			 DI-702	 GF-707AF
E12 (KA) <i>i</i> <i>i</i>				
1.2 (EF12)		05.88 → 02.96	 DI-701	 PP-700AF
			 DI-702	
E12 (KJ8) <i>i</i> <i>i</i>				
1.2 (EF12)	49	01.88 → 07.93	 DI-701	 PP-700AF
			 DI-702	 GF-799AF
FORESTER <i>i</i> <i>i</i>				
2.0	110	01.08 →	 PA-706AF	 PP-704AF
			 DI-711	 DP-708
FORESTER (SF) <i>i</i> <i>i</i>				
2.0	90	08.97 → 09.02	 PA-708AF	 PP-701AF
			 DI-711	 PP-702AF
				 DP-701
				 GF-798AF
				 TA-700
				 CS-712
				Imp. SUMITOMO
				Imp. AKEBONO
				NO ABS
2.0 S Turbo	130	04.01 → 09.02	 PA-796AF	 PP-701AF
2.0 S Turbo	125	06.98 → 04.01	 DI-711	 PP-702AF
				 DP-701
				Imp. SUMITOMO
				Imp. AKEBONO
2.0	92	06.98 → 09.02	 PA-796AF	 PP-701AF
			 DI-711	 PP-702AF
				 DP-701
				 GF-798AF
				 TA-700
				Imp. SUMITOMO
				Imp. AKEBONO
				NO ABS
FORESTER (SG) <i>i</i> <i>i</i>				
2.0	92	09.02 →	 PA-706AF	 GF-798AF
			 DI-711	 TA-700
				 CS-712
				NO ABS
2.0 S Turbo	130	09.02 →	 PA-706AF	 PP-703AF
			 DI-711	 DP-701
			 DI-725	 CS-712







































































	KW			
FORESTER (SG) <i>i</i> <i>i</i>				
2.5	155	12.03 →	 PA-706AF  DI-711	 PP-703AF  DP-701
2.0 X	116	09.05 →	 PA-706AF  DI-711	 GF-798AF  TA-700
2.5 XT	169	09.05 →	 PA-706AF  DI-711	 PP-702AF  DP-701
FORESTER (SH) <i>i</i> <i>i</i>				
2.0	110	01.08 →	 PA-706AF	 PP-704AF
2.0 D	108	09.08 →	 DI-711	 DP-708  GF-516AF
IMPREZA <i>i</i> <i>i</i>				
2.0R	110	08.07 →	 PA-706AF  DI-711	 PP-704AF  DP-708
1.5	79	02.08 →	 PA-706AF	 PP-704AF
1.5 4 ruote motrici	79	02.08 →	 DI-706	 DP-708  GF-516AF
2.0	110	02.08 →	 PA-706AF	 PP-704AF
2.0 4 ruote motrici	110	01.08 →	 DI-711	 DP-708  GF-516AF
2.5	221	02.08 →	 PA-706AF	 PP-704AF  GF-516AF
2.5 4 ruote motrici	221	01.08 →	 DI-713	 GF-516AF
2.5 4 ruote motrici	169	01.08 →	 PA-706AF  DI-713	 PP-704AF  GF-516AF
2.0 D 4 ruote motrici	110	01.09 →	 PA-706AF  DI-725	 PP-704AF  DP-706  GF-516AF
IMPREZA (GC) <i>i</i> <i>i</i>				
1.6 i 4WD	66	08.92 → 12.00	 PA-706AF  PA-711AF  DI-706  DI-706	 PP-701AF  PP-702AF  DP-701  GF-798AF  TA-700  CS-706
1.8 i 4WD	76	08.92 → 12.00	 PA-706AF  DI-706  DI-706	 PP-701AF  PP-702AF  DP-701  GF-710AF  TA-700  CS-713


























































	KW				
IMPREZA (GC)					
2.0 Turbo GT 4WD	155	03.94 → 12.00	 PA-708AF  DI-711  DI-725	 PP-701AF  PP-702AF  DP-701  DP-702  GF-798AF	Imp. SUMITOMO Imp. AKEBONO
2.0 i 4WD	85	10.95 → 12.00	 PA-708AF  PA-711AF  DI-705  DI-706	 PP-701AF  PP-702AF  DP-701  GF-798AF  TA-700	Imp. SUMITOMO Imp. AKEBONO NO ABS
1.6 i	66	08.92 → 12.00	 PA-705AF  PA-711AF  DI-705  DI-706	 PP-701AF  PP-702AF  DP-701  GF-798AF  TA-700  CS-703	Imp. SUMITOMO Imp. AKEBONO NO ABS
1.6 i	70	06.98 → 12.00	 PA-147AF  PA-711AF  DI-706	 PP-129AF  DP-701  GF-798AF  TA-700  CS-703	NO ABS
2.0 i 4WD	92	06.98 → 12.00	 PA-147AF  PA-711AF  DI-706	 PP-129AF  DP-701  GF-798AF  TA-700  CS-712	NO ABS
2.0 Turbo GT 4WD	160	06.98 → 12.00	 PA-147AF  DI-706	 PP-129AF  DP-701	
1.6 i 4WD	70	06.98 → 12.00	 PA-705AF  PA-711AF  DI-706	 PP-701AF  PP-702AF  DP-701  GF-798AF  TA-700  CS-703	Imp. SUMITOMO Imp. AKEBONO NO ABS
IMPREZA (GD, GG)					
1.6 AWD	70	12.00 →	 PA-147AF  PA-711AF  DI-706	 GF-798AF  CS-703	
2.0	92	12.00 →	 PA-147AF  DI-706	 PP-703AF  DP-701	























































	KW			
IMPREZA (GD, GG)				
2.0 WRX Turbo	160	12.00 →	 PA-147AF  DI-725	 PP-703AF  DP-705  GF-710AF Parking Brake/Freno staz.
2.0 WRX STi	195	11.01 →	 PA-147AF  DI-725	 PP-129AF  DP-705
2.0 WRX Turbo	165	12.02 →	 PA-706AF  DI-711	 PP-703AF  DP-705  GF-710AF  CS-713 Parking Brake/Freno staz.
2.0 WRX STi	235	02.04 →	 PA-706AF  DI-711	 DP-705  GF-710AF  CS-713 Parking Brake/Freno staz.
2.0 R	118	09.05 →	 PA-188AF  DI-711	 PP-703AF  DP-701
2.5 WRX	169	09.05 →	 PA-188AF  PA-706AF  DI-725	 PP-703AF  DP-705  DP-709
2.5 WRX ST1	206	09.05 →	 PA-706AF  DI-725	 PP-703AF  DP-709  GF-710AF Parking Brake/Freno staz.
2.0 AWD	206	10.05 →		 DP-709
2.5 AWD	221	10.05 →	 PA-706AF  DI-713	 PP-704AF
IMPREZA Coupe (GFC)				
2.0 4WD	85	12.95 → 12.00	 PA-708AF  PA-711AF  DI-705  DI-706	 PP-701AF  PP-702AF  DP-701  GF-709AF  TA-700 Imp. SUMITOMO Imp. AKEBONO NO ABS
1.6	66	12.96 → 12.00	 PA-705AF  PA-711AF  DI-705  DI-706	 PP-701AF  PP-702AF  DP-701  GF-798AF  CS-703 Imp. SUMITOMO Imp. AKEBONO
1.6 4WD	66	12.96 → 12.00	 PA-705AF  PA-711AF  DI-705  DI-706	 PP-701AF  PP-702AF  DP-701  GF-798AF  TA-700  CS-705 Imp. SUMITOMO Imp. AKEBONO


































































	KW			
IMPREZA Coupe (GFC) i				
2.0 Turbo 4WD	155	12.96 → 12.00	 PA-796AF  DI-711	 PP-701AF  PP-702AF  DP-701 Imp. SUMITOMO Imp. AKEBONO
IMPREZA Station wagon (GD, GG) i				
1.6	70	12.00 →	 PA-147AF  PA-711AF  DI-706	 PP-129AF  GF-798AF
2.0	92	12.00 →	 PA-147AF  DI-725	 PP-129AF  DP-701
2.0 Turbo	160	12.00 →	 PA-147AF  DI-725	 PP-129AF  DP-705  GF-710AF Parking Brake\Freno staz.
2.0 WRX Turbo	165	12.02 →	 PA-706AF  DI-711	 PP-703AF  DP-705  GF-710AF  CS-713 Parking Brake\Freno staz.
2.0 R	118	09.05 →	 PA-188AF  DI-711	 PP-703AF  DP-701
2.5 WRX	169	09.05 →	 PA-706AF  DI-725	 PP-703AF  DP-705
IMPREZA Station wagon (GF) i				
1.6 i 4WD	66	08.92 → 12.00	 PA-705AF  PA-711AF  DI-705  DI-706	 PP-701AF  PP-702AF  DP-701  GF-798AF  TA-700  CS-705 Imp. SUMITOMO Imp. AKEBONO NO ABS
1.8 i 4WD	76	08.92 → 12.00	 PA-705AF  PA-711AF  DI-705  DI-706	 PP-701AF  PP-702AF  DP-701  GF-710AF  TA-700  CS-713 Imp. SUMITOMO Imp. AKEBONO Parking Brake\Freno staz. NO ABS
2.0 i Turbo 4WD	155	03.94 → 12.00	 PA-708AF  DI-711	 PP-701AF  PP-702AF  DP-701  GF-798AF  CS-712 Imp. SUMITOMO Imp. AKEBONO
























































	KW				
IMPREZA Station wagon (GF) i					
1.6 i	70	06.98 → 12.00	 PA-705AF  PA-711AF  DI-705  DI-706	 PP-701AF  PP-702AF  DP-701  GF-798AF  TA-700  CS-712	Imp. SUMITOMO Imp. AKEBONO NO ABS
2.0 16V AWD	92	06.98 → 12.00	 PA-147AF  DI-706	 PP-129AF  DP-701  GF-798AF  TA-700	NO ABS
2.0 Turbo GT 4WD	160	06.98 → 12.00	 PA-147AF  DI-706	 PP-129AF  DP-701	
1.6 i 4WD	70	06.98 → 12.00	 PA-705AF  PA-706AF  PA-711AF  DI-705  DI-706	 PP-701AF  DP-701  GF-798AF  TA-700  CS-712	Imp. SUMITOMO NO ABS
2.0 4WD	85	12.95 → 12.00	 PA-708AF  PA-711AF  DI-705  DI-706	 PP-701AF  PP-702AF  DP-701  GF-798AF  TA-700  CS-712	Imp. SUMITOMO Imp. AKEBONO NO ABS
JUSTY I (KAD) i					
1000	40	11.84 → 06.89	 PA-101AF  PA-702AF  DI-701  DI-702	 GF-808AF  CS-707	Imp. AKEBONO
1000 4WD (KAD-A)	37	05.87 → 11.94			
1000 4WD (KAD-A)	40	11.84 → 12.90			
1000	37	05.87 → 10.95	 PA-707AF  DI-702	 GF-808AF  CS-707	
1200	49	05.87 → 10.95	 PA-702AF  PA-710AF  DI-702  DI-709	 GF-808AF  CS-707	Imp. AKEBONO
1200 4WD	50	10.86 → 12.90			
1200 4WD (KAD-A)	49	05.87 → 05.91			
1200 4WD	55	10.90 → 12.94	 PA-707AF  DI-709	 GF-808AF  CS-707	
JUSTY II (JMA, MS) i					
1.3 4x4	63	04.01 → 11.03	 PA-805AF  DI-806	 GF-811AF  CS-832  CS-837	Imp. SUMITOMO Right\Destra Left\Sinistra
1.3 GX 4x4	50	10.95 → 11.03			











































	KW			
JUSTY III (G3X)				
1.3	69	09.03 →	 PA-885AF	 GF-821AF
1.5	73	09.03 →	 DI-817	 CS-840
JUSTY IV				
1.0	51	01.07 →	 PA-809AF	 GF-610AF
			 DI-614	 CS-630
			 DI-618	 CS-631
			Rim Size/Diam Cerchio:13	
			Rim Size/Diam Cerchio:14	
LEGACY I (BC)				
1800 4WD	76	01.89 → 09.91	 PA-705AF	 PP-701AF
			 DI-706	 DP-701
				 GF-709AF
				 CS-705
2000 4WD	85	08.91 → 07.94	 PA-705AF	 PP-701AF
			 DI-706	 DP-701
				 GF-798AF
2200 4WD	100	01.89 → 07.94	 PA-705AF	 PP-701AF
			 DI-706	 DP-701
2000 Turbo 4WD	147	05.92 → 07.94	 PA-708AF	 PP-701AF
			 DI-711	 DP-702
1800	76	01.89 → 12.93	 PA-705AF	 PP-701AF
			 DI-705	 DP-701
			 DI-706	 GF-798AF
				 CS-703
1.6i 16V		02.89 →	 PA-705AF	 GF-798AF
			 DI-706	 CS-703
LEGACY I Station wagon (BJF)				
1800 4WD	76	01.89 → 07.94	 PA-705AF	 PP-701AF
			 DI-706	 DP-701
				 GF-798AF
				 CS-703
2000 4WD	85	09.91 → 07.94	 PA-705AF	 PP-701AF
			 DI-706	 DP-701
				 DP-702
				 GF-798AF
2000 Turbo Super 4WD	147	05.92 → 07.94	 PA-708AF	 PP-701AF
			 DI-711	 DP-702
2000	85	09.91 → 12.93	 PA-705AF	 PP-701AF
2200 Super 4WD	100	01.89 → 07.94	 DI-706	 DP-701
1800	76	01.89 → 07.94	 PA-705AF	 PP-701AF
			 DI-705	 GF-798AF
			 DI-706	 CS-703
























































	KW			
LEGACY II (BD, BG)				
2.0 i	85	09.94 → 03.99	 PA-708AF	 PP-701AF
2.0 i 4WD	85	09.94 → 03.99	 PA-711AF  DI-706	 DP-701  GF-798AF  TA-700
				Imp. SUMITOMO NO ABS
2.2 i 4WD	96	06.96 → 03.99	 PA-705AF	 PP-701AF
2.2 i 4WD	94	09.94 → 03.99	 PA-711AF  DI-706	 DP-701  GF-798AF  TA-700
				Imp. SUMITOMO NO ABS
2.5 i 4WD	110	06.96 → 03.99	 PA-711AF  PA-796AF  DI-711	 PP-701AF  DP-702  GF-798AF  TA-700
				Imp. SUMITOMO NO ABS
LEGACY II Station wagon (BD, BG)				
2.0 i	85	09.94 → 11.98	 PA-708AF	 PP-701AF
2.0 i 4WD	85	09.94 → 11.98	 PA-711AF  DI-706	 DP-701  GF-798AF  TA-700
				Imp. SUMITOMO NO ABS
2.2 i 4WD	96	06.96 → 11.98	 PA-705AF	 PP-701AF
2.2 i 4WD	94	09.94 → 11.98	 PA-711AF  DI-706	 DP-701  GF-798AF  TA-700
				Imp. SUMITOMO NO ABS
2.5 i 4WD	110	06.96 → 11.98	 PA-711AF  PA-796AF  DI-711	 PP-701AF  DP-702  GF-798AF
				Imp. SUMITOMO
LEGACY III (BE, BH)				
2.0	92	04.99 → 08.03	 PA-711AF  PA-796AF  DI-706  DI-711	 PP-701AF
				→07.00 Imp. SUMITOMO 08.00→ →08.03 Imp. AKEBONO
2.5	115	10.98 → 08.03	 PA-796AF  DI-711	 PP-701AF
				→07.00 Imp. SUMITOMO 08.00→ →08.03 Imp. AKEBONO
3.0 H6 AWD	154	08.00 → 08.03	 PA-796AF  DI-725	 PP-702AF  DP-707
				Imp. AKEBONO

























































	KW			
LEGACY III Station wagon (BE, BH)				
2.5	115	12.98 → 08.03	 PA-796AF  DI-711	 PP-701AF →07.00 Imp. SUMITOMO  PP-702AF 08.00→ →08.03 Imp. AKEBONO  DP-707
2.0	92	12.98 → 08.03	 PA-711AF  PA-796AF  DI-706  DI-711	 PP-701AF Imp. SUMITOMO  DP-707
3.0 H6 AWD	154	08.00 → 08.03	 PA-796AF  DI-725	 PP-702AF Imp. AKEBONO  DP-707
LEGACY IV				
2.0	101	09.03 →	 PA-706AF  DI-711	 PP-704AF  DP-706  GF-711AF Parking Brake/Freno staz.
2.5	121	09.03 →		
3.0	180	09.03 →		
2.0 D	110	06.08 →	 PA-706AF  DI-725	 PP-704AF  DP-706  GF-711AF Parking Brake/Freno staz.
2.0	121	06.05 →		 GF-711AF Parking Brake/Freno staz.
2.0	140	06.05 →		
2.0	110	09.07 →		
2.5	127	09.07 →		
LEGACY V				
2.0 D	110	09.09 →	 PA-706AF  DI-725	 PP-704AF  DP-708
2.5 i	123	09.09 →		
2.0 i	110	09.09 →	 PA-706AF  DI-711	 PP-704AF  DP-708
LEONE I (AB)				
1800 4WD	60	09.80 → 10.84	 PA-701AF  DI-700  DI-704	 GF-701AF  CS-700
1800 4WD	59	09.80 → 10.84		
1800 FWD		01.79 → 12.84		
1300	45	03.79 → 10.84	 PA-701AF  DI-700  DI-704	 GF-701AF  CS-702
1600	63	03.79 → 10.84	 PA-701AF  DI-700  DI-704	 GF-701AF  CS-700  CS-702




























































	KW			
LEONE I Hatchback i				
1800 4WD	59	09.80 → 10.84	 PA-701AF  DI-700  DI-704	 GF-701AF  CS-700
1600 1800 Turismo 4WD	63 60	03.79 → 10.84 09.80 → 10.84	 PA-701AF  DI-700  DI-704	 GF-701AF  CS-700  CS-702
1300	45	03.79 → 10.84	 PA-701AF  DI-700  DI-704	 GF-701AF  CS-702
LEONE I Station wagon i				
1600 4WD 1800 4WD (AM)	52 59	03.79 → 10.84 09.80 → 10.84	 PA-701AF  DI-700  DI-704	 GF-701AF  CS-700
1600 1800 Super 4WD (AM, AJ)	63 60	03.79 → 10.84 09.80 → 10.84	 PA-701AF  DI-700  DI-704	 GF-701AF  CS-700  CS-702
1300	45	03.79 → 10.84	 PA-701AF  DI-700  DI-704	 GF-701AF  CS-702
LEONE II i				
1.8 1800 4WD 1800 4WD 1800 4WD 1800 4WD Cat.	77 72 88 66 70	06.85 → 07.86 01.88 → 12.90 01.88 → 12.90 11.84 → 12.90 07.86 → 09.91	 PA-703AF  DI-703	 PP-700AF  DP-700  GF-704AF  CS-704
1800 Turbo 4WD	96	03.89 → 12.90	 PA-703AF  DI-703	 PP-700AF  DP-700  GF-705AF
1800 Turbo 4WD	100	11.84 → 12.90	 PA-703AF  DI-703	 PP-700AF  DP-700
1300	48	11.84 → 09.91	 PA-703AF  DI-703	 PP-700AF  DP-700  GF-704AF  CS-711
1600	55	11.84 → 09.91	 PA-703AF  DI-703	 PP-700AF  DP-700  GF-701AF  CS-704
1.6 1.8 1.8 GL	52 66 59	06.85 → 07.90 06.85 → 07.87 08.86 → 07.89		 PP-700AF  DP-700



















































	KW			
LEONE II i				
1.8 Turbo AWD	100	06.85 → 07.86		 PP-700AF  DP-700  GF-705AF
LEONE II Station wagon i				
1800 4WD	88	01.88 → 12.90	 PA-703AF  DI-703	 GF-704AF  CS-704
1800 4WD	66	11.84 → 12.90		
1800 4WD	72	12.86 → 07.91		
1800 Super 4WD Cat.	70	07.86 → 02.92		
1800 Super 4WD	96	03.89 → 12.90	 PA-703AF  DI-703	 PP-700AF  DP-700  GF-705AF  CS-704
1800 Super Turbo 4WD	100	11.84 → 12.90	 PA-703AF  DI-703	 PP-700AF  DP-700  GF-704AF
LIBERO Autobus (E10, E12) i				
1.0 4WD (E10, KJ6)	37	01.83 → 12.87	 PA-101AF  DI-702	 GF-707AF  CS-709
1.2 4WD (E12, KJ8)	38	08.86 → 02.00	 PA-101AF →12.88  PA-707AF 01.89→  DI-701 →12.88  DI-702 →12.88  DI-709 01.89→	 GF-707AF  CS-709
1.2 i 4WD (E12, FA)	40	08.91 → 02.00	 PA-707AF  DI-709	 GF-707AF  CS-709
MV (AS_) i				
1.6	52	06.78 → 04.81	 PA-702AF Imp. AKEBONO	
1.8	60	05.81 → 08.86	 PA-701AF  DI-700  DI-704	
OUTBACK i				
2.5 3.0	121 180	11.03 → 11.03 →	 PA-706AF  DI-725	 PP-704AF  DP-705  GF-711AF Parking Brake\Freno staz.
2.0 D	110	09.08 →	 PA-706AF  DI-725	 PP-704AF  DP-706  GF-711AF Parking Brake\Freno staz.
2.0 D 2.5 i	110 123	09.09 → 09.09 →	 PA-706AF  DI-725	 PP-704AF  DP-708































































	KW			
OUTBACK <i>i</i> <i>i</i>				
3.6 R	191	09.09 →	 PA-709AF	 DP-708
OUTBACK (BE, BH) <i>i</i> <i>i</i>				
3.0 H6	154	10.00 → 08.03	 PA-796AF  DI-725	 PP-701AF  DP-705 Imp. SUMITOMO
2.5	115	10.00 → 08.03	 PA-796AF  DI-711	 PP-701AF  DP-707 Imp. SUMITOMO
REX II/ MINI JUMBO <i>i</i> <i>i</i>				
550	23	08.81 → 06.87	 PA-101AF	 GF-700AF
550 4WD	23	08.83 → 06.87	 DI-707	
550 Turbo	30	07.84 → 06.87		
700	27	08.82 → 06.89	 PA-101AF  DI-701	01.86→ 01.86→  GF-707AF  CS-706
REX III/ MINI JUMBO/ M80-70 <i>i</i> <i>i</i>				
0.5	28	06.89 → 07.90	 PA-101AF	 GF-797AF
0.5 4WD	28	06.89 → 07.90	 DI-707	 CS-706
0.5 Kompressor	45	06.89 → 07.90		
0.8	31	06.89 → 03.92	 PA-799AF  DI-707	 GF-797AF  CS-798
0.7	35	07.90 → 03.92	 PA-101AF	 GF-797AF
0.7 4WD	35	07.90 → 03.92	 DI-707	 CS-799
0.7 Kompressor 4WD	47	07.90 → 02.92		FrontAnteriore
SVX (CX) <i>i</i> <i>i</i>				
3.3 i 24V 4WD (CXW)	169	09.92 → 09.94	 PA-137AF	 PP-701AF
3.3 i 24V 4WD (CXW)	162	09.94 → 12.97	 DI-710	 DP-703 Imp. SUMITOMO
TREZIA <i>i</i> <i>i</i>				
1.3i	73	01.11 →	 PA-269AF	 PP-214AF
1.4 D	66	01.11 →	 DI-2014	 DP-241
TRIBECA (B9) <i>i</i> <i>i</i>				
3.0	184	01.05 →	 PA-709AF  DI-712	 PP-705AF  DP-704  GF-702AF Parking Brake/Freno staz.
VIVIO <i>i</i> <i>i</i>				
660 4WD	32	03.92 → 10.95	 PA-798AF	 GF-797AF  CS-798




















































	KW			
ALTO I (SS80) i				
0.8 (SS80F, SS80G)	29	06.82 → 12.85	 PA-404AF  DI-800	Imp. SUMITOMO  GF-802AF  CS-808
ALTO II (EC) i				
0.8 (SB308/CA)	29	01.86 → 11.93	 PA-404AF  DI-801	Imp. SUMITOMO  GF-808AF  CS-810 →12.87  CS-813 01.88→ →08.92
ALTO III (EF) i				
1.0	43	01.00 →	 PA-805AF  DI-806	Imp. SUMITOMO  GF-808AF  TA-815
1.0	39	09.94 → 06.02		
ALTO IV (FF) i				
1.1	46	06.02 →	 PA-825AF  DI-812	 GF-822AF  CS-841
ALTO V (GF) i				
1.0	50	01.09 →	 PA-809AF  DI-822	 GF-825AF
BALENO (EG) i				
1.3	52	09.96 → 05.02	 PA-816AF →12.98	 GF-811AF
1.3 i 16V	63	07.95 → 05.02	 DI-814	 TA-811
1.6 i 16V	72	07.95 → 05.02		 CS-832 Right/Destra
1.6 i 16V 4x4	72	07.95 → 05.02		 CS-837 Left/Sinistra
1.8 GT	89	03.96 → 05.02	 PA-816AF  DI-891	 PP-601AF  DP-800  GF-811AF
1.9 TD	55	04.98 → 05.02	 PA-816AF  DI-891	 PP-601AF  DP-800
BALENO Hatchback (EG) i				
1.3	52	09.96 → 05.02	 PA-816AF →12.98	 GF-811AF
1.3 i 16V	63	07.95 → 05.02	 DI-814	 TA-811
1.6 i 16V	72	07.95 → 05.02		 CS-832 Right/Destra
1.6 i 16V 4x4	72	07.95 → 05.02		 CS-837 Left/Sinistra
1.8 GT	89	03.96 → 05.02	 PA-816AF	 PP-601AF
1.9 TD	55	04.98 → 05.02	 DI-891	 DP-800
BALENO Station wagon (EG) i				
1.6 i 16V	72	08.96 → 05.02	 PA-816AF	 GF-811AF
1.6 i 16V 4x4	72	08.96 → 05.02	 DI-814	 TA-811
				 CS-832 Right/Destra
				 CS-837 Left/Sinistra

























































	KW			
BALENO Station wagon (EG) i				
1.8 i 16V	89	08.96 → 05.02	 PA-816AF  DI-891	 PP-601AF  DP-800  TA-811
1.3 16V	63	03.97 → 05.02	 PA-815AF  PA-816AF  DI-814	01.99→ →12.98  GF-811AF  TA-811  CS-832  CS-837 Right\Destra Left\Sinistra
1.9 TD	55	04.98 → 05.02	 PA-816AF  DI-891	 PP-601AF  DP-800
CAPPUCINO i				
0.7	47	02.92 → 08.95	 PA-805AF  DI-806	Imp. SUMITOMO
CARRY Furgonato/Box (FD) i				
1.3	58	03.99 →	 PA-809AF	 GF-411AF  TA-813  CS-457  CS-842 Left\Sinistra Front Axle Right\Assale anterio
1.3 16 V	58	03.00 →	 PA-809AF	 GF-411AF  TA-813
0.8 (DA21) F8A	29	01.86 →	 PA-404AF  DI-801	Imp. SUMITOMO  GF-809AF  CS-816  CS-817 Left\Sinistra Right\Destra
CARRY Furgonato/Box (ST90V) i				
0.8	27	11.80 → 10.85	 PA-404AF  DI-801	Imp. SUMITOMO  GF-809AF  CD-803  CS-802  CS-817 Right\Destra
GRAND VITARA i				
1.6 4 ruote motrici	78	04.05 →	 PA-802AF	 GF-824AF
2.0 4 ruote motrici	103	10.05 →	 PA-807AF  DI-821	 CS-823  CS-824 Left\Sinistra Right\Destra
1.9 DDiS	95	10.05 →	 PA-802AF  PA-807AF  DI-821	 GF-818AF  GF-824AF  CS-823  CS-824 Left\Sinistra Right\Destra
3.2 4 ruote motrici	171	01.09 →	 PA-802AF  DI-821	

























































	KW			
GRAND VITARA (FT, GT)				
1.6	69	03.98 →	 PA-893AF	 GF-818AF
2.0	94	03.98 →	 DI-809	 TA-805
2.5 V6 24V (FT)	106	04.98 →		 CS-823 Left\Sinistra
				 CS-824 Right\Destra
2.0 TD Intercooler	64	03.98 →	 PA-893AF	 GF-818AF
			 DI-811	 TA-805
				 CS-823 Left\Sinistra
				 CS-824 Right\Destra
2.0 HDI 110	80	07.01 →	 PA-893AF	 GF-818AF
			 DI-811 →07.05	 TA-812
			 DI-819 08.05→	 CS-823 Left\Sinistra
				 CS-824 Right\Destra
2.7 XL-7	127	09.01 →	 PA-893AF	 GF-818AF
			 DI-809	 TA-812
				 CS-823 Left\Sinistra
				 CS-824 Right\Destra
2.7 XL-7	135	04.03 →	 PA-893AF	 GF-818AF
			 DI-809	 TA-812
			 DI-819 08.05→	 CS-823 Left\Sinistra
				 CS-824 Right\Destra
2.5 V6 24V	116	04.01 →	 PA-893AF	 GF-818AF
			 DI-809 →07.05	 CS-823 Left\Sinistra
			 DI-819 08.05→	 CS-824 Right\Destra
IGNIS (FH)				
1.3	61	10.00 → 09.03	 PA-809AF	 GF-808AF
			 DI-890	 CS-841
1.3 4WD	61	10.00 → 09.03	 PA-809AF	 GF-822AF
			 DI-890	 CS-841
IGNIS II				
1.3	69	09.03 →	 PA-885AF	 GF-821AF
1.3 DDiS	51	09.03 →	 DI-817	 CS-840
1.5	73	09.03 →		
1.5 4x4	73	09.03 →		
1.5 Sport	80	12.03 →		
JIMNY (FJ)				
1.3 16V	60	02.01 →	 PA-803AF	 GF-411AF
1.3 16V	59	09.98 →	 DI-807	 CS-457 Left\Sinistra
1.3 16V 4WD	60	02.01 →		 CS-842 Right\Destra
1.3 16V 4WD	59	09.98 →		




















































	KW			
JIMNY (FJ) i				
1.5 DDiS 4WD	48	12.03 →	 PA-803AF  DI-808 Imp. SUMITOMO	 GF-411AF  CS-457  CS-842 Left\Sinistra Right\Destra
1.3 16V 4x4	63	08.05 →	 PA-803AF  DI-824  DI-825	 GF-411AF
1.5 DDiS 4x4	63	08.05 →	 PA-897AF  DI-807  DI-808  DI-824  DI-825 Imp. SUMITOMO 01.06→ 01.06→	 GF-411AF  CS-457  CS-842 Left\Sinistra Right\Destra
1.3 4x4	63	09.98 → 08.00	 PA-803AF  DI-807	 GF-411AF
LIANA (ER) i				
1.3	66	03.02 →	 PA-810AF  DI-891	 GF-811AF  TA-811  CS-832  CS-837 Right\Destra Left\Sinistra
1.4 DDiS	66	03.05 →		
1.6	76	03.02 →		
1.6	78	04.02 →		
1.6 4WD	76	03.02 →		
1.6 4WD	78	04.02 →		
LJ 80 i				
0.8	29	01.80 → 01.84	 PA-803AF  DI-814	 GF-800AF  CD-802  CD-806  CD-807  CD-807  CS-802  CS-806  CS-807  CS-807 Left\Sinistra Inferiore\Under Front Left\Ant. Sinistra Superiore\Over Front Left\Ant. sinistro Right Rear\Posteriore destra Right Front\Anteriore destro Lower\Inferiore Right Front\Anteriore destro Upper\Superiore
SAMURAI (SJ) i				
1.0 (SJ 410)	33	11.88 →	 PA-803AF  PA-806AF  PA-898AF  DI-807 Imp. LUCAS	 GF-810AF  GF-899AF  TA-802  CD-811  CS-811 Made in Japan Made in Spain































































	KW			
SAMURAI (SJ)				
1.3 (SJ 413)	51	11.88 →	 PA-898AF 08.92→ Imp. LUCAS →08.00  PA-899AF  DI-807	 GF-810AF Made in Japan  GF-899AF Made in Spain  TA-800 →08.90  TA-801 09.90→  CS-899
1.3 (SJ 413)	47	11.88 →	 PA-898AF 08.92→ Imp. LUCAS →08.00  PA-899AF  DI-807	 GF-805AF →12.95 Parking Brake\Freno staz.  GF-810AF Made in Japan  GF-899AF Made in Spain  TA-800 →08.90  TA-801 09.90→  CS-899
1.3 (SJ 413)	44	11.88 →		 PA-803AF  PA-806AF  PA-898AF  DI-807 Imp. LUCAS
1.9 TD	46	11.98 →	 PA-803AF  PA-806AF  PA-898AF  DI-807 Imp. LUCAS	 GF-810AF Made in Japan  GF-899AF Made in Spain  TA-802  CS-894
SANTANA				
1.0 (SJ410) F10A		01.84 →	 PA-803AF  PA-806AF  PA-898AF  DI-807 Imp. LUCAS	 GF-804AF →09.85  GF-806AF 09.85→  TA-801 09.85→  TA-802  CD-811  CD-812  CS-811 →07.85  CS-812 08.85→
1.3 (SJ413)		01.85 →	 PA-898AF 08.92→ Imp. LUCAS →08.00  PA-899AF  DI-807	 GF-899AF Lower clean screw  TA-802  CD-812  CS-804  CS-894 UPPER CLEAN SCREW  CS-899 LOWER CLEAN SCREW
1.0 (SJ410) F10A MADE IN SPAIN		04.82 →03.88	 PA-899AF  DI-807	 GF-899AF  TA-802  CD-812  CS-812 Left\Sinistra  CS-894 UPPER CLEAN SCREW  CS-899 LOWER CLEAN SCREW

	KW			
SIDEKICK i				
1.6 (JLX - JS - JX)	59	04.89 → 04.96	 PA-806AF  PA-897AF  DI-807  DI-808	Imp. SUMITOMO  GF-898AF  CD-815 01.91→  →12.95  CS-820 →12.90 Right\Destra  CS-821 →12.90 Left\Sinistra  CS-822 01.91→ →12.95 Left\Sinistra
SJ 410 i				
1.0	33	09.81 → 12.88	 PA-803AF 01.85→  PA-806AF  DI-807 01.85→	 GF-801AF 01.85→  GF-805AF 01.85→ Parking Brake\Freno staz. →12.87  TA-802 01.85→  CD-800 Right\Destra  CD-801 Right\Destra  CD-802  CD-812 01.85→  CS-800 Left\Sinistra  CS-801 Left\Sinistra  CS-802 Left\Sinistra  CS-812 01.85→
SJ 413 i				
1.3	44	08.86 → 08.90	 PA-803AF  PA-806AF  PA-898AF Imp. LUCAS  DI-807	 GF-801AF  TA-801  CD-812  CS-804
1.3	47	09.84 → 12.88	 PA-803AF  PA-806AF  DI-807	 GF-801AF  TA-802  CD-812  CS-804
SPLASH i				
1.0	48	01.08 →	 PA-800AF  DI-815	 GF-815AF
1.2	63	01.08 →		
1.3 CDTI	55	01.08 →		
SUPER CARRY Autobus (ED) i				
1.0	30	09.94 → 03.99	 PA-404AF Imp. SUMITOMO  DI-801	 GF-809AF  CS-816 Left\Sinistra  CS-817 Right\Destra




















































	KW			
SUPERCARRY Pick-Up , Van (SK410) i				
1.0 (F10A)	33	01.86 →	 PA-404AF →12.94 Imp. SUMITOMO  PA-886AF 01.95→  DI-801	 GF-809AF  CS-816 Left\Sinistra  CS-817 Right\Destra
SWIFT Cabriolet (SF413) i				
1.3 (SF413, AK35)	50	09.91 → 10.96	 PA-135AF Imp. AKEBONO  DI-804	 PP-800AF  DP-800  GF-813AF  CS-819
SWIFT I (AA) i				
1.0 (SA310, AA41/43)	37	10.83 → 03.89	 PA-804AF →12.86  PA-896AF 01.87→  DI-801  DI-806 01.87→	 GF-807AF →12.86  GF-813AF 01.87→  CS-818
1.0 Turbo (SA310)	52	02.85 → 12.89	 PA-804AF  DI-801	 GF-807AF →12.86  GF-813AF 01.87→
1.3 GTi/GXi (SA413, AA33)	74	08.86 → 03.89	 PA-805AF Imp. SUMITOMO  DI-804	 GF-813AF  CS-818
1.3 (SA413, AA51)	50	10.84 → 03.89	 PA-804AF  DI-801	 GF-813AF  CS-818
1.3 (SA413, AA51/53)	54	10.84 → 03.89		
1.3 (SA413, AA53)	47	08.86 → 03.89		
SWIFT II (AH, AJ) i				
1.3 (SF413, AH35, MA)	50	03.89 → 05.01	 PA-805AF Imp. SUMITOMO  PA-818AF  DI-806	 GF-811AF  GF-813AF  TA-810  CS-818 →01.95  CS-832 04.92→ Right\Destra  CS-837 04.92→ Left\Sinistra
1.3 (SF413, AH35)	52	03.89 → 12.91	 PA-805AF Imp. SUMITOMO  DI-806	 GF-813AF  TA-810  CS-818
1.6 (SF416, AH14)	70	11.89 → 12.91	 PA-135AF Imp. AKEBONO  PA-805AF Imp. SUMITOMO  DI-805	 GF-811AF  TA-810  CS-820 Rear Axle Left\Assale posterior  CS-821 Rear Axle Right\Assale posterior
1.6 4WD (SF416, AJ14)	70	11.89 → 12.91		
1.6 i (SF416, AH14)	68	01.90 → 05.01		
1.6 i 4WD (SF416, AJ14)	68	01.90 → 05.01		









	KW				
SWIFT II Hatchback (EA, MA)					
1.0 (SF310, AA44)	37	03.89 → 05.01	 PA-805AF	→10.96	 GF-813AF
1.0 i (SF310, AA44)	39	09.91 → 05.01	 DI-801	Imp. SUMITOMO	 TA-810
			 DI-806	→10.96	 CS-818
1.0 i (SF310, AA44)	40	03.89 → 12.91	 PA-896AF		 GF-813AF
			 DI-801		 TA-810
			 DI-806		 CS-818
1.3 (SF413, AB35)	50	03.89 → 05.01	 PA-805AF	Imp. SUMITOMO	 GF-811AF
			 PA-818AF		 TA-810
			 DI-806	→10.96	 CS-818
					 CS-832
					 CS-837
					→01.95 04.92→ Right\Destra 04.92→ Left\Sinistra
1.3 4WD (SF413, AA35)	50	03.89 → 05.01	 PA-135AF	Imp. AKEBONO	 PP-800AF
1.3 4WD (SF413, AF35)	52	10.89 → 12.91	 DI-805		 DP-800
1.3 GTi (SF413, AA34)	74	03.89 → 05.01			 GF-811AF
					 TA-810
					 CS-818
					 CS-832
					 CS-837
					→01.95 04.92→ Rear Axle Right\Assale posterior 04.92→ Rear Axle Left\Assale posterior
1.3 (SF413, AB35)	52	03.89 → 12.91	 PA-805AF	Imp. SUMITOMO	 GF-813AF
			 DI-806		 TA-810
					 CS-818
SWIFT III (SG)					
1.5	75	02.05 →	 PA-800AF		 GF-815AF
			 PA-820AF	Made in Japan	
			 DI-823		
1.3	68	02.05 →	 PA-800AF		 GF-815AF
1.3 4x4	66	01.06 →	 PA-820AF	Made in Japan	 CS-846
1.3 4x4	68	02.05 →	 DI-815		
1.3 DDiS	55	08.05 →	 PA-800AF		 GF-815AF
1.3 DDiS	51	08.05 →	 DI-815		 CS-846
1.6	92	05.06 →	 PA-800AF		 GF-815AF
			 PA-820AF	Made in Japan	 CS-846
			 DI-823		


























































	KW			
SWIFT IV i				
1.2	66	10.10 →	 PA-343AF	 PP-801AF
1.2	69	10.10 →	 DI-826	 DP-801
1.2 4x4	69	10.10 →		
1.2 4x4	66	10.10 →		
1.3 DDiS	55	10.10 →		
SX4 i				
1.6	73	06.06 →	 PA-801AF	 GF-817AF
1.6 DDiS	66	04.07 →	 PA-819AF	 CS-846
1.6 VVT	79	06.06 →		
1.9 DDiS	88	06.06 →	 DI-820	
2.0 DDiS	99	07.09 →		
2.0 DDiS 4x4	99	07.09 →		
VITARA (ET, TA) i				
1.6 (ET)	60	07.88 → 12.91	 PA-806AF	 GF-812AF
1.6 (TA)	59	07.88 → 03.98	 DI-807	 GF-814AF 01.91→
			 DI-808 Imp. SUMITOMO	 TA-803 Left\Sinistra
				 CS-820 Right\Destra
				 CS-821
1.6 16V (ET)	71	07.90 → 03.98	 PA-806AF	 GF-812AF
			 DI-807	 GF-898AF 01.92→
			 DI-808 Imp. SUMITOMO	 TA-803 Left\Sinistra
				 CS-829 Right\Destra
				 CS-830
2.0 TD (ET)	52	12.94 → 03.98	 PA-893AF	 GF-894AF 03.95→
2.0 TD Intercooler (ET)	64	12.95 → 03.98	 DI-816	 TA-816 Left\Sinistra
2.0 V6 24V (ET)	100	12.94 → 03.98		 CS-829 Right\Destra
				 CS-830
2.0 16V (ET)	97	12.96 → 03.98	 PA-893AF 05.97→	 GF-894AF
			 DI-807	 TA-816 Left\Sinistra
				 CS-829 Right\Destra
				 CS-830
1.9 D (ET)	50	01.95 → 03.98	 PA-893AF	 GF-894AF
			 DI-808 Imp. SUMITOMO	 TA-816
				 CS-899
2.6 V6 24V (FT)	118	12.95 → 03.98	 PA-893AF	
1.9 D (ET)	55	08.96 → 03.98	 PA-893AF	 GF-894AF
			 DI-808 Imp. SUMITOMO	 CS-899
















































	KW				
VITARA Cabrio (ET, TA)					
1.6 (TA)	59	07.88 → 01.95	 PA-806AF  DI-808	Imp. SUMITOMO  GF-812AF  GF-814AF  TA-803  CS-820  CS-821	01.91→ Left\Sinistra Right\Destra
1.6 16V (ET)	71	07.90 → 03.99	 PA-806AF  PA-897AF  DI-808	Imp. SUMITOMO  GF-812AF  GF-897AF  GF-898AF  CS-829  CS-830	01.92→ Left\Sinistra Right\Destra
2.0 16V (ET)	97	12.96 → 03.99	 PA-893AF  DI-807	 GF-894AF  TA-816  CS-829  CS-830	Left\Sinistra Right\Destra
1.9 D (ET)	50	01.95 → 03.98	 PA-893AF  DI-808	Imp. SUMITOMO  GF-894AF  TA-816  CS-899	
1.9 D (ET)	55	08.96 → 03.99			
WAGON R+ (EM)					
1.0	48	02.98 → 05.00	 PA-813AF  DI-812	 GF-797AF  GF-820AF  TA-808  TA-814  CS-799	→01.00 →01.00
1.2	51	02.98 → 05.00			
1.2 4WD	51	02.98 → 05.00			
1.2	59	06.04 →	 PA-885AF  DI-817	 GF-821AF	
WAGON R+ (MM)					
1.3	56	05.00 →	 PA-885AF  DI-817  DI-818	 GF-822AF  TA-817  CS-840	
1.3 4WD	56	10.01 →	 PA-885AF  DI-818	 GF-822AF  TA-817  CS-840	
1.3	69	09.03 →	 PA-885AF  DI-817	 GF-821AF  TA-817  CS-840	
1.3 DDiS	51	09.03 →			
1.3	65	08.01 →		 TA-817	
X-90 (EL)					
1.6 i 16V	71	09.95 →	 PA-806AF  DI-807	 GF-830AF  CS-829  CS-830	Left\Sinistra Right\Destra
1.6 i 16V 4x4	71	09.95 →			




















































TATA (TELCO)
























































	KW			
2000 D i				
2.0 D			 PA-003AF	 GF-003AF  CS-003
2000 TD i				
2.0 TD			 PA-003AF	 GF-003AF  CS-003
INDICA i				
1.4 D	39	10.98 →	 PA-080AF	 GF-811AF
1.4 i	55	10.98 →	 PA-805AF	 CS-002
			 DI-080	 CS-004
			 DI-081	
1.4 TD	52	07.03 →	 PA-080AF	 CS-002
			 PA-805AF	 CS-004
			 DI-081	
INDIGO i				
1.4	62	01.03 →	 PA-080AF	 GF-811AF
1.4 D	46	01.03 →	 PA-805AF	 CS-002
			 DI-080	 CS-004
			 DI-081	
INDIGO MARINA i				
1.4	62	01.03 →	 PA-080AF	 GF-811AF
1.4 D	46	01.03 →	 PA-805AF	 CS-002
			 DI-080	 CS-004
			 DI-081	
SAFARI i				
1.9 D	66	04.00 →	 PA-003AF	 GF-003AF
			 DI-005	 CS-003
2.0 16V	101	06.99 →	 PA-003AF	 GF-003AF
			 DI-016	
2.0 TD 4X4 (403.001)		02.01 →	 PA-001AF	 GF-003AF
			 PA-003AF	 TA-005
			 DI-005	 CS-003
2.2 TDiC	103	07.06 →	 PA-001AF	
2.2 TDiC 4 ruote motrici	103	07.06 →	 DI-017	





























































	KW			
XENON				
2.2 DiCOR	103	01.09 →	 PA-001AF	 GF-003AF
2.2 DiCOR 4x4	103	01.09 →	 DI-016  DI-017	
			All-wheel Drive4 ruote motrici	






















































	KW					
1000 / COPAIN (KP30_) i						
1.0	33	04.69 →	 PA-124AF  PA-600AF  DI-202	Imp. BENDIX Imp. SUMITOMO	 GF-206AF	
1000 Furgonato/Box (KP36V_) i						
1.0	33	04.69 →	 PA-124AF  PA-600AF  DI-202	Imp. BENDIX Imp. SUMITOMO	 GF-206AF	
4 RUNNER i						
3.0 Turbo-D	92	11.95 →	 PA-254AF  DI-287	Imp. SUMITOMO	 GF-227AF  TA-221  CS-212	Parking Brake/Freno staz.
4 RUNNER (_N130) i						
3.0 Turbo-D (KZN 130)	92	10.93 → 03.96	 PA-254AF  DI-287	Imp. SUMITOMO	 GF-239AF  TA-221  CS-212	
3.0 V6 (VZN 130)	105	07.90 → 11.95	 PA-254AF  PA-291AF  DI-271  DI-287	10.93→ Imp. SUMITOMO →12.93 10.93→ →12.93	 GF-239AF  TA-221  CS-212	
2.4 (RN61)	82	08.87 → 03.96	 PA-254AF  PA-291AF  DI-271  DI-287	→12.90 Imp. SUMITOMO 01.91→	 GF-239AF  TA-221  CS-290	01.90→
2.7 i 4x4	112	11.95 → 03.96	 PA-254AF	Imp. SUMITOMO	 GF-239AF	
3.4 i 4x4	136	11.95 → 03.96	 DI-2024  DI-205	Rim Size/Diam Cerchio: 16	 TA-221	
2.4 TD (LN130)	66	01.90 → 01.93	 PA-254AF  DI-271	Imp. SUMITOMO	 GF-239AF  TA-221  CS-527	
2.4 TD 4x4	66	08.89 → 11.95	 PA-254AF  DI-271  DI-287	Imp. SUMITOMO	 GF-239AF	
AURIS i						
1.4 D-4D	66	03.07 →	 PA-250AF  DI-2018  DI-229	Made in Japan	 PP-214AF  PP-220AF  DP-234  DP-243	Made in Japan Made in Great Britain Made in Great Britain Made in Japan











































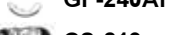







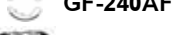





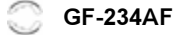












	KW			
AURIS				
1.33 Dual-VVTi	74	05.09 →	 PA-250AF	 PP-214AF Made in Japan
1.4 VVTi	71	03.07 →	 PA-269AF Made in Japan	 PP-220AF Made in Great Britain
1.6	97	05.09 →	 DI-2018 Made in Japan	 DP-234 Made in Great Britain
1.6 VVTi	91	03.07 →	 DI-229	 DP-243 Made in Japan
2.0 D-4D	93	03.07 →	 PA-244AF	 PP-214AF Made in Japan
2.2 D	130	03.07 →	 DI-2018 Made in Japan	 PP-220AF Made in Great Britain
			 DI-264	 DP-234 Made in Great Britain
				 DP-243 Made in Japan
AVENSIS				
1.6	97	02.09 →	 PA-244AF	 PP-223AF
1.6 VVT-i	97	05.09 →	 DI-2016	 DP-240
1.8	108	02.09 →		
2.0 D	93	02.09 →		
2.2 D	130	02.09 →	 PA-276AF	 PP-223AF
2.2 D-CAT	130	05.09 →	 DI-2015	 DP-240
AVENSIS (T25)				
1.6 VVT-i	81	04.03 →	 PA-206AF	 PP-200AF
1.8	95	04.03 →	 DI-211	 DP-214
2.0	108	04.03 →		 GF-231AF Parking Brake\Freno staz.
2.4	125	09.03 →		
2.4	120	10.03 →		
2.0 D-4D	93	03.06 →	 PA-206AF	 PP-200AF
2.0 D-4D	85	04.03 →	 DI-235	 DP-214
				 GF-231AF Parking Brake\Freno staz.
2.2 D-4D	110	10.05 →	 PA-206AF	 PP-200AF
2.2 D-CAT	130	07.05 →	 DI-235	 DP-242
				 GF-231AF Parking Brake\Freno staz.
AVENSIS (_T22_)				
1.6 (AT220_)	81	09.97 → 10.00	 PA-282AF	 DP-236 →07.01
1.6 (AT220_)	74	09.97 → 10.00	 DI-279 Drum brakes on the rear axle\Freni a tamburo ad assale post.	 GF-216AF
1.8 (AT221_)	81	09.97 → 10.00		 TA-202
2.0 (ST220_)	94	09.97 → 10.00		 CS-201 Right\Destra
				 CS-203 Left\Sinistra
2.0 TD (CT220_)	66	09.97 → 02.03	 PA-282AF	 PP-213AF
			 DI-279 Drum brakes on the rear axle\Freni a tamburo ad assale post.	 DP-236 →07.01
				 DP-244 08.01→
				 GF-216AF
				 TA-202
				 CS-201 Right\Destra
				 CS-203 Left\Sinistra





































































	KW			
AVENSIS (_T22_)				
2.0 D-4D (CDT220_)	81	10.99 → 02.03	 PA-263AF Disc brakes on the rear axle\Freni a disco ad assale post.  PA-282AF →06.01 Drum brakes on the rear axle\Freni a tamburo ad assale post.  DI-279 Drum brakes on the rear axle\Freni a tamburo ad assale post.	 PP-219AF →07.01  DP-236 08.01→  DP-244  GF-216AF  TA-202  CS-201 Right\Destra  CS-203 Left\Sinistra
1.6 VVT-i 1.8 VVT-i	81 95	10.00 → 02.03 10.00 → 02.03	 PA-221AF  PA-282AF  DI-279 Drum brakes on the rear axle\Freni a tamburo ad assale post.	 PP-213AF →07.01  DP-236 08.01→  DP-244  GF-216AF  TA-202  CS-201 Right\Destra  CS-203 Left\Sinistra
2.0 VVT-i	110	10.00 → 02.03	 PA-221AF  PA-282AF →06.01  DI-279 Drum brakes on the rear axle\Freni a tamburo ad assale post.	 PP-213AF →06.01  PP-219AF 07.01→  DP-236 →07.01  DP-244 08.01→  GF-216AF  TA-202  CS-201 Left\Sinistra  CS-203 Right\Destra
AVENSIS Liftback (_T22_)				
1.6 (AT220_) 1.6 (AT220_) 1.8 (AT221_) 2.0 (ST220_)	81 74 81 94	09.97 → 10.00 09.97 → 10.00 09.97 → 10.00 09.97 → 10.00	 PA-282AF  DI-279 Drum brakes on the rear axle\Freni a tamburo ad assale post.	 DP-236 →07.01  GF-216AF  TA-202  CS-201 Right\Destra  CS-203 Left\Sinistra
2.0 TD (CT220_)	66	09.97 → 02.03	 PA-282AF  DI-279 Drum brakes on the rear axle\Freni a tamburo ad assale post.	 PP-213AF →07.01  DP-236 08.01→  DP-244  GF-216AF  TA-202  CS-201 Right\Destra  CS-203 Left\Sinistra






























































	KW			
AVENSIS Liftback (_T22_)				
2.0 D-4D (CDT220_)	81	10.99 → 02.03	 PA-221AF 07.01→ →02.03  PA-263AF Disc brakes on the rear axle\Freni a disco ad assale post.  PA-282AF →06.01 Drum brakes on the rear axle\Freni a tamburo ad assale post.  DI-279 Drum brakes on the rear axle\Freni a tamburo ad assale post.	 PP-219AF  DP-236 →07.01  DP-244 08.01→  GF-216AF  TA-202  CS-201 Right\Destra  CS-203 Left\Sinistra
1.6 VVT-i	81	10.00 → 02.03	 PA-221AF  PA-282AF  DI-279 Drum brakes on the rear axle\Freni a tamburo ad assale post.	 PP-213AF  DP-236 →07.01  DP-244 08.01→  GF-216AF  TA-202  CS-201 Right\Destra  CS-203 Left\Sinistra
1.8 VVT-i	95	10.00 → 02.03	 PA-221AF 07.01→ →02.03  PA-282AF →06.01  DI-279 Drum brakes on the rear axle\Freni a tamburo ad assale post.	 DP-236 →07.01  DP-244 08.01→  GF-216AF  TA-202  CS-201 Right\Destra  CS-203 Left\Sinistra
2.0 VVT-i	110	10.00 → 02.03	 PA-221AF 07.01→ →02.03  PA-282AF →06.01  DI-279 Drum brakes on the rear axle\Freni a tamburo ad assale post.	 PP-213AF →06.01  PP-219AF 07.01→  DP-236 →07.01  DP-244 08.01→  GF-216AF  TA-202  CS-201 Right\Destra  CS-203 Left\Sinistra
AVENSIS Station wagon (T25)				
1.6 VVT-i	81	04.03 →	 PA-206AF  DI-211	 PP-200AF  DP-214  GF-231AF Parking Brake\Freno staz.
1.8	95	04.03 →		
2.0	108	04.03 →		
2.4	125	09.03 →		
2.4	120	10.03 →		
2.0 D-4D	93	03.06 →	 PA-206AF	 PP-200AF
2.0 D-4D	85	04.03 →	 DI-235	 DP-214  GF-231AF Parking Brake\Freno staz.































































	KW			
AVENSIS Station wagon (T25) i				
2.2 D-4D	110	10.05 →	 PA-206AF	 PP-200AF
2.2 D-CAT	130	07.05 →	 DI-235	 DP-242
				 GF-231AF Parking Brake\Freno staz.
AVENSIS Station wagon (T27) i				
2.2 D	130	02.09 →	 PA-276AF	 PP-223AF
			 DI-2015	 DP-240
AVENSIS Station Wagon (_T22_) i				
1.6 (AT220_)	81	09.97 → 10.00	 PA-282AF	 DP-236 →07.01
1.6 (AT220_)	74	09.97 → 10.00	 DI-279 Drum brakes on the rear axle\Freni a tamburo ad assale post.	 GF-216AF
1.8 (AT221_)	81	09.97 → 10.00		 TA-202
2.0 (ST220_)	94	09.97 → 10.00		 CS-201 Right\Destra
				 CS-203 Left\Sinistra
2.0 TD (CT220_)	66	09.97 → 02.03	 PA-282AF	 PP-213AF
			 DI-279 Drum brakes on the rear axle\Freni a tamburo ad assale post.	 DP-236 →07.01
				 DP-244 08.01→
				 GF-216AF
				 TA-202
				 CS-201 Right\Destra
				 CS-203 Left\Sinistra
2.0 D-4D (CDT220_)	81	10.99 → 02.03	 PA-263AF	 PP-219AF
			 PA-282AF Disc brakes on the rear axle\Freni a disco ad assale post.	 DP-236 →07.01
			 DI-279 →06.01	 DP-244 08.01→
			 DI-279 Drum brakes on the rear axle\Freni a tamburo ad assale post.	 GF-216AF
				 TA-202
				 CS-201 Right\Destra
				 CS-203 Left\Sinistra
1.6 VVT-i	81	10.00 → 02.03	 PA-282AF	 DP-236 →07.01
			 DI-279 Drum brakes on the rear axle\Freni a tamburo ad assale post.	 DP-244 08.01→
				 GF-216AF
				 TA-202
				 CS-201 Right\Destra
				 CS-203 Left\Sinistra
2.0 VVT-i	110	10.00 → 02.03	 PA-221AF 07.01→	 PP-213AF →06.01
			 PA-282AF →02.03	 PP-219AF 07.01→
			 DI-279 →06.01	 DP-236 →07.01
			 DI-279 Drum brakes on the rear axle\Freni a tamburo ad assale post.	 DP-244 08.01→
				 GF-216AF
				 TA-202
				 CS-201 Right\Destra
				 CS-203 Left\Sinistra




































































	KW					
AVENSIS Station Wagon (_ T22_) i						
1.8 VVT-i	95	10.00 → 02.03	 PA-221AF  PA-282AF  DI-279	07.01→ →02.03 →06.01 Drum brakes on the rear axle\Freni a tamburo ad assale post.	 DP-236  DP-244  GF-216AF  TA-202  CS-201  CS-203	→07.01 08.01→ Right\Destra Left\Sinistra
1.9 D	61	10.97 → 05.98		 DP-236	→07.01	
AVENSIS Tre volumi/Saloon (T25) i						
1.6 VVT-i	81	04.03 →	 PA-206AF  DI-211		 PP-200AF  DP-214  GF-231AF	Parking Brake\Freno staz.
1.8	95	04.03 →				
2.0	108	04.03 →				
2.4	125	09.03 →				
2.4	120	10.03 →				
2.0 D-4D	93	03.06 →	 PA-206AF  DI-235		 PP-200AF  DP-214  GF-231AF	Parking Brake\Freno staz.
2.0 D-4D	85	04.03 →				
2.2 D-4D	110	10.05 →	 PA-206AF  DI-235		 PP-200AF  DP-242  GF-231AF	Parking Brake\Freno staz.
2.2 D-CAT	130	07.05 →				
AVENSIS Tre volumi/Saloon (T27) i						
2.0	112	02.09 →	 PA-244AF  DI-2016		 PP-223AF  DP-240	
2.2 D	110	02.09 →	 PA-276AF  DI-2015		 PP-223AF  DP-240	
AVENSIS VERSO i						
2.0 D-4D	85	08.01 →	 PA-213AF		 PP-219AF  DP-258  GF-223AF	Parking Brake\Freno staz.
2.0 VVT-i	110	08.01 →	 PA-221AF  DI-2002  DI-213			
AYGO i						
1.0	50	07.05 →	 PA-217AF		 GF-212AF  TA-203  CS-207	
1.4 HDi	40	07.05 →	 DI-269			
CAMRY i						
2.4 VVTi Hybrid	105	01.06 →	 PA-277AF		 PP-218AF  DP-247	
2.4 VVTi LE	116	01.06 →	 DI-2020			





































































	KW			
CAMRY (_V1_) i				
2.2 (SXV10)	100	06.91 → 08.96	 PA-264AF  DI-275  DI-291	 PP-213AF  DP-225  DP-226
3.0 (VCV10)	138	06.91 → 08.96	 PA-264AF  PA-265AF  DI-275	 PP-213AF  DP-225  DP-226
CAMRY (_V20) i				
3.0 24V (MCV20_)	140	08.96 → 11.01	 PA-213AF  DI-2002  DI-275	 PP-213AF  DP-225
2.2 (SXV20_)	96	08.96 → 11.01	 PA-264AF  DI-275  DI-291	 PP-213AF  DP-225  GF-601AF
2.2	93	11.00 → 11.01	 PA-264AF  DI-275	 PP-213AF  DP-225
3.0 V6	135	08.96 → 11.01	 PA-213AF  DI-275	 PP-213AF  DP-225
CAMRY (_V2_) i				
2.0 (SV21_, SV25_)	94	11.86 → 05.91	 PA-237AF  PA-249AF  DI-252  DI-258	Imp. SUMITOMO  PP-213AF  DP-202  DP-205  GF-240AF  CS-219  CS-220
2.0 Gli 16V (SV21_, SV25_)	89	11.86 → 05.91		Left\Sinistra Right\Destra
2.5 V6 GXI (VZV21_)	118	02.88 → 05.91	 PA-237AF  DI-258  DI-263	 PP-213AF  DP-202  GF-240AF  CS-219  CS-220
2.0 Turbo-D (CV20_)	62	11.86 → 05.91	 PA-237AF  DI-252  DI-258	 GF-234AF  CS-219  CS-220
2.0 Turbo-D (CV20_)	63	11.88 → 05.91	 PA-237AF  DI-252	 GF-234AF  CS-219  CS-220
1.8 i (SV20_)	66	10.86 → 08.88	 PA-235AF  DI-252	 GF-234AF  CS-219  CS-220
				Left\Sinistra Right\Destra


























































	KW			
CAMRY (_V2_) i				
2.0 4x4	94	08.88 → 05.91	 PA-249AF  DI-258	Imp. SUMITOMO
2.0 GLi 4x4	88	10.87 → 07.88	 PP-213AF  DP-205	
CAMRY (_V30) i				
2.4 VVT-i	112	11.01 →	 PA-218AF  DI-2000  DI-2001	 PP-216AF  DP-226
3.0 V6	137	11.01 →	 PA-218AF  DI-2000  DI-2001	 PP-259AF  DP-226
2.4 VVTi Hybrid	105	01.06 →	 PA-277AF	 PP-218AF
2.4 VVTi LE	116	01.06 →		
3.5 VVTi XLE	197	01.06 →	 PA-277AF  DI-2020	 PP-218AF  DP-247
CAMRY Liftback (V1) i				
1.8	66	02.83 → 10.86	 PA-235AF  DI-236	 GF-234AF  CS-219  CS-220
				Left\Sinistra Right\Destra
1.8 Turbo-D	54	10.84 → 01.88	 PA-235AF  PA-237AF  DI-236	→12.85  GF-234AF  CS-219  CS-220
				Left\Sinistra Right\Destra
2.0	73	04.86 → 01.88	 PA-235AF  DI-236	 GF-240AF  CS-219  CS-220
				Left\Sinistra Right\Destra
CAMRY Station Wagon (_V10) i				
2.2 (SXV10)	100	03.92 → 07.96	 PA-264AF  DI-275  DI-291	 PP-213AF  DP-225  DP-226
3.0 (VCV10)	138	03.92 → 07.96	 PA-264AF  PA-265AF  DI-275	 PP-213AF  DP-225  DP-226
CAMRY Station Wagon (_V2_) i				
2.0 (SV21_)	94	11.86 → 05.91	 PA-237AF	 PP-213AF
2.0 GLi 16V (SV21_)	89	11.86 → 05.91	 PA-249AF  DI-252  DI-258	Imp. SUMITOMO  DP-202  DP-205  GF-234AF  CS-219  CS-220
				08.88→ →07.88 Left\Sinistra Right\Destra
2.0 Turbo-D (CV20_)	62	11.86 → 05.91	 PA-237AF  DI-252  DI-258	 GF-234AF  CS-219  CS-220
				Left\Sinistra Right\Destra



























































	KW			
CAMRY Station Wagon (_V2_) i				
2.0 Turbo-D (CV20_)	63	11.88 → 05.91	 PA-237AF  DI-252	 GF-240AF  CS-219  CS-220 Left\Sinistra Right\Destra
2.5 (VZV21_)	118	01.90 → 05.91	 PA-237AF  DI-258  DI-263	 PP-213AF  DP-202
1.8 (SV20_)	66	11.86 → 08.88	 PA-237AF  DI-252	 GF-234AF  CS-219  CS-220 Left\Sinistra Right\Destra
CAMRY Tre volumi/Saloon (V1) i				
1.8	66	02.83 → 10.86	 PA-235AF	 GF-234AF
2.0 GLI	79	03.83 → 10.86	 DI-236	 CS-219  CS-220 Left\Sinistra Right\Destra
2.0	73	04.86 → 01.88	 PA-235AF  DI-236	 GF-240AF  CS-219  CS-220 Left\Sinistra Right\Destra
1.8 Turbo-D	54	11.83 → 01.88	 PA-235AF  PA-237AF  DI-236	→12.85  GF-234AF  CS-219  CS-220 Left\Sinistra Right\Destra
2.0 GLi 4x4	88	10.87 → 07.88	 PA-249AF  DI-258	Imp. SUMITOMO  PP-213AF  DP-205  CS-294
CARINA (TA1_) i				
1.6	55	02.76 → 03.78	 PA-228AF	 GF-601AF
1.6	63	10.75 → 03.78	 DI-210	 CS-213
1.6 (TA12)	58	05.73 → 03.78		
CARINA (TA4L, TA6_L) i				
1.6 (TA4L, TA60L)	55	01.78 → 09.83	 PA-228AF	 GF-601AF
1.8	57	01.78 → 05.83	 DI-210	 CS-213
1.8 D	48	04.82 → 09.83		
1.8	63	01.82 → 02.87	 PA-228AF  DI-223	 GF-601AF  CS-213
1.8 XE	62	08.81 → 09.83	 DI-223	 GF-601AF
CARINA E (_T19_) i				
1.6 (AT190)	73	12.93 → 09.97	 PA-264AF	 GF-234AF
1.6 (AT190)	85	12.93 → 09.97	 DI-252	 TA-208
1.6 GLI (AT190)	79	04.92 → 09.97	 DI-277	 CS-219  CS-220 Left\Sinistra Right\Destra























































	KW				
CARINA E (_T19_)					
2.0 GLI (ST191)	98	04.92 → 09.97	 PA-264AF  DI-215	 PP-213AF  DP-202  GF-234AF  TA-208  CS-294  CS-295	Right\Destra Left\Sinistra
2.0 GTi (ST191)	116	04.92 → 02.94	 PA-235AF  DI-215  DI-294	 PP-213AF  DP-224  GF-234AF  TA-208  CS-219  CS-220	Left\Sinistra Right\Destra
2.0 GTi 16V (ST191_)	129	03.94 → 09.97	 PA-235AF  DI-294	 PP-213AF  DP-224  CS-219  CS-220	Left\Sinistra Right\Destra
1.8 (AT191)	79	01.95 → 09.97	 PA-264AF  DI-281	 GF-234AF  TA-208  CS-294  CS-295	Left\Sinistra Right\Destra
2.0 D (CT190)	54	04.92 → 01.96	 PA-264AF  DI-215  DI-281	 GF-234AF  TA-208  CS-294  CS-295	Right\Destra Left\Sinistra
2.0 i (ST191)	93	12.93 → 09.97	 PA-264AF  DI-215	 PP-213AF  DP-224  CS-294  CS-295	Right\Destra Left\Sinistra
2.0 TD (CT190)	61	01.96 → 09.97	 PA-264AF  DI-215	 GF-220AF  TA-208  CS-224  CS-225	Right\Destra Left\Sinistra
1.6 16V	78	10.95 → 09.97	 PA-264AF  DI-281	 GF-234AF  TA-208  CS-219  CS-220	Rear Axle Left\Assale posterior Rear Axle Right\Assale posterio
1.8 GL	92	10.94 → 09.97	 PA-264AF  DI-281	 GF-234AF  TA-208	























































	KW			
CARINA E Sportswagon (_T19_) i				
1.6 GLI (AT190_)	79	01.93 → 09.97	 PA-263AF	 GF-234AF
1.6 i (AT190_)	73	02.95 → 09.97	 PA-264AF	 TA-208
			 DI-215	 CS-219
			 DI-277	 CS-220
				Left/Sinistra
				Right/Destra
2.0 D (CT190_)	54	01.93 → 01.96	 PA-264AF	 GF-234AF
2.0 GLI (ST191_)	98	01.93 → 09.97	 DI-215	 TA-208
				 CS-294
				 CS-295
				Right/Destra
				Left/Sinistra
1.8 i (AT191_)	79	02.95 → 09.97	 PA-264AF	 GF-234AF
			 DI-281	 TA-208
				 CS-294
				 CS-295
				Left/Sinistra
				Right/Destra
2.0 i (ST191_)	93	05.95 → 09.97	 PA-264AF	 CS-294
			 DI-215	 CS-295
				Right/Destra
				Left/Sinistra
2.0 TD (CT190_)	61	01.96 → 09.97	 PA-264AF	 GF-220AF
			 DI-215	 TA-208
				 CS-224
				 CS-225
				Right/Destra
				Left/Sinistra
1.8 GL	92	10.94 → 09.97	 PA-264AF	 GF-201AF
			 DI-281	 TA-208
CARINA E Tre volumi/Saloon (_T19_) i				
1.6 (AT190)	79	01.93 → 09.97	 PA-264AF	 GF-234AF
			 DI-252	 TA-208
			 DI-277	 CS-219
			 DI-281	 CS-220
				Left/Sinistra
				Right/Destra
1.6 GLI (AT190)	79	04.92 → 09.97	 PA-264AF	 GF-234AF
			 DI-252	 TA-208
			 DI-277	 CS-219
				 CS-220
				Left/Sinistra
				Right/Destra
2.0 (ST191)	98	01.93 → 09.97	 PA-264AF	 GF-234AF
			 DI-215	 TA-208
				 CS-294
				 CS-295
				Right/Destra
				Left/Sinistra
2.0 GLI (ST191)	98	04.92 → 09.97	 PA-264AF	 PP-213AF
			 DI-215	 DP-202
				 GF-234AF
				 TA-208
				 CS-294
				 CS-295
				Right/Destra
				Left/Sinistra



















































	KW			
CARINA E Tre volumi/Saloon (_T19_)				
2.0 GTi 16V (ST191_)	129	03.94 → 09.97	 PA-235AF  DI-294	 PP-213AF  DP-224  CS-219  CS-220 Left\Sinistra Right\Destra
1.6 (AT190)	73	01.95 → 09.97	 PA-264AF  DI-281	 GF-234AF  TA-208  CS-219  CS-220 Left\Sinistra Right\Destra
1.6 (AT190)	78	10.95 → 09.97		
1.6 16V (AT190_)	85	12.94 → 09.97		
1.8 i 16V (AT191)	79	01.95 → 09.97	 PA-264AF  DI-281	 GF-234AF  TA-208  CS-294  CS-295 Left\Sinistra Right\Destra
2.0 D (CT190)	54	08.92 → 01.96	 PA-264AF  DI-215  DI-281	 GF-234AF  TA-208  CS-294  CS-295 Right\Destra Left\Sinistra
2.0 i (ST191)	93	12.92 → 09.97	 PA-264AF  DI-215	 CS-294  CS-295 Right\Destra Left\Sinistra
2.0 TD (CT190_)	61	01.96 → 09.97	 PA-264AF  DI-215	 GF-220AF  TA-208  CS-224  CS-225 Right\Destra Left\Sinistra
2.0 GTi (ST191_)	116	04.92 → 02.94	 PA-235AF  DI-215  DI-294	 PP-213AF  DP-224  GF-234AF  TA-208  CS-219  CS-220 Left\Sinistra Right\Destra
1.8	85	04.92 → 09.97	 PA-264AF  DI-281	 GF-201AF  TA-208
1.8 GL	92	10.94 → 09.97		
CARINA II (_T15_)				
1.6 (AT151)	62	10.83 → 11.87	 PA-235AF  DI-246	 GF-201AF  CS-219  CS-220 Left\Sinistra Right\Destra
1.6 (AT151)	55	10.83 → 11.87		
1.6 (AT151)	63	10.86 → 11.87	 PA-235AF  DI-246	 GF-201AF  CS-216  CS-243 Left\Sinistra Right\Destra
1.8 GLI (ST150)	74	10.83 → 11.87	 PA-235AF  DI-246	 GF-234AF  CS-216  CS-219  CS-220 Left\Sinistra Left\Sinistra Right\Destra
2.0 D	50	02.84 → 05.88		
2.0 D (CT150)	51	12.85 → 11.87		






























































	KW			
CARINA II (_T17_)				
1.6 (AT171)	75	12.87 → 03.92	 PA-235AF  DI-259	 GF-234AF  TA-218  CS-216 Left\Sinistra  CS-219 Left\Sinistra  CS-220 Right\Destra
1.6 (AT171)	66	12.87 → 11.89		
1.6 (AT171)	72	12.87 → 03.92		
2.0 GLI (ST171)	89	12.87 → 03.92	 PA-237AF  DI-252	 PP-213AF  DP-202  TA-218  CS-216 Left\Sinistra  CS-219 Left\Sinistra  CS-220 Right\Destra
2.0 D	54	03.88 → 06.93	 PA-235AF  DI-259	 GF-234AF  TA-218  CS-219 Left\Sinistra  CS-220 Right\Destra
2.0 GLi	94	12.87 → 03.92	 PA-249AF Imp. SUMITOMO  DI-252	 PP-213AF  DP-202  CS-220
CARINA II Station Wagon (_T17_)				
1.6 (AT171)	75	12.87 → 03.92	 PA-235AF  DI-259	 GF-234AF  TA-218  CS-216 Left\Sinistra  CS-219 Left\Sinistra  CS-220 Right\Destra
1.6 (AT171)	66	12.87 → 12.89		
1.6 (AT171)	72	12.87 → 03.92		
2.0 D (CT170)	54	12.87 → 01.92	 PA-235AF  DI-259	 GF-234AF  TA-218  CS-219 Left\Sinistra  CS-220 Right\Destra
2.0	89	12.87 → 04.92	 PA-237AF  DI-252	 PP-213AF  DP-202  GF-234AF  TA-218  CS-216 Left\Sinistra  CS-219 Left\Sinistra  CS-220 Right\Destra
2.0 GLi	94	12.87 → 03.92	 PA-249AF Imp. SUMITOMO  DI-252	 PP-213AF  DP-202  CS-220


























































	KW			
CARINA II Tre volumi/Saloon (_T15_) i				
1.6 (AT151)	55	10.83 → 11.87	 PA-235AF  DI-246	 GF-234AF  TA-218  CS-219 Left\Sinistra  CS-220 Right\Destra
1.6 (AT151)	62	10.83 → 11.87	 PA-235AF  DI-246	 GF-234AF  TA-218  CS-219 Left\Sinistra  CS-220 Right\Destra
1.8 GLI (ST150)	74	10.83 → 11.87	 PA-235AF	 GF-234AF
2.0 D	50	02.84 → 05.88	 DI-246	 TA-218  CS-216 Left\Sinistra  CS-219 Left\Sinistra  CS-220 Right\Destra
CARINA II Tre volumi/Saloon (_T17_) i				
1.6 (AT171)	75	12.87 → 03.92	 PA-235AF	 GF-234AF
1.6 (AT171)	66	12.87 → 08.90	 DI-259	 TA-218
1.6 (AT171)	72	12.87 → 03.92		 CS-216 Left\Sinistra  CS-219 Left\Sinistra  CS-220 Right\Destra
2.0 GLI (ST171)	89	12.87 → 03.92	 PA-237AF  DI-252	 PP-213AF  DP-202  TA-218  CS-216 Left\Sinistra  CS-219 Left\Sinistra  CS-220 Right\Destra
2.0 D	54	03.88 → 06.93	 PA-235AF  DI-259	 GF-234AF  TA-218  CS-219 Left\Sinistra  CS-220 Right\Destra
2.0	94	12.87 → 03.92	 PA-249AF Imp. SUMITOMO  DI-252	 PP-213AF  DP-202  CS-220
CARINA Station Wagon (TA4K, TA6K) i				
1.6 (TA4K)	54	03.81 → 01.82	 PA-228AF	 GF-601AF
1.6 (TA4K, TA60LG)	55	04.78 → 09.83	 DI-210	 CS-213
1.8	57	08.82 → 12.82		
1.8 D	48	04.82 → 09.83		
CELICA (ST16_) i				
2.0	110	01.87 → 08.90	 PA-235AF  DI-203	 GF-204AF  TA-208  CS-294



























































	KW			
CELICA (ST16_) i				
1.6	63	04.86 → 02.90	 PA-235AF  DI-246	 GF-234AF  CS-219  CS-220 Left\Sinistra Right\Destra
1.6 GT 16V	91	04.86 → 08.89	 PA-235AF  DI-246	 GF-234AF  TA-218  CS-219  CS-220 Left\Sinistra Right\Destra
CELICA (TA2) i				
1.6 GT (TA2, TA22)	79	12.74 → 03.78	 PA-228AF  DI-210	 GF-601AF  CS-213
1.6 LT (TA2)	55	02.76 → 03.78		
1.6 LT (TA22)	58	05.73 → 03.78		
1.6 ST (TA2, TA22)	63	05.73 → 03.78		
2.0	63	10.75 → 07.77		
CELICA (TA60, RA40, RA6_) i				
1.6 ST (TA60)	63	08.77 → 08.85	 PA-293AF  DI-214	 GF-601AF  CS-213
1.6 ST (TA60)	66	02.79 → 08.83	 PA-293AF  DI-214	 GF-601AF  CS-208
2.0 GT (RA63)	90	02.78 → 08.83		
2.0 XT (RA40)	65	01.80 → 12.82		
2.0 XT (RA40)	66	02.79 → 07.85		
2.0 XT (RA61)	77	02.82 → 08.85	 PA-235AF  PA-293AF  DI-214  DI-226	 GF-601AF  CS-208 Left\Sinistra
CELICA (ZZT23_) i				
1.8 16V TS (ZZT231_)	141	11.99 →	 PA-203AF  DI-203	 PP-203AF  DP-210
1.8 16V VT-i (ZZT230_)	105	11.99 →		
CELICA (_T20_) i				
1.8 i 16V (AT200/ST)	85	11.93 → 11.99	 PA-264AF  DI-203  DI-282	 PP-213AF  DP-202
2.0 i 16V (ST202/GT)	129	11.93 → 11.99	 PA-265AF  DI-211	 PP-213AF  DP-202
2.0 i Turbo 4WD (ST205)	178	02.94 → 11.99	 PA-293AF  DI-289	 PP-294AF  DP-202
2.0 i 16V	125	04.96 → 11.99	 PA-265AF  DI-270	 PP-213AF  DP-202
























































	KW					
CELICA Cabriolet (_T16_) i						
2.0 GT (ST162)	110	10.86 → 08.90	 PA-235AF	NO ABS	 PP-213AF	
2.0 GT (ST162)	103	10.86 → 08.90	 PA-237AF	12.88→	 DP-202	
			 PA-247AF	→11.88	 CS-294	
			 DI-248	Imp. AKEBONO		
			 DI-282			
CELICA Cabriolet (_T18_) i						
2.0 GTi (ST182)	115	05.91 → 01.94	 PA-237AF		 PP-213AF	
			 DI-262		 DP-202	
			 DI-263			
			 DI-282			
CELICA Cabriolet (_T20_) i						
2.0 i 16V	125	04.96 → 11.99	 PA-265AF		 PP-213AF	
			 DI-282		 DP-202	
CELICA Coupe (RA6) i						
2.0	77	01.82 → 10.86	 PA-231AF		 GF-601AF	
			 DI-226		 CS-208	Left/Sinistra
2.0	88	01.82 → 10.86	 PA-231AF		 GF-601AF	
			 DI-214		 CS-208	
1.6	91	12.83 → 10.86	 DI-226		 CS-219	
CELICA Coupe (T16F) i						
2.0 Turbo 4x4	136	03.88 → 08.90	 PA-249AF	Imp. SUMITOMO	 PP-213AF	
			 DI-282		 DP-205	
2.0	103	08.87 → 08.89	 PA-235AF	NO ABS	 PP-213AF	
			 PA-249AF	Imp. SUMITOMO	 DP-202	
			 DI-248			
			 DI-282			
CELICA Coupe (TA4C, TA60) i						
1.6 GT (TA4C)	80	04.78 → 02.82	 PA-293AF		 GF-601AF	
1.6 LT (TA4C)	55	02.79 → 07.83	 DI-214		 CS-213	
1.6 ST (TA60)	66	02.79 → 08.83				
1.6 ST (TA4C, TA60)	63	08.77 → 08.85	 PA-293AF		 GF-601AF	
			 DI-210		 CS-213	
			 DI-214			
1.6 GT (TA4C)	81	04.80 → 02.82	 DI-214		 GF-601AF	
					 CS-213	
































































	KW			
CELICA Coupe (_T18_) <i>i</i> <i>i</i>				
1.6 STI (AT180)	77	10.89 → 01.94	 PA-235AF  DI-252  DI-298	08.91→ →07.91  GF-201AF  TA-218  CS-219  CS-294 Right\Destra Left\Sinistra
2.0 GTi (ST182)	115	10.89 → 01.94	 PA-237AF  DI-262  DI-263  DI-282	 PP-213AF  DP-202
2.0 Turbo 4WD (ST185)	153	10.89 → 01.94	 PA-237AF  DI-263	 PP-213AF  DP-208
2.0 Turbo 4WD (ST185)	150	10.89 → 01.94		
CELICA Hatchback (T16) <i>i</i> <i>i</i>				
1.6	63	04.86 → 02.90	 PA-235AF  DI-246	 GF-234AF  TA-218  CS-219  CS-220 Left\Sinistra Right\Destra
1.6 GT	85	08.87 → 08.89		
1.6 GT 16V	91	09.85 → 08.89		
2.0 GT	110	08.85 → 08.89	 PA-235AF  PA-237AF  PA-247AF  DI-248  DI-282	NO ABS 12.88→ →11.88 Imp. AKEBONO  PP-213AF  DP-202  CS-294
2.0 GT	103	09.85 → 08.89		
CELICA SUPRA (MA61) <i>i</i> <i>i</i>				
2.8 i	125	05.82 → 10.86	 PA-235AF  DI-227	 PP-261AF  DP-206
COROLLA (KE) <i>i</i> <i>i</i>				
1.2 (KE20, KE25)	43	10.72 → 06.77	 PA-210AF  DI-206  DI-218	 GF-206AF  CS-208
1.2 (KE20, KE25, KE30)	40	08.74 → 12.80		
COROLLA (_E10_) <i>i</i> <i>i</i>				
1.3 12V (EE100_)	53	07.92 → 04.97	 PA-264AF  DI-233	 GF-294AF  TA-207  CS-294  CS-295 Left\Sinistra Right\Destra
1.3 XLI (EE101_)	55	09.95 → 04.97		
1.3 XLI 16V (EE101)	65	07.92 → 09.95		
1.6 Si (AE101_)	84	09.95 → 04.97		
2.0 D (CE100_)	53	07.92 → 04.97		































































	KW					
COROLLA (_E11_)						
1.4 (EE111_)	63	04.97 → 02.00	 PA-264AF  DI-233	 PP-213AF  DP-235  DP-248  GF-234AF  TA-207  CS-294  CS-295	Made in Great Britain	
1.6 (AE111_)	81	04.97 → 02.00	 PA-264AF  PA-281AF  DI-233	 PP-213AF  DP-235  DP-248  GF-201AF  TA-207  CS-294  CS-295	Made in Great Britain	
1.6 Aut. (AE111_)	79	04.97 → 02.00			Left/Sinistra Right/Destra	
2.0 D (CE110_)	53	04.97 → 02.00	 PA-264AF  DI-233	 PP-213AF  DP-235  DP-248  GF-201AF  TA-207  CS-219  CS-220	Made in Great Britain Left/Sinistra Right/Destra	
1.4 16V (ZZE111_)	71	02.00 → 01.02	 PA-201AF  PA-216AF  DI-207	con/with ABS	 PP-213AF  DP-235  DP-248  GF-201AF  TA-207  CS-294  CS-295	Made in Great Britain
1.6 16V (ZZE112_)	81	02.00 → 01.02	 PA-201AF  PA-216AF  DI-2022  DI-207	con/with ABS →08.00 10.01→	 PP-213AF  DP-235  DP-248  GF-201AF  TA-207  CS-294  CS-295	Made in Great Britain
1.9 D (WZE110_)	51	02.00 → 01.02	 PA-264AF  DI-233		 PP-213AF  DP-235  DP-248  GF-294AF  TA-207  CS-295	Made in Great Britain






















































	KW					
COROLLA (_E11_)						
2.0 D-4D	66	09.00 → 01.02	 PA-201AF  PA-216AF  DI-201	con/with ABS 10.01→ CDE120R	 PP-213AF  DP-235  DP-248  GF-201AF  TA-207	Made in Great Britain
1.3 16V	63	01.97 → 12.00	 PA-264AF  DI-233		 PP-213AF  DP-235  DP-248  GF-201AF  TA-207  CS-294  CS-295	Made in Great Britain Left\Sinistra Right\Destra
COROLLA (_E12U_)						
1.4 VVT-i	71	01.02 →	 PA-211AF  DI-207		 PP-257AF  DP-217	
1.6 VVT-i	81	01.02 →	 PA-211AF  DI-207		 PP-257AF  DP-217  GF-231AF	→05.04
1.8 VVTL-i TS	141	01.02 →				 GF-232AF
2.0 D-4D	81	01.02 →	 PA-211AF  DI-201		 PP-257AF  DP-215  GF-232AF	Parking Brake\Freno staz.
2.0 D-4D	66	01.02 →				 PA-211AF  DI-201
1.4 D	66	07.04 →	 PA-211AF  DI-201		 PP-257AF  DP-217	
1.8 VVTL-i TS	165	02.05 →	 PA-203AF  DI-207		 PP-257AF  DP-217  GF-231AF	Parking Brake\Freno staz.
COROLLA (_E7_)						
1.3 (KE70)	48	02.82 → 06.83	 PA-310AF		 GF-601AF	
1.3 (KE70)	44	09.79 → 06.83	 DI-228		 CS-206	
1.6 (TE71)	55	10.82 → 09.83				
1.8 D (CE70)	43	01.83 → 09.83	 PA-235AF  DI-239  DI-288		 GF-294AF  CS-216  CS-217	Left\Sinistra Right\Destra






























































	KW			
COROLLA (_E8_) i				
1.3 (AE80)	51	06.83 → 10.84	 PA-235AF  DI-239	 GF-234AF  CS-219 Left/Sinistra  CS-220 Right/Destra
1.3 (AE80/EE80)	55	10.84 → 08.87	 PA-235AF  DI-239	 GF-234AF  CS-216 01.85→ Left/Sinistra EE80  CS-217 01.85→ Right/Destra EE80
1.6 1.6 (AE82) 1.6 (AE82)	54 62 53	12.85 → 05.88 06.83 → 08.87 08.85 → 08.87	 PA-235AF  DI-243	 PP-213AF  DP-201  GF-234AF  CS-216 Left/Sinistra  CS-217 Right/Destra
1.8 D	43	06.83 → 05.88	 PA-235AF  DI-239  DI-288	 GF-294AF  TA-218  CS-216 Left/Sinistra  CS-217 Right/Destra
1.8 D	47	07.85 → 05.88	 PA-235AF  DI-239  DI-288	 GF-294AF  CS-216 Left/Sinistra  CS-217 Right/Destra
COROLLA (_E9_) i				
1.6 (AE92)	66	08.87 → 12.89	 PA-235AF  DI-265  DI-288	 GF-294AF  TA-218  CS-216 Left/Sinistra  CS-217 Right/Destra
1.3 i (EE90)	55	08.87 → 12.92	 PA-235AF  DI-265	 GF-294AF  TA-218  CS-216 Left/Sinistra  CS-217 Right/Destra
1.6 i 1.8 D 1.8 D	77 47 49	11.89 → 06.93 07.87 → 06.93 11.89 → 06.93	 PA-235AF  DI-239  DI-288	 GF-294AF  TA-218  CS-216 Left/Sinistra  CS-217 Right/Destra
1.6 i 4WD	77	10.87 → 08.90	 PA-235AF	
1.6 GL 4x4	70	10.87 → 08.90	 PA-235AF  DI-266	 GF-299AF


































































	KW			
COROLLA Combi (KE) i				
1.2 (KE36)	40	07.75 → 01.80	 PA-210AF  DI-218	 GF-206AF  CS-208
COROLLA Compact (_E10_) i				
1.3 12V (EE100_)	53	07.92 → 05.95	 PA-264AF  DI-233	 GF-294AF
1.3 XLI (EE101_)	55	09.95 → 04.97		 TA-207
1.3 XLI 16V (EE101)	65	07.92 → 09.95		 CS-294
1.6 Si (AE101_)	84	07.92 → 04.97		 CS-295
2.0 D (CE100_)	53	07.92 → 04.97		Left\Sinistra Right\Destra
1.8 GT (AE102_)	86	11.92 → 05.95	 PA-264AF  DI-233	 GF-201AF  TA-207
COROLLA Compact (_E11_) i				
1.4 (EE111_)	63	04.97 → 02.00	 PA-264AF  DI-233	 PP-213AF
				 DP-235
				 DP-248
				 GF-234AF
				 TA-207
				 CS-294
				 CS-295
				Left\Sinistra Right\Destra
1.6 (AE111_)	81	04.97 → 02.00	 PA-264AF  PA-281AF  DI-233	 PP-213AF
1.6 Aut. (AE111_)	79	04.97 → 02.00		 DP-235
				 DP-248
				 GF-201AF
				 TA-207
				 CS-294
				 CS-295
				Left\Sinistra Right\Destra
2.0 D (CE110_)	53	04.97 → 02.00	 PA-264AF  DI-233	 PP-213AF
				 DP-235
				 DP-248
				 GF-201AF
				 TA-207
				 CS-219
				 CS-220
				Left\Sinistra Right\Destra
1.4 (ZZE111_)	71	02.00 → 01.02	 PA-211AF  DI-223	 PP-213AF
				 DP-235
				 DP-248
				 GF-220AF
				 TA-207
				 CS-294
				 CS-295
				Left\Sinistra Right\Destra


































































	KW			
COROLLA Compact (_E11_) i				
1.6 (ZZE112_)	81	02.00 → 01.02	 PA-201AF  PA-216AF  DI-202  DI-207 con/with ABS →08.00 10.01→	 PP-213AF  DP-235  DP-248  GF-201AF  TA-207  CS-294  CS-295 Made in Great Britain Left\Sinistra Right\Destra
2.0 D-4D	66	09.00 → 01.02	 PA-201AF  PA-216AF  DI-201 con/with ABS 10.01→ CDE120R	 PP-213AF  DP-235  DP-248  GF-201AF  TA-207 Made in Great Britain
1.9 D (WZE110_)	51	02.00 → 01.02	 PA-264AF  DI-233	 PP-213AF  DP-235  DP-248  GF-294AF  TA-207  CS-294  CS-295 Made in Great Britain Left\Sinistra Right\Destra
COROLLA Compact (_E9_) i				
1.6 GTi (AE92)	85	08.87 → 04.92	 PA-235AF  PA-258AF  DI-265  DI-266  DI-288	 PP-213AF  DP-201  GF-294AF  TA-218  CS-216  CS-217 Left\Sinistra Right\Destra
1.6 (AE92)	66	08.87 → 04.92	 PA-235AF  DI-265  DI-288	 GF-294AF  TA-218  CS-216  CS-217 Left\Sinistra Right\Destra
1.6 (AE92)	77	08.89 → 04.92		
1.8 D (CE90)	47	08.87 → 04.92	 PA-235AF  DI-239  DI-288	 GF-294AF  TA-218  CS-216  CS-217 Left\Sinistra Right\Destra
1.8 D (CE90)	49	08.89 → 04.92		
1.3 (EE90)	55	08.87 → 12.89	 PA-235AF  DI-265	 GF-294AF  TA-218  CS-216  CS-217 Left\Sinistra Right\Destra
1.3 i (EE90)	55	06.89 → 04.92		



















































	KW			
COROLLA Coupe (AE86) i				
1.6 16V	85	12.85 → 04.87	 PA-229AF	 PP-207AF
1.6 GT 16V (AE86)	91	08.83 → 07.87	 PA-287AF	 DP-200
1.6 SR 16V	57	05.83 → 04.87	 DI-240	 GF-601AF
				 CS-219  CS-220
				LeftSinistra RightDestra
COROLLA Coupe (KE) i				
1.2 (KE35)	40	07.75 → 01.80	 PA-210AF	 GF-206AF
			 DI-218	 CS-208
COROLLA FX Compact (E8B) i				
1.6	55	08.84 → 08.87	 PA-236AF	 PP-213AF
1.6 GT 16V	89	08.85 → 08.87	 DI-243	 DP-201
				 GF-234AF
				 TA-218
				 CS-216
				 CS-217
				LeftSinistra RightDestra
1.3	55	08.85 → 08.87	 PA-236AF	 GF-234AF
1.8 D	43	01.85 → 05.88	 DI-239	 TA-218
				 CS-216
				 CS-217
				LeftSinistra RightDestra
1.8 D	47	08.85 → 08.87	 PA-236AF	 GF-234AF
			 PA-294AF	 TA-218
			 DI-239	 CS-216
			 DI-288	 CS-217
				LeftSinistra RightDestra
1.6	54	01.87 → 09.87	 PA-236AF	 DP-201
			 DI-243	 GF-234AF
				 TA-218
				 CS-216
				 CS-217
				LeftSinistra RightDestra
1.3	60	10.84 → 04.87	 PA-236AF	 GF-234AF
			 DI-239	 TA-218
				 CS-220
COROLLA Hatchback (KE, TE) i				
1.2	40	09.76 → 01.80	 PA-210AF	 GF-206AF
1.6	54	09.76 → 01.80	 DI-218	 CS-208
1.6	62	09.76 → 01.80		
COROLLA Hatchback (_E7_) i				
1.3 (KE70)	44	09.79 → 01.82	 PA-310AF	 GF-206AF
			 DI-228	 CS-206
1.3 (KE70)	48	02.82 → 05.83	 PA-310AF	 GF-206AF
			 DI-212	 CS-206




















































	KW			
COROLLA Hatchback (_E7_) i				
1.6 (TE71)	55	09.79 → 05.83	 PA-310AF	 GF-601AF
1.6 (TE71)	54	09.79 → 05.83	 DI-228	 CS-206
1.6 (TE71)	63	09.79 → 05.83		
1.6 GT (TE71)	81	05.80 → 09.83		
1.8 (TE72)	57	09.79 → 05.82		
1.8 D (CE70)	48	01.83 → 09.83	 PA-235AF	 GF-294AF
			 DI-239	 CS-216 Left\Sinistra
			 DI-288	 CS-217 Right\Destra
COROLLA Liftback (_E10_) i				
1.3 12V (EE100_)	53	07.92 → 05.95	 PA-264AF	 GF-294AF
1.3 XLI (EE101_)	65	07.92 → 04.97	 DI-233	 TA-207
1.6 GLI (AE101_)	84	07.92 → 04.97		 CS-294 Left\Sinistra
2.0 D (CE100_)	53	07.92 → 04.97		 CS-295 Right\Destra
1.8 GT (AE102_)	86	11.92 → 05.95	 PA-264AF	 DP-235
			 DI-233	 GF-201AF
				 TA-207
COROLLA Liftback (_E11_) i				
1.6 (AE111_)	81	04.97 → 02.00	 PA-264AF	 PP-213AF
1.6 Aut. (AE111_)	79	04.97 → 02.00	 PA-281AF	 DP-235
			 DI-233	 DP-248 Made in Great Britain
				 GF-201AF
				 TA-207
				 CS-294 Left\Sinistra
				 CS-295 Right\Destra
1.4 (EE111_)	63	04.97 → 02.00	 PA-264AF	 PP-213AF
			 DI-233	 DP-235
				 DP-248 Made in Great Britain
				 GF-234AF
				 TA-207
				 CS-294 Left\Sinistra
				 CS-295 Right\Destra
2.0 D (CE110)	53	04.97 → 02.00	 PA-264AF	 PP-213AF
			 DI-233	 DP-235
				 DP-248 Made in Great Britain
				 GF-201AF
				 TA-207
				 CS-219 Left\Sinistra
				 CS-220 Right\Destra






















































	KW					
COROLLA Liftback (_E11_)						
1.4 (ZZE111_)	71	02.00 → 01.02	 PA-211AF  DI-207	 PP-213AF  DP-235  DP-248  GF-201AF  TA-207  CS-294  CS-295	Made in Great Britain LeftSinistra RightDestra	
1.6 (ZZE112_)	81	02.00 → 01.02	 PA-201AF  PA-216AF  DI-202  DI-207	con/with ABS →08.00	 PP-213AF  DP-235  DP-248  GF-201AF  TA-207  CS-294  CS-295	Made in Great Britain LeftSinistra RightDestra
2.0 D-4D	66	09.00 → 01.02	 PA-201AF  PA-216AF  DI-201	con/with ABS 10.01→ CDE120R	 PP-213AF  DP-235  DP-248  GF-201AF  TA-207	Made in Great Britain
1.9 D (WZE110_)	51	02.00 → 01.02	 PA-264AF  DI-233		 PP-213AF  DP-235  DP-248  GF-294AF  TA-207  CS-294  CS-295	Made in Great Britain LeftSinistra RightDestra
COROLLA Liftback (_E8_)						
1.3 (AE80)	51	06.83 → 09.84	 PA-235AF  DI-239		 GF-234AF  TA-218  CS-219  CS-220	LeftSinistra RightDestra
1.3 (EE80)	55	01.85 → 08.87	 PA-235AF  DI-239		 GF-234AF  TA-218  CS-216  CS-217	LeftSinistra RightDestra
1.6	63	07.85 → 05.88	 PA-235AF  DI-243		 PP-213AF  DP-201  GF-234AF  TA-218  CS-216  CS-217	LeftSinistra RightDestra
1.6 (AE82)	62	06.83 → 08.87				
1.6 (AE82)	54	08.85 → 08.87				




























































	KW			
COROLLA Liftback (_E8_) <i>i</i> <i>i</i>				
1.8 D 1.8 D (CE80)	43 47	06.83 → 05.88 06.83 → 08.87	 PA-235AF  DI-239  DI-288	 GF-294AF  TA-218  CS-216  CS-217 Left\Sinistra Right\Destra
1.3	60	08.83 → 04.87	 PA-235AF  DI-239	 GF-234AF  TA-218  CS-220
COROLLA Liftback (_E9_) <i>i</i> <i>i</i>				
1.6 1.6 (AE92) 1.6 (AE92)	70 66 77	08.87 → 04.92 08.87 → 04.92 08.89 → 04.92	 PA-235AF  DI-265  DI-288	 GF-294AF  TA-218  CS-216  CS-217 Left\Sinistra Right\Destra
1.8 D (CE90) 1.8 D (CE90)	47 49	08.87 → 04.92 08.89 → 04.92	 PA-235AF  DI-239  DI-288	 GF-294AF  TA-218  CS-216  CS-217 Left\Sinistra Right\Destra
1.3 i (EE90)	55	08.87 → 04.92	 PA-235AF  DI-265	 GF-294AF  TA-218  CS-216  CS-217 Left\Sinistra Right\Destra
1.6 GTI	92	07.87 → 06.93	 PA-235AF  DI-265  DI-266  DI-288	 PP-213AF  DP-201  GF-299AF  TA-218  CS-216  CS-217 Left\Sinistra Right\Destra
1.3	60	05.87 → 04.92		 TA-218
COROLLA MPV / Space Wagon <i>i</i> <i>i</i>				
2.2 D-4D	100	10.05 →	 PA-206AF  DI-264	 PP-200AF  DP-231
COROLLA Station Wagon (_E12J_) <i>i</i> <i>i</i>				
1.4 VVT-i 1.6 VVT-i	71 81	01.02 → 01.02 →	 PA-211AF  DI-207	 PP-257AF  DP-217  GF-231AF Parking Brake\Freno staz.
2.0 D-4D	66	01.02 →	 PA-211AF  DI-219	 PP-203AF  DP-218  GF-231AF Parking Brake\Freno staz.
2.0 D-4D	85	04.04 →	 PA-211AF  DI-219	 PP-257AF  DP-218



















































	KW			
COROLLA Station Wagon (_E12J_) <i>i</i> <i>i</i>				
1.4 D	66	07.04 →	 PA-211AF  DI-201	 PP-257AF  DP-217  GF-232AF Parking Brake\Freno staz.
COROLLA Station Wagon (_E7_) <i>i</i> <i>i</i>				
1.3 (KE70)	44	12.79 → 01.82	 DI-212	 GF-206AF  CS-206
1.3 (KE70)	48	02.82 → 08.87	 PA-287AF  DI-212	 GF-206AF  CS-206
1.8 D (CE70)	44	05.83 → 08.87	 PA-235AF  DI-239  DI-288	 GF-294AF  TA-218  CS-216  CS-217 Left\Sinistra Right\Destra
COROLLA Station Wagon (_E9_) <i>i</i> <i>i</i>				
1.6 XLI 4x4 (AE95)	77	08.88 → 06.92	 PA-235AF  DI-265	 GF-299AF  CS-215
1.3 (EE90)	55	12.87 → 12.89	 PA-235AF  DI-265	 GF-294AF  TA-218  CS-216  CS-217 Left\Sinistra Right\Destra
1.3 i (EE90)	55	06.89 → 06.92		
1.8 D (CE90)	49	08.89 → 06.92	 PA-235AF  DI-239  DI-288	 GF-294AF  TA-218  CS-216  CS-217 Left\Sinistra Right\Destra
1.8 D (CE90)	47	12.87 → 06.92		
1.6 XLI	77	11.89 → 06.92	 PA-235AF  DI-265	 GF-299AF  TA-218  CS-215
1.6 (AE92)	66	02.88 → 05.92	 PA-235AF  DI-265  DI-288	 GF-294AF  TA-218  CS-216  CS-217 Left\Sinistra Right\Destra
1.6 (AE92)	70	12.87 → 04.92		
COROLLA Tre volumi/Saloon (_E12_) <i>i</i> <i>i</i>				
1.4 VVT-i	71	08.02 →	 PA-211AF  DI-207	 PP-257AF  DP-217  GF-231AF  GF-232AF Parking Brake\Freno staz. Parking Brake\Freno staz.
1.6 VVT-i	81	08.02 →	 PA-211AF  DI-207  DI-208	 PP-257AF  DP-217  GF-231AF  GF-232AF Parking Brake\Freno staz. Parking Brake\Freno staz.



















































	KW			
COROLLA Tre volumi/Saloon (_E12_) i				
2.0 D-4D	66	08.02 →	 PA-211AF  DI-201	 PP-257AF  DP-215  GF-232AF Parking Brake\Freno staz.
1.4 D	66	07.04 →	 PA-211AF  DI-201	 PP-257AF  DP-217  GF-231AF Parking Brake\Freno staz.
2.0 D4d	85	06.04 →	 PA-211AF  DI-201	 PP-257AF  DP-218  GF-232AF Parking Brake\Freno staz.
COROLLA Verso i				
1.6	81	04.04 →	 PA-206AF  DI-264	 PP-200AF  DP-231
1.8	95	04.04 →		
2.0 D-4D	85	04.04 →		
2.2 D-4D	130	10.05 →		
COROLLA Verso (_E12J_) i				
1.4 VVT-i	71	01.02 → 05.04	 PA-211AF  DI-207	 PP-257AF  DP-217  GF-231AF Parking Brake\Freno staz.
1.6 VVT-i	81	01.02 → 05.04	 PA-203AF  DI-208	 PP-203AF  DP-218  GF-231AF Parking Brake\Freno staz.
1.8 VVT-i	99	01.02 → 05.04	 PA-212AF  DI-219	 PP-203AF  DP-218  GF-231AF Parking Brake\Freno staz.
2.0 D-4D	66	01.02 → 05.04		
COROLLA Wagon (_E10_) i				
1.3 12V (EE100_)	53	07.92 → 05.95	 PA-264AF  DI-233	 GF-294AF  TA-207
1.3 XLI (EE101_)	55	09.95 → 04.97		
1.3 XLI 16V (EE101_)	65	07.92 → 09.95	 PA-235AF  DI-233	 CS-294 Left\Sinistra
1.6 Si (AE101_)	84	07.92 → 04.97		 CS-295 Right\Destra
2.0 D (CE100_)	53	07.92 → 04.97		 GF-294AF  TA-207  CS-294 Left\Sinistra  CS-295 Right\Destra
1.8 16V 4WD (AE103_)	81	09.95 → 04.97		



































































	KW				
COROLLA Wagon (_E11_)					
1.4 (EE111_)	63	04.97 → 02.00	 PA-264AF  DI-233	 PP-213AF  DP-235  DP-248  GF-234AF  TA-207  CS-294  CS-295	Made in Great Britain Left\Sinistra Right\Destra
1.6 (AE111_)	81	04.97 → 02.00	 PA-264AF  PA-281AF  DI-233	 PP-213AF  DP-235  DP-248  GF-201AF  TA-207  CS-294  CS-295	Made in Great Britain Left\Sinistra Right\Destra
1.6 Aut. (AE111_)	79	04.97 → 02.00			
1.8 AWD (AE115_)	81	04.97 → 01.02	 PA-264AF  PA-281AF  DI-233	 PP-213AF  DP-235  DP-248  GF-294AF  TA-207  CS-216  CS-217	Made in Great Britain Left\Sinistra Right\Destra
2.0 D (CE110_)	53	04.97 → 02.00	 PA-264AF  DI-233	 PP-213AF  DP-235  DP-248  GF-201AF  TA-207  CS-219  CS-220	Made in Great Britain Left\Sinistra Right\Destra
1.4 16V (ZZE111_)	71	02.00 → 01.02	 PA-212AF  DI-208	 PP-213AF  DP-235  DP-248  GF-201AF  TA-207  CS-294  CS-295	Made in Great Britain Left\Sinistra Right\Destra















































	KW			
COROLLA Wagon (_E11_) <i>i</i> <i>i</i>				
1.6 16V (ZZE112_)	81	02.00 → 01.02	 PA-201AF  PA-216AF  DI-208 con/with ABS	 PP-213AF  DP-235  DP-248  GF-201AF  TA-207  CS-294  CS-295 Made in Great Britain Left\Sinistra Right\Destra
1.9 D (WZE110_)	51	02.00 → 01.02	 PA-264AF  DI-233	 PP-213AF  DP-235  DP-248  GF-294AF  TA-207  CS-216  CS-217 Made in Great Britain Left\Sinistra Right\Destra
2.0 D-4D	66	09.00 → 01.02	 PA-201AF  PA-216AF  DI-219 con/with ABS 10.01→	 PP-213AF  DP-235  DP-248  TA-207 Made in Great Britain
CORONA (RX, RT) <i>i</i> <i>i</i>				
1.8 (TT1)	63	06.79 → 01.81	 PA-228AF  DI-216	 GF-601AF  CS-208
2.0 (RT104)	65	01.76 → 05.79		
2.0 Mark II (RX12)	65	12.75 → 10.77		
2.0 Mark II (RX22)	65	12.75 → 10.77		
CORONA Hatchback <i>i</i> <i>i</i>				
1.8	79	02.92 → 09.97	 PA-264AF  DI-233	 DP-235
CORONA Hatchback (TT) <i>i</i> <i>i</i>				
1.8	63	06.79 → 07.81	 PA-228AF  DI-216	 GF-601AF  CS-208
CORONA Station wagon <i>i</i> <i>i</i>				
1.8	79	02.92 → 09.97	 PA-264AF  DI-233	 PP-207AF  DP-235
CORONA Station wagon (RT118) <i>i</i> <i>i</i>				
2.0	65	09.75 → 05.79	 PA-228AF  DI-216	 GF-601AF  CS-208
CORONA Tre volumi/Saloon <i>i</i> <i>i</i>				
1.8	79	02.92 → 09.97	 PA-264AF  DI-233	 PP-207AF  DP-235































































	KW			
CRESSIDA (RX3_) <i>i</i> <i>i</i>				
2.0 (RX30)	66	07.77 → 07.81	 PA-108AF  DI-216	 GF-601AF  CS-208
CRESSIDA (_X6_) <i>i</i> <i>i</i>				
2.0 (RX60)	77	05.81 → 03.85	 PA-232AF  DI-267	 PP-202AF  DP-206  GF-601AF  CS-208
2.0 GLI	80	11.82 → 12.84	 PA-232AF  DI-267	 PP-202AF  DP-211  GF-601AF  CS-208
2.2 D (LX60)	49	09.80 → 07.84	 PA-232AF  DI-267	 PP-202AF  GF-601AF  CS-208
2.4 TD	66	05.85 → 09.88	 PA-502AF  DI-242	Imp. AKEBONO  PP-261AF  DP-206  GF-601AF  CS-290
2.0	125	10.88 → 09.91	 PA-502AF  DI-242	Imp. AKEBONO  PP-261AF  DP-206  CS-291
2.4 D	63	08.84 →	 PA-502AF  DI-242	Imp. AKEBONO  PP-261AF  DP-206
2.8	106	05.85 → 09.88	 PA-242AF	 DP-206  DP-211
2.0 GLi	110	08.82 → 09.92	 PA-242AF  DI-267	 PP-202AF  DP-206  GF-601AF
CRESSIDA Station Wagon (RX3_) <i>i</i> <i>i</i>				
2.0 (RX35)	66	12.77 → 03.81	 PA-108AF  DI-216	 GF-601AF  CS-208
CRESSIDA Station Wagon (X6K) <i>i</i> <i>i</i>				
2.0	77	02.81 → 03.85	 PA-232AF	 PP-202AF
2.2 D	49	06.81 → 03.85	 DI-267	 GF-601AF  CS-208
CRESSIDA Tre volumi/Saloon <i>i</i> <i>i</i>				
2.8	125	05.85 → 09.88	 PA-242AF	 DP-206


































































	KW			
CROWN (_S1_) <i>i</i> <i>i</i>				
2.8 i Super Saloon (S12)	125	02.84 → 03.85	 PA-116AF	 PP-206AF
2.8 SI (MS112)	107	04.80 → 07.83	 DI-220	 DP-250
				 GF-237AF
				 CS-221
2.2 D (LS110_)	53	04.80 → 07.83	 PA-116AF	 DP-250
			 DI-220	 GF-237AF
				 CS-212
CROWN Station Wagon (_S1_) <i>i</i> <i>i</i>				
2.8 (MS1K)	107	09.80 → 09.83	 PA-116AF	 PP-206AF
			 DI-220	 DP-250
				 GF-237AF
				 CS-221
DYNA <i>i</i> <i>i</i>				
2.0	79	09.84 → 08.87	 PA-267AF	 GF-224AF
2.4 D	55	09.84 → 08.87	 PA-285AF	 GF-224AF
				 CS-212
2.5 D4d	75	08.01 →	 PA-286AF	 GF-239AF
			 DI-2028	 TA-221
2.5 D4d	65	08.01 →	 PA-286AF	
			 DI-2028	
3.0 D4d	80	09.06 →	 PA-286AF	 GF-239AF
			 DI-2028	
DYNA 100 (2Y) <i>i</i> <i>i</i>				
2.4 D (LH80-LH81)	69	08.87 → 04.95	 PA-247AF	 GF-233AF
			 DI-270	08.87→
			Imp. AKEBONO	→08.88
			Imp. AKEBONO	
				 GF-237AF
				 CS-212
				 CS-249
				 CS-251
				08.87→
				→08.88
				09.88→
				09.88→
				08.87→
				→08.88
DYNA 100 (2Y) <i>i</i> <i>i</i>				
1.8 (Y81)	58	10.80 → 04.95	 PA-247AF	 GF-233AF
			 DI-270	08.87→
			Imp. AKEBONO	→08.88
			Imp. AKEBONO	
				 GF-237AF
				 CS-212
				 CS-249
				 CS-251
				09.88→
				09.88→
				→08.88
DYNA 150 (3L / 5L) <i>i</i> <i>i</i>				
2.8 D (LY211 / LY212)		05.95 → 11.97	 PA-285AF	






















































	KW			
DYNA 150 (3L / 5L) i				
2.0	79	08.85 → 08.88	 PA-285AF	 GF-224AF
DYNA 200 (Diesel) i				
3.4 D (BU79/89)		10.92 → 05.95	 PA-283AF	 GF-601AF
3.7 D		08.88 → 09.92	 PA-224AF →09.91  PA-283AF 10.91→	 GF-601AF
HIACE I Furgonato/Box (_H_) i				
2.0 (RH25-32)	65	07.77 → 03.83	 PA-224AF  DI-222	 GF-233AF  TA-210  CS-215
2.2 D (LH20-30)	46	01.79 → 03.83	 PA-224AF  DI-222	 GF-233AF  TA-210  CS-212
1.6 (RH20-30)	49	02.77 → 03.83	 PA-224AF  DI-222	 GF-233AF  TA-210 →08.85  CD-240  CD-241  CS-215  CS-240  CS-241
HIACE I Wagon (_H_) i				
1.6	49	01.79 → 12.84	 PA-224AF  DI-222	 GF-233AF  TA-210 →08.85  CD-240  CD-241  CS-212  CS-240  CS-241
2.2 D	49	01.80 → 12.80		 TA-210
HIACE II Furgonato/Box (H5_) i				
1.8	58	03.83 → 11.89	 PA-247AF Imp. AKEBONO	 GF-233AF
2.0	65	01.84 → 11.89	 DI-270 Imp. AKEBONO	 TA-210 →08.85
2.2 D	49	03.83 → 11.89		 CS-251
2.4 D	55	05.84 → 11.89		
HIACE II Wagon (H5_) i				
1.8 (H5G)	58	03.83 → 11.89	 PA-247AF Imp. AKEBONO	 GF-233AF
2.0 (H5G)	65	01.85 → 08.89	 DI-270 Imp. AKEBONO	 TA-210
2.2 D (H5G)	49	03.83 → 11.89		 CS-251
2.4 D (H5G)	55	08.84 → 08.89		

























































	KW			
HIACE II Wagon (H5_) i				
2.4 D 4WD (H5F)	54	01.87 → 01.88	 PA-267AF  DI-270	Imp. AKEBONO  GF-239AF  TA-221  CS-251
2.0 4x4	65	08.87 → 07.89		 TA-210
HIACE III Furgonato/Box (_H10_) i				
2.4 4WD	88	08.89 → 08.95	 PA-224AF	 GF-239AF
2.4 D 4WD	55	08.89 → 08.95	 DI-2013  DI-268	 TA-221  CS-251
2.4 Diesel	55	02.90 → 08.95		
2.0	74	02.90 → 08.95	 PA-214AF  DI-2013  DI-268	 GF-233AF  TA-210  TA-220  CS-251
2.4	88	08.89 → 08.95	 PA-286AF  DI-2013  DI-268	 TA-220  TA-221  CS-251
2.8 D	61	08.89 → 08.95	 DI-2013  DI-268	 TA-220
2.4 D	57	09.89 → 08.95		 TA-220
HIACE III Wagon (_H10_) i				
2.0 (RZH102)	74	08.89 → 08.95	 PA-214AF  DI-2013  DI-268	 GF-233AF  TA-220  CS-251
2.4 D (LH102)	55	08.89 → 08.95	 PA-214AF  DI-2013  DI-268  DI-270	 GF-239AF  GF-242AF  TA-220  TA-221  CS-212
2.4 (RZH103)	88	08.89 → 08.95	 PA-286AF  DI-2013  DI-268	 GF-239AF  GF-242AF  TA-220  TA-221  CS-251
2.4 D	57	10.93 → 08.95	 PA-286AF  DI-2013  DI-268	 GF-233AF  CS-251
2.4 4WD	88	08.89 → 08.95	 PA-286AF  DI-2013  DI-268	 GF-239AF  CS-251

























































	KW			
HIACE III Wagon (_H10_) i				
2.4 D 4WD	55	08.89 → 08.95	 PA-286AF  DI-2013  DI-293	08.93→  GF-239AF  GF-242AF  TA-220  TA-221  CS-251
2.8 D	61	08.89 → 08.95		 TA-220
HIACE IV Furgonato/Box (_H1_, _H2_) i				
2.4 (RCH12_, RCH22_)	85	08.95 → 04.98	 PA-286AF  DI-2023	 GF-242AF  TA-204
2.4 4WD (RCH18_, RCH28_)	85	08.95 → 04.98		
2.4 TD (LXH12_, LXH22_)	66	08.95 →		
2.7 (RCH13_, RCH23_)	105	04.98 →		
2.4 D (LXH12_, LXH22_)	58	08.95 →	 PA-286AF  DI-2023	 GF-242AF  TA-204  CS-251
2.4 TD 4WD (LXH18_, LXH28_)	66	08.95 →	 PA-286AF	 GF-242AF  TA-204
2.7 4WD (RCH19_, RCH29_)	105	04.98 →		
2.5 D-4D	75	11.01 →	 PA-286AF  DI-2000  DI-2002  DI-2023	09.04→  GF-242AF  TA-204 →08.04
2.5 D-4D	65	11.01 →		
2.5 D-4D 4WD	75	11.01 →	 PA-286AF  DI-2002	 GF-242AF  TA-204
2.5 D4d	70	09.06 →		 GF-242AF
2.5 D4d	86	09.06 →		
2.5 D4d 4x4	65	08.01 → 08.06		
2.5 D4d 4x4	86	09.06 →		
2.8 D	61	08.95 → 08.00		 TA-220
HIACE IV Wagon (_H1_, _H2_) i				
2.4 D	58	08.95 →	 PA-286AF  DI-2023	 GF-242AF  TA-204  CS-251
2.4 (RCH12_, RCH22_)	85	08.95 → 04.98	 PA-286AF  DI-2023	 GF-242AF  TA-204
2.4 D	55	07.99 →		
2.4 TD (LXH12_, LXH22_)	66	08.95 →		
2.5 D-4D	70	08.06 →		
2.5 D-4D	86	08.06 →		
2.7 (RCH13_, RCH23_)	105	04.98 → 11.01		






























































	KW			
HIACE IV Wagon (_H1_, _H2_) <i>i</i>				
2.4 4WD (RCH18_)	85	08.95 → 04.98	 PA-286AF	 GF-242AF
2.4 TD 4WD (H18/28)	66	08.95 →		 TA-204
2.7 4WD (RCH19_)	105	04.98 →		
2.6 D-4D	75	11.01 →	 PA-286AF	 GF-242AF
2.6 D-4D	65	11.01 →	 DI-2000	 TA-204
2.7	106	11.01 →	 DI-2002	
			 DI-2023	
				09.04→ →08.04
2.4	85	11.96 → 09.06	 DI-2023	 GF-242AF
				 TA-204
2.6 D4d 4x4	75	08.01 → 08.06		 GF-242AF
2.8 D	61	08.95 → 08.00		 TA-220
HILUX Fuoristrada chiuso <i>i</i>				
2.4 TD 4x4	66	08.97 → 07.01	 PA-226AF	 GF-239AF
			 DI-271	 TA-221
HILUX Pick-up <i>i</i>				
2.6 D	88	12.07 →	 PA-226AF	 GF-217AF
			 PA-226AF	 TA-219
			 PA-243AF	
			 DI-2008	
			 DI-2009	
2.6 D 4x4	88	12.07 →	 PA-226AF	 GF-217AF
			 PA-226AF	 TA-219
			 DI-2008	
2.6 D 4x4	75	08.05 →	 PA-226AF	 GF-217AF
3.0 D 4x4	126	12.07 →	 DI-2008	 TA-219
2.6 D4d	75	06.06 →	 PA-243AF	 GF-217AF
			 DI-2009	 CS-211
				EXTRA CAB
HILUX Pick-up (_N_) <i>i</i>				
2.4 D	59	01.92 →	 PA-236AF	 GF-233AF
			 DI-270	 TA-210
				 CS-290
2.4 i 4WD	84	06.89 →	 PA-264AF	 GF-239AF
2.4 i 4WD	84	06.89 →	 DI-271	 TA-221
				 CS-290
2.4 D 4WD	58	01.94 →	 PA-264AF	 GF-233AF
				 TA-210
				 CS-290
2.0	65	01.84 → 12.86	 PA-236AF	 GF-233AF
			 DI-2021	 TA-210
			 DI-249	 CS-289
































































	KW			
HILUX Pick-up (_N_)				
2.2 4WD (YN106_, YN110_)	69	01.87 → 12.89	 PA-236AF  DI-249	 GF-233AF  TA-210  CS-289
2.4 i 4WD	103	08.97 →	 PA-254AF Imp. SUMITOMO  DI-271	 GF-239AF  TA-221  CS-290
2.4 TD 4WD	66	08.98 → 01.02		
2.5 D-4D 4WD	75	11.01 →		
1.8 (YN85_, YN90_)	61	08.88 → 07.94	 PA-247AF Imp. AKEBONO  PA-255AF Imp. SUMITOMO  DI-270 Imp. AKEBONO	 GF-233AF  TA-210  CS-212
2.4 D	58	03.95 →	 PA-247AF Imp. AKEBONO  PA-254AF Imp. SUMITOMO  DI-270 Imp. AKEBONO  DI-271 SUMITOMO	 GF-239AF  TA-221  CS-290
2.4 D	61	08.88 →	 PA-254AF Imp. SUMITOMO  DI-270 Imp. AKEBONO	 GF-233AF  TA-210  CS-290
2.4 D 4WD	61	08.88 →	 PA-254AF Imp. SUMITOMO  DI-270 Imp. AKEBONO  DI-271	 GF-233AF  CS-290
2.4 D	55	07.98 → 01.02	 PA-254AF Imp. SUMITOMO  DI-270 Imp. AKEBONO	 GF-233AF  TA-210
2.5 D-4D	65	11.01 →	 PA-214AF  DI-270 Imp. AKEBONO	 GF-219AF
2.2 D	49	08.83 → 08.84	 PA-254AF Imp. SUMITOMO  PA-255AF Imp. SUMITOMO  DI-271	 GF-233AF  TA-210  CS-290
1.6	48	08.78 → 08.88	 PA-224AF  DI-222	 GF-233AF  TA-210  CS-212  CS-249 01.84→
2.2 D 2WD/ 4WD		01.79 → 12.95		 CS-212  CS-215  CS-249 01.84→
2.0 4WD	65	08.85 → 07.88		 TA-210  CS-213
2.4 D AWD	55	01.84 → 08.88	 PA-236AF	 GF-233AF  TA-210
1.8	58	08.83 → 07.88		 TA-221





























































	KW			
iQ				
1.0	50	01.09 →	 PA-275AF	 PP-214AF
1.33	72	01.09 →	 DI-2012	 DP-232
1.4 D-4D	66	01.09 →		 GF-204AF
				 CS-278
				 CS-279
				Right\Destra NO ABS Left\Sinistra NO ABS
LAND CRUISER (J12)				
3.0 D-4D (KDJ120)	120	01.03 →	 PA-205AF	 PP-210AF
3.0 D-4D (KDJ120)	127	01.07 →	 DI-2003	 DP-209
3.0 D-4D (KDJ120)	122	08.04 →		
4.0 (GRJ12)	183	01.03 →		
LAND CRUISER (_J4_)				
4.2 (FJ40_V, FJ43_V, FJ45_V, FJ55_V)	89	01.75 → 04.86	 PA-236AF	 GF-205AF
			 DI-234	
3.6 D (HJ45_V)	66	04.79 → 07.80	 PA-236AF	 GF-230AF
			 DI-234	Parking Brake\Freno staz.
3.4 D (BJ42_V, BJ45_V, BJ46_V)	66	08.80 → 10.84	 PA-236AF	 GF-205AF
			 DI-234	 CS-218
3.0 D (BJ40_V, BJ43_V)	59	02.74 → 10.84	 PA-236AF	 GF-210AF
			 DI-234	 GF-211AF
				 CS-281
				 CS-282
				 CS-283
				 CS-284
				 CS-285
				 CS-286
				 CS-287
				 CS-288
				Left lower\Sinistra inf. Left upper\Sx sup. Left lower\Sx inf. Front Right upper\Ant. Dx sup. Front Left\Ant. Sx Front Left\Ant. Sx Front Right\Ant. Dx Front Right\Ant. Dx
LAND CRUISER (_J6_)				
4.0 Diesel (HJ60)	74	01.82 → 12.85	 PA-236AF	 GF-205AF
			 DI-234	 CS-218
4.0 Diesel (HJ60)	76	01.85 → 12.87		
4.0 Diesel (HJ60_V)	77	10.81 → 01.88		
4.0 Turbo-D (HJ61_V)	100	10.85 → 12.89		
4.0 (FJ62_G)	115	08.87 → 12.89	 PA-236AF	 GF-205AF
			 DI-234	 CS-218
4.2 (FJ60_V)	88	10.81 → 01.88		
3.4 Diesel (BJ60_V)	66	10.81 → 08.87	 PA-236AF	 GF-205AF
			 DI-234	 CS-287
				 CS-288
				Front Right\Ant. Dx Front Right\Ant. Dx
4.0 (FJ62_V)	101	11.84 → 08.87	 PA-236AF	 GF-205AF
			 DI-234	






















































	KW			
LAND CRUISER (_J7_)				
2.4 (RJ70_, RJ73_) 2.4 (RJ70_, RJ73_)	81 77	11.84 → 05.93 11.84 → 05.93	 PA-236AF 09.88→ →12.89  PA-254AF 01.90→ Imp. SUMITOMO  PA-256AF 01.90→  DI-234 01.90→  DI-249	 PP-210AF 01.90→  DP-209 01.90→  GF-230AF Parking Brake\Freno staz.  GF-237AF  TA-200  CS-251
2.4 D (LJ70_)	53	11.84 → 10.85	 PA-236AF  DI-249	 PP-210AF  DP-209  GF-230AF Parking Brake\Freno staz.  GF-237AF  TA-200  CS-251
2.4 TD (LJ70_, LJ73_)	63	10.85 → 05.90	 PA-256AF 01.88→  DI-249 01.88→	 PP-210AF  DP-209  GF-230AF Parking Brake\Freno staz.  GF-237AF 01.88→  TA-200 01.88→  CS-251 01.88→
2.4 TD (LJ70)	66	01.90 → 05.93	 PA-254AF Imp. SUMITOMO  PA-256AF  DI-234  DI-249	 PP-210AF  DP-209  GF-230AF Parking Brake\Freno staz.  GF-237AF  TA-201  CS-250
3.0 TD (KZJ70_, KZJ73_, KZJ77_)	92	05.93 → 05.96	 PA-254AF Imp. SUMITOMO  DI-234	 PP-210AF  DP-209  GF-230AF Parking Brake\Freno staz.  GF-237AF  TA-221  CS-218
3.4 D (BJ70_V, BJ73_) 3.4 TD (BJ71_V)	70 91	11.84 → 12.96 10.85 → 08.86	 PA-236AF  DI-234	 PP-210AF  DP-209  GF-205AF  GF-230AF Parking Brake\Freno staz.  CS-218


























































	KW					
LAND CRUISER (_J7_)						
2.4 (RJ70_V, RJ73_V)	84	12.88 → 12.96	 PA-236AF  PA-254AF  PA-256AF  PA-292AF  DI-234  DI-249	→12.89 01.90→ Imp. SUMITOMO →05.93 01.90→ →05.93 06.93→ 01.90→ →05.93	 PP-210AF  DP-209  GF-230AF  GF-237AF  TA-201  CS-251	01.90→ 01.90→ Parking Brake\Freno staz.
4.2 TD (HZJ7_V)	96	01.90 →	 PA-254AF  DI-2005  DI-2019	Imp. SUMITOMO 08.99→	 PP-210AF  DP-212  GF-205AF  GF-230AF  CS-218	Parking Brake\Freno staz.
3.5 D	85	01.90 → 12.93	 PA-254AF  DI-234	Imp. SUMITOMO	 PP-210AF  GF-205AF  CS-218	
3.5 D 4x4	85	01.90 → 08.92	 PA-236AF  DI-234		 PP-210AF  GF-205AF	
LAND CRUISER 100 (_J10_)						
4.2 TD (HDJ100_)	150	01.98 →	 PA-268AF  DI-224		 PP-259AF  DP-223  GF-235AF	Parking Brake\Freno staz.
4.7	175	02.02 →				
4.7 (UZJ100_)	173	01.98 →				
LAND CRUISER 80 (_J8_)						
4.2 TD (HDJ80)	123	01.90 → 12.97	 PA-255AF  DI-2005  DI-272	Imp. SUMITOMO	 PP-210AF  DP-212  GF-205AF  CS-218	
4.2 TD (HDJ80)	118	10.92 → 12.97				
4.2 TD 24V (HDJ80_)	125	03.95 → 12.97				
4.5 24V (FZJ80_)	151	08.92 → 12.97	 PA-254AF  PA-292AF  DI-234	Imp. SUMITOMO	 PP-210AF  DP-209	
4.0 (FJ80_)	115	01.90 → 08.92	 PA-292AF  DI-272		 PP-210AF  DP-219  GF-205AF  CS-250	





















































	KW			
LAND CRUISER 80 (_J8_) i				
4.2 D (HZJ80_)	99	01.90 → 12.97	 PA-254AF  DI-2005	Imp. SUMITOMO  PP-210AF  DP-212  DP-219  GF-205AF  CS-218
LAND CRUISER 90 (_J9_) i				
3.0 D-4D	120	10.00 →	 PA-292AF  DI-205	 PP-210AF  DP-209
3.4 i 24V (VZJ90_, VZJ95_)	131	04.96 →		
3.0 TD (KZJ90_, KZJ95_)	92	04.96 →	 PA-256AF  DI-205	 PP-210AF  DP-209
LAND CRUISER Hardtop (_J7_) i				
2.4 TD (LJ77)	66	07.90 → 05.96	 PA-254AF →05.93 Imp. SUMITOMO  PA-256AF →05.93  DI-234 05.93→  DI-249 →05.93	 PP-210AF →05.93  DP-209 →05.93  GF-230AF Parking Brake\Freno staz.  GF-237AF →05.93  TA-201 →05.93  CS-251 →05.93
3.0 TD	92	05.93 → 05.96	 PA-254AF Imp. SUMITOMO  DI-234	 PP-210AF  DP-209  GF-239AF  TA-221  CS-218
LAND CRUISER Pick-up (_J4_) i				
4.2 (FJ45_P)	89	01.75 → 04.86	 PA-236AF  DI-234	 GF-211AF
3.6 D (HJ45_P)	66	01.75 → 07.80	 PA-236AF  DI-234	 GF-211AF  CS-218
3.4 D (BJ45_P)	66	08.80 → 10.84	 PA-236AF	 GF-205AF
4.0 D (HJ47_P)	76	08.80 → 10.84	 DI-234	 CS-218
LAND CRUISER V8 i				
4.5 D V8	210	01.08 →	 PA-272AF	 PP-221AF  DP-237  GF-225AF Parking Brake\Freno staz.
4.7 V8	212	01.08 →	 DI-2011	
LITEACE Autobus (CM30_G, KM30_G) i				
1.5 (KM30LG)	51	10.85 → 08.89	 PA-239AF  PA-242AF VIN-> 003986  DI-245	 GF-601AF  CS-208
1.5 (KM30LG)	52	07.89 → 01.92	 PA-239AF  DI-245	 GF-601AF  CS-208



















































	KW			
LITEACE Autobus (CM30_G, KM30_G) <i>i</i> <i>i</i>				
2.0 D (CM30LG)	53	08.88 → 01.92	 PA-239AF  DI-245	 GF-239AF  CS-208
LITEACE Autobus (_R2_LG) <i>i</i> <i>i</i>				
1.5 (KR21LG)	52	01.92 → 01.95	 PA-239AF	 GF-237AF
2.0 D (CR21LG)	53	01.92 → 05.94	 DI-245	 CS-212
2.2 (YR22LG)	72	01.92 → 01.95	 PA-239AF  DI-245	 GF-237AF
LITEACE Furgonato/Box (CM3_V, KM3_V) <i>i</i> <i>i</i>				
1.5 (KM31_V, KM36_V)	51	05.86 → 09.91	 PA-239AF  PA-242AF  DI-245	VIN-> 0039896  GF-601AF  CS-208
1.8 D (CM35_V)	46	10.85 → 08.88	 PA-239AF  DI-245  DI-254	 GF-239AF  CS-208
2.0 D (CM36_V)	53	08.88 → 01.92	 PA-239AF  DI-245	 GF-239AF  CS-208
LITEACE Furgonato/Box (M2_V) <i>i</i> <i>i</i>				
1.3	42	10.79 → 10.86	 PA-233AF  DI-254	 GF-601AF  CS-213
LITEACE Furgonato/Box (_R2__V) <i>i</i> <i>i</i>				
1.5 (KR27_V)	52	01.92 → 01.95	 PA-239AF	 GF-237AF
2.0 D (CR27_V)	51	01.92 → 05.94	 DI-245	 CS-212
2.2 (YR29LV)	72	01.92 → 01.95	 PA-239AF  DI-245	 GF-237AF
LITEACE Wagon (M2_G) <i>i</i> <i>i</i>				
1.3	43	10.79 → 09.85	 PA-233AF	 GF-601AF
1.8 D	41	10.82 → 09.85	 DI-254	 CS-213
MODELL F Autobus (_R2_, 31) <i>i</i> <i>i</i>				
1.8 De Luxe (YR20)	58	11.82 → 08.84	 PA-242AF	 GF-237AF
2.0 (YR21_G)	66	08.88 → 01.90	 DI-237	 CS-208
2.0 Super (YR21)	65	08.84 → 08.88	 PA-242AF  DI-237  DI-245	 GF-237AF  CS-208
2.2 (YR22LG, YR31LG)	72	08.87 → 01.90	 PA-242AF  DI-251	 GF-237AF  CS-208
MR 2 (_W1_) <i>i</i> <i>i</i>				
1.6 16V (AW11)	91	11.84 → 06.90	 PA-235AF	 PP-204AF
1.6 16V (AW11)	85	11.84 → 06.90	 DI-243  DI-250	 DP-203  DP-204
















































	KW			
MR 2 (_W2_) i				
2.0 16V	129	12.89 → 05.00	 PA-258AF	 PP-204AF
2.0 16V	125	12.89 → 05.00	 PA-263AF	 PP-213AF
2.0 16V (SW20)	115	12.89 → 05.00	 DI-217	 DP-213
			 DI-299	 DP-227
			02.94→	02.94→
			02.94→	
MR 2 (_W3_) i				
1.8 16V VT-i (ZZW30)	103	04.00 →	 PA-203AF	 PP-204AF
			 DI-230	 DP-220
PASEO (EL54) i				
1.5 16V	66	08.95 → 07.99	 PA-235AF	 DP-251
			 DI-221	 GF-236AF
				 CS-216
				 CS-217
				Right/Destra Left/Sinistra
PICNIC (_XM10) i				
2.0	90	01.01 → 12.01	 PA-264AF	 GF-297AF
2.0 16V (SXM10_)	94	05.96 → 12.01	 DI-291	 TA-205
2.2 D (CMX10_)	66	08.97 → 12.01		 CS-212
				 CS-292
				con/with ABS
PREVIA (ACR3_) i				
2.0 D-4D	85	03.01 →	 PA-270AF	 PP-258AF
2.4 16V	115	08.00 →	 PA-271AF	 DP-258
			 DI-2000	 GF-223AF
			 DI-275	
			→03.03	
			04.03→	
			→03.03	
				Parking Brake/Freno staz.
PREVIA (TCR1_, 2_) i				
2.4	97	05.90 → 08.00	 PA-231AF	 PP-262AF
			 PA-235AF	 DP-207
			 DI-296	 GF-223AF
			 DI-297	 GF-237AF
				 CS-221
				Parking Brake/Freno staz.
2.4 4WD	97	05.90 → 08.00	 PA-239AF	 PP-262AF
			 PA-259AF	 DP-207
			 DI-280	 GF-223AF
				 GF-237AF
				 CS-221
				Parking Brake/Freno staz.
PRIUS i				
1.5	57	08.03 →	 PA-203AF	 PP-203AF
			 DI-2027	 DP-210
1.8 HSD	100	02.09 →	 PA-219AF	 PP-214AF
			 DI-277	 DP-241



















	KW			
PRIUS (NHW11_) <i>i</i> <i>i</i>				
1.6	53	05.00 → 01.04	 PA-203AF  DI-276	 PP-203AF  DP-218  GF-231AF  TA-213 Parking Brake\Freno staz.
PRIUS (ZVW30) <i>i</i> <i>i</i>				
1.8	73	01.09 →	 PA-219AF  DI-277	 PP-214AF  DP-241
RAV 4 I Cabrio/ FUNCRIUSER (SXA1_) <i>i</i> <i>i</i>				
2.0 16V	94	12.97 → 06.00	 PA-264AF  DI-274	 GF-601AF
RAV 4 II <i>i</i> <i>i</i>				
2.4		08.03 →	 PA-280AF  DI-229	 PP-266AF  DP-221  GF-214AF  CS-209 NO ABS
RAV 4 II (XA2) <i>i</i> <i>i</i>				
1.8 VVTi	92	02.01 →	 PA-280AF  DI-229	 PP-266AF  DP-221  GF-214AF  GF-223AF  TA-214  CS-209 NO ABS Parking Brake\Freno staz.
2.0 D-4D 4WD	85	09.01 →		
2.0 VVTi 4WD	110	06.00 →		
RAV 4 III <i>i</i> <i>i</i>				
2.0 VVT-i	112	03.06 →	 PA-230AF  DI-2006	 PP-218AF  DP-230  GF-228AF Parking Brake\Freno staz.
2.2 D-4D	100	03.06 →		
2.2 D-4D	110	12.08 →		
2.2 D-CAT	130	03.06 →	 PA-269AF  DI-2010	 PP-218AF  DP-230  GF-228AF Parking Brake\Freno staz.
2.0	116	12.08 →	 PA-230AF  DI-2010	 PP-218AF  DP-230  GF-228AF Parking Brake\Freno staz.
STARLET (EP91) <i>i</i> <i>i</i>				
1.3	55	04.96 → 03.99	 PA-236AF  PA-284AF  DI-265  DI-261	 GF-236AF  CS-216  CS-217 Left\Sinistra Right\Destra


	KW			
STARLET (KP6_) <i>i</i> <i>i</i>				
1.0 (KP60)	33	02.78 → 09.84	 PA-202AF	 GF-200AF
1.2 S (KP62)	39	10.78 → 08.82	 DI-202	 CS-215
1.3 S (KP61)	48	08.82 → 09.84		
STARLET (_P7_) <i>i</i> <i>i</i>				
1.0 (EP70L)	40	10.84 → 12.89	 PA-202AF →12.87  PA-239AF 01.88→  DI-241	 GF-236AF  CS-216 Left\Sinistra  CS-217 Right\Destra
1.3 (EP71L)	55	10.84 → 12.89	 PA-235AF  DI-244	 GF-236AF  CS-216 Left\Sinistra  CS-217 Right\Destra
1.5 D (NP70L)	40	12.86 → 12.89	 PA-284AF  DI-241	 GF-236AF  CS-216 Left\Sinistra  CS-217 Right\Destra
STARLET (_P8_) <i>i</i> <i>i</i>				
1.3 12V (EP81) Cat.	55	12.89 → 03.96	 PA-235AF  PA-284AF  DI-255  DI-261 08.93→	 GF-236AF  CS-216 Left\Sinistra  CS-217 Right\Destra
1.5 D (NP80_)	40	12.89 → 03.96	 PA-284AF  DI-261	 GF-236AF  CS-216 Left\Sinistra  CS-217 Right\Destra
1.0 (EP80_)	40	12.89 → 12.92	 PA-235AF	 GF-236AF
1.3 12V (EP81_)	55	12.89 → 12.92	 PA-284AF  DI-255	 CS-216 Left\Sinistra  CS-217 Right\Destra
STARLET 1000 (KP) <i>i</i> <i>i</i>				
1.0	33	11.74 → 08.78	 PA-600AF Imp. SUMITOMO  DI-202	 GF-200AF
STARLET Station wagon (KP6_) <i>i</i> <i>i</i>				
1.0 (KP60)	33	02.78 → 09.84	 PA-202AF	 GF-200AF
1.2	41	02.78 → 09.82	 DI-202	 CS-215
SUPRA (JZA80) <i>i</i> <i>i</i>				
3.0 i Bi-Turbo	243	05.93 → 08.98	 PA-293AF	 PP-294AF  DP-259  GF-223AF Parking Brake\Freno staz.
SUPRA (MA70) <i>i</i> <i>i</i>				
3.0	140	01.86 → 08.90	 PA-245AF	 PP-206AF
3.0 24V	150	01.86 → 08.88	 DI-253	 DP-207
3.0 Turbo	173	09.87 → 04.93		


	KW			
SUPRA (MA70) <i>i</i> <i>i</i>				
3.0 Turbo	175	08.88 → 05.93	 PA-245AF  DI-253  DI-295	 PP-206AF  DP-207
TERCEL (AL2_) <i>i</i> <i>i</i>				
1.5 4WD	52	10.82 → 01.88	 PA-235AF  DI-232	 GF-200AF  TA-209  CS-215
1.5 4WD (AL25)	50	05.86 → 01.88		
TERCEL (_L1_, _L2_) <i>i</i> <i>i</i>				
1.3 (AL20, AL11)	48	03.79 → 01.88	 PA-235AF  DI-204 →04.82  DI-232 05.82→	 GF-200AF  CS-215
1.45 (AL21)	52	08.83 → 05.85	 PA-235AF  DI-232	 GF-200AF  CS-215
URBAN CRUISER <i>i</i> <i>i</i>				
1.3 VVT-i	74	05.09 →	 PA-269AF  DI-2014	 PP-214AF  DP-239
1.4 D-4D	66	05.09 →		
VERSO <i>i</i> <i>i</i>				
1.6	97	04.09 →	 PA-244AF  DI-2016	 PP-224AF  DP-245
1.8	108	04.09 →		
2.0 D-4D	93	04.09 →		
2.2 D-4D	110	04.09 →	 PA-276AF  DI-2015	 PP-224AF  DP-245
2.2 D-CAT	130	04.09 →		
VERSO-S <i>i</i> <i>i</i>				
1.3 VVT-i	73	01.11 →	 PA-269AF  DI-2014	 PP-214AF  DP-241
1.4 D	66	01.11 →		
YARIS <i>i</i> <i>i</i>				
1.0 VVT-i	51	01.06 →	 PA-219AF Drum brakes on the rear axle\Freni a tamburo ad assale post. Made in Japan  PA-220AF Disc brakes on the rear axle\Freni a disco ad assale post. Made in Japan  PA-238AF Made in France  DI-2017 Made in Japan  DI-284 Made in France	 PP-214AF Made in Japan  DP-232 Made in Japan  DP-238 Made in France  GF-204AF Made in Japan  GF-221AF Made in France  TA-215 Made in Japan  TA-216 Made in France  CS-210


	KW			
YARIS				
1.3 VVT-i D-4D	64 66	01.06 → 01.06 →	 PA-219AF Drum brakes on the rear axle\Freni a tamburo ad assale post. Made in Japan  PA-220AF Disc brakes on the rear axle\Freni a disco ad assale post. Made in Japan  PA-238AF Made in France  DI-2017 Made in Japan  DI-284 Made in France	 PP-214AF Made in Japan  PP-225AF Made in France  DP-232 Made in Japan  DP-238 Made in France  GF-204AF Made in Japan  GF-221AF Made in France  TA-215 Made in Japan  TA-216 Made in France  CS-210
1.8 VVTi	98	01.07 →	 PA-220AF Disc brakes on the rear axle\Freni a disco ad assale post. Made in Japan  DI-2017 Made in Japan	 PP-214AF Made in Japan  DP-232 Made in Japan  DP-238 Made in France  GF-221AF Made in Japan  TA-215 Made in Japan  TA-216 Made in France
1.33 VVT-i	74	03.09 →	 PA-238AF  DI-284	 PP-225AF Made in France  DP-238  GF-221AF  TA-216
1.0 VVT-i 1.3 VVT-i 1.4 D-4D	51 73 66	10.11 → 10.11 → 10.11 →	 PA-238AF  DI-284	 PP-225AF con/with ABS  DP-238  GF-221AF  TA-216
YARIS (_CP10)				
1.0 16V (SCP10_) 1.3 16V (NCP10_) 1.4 D-4D	50 63 55	04.99 → 11.99 → 12.01 →	 PA-203AF 01.01→ Made in France con/with ABS  PA-204AF 01.01→ Made in France NO ABS →03.03  PA-281AF →03.03  DI-221 Made in Japan  DI-278 Drum brakes on the rear axle\Freni a tamburo ad assale post. Made in Japan	 PP-203AF  DP-222  GF-204AF  TA-206 →03.03  TA-212 04.03→  CS-278 Right\Destra  CS-279 Left\Sinistra


	KW			
YARIS (_CP10) i i				
1.6 VVT-i TS	78	04.01 →	 PA-203AF con/with ABS Made in France  PA-204AF NO ABS Made in France  PA-281AF  DI-221 Made in Japan  DI-278 Drum brakes on the rear axle\Freni a tamburo ad assale post. Made in Japan	 PP-203AF  DP-222
1.0 16V 1.3	48 64	03.03 → 04.02 →	 PA-203AF con/with ABS Made in France  PA-204AF NO ABS Made in France  DI-221 Made in Japan  DI-278 Drum brakes on the rear axle\Freni a tamburo ad assale post. Made in Japan	 PP-203AF  DP-222  GF-212AF  TA-212  CS-278 Right\Destra  CS-279 Left\Sinistra
1.6 TS (NCP13)	77	01.03 →	 PA-203AF con/with ABS Made in France  PA-204AF NO ABS Made in France  DI-221 Made in Japan  DI-278 Drum brakes on the rear axle\Freni a tamburo ad assale post. Made in Japan	 PP-203AF  DP-222  GF-212AF
1.6 VVT-i TS	110	03.03 → 07.05	 PA-203AF  DI-221	 PP-203AF  DP-222
YARIS VERSO (NC/LP2_) i i				
1.3 (NCP22) 1.3 (NCP22) 1.4 D-4D (NLP22)	62 63 55	01.03 → 11.99 → 12.01 →	 PA-203AF  DI-221	 PP-203AF  DP-222  GF-204AF  TA-206 →03.03  TA-212 04.03→  CS-274  CS-275
1.5 (NCP21) 1.5 (NCP21)	78 77	03.00 → 05.03 →	 PA-203AF  DI-221	 PP-203AF  DP-222  GF-204AF  TA-206


	KW				
TARO					
1.8	61	04.89 → 09.94	 PA-247AF  DI-270	Imp. AKEBONO Imp. AKEBONO	 GF-205AF  GF-233AF  TA-210  TA-221  CS-249
2.4 D	61	06.89 → 03.97			
2.4 D	58	07.94 → 03.97			
2.4 D	59	09.91 → 07.94			
2.4 D 4x4	61	04.89 → 03.97			
2.4 D 4x4	58	07.94 → 03.97			
2.2	69	06.89 → 07.94	 PA-247AF  DI-271	Imp. AKEBONO	 GF-205AF  GF-233AF  TA-210  TA-221  CS-249
2.4 i 4x4	84	06.89 → 03.97			


DI-001	
	Pitch Circle Ø/Foro int.-Ø [mm]
	61
	Height/Altezza [mm]
	38,3
	Diam./Diam. [mm]
	256,8
Thickness/Spessore - Min [mm]	
22/20	
No. of Bores/N° fori	
5	
CHRYSLER	Ventilato/Vented


DI-006	
	Pitch Circle Ø/Foro int.-Ø [mm]
	95
	Height/Altezza [mm]
	31
	Diam./Diam. [mm]
	298
Thickness/Spessore - Min [mm]	
24/22	
No. of Bores/N° fori	
5	
MAHINDRA	Ventilato/Vented


DI-002	
	Pitch Circle Ø/Foro int.-Ø [mm]
	73,3
	Height/Altezza [mm]
	38,4
	Diam./Diam. [mm]
	280,6
Thickness/Spessore - Min [mm]	
28/26	
No. of Bores/N° fori	
5	
CHRYSLER	Ventilato/Vented


DI-007	
	Pitch Circle Ø/Foro int.-Ø [mm]
	101
	Height/Altezza [mm]
	73
	Diam./Diam. [mm]
	315
Thickness/Spessore - Min [mm]	
28/26	
No. of Bores/N° fori	
6	
HUMMER	Ventilato/Vented


DI-003	
	Pitch Circle Ø/Foro int.-Ø [mm]
	69
	Height/Altezza [mm]
	46
	Diam./Diam. [mm]
	294
Thickness/Spessore - Min [mm]	
26/24	
No. of Bores/N° fori	
5	
JEEP - DODGE - CHRYSLER - MITSUBISHI	Ventilato/Vented


DI-008	
	Pitch Circle Ø/Foro int.-Ø [mm]
	118
	Height/Altezza [mm]
	90
	Diam./Diam. [mm]
	325
Thickness/Spessore - Min [mm]	
38/36	
No. of Bores/N° fori	
8	
HUMMER	Ventilato/Vented


DI-004	
	Pitch Circle Ø/Foro int.-Ø [mm]
	88
	Height/Altezza [mm]
	37
	Diam./Diam. [mm]
	280
Thickness/Spessore - Min [mm]	
26/24	
No. of Bores/N° fori	
6	
GREAT WALL	Ventilato/Vented


DI-009	
	Pitch Circle Ø/Foro int.-Ø [mm]
	70
	Height/Altezza [mm]
	47
	Diam./Diam. [mm]
	302
Thickness/Spessore - Min [mm]	
28/26	
No. of Bores/N° fori	
5	
CADILLAC	Ventilato/Vented


DI-005	
	Pitch Circle Ø/Foro int.-Ø [mm]
	104
	Height/Altezza [mm]
	79
	Diam./Diam. [mm]
	270,6
Thickness/Spessore - Min [mm]	
21/19	
No. of Bores/N° fori	
5	
TATA (TELCO)	Ventilato/Vented

DI-010	
	Pitch Circle Ø/Foro int.-Ø [mm]
	68
	Height/Altezza [mm]
	49,6
	Diam./Diam. [mm]
	241,4
Thickness/Spessore - Min [mm]	
20,1/18	
No. of Bores/N° fori	
4	
NISSAN	Ventilato/Vented


DI-011	
	Pitch Circle Ø/Foro int.-Ø [mm]
	70
	Height/Altezza [mm]
	44
	Diam./Diam. [mm]
285	
Thickness/Spessore - Min [mm]	
25/23	
No. of Bores/N° fori	
5	
CADILLAC	Ventilato/Vented


DI-016	
	Pitch Circle Ø/Foro int.-Ø [mm]
	85
	Height/Altezza [mm]
	71
	Diam./Diam. [mm]
281	
Thickness/Spessore - Min [mm]	
21/19	
No. of Bores/N° fori	
5	
TATA (TELCO)	Ventilato/Vented


DI-012	
	Pitch Circle Ø/Foro int.-Ø [mm]
	72
	Height/Altezza [mm]
	65
	Diam./Diam. [mm]
302	
Thickness/Spessore - Min [mm]	
28/26	
No. of Bores/N° fori	
5	
DODGE	Ventilato/Vented

DI-017	
	Pitch Circle Ø/Foro int.-Ø [mm]
	104
	Height/Altezza [mm]
	81
	Diam./Diam. [mm]
281	
Thickness/Spessore - Min [mm]	
21/19	
No. of Bores/N° fori	
5	
TATA (TELCO)	Ventilato/Vented


DI-013	
	Pitch Circle Ø/Foro int.-Ø [mm]
	61
	Height/Altezza [mm]
	44,4
	Diam./Diam. [mm]
259,6	
Thickness/Spessore - Min [mm]	
22/20	
No. of Bores/N° fori	
4	
NISSAN	Ventilato/Vented


DI-018	
	Pitch Circle Ø/Foro int.-Ø [mm]
	115
	Height/Altezza [mm]
	169
	Diam./Diam. [mm]
262	
Thickness/Spessore - Min [mm]	
14/12	
No. of Bores/N° fori	
6	
GASOLONE	Non Ventilato/Not Vented


DI-014	
	Pitch Circle Ø/Foro int.-Ø [mm]
	71
	Height/Altezza [mm]
	54
	Diam./Diam. [mm]
303	
Thickness/Spessore - Min [mm]	
32/30	
No. of Bores/N° fori	
5	
CADILLAC	Ventilato/Vented


DI-019	
	Pitch Circle Ø/Foro int.-Ø [mm]
	62
	Height/Altezza [mm]
	50
	Diam./Diam. [mm]
265	
Thickness/Spessore - Min [mm]	
25/23	
No. of Bores/N° fori	
5	
DR	Ventilato/Vented


DI-015	
	Pitch Circle Ø/Foro int.-Ø [mm]
	68
	Height/Altezza [mm]
	49,5
	Diam./Diam. [mm]
256,9	
Thickness/Spessore - Min [mm]	
22/20	
No. of Bores/N° fori	
4	
NISSAN	Ventilato/Vented


DI-020	
	Pitch Circle Ø/Foro int.-Ø [mm]
	60
	Height/Altezza [mm]
	45
	Diam./Diam. [mm]
257	
Thickness/Spessore - Min [mm]	
17/15	
No. of Bores/N° fori	
4	
DR	Ventilato/Vented

DI-022	
	Pitch Circle Ø/Foro int.-Ø [mm]
	74
	Height/Altezza [mm]
	27
	Diam./Diam. [mm]
	209
Thickness/Spessore - Min [mm]	
5,5/3,5	
No. of Bores/N° fori	
4	
LIGIER	Non Ventilato/Not Vented


DI-056	
	Pitch Circle Ø/Foro int.-Ø [mm]
	86
	Height/Altezza [mm]
	37
	Diam./Diam. [mm]
	241,6
Thickness/Spessore - Min [mm]	
19/16	
No. of Bores/N° fori	
4	
HYUNDAI	Ventilato/Vented


DI-023	
	Pitch Circle Ø/Foro int.-Ø [mm]
	74
	Height/Altezza [mm]
	40
	Diam./Diam. [mm]
	209
Thickness/Spessore - Min [mm]	
5,5/3,5	
No. of Bores/N° fori	
4	
AIXAM	Non Ventilato/Not Vented


DI-057	
	Pitch Circle Ø/Foro int.-Ø [mm]
	86
	Height/Altezza [mm]
	41
	Diam./Diam. [mm]
	241,5
Thickness/Spessore - Min [mm]	
19/17,5	
No. of Bores/N° fori	
4	
HYUNDAI	Ventilato/Vented

DI-024	
	Pitch Circle Ø/Foro int.-Ø [mm]
	74
	Height/Altezza [mm]
	40
	Diam./Diam. [mm]
	171
Thickness/Spessore - Min [mm]	
5,5/3,5	
No. of Bores/N° fori	
4	
AIXAM	Non Ventilato/Not Vented


DI-059	
	Pitch Circle Ø/Foro int.-Ø [mm]
	72
	Height/Altezza [mm]
	77
	Diam./Diam. [mm]
	279,5
Thickness/Spessore - Min [mm]	
22,4/21	
No. of Bores/N° fori	
5	
JEEP	Ventilato/Vented

DI-025	
	Pitch Circle Ø/Foro int.-Ø [mm]
	74
	Height/Altezza [mm]
	35
	Diam./Diam. [mm]
	209
Thickness/Spessore - Min [mm]	
5,5/3,5	
No. of Bores/N° fori	
4	
CHATENET	Non Ventilato/Not Vented


DI-060	
	Pitch Circle Ø/Foro int.-Ø [mm]
	69
	Height/Altezza [mm]
	45,4
	Diam./Diam. [mm]
	256,9
Thickness/Spessore - Min [mm]	
22/20	
No. of Bores/N° fori	
4	
HYUNDAI	Ventilato/Vented

DI-027	
	Pitch Circle Ø/Foro int.-Ø [mm]
	62
	Height/Altezza [mm]
	49,5
	Diam./Diam. [mm]
	300
Thickness/Spessore - Min [mm]	
25/23	
No. of Bores/N° fori	
5	
DR	Ventilato/Vented

DI-061	
	Pitch Circle Ø/Foro int.-Ø [mm]
	72
	Height/Altezza [mm]
	53,2
	Diam./Diam. [mm]
	327,5
Thickness/Spessore - Min [mm]	
30/28	
No. of Bores/N° fori	
5	
JEEP	Ventilato/Vented


DI-062	
	Pitch Circle Ø/Foro int.-Ø [mm]
	68,4
	Height/Altezza [mm]
	27,2
	Diam./Diam. [mm]
247,1	
Thickness/Spessore - Min [mm]	
12,8/11	
No. of Bores/N° fori	
4	
HYUNDAI	Non Ventilato/Not Vented


DI-094	
	Pitch Circle Ø/Foro int.-Ø [mm]
	72
	Height/Altezza [mm]
	63,8
	Diam./Diam. [mm]
304,7	
Thickness/Spessore - Min [mm]	
26/24	
No. of Bores/N° fori	
5	
JEEP	Ventilato/Vented


DI-070	
	Pitch Circle Ø/Foro int.-Ø [mm]
	108
	Height/Altezza [mm]
	50,5
	Diam./Diam. [mm]
271	
Thickness/Spessore - Min [mm]	
11/9,8	
No. of Bores/N° fori	
5	
LADA	Non Ventilato/Not Vented


DI-095	
	Pitch Circle Ø/Foro int.-Ø [mm]
	73,5
	Height/Altezza [mm]
	38,4
	Diam./Diam. [mm]
282	
Thickness/Spessore - Min [mm]	
24/22	
No. of Bores/N° fori	
5	
CHRYSLER	Ventilato/Vented

DI-080	
	Pitch Circle Ø/Foro int.-Ø [mm]
	66
	Height/Altezza [mm]
	40,7
	Diam./Diam. [mm]
231	
Thickness/Spessore - Min [mm]	
20/18,5	
No. of Bores/N° fori	
4	
ROVER - TATA (TELCO)	Ventilato/Vented


DI-096	
	Pitch Circle Ø/Foro int.-Ø [mm]
	73
	Height/Altezza [mm]
	38,4
	Diam./Diam. [mm]
281,8	
Thickness/Spessore - Min [mm]	
24/22	
No. of Bores/N° fori	
5	
CHRYSLER	Ventilato/Vented

DI-081	
	Pitch Circle Ø/Foro int.-Ø [mm]
	66
	Height/Altezza [mm]
	40
	Diam./Diam. [mm]
231	
Thickness/Spessore - Min [mm]	
17/15	
No. of Bores/N° fori	
4	
TATA (TELCO)	Ventilato/Vented


DI-097	
	Pitch Circle Ø/Foro int.-Ø [mm]
	72
	Height/Altezza [mm]
	81,7
	Diam./Diam. [mm]
279,8	
Thickness/Spessore - Min [mm]	
24/22	
No. of Bores/N° fori	
5	
JEEP	Ventilato/Vented


DI-093	
	Pitch Circle Ø/Foro int.-Ø [mm]
	72
	Height/Altezza [mm]
	78
	Diam./Diam. [mm]
281	
Thickness/Spessore - Min [mm]	
25/23	
No. of Bores/N° fori	
5	
JEEP	Ventilato/Vented

DI-098	
	Pitch Circle Ø/Foro int.-Ø [mm]
	70,8
	Height/Altezza [mm]
	52,4
	Diam./Diam. [mm]
277	
Thickness/Spessore - Min [mm]	
32,2/30	
No. of Bores/N° fori	
5	
PONTIAC	Ventilato/Vented

DI-099	
	Pitch Circle Ø/Foro int.-Ø [mm]
	61
	Height/Altezza [mm]
	38,3
	Diam./Diam. [mm]
	259
Thickness/Spessore - Min [mm]	
24/22	
No. of Bores/N° fori	
5	
CHRYSLER	Ventilato/Vented

DI-104	
	Pitch Circle Ø/Foro int.-Ø [mm]
	73
	Height/Altezza [mm]
	48
	Diam./Diam. [mm]
	253,6
Thickness/Spessore - Min [mm]	
12,5/11,5	
No. of Bores/N° fori	
4	
NISSAN	Non Ventilato/Not Vented

DI-100	
	Pitch Circle Ø/Foro int.-Ø [mm]
	64
	Height/Altezza [mm]
	40
	Diam./Diam. [mm]
	238,7
Thickness/Spessore - Min [mm]	
9,5/8,6	
No. of Bores/N° fori	
4	
NISSAN	Non Ventilato/Not Vented


DI-105	
	Pitch Circle Ø/Foro int.-Ø [mm]
	96
	Height/Altezza [mm]
	53
	Diam./Diam. [mm]
	290
Thickness/Spessore - Min [mm]	
26/24	
No. of Bores/N° fori	
6	
NISSAN	Ventilato/Vented

DI-101	
	Pitch Circle Ø/Foro int.-Ø [mm]
	64
	Height/Altezza [mm]
	38,5
	Diam./Diam. [mm]
	238,4
Thickness/Spessore - Min [mm]	
9,6/8,6	
No. of Bores/N° fori	
4	
NISSAN	Non Ventilato/Not Vented


DI-106	
	Pitch Circle Ø/Foro int.-Ø [mm]
	73
	Height/Altezza [mm]
	22,4
	Diam./Diam. [mm]
	249,4
Thickness/Spessore - Min [mm]	
18/16,5	
No. of Bores/N° fori	
4	
NISSAN	Ventilato/Vented

DI-102	
	Pitch Circle Ø/Foro int.-Ø [mm]
	73
	Height/Altezza [mm]
	35,8
	Diam./Diam. [mm]
	244,1
Thickness/Spessore - Min [mm]	
10/8,5	
No. of Bores/N° fori	
4	
NISSAN	Non Ventilato/Not Vented


DI-107	
	Pitch Circle Ø/Foro int.-Ø [mm]
	81
	Height/Altezza [mm]
	44,5
	Diam./Diam. [mm]
	270,9
Thickness/Spessore - Min [mm]	
12,5/11	
No. of Bores/N° fori	
4	
NISSAN	Non Ventilato/Not Vented


DI-103	
	Pitch Circle Ø/Foro int.-Ø [mm]
	109
	Height/Altezza [mm]
	47,3
	Diam./Diam. [mm]
	305,3
Thickness/Spessore - Min [mm]	
32/30	
No. of Bores/N° fori	
6	
NISSAN	Ventilato/Vented

DI-108	
	Pitch Circle Ø/Foro int.-Ø [mm]
	68
	Height/Altezza [mm]
	49,8
	Diam./Diam. [mm]
	279,8
Thickness/Spessore - Min [mm]	
22/20	
No. of Bores/N° fori	
4	
NISSAN	Ventilato/Vented

DI-109	
	Pitch Circle Ø/Foro int.-Ø [mm]
	68
	Height/Altezza [mm]
	38,5
	Diam./Diam. [mm]
	319,4
Thickness/Spessore - Min [mm]	
28/26	
No. of Bores/N° fori	
6	
NISSAN	Ventilato/Vented


DI-114	
Image Not Available	Pitch Circle Ø/Foro int.-Ø [mm]
	64
	Height/Altezza [mm]
	40
	Diam./Diam. [mm]
	200
Thickness/Spessore - Min [mm]	
10/8,5	
	Non Ventilato/Not Vented


DI-110	
	Pitch Circle Ø/Foro int.-Ø [mm]
	96
	Height/Altezza [mm]
	50
	Diam./Diam. [mm]
	276
Thickness/Spessore - Min [mm]	
24/22	
No. of Bores/N° fori	
5	
NISSAN - JEEP	Ventilato/Vented

DI-115	
	Pitch Circle Ø/Foro int.-Ø [mm]
	68
	Height/Altezza [mm]
	38
	Diam./Diam. [mm]
	296
Thickness/Spessore - Min [mm]	
28/26	
No. of Bores/N° fori	
6	
NISSAN	Ventilato/Vented

DI-111	
	Pitch Circle Ø/Foro int.-Ø [mm]
	61
	Height/Altezza [mm]
	45,5
	Diam./Diam. [mm]
	251,5
Thickness/Spessore - Min [mm]	
20/19	
No. of Bores/N° fori	
4	
NISSAN	Ventilato/Vented


DI-116	
	Pitch Circle Ø/Foro int.-Ø [mm]
	64
	Height/Altezza [mm]
	40
	Diam./Diam. [mm]
	218,5
Thickness/Spessore - Min [mm]	
9,5/8,5	
No. of Bores/N° fori	
4	
NISSAN	Non Ventilato/Not Vented


DI-112	
	Pitch Circle Ø/Foro int.-Ø [mm]
	81
	Height/Altezza [mm]
	29
	Diam./Diam. [mm]
	250,7
Thickness/Spessore - Min [mm]	
20/18	
No. of Bores/N° fori	
4	
NISSAN	Ventilato/Vented


DI-117	
	Pitch Circle Ø/Foro int.-Ø [mm]
	96
	Height/Altezza [mm]
	51
	Diam./Diam. [mm]
	282
Thickness/Spessore - Min [mm]	
24,3/22	
No. of Bores/N° fori	
6	
NISSAN	Ventilato/Vented


DI-113	
	Pitch Circle Ø/Foro int.-Ø [mm]
	59
	Height/Altezza [mm]
	47
	Diam./Diam. [mm]
	238
Thickness/Spessore - Min [mm]	
18/16	
No. of Holes/N° fori	
4	
NISSAN	Ventilato/Vented


DI-118	
	Pitch Circle Ø/Foro int.-Ø [mm]
	70
	Height/Altezza [mm]
	36
	Diam./Diam. [mm]
	210,8
Thickness/Spessore - Min [mm]	
9,6/8,5	
No. of Bores/N° fori	
4	
NISSAN	Non Ventilato/Not Vented

DI-119	
	Pitch Circle Ø/Foro int.-Ø [mm]
	76
	Height/Altezza [mm]
	35
	Diam./Diam. [mm]
	239,3
Thickness/Spessore - Min [mm]	
12/11	
No. of Bores/N° fori	
4	
NISSAN	Non Ventilato/Not Vented

DI-124	
	Pitch Circle Ø/Foro int.-Ø [mm]
	73
	Height/Altezza [mm]
	22
	Diam./Diam. [mm]
	231,9
Thickness/Spessore - Min [mm]	
18/16	
No. of Bores/N° fori	
4	
NISSAN	Ventilato/Vented

DI-120	
	Pitch Circle Ø/Foro int.-Ø [mm]
	90
	Height/Altezza [mm]
	79
	Diam./Diam. [mm]
	305
Thickness/Spessore - Min [mm]	
28/26	
No. of Bores/N° fori	
5	
NISSAN	Ventilato/Vented

DI-125	
	Pitch Circle Ø/Foro int.-Ø [mm]
	76
	Height/Altezza [mm]
	36,8
	Diam./Diam. [mm]
	231,5
Thickness/Spessore - Min [mm]	
18/16	
No. of Bores/N° fori	
4	
NISSAN	Ventilato/Vented


DI-121	
	Pitch Circle Ø/Foro int.-Ø [mm]
	79
	Height/Altezza [mm]
	31,5
	Diam./Diam. [mm]
	232
Thickness/Spessore - Min [mm]	
18/16	
No. of Bores/N° fori	
4	
NISSAN	Ventilato/Vented

DI-126	
	Pitch Circle Ø/Foro int.-Ø [mm]
	104
	Height/Altezza [mm]
	29,3
	Diam./Diam. [mm]
	294,4
Thickness/Spessore - Min [mm]	
20/18	
No. of Bores/N° fori	
6	
NISSAN	Ventilato/Vented

DI-122	
	Pitch Circle Ø/Foro int.-Ø [mm]
	59
	Height/Altezza [mm]
	43,2
	Diam./Diam. [mm]
	213
Thickness/Spessore - Min [mm]	
12/11	
No. of Bores/N° fori	
4	
NISSAN	Non Ventilato/Not Vented

DI-127	
	Pitch Circle Ø/Foro int.-Ø [mm]
	68
	Height/Altezza [mm]
	50
	Diam./Diam. [mm]
	249,6
Thickness/Spessore - Min [mm]	
22/20	
No. of Bores/N° fori	
4	
NISSAN	Ventilato/Vented


DI-123	
	Pitch Circle Ø/Foro int.-Ø [mm]
	81
	Height/Altezza [mm]
	29
	Diam./Diam. [mm]
	251,4
Thickness/Spessore - Min [mm]	
20/18	
No. of Bores/N° fori	
6	
NISSAN	Ventilato/Vented

DI-128	
	Pitch Circle Ø/Foro int.-Ø [mm]
	81
	Height/Altezza [mm]
	35,7
	Diam./Diam. [mm]
	273,7
Thickness/Spessore - Min [mm]	
22/20	
No. of Bores/N° fori	
4	
NISSAN	Ventilato/Vented

DI-129	
	Pitch Circle Ø/Foro int.-Ø [mm]
	81
	Height/Altezza [mm]
	30,3
	Diam./Diam. [mm]
	249,6
Thickness/Spessore - Min [mm]	
22/20	
No. of Bores/N° fori	
6	
NISSAN	Ventilato/Vented

DI-135	
	Pitch Circle Ø/Foro int.-Ø [mm]
	61
	Height/Altezza [mm]
	46
	Diam./Diam. [mm]
	247
Thickness/Spessore - Min [mm]	
18/16	
No. of Bores/N° fori	
4	
NISSAN	Ventilato/Vented


DI-131	
	Pitch Circle Ø/Foro int.-Ø [mm]
	81
	Height/Altezza [mm]
	37
	Diam./Diam. [mm]
	249,2
Thickness/Spessore - Min [mm]	
21,9/20	
No. of Bores/N° fori	
6	
NISSAN	Ventilato/Vented

DI-136	
	Pitch Circle Ø/Foro int.-Ø [mm]
	61
	Height/Altezza [mm]
	46
	Diam./Diam. [mm]
	232
Thickness/Spessore - Min [mm]	
18/16	
No. of Bores/N° fori	
4	
NISSAN	Ventilato/Vented


DI-132	
	Pitch Circle Ø/Foro int.-Ø [mm]
	100
	Height/Altezza [mm]
	39,2
	Diam./Diam. [mm]
	266,7
Thickness/Spessore - Min [mm]	
22/20	
No. of Bores/N° fori	
6	
NISSAN	Ventilato/Vented

DI-137	
	Pitch Circle Ø/Foro int.-Ø [mm]
	77
	Height/Altezza [mm]
	35,8
	Diam./Diam. [mm]
	273,3
Thickness/Spessore - Min [mm]	
22/20	
No. of Bores/N° fori	
5	
NISSAN	Ventilato/Vented

DI-133	
	Pitch Circle Ø/Foro int.-Ø [mm]
	45
	Height/Altezza [mm]
	94,3
	Diam./Diam. [mm]
	249,8
Thickness/Spessore - Min [mm]	
22,3/20	
No. of Bores/N° fori	
4	
NISSAN	Ventilato/Vented


DI-138	
	Pitch Circle Ø/Foro int.-Ø [mm]
	61
	Height/Altezza [mm]
	45,5
	Diam./Diam. [mm]
	239,7
Thickness/Spessore - Min [mm]	
12/11	
No. of Bores/N° fori	
4	
NISSAN	Non Ventilato/Not Vented

DI-134	
	Pitch Circle Ø/Foro int.-Ø [mm]
	72
	Height/Altezza [mm]
	51
	Diam./Diam. [mm]
	305
Thickness/Spessore - Min [mm]	
28/26	
No. of Bores/N° fori	
5	
NISSAN	Ventilato/Vented

DI-139	
	Pitch Circle Ø/Foro int.-Ø [mm]
	61
	Height/Altezza [mm]
	45,5
	Diam./Diam. [mm]
	240
Thickness/Spessore - Min [mm]	
18/16	
No. of Bores/N° fori	
4	
NISSAN	Ventilato/Vented

DI-140	
	Pitch Circle Ø/Foro int.-Ø [mm]
	68
	Height/Altezza [mm]
	49,7
	Diam./Diam. [mm]
	279,5
Thickness/Spessore - Min [mm]	
22/20	
No. of Bores/N° fori	
5	
Ventilato/Vented	
NISSAN	

DI-146	
	Pitch Circle Ø/Foro int.-Ø [mm]
	61
	Height/Altezza [mm]
	45
	Diam./Diam. [mm]
	254
Thickness/Spessore - Min [mm]	
20/18	
No. of Holes/N° fori	
4	
Ventilato/Vented	
NISSAN	


DI-142	
	Pitch Circle Ø/Foro int.-Ø [mm]
	61
	Height/Altezza [mm]
	41,5
	Diam./Diam. [mm]
	258,5
Thickness/Spessore - Min [mm]	
21/19	
No. of Holes/N° fori	
4	
Ventilato/Vented	
NISSAN	

DI-148	
	Pitch Circle Ø/Foro int.-Ø [mm]
	59
	Height/Altezza [mm]
	46,5
	Diam./Diam. [mm]
	213,9
Thickness/Spessore - Min [mm]	
15/13	
No. of Bores/N° fori	
4	
Ventilato/Vented	
NISSAN	


DI-143	
	Pitch Circle Ø/Foro int.-Ø [mm]
	81
	Height/Altezza [mm]
	37
	Diam./Diam. [mm]
	259,3
Thickness/Spessore - Min [mm]	
26/24	
No. of Bores/N° fori	
6	
Ventilato/Vented	
NISSAN	


DI-149	
	Pitch Circle Ø/Foro int.-Ø [mm]
	68
	Height/Altezza [mm]
	57,3
	Diam./Diam. [mm]
	279,9
Thickness/Spessore - Min [mm]	
26/24	
No. of Bores/N° fori	
5	
Ventilato/Vented	
NISSAN	


DI-144	
	Pitch Circle Ø/Foro int.-Ø [mm]
	100
	Height/Altezza [mm]
	39,2
	Diam./Diam. [mm]
	276,3
Thickness/Spessore - Min [mm]	
26/24	
No. of Bores/N° fori	
6	
Ventilato/Vented	
NISSAN	

DI-150	
	Pitch Circle Ø/Foro int.-Ø [mm]
	61
	Height/Altezza [mm]
	46,5
	Diam./Diam. [mm]
	212
Thickness/Spessore - Min [mm]	
15/13	
No. of Bores/N° fori	
4	
Ventilato/Vented	
NISSAN	

DI-145	
	Pitch Circle Ø/Foro int.-Ø [mm]
	100
	Height/Altezza [mm]
	38,5
	Diam./Diam. [mm]
	299,8
Thickness/Spessore - Min [mm]	
28/26	
No. of Bores/N° fori	
6	
Ventilato/Vented	
NISSAN - INFINITI	


DI-151	
	Pitch Circle Ø/Foro int.-Ø [mm]
	68
	Height/Altezza [mm]
	49,7
	Diam./Diam. [mm]
	250
Thickness/Spessore - Min [mm]	
20/18	
No. of Bores/N° fori	
4	
Ventilato/Vented	
NISSAN	


DI-152	
	Pitch Circle Ø/Foro int.-Ø [mm]
	68
	Height/Altezza [mm]
	50
	Diam./Diam. [mm]
	320
Thickness/Spessore - Min [mm]	
28/26	
No. of Bores/N° fori	
5	
INFINITI - NISSAN	Ventilato/Vented

DI-158	
	Pitch Circle Ø/Foro int.-Ø [mm]
	68
	Height/Altezza [mm]
	49,7
	Diam./Diam. [mm]
	279,2
Thickness/Spessore - Min [mm]	
28/26	
No. of Bores/N° fori	
5	
NISSAN - INFINITI	Ventilato/Vented


DI-153	
	Pitch Circle Ø/Foro int.-Ø [mm]
	81
	Height/Altezza [mm]
	44,4
	Diam./Diam. [mm]
	271,3
Thickness/Spessore - Min [mm]	
12,6/11,5	
No. of Bores/N° fori	
6	
NISSAN	Non Ventilato/Not Vented

DI-159	
Image Not Available	Pitch Circle Ø/Foro int.-Ø [mm]
	68
	Height/Altezza [mm]
	44
	Diam./Diam. [mm]
	280
Thickness/Spessore - Min [mm]	
24/22	
No. of Bores/N° fori	
4	
NISSAN	Ventilato/Vented


DI-154	
	Pitch Circle Ø/Foro int.-Ø [mm]
	68
	Height/Altezza [mm]
	44
	Diam./Diam. [mm]
	280
Thickness/Spessore - Min [mm]	
24/22	
No. of Bores/N° fori	
5	
NISSAN	Ventilato/Vented


DI-160	
	Pitch Circle Ø/Foro int.-Ø [mm]
	68
	Height/Altezza [mm]
	54
	Diam./Diam. [mm]
	257
Thickness/Spessore - Min [mm]	
26/24	
No. of Bores/N° fori	
4	
NISSAN	Ventilato/Vented


DI-155	
	Pitch Circle Ø/Foro int.-Ø [mm]
	61
	Height/Altezza [mm]
	44,5
	Diam./Diam. [mm]
	260
Thickness/Spessore - Min [mm]	
22/20	
No. of Bores/N° fori	
4	
NISSAN	Ventilato/Vented


DI-161	
	Pitch Circle Ø/Foro int.-Ø [mm]
	94
	Height/Altezza [mm]
	45,5
	Diam./Diam. [mm]
	276
Thickness/Spessore - Min [mm]	
28/26	
No. of Bores/N° fori	
5	
NISSAN	Ventilato/Vented


DI-157	
	Pitch Circle Ø/Foro int.-Ø [mm]
	68
	Height/Altezza [mm]
	44
	Diam./Diam. [mm]
	296
Thickness/Spessore - Min [mm]	
26/24	
No. of Holes/N° fori	
5	
NISSAN	Ventilato/Vented


DI-183	
	Pitch Circle Ø/Foro int.-Ø [mm]
	68
	Height/Altezza [mm]
	50,5
	Diam./Diam. [mm]
	249,8
Thickness/Spessore - Min [mm]	
22/20	
No. of Bores/N° fori	
5	
NISSAN	Ventilato/Vented

DI-185	
	Pitch Circle Ø/Foro int.-Ø [mm]
	61,3
	Height/Altezza [mm]
	45,5
	Diam./Diam. [mm]
255,4	
Thickness/Spessore - Min [mm]	
26,1/24	
No. of Bores/N° fori	
4	
NISSAN	Ventilato/Vented


DI-191	
	Pitch Circle Ø/Foro int.-Ø [mm]
	68
	Height/Altezza [mm]
	52,3
	Diam./Diam. [mm]
256,6	
Thickness/Spessore - Min [mm]	
26/24	
No. of Bores/N° fori	
5	
NISSAN	Ventilato/Vented

DI-187	
	Pitch Circle Ø/Foro int.-Ø [mm]
	68
	Height/Altezza [mm]
	50,5
	Diam./Diam. [mm]
273,9	
Thickness/Spessore - Min [mm]	
22/20	
No. of Bores/N° fori	
4	
NISSAN	Ventilato/Vented


DI-194	
	Pitch Circle Ø/Foro int.-Ø [mm]
	68
	Height/Altezza [mm]
	54
	Diam./Diam. [mm]
280	
Thickness/Spessore - Min [mm]	
30/28	
No. of Bores/N° fori	
5	
NISSAN	Ventilato/Vented


DI-188	
	Pitch Circle Ø/Foro int.-Ø [mm]
	81
	Height/Altezza [mm]
	29,5
	Diam./Diam. [mm]
261	
Thickness/Spessore - Min [mm]	
20/18	
No. of Bores/N° fori	
6	
NISSAN	Ventilato/Vented


DI-196	
	Pitch Circle Ø/Foro int.-Ø [mm]
	68
	Height/Altezza [mm]
	49,3
	Diam./Diam. [mm]
256,8	
Thickness/Spessore - Min [mm]	
22/20	
No. of Bores/N° fori	
4	
NISSAN	Ventilato/Vented


DI-189	
	Pitch Circle Ø/Foro int.-Ø [mm]
	61
	Height/Altezza [mm]
	46,5
	Diam./Diam. [mm]
213,4	
Thickness/Spessore - Min [mm]	
12/11	
No. of Bores/N° fori	
4	
NISSAN	Non Ventilato/Not Vented


DI-197	
	Pitch Circle Ø/Foro int.-Ø [mm]
	96
	Height/Altezza [mm]
	53
	Diam./Diam. [mm]
263	
Thickness/Spessore - Min [mm]	
24/22,4	
No. of Bores/N° fori	
5	
NISSAN	Ventilato/Vented


DI-190	
	Pitch Circle Ø/Foro int.-Ø [mm]
	96
	Height/Altezza [mm]
	53,5
	Diam./Diam. [mm]
262,9	
Thickness/Spessore - Min [mm]	
24/22,4	
No. of Bores/N° fori	
6	
NISSAN	Ventilato/Vented


DI-198	
	Pitch Circle Ø/Foro int.-Ø [mm]
	59
	Height/Altezza [mm]
	45,8
	Diam./Diam. [mm]
233,6	
Thickness/Spessore - Min [mm]	
12/10	
No. of Bores/N° fori	
4	
NISSAN	Non Ventilato/Not Vented


DI-199	
	Pitch Circle Ø/Foro int.-Ø [mm]
	73
	Height/Altezza [mm]
	30
	Diam./Diam. [mm]
249,9	
Thickness/Spessore - Min [mm]	
22/20	
No. of Bores/N° fori	
4	
NISSAN	Ventilato/Vented


DI-2005	
	Pitch Circle Ø/Foro int.-Ø [mm]
	105
	Height/Altezza [mm]
	58,6
	Diam./Diam. [mm]
310,8	
Thickness/Spessore - Min [mm]	
32/30	
No. of Bores/N° fori	
6	
TOYOTA	Ventilato/Vented


DI-2000	
	Pitch Circle Ø/Foro int.-Ø [mm]
	62
	Height/Altezza [mm]
	49,6
	Diam./Diam. [mm]
295,6	
Thickness/Spessore - Min [mm]	
28/26	
No. of Bores/N° fori	
5	
TOYOTA	Ventilato/Vented


DI-2006	
	Pitch Circle Ø/Foro int.-Ø [mm]
	62
	Height/Altezza [mm]
	50
	Diam./Diam. [mm]
296	
Thickness/Spessore - Min [mm]	
28/26	
No. of Holes/N° fori	
5	
TOYOTA	Ventilato/Vented


DI-2001	
	Pitch Circle Ø/Foro int.-Ø [mm]
	62
	Height/Altezza [mm]
	49,6
	Diam./Diam. [mm]
295,7	
Thickness/Spessore - Min [mm]	
28/26	
No. of Bores/N° fori	
5	
TOYOTA	Ventilato/Vented


DI-2007	
	Pitch Circle Ø/Foro int.-Ø [mm]
	62
	Height/Altezza [mm]
	50
	Diam./Diam. [mm]
296	
Thickness/Spessore - Min [mm]	
28/26	
No. of Bores/N° fori	
5	
LEXUS	Ventilato/Vented


DI-2002	
	Pitch Circle Ø/Foro int.-Ø [mm]
	62
	Height/Altezza [mm]
	49,5
	Diam./Diam. [mm]
274,5	
Thickness/Spessore - Min [mm]	
28/26	
No. of Bores/N° fori	
5	
TOYOTA	Ventilato/Vented


DI-2008	
	Pitch Circle Ø/Foro int.-Ø [mm]
	108
	Height/Altezza [mm]
	68
	Diam./Diam. [mm]
297	
Thickness/Spessore - Min [mm]	
25/23,5	
No. of Bores/N° fori	
6	
TOYOTA	Ventilato/Vented


DI-2003	
	Pitch Circle Ø/Foro int.-Ø [mm]
	108
	Height/Altezza [mm]
	67,8
	Diam./Diam. [mm]
337,4	
Thickness/Spessore - Min [mm]	
28/26	
No. of Bores/N° fori	
6	
TOYOTA	Ventilato/Vented


DI-2009	
	Pitch Circle Ø/Foro int.-Ø [mm]
	62
	Height/Altezza [mm]
	59
	Diam./Diam. [mm]
257	
Thickness/Spessore - Min [mm]	
28/26	
No. of Bores/N° fori	
5	
TOYOTA	Ventilato/Vented


DI-201	
	Pitch Circle Ø/Foro int.-Ø [mm]
	55
	Height/Altezza [mm]
	49,3
	Diam./Diam. [mm]
274,6	
Thickness/Spessore - Min [mm]	
25/23	
No. of Bores/N° fori	
4	
TOYOTA	Ventilato/Vented


DI-2014	
	Pitch Circle Ø/Foro int.-Ø [mm]
	55
	Height/Altezza [mm]
	47
	Diam./Diam. [mm]
275	
Thickness/Spessore - Min [mm]	
22/20	
No. of Bores/N° fori	
5	
TOYOTA - SUBARU	Ventilato/Vented


DI-2010	
	Pitch Circle Ø/Foro int.-Ø [mm]
	62
	Height/Altezza [mm]
	47
	Diam./Diam. [mm]
275	
Thickness/Spessore - Min [mm]	
25/23	
No. of Bores/N° fori	
5	
TOYOTA	Ventilato/Vented

DI-2015	
	Pitch Circle Ø/Foro int.-Ø [mm]
	62
	Height/Altezza [mm]
	50
	Diam./Diam. [mm]
320	
Thickness/Spessore - Min [mm]	
26/24	
No. of Bores/N° fori	
5	
TOYOTA	Ventilato/Vented


DI-2011	
	Pitch Circle Ø/Foro int.-Ø [mm]
	112
	Height/Altezza [mm]
	84
	Diam./Diam. [mm]
340	
Thickness/Spessore - Min [mm]	
32/30	
No. of Bores/N° fori	
5	
TOYOTA	Ventilato/Vented


DI-2016	
	Pitch Circle Ø/Foro int.-Ø [mm]
	62
	Height/Altezza [mm]
	50
	Diam./Diam. [mm]
295	
Thickness/Spessore - Min [mm]	
26/24	
No. of Bores/N° fori	
5	
TOYOTA	Ventilato/Vented


DI-2012	
	Pitch Circle Ø/Foro int.-Ø [mm]
	55
	Height/Altezza [mm]
	47
	Diam./Diam. [mm]
255	
Thickness/Spessore - Min [mm]	
20/18	
No. of Bores/N° fori	
4	
TOYOTA	Ventilato/Vented


DI-2017	
	Pitch Circle Ø/Foro int.-Ø [mm]
	55
	Height/Altezza [mm]
	46,5
	Diam./Diam. [mm]
255	
Thickness/Spessore - Min [mm]	
22/20	
No. of Bores/N° fori	
4	
TOYOTA	Ventilato/Vented


DI-2013	
	Pitch Circle Ø/Foro int.-Ø [mm]
	84
	Height/Altezza [mm]
	46
	Diam./Diam. [mm]
285	
Thickness/Spessore - Min [mm]	
28/26	
No. of Bores/N° fori	
5	
TOYOTA	Ventilato/Vented


DI-2018	
	Pitch Circle Ø/Foro int.-Ø [mm]
	62
	Height/Altezza [mm]
	47
	Diam./Diam. [mm]
275	
Thickness/Spessore - Min [mm]	
22/20	
No. of Bores/N° fori	
5	
TOYOTA	Ventilato/Vented


DI-2019	
	Pitch Circle Ø/Foro int.-Ø [mm]
	115
	Height/Altezza [mm]
	64
	Diam./Diam. [mm]
	322
Thickness/Spessore - Min [mm]	
32/30	
No. of Bores/N° fori	
5	
TOYOTA	Ventilato/Vented


DI-2023	
	Inner Diam./Diam. int. [mm]
	83,5
	Height/Altezza [mm]
	45,5
	Diam./Diam. [mm]
	285
Thickness/Spessore - Min [mm]	
28/26	
	Ventilato/Vented
TOYOTA	


DI-202	
	Pitch Circle Ø/Foro int.-Ø [mm]
	64
	Height/Altezza [mm]
	31
	Diam./Diam. [mm]
	226
Thickness/Spessore - Min [mm]	
10/9	
No. of Holes/N° fori	
4	
TOYOTA	Non Ventilato/Not Vented

DI-2024	
	Pitch Circle Ø/Foro int.-Ø [mm]
	108
	Height/Altezza [mm]
	70
	Diam./Diam. [mm]
	297
Thickness/Spessore - Min [mm]	
22/21	
No. of Bores/N° fori	
6	
TOYOTA	Ventilato/Vented


DI-2020	
	Inner Diam./Diam. int. [mm]
	62
	Height/Altezza [mm]
	50
	Diam./Diam. [mm]
	296
Thickness/Spessore - Min [mm]	
28/26	
No. of Bores/N° fori	
5	
TOYOTA	Ventilato/Vented

DI-2025	
	Pitch Circle Ø/Foro int.-Ø [mm]
	62
	Height/Altezza [mm]
	54
	Diam./Diam. [mm]
	334
Thickness/Spessore - Min [mm]	
30/28	
No. of Bores/N° fori	
5	
LEXUS	Ventilato/Vented

DI-2021	
	Pitch Circle Ø/Foro int.-Ø [mm]
	84
	Height/Altezza [mm]
	46
	Diam./Diam. [mm]
	248
Brake Disc Thickness/Spessore disco freno [mm]	
22	
No. of Bores/N° fori	
5	
TOYOTA	Ventilato/Vented

DI-2026	
	Pitch Circle Ø/Foro int.-Ø [mm]
	63
	Height/Altezza [mm]
	51
	Diam./Diam. [mm]
	334
Thickness/Spessore - Min [mm]	
30/28	
No. of Bores/N° fori	
5	
LEXUS	Ventilato/Vented


DI-2022	
Image Not Available	Pitch Circle Ø/Foro int.-Ø [mm]
	54
	Height/Altezza [mm]
	48
	Diam./Diam. [mm]
	238
Thickness/Spessore - Min [mm]	
18/16	
No. of Bores/N° fori	
4	
TOYOTA	Ventilato/Vented


DI-2027	
	Pitch Circle Ø/Foro int.-Ø [mm]
	55
	Height/Altezza [mm]
	50
	Diam./Diam. [mm]
	255
Thickness/Spessore - Min [mm]	
22/20	
No. of Bores/N° fori	
5	
TOYOTA	Ventilato/Vented


DI-2028	
Image Not Available	Pitch Circle Ø/Foro int.-Ø [mm]
	100
	Height/Altezza [mm]
	49
	Diam./Diam. [mm]
287	
Thickness/Spessore - Min [mm]	
28/26	
No. of Bores/N° fori	
6	
TOYOTA	Ventilato/Vented


DI-206	
	Pitch Circle Ø/Foro int.-Ø [mm]
	64
	Height/Altezza [mm]
	36
	Diam./Diam. [mm]
200	
Thickness/Spessore - Min [mm]	
10/9	
No. of Bores/N° fori	
Non Ventilato/Not Vented	
TOYOTA	Ventilato/Vented

DI-2029	
Image Not Available	Pitch Circle Ø/Foro int.-Ø [mm]
	108
	Height/Altezza [mm]
	68,5
	Diam./Diam. [mm]
338	
Thickness/Spessore - Min [mm]	
32/29	
No. of Bores/N° fori	
6	
TOYOTA	Ventilato/Vented


DI-207	
	Pitch Circle Ø/Foro int.-Ø [mm]
	55
	Height/Altezza [mm]
	49
	Diam./Diam. [mm]
255	
Thickness/Spessore - Min [mm]	
25/23	
No. of Bores/N° fori	
4	
TOYOTA	Ventilato/Vented


DI-203	
	Pitch Circle Ø/Foro int.-Ø [mm]
	55
	Height/Altezza [mm]
	49,7
	Diam./Diam. [mm]
254,6	
Thickness/Spessore - Min [mm]	
25/23	
No. of Bores/N° fori	
5	
TOYOTA	Ventilato/Vented


DI-208	
	Pitch Circle Ø/Foro int.-Ø [mm]
	55
	Height/Altezza [mm]
	49,7
	Diam./Diam. [mm]
254,8	
Thickness/Spessore - Min [mm]	
25,2/23	
No. of Bores/N° fori	
4	
TOYOTA	Ventilato/Vented


DI-204	
	Pitch Circle Ø/Foro int.-Ø [mm]
	76
	Height/Altezza [mm]
	30
	Diam./Diam. [mm]
225	
Thickness/Spessore - Min [mm]	
10/9	
No. of Bores/N° fori	
4	
TOYOTA	Non Ventilato/Not Vented


DI-210	
	Pitch Circle Ø/Foro int.-Ø [mm]
	64
	Height/Altezza [mm]
	17,5
	Diam./Diam. [mm]
227,6	
Thickness/Spessore - Min [mm]	
10/9	
No. of Bores/N° fori	
4	
TOYOTA	Non Ventilato/Not Vented


DI-205	
	Pitch Circle Ø/Foro int.-Ø [mm]
	108
	Height/Altezza [mm]
	71
	Diam./Diam. [mm]
318,4	
Thickness/Spessore - Min [mm]	
22/20	
No. of Bores/N° fori	
6	
TOYOTA	Ventilato/Vented


DI-211	
	Pitch Circle Ø/Foro int.-Ø [mm]
	55
	Height/Altezza [mm]
	50
	Diam./Diam. [mm]
276,9	
Thickness/Spessore - Min [mm]	
26/24	
No. of Bores/N° fori	
5	
TOYOTA	Ventilato/Vented


DI-212	
	Pitch Circle Ø/Foro int.-Ø [mm]
	64
	Height/Altezza [mm]
	32
	Diam./Diam. [mm]
	228,4
	Thickness/Spessore - Min [mm]
	12,5/11,5
	No. of Bores/N° fori
	4
TOYOTA - DAIHATSU	Non Ventilato/Not Vented


DI-217	
	Pitch Circle Ø/Foro int.-Ø [mm]
	62
	Height/Altezza [mm]
	47,4
	Diam./Diam. [mm]
	274,7
	Thickness/Spessore - Min [mm]
	30/28
	No. of Bores/N° fori
	5
TOYOTA	Ventilato/Vented


DI-213	
	Pitch Circle Ø/Foro int.-Ø [mm]
	62
	Height/Altezza [mm]
	49,3
	Diam./Diam. [mm]
	274
	Thickness/Spessore - Min [mm]
	28/26
	No. of Bores/N° fori
	5
TOYOTA	Ventilato/Vented


DI-218	
	Pitch Circle Ø/Foro int.-Ø [mm]
	64
	Height/Altezza [mm]
	30,3
	Diam./Diam. [mm]
	217,6
	Thickness/Spessore - Min [mm]
	10/9
	No. of Bores/N° fori
	4
TOYOTA	Non Ventilato/Not Vented

DI-214	
	Pitch Circle Ø/Foro int.-Ø [mm]
	73
	Height/Altezza [mm]
	16
	Diam./Diam. [mm]
	254
	Thickness/Spessore - Min [mm]
	12,6/11,5
	No. of Bores/N° fori
	4
TOYOTA	Non Ventilato/Not Vented


DI-219	
	Pitch Circle Ø/Foro int.-Ø [mm]
	55
	Height/Altezza [mm]
	49,6
	Diam./Diam. [mm]
	274,9
	Thickness/Spessore - Min [mm]
	25/23
	No. of Bores/N° fori
	4
TOYOTA	Ventilato/Vented


DI-215	
	Pitch Circle Ø/Foro int.-Ø [mm]
	55
	Height/Altezza [mm]
	49,6
	Diam./Diam. [mm]
	255
	Thickness/Spessore - Min [mm]
	28/26
	No. of Bores/N° fori
	5
TOYOTA	Ventilato/Vented


DI-220	
	Pitch Circle Ø/Foro int.-Ø [mm]
	76
	Height/Altezza [mm]
	26,5
	Diam./Diam. [mm]
	251,6
	Thickness/Spessore - Min [mm]
	20/19
	No. of Bores/N° fori
	5
TOYOTA	Ventilato/Vented


DI-216	
	Pitch Circle Ø/Foro int.-Ø [mm]
	76
	Height/Altezza [mm]
	42
	Diam./Diam. [mm]
	265,6
	Thickness/Spessore - Min [mm]
	12,6/11
	No. of Bores/N° fori
	4
TOYOTA	Non Ventilato/Not Vented


DI-221	
	Pitch Circle Ø/Foro int.-Ø [mm]
	55
	Height/Altezza [mm]
	43,3
	Diam./Diam. [mm]
	254,7
	Thickness/Spessore - Min [mm]
	20/18
	No. of Bores/N° fori
	4
TOYOTA	Ventilato/Vented


DI-222	
	Pitch Circle Ø/Foro int.-Ø [mm]
	79
	Height/Altezza [mm]
	26
	Diam./Diam. [mm]
	251,8
Thickness/Spessore - Min [mm]	
20/18,7	
No. of Bores/N° fori	
5	
TOYOTA	Ventilato/Vented


DI-227	
	Pitch Circle Ø/Foro int.-Ø [mm]
	76
	Height/Altezza [mm]
	26,6
	Diam./Diam. [mm]
	257,7
Thickness/Spessore - Min [mm]	
20,2/18,5	
No. of Bores/N° fori	
4	
TOYOTA	Ventilato/Vented

DI-223	
	Pitch Circle Ø/Foro int.-Ø [mm]
	64
	Height/Altezza [mm]
	21,2
	Diam./Diam. [mm]
	233,6
Thickness/Spessore - Min [mm]	
12,5/11,5	
No. of Bores/N° fori	
4	
TOYOTA	Non Ventilato/Not Vented


DI-228	
	Pitch Circle Ø/Foro int.-Ø [mm]
	64
	Height/Altezza [mm]
	23
	Diam./Diam. [mm]
	229
Thickness/Spessore - Min [mm]	
12,5/11	
No. of Bores/N° fori	
4	
TOYOTA - DAIHATSU	Non Ventilato/Not Vented

DI-224	
	Pitch Circle Ø/Foro int.-Ø [mm]
	115
	Height/Altezza [mm]
	70
	Diam./Diam. [mm]
	312,5
Thickness/Spessore - Min [mm]	
32/30	
No. of Bores/N° fori	
5	
TOYOTA	Ventilato/Vented


DI-229	
	Pitch Circle Ø/Foro int.-Ø [mm]
	62
	Height/Altezza [mm]
	49,6
	Diam./Diam. [mm]
	274,9
Thickness/Spessore - Min [mm]	
25/23	
No. of Bores/N° fori	
5	
TOYOTA	Ventilato/Vented

DI-225	
	Pitch Circle Ø/Foro int.-Ø [mm]
	62
	Height/Altezza [mm]
	49,6
	Diam./Diam. [mm]
	318,5
Thickness/Spessore - Min [mm]	
28/26	
No. of Bores/N° fori	
5	
LEXUS	Ventilato/Vented


DI-230	
	Pitch Circle Ø/Foro int.-Ø [mm]
	55
	Height/Altezza [mm]
	43,2
	Diam./Diam. [mm]
	254,8
Thickness/Spessore - Min [mm]	
20/18,5	
No. of Bores/N° fori	
4	
TOYOTA	Ventilato/Vented


DI-226	
	Pitch Circle Ø/Foro int.-Ø [mm]
	76
	Height/Altezza [mm]
	26,3
	Diam./Diam. [mm]
	258,4
Thickness/Spessore - Min [mm]	
20/19	
No. of Bores/N° fori	
4	
TOYOTA	Ventilato/Vented


DI-232	
	Pitch Circle Ø/Foro int.-Ø [mm]
	54
	Height/Altezza [mm]
	39,5
	Diam./Diam. [mm]
	242,2
Thickness/Spessore - Min [mm]	
11,1/10	
No. of Bores/N° fori	
4	
TOYOTA	Non Ventilato/Not Vented


DI-233	
	Pitch Circle Ø/Foro int.-Ø [mm]
	55
	Height/Altezza [mm]
	48
	Diam./Diam. [mm]
	254
Thickness/Spessore - Min [mm]	
22/20	
No. of Bores/N° fori	
4	
TOYOTA	Ventilato/Vented


DI-239	
	Pitch Circle Ø/Foro int.-Ø [mm]
	54
	Height/Altezza [mm]
	47,5
	Diam./Diam. [mm]
	242,8
Thickness/Spessore - Min [mm]	
13,6/12,5	
No. of Bores/N° fori	
4	
TOYOTA	Non Ventilato/Not Vented


DI-234	
	Pitch Circle Ø/Foro int.-Ø [mm]
	100
	Height/Altezza [mm]
	48,4
	Diam./Diam. [mm]
	301,4
Thickness/Spessore - Min [mm]	
20/19	
No. of Bores/N° fori	
6	
TOYOTA	Ventilato/Vented


DI-240	
	Pitch Circle Ø/Foro int.-Ø [mm]
	64
	Height/Altezza [mm]
	38
	Diam./Diam. [mm]
	232,9
Thickness/Spessore - Min [mm]	
17,8/17	
No. of Bores/N° fori	
4	
TOYOTA	Ventilato/Vented


DI-235	
	Pitch Circle Ø/Foro int.-Ø [mm]
	55
	Height/Altezza [mm]
	49,7
	Diam./Diam. [mm]
	294,7
Thickness/Spessore - Min [mm]	
26/24	
No. of Bores/N° fori	
5	
TOYOTA	Ventilato/Vented


DI-241	
	Pitch Circle Ø/Foro int.-Ø [mm]
	54
	Height/Altezza [mm]
	41,7
	Diam./Diam. [mm]
	225,3
Thickness/Spessore - Min [mm]	
11/9,5	
No. of Bores/N° fori	
4	
TOYOTA	Non Ventilato/Not Vented

DI-236	
	Pitch Circle Ø/Foro int.-Ø [mm]
	54
	Height/Altezza [mm]
	46
	Diam./Diam. [mm]
	242,6
Thickness/Spessore - Min [mm]	
22/21	
No. of Bores/N° fori	
5	
TOYOTA	Ventilato/Vented


DI-242	
	Pitch Circle Ø/Foro int.-Ø [mm]
	76
	Height/Altezza [mm]
	40,5
	Diam./Diam. [mm]
	248
Thickness/Spessore - Min [mm]	
22/20,5	
No. of Bores/N° fori	
4	
TOYOTA	Ventilato/Vented


DI-237	
	Pitch Circle Ø/Foro int.-Ø [mm]
	74
	Height/Altezza [mm]
	44
	Diam./Diam. [mm]
	254,8
Thickness/Spessore - Min [mm]	
20/19	
No. of Bores/N° fori	
4	
TOYOTA	Ventilato/Vented


DI-243	
	Pitch Circle Ø/Foro int.-Ø [mm]
	54
	Height/Altezza [mm]
	47,7
	Diam./Diam. [mm]
	242,4
Thickness/Spessore - Min [mm]	
18/17	
No. of Bores/N° fori	
4	
TOYOTA	Ventilato/Vented


DI-244	
	Pitch Circle Ø/Foro int.-Ø [mm]
	54
	Height/Altezza [mm]
	42
	Diam./Diam. [mm]
	225,5
Thickness/Spessore - Min [mm]	
16/15	
No. of Bores/N° fori	
4	
TOYOTA	Ventilato/Vented


DI-249	
	Pitch Circle Ø/Foro int.-Ø [mm]
	100
	Height/Altezza [mm]
	48,4
	Diam./Diam. [mm]
	301,8
Thickness/Spessore - Min [mm]	
12,7/11,5	
No. of Bores/N° fori	
6	
TOYOTA - LEXUS	Non Ventilato/Not Vented


DI-245	
	Pitch Circle Ø/Foro int.-Ø [mm]
	74
	Height/Altezza [mm]
	42
	Diam./Diam. [mm]
	254,6
Thickness/Spessore - Min [mm]	
20/19	
No. of Bores/N° fori	
4	
TOYOTA	Ventilato/Vented


DI-250	
	Pitch Circle Ø/Foro int.-Ø [mm]
	54
	Height/Altezza [mm]
	47
	Diam./Diam. [mm]
	258
Thickness/Spessore - Min [mm]	
22/21	
No. of Holes/N° fori	
4	
TOYOTA	Ventilato/Vented


DI-246	
	Pitch Circle Ø/Foro int.-Ø [mm]
	54
	Height/Altezza [mm]
	48
	Diam./Diam. [mm]
	242,7
Thickness/Spessore - Min [mm]	
22/21	
No. of Bores/N° fori	
4	
TOYOTA	Ventilato/Vented


DI-251	
	Pitch Circle Ø/Foro int.-Ø [mm]
	95
	Height/Altezza [mm]
	45,3
	Diam./Diam. [mm]
	262
Thickness/Spessore - Min [mm]	
25/24	
No. of Bores/N° fori	
5	
TOYOTA	Ventilato/Vented


DI-247	
	Pitch Circle Ø/Foro int.-Ø [mm]
	64
	Height/Altezza [mm]
	38,4
	Diam./Diam. [mm]
	233,5
Thickness/Spessore - Min [mm]	
12,5/11,5	
No. of Bores/N° fori	
4	
DAIHATSU	Non Ventilato/Not Vented


DI-252	
	Pitch Circle Ø/Foro int.-Ø [mm]
	54
	Height/Altezza [mm]
	47,3
	Diam./Diam. [mm]
	254,8
Thickness/Spessore - Min [mm]	
22/21	
No. of Bores/N° fori	
5	
HONDA - TOYOTA	Ventilato/Vented


DI-248	
	Pitch Circle Ø/Foro int.-Ø [mm]
	54
	Height/Altezza [mm]
	48
	Diam./Diam. [mm]
	257,6
Thickness/Spessore - Min [mm]	
22/21	
No. of Bores/N° fori	
5	
TOYOTA	Ventilato/Vented


DI-253	
	Pitch Circle Ø/Foro int.-Ø [mm]
	60
	Diam./Diam. [mm]
	302
	Height/Altezza [mm]
	54
Thickness/Spessore - Min [mm]	
22/20	
No. of Bores/N° fori	
5	
TOYOTA	Ventilato/Vented


DI-254	
	Pitch Circle Ø/Foro int.-Ø [mm]
	74
	Height/Altezza [mm]
	43,7
	Diam./Diam. [mm]
229,5	
Thickness/Spessore - Min [mm]	
20/19	
No. of Bores/N° fori	
4	
TOYOTA	Ventilato/Vented


DI-261	
	Pitch Circle Ø/Foro int.-Ø [mm]
	55
	Height/Altezza [mm]
	43,5
	Diam./Diam. [mm]
229	
Thickness/Spessore - Min [mm]	
16/15	
No. of Bores/N° fori	
4	
TOYOTA	Ventilato/Vented


DI-255	
	Pitch Circle Ø/Foro int.-Ø [mm]
	55
	Height/Altezza [mm]
	43,4
	Diam./Diam. [mm]
237,8	
Thickness/Spessore - Min [mm]	
18/17	
No. of Bores/N° fori	
4	
TOYOTA	Ventilato/Vented


DI-262	
	Pitch Circle Ø/Foro int.-Ø [mm]
	54
	Height/Altezza [mm]
	46,5
	Diam./Diam. [mm]
255	
Thickness/Spessore - Min [mm]	
22/21	
No. of Bores/N° fori	
5	
TOYOTA	Ventilato/Vented


DI-257	
	Pitch Circle Ø/Foro int.-Ø [mm]
	100
	Height/Altezza [mm]
	48
	Diam./Diam. [mm]
301	
Thickness/Spessore - Min [mm]	
13/10,5	
No. of Bores/N° fori	
6	
TOYOTA	Non Ventilato/Not Vented


DI-263	
	Pitch Circle Ø/Foro int.-Ø [mm]
	54
	Height/Altezza [mm]
	46,8
	Diam./Diam. [mm]
276,3	
Thickness/Spessore - Min [mm]	
25/23	
No. of Bores/N° fori	
5	
TOYOTA	Ventilato/Vented

DI-258	
	Pitch Circle Ø/Foro int.-Ø [mm]
	54
	Height/Altezza [mm]
	48,3
	Diam./Diam. [mm]
254,6	
Thickness/Spessore - Min [mm]	
25/24	
No. of Bores/N° fori	
5	
TOYOTA	Ventilato/Vented


DI-264	
	Pitch Circle Ø/Foro int.-Ø [mm]
	62
	Height/Altezza [mm]
	49,5
	Diam./Diam. [mm]
294,7	
Thickness/Spessore - Min [mm]	
26/24	
No. of Bores/N° fori	
5	
TOYOTA	Ventilato/Vented


DI-259	
	Pitch Circle Ø/Foro int.-Ø [mm]
	54
	Height/Altezza [mm]
	48
	Diam./Diam. [mm]
238	
Thickness/Spessore - Min [mm]	
22/21	
No. of Bores/N° fori	
4	
TOYOTA	Ventilato/Vented


DI-265	
	Pitch Circle Ø/Foro int.-Ø [mm]
	54
	Height/Altezza [mm]
	48
	Diam./Diam. [mm]
238	
Thickness/Spessore - Min [mm]	
12/11	
No. of Bores/N° fori	
4	
TOYOTA	Non Ventilato/Not Vented


DI-266	
	Pitch Circle Ø/Foro int.-Ø [mm]
	54
	Height/Altezza [mm]
	48,4
	Diam./Diam. [mm]
	238
Thickness/Spessore - Min [mm]	
18/17	
No. of Bores/N° fori	
4	
TOYOTA	Ventilato/Vented


DI-271	
	Pitch Circle Ø/Foro int.-Ø [mm]
	100
	Height/Altezza [mm]
	64
	Diam./Diam. [mm]
	288,8
Thickness/Spessore - Min [mm]	
20/18	
No. of Bores/N° fori	
6	
TOYOTA - VW	Ventilato/Vented


DI-267	
	Pitch Circle Ø/Foro int.-Ø [mm]
	76
	Height/Altezza [mm]
	28,3
	Diam./Diam. [mm]
	248,8
Thickness/Spessore - Min [mm]	
22/21	
No. of Bores/N° fori	
4	
TOYOTA	Ventilato/Vented


DI-272	
	Pitch Circle Ø/Foro int.-Ø [mm]
	105
	Height/Altezza [mm]
	58,5
	Diam./Diam. [mm]
	285,5
Thickness/Spessore - Min [mm]	
25/23	
No. of Bores/N° fori	
6	
TOYOTA	Ventilato/Vented


DI-268	
	Pitch Circle Ø/Foro int.-Ø [mm]
	84
	Height/Altezza [mm]
	46,3
	Diam./Diam. [mm]
	256,7
Thickness/Spessore - Min [mm]	
25/23	
No. of Bores/N° fori	
5	
TOYOTA	Ventilato/Vented


DI-274	
	Pitch Circle Ø/Foro int.-Ø [mm]
	62
	Height/Altezza [mm]
	47
	Diam./Diam. [mm]
	301,9
Thickness/Spessore - Min [mm]	
18/16	
No. of Bores/N° fori	
5	
TOYOTA	Ventilato/Vented


DI-269	
	Pitch Circle Ø/Foro int.-Ø [mm]
	55
	Height/Altezza [mm]
	35,5
	Diam./Diam. [mm]
	246,9
Thickness/Spessore - Min [mm]	
20/18	
No. of Bores/N° fori	
4	
TOYOTA - PEUGEOT - CITROEN	Ventilato/Vented


DI-275	
	Pitch Circle Ø/Foro int.-Ø [mm]
	62
	Height/Altezza [mm]
	49,7
	Diam./Diam. [mm]
	274,9
Thickness/Spessore - Min [mm]	
28/26	
No. of Bores/N° fori	
5	
LEXUS - TOYOTA	Ventilato/Vented


DI-270	
	Pitch Circle Ø/Foro int.-Ø [mm]
	84
	Height/Altezza [mm]
	47,4
	Diam./Diam. [mm]
	257,3
Thickness/Spessore - Min [mm]	
25/24	
No. of Bores/N° fori	
5	
TOYOTA - VW	Ventilato/Vented


DI-276	
	Pitch Circle Ø/Foro int.-Ø [mm]
	55
	Height/Altezza [mm]
	49,7
	Diam./Diam. [mm]
	254,7
Thickness/Spessore - Min [mm]	
25/23	
No. of Bores/N° fori	
4	
TOYOTA	Ventilato/Vented

DI-277	
	Pitch Circle Ø/Foro int.-Ø [mm]
	55
	Height/Altezza [mm]
	49,6
	Diam./Diam. [mm]
	254,8
Thickness/Spessore - Min [mm]	
25/23	
No. of Bores/N° fori	
5	
TOYOTA - LEXUS	Ventilato/Vented


DI-282	
	Pitch Circle Ø/Foro int.-Ø [mm]
	54
	Height/Altezza [mm]
	46,4
	Diam./Diam. [mm]
	254,8
Thickness/Spessore - Min [mm]	
25/23	
No. of Bores/N° fori	
5	
TOYOTA	Ventilato/Vented


DI-278	
	Pitch Circle Ø/Foro int.-Ø [mm]
	55
	Height/Altezza [mm]
	43,7
	Diam./Diam. [mm]
	235
Thickness/Spessore - Min [mm]	
18/17	
No. of Bores/N° fori	
4	
TOYOTA	Ventilato/Vented


DI-283	
	Pitch Circle Ø/Foro int.-Ø [mm]
	60
	Height/Altezza [mm]
	51,4
	Diam./Diam. [mm]
	274,5
Thickness/Spessore - Min [mm]	
28/26	
No. of Bores/N° fori	
5	
LEXUS	Ventilato/Vented


DI-279	
	Pitch Circle Ø/Foro int.-Ø [mm]
	55
	Height/Altezza [mm]
	49,4
	Diam./Diam. [mm]
	260,2
Thickness/Spessore - Min [mm]	
25/23	
No. of Bores/N° fori	
5	
TOYOTA	Ventilato/Vented


DI-284	
	Pitch Circle Ø/Foro int.-Ø [mm]
	55
	Height/Altezza [mm]
	48
	Diam./Diam. [mm]
	258
Thickness/Spessore - Min [mm]	
22/20	
No. of Bores/N° fori	
4	
TOYOTA	Ventilato/Vented

DI-280	
	Pitch Circle Ø/Foro int.-Ø [mm]
	62
	Height/Altezza [mm]
	53
	Diam./Diam. [mm]
	254,2
Thickness/Spessore - Min [mm]	
25,2/24	
No. of Bores/N° fori	
5	
TOYOTA	Ventilato/Vented


DI-286	
	Pitch Circle Ø/Foro int.-Ø [mm]
	62
	Height/Altezza [mm]
	51,3
	Diam./Diam. [mm]
	296
Thickness/Spessore - Min [mm]	
31,9/30	
No. of Bores/N° fori	
5	
LEXUS	Ventilato/Vented


DI-281	
	Pitch Circle Ø/Foro int.-Ø [mm]
	55
	Height/Altezza [mm]
	49,6
	Diam./Diam. [mm]
	254,5
Thickness/Spessore - Min [mm]	
28/26	
No. of Bores/N° fori	
5	
TOYOTA	Ventilato/Vented


DI-287	
	Pitch Circle Ø/Foro int.-Ø [mm]
	100
	Height/Altezza [mm]
	66
	Diam./Diam. [mm]
	290
Thickness/Spessore - Min [mm]	
25/23	
No. of Bores/N° fori	
6	
TOYOTA	Ventilato/Vented


DI-288	
	Pitch Circle Ø/Foro int.-Ø [mm]
	54
	Height/Altezza [mm]
	47
	Diam./Diam. [mm]
	255
Thickness/Spessore - Min [mm]	
22/20	
No. of Bores/N° fori	
4	
TOYOTA	Ventilato/Vented


DI-294	
	Pitch Circle Ø/Foro int.-Ø [mm]
	54
	Height/Altezza [mm]
	48,6
	Diam./Diam. [mm]
	274,6
Thickness/Spessore - Min [mm]	
25/24	
No. of Bores/N° fori	
5	
TOYOTA	Ventilato/Vented


DI-289	
	Pitch Circle Ø/Foro int.-Ø [mm]
	55
	Height/Altezza [mm]
	58
	Diam./Diam. [mm]
	314,8
Thickness/Spessore - Min [mm]	
32/30	
No. of Bores/N° fori	
5	
TOYOTA	Ventilato/Vented


DI-295	
	Pitch Circle Ø/Foro int.-Ø [mm]
	60
	Height/Altezza [mm]
	54
	Diam./Diam. [mm]
	301,5
Thickness/Spessore - Min [mm]	
22/21	
No. of Bores/N° fori	
5	
TOYOTA	Ventilato/Vented


DI-291	
	Pitch Circle Ø/Foro int.-Ø [mm]
	62
	Height/Altezza [mm]
	49,4
	Diam./Diam. [mm]
	255
Thickness/Spessore - Min [mm]	
28/26	
No. of Bores/N° fori	
5	
TOYOTA	Ventilato/Vented


DI-296	
	Pitch Circle Ø/Foro int.-Ø [mm]
	62
	Height/Altezza [mm]
	53
	Diam./Diam. [mm]
	278,8
Thickness/Spessore - Min [mm]	
22/20	
No. of Bores/N° fori	
5	
TOYOTA	Ventilato/Vented


DI-292	
	Pitch Circle Ø/Foro int.-Ø [mm]
	60
	Height/Altezza [mm]
	48,5
	Diam./Diam. [mm]
	274,1
Thickness/Spessore - Min [mm]	
25/24	
No. of Bores/N° fori	
5	
LEXUS	Ventilato/Vented


DI-297	
	Pitch Circle Ø/Foro int.-Ø [mm]
	62
	Height/Altezza [mm]
	53
	Diam./Diam. [mm]
	270,6
Thickness/Spessore - Min [mm]	
25/23	
No. of Bores/N° fori	
5	
TOYOTA	Ventilato/Vented


DI-293	
	Pitch Circle Ø/Foro int.-Ø [mm]
	100
	Height/Altezza [mm]
	51
	Diam./Diam. [mm]
	287
Thickness/Spessore - Min [mm]	
22/21	
No. of Bores/N° fori	
6	
TOYOTA	Ventilato/Vented

DI-298	
	Pitch Circle Ø/Foro int.-Ø [mm]
	54
	Height/Altezza [mm]
	46,5
	Diam./Diam. [mm]
	238
Thickness/Spessore - Min [mm]	
22/20	
No. of Bores/N° fori	
4	
TOYOTA	Ventilato/Vented


DI-299	
	Pitch Circle Ø/Foro int.-Ø [mm]
	62
	Height/Altezza [mm]
	47,8
	Diam./Diam. [mm]
	257,8
Thickness/Spessore - Min [mm]	
25/24	
No. of Bores/N° fori	
5	
TOYOTA	Ventilato/Vented


DI-305	
	Pitch Circle Ø/Foro int.-Ø [mm]
	72
	Height/Altezza [mm]
	48,8
	Diam./Diam. [mm]
	282,3
Thickness/Spessore - Min [mm]	
25/23	
No. of Bores/N° fori	
5	
MAZDA	Ventilato/Vented


DI-301	
	Pitch Circle Ø/Foro int.-Ø [mm]
	75
	Height/Altezza [mm]
	34,8
	Diam./Diam. [mm]
	229
Thickness/Spessore - Min [mm]	
14/12,5	
No. of Bores/N° fori	
4	
MAZDA	Non Ventilato/Not Vented


DI-306	
	Pitch Circle Ø/Foro int.-Ø [mm]
	72
	Height/Altezza [mm]
	34,6
	Diam./Diam. [mm]
	229,7
Thickness/Spessore - Min [mm]	
12/10,5	
No. of Bores/N° fori	
4	
MAZDA	Non Ventilato/Not Vented


DI-302	
	Pitch Circle Ø/Foro int.-Ø [mm]
	40,5
	Height/Altezza [mm]
	100,8
	Diam./Diam. [mm]
	227
Thickness/Spessore - Min [mm]	
17,8/17	
No. of Bores/N° fori	
4	
MAZDA	Ventilato/Vented


DI-307	
	Pitch Circle Ø/Foro int.-Ø [mm]
	63,5
	Height/Altezza [mm]
	43,7
	Diam./Diam. [mm]
	257,7
Thickness/Spessore - Min [mm]	
22/20	
No. of Bores/N° fori	
4	
MAZDA	Ventilato/Vented

DI-303	
	Pitch Circle Ø/Foro int.-Ø [mm]
	75
	Height/Altezza [mm]
	35
	Diam./Diam. [mm]
	248,8
Thickness/Spessore - Min [mm]	
13,8/12,5	
No. of Bores/N° fori	
4	
MAZDA	Non Ventilato/Not Vented


DI-309	
	Pitch Circle Ø/Foro int.-Ø [mm]
	72
	Height/Altezza [mm]
	49
	Diam./Diam. [mm]
	299,4
Thickness/Spessore - Min [mm]	
25/23	
No. of Holes/N° fori	
5	
MAZDA	Ventilato/Vented


DI-304	
	Pitch Circle Ø/Foro int.-Ø [mm]
	46
	Height/Altezza [mm]
	67
	Diam./Diam. [mm]
	221,8
Thickness/Spessore - Min [mm]	
10/8,5	
No. of Bores/N° fori	
4	
MAZDA	Non Ventilato/Not Vented


DI-311	
	Pitch Circle Ø/Foro int.-Ø [mm]
	72
	Height/Altezza [mm]
	49
	Diam./Diam. [mm]
	277,8
Thickness/Spessore - Min [mm]	
25/23	
No. of Bores/N° fori	
5	
MAZDA	Ventilato/Vented


DI-312	
	Pitch Circle Ø/Foro int.-Ø [mm]
	40,3
	Height/Altezza [mm]
	95,7
	Diam./Diam. [mm]
	229
Thickness/Spessore - Min [mm]	
13/12	
No. of Bores/N° fori	
4	
MAZDA	Non Ventilato/Not Vented


DI-317	
	Pitch Circle Ø/Foro int.-Ø [mm]
	72
	Height/Altezza [mm]
	47,4
	Diam./Diam. [mm]
	302,7
Thickness/Spessore - Min [mm]	
26/24	
No. of Bores/N° fori	
5	
MAZDA	Ventilato/Vented


DI-313	
	Pitch Circle Ø/Foro int.-Ø [mm]
	72
	Height/Altezza [mm]
	51,2
	Diam./Diam. [mm]
	295,6
Thickness/Spessore - Min [mm]	
28/26	
No. of Bores/N° fori	
5	
MAZDA	Ventilato/Vented


DI-318	
	Pitch Circle Ø/Foro int.-Ø [mm]
	86
	Height/Altezza [mm]
	24,2
	Diam./Diam. [mm]
	255,6
Thickness/Spessore - Min [mm]	
24/22	
No. of Bores/N° fori	
6	
MAZDA	Ventilato/Vented


DI-314	
	Pitch Circle Ø/Foro int.-Ø [mm]
	75
	Height/Altezza [mm]
	31,6
	Diam./Diam. [mm]
	226,8
Thickness/Spessore - Min [mm]	
11/10	
No. of Bores/N° fori	
4	
MAZDA	Non Ventilato/Not Vented


DI-319	
	Pitch Circle Ø/Foro int.-Ø [mm]
	72
	Height/Altezza [mm]
	45
	Diam./Diam. [mm]
	289,5
Thickness/Spessore - Min [mm]	
22/20,5	
No. of Holes/N° fori	
5	
MAZDA	Ventilato/Vented


DI-315	
	Pitch Circle Ø/Foro int.-Ø [mm]
	55
	Height/Altezza [mm]
	46,3
	Diam./Diam. [mm]
	269,5
Thickness/Spessore - Min [mm]	
22/20	
No. of Bores/N° fori	
4	
MAZDA	Ventilato/Vented


DI-320	
	Pitch Circle Ø/Foro int.-Ø [mm]
	55
	Height/Altezza [mm]
	47,2
	Diam./Diam. [mm]
	256,2
Thickness/Spessore - Min [mm]	
24/22	
No. of Bores/N° fori	
4	
MAZDA	Ventilato/Vented


DI-316	
	Pitch Circle Ø/Foro int.-Ø [mm]
	46
	Height/Altezza [mm]
	95,8
	Diam./Diam. [mm]
	231
Thickness/Spessore - Min [mm]	
13/12	
No. of Bores/N° fori	
4	
MAZDA	Non Ventilato/Not Vented


DI-323	
	Pitch Circle Ø/Foro int.-Ø [mm]
	98
	Height/Altezza [mm]
	71
	Diam./Diam. [mm]
	289
Thickness/Spessore - Min [mm]	
28/26	
No. of Bores/N° fori	
6	
MAZDA - FORD	Ventilato/Vented


DI-324	
	Pitch Circle Ø/Foro int.-Ø [mm]
	48
	Height/Altezza [mm]
	69,5
	Diam./Diam. [mm]
245,3	
Thickness/Spessore - Min [mm]	
20/18	
No. of Bores/N° fori	
4	
MAZDA	Ventilato/Vented

DI-330	
	Pitch Circle Ø/Foro int.-Ø [mm]
	75
	Height/Altezza [mm]
	35
	Diam./Diam. [mm]
228,8	
Thickness/Spessore - Min [mm]	
20/18,5	
No. of Bores/N° fori	
4	
MAZDA	Ventilato/Vented


DI-325	
	Pitch Circle Ø/Foro int.-Ø [mm]
	55
	Height/Altezza [mm]
	45
	Diam./Diam. [mm]
258	
Thickness/Spessore - Min [mm]	
23/21	
No. of Bores/N° fori	
4	
MAZDA	Ventilato/Vented


DI-332	
	Pitch Circle Ø/Foro int.-Ø [mm]
	53
	Height/Altezza [mm]
	72,8
	Diam./Diam. [mm]
254,7	
Thickness/Spessore - Min [mm]	
22,2/20	
No. of Bores/N° fori	
5	
MAZDA	Ventilato/Vented

DI-326	
	Pitch Circle Ø/Foro int.-Ø [mm]
	86
	Height/Altezza [mm]
	20,5
	Diam./Diam. [mm]
255,6	
Thickness/Spessore - Min [mm]	
20/18	
No. of Bores/N° fori	
6	
MAZDA - KIA	Ventilato/Vented


DI-333	
	Pitch Circle Ø/Foro int.-Ø [mm]
	77
	Height/Altezza [mm]
	65,3
	Diam./Diam. [mm]
276	
Thickness/Spessore - Min [mm]	
22/20	
No. of Bores/N° fori	
5	
MAZDA	Ventilato/Vented

DI-327	
	Pitch Circle Ø/Foro int.-Ø [mm]
	45,8
	Height/Altezza [mm]
	96,5
	Diam./Diam. [mm]
249,8	
Thickness/Spessore - Min [mm]	
18/16	
No. of Bores/N° fori	
4	
	Ventilato/Vented


DI-334	
	Pitch Circle Ø/Foro int.-Ø [mm]
	75
	Height/Altezza [mm]
	34,7
	Diam./Diam. [mm]
249,2	
Thickness/Spessore - Min [mm]	
20/18,5	
No. of Bores/N° fori	
4	
MAZDA	Ventilato/Vented


DI-329	
	Pitch Circle Ø/Foro int.-Ø [mm]
	48
	Height/Altezza [mm]
	90,5
	Diam./Diam. [mm]
249,7	
Thickness/Spessore - Min [mm]	
22/20	
No. of Bores/N° fori	
4	
MAZDA	Ventilato/Vented

DI-335	
	Pitch Circle Ø/Foro int.-Ø [mm]
	75
	Height/Altezza [mm]
	31,2
	Diam./Diam. [mm]
237,5	
Thickness/Spessore - Min [mm]	
18/16	
No. of Bores/N° fori	
4	
MAZDA	Ventilato/Vented


DI-336	
	Pitch Circle Ø/Foro int.-Ø [mm]
	70
	Height/Altezza [mm]
	31
	Diam./Diam. [mm]
	259,7
Thickness/Spessore - Min [mm]	
18/16	
No. of Bores/N° fori	
4	
MAZDA	Ventilato/Vented


DI-342	
	Pitch Circle Ø/Foro int.-Ø [mm]
	55
	Height/Altezza [mm]
	45,4
	Diam./Diam. [mm]
	234
Thickness/Spessore - Min [mm]	
18/16	
No. of Bores/N° fori	
4	
MAZDA	Ventilato/Vented


DI-337	
	Pitch Circle Ø/Foro int.-Ø [mm]
	51,7
	Height/Altezza [mm]
	71,6
	Diam./Diam. [mm]
	264,6
Thickness/Spessore - Min [mm]	
10,1/8,5	
No. of Bores/N° fori	
4	
	Non Ventilato/Not Vented


DI-344	
	Pitch Circle Ø/Foro int.-Ø [mm]
	55
	Height/Altezza [mm]
	45,5
	Diam./Diam. [mm]
	234,7
Thickness/Spessore - Min [mm]	
22/20	
No. of Bores/N° fori	
4	
MAZDA	Ventilato/Vented


DI-338	
	Pitch Circle Ø/Foro int.-Ø [mm]
	75
	Height/Altezza [mm]
	37,2
	Diam./Diam. [mm]
	218,2
Thickness/Spessore - Min [mm]	
13/11,5	
No. of Bores/N° fori	
4	
MAZDA - KIA	Non Ventilato/Not Vented


DI-345	
	Pitch Circle Ø/Foro int.-Ø [mm]
	85
	Height/Altezza [mm]
	33
	Diam./Diam. [mm]
	274,5
Thickness/Spessore - Min [mm]	
20/19	
No. of Bores/N° fori	
4	
MAZDA	Ventilato/Vented


DI-340	
	Pitch Circle Ø/Foro int.-Ø [mm]
	64
	Height/Altezza [mm]
	47
	Diam./Diam. [mm]
	263,2
Thickness/Spessore - Min [mm]	
24/22	
No. of Bores/N° fori	
5	
MAZDA	Ventilato/Vented


DI-346	
	Pitch Circle Ø/Foro int.-Ø [mm]
	86
	Height/Altezza [mm]
	20,3
	Diam./Diam. [mm]
	267,8
Thickness/Spessore - Min [mm]	
20/18	
No. of Bores/N° fori	
6	
MAZDA	Ventilato/Vented


DI-341	
	Pitch Circle Ø/Foro int.-Ø [mm]
	75
	Height/Altezza [mm]
	37,7
	Diam./Diam. [mm]
	241,4
Thickness/Spessore - Min [mm]	
20/18	
No. of Bores/N° fori	
4	
MAZDA	Ventilato/Vented


DI-347	
	Pitch Circle Ø/Foro int.-Ø [mm]
	72
	Height/Altezza [mm]
	50
	Diam./Diam. [mm]
	296
Thickness/Spessore - Min [mm]	
28/26	
No. of Bores/N° fori	
5	
MAZDA	Ventilato/Vented


DI-348	
	Pitch Circle Ø/Foro int.-Ø [mm]
	72
	Height/Altezza [mm]
	48,8
	Diam./Diam. [mm]
	257
Thickness/Spessore - Min [mm]	
24/22	
No. of Bores/N° fori	
5	
MAZDA	Ventilato/Vented


DI-353	
	Pitch Circle Ø/Foro int.-Ø [mm]
	72
	Height/Altezza [mm]
	49
	Diam./Diam. [mm]
	299
Thickness/Spessore - Min [mm]	
25/23	
No. of Bores/N° fori	
5	
MAZDA	Ventilato/Vented


DI-349	
	Pitch Circle Ø/Foro int.-Ø [mm]
	55
	Height/Altezza [mm]
	45,4
	Diam./Diam. [mm]
	256,8
Thickness/Spessore - Min [mm]	
22/20	
No. of Bores/N° fori	
4	
MAZDA	Ventilato/Vented


DI-354	
	Pitch Circle Ø/Foro int.-Ø [mm]
	72
	Height/Altezza [mm]
	51,5
	Diam./Diam. [mm]
	274
Thickness/Spessore - Min [mm]	
28/26	
No. of Bores/N° fori	
5	
MAZDA	Ventilato/Vented


DI-350	
	Pitch Circle Ø/Foro int.-Ø [mm]
	72
	Height/Altezza [mm]
	67,5
	Diam./Diam. [mm]
	293,8
Thickness/Spessore - Min [mm]	
22/20	
No. of Bores/N° fori	
5	
MAZDA	Ventilato/Vented

DI-355	
	Inner Diam./Diam. int. [mm]
	93
	Height/Altezza [mm]
	24
	Diam./Diam. [mm]
	274
Thickness/Spessore - Min [mm]	
24/22	
No. of Bores/N° fori	
6	
MAZDA	Ventilato/Vented

DI-351	
	Pitch Circle Ø/Foro int.-Ø [mm]
	72
	Height/Altezza [mm]
	48
	Diam./Diam. [mm]
	320
Thickness/Spessore - Min [mm]	
25/23	
No. of Bores/N° fori	
5	
MAZDA	Ventilato/Vented


DI-356	
	Pitch Circle Ø/Foro int.-Ø [mm]
	55
	Height/Altezza [mm]
	45
	Diam./Diam. [mm]
	235
Thickness/Spessore - Min [mm]	
12/10	
No. of Bores/N° fori	
4	
MAZDA	Non Ventilato/Not Vented


DI-352	
	Pitch Circle Ø/Foro int.-Ø [mm]
	72
	Height/Altezza [mm]
	51
	Diam./Diam. [mm]
	320
Thickness/Spessore - Min [mm]	
28/26	
No. of Bores/N° fori	
5	
MAZDA	Ventilato/Vented


DI-357	
	Pitch Circle Ø/Foro int.-Ø [mm]
	93
	Height/Altezza [mm]
	28
	Diam./Diam. [mm]
	274
Thickness/Spessore - Min [mm]	
28/26	
No. of Bores/N° fori	
5	
MAZDA	

DI-358	
Image Not Available	Pitch Circle Ø/Foro int.-Ø [mm]
	55
	Height/Altezza [mm]
	45
	Diam./Diam. [mm]
	255
	Thickness/Spessore - Min [mm]
	20/18
	No. of Bores/N° fori
	4
MAZDA	Ventilato/Vented


DI-398	
	Pitch Circle Ø/Foro int.-Ø [mm]
	57
	Height/Altezza [mm]
	42,8
	Diam./Diam. [mm]
	240,8
	Thickness/Spessore - Min [mm]
	20/18
	No. of Bores/N° fori
	4
KIA	Ventilato/Vented

DI-384	
	Pitch Circle Ø/Foro int.-Ø [mm]
	72
	Height/Altezza [mm]
	58,3
	Diam./Diam. [mm]
	275,7
	Thickness/Spessore - Min [mm]
	28/26
	No. of Bores/N° fori
	5
MAZDA	Ventilato/Vented

DI-399	
	Pitch Circle Ø/Foro int.-Ø [mm]
	93
	Height/Altezza [mm]
	23
	Diam./Diam. [mm]
	256
	Thickness/Spessore - Min [mm]
	20/18
	No. of Bores/N° fori
	6
MAZDA	Ventilato/Vented


DI-395	
	Pitch Circle Ø/Foro int.-Ø [mm]
	72
	Height/Altezza [mm]
	47,7
	Diam./Diam. [mm]
	277,8
	Thickness/Spessore - Min [mm]
	24/22
	No. of Bores/N° fori
	5
MAZDA	Ventilato/Vented

DI-400	
	Pitch Circle Ø/Foro int.-Ø [mm]
	92
	Height/Altezza [mm]
	44
	Diam./Diam. [mm]
	226,5
	Thickness/Spessore - Min [mm]
	9,6/9
	No. of Holes/N° fori
	4
HONDA	Non Ventilato/Not Vented

DI-396	
	Pitch Circle Ø/Foro int.-Ø [mm]
	72
	Height/Altezza [mm]
	48,5
	Diam./Diam. [mm]
	257,6
	Thickness/Spessore - Min [mm]
	24/22
	No. of Bores/N° fori
	4
KIA	Ventilato/Vented


DI-401	
	Pitch Circle Ø/Foro int.-Ø [mm]
	92
	Height/Altezza [mm]
	35
	Diam./Diam. [mm]
	281,2
	Thickness/Spessore - Min [mm]
	25/23
	No. of Bores/N° fori
	4
HONDA	Ventilato/Vented


DI-397	
	Pitch Circle Ø/Foro int.-Ø [mm]
	96,5
	Height/Altezza [mm]
	51,6
	Diam./Diam. [mm]
	284,3
	Thickness/Spessore - Min [mm]
	24/22
	No. of Bores/N° fori
	5
TRIUMPH - HONDA	Ventilato/Vented


DI-402	
	Pitch Circle Ø/Foro int.-Ø [mm]
	61
	Height/Altezza [mm]
	49,8
	Diam./Diam. [mm]
	214,6
	Thickness/Spessore - Min [mm]
	11/9
	No. of Bores/N° fori
	4
TRIUMPH - HONDA	Non Ventilato/Not Vented


DI-403	
	Pitch Circle Ø/Foro int.-Ø [mm]
	64
	Height/Altezza [mm]
	47,5
	Diam./Diam. [mm]
299,6	
Thickness/Spessore - Min [mm]	
25/23	
No. of Bores/N° fori	
5	
HONDA	Ventilato/Vented


DI-409	
	Pitch Circle Ø/Foro int.-Ø [mm]
	61
	Height/Altezza [mm]
	49,9
	Diam./Diam. [mm]
230,9	
Thickness/Spessore - Min [mm]	
17/15	
No. of Bores/N° fori	
4	
HONDA	Ventilato/Vented

DI-404	
	Pitch Circle Ø/Foro int.-Ø [mm]
	64,5
	Height/Altezza [mm]
	47
	Diam./Diam. [mm]
280,5	
Thickness/Spessore - Min [mm]	
25/23	
No. of Bores/N° fori	
4	
HONDA	Ventilato/Vented

DI-410	
	Pitch Circle Ø/Foro int.-Ø [mm]
	61
	Height/Altezza [mm]
	49,2
	Diam./Diam. [mm]
230,7	
Thickness/Spessore - Min [mm]	
12/10,5	
No. of Bores/N° fori	
4	
HONDA	Non Ventilato/Not Vented


DI-405	
	Pitch Circle Ø/Foro int.-Ø [mm]
	64
	Height/Altezza [mm]
	47,5
	Diam./Diam. [mm]
293	
Thickness/Spessore - Min [mm]	
28/26,5	
No. of Bores/N° fori	
5	
HONDA	Ventilato/Vented


DI-411	
	Pitch Circle Ø/Foro int.-Ø [mm]
	61
	Height/Altezza [mm]
	44,2
	Diam./Diam. [mm]
230,5	
Thickness/Spessore - Min [mm]	
12/10	
No. of Bores/N° fori	
4	
ROVER - HONDA	Non Ventilato/Not Vented


DI-406	
	Pitch Circle Ø/Foro int.-Ø [mm]
	61
	Height/Altezza [mm]
	49,8
	Diam./Diam. [mm]
230,5	
Thickness/Spessore - Min [mm]	
12/10	
No. of Bores/N° fori	
4	
HONDA	Non Ventilato/Not Vented

DI-412	
	Pitch Circle Ø/Foro int.-Ø [mm]
	64
	Height/Altezza [mm]
	48
	Diam./Diam. [mm]
296	
Thickness/Spessore - Min [mm]	
25/23	
No. of Bores/N° fori	
5	
HONDA	Ventilato/Vented

DI-407	
	Pitch Circle Ø/Foro int.-Ø [mm]
	64,3
	Height/Altezza [mm]
	47,7
	Diam./Diam. [mm]
281,5	
Thickness/Spessore - Min [mm]	
23/21	
No. of Bores/N° fori	
5	
HONDA	Ventilato/Vented

DI-413	
	Pitch Circle Ø/Foro int.-Ø [mm]
	61
	Height/Altezza [mm]
	44,4
	Diam./Diam. [mm]
230,7	
Thickness/Spessore - Min [mm]	
17/15	
No. of Bores/N° fori	
4	
HONDA	Ventilato/Vented


DI-414	
	Pitch Circle Ø/Foro int.-Ø [mm]
	61
	Height/Altezza [mm]
	49,5
	Diam./Diam. [mm]
	231
Thickness/Spessore - Min [mm]	
19/17	
No. of Bores/N° fori	
4	
HONDA	Ventilato/Vented


DI-419	
	Pitch Circle Ø/Foro int.-Ø [mm]
	61
	Height/Altezza [mm]
	44,4
	Diam./Diam. [mm]
	241,4
Thickness/Spessore - Min [mm]	
19/17	
No. of Bores/N° fori	
4	
HONDA	Ventilato/Vented

DI-415	
	Pitch Circle Ø/Foro int.-Ø [mm]
	61
	Height/Altezza [mm]
	40
	Diam./Diam. [mm]
	212,6
Thickness/Spessore - Min [mm]	
10,3/8	
No. of Bores/N° fori	
4	
HONDA	Non Ventilato/Not Vented


DI-420	
	Pitch Circle Ø/Foro int.-Ø [mm]
	64
	Height/Altezza [mm]
	47
	Thickness/Spessore - Min [mm]
	25/23
No. of Bores/N° fori	
5	
HONDA	Ventilato/Vented
	Diam./Diam. [mm]
	280

DI-416	
	Pitch Circle Ø/Foro int.-Ø [mm]
	61
	Height/Altezza [mm]
	50
	Diam./Diam. [mm]
	241,5
Thickness/Spessore - Min [mm]	
19/17	
No. of Bores/N° fori	
4	
HONDA	Ventilato/Vented

DI-421	
	Pitch Circle Ø/Foro int.-Ø [mm]
	64
	Height/Altezza [mm]
	51,5
	Diam./Diam. [mm]
	281
Thickness/Spessore - Min [mm]	
21/18	
No. of Bores/N° fori	
4	
ROVER - HONDA	Ventilato/Vented

DI-417	
	Pitch Circle Ø/Foro int.-Ø [mm]
	64
	Height/Altezza [mm]
	49
	Diam./Diam. [mm]
	320
Thickness/Spessore - Min [mm]	
32/30	
No. of Bores/N° fori	
5	
HONDA	Ventilato/Vented

DI-422	
	Pitch Circle Ø/Foro int.-Ø [mm]
	64
	Height/Altezza [mm]
	51,6
	Diam./Diam. [mm]
	284,7
Thickness/Spessore - Min [mm]	
21/19	
No. of Bores/N° fori	
4	
HONDA	Ventilato/Vented


DI-418	
	Pitch Circle Ø/Foro int.-Ø [mm]
	64
	Height/Altezza [mm]
	51,4
	Diam./Diam. [mm]
	261
Thickness/Spessore - Min [mm]	
21,2/19	
No. of Bores/N° fori	
4	
ROVER - HONDA	Ventilato/Vented

DI-423	
	Pitch Circle Ø/Foro int.-Ø [mm]
	92
	Height/Altezza [mm]
	34,2
	Diam./Diam. [mm]
	259,7
Thickness/Spessore - Min [mm]	
23/21	
No. of Bores/N° fori	
4	
HONDA	Ventilato/Vented


DI-424	
	Pitch Circle Ø/Foro int.-Ø [mm]
	92
	Height/Altezza [mm]
	34,4
	Diam./Diam. [mm]
	281,6
Thickness/Spessore - Min [mm]	
23/21	
No. of Bores/N° fori	
4	
HONDA	Ventilato/Vented

DI-429	
	Pitch Circle Ø/Foro int.-Ø [mm]
	70
	Height/Altezza [mm]
	47,5
	Diam./Diam. [mm]
	282
Thickness/Spessore - Min [mm]	
28/26	
No. of Bores/N° fori	
5	
HONDA	Ventilato/Vented


DI-425	
	Pitch Circle Ø/Foro int.-Ø [mm]
	64
	Height/Altezza [mm]
	40
	Diam./Diam. [mm]
	258
Thickness/Spessore - Min [mm]	
21/19	
No. of Bores/N° fori	
4	
HONDA	Ventilato/Vented


DI-430	
	Pitch Circle Ø/Foro int.-Ø [mm]
	64
	Height/Altezza [mm]
	47,5
	Diam./Diam. [mm]
	259,7
Thickness/Spessore - Min [mm]	
23/21	
No. of Bores/N° fori	
4	
HONDA	Ventilato/Vented


DI-426	
	Pitch Circle Ø/Foro int.-Ø [mm]
	64
	Height/Altezza [mm]
	45
	Diam./Diam. [mm]
	261,7
Thickness/Spessore - Min [mm]	
21/19	
No. of Bores/N° fori	
4	
HONDA - ROVER	Ventilato/Vented

DI-431	
	Pitch Circle Ø/Foro int.-Ø [mm]
	64
	Height/Altezza [mm]
	47
	Diam./Diam. [mm]
	300
Thickness/Spessore - Min [mm]	
25/23	
No. of Bores/N° fori	
5	
HONDA	Ventilato/Vented

DI-427	
	Pitch Circle Ø/Foro int.-Ø [mm]
	64
	Height/Altezza [mm]
	47,5
	Diam./Diam. [mm]
	281,4
Thickness/Spessore - Min [mm]	
23/21	
No. of Bores/N° fori	
4	
HONDA	Ventilato/Vented


DI-432	
	Pitch Circle Ø/Foro int.-Ø [mm]
	64
	Height/Altezza [mm]
	47,4
	Diam./Diam. [mm]
	281,3
Thickness/Spessore - Min [mm]	
25/23	
No. of Bores/N° fori	
5	
HONDA	Ventilato/Vented

DI-428	
	Pitch Circle Ø/Foro int.-Ø [mm]
	64
	Height/Altezza [mm]
	47,5
	Diam./Diam. [mm]
	282
Thickness/Spessore - Min [mm]	
23/21	
No. of Bores/N° fori	
5	
HONDA	Ventilato/Vented


DI-433	
	Pitch Circle Ø/Foro int.-Ø [mm]
	65
	Height/Altezza [mm]
	47
	Diam./Diam. [mm]
	298
Thickness/Spessore - Min [mm]	
25/23	
No. of Bores/N° fori	
5	
HONDA	Ventilato/Vented

DI-434	
	Pitch Circle Ø/Foro int.-Ø [mm]
	64,2
	Height/Altezza [mm]
	47,3
	Diam./Diam. [mm]
259,5	
Thickness/Spessore - Min [mm]	
23/21	
No. of Bores/N° fori	
5	
HONDA	Ventilato/Vented


DI-494	
	Pitch Circle Ø/Foro int.-Ø [mm]
	64
	Height/Altezza [mm]
	47,5
	Diam./Diam. [mm]
282	
Thickness/Spessore - Min [mm]	
23/21	
No. of Bores/N° fori	
5	
HONDA	Ventilato/Vented


DI-490	
	Pitch Circle Ø/Foro int.-Ø [mm]
	70
	Height/Altezza [mm]
	47,4
	Diam./Diam. [mm]
299,3	
Thickness/Spessore - Min [mm]	
28,2/26,5	
No. of Bores/N° fori	
5	
HONDA	Ventilato/Vented

DI-495	
	Pitch Circle Ø/Foro int.-Ø [mm]
	70,2
	Height/Altezza [mm]
	40,5
	Diam./Diam. [mm]
299,6	
Thickness/Spessore - Min [mm]	
25/23	
No. of Bores/N° fori	
5	
HONDA	Ventilato/Vented

DI-491	
	Pitch Circle Ø/Foro int.-Ø [mm]
	61
	Height/Altezza [mm]
	39,5
	Diam./Diam. [mm]
239,3	
Thickness/Spessore - Min [mm]	
21/19	
No. of Bores/N° fori	
4	
HONDA	Ventilato/Vented


DI-496	
	Pitch Circle Ø/Foro int.-Ø [mm]
	70
	Height/Altezza [mm]
	47
	Diam./Diam. [mm]
281,7	
Thickness/Spessore - Min [mm]	
23/21	
No. of Bores/N° fori	
5	
HONDA	Ventilato/Vented


DI-492	
	Pitch Circle Ø/Foro int.-Ø [mm]
	63,9
	Height/Altezza [mm]
	45
	Diam./Diam. [mm]
260	
Thickness/Spessore - Min [mm]	
23/21	
No. of Bores/N° fori	
4	
HONDA	Ventilato/Vented


DI-498	
	Pitch Circle Ø/Foro int.-Ø [mm]
	64
	Height/Altezza [mm]
	47,9
	Diam./Diam. [mm]
261,9	
Thickness/Spessore - Min [mm]	
22/20	
No. of Bores/N° fori	
4	
ROVER - HONDA	Ventilato/Vented


DI-493	
	Pitch Circle Ø/Foro int.-Ø [mm]
	61
	Height/Altezza [mm]
	39
	Diam./Diam. [mm]
239,6	
Thickness/Spessore - Min [mm]	
21/19,5	
No. of Bores/N° fori	
4	
HONDA	Ventilato/Vented

DI-499	
	Pitch Circle Ø/Foro int.-Ø [mm]
	61
	Height/Altezza [mm]
	45,4
	Diam./Diam. [mm]
240	
Thickness/Spessore - Min [mm]	
21/19	
No. of Bores/N° fori	
4	
HONDA	Ventilato/Vented


DI-500	
	Pitch Circle Ø/Foro int.-Ø [mm]
	67
	Height/Altezza [mm]
	30
	Diam./Diam. [mm]
	228,4
	Thickness/Spessore - Min [mm]
	13/11,4
	No. of Bores/N° fori
	4
mitsubishi	Non Ventilato/Not Vented


DI-507	
	Pitch Circle Ø/Foro int.-Ø [mm]
	69
	Height/Altezza [mm]
	39
	Diam./Diam. [mm]
	285
	Thickness/Spessore - Min [mm]
	22/20,4
	No. of Bores/N° fori
	5
mitsubishi	Ventilato/Vented


DI-501	
	Pitch Circle Ø/Foro int.-Ø [mm]
	87
	Height/Altezza [mm]
	45
	Diam./Diam. [mm]
	254,4
	Thickness/Spessore - Min [mm]
	20/18,4
	No. of Bores/N° fori
	6
mitsubishi	Ventilato/Vented


DI-508	
	Pitch Circle Ø/Foro int.-Ø [mm]
	86
	Height/Altezza [mm]
	39,9
	Diam./Diam. [mm]
	225
	Thickness/Spessore - Min [mm]
	13/11,4
	No. of Bores/N° fori
	4
mitsubishi - hyundai	Non Ventilato/Not Vented


DI-502	
	Pitch Circle Ø/Foro int.-Ø [mm]
	80
	Height/Altezza [mm]
	27,5
	Diam./Diam. [mm]
	255,5
	Thickness/Spessore - Min [mm]
	12,6/11
	No. of Holes/N° fori
	4
mitsubishi	Non Ventilato/Not Vented


DI-509	
	Pitch Circle Ø/Foro int.-Ø [mm]
	86
	Height/Altezza [mm]
	34,6
	Diam./Diam. [mm]
	241,8
	Thickness/Spessore - Min [mm]
	18/16,4
	No. of Bores/N° fori
	4
mitsubishi	Ventilato/Vented

DI-505	
	Pitch Circle Ø/Foro int.-Ø [mm]
	87
	Height/Altezza [mm]
	45,5
	Diam./Diam. [mm]
	313,8
	Thickness/Spessore - Min [mm]
	24/22,4
	No. of Bores/N° fori
	6
mitsubishi	Ventilato/Vented

DI-510	
	Pitch Circle Ø/Foro int.-Ø [mm]
	86
	Height/Altezza [mm]
	34
	Diam./Diam. [mm]
	242,4
	Thickness/Spessore - Min [mm]
	13/11,4
	No. of Bores/N° fori
	4
proton - mitsubishi	Non Ventilato/Not Vented

DI-506	
	Pitch Circle Ø/Foro int.-Ø [mm]
	67
	Height/Altezza [mm]
	27
	Diam./Diam. [mm]
	231,8
	Thickness/Spessore - Min [mm]
	13/11,4
	No. of Bores/N° fori
	4
mitsubishi	Non Ventilato/Not Vented


DI-512	
	Pitch Circle Ø/Foro int.-Ø [mm]
	84
	Height/Altezza [mm]
	33,8
	Diam./Diam. [mm]
	254,6
	Thickness/Spessore - Min [mm]
	20,2/18
	No. of Bores/N° fori
	5
mitsubishi	Ventilato/Vented


DI-513	
	Pitch Circle Ø/Foro int.-Ø [mm]
	80
	Height/Altezza [mm]
	35,8
	Diam./Diam. [mm]
255,7	
Thickness/Spessore - Min [mm]	
24/22	
No. of Bores/N° fori	
4	
MITSUBISHI	Ventilato/Vented


DI-518	
	Pitch Circle Ø/Foro int.-Ø [mm]
	84
	Height/Altezza [mm]
	33,5
	Diam./Diam. [mm]
257,2	
Thickness/Spessore - Min [mm]	
22/20,4	
No. of Bores/N° fori	
5	
MITSUBISHI	Ventilato/Vented


DI-514	
	Pitch Circle Ø/Foro int.-Ø [mm]
	87
	Height/Altezza [mm]
	45
	Diam./Diam. [mm]
275,8	
Thickness/Spessore - Min [mm]	
20/18,4	
No. of Bores/N° fori	
6	
MITSUBISHI	Ventilato/Vented

DI-520	
	Pitch Circle Ø/Foro int.-Ø [mm]
	87
	Height/Altezza [mm]
	45
	Diam./Diam. [mm]
276,3	
Thickness/Spessore - Min [mm]	
22/20	
No. of Bores/N° fori	
6	
HYUNDAI - MITSUBISHI	Ventilato/Vented


DI-515	
	Pitch Circle Ø/Foro int.-Ø [mm]
	76
	Height/Altezza [mm]
	66,4
	Diam./Diam. [mm]
275,2	
Thickness/Spessore - Min [mm]	
24/22	
No. of Bores/N° fori	
5	
MITSUBISHI	Ventilato/Vented


DI-521	
	Pitch Circle Ø/Foro int.-Ø [mm]
	87
	Height/Altezza [mm]
	45,5
	Diam./Diam. [mm]
258	
Thickness/Spessore - Min [mm]	
22/20,4	
No. of Bores/N° fori	
6	
MITSUBISHI	Ventilato/Vented


DI-516	
	Pitch Circle Ø/Foro int.-Ø [mm]
	94
	Height/Altezza [mm]
	46,6
	Diam./Diam. [mm]
289,9	
Thickness/Spessore - Min [mm]	
26/24	
No. of Bores/N° fori	
6	
MITSUBISHI	Ventilato/Vented

DI-522	
	Pitch Circle Ø/Foro int.-Ø [mm]
	69
	Height/Altezza [mm]
	45,5
	Diam./Diam. [mm]
255,6	
Thickness/Spessore - Min [mm]	
24/22,4	
No. of Bores/N° fori	
4	
MITSUBISHI	Ventilato/Vented


DI-517	
	Pitch Circle Ø/Foro int.-Ø [mm]
	69
	Height/Altezza [mm]
	45,5
	Diam./Diam. [mm]
266	
Thickness/Spessore - Min [mm]	
24/22,4	
No. of Bores/N° fori	
4	
MITSUBISHI	Ventilato/Vented


DI-523	
	Pitch Circle Ø/Foro int.-Ø [mm]
	86
	Height/Altezza [mm]
	33,8
	Diam./Diam. [mm]
266	
Thickness/Spessore - Min [mm]	
24,2/23	
No. of Bores/N° fori	
4	
MITSUBISHI	Ventilato/Vented

DI-524	
	Pitch Circle Ø/Foro int.-Ø [mm]
	86
	Height/Altezza [mm]
	34
	Diam./Diam. [mm]
235,7	
Thickness/Spessore - Min [mm]	
18/16,4	
No. of Bores/N° fori	
4	
MITSUBISHI	Ventilato/Vented


DI-530	
	Pitch Circle Ø/Foro int.-Ø [mm]
	69
	Height/Altezza [mm]
	45,5
	Diam./Diam. [mm]
255,8	
Thickness/Spessore - Min [mm]	
24/22,4	
No. of Bores/N° fori	
4	
MITSUBISHI - HYUNDAI	Ventilato/Vented


DI-525	
	Pitch Circle Ø/Foro int.-Ø [mm]
	86
	Height/Altezza [mm]
	34
	Diam./Diam. [mm]
255,8	
Thickness/Spessore - Min [mm]	
24/22	
No. of Bores/N° fori	
4	
MITSUBISHI	Ventilato/Vented


DI-532	
	Pitch Circle Ø/Foro int.-Ø [mm]
	64
	Height/Altezza [mm]
	45,4
	Diam./Diam. [mm]
235,6	
Thickness/Spessore - Min [mm]	
18/16,4	
No. of Bores/N° fori	
4	
PROTON - MITSUBISHI	Ventilato/Vented


DI-526	
	Pitch Circle Ø/Foro int.-Ø [mm]
	69
	Height/Altezza [mm]
	46
	Diam./Diam. [mm]
293,7	
Thickness/Spessore - Min [mm]	
24/22,4	
No. of Bores/N° fori	
5	
MITSUBISHI	Ventilato/Vented


DI-533	
	Pitch Circle Ø/Foro int.-Ø [mm]
	64
	Height/Altezza [mm]
	45,5
	Diam./Diam. [mm]
255,8	
Thickness/Spessore - Min [mm]	
24/22,4	
No. of Bores/N° fori	
4	
MITSUBISHI - PROTON	Ventilato/Vented


DI-527	
	Pitch Circle Ø/Foro int.-Ø [mm]
	69
	Height/Altezza [mm]
	46
	Diam./Diam. [mm]
275,6	
Thickness/Spessore - Min [mm]	
26/24	
No. of Bores/N° fori	
4	
MITSUBISHI	Ventilato/Vented


DI-534	
	Pitch Circle Ø/Foro int.-Ø [mm]
	93,5
	Height/Altezza [mm]
	46,5
	Diam./Diam. [mm]
294,2	
Thickness/Spessore - Min [mm]	
28/26	
No. of Holes/N° fori	
6	
MITSUBISHI	Ventilato/Vented


DI-529	
	Pitch Circle Ø/Foro int.-Ø [mm]
	69
	Height/Altezza [mm]
	45,8
	Diam./Diam. [mm]
275,3	
Thickness/Spessore - Min [mm]	
24/22,4	
No. of Bores/N° fori	
5	
MITSUBISHI	Ventilato/Vented


DI-535	
	Pitch Circle Ø/Foro int.-Ø [mm]
	69
	Height/Altezza [mm]
	46
	Diam./Diam. [mm]
276	
Thickness/Spessore - Min [mm]	
24/22	
No. of Bores/N° fori	
6	
MITSUBISHI	Ventilato/Vented


DI-536	
	Pitch Circle Ø/Foro int.-Ø [mm]
	94
	Height/Altezza [mm]
	57
	Diam./Diam. [mm]
	332
Thickness/Spessore - Min [mm]	
28/26	
No. of Bores/N° fori	
6	
VENTILATED	Ventilato/Vented
MITSUBISHI	


DI-541	
	Pitch Circle Ø/Foro int.-Ø [mm]
	87
	Height/Altezza [mm]
	39,3
	Diam./Diam. [mm]
	254
Thickness/Spessore - Min [mm]	
24/22	
No. of Bores/N° fori	
6	
VENTILATED	Ventilato/Vented
MITSUBISHI	


DI-537	
	Pitch Circle Ø/Foro int.-Ø [mm]
	69
	Height/Altezza [mm]
	46
	Diam./Diam. [mm]
	276
Thickness/Spessore - Min [mm]	
26/24	
No. of Bores/N° fori	
5	
VENTILATED	Ventilato/Vented
MITSUBISHI	


DI-542	
	Pitch Circle Ø/Foro int.-Ø [mm]
	69
	Height/Altezza [mm]
	46
	Diam./Diam. [mm]
	289,7
Thickness/Spessore - Min [mm]	
26/24	
No. of Bores/N° fori	
5	
VENTILATED	Ventilato/Vented
MITSUBISHI	


DI-538	
	Pitch Circle Ø/Foro int.-Ø [mm]
	64
	Height/Altezza [mm]
	45,3
	Diam./Diam. [mm]
	233,7
Thickness/Spessore - Min [mm]	
13/11,4	
No. of Bores/N° fori	
4	
NON VENTILATED	Non Ventilato/Not Vented
PROTON - MITSUBISHI	


DI-543	
	Pitch Circle Ø/Foro int.-Ø [mm]
	69
	Height/Altezza [mm]
	46
	Diam./Diam. [mm]
	276
Thickness/Spessore - Min [mm]	
26/24	
No. of Bores/N° fori	
5	
VENTILATED	Ventilato/Vented
MITSUBISHI	

DI-539	
	Pitch Circle Ø/Foro int.-Ø [mm]
	87
	Height/Altezza [mm]
	47
	Diam./Diam. [mm]
	276
Thickness/Spessore - Min [mm]	
27/25	
No. of Bores/N° fori	
6	
VENTILATED	Ventilato/Vented
MITSUBISHI	


DI-544	
	Pitch Circle Ø/Foro int.-Ø [mm]
	70
	Height/Altezza [mm]
	46
	Diam./Diam. [mm]
	275
Thickness/Spessore - Min [mm]	
24/22	
No. of Bores/N° fori	
5	
VENTILATED	Ventilato/Vented
MITSUBISHI	


DI-540	
	Pitch Circle Ø/Foro int.-Ø [mm]
	69
	Height/Altezza [mm]
	46
	Diam./Diam. [mm]
	280,7
Thickness/Spessore - Min [mm]	
24/22	
No. of Bores/N° fori	
4	
VENTILATED	Ventilato/Vented
MITSUBISHI	


DI-545	
	Inner Diam./Diam. int. [mm]
	68,5
	Height/Altezza [mm]
	46
	Diam./Diam. [mm]
	268
Thickness/Spessore - Min [mm]	
26/24	
No. of Bores/N° fori	
5	
VENTILATED	Ventilato/Vented
MITSUBISHI	


DI-583	
	Pitch Circle Ø/Foro int.-Ø [mm]
	87
	Height/Altezza [mm]
	39,5
	Diam./Diam. [mm]
254	
Thickness/Spessore - Min [mm]	
24/22	
No. of Bores/N° fori	
5	
VENTILATED	Ventilato/Vented
MITSUBISHI - HYUNDAI	

DI-591	
	Pitch Circle Ø/Foro int.-Ø [mm]
	84
	Height/Altezza [mm]
	29,4
	Diam./Diam. [mm]
253	
Thickness/Spessore - Min [mm]	
20/18	
No. of Bores/N° fori	
5	
VENTILATED	Ventilato/Vented
HYUNDAI	

DI-586	
	Pitch Circle Ø/Foro int.-Ø [mm]
	86
	Height/Altezza [mm]
	34,4
	Diam./Diam. [mm]
256,3	
Thickness/Spessore - Min [mm]	
22/20	
No. of Bores/N° fori	
4	
VENTILATED	Ventilato/Vented
HYUNDAI	


DI-592	
	Pitch Circle Ø/Foro int.-Ø [mm]
	69
	Height/Altezza [mm]
	45,5
	Diam./Diam. [mm]
255,6	
Thickness/Spessore - Min [mm]	
24/22,4	
No. of Bores/N° fori	
5	
VENTILATED	Ventilato/Vented
MITSUBISHI	


DI-587	
	Pitch Circle Ø/Foro int.-Ø [mm]
	67
	Height/Altezza [mm]
	44
	Diam./Diam. [mm]
230	
Thickness/Spessore - Min [mm]	
11/9,4	
No. of Bores/N° fori	
4	
Non Ventilated/Not Vented	Non Ventilato/Not Vented
HYUNDAI	


DI-593	
	Pitch Circle Ø/Foro int.-Ø [mm]
	86
	Height/Altezza [mm]
	33,6
	Diam./Diam. [mm]
233,6	
Thickness/Spessore - Min [mm]	
13/11,5	
No. of Bores/N° fori	
4	
Non Ventilated/Not Vented	Non Ventilato/Not Vented
MITSUBISHI	


DI-588	
	Pitch Circle Ø/Foro int.-Ø [mm]
	84
	Height/Altezza [mm]
	33,5
	Diam./Diam. [mm]
254,7	
Thickness/Spessore - Min [mm]	
20/18,4	
No. of Bores/N° fori	
6	
Non Ventilated/Not Vented	Non Ventilato/Not Vented
MITSUBISHI	


DI-595	
	Pitch Circle Ø/Foro int.-Ø [mm]
	69
	Height/Altezza [mm]
	45,5
	Diam./Diam. [mm]
295,5	
Thickness/Spessore - Min [mm]	
30/28,4	
No. of Bores/N° fori	
5	
VENTILATED	Ventilato/Vented
MITSUBISHI	


DI-589	
	Pitch Circle Ø/Foro int.-Ø [mm]
	84
	Height/Altezza [mm]
	33,8
	Diam./Diam. [mm]
258	
Thickness/Spessore - Min [mm]	
22/20,4	
No. of Bores/N° fori	
6	
VENTILATED	Ventilato/Vented
MITSUBISHI	


DI-598	
	Pitch Circle Ø/Foro int.-Ø [mm]
	69
	Height/Altezza [mm]
	45,3
	Diam./Diam. [mm]
254,8	
Thickness/Spessore - Min [mm]	
24/22,4	
No. of Bores/N° fori	
5	
VENTILATED	Ventilato/Vented
MITSUBISHI	


DI-599	
	Pitch Circle Ø/Foro int.-Ø [mm]
	87
	Height/Altezza [mm]
	45,5
	Diam./Diam. [mm]
	275,8
Thickness/Spessore - Min [mm]	
24/22,4	
No. of Bores/N° fori	
6	
GONOW - MITSUBISHI	Ventilato/Vented


DI-604	
	Pitch Circle Ø/Foro int.-Ø [mm]
	56
	Height/Altezza [mm]
	47,3
	Diam./Diam. [mm]
	233
Thickness/Spessore - Min [mm]	
11/10	
No. of Bores/N° fori	
4	
DAIHATSU	Non Ventilato/Not Vented

DI-600	
	Pitch Circle Ø/Foro int.-Ø [mm]
	47
	Height/Altezza [mm]
	38,8
	Diam./Diam. [mm]
	207,3
Thickness/Spessore - Min [mm]	
10/9	
No. of Bores/N° fori	
4	
DAIHATSU	Non Ventilato/Not Vented


DI-605	
	Pitch Circle Ø/Foro int.-Ø [mm]
	70
	Height/Altezza [mm]
	35
	Diam./Diam. [mm]
	212
Thickness/Spessore - Min [mm]	
10/8,6	
No. of Bores/N° fori	
4	
DAIHATSU	Non Ventilato/Not Vented


DI-601	
	Pitch Circle Ø/Foro int.-Ø [mm]
	96
	Height/Altezza [mm]
	29,9
	Diam./Diam. [mm]
	276,3
Thickness/Spessore - Min [mm]	
12,4/11,5	
No. of Bores/N° fori	
5	
DAIHATSU	Non Ventilato/Not Vented


DI-607	
	Pitch Circle Ø/Foro int.-Ø [mm]
	96
	Height/Altezza [mm]
	33
	Diam./Diam. [mm]
	276,8
Thickness/Spessore - Min [mm]	
18/17	
No. of Bores/N° fori	
5	
DAIHATSU	Ventilato/Vented

DI-602	
	Pitch Circle Ø/Foro int.-Ø [mm]
	47
	Height/Altezza [mm]
	28
	Diam./Diam. [mm]
	208
Thickness/Spessore - Min [mm]	
11/10	
No. of Holes/N° fori	
4	
DAIHATSU	Non Ventilato/Not Vented


DI-608	
	Pitch Circle Ø/Foro int.-Ø [mm]
	70
	Height/Altezza [mm]
	36,5
	Diam./Diam. [mm]
	210
Thickness/Spessore - Min [mm]	
10/9	
No. of Bores/N° fori	
4	
DAIHATSU	Non Ventilato/Not Vented


DI-603	
	Pitch Circle Ø/Foro int.-Ø [mm]
	56
	Height/Altezza [mm]
	47,2
	Diam./Diam. [mm]
	233,5
Thickness/Spessore - Min [mm]	
18/17	
No. of Bores/N° fori	
4	
DAIHATSU	Ventilato/Vented


DI-609	
	Pitch Circle Ø/Foro int.-Ø [mm]
	70
	Height/Altezza [mm]
	35
	Diam./Diam. [mm]
	211
Thickness/Spessore - Min [mm]	
10/9	
No. of Holes/N° fori	
4	
DAIHATSU	Non Ventilato/Not Vented


DI-610	
	Pitch Circle Ø/Foro int.-Ø [mm]
	66,5
	Height/Altezza [mm]
	38
	Diam./Diam. [mm]
273	
Thickness/Spessore - Min [mm]	
16,2/15	
No. of Bores/N° fori	
5	
DAIHATSU	Non Ventilato/Not Vented


DI-615	
	Pitch Circle Ø/Foro int.-Ø [mm]
	70
	Height/Altezza [mm]
	37,3
	Diam./Diam. [mm]
233,8	
Thickness/Spessore - Min [mm]	
16/14,5	
No. of Bores/N° fori	
4	
DAIHATSU	Ventilato/Vented


DI-611	
	Pitch Circle Ø/Foro int.-Ø [mm]
	70
	Height/Altezza [mm]
	33
	Diam./Diam. [mm]
179	
Thickness/Spessore - Min [mm]	
10/8	
No. of Bores/N° fori	
4	
DAIHATSU	Non Ventilato/Not Vented


DI-617	
	Pitch Circle Ø/Foro int.-Ø [mm]
	55
	Height/Altezza [mm]
	42
	Diam./Diam. [mm]
254	
Thickness/Spessore - Min [mm]	
22/20,5	
No. of Holes/N° fori	
4	
DAIHATSU	Ventilato/Vented


DI-612	
	Pitch Circle Ø/Foro int.-Ø [mm]
	79
	Height/Altezza [mm]
	24
	Diam./Diam. [mm]
209,6	
Thickness/Spessore - Min [mm]	
10/9	
No. of Bores/N° fori	
4	
DAIHATSU	Non Ventilato/Not Vented

DI-618	
	Pitch Circle Ø/Foro int.-Ø [mm]
	55
	Height/Altezza [mm]
	43
	Diam./Diam. [mm]
246	
Thickness/Spessore - Min [mm]	
17/15	
No. of Bores/N° fori	
4	
DAIHATSU - SUBARU	Ventilato/Vented

DI-613	
	Pitch Circle Ø/Foro int.-Ø [mm]
	55
	Height/Altezza [mm]
	41,3
	Diam./Diam. [mm]
210,8	
Thickness/Spessore - Min [mm]	
11/9,5	
No. of Bores/N° fori	
4	
DAIHATSU	Non Ventilato/Not Vented

DI-619	
	Pitch Circle Ø/Foro int.-Ø [mm]
	70
	Height/Altezza [mm]
	42
	Diam./Diam. [mm]
211	
Thickness/Spessore - Min [mm]	
16/14	
No. of Bores/N° fori	
4	
DAIHATSU	Ventilato/Vented


DI-614	
	Pitch Circle Ø/Foro int.-Ø [mm]
	55
	Height/Altezza [mm]
	41
	Diam./Diam. [mm]
233,6	
Thickness/Spessore - Min [mm]	
16/14	
No. of Bores/N° fori	
4	
SUBARU - DAIHATSU	Ventilato/Vented

DI-620	
	Pitch Circle Ø/Foro int.-Ø [mm]
	66,5
	Height/Altezza [mm]
	38
	Diam./Diam. [mm]
287	
Thickness/Spessore - Min [mm]	
22/20	
No. of Bores/N° fori	
5	
DAIHATSU	Ventilato/Vented


DI-696	
	Pitch Circle Ø/Foro int.-Ø [mm]
	70
	Height/Altezza [mm]
	37
	Diam./Diam. [mm]
	210
Thickness/Spessore - Min [mm]	
16/14,5	
No. of Bores/N° fori	
4	
PIAGGIO	Non Ventilato/Not Vented


DI-702	
	Pitch Circle Ø/Foro int.-Ø [mm]
	65
	Height/Altezza [mm]
	36,7
	Diam./Diam. [mm]
	211,8
Thickness/Spessore - Min [mm]	
18/16	
No. of Bores/N° fori	
4	
SUBARU	Ventilato/Vented


DI-697	
	Pitch Circle Ø/Foro int.-Ø [mm]
	70
	Height/Altezza [mm]
	36,7
	Diam./Diam. [mm]
	208
Thickness/Spessore - Min [mm]	
15,3/14	
No. of Bores/N° fori	
4	
PIAGGIO	Ventilato/Vented


DI-703	
	Pitch Circle Ø/Foro int.-Ø [mm]
	70
	Height/Altezza [mm]
	44,2
	Diam./Diam. [mm]
	242
Thickness/Spessore - Min [mm]	
18,2/16	
No. of Bores/N° fori	
4	
SUBARU	Ventilato/Vented


DI-699	
	Pitch Circle Ø/Foro int.-Ø [mm]
	55
	Height/Altezza [mm]
	62,2
	Diam./Diam. [mm]
	213
Thickness/Spessore - Min [mm]	
9,5/8,6	
No. of Bores/N° fori	
4	
INNOCENTI	Non Ventilato/Not Vented

DI-704	
	Pitch Circle Ø/Foro int.-Ø [mm]
	70
	Height/Altezza [mm]
	52,3
	Diam./Diam. [mm]
	229,8
Thickness/Spessore - Min [mm]	
18/16	
No. of Bores/N° fori	
4	
SUBARU	Ventilato/Vented


DI-700	
	Pitch Circle Ø/Foro int.-Ø [mm]
	70
	Height/Altezza [mm]
	51,7
	Diam./Diam. [mm]
	229,3
Thickness/Spessore - Min [mm]	
12,4/10	
No. of Bores/N° fori	
4	
SUBARU	Non Ventilato/Not Vented

DI-705	
	Pitch Circle Ø/Foro int.-Ø [mm]
	58
	Height/Altezza [mm]
	53,3
	Diam./Diam. [mm]
	242
Thickness/Spessore - Min [mm]	
18,2/16	
No. of Bores/N° fori	
5	
SUBARU	Ventilato/Vented


DI-701	
	Pitch Circle Ø/Foro int.-Ø [mm]
	65
	Height/Altezza [mm]
	28,5
	Diam./Diam. [mm]
	212
Thickness/Spessore - Min [mm]	
10/8,5	
No. of Bores/N° fori	
4	
SUBARU	Non Ventilato/Not Vented

DI-706	
	Pitch Circle Ø/Foro int.-Ø [mm]
	58
	Height/Altezza [mm]
	57,4
	Diam./Diam. [mm]
	259,9
Thickness/Spessore - Min [mm]	
24/22	
No. of Bores/N° fori	
5	
SUBARU	Ventilato/Vented

DI-707	
	Pitch Circle Ø/Foro int.-Ø [mm]
	65
	Height/Altezza [mm]
	18
	Diam./Diam. [mm]
212	
Thickness/Spessore - Min [mm]	
9/8	
No. of Bores/N° fori	
4	
SUBARU	Non Ventilato/Not Vented


DI-713	
	Pitch Circle Ø/Foro int.-Ø [mm]
	58
	Height/Altezza [mm]
	53
	Diam./Diam. [mm]
326	
Thickness/Spessore - Min [mm]	
30/28	
No. of Bores/N° fori	
5	
SUBARU	Ventilato/Vented

DI-709	
	Pitch Circle Ø/Foro int.-Ø [mm]
	65
	Height/Altezza [mm]
	36,4
	Diam./Diam. [mm]
239,7	
Thickness/Spessore - Min [mm]	
18,2/17	
No. of Bores/N° fori	
4	
SUBARU	Ventilato/Vented


DI-725	
	Pitch Circle Ø/Foro int.-Ø [mm]
	58
	Height/Altezza [mm]
	57
	Diam./Diam. [mm]
293	
Thickness/Spessore - Min [mm]	
24/22	
No. of Bores/N° fori	
5	
SUBARU	Ventilato/Vented


DI-710	
	Pitch Circle Ø/Foro int.-Ø [mm]
	58
	Height/Altezza [mm]
	57,3
	Diam./Diam. [mm]
301,5	
Thickness/Spessore - Min [mm]	
28/26	
No. of Bores/N° fori	
5	
SUBARU	Ventilato/Vented


DI-800	
	Pitch Circle Ø/Foro int.-Ø [mm]
	86
	Height/Altezza [mm]
	33
	Diam./Diam. [mm]
213	
Thickness/Spessore - Min [mm]	
11/10	
No. of Bores/N° fori	
4	
SUZUKI - DAEWOO	Non Ventilato/Not Vented


DI-711	
	Pitch Circle Ø/Foro int.-Ø [mm]
	58
	Height/Altezza [mm]
	57
	Diam./Diam. [mm]
276,5	
Thickness/Spessore - Min [mm]	
24/22	
No. of Bores/N° fori	
5	
SUBARU	Ventilato/Vented


DI-801	
	Pitch Circle Ø/Foro int.-Ø [mm]
	86
	Height/Altezza [mm]
	33
	Diam./Diam. [mm]
214,8	
Thickness/Spessore - Min [mm]	
10/9	
No. of Bores/N° fori	
4	
BEDFORD - SUZUKI - MARUTI	Non Ventilato/Not Vented


DI-712	
	Pitch Circle Ø/Foro int.-Ø [mm]
	58
	Height/Altezza [mm]
	57
	Diam./Diam. [mm]
316	
Thickness/Spessore - Min [mm]	
30,5/28,5	
No. of Bores/N° fori	
5	
SUBARU	Ventilato/Vented


DI-802	
	Pitch Circle Ø/Foro int.-Ø [mm]
	62
	Height/Altezza [mm]
	29
	Diam./Diam. [mm]
207,1	
Thickness/Spessore - Min [mm]	
10/9	
No. of Bores/N° fori	
4	
SUBARU	Non Ventilato/Not Vented

DI-804	
	Pitch Circle Ø/Foro int.-Ø [mm]
	64
	Height/Altezza [mm]
	52,5
	Diam./Diam. [mm]
	230,6
Thickness/Spessore - Min [mm]	
17/15,6	
No. of Bores/N° fori	
4	
SUZUKI	Ventilato/Vented

DI-809	
	Pitch Circle Ø/Foro int.-Ø [mm]
	108
	Height/Altezza [mm]
	29,6
	Diam./Diam. [mm]
	286,6
Thickness/Spessore - Min [mm]	
17/15	
No. of Bores/N° fori	
5	
SUZUKI	Ventilato/Vented


DI-805	
	Pitch Circle Ø/Foro int.-Ø [mm]
	64
	Height/Altezza [mm]
	47
	Diam./Diam. [mm]
	249,8
Thickness/Spessore - Min [mm]	
18,6/16,5	
No. of Bores/N° fori	
4	
SUZUKI	Ventilato/Vented


DI-811	
	Pitch Circle Ø/Foro int.-Ø [mm]
	108
	Height/Altezza [mm]
	29,3
	Diam./Diam. [mm]
	309,6
Thickness/Spessore - Min [mm]	
22/20	
No. of Bores/N° fori	
5	
SUZUKI	Ventilato/Vented


DI-806	
	Pitch Circle Ø/Foro int.-Ø [mm]
	64
	Height/Altezza [mm]
	50,2
	Diam./Diam. [mm]
	231
Thickness/Spessore - Min [mm]	
17/15	
No. of Bores/N° fori	
4	
SUZUKI - SUBARU	Ventilato/Vented


DI-812	
	Pitch Circle Ø/Foro int.-Ø [mm]
	60
	Height/Altezza [mm]
	49,3
	Diam./Diam. [mm]
	231,2
Thickness/Spessore - Min [mm]	
17/15	
No. of Bores/N° fori	
4	
SUZUKI	Ventilato/Vented


DI-807	
	Pitch Circle Ø/Foro int.-Ø [mm]
	107
	Height/Altezza [mm]
	46,5
	Diam./Diam. [mm]
	290
Thickness/Spessore - Min [mm]	
10/8	
No. of Bores/N° fori	
5	
SUZUKI	Non Ventilato/Not Vented


DI-814	
	Pitch Circle Ø/Foro int.-Ø [mm]
	60
	Height/Altezza [mm]
	50
	Diam./Diam. [mm]
	234,5
Thickness/Spessore - Min [mm]	
20/18,5	
No. of Bores/N° fori	
4	
SUZUKI	Ventilato/Vented


DI-808	
	Pitch Circle Ø/Foro int.-Ø [mm]
	107
	Height/Altezza [mm]
	46,3
	Diam./Diam. [mm]
	286,6
Thickness/Spessore - Min [mm]	
17/15	
No. of Bores/N° fori	
5	
SUZUKI	Ventilato/Vented


DI-815	
	Pitch Circle Ø/Foro int.-Ø [mm]
	60
	Height/Altezza [mm]
	40,2
	Diam./Diam. [mm]
	251,3
Thickness/Spessore - Min [mm]	
20/18,5	
No. of Bores/N° fori	
4	
SUZUKI	Ventilato/Vented


DI-816	
	Pitch Circle Ø/Foro int.-Ø [mm]
	107
	Height/Altezza [mm]
	46,2
	Diam./Diam. [mm]
309,8	
Thickness/Spessore - Min [mm]	
22/20	
No. of Bores/N° fori	
5	
SUZUKI	Ventilato/Vented


DI-821	
	Pitch Circle Ø/Foro int.-Ø [mm]
	62
	Height/Altezza [mm]
	49
	Diam./Diam. [mm]
294	
Thickness/Spessore - Min [mm]	
25/23	
No. of Bores/N° fori	
5	
SUZUKI	Ventilato/Vented


DI-817	
	Pitch Circle Ø/Foro int.-Ø [mm]
	60
	Height/Altezza [mm]
	49,5
	Diam./Diam. [mm]
252,4	
Thickness/Spessore - Min [mm]	
17/15,5	
No. of Bores/N° fori	
4	
SUZUKI - SUBARU	Ventilato/Vented


DI-822	
	Pitch Circle Ø/Foro int.-Ø [mm]
	60
	Height/Altezza [mm]
	52
	Diam./Diam. [mm]
231	
Thickness/Spessore - Min [mm]	
20/18	
No. of Bores/N° fori	
4	
NISSAN - SUZUKI	Ventilato/Vented


DI-818	
	Pitch Circle Ø/Foro int.-Ø [mm]
	60
	Height/Altezza [mm]
	44,5
	Diam./Diam. [mm]
246,5	
Thickness/Spessore - Min [mm]	
12/10,5	
No. of Bores/N° fori	
4	
SUZUKI	Non Ventilato/Not Vented


DI-823	
	Pitch Circle Ø/Foro int.-Ø [mm]
	62
	Height/Altezza [mm]
	41
	Diam./Diam. [mm]
276	
Thickness/Spessore - Min [mm]	
20/18	
No. of Bores/N° fori	
5	
SUZUKI	Ventilato/Vented

DI-819	
	Pitch Circle Ø/Foro int.-Ø [mm]
	108,3
	Height/Altezza [mm]
	29,3
	Diam./Diam. [mm]
309,3	
Thickness/Spessore - Min [mm]	
22/20	
No. of Bores/N° fori	
5	
SUZUKI	Ventilato/Vented


DI-824	
	Pitch Circle Ø/Foro int.-Ø [mm]
	108
	Height/Altezza [mm]
	47
	Diam./Diam. [mm]
290	
Thickness/Spessore - Min [mm]	
10/8	
No. of Bores/N° fori	
5	
SUZUKI	Non Ventilato/Not Vented


DI-820	
	Pitch Circle Ø/Foro int.-Ø [mm]
	62,1
	Height/Altezza [mm]
	47
	Diam./Diam. [mm]
279	
Thickness/Spessore - Min [mm]	
22/20	
No. of Bores/N° fori	
5	
FIAT - SUZUKI	Ventilato/Vented


DI-825	
	Pitch Circle Ø/Foro int.-Ø [mm]
	108
	Height/Altezza [mm]
	47
	Diam./Diam. [mm]
287	
Thickness/Spessore - Min [mm]	
17/15	
No. of Bores/N° fori	
5	
SUZUKI	Ventilato/Vented


DI-826	
	Pitch Circle Ø/Foro int.-Ø [mm]
	60
	Height/Altezza [mm]
	40,5
	Diam./Diam. [mm]
256	
Thickness/Spessore - Min [mm]	
22/20	
Ventilato/Vented	
SUZUKI	


DI-904	
	Pitch Circle Ø/Foro int.-Ø [mm]
	57
	Height/Altezza [mm]
	43,5
	Diam./Diam. [mm]
229,9	
Thickness/Spessore - Min [mm]	
18/16,6	
No. of Bores/N° fori	
4	
Ventilato/Vented	
OPEL	

DI-890	
	Pitch Circle Ø/Foro int.-Ø [mm]
	60
	Height/Altezza [mm]
	49,7
	Diam./Diam. [mm]
256,6	
Thickness/Spessore - Min [mm]	
17/15	
No. of Bores/N° fori	
4	
Ventilato/Vented	
SUZUKI	


DI-906	
	Pitch Circle Ø/Foro int.-Ø [mm]
	80
	Height/Altezza [mm]
	33,7
	Diam./Diam. [mm]
250,5	
Thickness/Spessore - Min [mm]	
18/16	
No. of Bores/N° fori	
6	
Ventilato/Vented	
ISUZU	


DI-891	
	Pitch Circle Ø/Foro int.-Ø [mm]
	60
	Height/Altezza [mm]
	50
	Diam./Diam. [mm]
245,5	
Thickness/Spessore - Min [mm]	
20/18,5	
No. of Bores/N° fori	
4	
Ventilato/Vented	
SUZUKI	


DI-909	
	Pitch Circle Ø/Foro int.-Ø [mm]
	88
	Height/Altezza [mm]
	36,4
	Diam./Diam. [mm]
256,8	
Thickness/Spessore - Min [mm]	
22/20	
No. of Bores/N° fori	
6	
Ventilato/Vented	
LOTUS - OPEL - ISUZU	


DI-900	
	Pitch Circle Ø/Foro int.-Ø [mm]
	80
	Height/Altezza [mm]
	37,5
	Diam./Diam. [mm]
259	
Thickness/Spessore - Min [mm]	
12,5/11	
No. of Holes/N° fori	
6	
Non Ventilato/Not Vented	
ISUZU	


DI-910	
	Pitch Circle Ø/Foro int.-Ø [mm]
	60
	Height/Altezza [mm]
	41,6
	Diam./Diam. [mm]
236	
Thickness/Spessore - Min [mm]	
20/17	
No. of Bores/N° fori	
4	
Ventilato/Vented	
DAEWOO - OPEL - VAUXHALL	


DI-903	
	Pitch Circle Ø/Foro int.-Ø [mm]
	80
	Height/Altezza [mm]
	34
	Diam./Diam. [mm]
250,3	
Thickness/Spessore - Min [mm]	
18/16,6	
No. of Bores/N° fori	
6	
Ventilato/Vented	
BEDFORD - ISUZU	

DI-911	
	Pitch Circle Ø/Foro int.-Ø [mm]
	60
	Height/Altezza [mm]
	41,4
	Diam./Diam. [mm]
235,5	
Thickness/Spessore - Min [mm]	
10/8	
No. of Bores/N° fori	
6	
Non Ventilato/Not Vented	
OPEL	


DI-912	
	Pitch Circle Ø/Foro int.-Ø [mm]
	110
	Height/Altezza [mm]
	58
	Diam./Diam. [mm]
	293
Thickness/Spessore - Min [mm]	
40/38	
No. of Bores/N° fori	
12	
ISUZU	Ventilato/Vented


DI-921	
	Pitch Circle Ø/Foro int.-Ø [mm]
	88
	Height/Altezza [mm]
	40,4
	Diam./Diam. [mm]
	279,9
Thickness/Spessore - Min [mm]	
27/25	
No. of Bores/N° fori	
6	
ISUZU	Ventilato/Vented


DI-913	
	Pitch Circle Ø/Foro int.-Ø [mm]
	72
	Height/Altezza [mm]
	56
	Diam./Diam. [mm]
	302
Thickness/Spessore - Min [mm]	
28/26	
No. of Bores/N° fori	
5	
JEEP	Ventilato/Vented


DI-991	
	Pitch Circle Ø/Foro int.-Ø [mm]
	72
	Height/Altezza [mm]
	65,2
	Diam./Diam. [mm]
	287,7
Thickness/Spessore - Min [mm]	
28/26	
No. of Bores/N° fori	
5	
JEEP	Ventilato/Vented


DI-914	
	Pitch Circle Ø/Foro int.-Ø [mm]
	73
	Height/Altezza [mm]
	57
	Diam./Diam. [mm]
	345
Thickness/Spessore - Min [mm]	
28/26	
No. of Bores/N° fori	
5	
CHRYSLER	Ventilato/Vented


DI-992	
	Pitch Circle Ø/Foro int.-Ø [mm]
	73,5
	Height/Altezza [mm]
	39,3
	Diam./Diam. [mm]
	301
Thickness/Spessore - Min [mm]	
28/26	
No. of Bores/N° fori	
5	
CHRYSLER	Ventilato/Vented

DI-915	
	Pitch Circle Ø/Foro int.-Ø [mm]
	72,5
	Height/Altezza [mm]
	39
	Diam./Diam. [mm]
	302
Thickness/Spessore - Min [mm]	
28/26	
No. of Bores/N° fori	
5	
DODGE - CHRYSLER	Ventilato/Vented


DI-993	
	Pitch Circle Ø/Foro int.-Ø [mm]
	61
	Height/Altezza [mm]
	32,6
	Diam./Diam. [mm]
	260
Thickness/Spessore - Min [mm]	
22,9/21,4	
No. of Bores/N° fori	
5	
CHRYSLER	Ventilato/Vented


DI-920	
	Pitch Circle Ø/Foro int.-Ø [mm]
	88
	Height/Altezza [mm]
	40,3
	Diam./Diam. [mm]
	255,8
Thickness/Spessore - Min [mm]	
26/24	
No. of Bores/N° fori	
6	
ISUZU	Ventilato/Vented


DI-994	
	Pitch Circle Ø/Foro int.-Ø [mm]
	61
	Height/Altezza [mm]
	39,8
	Diam./Diam. [mm]
	279,8
Thickness/Spessore - Min [mm]	
23/21,4	
No. of Bores/N° fori	
5	
CHRYSLER	Ventilato/Vented


DI-995	
	Pitch Circle Ø/Foro int.-Ø [mm]
	61
	Height/Altezza [mm]
	38
	Diam./Diam. [mm]
	256,8
Thickness/Spessore - Min [mm]	
20,1/18,4	
No. of Bores/N° fori	
5	
CHRYSLER	Ventilato/Vented


DI-H03	
	Pitch Circle Ø/Foro int.-Ø [mm]
	87
	Height/Altezza [mm]
	40,4
	Diam./Diam. [mm]
	254
Thickness/Spessore - Min [mm]	
24/22	
No. of Bores/N° fori	
5	
HYUNDAI	Ventilato/Vented


DI-996	
	Pitch Circle Ø/Foro int.-Ø [mm]
	61
	Height/Altezza [mm]
	33
	Diam./Diam. [mm]
	280
Thickness/Spessore - Min [mm]	
23/21,4	
No. of Bores/N° fori	
5	
CHRYSLER	Ventilato/Vented


DI-H05	
	Pitch Circle Ø/Foro int.-Ø [mm]
	63
	Height/Altezza [mm]
	51
	Diam./Diam. [mm]
	234
Thickness/Spessore - Min [mm]	
18/16	
No. of Bores/N° fori	
4	
HYUNDAI	Ventilato/Vented


DI-997	
	Pitch Circle Ø/Foro int.-Ø [mm]
	88
	Height/Altezza [mm]
	36,3
	Diam./Diam. [mm]
	279,5
Thickness/Spessore - Min [mm]	
26/24,6	
No. of Bores/N° fori	
6	
ISUZU - OPEL	Ventilato/Vented


DI-H07	
	Pitch Circle Ø/Foro int.-Ø [mm]
	62
	Height/Altezza [mm]
	51
	Diam./Diam. [mm]
	233,8
Thickness/Spessore - Min [mm]	
18/16	
No. of Bores/N° fori	
4	
HYUNDAI	Ventilato/Vented

DI-999	
	Pitch Circle Ø/Foro int.-Ø [mm]
	57
	Height/Altezza [mm]
	42,2
	Diam./Diam. [mm]
	226,6
Thickness/Spessore - Min [mm]	
11/9,6	
No. of Bores/N° fori	
4	
ISUZU	Non Ventilato/Not Vented

DI-H08	
	Pitch Circle Ø/Foro int.-Ø [mm]
	69
	Height/Altezza [mm]
	47
	Diam./Diam. [mm]
	256,9
Thickness/Spessore - Min [mm]	
24/22	
No. of Bores/N° fori	
4	
HYUNDAI	Ventilato/Vented

DI-H02	
	Pitch Circle Ø/Foro int.-Ø [mm]
	87
	Height/Altezza [mm]
	45,4
	Diam./Diam. [mm]
	276
Thickness/Spessore - Min [mm]	
22/20,5	
No. of Bores/N° fori	
6	
HYUNDAI	Ventilato/Vented


DI-H09	
	Pitch Circle Ø/Foro int.-Ø [mm]
	69
	Height/Altezza [mm]
	47
	Diam./Diam. [mm]
	275,8
Thickness/Spessore - Min [mm]	
26,1/24	
No. of Bores/N° fori	
5	
HYUNDAI	Ventilato/Vented


DI-H10	
	Pitch Circle Ø/Foro int.-Ø [mm]
	62
	Height/Altezza [mm]
	48
	Diam./Diam. [mm]
241	
Thickness/Spessore - Min [mm]	
18/16	
No. of Bores/N° fori	
4	
HYUNDAI	Ventilato/Vented


DI-H15	
	Pitch Circle Ø/Foro int.-Ø [mm]
	69
	Height/Altezza [mm]
	48
	Diam./Diam. [mm]
300	
Thickness/Spessore - Min [mm]	
28/26	
No. of Bores/N° fori	
5	
HYUNDAI	Ventilato/Vented

DI-H11	
	Pitch Circle Ø/Foro int.-Ø [mm]
	62
	Height/Altezza [mm]
	48,2
	Diam./Diam. [mm]
255,4	
Thickness/Spessore - Min [mm]	
19/17	
No. of Bores/N° fori	
4	
HYUNDAI	Ventilato/Vented


DI-H16	
	Pitch Circle Ø/Foro int.-Ø [mm]
	62
	Height/Altezza [mm]
	52,4
	Diam./Diam. [mm]
240,8	
Thickness/Spessore - Min [mm]	
19/17,5	
No. of Bores/N° fori	
4	
HYUNDAI	Ventilato/Vented


DI-H12	
	Pitch Circle Ø/Foro int.-Ø [mm]
	69
	Height/Altezza [mm]
	47,7
	Diam./Diam. [mm]
279,8	
Thickness/Spessore - Min [mm]	
26/24	
No. of Bores/N° fori	
5	
KIA - HYUNDAI	Ventilato/Vented


DI-H17	
	Pitch Circle Ø/Foro int.-Ø [mm]
	69
	Height/Altezza [mm]
	48
	Diam./Diam. [mm]
320	
Thickness/Spessore - Min [mm]	
28/26	
No. of Bores/N° fori	
5	
HYUNDAI	Ventilato/Vented

DI-H13	
	Pitch Circle Ø/Foro int.-Ø [mm]
	87
	Height/Altezza [mm]
	43
	Diam./Diam. [mm]
280	
Thickness/Spessore - Min [mm]	
27/25,4	
No. of Bores/N° fori	
6	
HYUNDAI	Ventilato/Vented


DI-H18	
	Pitch Circle Ø/Foro int.-Ø [mm]
	69
	Height/Altezza [mm]
	46
	Diam./Diam. [mm]
257	
Thickness/Spessore - Min [mm]	
24/22	
No. of Bores/N° fori	
4	
HYUNDAI	Ventilato/Vented

DI-H14	
	Pitch Circle Ø/Foro int.-Ø [mm]
	87
	Height/Altezza [mm]
	44,5
	Diam./Diam. [mm]
273,9	
Thickness/Spessore - Min [mm]	
26/24	
No. of Bores/N° fori	
5	
HYUNDAI	Ventilato/Vented

DI-H19	
	Pitch Circle Ø/Foro int.-Ø [mm]
	69,2
	Height/Altezza [mm]
	49
	Diam./Diam. [mm]
320,5	
Thickness/Spessore - Min [mm]	
27,5/25,5	
No. of Bores/N° fori	
5	
KIA - HYUNDAI	Ventilato/Vented

DI-H20	
	Pitch Circle Ø/Foro int.-Ø [mm]
	87
	Height/Altezza [mm]
	45,4
	Diam./Diam. [mm]
	276
Thickness/Spessore - Min [mm]	
22/20,5	
No. of Holes/N° fori	
6	
HYUNDAI	Ventilato/Vented


DI-K02	
	Pitch Circle Ø/Foro int.-Ø [mm]
	72
	Height/Altezza [mm]
	47,7
	Diam./Diam. [mm]
	274,3
Thickness/Spessore - Min [mm]	
24/22	
No. of Bores/N° fori	
5	
KIA	Ventilato/Vented


DI-H21	
	Pitch Circle Ø/Foro int.-Ø [mm]
	69
	Height/Altezza [mm]
	46,5
	Diam./Diam. [mm]
	294
Thickness/Spessore - Min [mm]	
26/24	
No. of Bores/N° fori	
5	
HYUNDAI	Ventilato/Vented


DI-K03	
	Pitch Circle Ø/Foro int.-Ø [mm]
	72
	Height/Altezza [mm]
	48,8
	Diam./Diam. [mm]
	273
Thickness/Spessore - Min [mm]	
26/24	
No. of Bores/N° fori	
5	
KIA	Ventilato/Vented


DI-H22	
	Pitch Circle Ø/Foro int.-Ø [mm]
	87
	Height/Altezza [mm]
	43
	Diam./Diam. [mm]
	303
Thickness/Spessore - Min [mm]	
28,3/26	
No. of Bores/N° fori	
6	
HYUNDAI	Ventilato/Vented

DI-K04	
	Pitch Circle Ø/Foro int.-Ø [mm]
	86
	Height/Altezza [mm]
	24,2
	Diam./Diam. [mm]
	260,6
Thickness/Spessore - Min [mm]	
24,2/22	
No. of Bores/N° fori	
6	
KIA	Ventilato/Vented


DI-H23	
	Pitch Circle Ø/Foro int.-Ø [mm]
	69
	Height/Altezza [mm]
	47,5
	Diam./Diam. [mm]
	300
Thickness/Spessore - Min [mm]	
28/26	
No. of Bores/N° fori	
5	
KIA - HYUNDAI	Ventilato/Vented


DI-K05	
	Pitch Circle Ø/Foro int.-Ø [mm]
	96,3
	Height/Altezza [mm]
	54,4
	Diam./Diam. [mm]
	301,6
Thickness/Spessore - Min [mm]	
28/26	
No. of Bores/N° fori	
5	
KIA - HONDA	Ventilato/Vented

DI-H24	
	Pitch Circle Ø/Foro int.-Ø [mm]
	96
	Height/Altezza [mm]
	53
	Diam./Diam. [mm]
	300
Thickness/Spessore - Min [mm]	
30/28	
No. of Bores/N° fori	
6	
HYUNDAI	Ventilato/Vented

DI-K06	
	Pitch Circle Ø/Foro int.-Ø [mm]
	72
	Height/Altezza [mm]
	49
	Diam./Diam. [mm]
	280
Thickness/Spessore - Min [mm]	
26/24	
No. of Bores/N° fori	
4	
KIA	Ventilato/Vented


DI-K07	
	Pitch Circle Ø/Foro int.-Ø [mm]
	87
	Height/Altezza [mm]
	56,5
	Diam./Diam. [mm]
258,2	
Thickness/Spessore - Min [mm]	
26/24	
No. of Bores/N° fori	
6	
HONDA - KIA	Ventilato/Vented


DI-K12	
	Pitch Circle Ø/Foro int.-Ø [mm]
	57
	Height/Altezza [mm]
	48,8
	Diam./Diam. [mm]
257,7	
Thickness/Spessore - Min [mm]	
24/22	
No. of Bores/N° fori	
4	
KIA	Ventilato/Vented

DI-K08	
	Pitch Circle Ø/Foro int.-Ø [mm]
	55
	Height/Altezza [mm]
	45,3
	Diam./Diam. [mm]
234,3	
Thickness/Spessore - Min [mm]	
22/20	
No. of Bores/N° fori	
4	
KIA	Ventilato/Vented


DI-K13	
	Pitch Circle Ø/Foro int.-Ø [mm]
	86
	Height/Altezza [mm]
	25
	Diam./Diam. [mm]
255	
Thickness/Spessore - Min [mm]	
24/22	
No. of Bores/N° fori	
6	
ASIA MOTORS - KIA	Ventilato/Vented

DI-K09	
	Pitch Circle Ø/Foro int.-Ø [mm]
	96
	Height/Altezza [mm]
	51,2
	Diam./Diam. [mm]
283,6	
Thickness/Spessore - Min [mm]	
24/22	
No. of Bores/N° fori	
5	
KIA	Ventilato/Vented


DI-K14	
	Pitch Circle Ø/Foro int.-Ø [mm]
	69
	Height/Altezza [mm]
	47,7
	Diam./Diam. [mm]
256,5	
Thickness/Spessore - Min [mm]	
24,5/22,5	
No. of Bores/N° fori	
4	
KIA - HYUNDAI	Ventilato/Vented

DI-K10	
	Pitch Circle Ø/Foro int.-Ø [mm]
	62
	Height/Altezza [mm]
	49
	Diam./Diam. [mm]
240,6	
Thickness/Spessore - Min [mm]	
18/16	
No. of Bores/N° fori	
4	
KIA - HYUNDAI	Ventilato/Vented

DI-K15	
	Pitch Circle Ø/Foro int.-Ø [mm]
	69
	Height/Altezza [mm]
	47,5
	Diam./Diam. [mm]
279,7	
Thickness/Spessore - Min [mm]	
26/24	
No. of Bores/N° fori	
4	
HYUNDAI - KIA	Ventilato/Vented


DI-K11	
	Pitch Circle Ø/Foro int.-Ø [mm]
	72
	Height/Altezza [mm]
	51
	Diam./Diam. [mm]
273,7	
Thickness/Spessore - Min [mm]	
28/26	
No. of Bores/N° fori	
5	
KIA	Ventilato/Vented


DI-K16	
	Pitch Circle Ø/Foro int.-Ø [mm]
	55
	Height/Altezza [mm]
	51
	Diam./Diam. [mm]
254	
Thickness/Spessore - Min [mm]	
24/22	
No. of Bores/N° fori	
4	
KIA	Ventilato/Vented


DI-K17	
	Pitch Circle Ø/Foro int.-Ø [mm]
	69
	Height/Altezza [mm]
	47,8
	Diam./Diam. [mm]
274,7	
Thickness/Spessore - Min [mm]	
26/24	
No. of Bores/N° fori	
4	
KIA	Ventilato/Vented


DI-K22	
	Pitch Circle Ø/Foro int.-Ø [mm]
	93
	Height/Altezza [mm]
	25
	Diam./Diam. [mm]
261	
Thickness/Spessore - Min [mm]	
24/22	
No. of Bores/N° fori	
6	
KIA	Ventilato/Vented


DI-K18	
	Pitch Circle Ø/Foro int.-Ø [mm]
	62,3
	Height/Altezza [mm]
	46,9
	Diam./Diam. [mm]
255,9	
Thickness/Spessore - Min [mm]	
22/20	
No. of Bores/N° fori	
4	
HYUNDAI - KIA	Ventilato/Vented

DI-L00	
	Pitch Circle Ø/Foro int.-Ø [mm]
	66
	Height/Altezza [mm]
	52
	Diam./Diam. [mm]
277	
Thickness/Spessore - Min [mm]	
21/19	
No. of Bores/N° fori	
5	
LAND ROVER	Ventilato/Vented


DI-K19	
	Pitch Circle Ø/Foro int.-Ø [mm]
	69
	Height/Altezza [mm]
	45,4
	Diam./Diam. [mm]
255,9	
Thickness/Spessore - Min [mm]	
24/22	
No. of Bores/N° fori	
4	
KIA	Ventilato/Vented


DI-L01	
	Pitch Circle Ø/Foro int.-Ø [mm]
	70
	Height/Altezza [mm]
	92
	Diam./Diam. [mm]
297	
Thickness/Spessore - Min [mm]	
25/23	
No. of Bores/N° fori	
5	
LAND ROVER	Ventilato/Vented

DI-K20	
	Pitch Circle Ø/Foro int.-Ø [mm]
	62,5
	Height/Altezza [mm]
	49
	Diam./Diam. [mm]
252	
Thickness/Spessore - Min [mm]	
18/16	
No. of Holes/N° fori	
4	
KIA - HYUNDAI	Ventilato/Vented


DI-L02	
	Pitch Circle Ø/Foro int.-Ø [mm]
	79
	Height/Altezza [mm]
	63
	Diam./Diam. [mm]
360	
Thickness/Spessore - Min [mm]	
30/28	
No. of Bores/N° fori	
5	
LAND ROVER	Ventilato/Vented


DI-K21	
	Pitch Circle Ø/Foro int.-Ø [mm]
	96,5
	Height/Altezza [mm]
	54
	Diam./Diam. [mm]
300	
Thickness/Spessore - Min [mm]	
28/26	
No. of Bores/N° fori	
6	
KIA	Ventilato/Vented

DI-L03	
	Pitch Circle Ø/Foro int.-Ø [mm]
	79
	Height/Altezza [mm]
	82
	Diam./Diam. [mm]
360	
Thickness/Spessore - Min [mm]	
30/28	
No. of Bores/N° fori	
5	
LAND ROVER	Ventilato/Vented

DI-L04	
	Pitch Circle Ø/Foro int.-Ø [mm]
	79
	Height/Altezza [mm]
	63
	Diam./Diam. [mm]
	317
Thickness/Spessore - Min [mm]	
30/28	
No. of Bores/N° fori	
5	
LAND ROVER	Ventilato/Vented

DI-L09	
	Pitch Circle Ø/Foro int.-Ø [mm]
	101,5
	Height/Altezza [mm]
	71
	Diam./Diam. [mm]
	298
Thickness/Spessore - Min [mm]	
24/22	
No. of Bores/N° fori	
5	
LAND ROVER	Ventilato/Vented

DI-L05	
	Pitch Circle Ø/Foro int.-Ø [mm]
	63,5
	Height/Altezza [mm]
	52,5
	Diam./Diam. [mm]
	315
Thickness/Spessore - Min [mm]	
28/26	
No. of Bores/N° fori	
5	
LAND ROVER	Ventilato/Vented


DI-L10	
	Pitch Circle Ø/Foro int.-Ø [mm]
	66
	Height/Altezza [mm]
	51
	Diam./Diam. [mm]
	262
Thickness/Spessore - Min [mm]	
14/12	
No. of Bores/N° fori	
5	
LAND ROVER	Non Ventilato/Not Vented

DI-L06	
	Pitch Circle Ø/Foro int.-Ø [mm]
	79
	Height/Altezza [mm]
	76
	Diam./Diam. [mm]
	344
Thickness/Spessore - Min [mm]	
30/28	
No. of Bores/N° fori	
5	
LAND ROVER	Ventilato/Vented


DI-L11	
	Pitch Circle Ø/Foro int.-Ø [mm]
	79
	Height/Altezza [mm]
	76
	Diam./Diam. [mm]
	344
Thickness/Spessore - Min [mm]	
30/28	
No. of Bores/N° fori	
5	
LAND ROVER	Ventilato/Vented

DI-L07	
	Pitch Circle Ø/Foro int.-Ø [mm]
	70
	Height/Altezza [mm]
	65
	Diam./Diam. [mm]
	297
Thickness/Spessore - Min [mm]	
25/23	
No. of Bores/N° fori	
5	
LAND ROVER	Ventilato/Vented


DI-L12	
	Pitch Circle Ø/Foro int.-Ø [mm]
	101,5
	Height/Altezza [mm]
	70
	Diam./Diam. [mm]
	298,5
Thickness/Spessore - Min [mm]	
14/12	
No. of Bores/N° fori	
5	
LAND ROVER	Non Ventilato/Not Vented


DI-L08	
	Pitch Circle Ø/Foro int.-Ø [mm]
	79
	Height/Altezza [mm]
	62
	Diam./Diam. [mm]
	337
Thickness/Spessore - Min [mm]	
30/28	
No. of Bores/N° fori	
5	
LAND ROVER	Ventilato/Vented

DI-L13	
	Pitch Circle Ø/Foro int.-Ø [mm]
	63,5
	Height/Altezza [mm]
	52
	Diam./Diam. [mm]
	300
Thickness/Spessore - Min [mm]	
28/26	
No. of Bores/N° fori	
5	
LAND ROVER	Ventilato/Vented


DI-M00	
	Pitch Circle Ø/Foro int.-Ø [mm]
	58
	Height/Altezza [mm]
	38,6
	Diam./Diam. [mm]
279,9	
Thickness/Spessore - Min [mm]	
9/7,5	
No. of Bores/N° fori	
3	
SMART	Non Ventilato/Not Vented

DI-S03	
	Pitch Circle Ø/Foro int.-Ø [mm]
	85
	Height/Altezza [mm]
	56,7
	Diam./Diam. [mm]
293,8	
Thickness/Spessore - Min [mm]	
28/26	
No. of Bores/N° fori	
5	
SSANGYONG	Ventilato/Vented


DI-M01	
	Pitch Circle Ø/Foro int.-Ø [mm]
	69
	Height/Altezza [mm]
	45,8
	Diam./Diam. [mm]
255,6	
Thickness/Spessore - Min [mm]	
23,9/22	
No. of Bores/N° fori	
4	
SMART - MITSUBISHI	Ventilato/Vented


DI-S04	
	Pitch Circle Ø/Foro int.-Ø [mm]
	96
	Height/Altezza [mm]
	56
	Diam./Diam. [mm]
294	
Thickness/Spessore - Min [mm]	
26/24	
No. of Bores/N° fori	
6	
SSANGYONG	Ventilato/Vented


DI-S00	
	Pitch Circle Ø/Foro int.-Ø [mm]
	88
	Height/Altezza [mm]
	40,2
	Diam./Diam. [mm]
277,6	
Thickness/Spessore - Min [mm]	
24/22	
No. of Bores/N° fori	
6	
DAEWOO - SSANGYONG	Ventilato/Vented

DI-S05	
	Pitch Circle Ø/Foro int.-Ø [mm]
	96
	Height/Altezza [mm]
	55
	Diam./Diam. [mm]
296	
Thickness/Spessore - Min [mm]	
24/22	
No. of Bores/N° fori	
6	
SSANGYONG	Ventilato/Vented


DI-S01	
	Pitch Circle Ø/Foro int.-Ø [mm]
	88
	Height/Altezza [mm]
	33
	Diam./Diam. [mm]
293,7	
Thickness/Spessore - Min [mm]	
26/24	
No. of Bores/N° fori	
6	
DAEWOO - SSANGYONG	Ventilato/Vented


DI-S06	
	Pitch Circle Ø/Foro int.-Ø [mm]
	67
	Height/Altezza [mm]
	46
	Diam./Diam. [mm]
298	
Thickness/Spessore - Min [mm]	
26/24	
No. of Bores/N° fori	
5	
SSANGYONG	Ventilato/Vented


DI-S02	
	Pitch Circle Ø/Foro int.-Ø [mm]
	85
	Height/Altezza [mm]
	68
	Diam./Diam. [mm]
299,6	
Thickness/Spessore - Min [mm]	
28/26	
No. of Bores/N° fori	
5	
SSANGYONG	Ventilato/Vented

DI-W01	
	Pitch Circle Ø/Foro int.-Ø [mm]
	60
	Height/Altezza [mm]
	47,3
	Diam./Diam. [mm]
255,9	
Thickness/Spessore - Min [mm]	
24/22	
No. of Bores/N° fori	
4	
DAEWOO	Ventilato/Vented


DI-W04	
	Pitch Circle Ø/Foro int.-Ø [mm]
	86
	Height/Altezza [mm]
	35,7
	Diam./Diam. [mm]
235,9	
Thickness/Spessore - Min [mm]	
12,6/10	
No. of Bores/N° fori	
4	
CHEVROLET - DAEWOO	Non Ventilato/Not Vented

DI-W10	
	Pitch Circle Ø/Foro int.-Ø [mm]
	59
	Height/Altezza [mm]
	41
	Diam./Diam. [mm]
235,4	
Thickness/Spessore - Min [mm]	
20/18	
No. of Bores/N° fori	
4	
DAEWOO - CHEVROLET	Ventilato/Vented

DI-W05	
	Pitch Circle Ø/Foro int.-Ø [mm]
	60
	Height/Altezza [mm]
	41,2
	Diam./Diam. [mm]
255,8	
Thickness/Spessore - Min [mm]	
23,8/22	
No. of Bores/N° fori	
4	
DAEWOO	Ventilato/Vented


DI-W11	
	Pitch Circle Ø/Foro int.-Ø [mm]
	60
	Height/Altezza [mm]
	47,5
	Diam./Diam. [mm]
277,5	
Thickness/Spessore - Min [mm]	
24/22	
No. of Bores/N° fori	
4	
CHEVROLET	Ventilato/Vented

DI-W07	
	Pitch Circle Ø/Foro int.-Ø [mm]
	60
	Height/Altezza [mm]
	47,3
	Diam./Diam. [mm]
255,9	
Thickness/Spessore - Min [mm]	
24/22	
No. of Bores/N° fori	
4	
DAEWOO	Ventilato/Vented


DI-W12	
	Pitch Circle Ø/Foro int.-Ø [mm]
	71
	Height/Altezza [mm]
	52
	Diam./Diam. [mm]
296	
Thickness/Spessore - Min [mm]	
29/27	
No. of Bores/N° fori	
5	
CHEVROLET	Ventilato/Vented

DI-W08	
	Pitch Circle Ø/Foro int.-Ø [mm]
	60
	Height/Altezza [mm]
	47,4
	Diam./Diam. [mm]
255,7	
Thickness/Spessore - Min [mm]	
23,9/22	
No. of Bores/N° fori	
5	
DAEWOO	Ventilato/Vented


DI-W13	
	Pitch Circle Ø/Foro int.-Ø [mm]
	60
	Height/Altezza [mm]
	47,4
	Diam./Diam. [mm]
255,9	
Thickness/Spessore - Min [mm]	
24/22	
No. of Bores/N° fori	
4	
DAEWOO	Ventilato/Vented


DI-W09	
	Pitch Circle Ø/Foro int.-Ø [mm]
	60
	Height/Altezza [mm]
	47,2
	Diam./Diam. [mm]
255,5	
Thickness/Spessore - Min [mm]	
24,2/22	
No. of Bores/N° fori	
4	
CHEVROLET - DAEWOO	Ventilato/Vented

DI-W14	
	Pitch Circle Ø/Foro int.-Ø [mm]
	110
	Height/Altezza [mm]
	61,3
	Diam./Diam. [mm]
279,4	
Thickness/Spessore - Min [mm]	
22,4/21	
No. of Bores/N° fori	
5	
DAEWOO	Ventilato/Vented


DI-W15	
 <p>W15</p>	Pitch Circle Ø/Foro int.-Ø [mm]
	60
	Height/Altezza [mm]
	46
	Diam./Diam. [mm]
	276
Thickness/Spessore - Min [mm]	
26/24	
No. of Bores/N° fori	
5	
Ventilato/Vented	
OPEL - CHEVROLET	

DI-W16	
 <p>W16</p>	Pitch Circle Ø/Foro int.-Ø [mm]
	71
	Height/Altezza [mm]
	46
	Diam./Diam. [mm]
	300
Thickness/Spessore - Min [mm]	
26/24	
No. of Bores/N° fori	
5	
Ventilato/Vented	
CHEVROLET - OPEL	


DP-001	
	Pitch Circle Ø/Foro int.-Ø [mm]
	72
	Height/Altezza [mm]
	66,6
	Diam./Diam. [mm]
319,5	
Thickness/Spessore - Min [mm]	
14/13	
No. of Bores/N° fori	
5	
JEEP	Non Ventilato/Not Vented

DP-006	
	Pitch Circle Ø/Foro int.-Ø [mm]
	65
	Height/Altezza [mm]
	42
	Diam./Diam. [mm]
292	
Thickness/Spessore - Min [mm]	
20/18	
No. of Bores/N° fori	
5	
CADILLAC	Ventilato/Vented


DP-002	
	Pitch Circle Ø/Foro int.-Ø [mm]
	80
	Height/Altezza [mm]
	60,5
	Diam./Diam. [mm]
262	
Thickness/Spessore - Min [mm]	
10/9	
No. of Bores/N° fori	
5	
JEEP - DODGE	Non Ventilato/Not Vented


DP-007	
	Pitch Circle Ø/Foro int.-Ø [mm]
	65
	Height/Altezza [mm]
	42
	Diam./Diam. [mm]
278	
Thickness/Spessore - Min [mm]	
12/10	
No. of Bores/N° fori	
5	
CADILLAC	Non Ventilato/Not Vented

DP-003	
	Pitch Circle Ø/Foro int.-Ø [mm]
	101
	Height/Altezza [mm]
	81
	Diam./Diam. [mm]
313	
Thickness/Spessore - Min [mm]	
18/16	
No. of Bores/N° fori	
6	
GREAT WALL	Ventilato/Vented


DP-008	
	Pitch Circle Ø/Foro int.-Ø [mm]
	72
	Height/Altezza [mm]
	77
	Diam./Diam. [mm]
316	
Thickness/Spessore - Min [mm]	
12/10	
No. of Bores/N° fori	
5	
DODGE	Non Ventilato/Not Vented


DP-004	
	Pitch Circle Ø/Foro int.-Ø [mm]
	101
	Height/Altezza [mm]
	69
	Diam./Diam. [mm]
312	
Thickness/Spessore - Min [mm]	
12/10	
No. of Bores/N° fori	
6	
HUMMER	Non Ventilato/Not Vented


DP-009	
	Pitch Circle Ø/Foro int.-Ø [mm]
	71
	Height/Altezza [mm]
	48
	Diam./Diam. [mm]
298	
Thickness/Spessore - Min [mm]	
26/24	
No. of Bores/N° fori	
5	
CADILLAC	Ventilato/Vented


DP-005	
	Pitch Circle Ø/Foro int.-Ø [mm]
	118
	Height/Altezza [mm]
	87
	Diam./Diam. [mm]
330	
Thickness/Spessore - Min [mm]	
29/27	
No. of Bores/N° fori	
8	
HUMMER	Ventilato/Vented


DP-015	
	Pitch Circle Ø/Foro int.-Ø [mm]
	68
	Height/Altezza [mm]
	45,4
	Diam./Diam. [mm]
257,7	
Thickness/Spessore - Min [mm]	
10/9	
No. of Bores/N° fori	
4	
NISSAN	Non Ventilato/Not Vented

DP-016	
	Pitch Circle Ø/Foro int.-Ø [mm]
	68
	Height/Altezza [mm]
	45
	Diam./Diam. [mm]
	257,6
Thickness/Spessore - Min [mm]	
9/8	
No. of Bores/N° fori	
4	
NISSAN	Non Ventilato/Not Vented

DP-104	
	Pitch Circle Ø/Foro int.-Ø [mm]
	110
	Height/Altezza [mm]
	75
	Diam./Diam. [mm]
	290
Thickness/Spessore - Min [mm]	
22/20	
No. of Bores/N° fori	
8	
NISSAN	Ventilato/Vented

DP-100	
	Pitch Circle Ø/Foro int.-Ø [mm]
	68
	Height/Altezza [mm]
	63
	Diam./Diam. [mm]
	307,4
Thickness/Spessore - Min [mm]	
18/17	
No. of Bores/N° fori	
6	
NISSAN	Ventilato/Vented


DP-106	
	Pitch Circle Ø/Foro int.-Ø [mm]
	68
	Height/Altezza [mm]
	62
	Diam./Diam. [mm]
	308
Thickness/Spessore - Min [mm]	
16/14	
No. of Bores/N° fori	
5	
NISSAN - INFINITI	Ventilato/Vented


DP-101	
	Pitch Circle Ø/Foro int.-Ø [mm]
	68
	Height/Altezza [mm]
	44,7
	Diam./Diam. [mm]
	277,8
Thickness/Spessore - Min [mm]	
9/8	
No. of Bores/N° fori	
5	
NISSAN - INFINITI	Non Ventilato/Not Vented

DP-107	
	Pitch Circle Ø/Foro int.-Ø [mm]
	108
	Height/Altezza [mm]
	62,5
	Diam./Diam. [mm]
	280
Thickness/Spessore - Min [mm]	
16/13	
No. of Bores/N° fori	
6	
NISSAN	Non Ventilato/Not Vented


DP-102	
	Pitch Circle Ø/Foro int.-Ø [mm]
	90
	Height/Altezza [mm]
	68
	Diam./Diam. [mm]
	305
Thickness/Spessore - Min [mm]	
12/10	
No. of Bores/N° fori	
5	
NISSAN	Non Ventilato/Not Vented


DP-111	
	Pitch Circle Ø/Foro int.-Ø [mm]
	68
	Height/Altezza [mm]
	47
	Diam./Diam. [mm]
	257
Thickness/Spessore - Min [mm]	
10/9	
No. of Bores/N° fori	
4	
NISSAN	Non Ventilato/Not Vented


DP-103	
	Pitch Circle Ø/Foro int.-Ø [mm]
	64
	Height/Altezza [mm]
	104
	Diam./Diam. [mm]
	280
Thickness/Spessore - Min [mm]	
12/10	
No. of Bores/N° fori	
5	
NISSAN	Non Ventilato/Not Vented


DP-112	
	Pitch Circle Ø/Foro int.-Ø [mm]
	68
	Height/Altezza [mm]
	47
	Diam./Diam. [mm]
	289,4
Thickness/Spessore - Min [mm]	
10/9	
No. of Bores/N° fori	
5	
NISSAN	Non Ventilato/Not Vented


DP-113	
	Pitch Circle Ø/Foro int.-Ø [mm]
	68
	Height/Altezza [mm]
	57,4
	Diam./Diam. [mm]
281,6	
Thickness/Spessore - Min [mm]	
20/18	
No. of Bores/N° fori	
5	
NISSAN	Ventilato/Vented

DP-118	
	Pitch Circle Ø/Foro int.-Ø [mm]
	68
	Height/Altezza [mm]
	47,3
	Diam./Diam. [mm]
303,5	
Thickness/Spessore - Min [mm]	
20/18	
No. of Bores/N° fori	
5	
NISSAN	Ventilato/Vented


DP-114	
	Pitch Circle Ø/Foro int.-Ø [mm]
	68
	Height/Altezza [mm]
	47,5
	Diam./Diam. [mm]
290	
Thickness/Spessore - Min [mm]	
10/9	
No. of Bores/N° fori	
4	
NISSAN	Non Ventilato/Not Vented

DP-119	
	Pitch Circle Ø/Foro int.-Ø [mm]
	105
	Height/Altezza [mm]
	69,9
	Diam./Diam. [mm]
285,9	
Thickness/Spessore - Min [mm]	
18/16	
No. of Bores/N° fori	
6	
NISSAN	Ventilato/Vented

DP-115	
	Pitch Circle Ø/Foro int.-Ø [mm]
	68
	Height/Altezza [mm]
	47,3
	Diam./Diam. [mm]
289,5	
Thickness/Spessore - Min [mm]	
10/9	
No. of Bores/N° fori	
4	
NISSAN	Non Ventilato/Not Vented


DP-120	
	Pitch Circle Ø/Foro int.-Ø [mm]
	68
	Height/Altezza [mm]
	62
	Diam./Diam. [mm]
292	
Thickness/Spessore - Min [mm]	
9/7	
No. of Bores/N° fori	
5	
NISSAN	Non Ventilato/Not Vented


DP-116	
	Pitch Circle Ø/Foro int.-Ø [mm]
	111
	Height/Altezza [mm]
	80,3
	Diam./Diam. [mm]
316,4	
Thickness/Spessore - Min [mm]	
18/16	
No. of Bores/N° fori	
6	
NISSAN	Ventilato/Vented

DP-121	
	Pitch Circle Ø/Foro int.-Ø [mm]
	68
	Height/Altezza [mm]
	64
	Diam./Diam. [mm]
265,8	
Thickness/Spessore - Min [mm]	
9,2/8	
No. of Bores/N° fori	
4	
NISSAN	Non Ventilato/Not Vented

DP-117	
Image Not Available	Diam./Diam. [mm]
	290
	Brake Disc Thickness/Spessore disco freno [mm]
	10
	No. of Holes/N° fori
5	
NISSAN	Non Ventilato/Not Vented


DP-123	
	Pitch Circle Ø/Foro int.-Ø [mm]
	68
	Height/Altezza [mm]
	45,4
	Diam./Diam. [mm]
257	
Thickness/Spessore - Min [mm]	
10/9	
No. of Bores/N° fori	
5	
NISSAN	Non Ventilato/Not Vented


DP-124	
	Pitch Circle Ø/Foro int.-Ø [mm]
	46,2
	Height/Altezza [mm]
	73
	Diam./Diam. [mm]
	257
Thickness/Spessore - Min [mm]	
10,1/8	
No. of Bores/N° fori	
4	
NISSAN	Non Ventilato/Not Vented

DP-155	
	Pitch Circle Ø/Foro int.-Ø [mm]
	68
	Height/Altezza [mm]
	45
	Diam./Diam. [mm]
	277,5
Thickness/Spessore - Min [mm]	
10,1/9	
No. of Bores/N° fori	
4	
NISSAN	Non Ventilato/Not Vented

DP-126	
	Pitch Circle Ø/Foro int.-Ø [mm]
	68
	Height/Altezza [mm]
	45
	Diam./Diam. [mm]
	258
Thickness/Spessore - Min [mm]	
9/7	
No. of Bores/N° fori	
4	
NISSAN	Non Ventilato/Not Vented


DP-156	
	Pitch Circle Ø/Foro int.-Ø [mm]
	68
	Height/Altezza [mm]
	45,3
	Diam./Diam. [mm]
	277,4
Thickness/Spessore - Min [mm]	
10/8,4	
No. of Bores/N° fori	
5	
NISSAN	Non Ventilato/Not Vented


DP-130	
	Pitch Circle Ø/Foro int.-Ø [mm]
	68
	Height/Altezza [mm]
	40
	Diam./Diam. [mm]
	233,4
Thickness/Spessore - Min [mm]	
7/6	
No. of Bores/N° fori	
4	
NISSAN	Non Ventilato/Not Vented


DP-158	
	Pitch Circle Ø/Foro int.-Ø [mm]
	68
	Height/Altezza [mm]
	62,3
	Diam./Diam. [mm]
	292,4
Thickness/Spessore - Min [mm]	
16/15	
No. of Bores/N° fori	
5	
NISSAN	Ventilato/Vented


DP-131	
	Pitch Circle Ø/Foro int.-Ø [mm]
	68
	Height/Altezza [mm]
	33,4
	Diam./Diam. [mm]
	257,4
Thickness/Spessore - Min [mm]	
9/7	
No. of Bores/N° fori	
4	
NISSAN	Non Ventilato/Not Vented


DP-197	
	Pitch Circle Ø/Foro int.-Ø [mm]
	46
	Height/Altezza [mm]
	74,3
	Diam./Diam. [mm]
	285
Thickness/Spessore - Min [mm]	
10/9	
No. of Bores/N° fori	
4	
NISSAN	Non Ventilato/Not Vented


DP-136	
	Pitch Circle Ø/Foro int.-Ø [mm]
	52
	Height/Altezza [mm]
	81
	Diam./Diam. [mm]
	234
Thickness/Spessore - Min [mm]	
10,1/9	
No. of Bores/N° fori	
4	
NISSAN	Non Ventilato/Not Vented


DP-198	
	Pitch Circle Ø/Foro int.-Ø [mm]
	61
	Height/Altezza [mm]
	41,1
	Diam./Diam. [mm]
	239,3
Thickness/Spessore - Min [mm]	
7,1/6	
No. of Bores/N° fori	
4	
NISSAN	Non Ventilato/Not Vented


DP-199	
	Pitch Circle Ø/Foro int.-Ø [mm]
	68
	Height/Altezza [mm]
	64
	Diam./Diam. [mm]
	296,5
Thickness/Spessore - Min [mm]	
18/16	
No. of Bores/N° fori	
5	
NISSAN	Ventilato/Vented


DP-204	
	Pitch Circle Ø/Foro int.-Ø [mm]
	54
	Height/Altezza [mm]
	40,4
	Diam./Diam. [mm]
	262,5
Thickness/Spessore - Min [mm]	
10/9	
No. of Bores/N° fori	
4	
TOYOTA	Non Ventilato/Not Vented

DP-200	
	Pitch Circle Ø/Foro int.-Ø [mm]
	60
	Height/Altezza [mm]
	47,4
	Diam./Diam. [mm]
	230,5
Thickness/Spessore - Min [mm]	
10/9	
No. of Bores/N° fori	
4	
TOYOTA	Non Ventilato/Not Vented


DP-205	
	Pitch Circle Ø/Foro int.-Ø [mm]
	54
	Height/Altezza [mm]
	60
	Diam./Diam. [mm]
	267,8
Thickness/Spessore - Min [mm]	
10/9	
No. of Bores/N° fori	
5	
TOYOTA	Non Ventilato/Not Vented


DP-201	
	Pitch Circle Ø/Foro int.-Ø [mm]
	54
	Height/Altezza [mm]
	36,5
	Diam./Diam. [mm]
	241,9
Thickness/Spessore - Min [mm]	
9/8	
No. of Bores/N° fori	
4	
TOYOTA	Non Ventilato/Not Vented


DP-206	
	Pitch Circle Ø/Foro int.-Ø [mm]
	60
	Height/Altezza [mm]
	60,7
	Diam./Diam. [mm]
	264,4
Thickness/Spessore - Min [mm]	
18/17	
No. of Bores/N° fori	
4	
TOYOTA	Ventilato/Vented


DP-202	
	Pitch Circle Ø/Foro int.-Ø [mm]
	54
	Height/Altezza [mm]
	65
	Diam./Diam. [mm]
	268,7
Thickness/Spessore - Min [mm]	
10/9	
No. of Bores/N° fori	
5	
TOYOTA	Non Ventilato/Not Vented


DP-207	
	Pitch Circle Ø/Foro int.-Ø [mm]
	60
	Height/Altezza [mm]
	68,4
	Diam./Diam. [mm]
	290,6
Thickness/Spessore - Min [mm]	
18/17	
No. of Bores/N° fori	
5	
TOYOTA	Ventilato/Vented


DP-203	
	Pitch Circle Ø/Foro int.-Ø [mm]
	54
	Height/Altezza [mm]
	40,4
	Diam./Diam. [mm]
	240
Thickness/Spessore - Min [mm]	
10/9	
No. of Bores/N° fori	
4	
TOYOTA	Non Ventilato/Not Vented


DP-208	
	Pitch Circle Ø/Foro int.-Ø [mm]
	54
	Height/Altezza [mm]
	59,6
	Diam./Diam. [mm]
	287,5
Thickness/Spessore - Min [mm]	
10/9	
No. of Bores/N° fori	
5	
TOYOTA	Non Ventilato/Not Vented


DP-209	
	Pitch Circle Ø/Foro int.-Ø [mm]
	105,9
	Height/Altezza [mm]
	68,3
	Diam./Diam. [mm]
	311,8
Thickness/Spessore - Min [mm]	
18/16	
No. of Bores/N° fori	
6	
TOYOTA	Ventilato/Vented

DP-214	
	Pitch Circle Ø/Foro int.-Ø [mm]
	55
	Height/Altezza [mm]
	56
	Diam./Diam. [mm]
	280
Thickness/Spessore - Min [mm]	
10/9	
No. of Bores/N° fori	
5	
TOYOTA	Non Ventilato/Not Vented


DP-210	
	Pitch Circle Ø/Foro int.-Ø [mm]
	55
	Height/Altezza [mm]
	56
	Diam./Diam. [mm]
	268,8
Thickness/Spessore - Min [mm]	
9,1/8	
No. of Bores/N° fori	
5	
TOYOTA	Non Ventilato/Not Vented


DP-215	
	Pitch Circle Ø/Foro int.-Ø [mm]
	55
	Height/Altezza [mm]
	56,3
	Diam./Diam. [mm]
	278
Thickness/Spessore - Min [mm]	
9/8	
No. of Bores/N° fori	
4	
TOYOTA	Non Ventilato/Not Vented


DP-211	
	Pitch Circle Ø/Foro int.-Ø [mm]
	60
	Height/Altezza [mm]
	60,7
	Diam./Diam. [mm]
	260
Thickness/Spessore - Min [mm]	
18/17	
No. of Bores/N° fori	
4	
TOYOTA	Ventilato/Vented


DP-216	
	Pitch Circle Ø/Foro int.-Ø [mm]
	60
	Height/Altezza [mm]
	68
	Diam./Diam. [mm]
	291,2
Thickness/Spessore - Min [mm]	
16,1/15	
No. of Bores/N° fori	
5	
LEXUS	Ventilato/Vented


DP-212	
	Pitch Circle Ø/Foro int.-Ø [mm]
	106
	Height/Altezza [mm]
	102,7
	Diam./Diam. [mm]
	312
Thickness/Spessore - Min [mm]	
18/16	
No. of Bores/N° fori	
6	
TOYOTA	Ventilato/Vented


DP-217	
	Pitch Circle Ø/Foro int.-Ø [mm]
	55
	Height/Altezza [mm]
	56
	Diam./Diam. [mm]
	257,5
Thickness/Spessore - Min [mm]	
9/8	
No. of Bores/N° fori	
4	
TOYOTA	Non Ventilato/Not Vented


DP-213	
	Pitch Circle Ø/Foro int.-Ø [mm]
	62
	Height/Altezza [mm]
	46,5
	Diam./Diam. [mm]
	262,7
Thickness/Spessore - Min [mm]	
16/15	
No. of Bores/N° fori	
5	
TOYOTA	Ventilato/Vented


DP-218	
	Pitch Circle Ø/Foro int.-Ø [mm]
	55
	Height/Altezza [mm]
	56
	Diam./Diam. [mm]
	268,5
Thickness/Spessore - Min [mm]	
9/8	
No. of Bores/N° fori	
4	
TOYOTA	Non Ventilato/Not Vented


DP-219	
	Pitch Circle Ø/Foro int.-Ø [mm]
	105,7
	Height/Altezza [mm]
	102,8
	Diam./Diam. [mm]
	334,9
Thickness/Spessore - Min [mm]	
18/17	
No. of Bores/N° fori	
6	
TOYOTA	Ventilato/Vented


DP-224	
	Pitch Circle Ø/Foro int.-Ø [mm]
	55
	Height/Altezza [mm]
	65
	Diam./Diam. [mm]
	268,7
Thickness/Spessore - Min [mm]	
10/9	
No. of Bores/N° fori	
5	
TOYOTA	Non Ventilato/Not Vented


DP-220	
	Pitch Circle Ø/Foro int.-Ø [mm]
	55
	Height/Altezza [mm]
	41,5
	Diam./Diam. [mm]
	262,8
Thickness/Spessore - Min [mm]	
16/15	
No. of Bores/N° fori	
4	
TOYOTA	Ventilato/Vented


DP-225	
	Pitch Circle Ø/Foro int.-Ø [mm]
	62
	Height/Altezza [mm]
	65
	Diam./Diam. [mm]
	269,2
Thickness/Spessore - Min [mm]	
10,2/9	
No. of Bores/N° fori	
5	
TOYOTA - LEXUS	Non Ventilato/Not Vented


DP-221	
	Pitch Circle Ø/Foro int.-Ø [mm]
	62
	Height/Altezza [mm]
	62,5
	Diam./Diam. [mm]
	302,7
Thickness/Spessore - Min [mm]	
9/8	
No. of Bores/N° fori	
5	
TOYOTA - DR	Non Ventilato/Not Vented


DP-226	
	Pitch Circle Ø/Foro int.-Ø [mm]
	62
	Height/Altezza [mm]
	65,6
	Diam./Diam. [mm]
	287,4
Thickness/Spessore - Min [mm]	
10/9	
No. of Bores/N° fori	
5	
TOYOTA	Non Ventilato/Not Vented


DP-222	
	Pitch Circle Ø/Foro int.-Ø [mm]
	55
	Height/Altezza [mm]
	56
	Diam./Diam. [mm]
	268,1
Thickness/Spessore - Min [mm]	
9/8	
No. of Bores/N° fori	
4	
TOYOTA	Non Ventilato/Not Vented


DP-227	
	Pitch Circle Ø/Foro int.-Ø [mm]
	62
	Height/Altezza [mm]
	46,8
	Diam./Diam. [mm]
	280,5
Thickness/Spessore - Min [mm]	
22/20	
No. of Bores/N° fori	
5	
TOYOTA	Ventilato/Vented


DP-223	
	Pitch Circle Ø/Foro int.-Ø [mm]
	110
	Height/Altezza [mm]
	103
	Diam./Diam. [mm]
	329
Thickness/Spessore - Min [mm]	
18/17	
No. of Bores/N° fori	
5	
TOYOTA	Ventilato/Vented


DP-228	
	Pitch Circle Ø/Foro int.-Ø [mm]
	62
	Height/Altezza [mm]
	69,7
	Diam./Diam. [mm]
	287,8
Thickness/Spessore - Min [mm]	
10/9	
No. of Bores/N° fori	
5	
LEXUS	Non Ventilato/Not Vented

DP-229	
	Pitch Circle Ø/Foro int.-Ø [mm]
	62
	Height/Altezza [mm]
	63,7
	Diam./Diam. [mm]
306,7	
Thickness/Spessore - Min [mm]	
12/11	
No. of Bores/N° fori	
5	
LEXUS	Non Ventilato/Not Vented

DP-234	
	Pitch Circle Ø/Foro int.-Ø [mm]
	62
	Height/Altezza [mm]
	37
	Diam./Diam. [mm]
270	
Thickness/Spessore - Min [mm]	
10/8	
No. of Holes/N° fori	
5	
TOYOTA	Non Ventilato/Not Vented

DP-230	
	Pitch Circle Ø/Foro int.-Ø [mm]
	62
	Height/Altezza [mm]
	55
	Diam./Diam. [mm]
281	
Thickness/Spessore - Min [mm]	
12/10,5	
No. of Holes/N° fori	
5	
TOYOTA	Non Ventilato/Not Vented


DP-235	
	Pitch Circle Ø 1/Foro int.-Ø 1 [mm]
	56
	Height/Altezza [mm]
	36
	Diam./Diam. [mm]
265,5	
Thickness/Spessore - Min [mm]	
9/8	
No. of Bores/N° fori	
4	
TOYOTA	Non Ventilato/Not Vented


DP-231	
	Pitch Circle Ø/Foro int.-Ø [mm]
	62
	Height/Altezza [mm]
	57
	Diam./Diam. [mm]
289,8	
Thickness/Spessore - Min [mm]	
10/9	
No. of Bores/N° fori	
5	
TOYOTA	Non Ventilato/Not Vented

DP-236	
	Pitch Circle Ø/Foro int.-Ø [mm]
	55
	Height/Altezza [mm]
	65
	Diam./Diam. [mm]
288	
Thickness/Spessore - Min [mm]	
10/8	
No. of Bores/N° fori	
5	
TOYOTA	Non Ventilato/Not Vented

DP-232	
	Pitch Circle Ø/Foro int.-Ø [mm]
	55
	Height/Altezza [mm]
	32
	Diam./Diam. [mm]
258	
Thickness/Spessore - Min [mm]	
9/7,5	
No. of Bores/N° fori	
4	
TOYOTA	Non Ventilato/Not Vented


DP-237	
	Pitch Circle Ø/Foro int.-Ø [mm]
	112
	Height/Altezza [mm]
	77
	Diam./Diam. [mm]
345	
Thickness/Spessore - Min [mm]	
18/16	
No. of Bores/N° fori	
5	
TOYOTA	Ventilato/Vented

DP-233	
	Pitch Circle Ø/Foro int.-Ø [mm]
	62
	Height/Altezza [mm]
	62
	Diam./Diam. [mm]
291	
Thickness/Spessore - Min [mm]	
10/8,5	
No. of Bores/N° fori	
5	
LEXUS	Non Ventilato/Not Vented

DP-238	
	Pitch Circle Ø/Foro int.-Ø [mm]
	55
	Height/Altezza [mm]
	27
	Diam./Diam. [mm]
278	
Thickness/Spessore - Min [mm]	
9/7	
No. of Bores/N° fori	
4	
TOYOTA	Non Ventilato/Not Vented

DP-239

NEW




Pitch Circle Ø/Foro int.-Ø [mm]	55
Height/Altezza [mm]	42
Diam./Diam. [mm]	259
Thickness/Spessore - Min [mm]	9/7
No. of Bores/N° fori	5
Non Ventilato/Not Vented	

TOYOTA

DP-244

NEW




Pitch Circle Ø/Foro int.-Ø [mm]	55
Height/Altezza [mm]	62
Diam./Diam. [mm]	271
Thickness/Spessore - Min [mm]	10/8
No. of Bores/N° fori	5
Non Ventilato/Not Vented	

TOYOTA

DP-240

NEW




Pitch Circle Ø/Foro int.-Ø [mm]	62
Height/Altezza [mm]	34
Diam./Diam. [mm]	290
Thickness/Spessore - Min [mm]	11/9
No. of Bores/N° fori	5
Non Ventilato/Not Vented	

TOYOTA

DP-245

NEW



Pitch Circle Ø/Foro int.-Ø [mm]	62
Height/Altezza [mm]	59
Diam./Diam. [mm]	297
Thickness/Spessore - Min [mm]	11/9
No. of Bores/N° fori	5
Non Ventilato/Not Vented	

TOYOTA

DP-241

NEW




Pitch Circle Ø/Foro int.-Ø [mm]	55
Height/Altezza [mm]	31
Diam./Diam. [mm]	259
Thickness/Spessore - Min [mm]	9/7
No. of Bores/N° fori	5
Non Ventilato/Not Vented	

LEXUS - SUBARU - TOYOTA

DP-246

NEW




Pitch Circle Ø/Foro int.-Ø [mm]	62
Height/Altezza [mm]	68,7
Diam./Diam. [mm]	310
Thickness/Spessore - Min [mm]	18/16
No. of Bores/N° fori	5
Ventilato/Vented	

LEXUS

DP-242

NEW




Pitch Circle Ø/Foro int.-Ø [mm]	59
Height/Altezza [mm]	62
Diam./Diam. [mm]	276,5
Thickness/Spessore [mm]	8
No. of Bores/N° fori	5
Non Ventilato/Not Vented	

TOYOTA

DP-247

NEW




Pitch Circle Ø/Foro int.-Ø [mm]	62
Height/Altezza [mm]	66
Diam./Diam. [mm]	281
Thickness/Spessore - Min [mm]	10/8,5
No. of Bores/N° fori	5
Non Ventilato/Not Vented	

TOYOTA

DP-243

NEW




Pitch Circle Ø/Foro int.-Ø [mm]	62
Height/Altezza [mm]	31
Diam./Diam. [mm]	259
Thickness/Spessore - Min [mm]	9/7
No. of Bores/N° fori	5
Non Ventilato/Not Vented	

TOYOTA


DP-248


NEW





Pitch Circle Ø/Foro int.-Ø [mm]	55
Height/Altezza [mm]	60
Diam./Diam. [mm]	240
Thickness/Spessore - Min [mm]	10/9
No. of Bores/N° fori	4
Non Ventilato/Not Vented	


TOYOTA


DP-249	
 249 LEXUS	Pitch Circle Ø/Foro int.-Ø [mm]
	62
	Height/Altezza [mm]
	60
	Diam./Diam. [mm]
	288
Thickness/Spessore - Min [mm]	
10/9	
No. of Bores/N° fori	
5	
Non Ventilato/Not Vented	


DP-300	
 300 MAZDA	Pitch Circle Ø/Foro int.-Ø [mm]
	66
	Height/Altezza [mm]
	45,5
	Diam./Diam. [mm]
	253,8
Thickness/Spessore - Min [mm]	
10,1/9	
No. of Bores/N° fori	
4	
Non Ventilato/Not Vented	


DP-250	
 250 TOYOTA	Pitch Circle Ø/Foro int.-Ø [mm]
	62
	Height/Altezza [mm]
	62
	Diam./Diam. [mm]
	291
Thickness/Spessore - Min [mm]	
10/9	
No. of Bores/N° fori	
5	
Non Ventilato/Not Vented	


DP-301	
 301 MAZDA	Pitch Circle Ø/Foro int.-Ø [mm]
	48
	Height/Altezza [mm]
	72,5
	Diam./Diam. [mm]
	235,4
Thickness/Spessore - Min [mm]	
10/9	
No. of Bores/N° fori	
4	
Non Ventilato/Not Vented	


DP-251	
 251 TOYOTA	Pitch Circle Ø/Foro int.-Ø [mm]
	52
	Height/Altezza [mm]
	80
	Diam./Diam. [mm]
	240
Thickness/Spessore - Min [mm]	
9/8	
No. of Bores/N° fori	
4	
Non Ventilato/Not Vented	


DP-302	
 302 MAZDA	Pitch Circle Ø/Foro int.-Ø [mm]
	47,7
	Height/Altezza [mm]
	71,8
	Diam./Diam. [mm]
	258,8
Thickness/Spessore - Min [mm]	
10/9	
No. of Bores/N° fori	
5	
Non Ventilato/Not Vented	

DP-258	
 258 TOYOTA	Pitch Circle Ø/Foro int.-Ø [mm]
	62
	Height/Altezza [mm]
	69
	Diam./Diam. [mm]
	290,7
Thickness/Spessore - Min [mm]	
12/11	
No. of Bores/N° fori	
5	
Non Ventilato/Not Vented	

DP-303	
 303 MAZDA	Pitch Circle Ø/Foro int.-Ø [mm]
	75
	Height/Altezza [mm]
	30
	Diam./Diam. [mm]
	247
Thickness/Spessore - Min [mm]	
10/9	
No. of Bores/N° fori	
4	
Non Ventilato/Not Vented	


DP-259	
 259 TOYOTA - LEXUS	Pitch Circle Ø/Foro int.-Ø [mm]
	62
	Height/Altezza [mm]
	67,6
	Diam./Diam. [mm]
	306,6
Thickness/Spessore - Min [mm]	
16/15	
No. of Bores/N° fori	
5	
Ventilato/Vented	


DP-304	
 304 MAZDA	Pitch Circle Ø/Foro int.-Ø [mm]
	45,8
	Height/Altezza [mm]
	66,6
	Diam./Diam. [mm]
	221,7
Thickness/Spessore - Min [mm]	
10/8	
No. of Bores/N° fori	
4	
Non Ventilato/Not Vented	


DP-305	
	Pitch Circle Ø/Foro int.-Ø [mm]
	46
	Height/Altezza [mm]
	72,6
	Diam./Diam. [mm]
	254
Thickness/Spessore - Min [mm]	
10/9	
No. of Bores/N° fori	
4	
MAZDA	Non Ventilato/Not Vented


DP-310	
	Pitch Circle Ø/Foro int.-Ø [mm]
	68
	Height/Altezza [mm]
	56,5
	Diam./Diam. [mm]
	265,8
Thickness/Spessore - Min [mm]	
10/8	
No. of Bores/N° fori	
5	
MAZDA	Non Ventilato/Not Vented

DP-306	
	Pitch Circle Ø/Foro int.-Ø [mm]
	66
	Height/Altezza [mm]
	53,5
	Diam./Diam. [mm]
	272,4
Thickness/Spessore - Min [mm]	
20/18	
No. of Bores/N° fori	
5	
MAZDA	Ventilato/Vented


DP-312	
	Pitch Circle Ø/Foro int.-Ø [mm]
	55
	Height/Altezza [mm]
	35
	Diam./Diam. [mm]
	230,2
Thickness/Spessore - Min [mm]	
9/8	
No. of Bores/N° fori	
4	
MAZDA	Non Ventilato/Not Vented


DP-307	
	Pitch Circle Ø/Foro int.-Ø [mm]
	66
	Height/Altezza [mm]
	63
	Diam./Diam. [mm]
	257
Thickness/Spessore - Min [mm]	
20/18	
No. of Bores/N° fori	
4	
MAZDA	Ventilato/Vented


DP-313	
	Pitch Circle Ø/Foro int.-Ø [mm]
	47,7
	Height/Altezza [mm]
	74,4
	Diam./Diam. [mm]
	258,3
Thickness/Spessore - Min [mm]	
10,4/8	
No. of Bores/N° fori	
5	
MAZDA	Non Ventilato/Not Vented

DP-308	
	Pitch Circle Ø/Foro int.-Ø [mm]
	55
	Height/Altezza [mm]
	35
	Diam./Diam. [mm]
	250
Thickness/Spessore - Min [mm]	
9/8	
No. of Bores/N° fori	
4	
MAZDA	Non Ventilato/Not Vented


DP-314	
	Pitch Circle Ø/Foro int.-Ø [mm]
	72
	Height/Altezza [mm]
	40,3
	Diam./Diam. [mm]
	261
Thickness/Spessore - Min [mm]	
10/8	
No. of Bores/N° fori	
5	
MAZDA	Non Ventilato/Not Vented


DP-309	
	Pitch Circle Ø/Foro int.-Ø [mm]
	48
	Height/Altezza [mm]
	73,5
	Diam./Diam. [mm]
	258,6
Thickness/Spessore - Min [mm]	
10/8	
No. of Bores/N° fori	
5	
MAZDA	Non Ventilato/Not Vented


DP-315	
	Pitch Circle Ø/Foro int.-Ø [mm]
	72
	Height/Altezza [mm]
	40
	Diam./Diam. [mm]
	261
Thickness/Spessore - Min [mm]	
10/8	
No. of Bores/N° fori	
5	
MAZDA	Non Ventilato/Not Vented

DP-316	
	Pitch Circle Ø/Foro int.-Ø [mm]
	72
	Height/Altezza [mm]
	40,3
	Diam./Diam. [mm]
	279,3
Thickness/Spessore - Min [mm]	
10/9	
No. of Bores/N° fori	
5	
MAZDA	Non Ventilato/Not Vented


DP-322	
	Pitch Circle Ø/Foro int.-Ø [mm]
	55
	Height/Altezza [mm]
	41
	Diam./Diam. [mm]
	259
Thickness/Spessore - Min [mm]	
10/8,5	
No. of Bores/N° fori	
4	
MAZDA	Non Ventilato/Not Vented


DP-317	
	Pitch Circle Ø/Foro int.-Ø [mm]
	72
	Height/Altezza [mm]
	41
	Diam./Diam. [mm]
	279,7
Thickness/Spessore - Min [mm]	
11/10	
No. of Bores/N° fori	
5	
MAZDA	Non Ventilato/Not Vented


DP-323	
	Pitch Circle Ø/Foro int.-Ø [mm]
	72
	Height/Altezza [mm]
	41
	Diam./Diam. [mm]
	301,5
Thickness/Spessore - Min [mm]	
11/9	
No. of Bores/N° fori	
5	
MAZDA	Non Ventilato/Not Vented


DP-318	
	Pitch Circle Ø/Foro int.-Ø [mm]
	66
	Height/Altezza [mm]
	53
	Diam./Diam. [mm]
	261
Thickness/Spessore - Min [mm]	
10/8	
No. of Bores/N° fori	
5	
MAZDA	Non Ventilato/Not Vented


DP-324	
	Pitch Circle Ø/Foro int.-Ø [mm]
	72
	Height/Altezza [mm]
	57,5
	Diam./Diam. [mm]
	285,3
Thickness/Spessore - Min [mm]	
18/17	
No. of Bores/N° fori	
5	
MAZDA	Ventilato/Vented


DP-319	
	Pitch Circle Ø/Foro int.-Ø [mm]
	72
	Height/Altezza [mm]
	45
	Diam./Diam. [mm]
	294
Thickness/Spessore - Min [mm]	
20,2/19	
No. of Bores/N° fori	
5	
MAZDA	Ventilato/Vented


DP-325	
	Pitch Circle Ø/Foro int.-Ø [mm]
	55
	Height/Altezza [mm]
	35
	Diam./Diam. [mm]
	275,5
Thickness/Spessore - Min [mm]	
10/9	
No. of Bores/N° fori	
4	
MAZDA	Non Ventilato/Not Vented


DP-321	
	Pitch Circle Ø/Foro int.-Ø [mm]
	72
	Height/Altezza [mm]
	41,3
	Diam./Diam. [mm]
	264,5
Thickness/Spessore - Min [mm]	
11/9	
No. of Bores/N° fori	
5	
MAZDA	Non Ventilato/Not Vented


DP-326	
	Pitch Circle Ø/Foro int.-Ø [mm]
	72
	Height/Altezza [mm]
	57,2
	Diam./Diam. [mm]
	285,2
Thickness/Spessore - Min [mm]	
9,4/8	
No. of Bores/N° fori	
5	
MAZDA	Non Ventilato/Not Vented


DP-327	
	Pitch Circle Ø/Foro int.-Ø [mm]
	72
	Height/Altezza [mm]
	57
	Diam./Diam. [mm]
	302
Thickness/Spessore - Min [mm]	
18/16	
No. of Bores/N° fori	
5	
MAZDA	Ventilato/Vented

DP-400	
	Pitch Circle Ø/Foro int.-Ø [mm]
	46
	Height/Altezza [mm]
	72
	Diam./Diam. [mm]
	239
Thickness/Spessore - Min [mm]	
10/8	
No. of Bores/N° fori	
4	
HONDA	Non Ventilato/Not Vented


DP-328	
	Pitch Circle Ø/Foro int.-Ø [mm]
	72
	Height/Altezza [mm]
	43
	Diam./Diam. [mm]
	314
Thickness/Spessore - Min [mm]	
11/9	
No. of Bores/N° fori	
5	
MAZDA	Non Ventilato/Not Vented


DP-401	
	Pitch Circle Ø/Foro int.-Ø [mm]
	45
	Height/Altezza [mm]
	62
	Diam./Diam. [mm]
	239
Thickness/Spessore - Min [mm]	
10/9	
No. of Bores/N° fori	
4	
HONDA	Non Ventilato/Not Vented


DP-329	
	Pitch Circle Ø/Foro int.-Ø [mm]
	72
	Height/Altezza [mm]
	57
	Diam./Diam. [mm]
	325
Thickness/Spessore - Min [mm]	
18/16	
No. of Bores/N° fori	
5	
MAZDA	Ventilato/Vented

DP-402	
	Pitch Circle Ø/Foro int.-Ø [mm]
	61
	Height/Altezza [mm]
	48
	Diam./Diam. [mm]
	238
Thickness/Spessore - Min [mm]	
10/8	
No. of Bores/N° fori	
4	
HONDA - ROVER	Non Ventilato/Not Vented

DP-365	
	Pitch Circle Ø/Foro int.-Ø [mm]
	72
	Height/Altezza [mm]
	56
	Diam./Diam. [mm]
	301,6
Thickness/Spessore - Min [mm]	
12/11	
No. of Bores/N° fori	
5	
MAZDA	Non Ventilato/Not Vented

DP-404	
	Pitch Circle Ø/Foro int.-Ø [mm]
	64
	Height/Altezza [mm]
	43,3
	Diam./Diam. [mm]
	259,6
Thickness/Spessore - Min [mm]	
10/8	
No. of Bores/N° fori	
4	
HONDA	Non Ventilato/Not Vented

DP-399	
	Pitch Circle Ø/Foro int.-Ø [mm]
	72
	Height/Altezza [mm]
	34,9
	Diam./Diam. [mm]
	250,4
Thickness/Spessore - Min [mm]	
9/8	
No. of Bores/N° fori	
5	
MAZDA	Non Ventilato/Not Vented


DP-405	
	Pitch Circle Ø/Foro int.-Ø [mm]
	64
	Height/Altezza [mm]
	43,6
	Diam./Diam. [mm]
	260
Thickness/Spessore - Min [mm]	
10/8,5	
No. of Bores/N° fori	
4	
HONDA	Non Ventilato/Not Vented

DP-406	
	Pitch Circle Ø/Foro int.-Ø [mm]
	64
	Height/Altezza [mm]
	53,7
	Diam./Diam. [mm]
	259,9
Thickness/Spessore - Min [mm]	
10/8	
No. of Bores/N° fori	
4	
HONDA - ROVER	Non Ventilato/Not Vented


DP-411	
	Pitch Circle Ø/Foro int.-Ø [mm]
	69,4
	Height/Altezza [mm]
	61
	Diam./Diam. [mm]
	281,6
Thickness/Spessore - Min [mm]	
9/7,5	
No. of Bores/N° fori	
5	
HONDA	Non Ventilato/Not Vented


DP-407	
	Pitch Circle Ø/Foro int.-Ø [mm]
	64
	Height/Altezza [mm]
	49,3
	Diam./Diam. [mm]
	259,6
Thickness/Spessore - Min [mm]	
10/8	
No. of Bores/N° fori	
4	
HONDA	Non Ventilato/Not Vented


DP-412	
	Pitch Circle Ø/Foro int.-Ø [mm]
	64,2
	Height/Altezza [mm]
	42,1
	Diam./Diam. [mm]
	260
Thickness/Spessore - Min [mm]	
9/7,5	
No. of Bores/N° fori	
5	
HONDA	Non Ventilato/Not Vented


DP-408	
	Pitch Circle Ø/Foro int.-Ø [mm]
	86
	Height/Altezza [mm]
	41,2
	Diam./Diam. [mm]
	230,7
Thickness/Spessore - Min [mm]	
12/10,5	
No. of Bores/N° fori	
4	
HONDA	Non Ventilato/Not Vented


DP-413	
	Pitch Circle Ø/Foro int.-Ø [mm]
	64
	Height/Altezza [mm]
	43
	Diam./Diam. [mm]
	260
Thickness/Spessore - Min [mm]	
9/7	
No. of Bores/N° fori	
4	
HONDA	Non Ventilato/Not Vented


DP-409	
	Pitch Circle Ø/Foro int.-Ø [mm]
	61
	Height/Altezza [mm]
	47,7
	Diam./Diam. [mm]
	237,6
Thickness/Spessore - Min [mm]	
9/8	
No. of Bores/N° fori	
4	
HONDA	Non Ventilato/Not Vented


DP-414	
	Pitch Circle Ø/Foro int.-Ø [mm]
	64,5
	Height/Altezza [mm]
	64
	Diam./Diam. [mm]
	259,5
Thickness/Spessore - Min [mm]	
10/9	
No. of Bores/N° fori	
4	
HONDA	Non Ventilato/Not Vented


DP-410	
	Pitch Circle Ø/Foro int.-Ø [mm]
	64
	Height/Altezza [mm]
	43,4
	Diam./Diam. [mm]
	258,6
Thickness/Spessore - Min [mm]	
10/8	
No. of Bores/N° fori	
4	
HONDA	Non Ventilato/Not Vented


DP-415	
	Pitch Circle Ø/Foro int.-Ø [mm]
	64
	Height/Altezza [mm]
	49
	Diam./Diam. [mm]
	282
Thickness/Spessore - Min [mm]	
9/7	
No. of Bores/N° fori	
5	
HONDA	Non Ventilato/Not Vented


DP-416	
	Pitch Circle Ø/Foro int.-Ø [mm]
	70
	Height/Altezza [mm]
	61
	Diam./Diam. [mm]
	305
Thickness/Spessore - Min [mm]	
9/7	
No. of Bores/N° fori	
5	
HONDA	Non Ventilato/Not Vented


DP-441	
	Pitch Circle Ø/Foro int.-Ø [mm]
	64
	Height/Altezza [mm]
	58,7
	Diam./Diam. [mm]
	281,6
Thickness/Spessore - Min [mm]	
9/7,5	
No. of Bores/N° fori	
5	
HONDA	Non Ventilato/Not Vented


DP-417	
	Pitch Circle Ø/Foro int.-Ø [mm]
	61
	Height/Altezza [mm]
	34
	Diam./Diam. [mm]
	239
Thickness/Spessore - Min [mm]	
9/7	
No. of Bores/N° fori	
4	
HONDA	Non Ventilato/Not Vented


DP-442	
	Pitch Circle Ø/Foro int.-Ø [mm]
	64
	Height/Altezza [mm]
	61
	Diam./Diam. [mm]
	281,5
Thickness/Spessore - Min [mm]	
9/8	
No. of Bores/N° fori	
5	
HONDA	Non Ventilato/Not Vented

DP-418	
	Pitch Circle Ø/Foro int.-Ø [mm]
	61
	Height/Altezza [mm]
	32
	Diam./Diam. [mm]
	260
Thickness/Spessore - Min [mm]	
9/7	
No. of Bores/N° fori	
4	
HONDA	Non Ventilato/Not Vented

DP-443	
	Pitch Circle Ø/Foro int.-Ø [mm]
	64
	Height/Altezza [mm]
	49,2
	Diam./Diam. [mm]
	259,5
Thickness/Spessore - Min [mm]	
10/9	
No. of Bores/N° fori	
5	
HONDA	Non Ventilato/Not Vented

DP-419	
	Pitch Circle Ø/Foro int.-Ø [mm]
	64
	Height/Altezza [mm]
	48,5
	Diam./Diam. [mm]
	260
Thickness/Spessore - Min [mm]	
9/7	
No. of Bores/N° fori	
5	
HONDA	Non Ventilato/Not Vented


DP-444	
	Pitch Circle Ø/Foro int.-Ø [mm]
	64
	Height/Altezza [mm]
	61
	Diam./Diam. [mm]
	304,4
Thickness/Spessore - Min [mm]	
9/8	
No. of Bores/N° fori	
5	
HONDA	Non Ventilato/Not Vented


DP-420	
	Pitch Circle Ø/Foro int.-Ø [mm]
	70
	Height/Altezza [mm]
	61
	Diam./Diam. [mm]
	281
Thickness/Spessore - Min [mm]	
12/10	
No. of Bores/N° fori	
5	
HONDA	Non Ventilato/Not Vented


DP-446	
	Pitch Circle Ø/Foro int.-Ø [mm]
	64
	Height/Altezza [mm]
	49
	Diam./Diam. [mm]
	259,7
Thickness/Spessore - Min [mm]	
10/9	
No. of Bores/N° fori	
5	
HONDA	Non Ventilato/Not Vented

DP-494	
	Pitch Circle Ø/Foro int.-Ø [mm]
	64
	Height/Altezza [mm]
	64,1
	Diam./Diam. [mm]
260	
Thickness/Spessore - Min [mm]	
10,1/9	
No. of Bores/N° fori	
5	
HONDA	Non Ventilato/Not Vented


DP-500	
	Pitch Circle Ø/Foro int.-Ø [mm]
	89,7
	Height/Altezza [mm]
	48,2
	Diam./Diam. [mm]
246,5	
Thickness/Spessore - Min [mm]	
10/8,4	
No. of Bores/N° fori	
4	
mitsubishi	Non Ventilato/Not Vented


DP-495	
	Pitch Circle Ø/Foro int.-Ø [mm]
	61
	Height/Altezza [mm]
	49
	Diam./Diam. [mm]
259,5	
Thickness/Spessore - Min [mm]	
10/8	
No. of Bores/N° fori	
4	
HONDA	Non Ventilato/Not Vented


DP-501	
	Pitch Circle Ø/Foro int.-Ø [mm]
	80
	Height/Altezza [mm]
	59
	Diam./Diam. [mm]
302	
Thickness/Spessore - Min [mm]	
10/8,5	
No. of Bores/N° fori	
5	
mitsubishi	Non Ventilato/Not Vented

DP-496	
	Pitch Circle Ø/Foro int.-Ø [mm]
	64
	Height/Altezza [mm]
	58,5
	Diam./Diam. [mm]
282	
Thickness/Spessore - Min [mm]	
12/10	
No. of Bores/N° fori	
5	
HONDA	Non Ventilato/Not Vented


DP-502	
	Pitch Circle Ø/Foro int.-Ø [mm]
	90
	Height/Altezza [mm]
	48,2
	Diam./Diam. [mm]
230,9	
Thickness/Spessore - Min [mm]	
10/8,4	
No. of Bores/N° fori	
4	
mitsubishi	Non Ventilato/Not Vented


DP-497	
	Pitch Circle Ø/Foro int.-Ø [mm]
	63,7
	Height/Altezza [mm]
	42,6
	Diam./Diam. [mm]
282	
Thickness/Spessore - Min [mm]	
12/10,5	
No. of Bores/N° fori	
5	
HONDA	Non Ventilato/Not Vented


DP-503	
	Pitch Circle Ø/Foro int.-Ø [mm]
	89,8
	Height/Altezza [mm]
	60,5
	Diam./Diam. [mm]
262	
Thickness/Spessore - Min [mm]	
9,5/8	
No. of Bores/N° fori	
5	
mitsubishi	Non Ventilato/Not Vented


DP-498	
	Pitch Circle Ø/Foro int.-Ø [mm]
	48
	Height/Altezza [mm]
	34
	Diam./Diam. [mm]
238,8	
Thickness/Spessore - Min [mm]	
10/8	
No. of Bores/N° fori	
4	
ROVER - HONDA	Non Ventilato/Not Vented


DP-504	
Image Not Available	Pitch Circle Ø/Foro int.-Ø [mm]
	90
	Height/Altezza [mm]
	47
	Diam./Diam. [mm]
247	
Thickness/Spessore - Min [mm]	
18/16	
	Ventilato/Vented
mitsubishi	


DP-505	
	Pitch Circle Ø/Foro int.-Ø [mm]
	90
	Height/Altezza [mm]
	47
	Diam./Diam. [mm]
266	
Thickness/Spessore - Min [mm]	
18/16	
No. of Bores/N° fori	
5	
VENTILATO/VENTED	
MITSUBISHI	


DP-511	
	Pitch Circle Ø/Foro int.-Ø [mm]
	90
	Height/Altezza [mm]
	41
	Diam./Diam. [mm]
260	
Thickness/Spessore - Min [mm]	
10/8,5	
No. of Bores/N° fori	
4	
Non Ventilato/Not Vented	
MITSUBISHI	


DP-506	
	Pitch Circle Ø/Foro int.-Ø [mm]
	51,4
	Height/Altezza [mm]
	72
	Diam./Diam. [mm]
265	
Thickness/Spessore - Min [mm]	
10/8,4	
No. of Bores/N° fori	
4	
Non Ventilato/Not Vented	
MITSUBISHI	


DP-512	
	Pitch Circle Ø/Foro int.-Ø [mm]
	90
	Height/Altezza [mm]
	51,3
	Diam./Diam. [mm]
296,6	
Thickness/Spessore - Min [mm]	
20/18	
No. of Bores/N° fori	
5	
Ventilato/Vented	
MITSUBISHI	


DP-508	
	Pitch Circle Ø/Foro int.-Ø [mm]
	90
	Height/Altezza [mm]
	49,9
	Diam./Diam. [mm]
265	
Thickness/Spessore - Min [mm]	
10/8,4	
No. of Bores/N° fori	
4	
Non Ventilato/Not Vented	
MITSUBISHI	


DP-513	
	Pitch Circle Ø/Foro int.-Ø [mm]
	90
	Height/Altezza [mm]
	65,8
	Diam./Diam. [mm]
265,6	
Thickness/Spessore - Min [mm]	
18/16,4	
No. of Bores/N° fori	
5	
Ventilato/Vented	
MITSUBISHI	

DP-509	
	Pitch Circle Ø/Foro int.-Ø [mm]
	90
	Height/Altezza [mm]
	46,4
	Diam./Diam. [mm]
262,3	
Thickness/Spessore - Min [mm]	
12/10	
No. of Bores/N° fori	
4	
Non Ventilato/Not Vented	
HYUNDAI	

DP-514	
	Pitch Circle Ø/Foro int.-Ø [mm]
	64
	Height/Altezza [mm]
	42
	Diam./Diam. [mm]
260	
Thickness/Spessore - Min [mm]	
10/8,4	
No. of Bores/N° fori	
4	
Non Ventilato/Not Vented	
MITSUBISHI - PROTON	


DP-510	
	Pitch Circle Ø/Foro int.-Ø [mm]
	90
	Height/Altezza [mm]
	60,4
	Diam./Diam. [mm]
261,9	
Thickness/Spessore - Min [mm]	
10/8,4	
No. of Bores/N° fori	
4	
Non Ventilato/Not Vented	
MITSUBISHI	

DP-515	
	Pitch Circle Ø/Foro int.-Ø [mm]
	94
	Height/Altezza [mm]
	72,6
	Diam./Diam. [mm]
299,9	
Thickness/Spessore - Min [mm]	
22/20	
No. of Bores/N° fori	
6	
Ventilato/Vented	
MITSUBISHI	


DP-516	
	Pitch Circle Ø/Foro int.-Ø [mm]
	94
	Height/Altezza [mm]
	74
	Diam./Diam. [mm]
	333
Thickness/Spessore - Min [mm]	
18/16	
No. of Bores/N° fori	
6	
MITSUBISHI	Ventilato/Vented


DP-595	
	Pitch Circle Ø/Foro int.-Ø [mm]
	90
	Height/Altezza [mm]
	53,3
	Diam./Diam. [mm]
	284
Thickness/Spessore - Min [mm]	
20/18,4	
No. of Bores/N° fori	
5	
MITSUBISHI	Ventilato/Vented

DP-517	
	Inner Diam./Diam. int. [mm]
	79,5
	Height/Altezza [mm]
	60
	Diam./Diam. [mm]
	262
Thickness/Spessore - Min [mm]	
10/8	
No. of Bores/N° fori	
5	
MITSUBISHI	Non Ventilato/Not Vented


DP-596	
	Pitch Circle Ø/Foro int.-Ø [mm]
	76
	Height/Altezza [mm]
	40,5
	Diam./Diam. [mm]
	258
Thickness/Spessore - Min [mm]	
10/8,5	
No. of Bores/N° fori	
4	
HYUNDAI	Non Ventilato/Not Vented

DP-520	
	Pitch Circle Ø/Foro int.-Ø [mm]
	69
	Height/Altezza [mm]
	60,6
	Diam./Diam. [mm]
	301,5
Thickness/Spessore - Min [mm]	
10/8,5	
No. of Bores/N° fori	
5	
MITSUBISHI	Non Ventilato/Not Vented


DP-597	
	Pitch Circle Ø/Foro int.-Ø [mm]
	90
	Height/Altezza [mm]
	50
	Diam./Diam. [mm]
	263,8
Thickness/Spessore - Min [mm]	
10/8,4	
No. of Bores/N° fori	
5	
MITSUBISHI	Non Ventilato/Not Vented


DP-521	
	Pitch Circle Ø/Foro int.-Ø [mm]
	90
	Height/Altezza [mm]
	60,5
	Diam./Diam. [mm]
	261,7
Thickness/Spessore - Min [mm]	
10/9	
No. of Bores/N° fori	
5	
MITSUBISHI	Non Ventilato/Not Vented


DP-598	
	Pitch Circle Ø/Foro int.-Ø [mm]
	108
	Height/Altezza [mm]
	84,4
	Diam./Diam. [mm]
	314,7
Thickness/Spessore - Min [mm]	
18/16	
No. of Bores/N° fori	
6	
MITSUBISHI	Non Ventilato/Not Vented


DP-523	
	Pitch Circle Ø/Foro int.-Ø [mm]
	90
	Height/Altezza [mm]
	60,5
	Diam./Diam. [mm]
	283,8
Thickness/Spessore - Min [mm]	
20/18,5	
No. of Bores/N° fori	
5	
MITSUBISHI	Ventilato/Vented


DP-599	
	Pitch Circle Ø/Foro int.-Ø [mm]
	90
	Height/Altezza [mm]
	60,2
	Diam./Diam. [mm]
	265,8
Thickness/Spessore - Min [mm]	
18/16,4	
No. of Bores/N° fori	
4	
MITSUBISHI	Ventilato/Vented


DP-600	
	Pitch Circle Ø/Foro int.-Ø [mm]
	47,8
	Height/Altezza [mm]
	72
	Diam./Diam. [mm]
231	
Thickness/Spessore - Min [mm]	
9/7,4	
No. of Bores/N° fori	
4	
DAIHATSU	Non Ventilato/Not Vented


DP-701	
	Pitch Circle Ø/Foro int.-Ø [mm]
	58
	Height/Altezza [mm]
	67,7
	Diam./Diam. [mm]
265,4	
Thickness/Spessore - Min [mm]	
10/8,5	
No. of Bores/N° fori	
5	
SUBARU	Non Ventilato/Not Vented


DP-602	
	Pitch Circle Ø/Foro int.-Ø [mm]
	56
	Height/Altezza [mm]
	40,5
	Diam./Diam. [mm]
236	
Thickness/Spessore - Min [mm]	
10/8,5	
No. of Bores/N° fori	
4	
DAIHATSU	Non Ventilato/Not Vented


DP-702	
	Pitch Circle Ø/Foro int.-Ø [mm]
	58
	Height/Altezza [mm]
	67,6
	Diam./Diam. [mm]
265	
Thickness/Spessore - Min [mm]	
18,2/16	
No. of Bores/N° fori	
5	
SUBARU	Ventilato/Vented


DP-603	
	Pitch Circle Ø/Foro int.-Ø [mm]
	56
	Height/Altezza [mm]
	37
	Diam./Diam. [mm]
231	
Thickness/Spessore - Min [mm]	
9,2/8	
No. of Bores/N° fori	
4	
DAIHATSU	Non Ventilato/Not Vented


DP-703	
	Pitch Circle Ø/Foro int.-Ø [mm]
	58
	Height/Altezza [mm]
	67,4
	Diam./Diam. [mm]
289,3	
Thickness/Spessore - Min [mm]	
10/8,5	
No. of Bores/N° fori	
5	
SUBARU	Non Ventilato/Not Vented

DP-604	
	Pitch Circle Ø/Foro int.-Ø [mm]
	36
	Height/Altezza [mm]
	72
	Diam./Diam. [mm]
231	
Thickness/Spessore - Min [mm]	
9/7	
No. of Bores/N° fori	
4	
DAIHATSU	Non Ventilato/Not Vented


DP-704	
	Pitch Circle Ø/Foro int.-Ø [mm]
	58
	Height/Altezza [mm]
	68
	Diam./Diam. [mm]
319,5	
Thickness/Spessore - Min [mm]	
18/16	
No. of Bores/N° fori	
5	
SUBARU	Ventilato/Vented


DP-700	
	Pitch Circle Ø/Foro int.-Ø [mm]
	80
	Height/Altezza [mm]
	42,5
	Diam./Diam. [mm]
226	
Thickness/Spessore - Min [mm]	
10/9	
No. of Bores/N° fori	
4	
SUBARU	Non Ventilato/Not Vented


DP-705	
	Pitch Circle Ø/Foro int.-Ø [mm]
	58
	Height/Altezza [mm]
	68
	Diam./Diam. [mm]
289,4	
Thickness/Spessore - Min [mm]	
18/16,5	
No. of Bores/N° fori	
5	
SUBARU	Ventilato/Vented


DP-706	
	Pitch Circle Ø/Foro int.-Ø [mm]
	58
	Height/Altezza [mm]
	67,5
	Diam./Diam. [mm]
273,4	
Thickness/Spessore - Min [mm]	
10/8,5	
No. of Bores/N° fori	
5	
SUBARU	Non Ventilato/Not Vented


DP-801	
	Pitch Circle Ø/Foro int.-Ø [mm]
	62
	Height/Altezza [mm]
	43,5
	Diam./Diam. [mm]
259	
Thickness/Spessore - Min [mm]	
9/7	
No. of Holes/N° fori	
4	
SUZUKI	Non Ventilato/Not Vented


DP-707	
	Pitch Circle Ø/Foro int.-Ø [mm]
	58
	Height/Altezza [mm]
	68
	Diam./Diam. [mm]
290	
Thickness/Spessore - Min [mm]	
10/8	
No. of Bores/N° fori	
5	
SUBARU	Non Ventilato/Not Vented


DP-900	
	Pitch Circle Ø/Foro int.-Ø [mm]
	96,5
	Height/Altezza [mm]
	47,4
	Diam./Diam. [mm]
265	
Thickness/Spessore - Min [mm]	
11,9/10,6	
No. of Bores/N° fori	
6	
ISUZU	Non Ventilato/Not Vented

DP-708	
	Pitch Circle Ø/Foro int.-Ø [mm]
	58
	Height/Altezza [mm]
	64
	Diam./Diam. [mm]
286	
Thickness/Spessore - Min [mm]	
10/8,5	
No. of Bores/N° fori	
5	
SUBARU	Non Ventilato/Not Vented

DP-902	
	Pitch Circle Ø/Foro int.-Ø [mm]
	72
	Height/Altezza [mm]
	77
	Diam./Diam. [mm]
316	
Thickness/Spessore - Min [mm]	
12/10	
No. of Bores/N° fori	
5	
JEEP	Non Ventilato/Not Vented


DP-709	
	Pitch Circle Ø/Foro int.-Ø [mm]
	58
	Height/Altezza [mm]
	68
	Diam./Diam. [mm]
316	
Thickness/Spessore - Min [mm]	
20/18	
No. of Bores/N° fori	
5	
SUBARU	Ventilato/Vented


DP-903	
	Pitch Circle Ø/Foro int.-Ø [mm]
	73
	Height/Altezza [mm]
	69
	Diam./Diam. [mm]
320	
Thickness/Spessore - Min [mm]	
22/20	
No. of Bores/N° fori	
5	
CHRYSLER	Ventilato/Vented

DP-800	
	Pitch Circle Ø/Foro int.-Ø [mm]
	64,2
	Height/Altezza [mm]
	35,3
	Diam./Diam. [mm]
240	
Thickness/Spessore - Min [mm]	
10/8	
No. of Bores/N° fori	
4	
SUZUKI	Non Ventilato/Not Vented


DP-904	
	Pitch Circle Ø/Foro int.-Ø [mm]
	80
	Height/Altezza [mm]
	62
	Diam./Diam. [mm]
302	
Thickness/Spessore - Min [mm]	
10/8,5	
No. of Bores/N° fori	
5	
DODGE - JEEP - CHRYSLER - MITSUBISHI	Non Ventilato/Not Vented

DP-905		
	Pitch Circle Ø/Foro int.-Ø [mm]	72
	Height/Altezza [mm]	60
	Diam./Diam. [mm]	285
	Thickness/Spessore - Min [mm]	12/10
	No. of Bores/N° fori	5
	Non Ventilato/Not Vented	
JEEP		

DP-993		
	Pitch Circle Ø/Foro int.-Ø [mm]	72
	Height/Altezza [mm]	57
	Diam./Diam. [mm]	289,7
	Thickness/Spessore - Min [mm]	12,5/11,3
	No. of Bores/N° fori	5
	Non Ventilato/Not Vented	
CHRYSLER		

DP-906		
	Pitch Circle Ø/Foro int.-Ø [mm]	72
	Height/Altezza [mm]	35
	Diam./Diam. [mm]	305
	Thickness/Spessore - Min [mm]	12/10
	No. of Bores/N° fori	5
	Non Ventilato/Not Vented	
DODGE - CHRYSLER		

DP-994		
	Pitch Circle Ø/Foro int.-Ø [mm]	57,6
	Height/Altezza [mm]	53,6
	Diam./Diam. [mm]	269,6
	Thickness/Spessore - Min [mm]	9,1/7,3
	No. of Bores/N° fori	5
	Non Ventilato/Not Vented	
CHRYSLER		


DP-907		
	Pitch Circle Ø/Foro int.-Ø [mm]	72
	Height/Altezza [mm]	64
	Diam./Diam. [mm]	330
	Thickness/Spessore - Min [mm]	22/20
	No. of Bores/N° fori	5
	Ventilato/Vented	
JEEP		

DP-995		
	Pitch Circle Ø/Foro int.-Ø [mm]	72
	Height/Altezza [mm]	59,6
	Diam./Diam. [mm]	284,4
	Thickness/Spessore - Min [mm]	11/9,5
	No. of Bores/N° fori	5
	Non Ventilato/Not Vented	
JEEP		


DP-990		
	Pitch Circle Ø/Foro int.-Ø [mm]	57,5
	Height/Altezza [mm]	53,5
	Diam./Diam. [mm]	269,6
	Thickness/Spessore - Min [mm]	9/7,5
	No. of Bores/N° fori	5
	Non Ventilato/Not Vented	
CHRYSLER		


DP-997		
	Pitch Circle Ø/Foro int.-Ø [mm]	101
	Height/Altezza [mm]	80,3
	Diam./Diam. [mm]	312,8
	Thickness/Spessore - Min [mm]	18/16,6
	No. of Bores/N° fori	6
	Ventilato/Vented	
ISUZU - OPEL		

DP-992		
	Pitch Circle Ø/Foro int.-Ø [mm]	72
	Height/Altezza [mm]	75,5
	Diam./Diam. [mm]	305
	Thickness/Spessore - Min [mm]	10/9
	No. of Bores/N° fori	5
	Non Ventilato/Not Vented	
JEEP		


DP-H01		
	Pitch Circle Ø/Foro int.-Ø [mm]	62,5
	Height/Altezza [mm]	64
	Diam./Diam. [mm]	261,8
	Thickness/Spessore - Min [mm]	10/8,5
	No. of Bores/N° fori	4
	Non Ventilato/Not Vented	
KIA - HYUNDAI		


DP-H02	
	Pitch Circle Ø/Foro int.-Ø [mm]
	90
	Height/Altezza [mm]
	60,3
	Diam./Diam. [mm]
266	
Thickness/Spessore - Min [mm]	
18/16	
No. of Bores/N° fori	
4	
HYUNDAI - KIA	Ventilato/Vented

DP-H07	
	Pitch Circle Ø/Foro int.-Ø [mm]
	76
	Height/Altezza [mm]
	55
	Diam./Diam. [mm]
284	
Thickness/Spessore - Min [mm]	
10/8	
No. of Holes/N° fori	
5	
HYUNDAI	Non Ventilato/Not Vented


DP-H03	
	Pitch Circle Ø/Foro int.-Ø [mm]
	76
	Height/Altezza [mm]
	61,1
	Diam./Diam. [mm]
284	
Thickness/Spessore - Min [mm]	
10/8,4	
No. of Bores/N° fori	
5	
KIA - HYUNDAI	Non Ventilato/Not Vented


DP-H08	
	Pitch Circle Ø/Foro int.-Ø [mm]
	69
	Height/Altezza [mm]
	60
	Diam./Diam. [mm]
314	
Thickness/Spessore - Min [mm]	
20/18	
No. of Bores/N° fori	
5	
HYUNDAI	Ventilato/Vented


DP-H04	
	Pitch Circle Ø/Foro int.-Ø [mm]
	76
	Height/Altezza [mm]
	45,5
	Diam./Diam. [mm]
257,8	
Thickness/Spessore - Min [mm]	
10/8,5	
No. of Bores/N° fori	
5	
HYUNDAI	Non Ventilato/Not Vented

DP-H09	
	Pitch Circle Ø/Foro int.-Ø [mm]
	76
	Height/Altezza [mm]
	25
	Diam./Diam. [mm]
284	
Thickness/Spessore - Min [mm]	
10/8	
No. of Bores/N° fori	
5	
HYUNDAI	Non Ventilato/Not Vented


DP-H05	
	Pitch Circle Ø 1/Foro int.-Ø 1 [mm]
	108,5
	Height/Altezza [mm]
	87
	Diam./Diam. [mm]
315	
Thickness/Spessore - Min [mm]	
20/18	
No. of Bores/N° fori	
6	
GONOW - HYUNDAI	Ventilato/Vented


DP-H10	
	Pitch Circle Ø/Foro int.-Ø [mm]
	76
	Height/Altezza [mm]
	25
	Diam./Diam. [mm]
300	
Thickness/Spessore - Min [mm]	
10/8	
No. of Bores/N° fori	
5	
HYUNDAI	Non Ventilato/Not Vented

DP-H06	
	Pitch Circle Ø/Foro int.-Ø [mm]
	69
	Height/Altezza [mm]
	72
	Diam./Diam. [mm]
302	
Thickness/Spessore - Min [mm]	
11/9,5	
No. of Holes/N° fori	
5	
HYUNDAI	Non Ventilato/Not Vented

DP-H11	
	Pitch Circle Ø/Foro int.-Ø [mm]
	96
	Height/Altezza [mm]
	83
	Diam./Diam. [mm]
324	
Thickness/Spessore - Min [mm]	
18/16	
No. of Bores/N° fori	
6	
HYUNDAI	Ventilato/Vented


DP-H12	
Image Not Available	No. of Bores/N° fori 5
	HYUNDAI


DP-K05	
	Pitch Circle Ø/Foro int.-Ø [mm] 96,2
	Height/Altezza [mm] 88
	Diam./Diam. [mm] 314,8
	Thickness/Spessore - Min [mm] 20/18
	No. of Bores/N° fori 5
	KIA
Ventilato/Vented	


DP-K00	
	Pitch Circle Ø/Foro int.-Ø [mm] 72
	Height/Altezza [mm] 40,5
	Diam./Diam. [mm] 260,5
	Thickness/Spessore - Min [mm] 10/8,5
	No. of Bores/N° fori 4
	KIA
Non Ventilato/Not Vented	


DP-K06	
	Pitch Circle Ø/Foro int.-Ø [mm] 57
	Height/Altezza [mm] 40,3
	Diam./Diam. [mm] 260,5
	Thickness/Spessore - Min [mm] 10/8
	No. of Bores/N° fori 4
	KIA
Non Ventilato/Not Vented	


DP-K02	
	Pitch Circle Ø/Foro int.-Ø [mm] 62,4
	Height/Altezza [mm] 37,7
	Diam./Diam. [mm] 234
	Thickness/Spessore - Min [mm] 10/8,5
	No. of Bores/N° fori 4
	HYUNDAI - KIA
Non Ventilato/Not Vented	


DP-K07	
	Pitch Circle Ø/Foro int.-Ø [mm] 76
	Height/Altezza [mm] 41,6
	Diam./Diam. [mm] 257,8
	Thickness/Spessore - Min [mm] 10/8,5
	No. of Bores/N° fori 4
	KIA
Non Ventilato/Not Vented	

DP-K03	
	Pitch Circle Ø/Foro int.-Ø [mm] 76
	Height/Altezza [mm] 61,2
	Diam./Diam. [mm] 261,7
	Thickness/Spessore - Min [mm] 10/8,5
	No. of Bores/N° fori 4
	KIA - HYUNDAI
Non Ventilato/Not Vented	


DP-K08	
	Pitch Circle Ø/Foro int.-Ø [mm] 72
	Height/Altezza [mm] 40,5
	Diam./Diam. [mm] 260,7
	Thickness/Spessore - Min [mm] 10/8,5
	No. of Bores/N° fori 4
	KIA
Non Ventilato/Not Vented	

DP-K04	
	Pitch Circle Ø/Foro int.-Ø [mm] 57
	Height/Altezza [mm] 61,3
	Diam./Diam. [mm] 270
	Thickness/Spessore - Min [mm] 10/8,5
	No. of Bores/N° fori 4
	KIA
Non Ventilato/Not Vented	


DP-K10	
	Pitch Circle Ø/Foro int.-Ø [mm] 76
	Height/Altezza [mm] 61
	Diam./Diam. [mm] 261,7
	Thickness/Spessore - Min [mm] 9,5/8,5
	No. of Bores/N° fori 5
	KIA - HYUNDAI
Non Ventilato/Not Vented	

DP-K11	
	Pitch Circle Ø/Foro int.-Ø [mm]
	96
	Height/Altezza [mm]
	70
	Diam./Diam. [mm]
	324
Thickness/Spessore - Min [mm]	
12/10	
No. of Bores/N° fori	
7	
KIA	Non Ventilato/Not Vented

DP-K16	
	Pitch Circle Ø/Foro int.-Ø [mm]
	69
	Height/Altezza [mm]
	72
	Diam./Diam. [mm]
	302
Thickness/Spessore - Min [mm]	
11/9	
No. of Bores/N° fori	
5	
KIA	Non Ventilato/Not Vented


DP-K12	
	Pitch Circle Ø/Foro int.-Ø [mm]
	96,2
	Height/Altezza [mm]
	79
	Diam./Diam. [mm]
	315
Thickness/Spessore - Min [mm]	
20/18	
No. of Bores/N° fori	
5	
KIA	Ventilato/Vented

DP-K17	
	Pitch Circle Ø/Foro int.-Ø [mm]
	76
	Height/Altezza [mm]
	41
	Diam./Diam. [mm]
	258
Thickness/Spessore - Min [mm]	
10/8	
No. of Bores/N° fori	
5	
HYUNDAI - KIA	Non Ventilato/Not Vented

DP-K13	
	Pitch Circle Ø/Foro int.-Ø [mm]
	76
	Height/Altezza [mm]
	61,5
	Diam./Diam. [mm]
	275
Thickness/Spessore - Min [mm]	
10/9	
No. of Bores/N° fori	
5	
KIA	Non Ventilato/Not Vented


DP-K18	
	Pitch Circle Ø/Foro int.-Ø [mm]
	62
	Height/Altezza [mm]
	44,5
	Diam./Diam. [mm]
	262
Thickness/Spessore - Min [mm]	
10/8	
No. of Bores/N° fori	
4	
KIA	Non Ventilato/Not Vented

DP-K14	
	Pitch Circle Ø/Foro int.-Ø [mm]
	76
	Height/Altezza [mm]
	61,5
	Diam./Diam. [mm]
	262
Thickness/Spessore - Min [mm]	
10/8	
No. of Bores/N° fori	
5	
HYUNDAI - KIA	Non Ventilato/Not Vented

DP-L00	
	Pitch Circle Ø/Foro int.-Ø [mm]
	79
	Height/Altezza [mm]
	60
	Diam./Diam. [mm]
	325
Thickness/Spessore - Min [mm]	
20/18	
No. of Bores/N° fori	
5	
LAND ROVER	Ventilato/Vented


DP-K15	
	Pitch Circle Ø/Foro int.-Ø [mm]
	76
	Height/Altezza [mm]
	64
	Diam./Diam. [mm]
	262
Thickness/Spessore - Min [mm]	
10/8	
No. of Bores/N° fori	
5	
KIA	Non Ventilato/Not Vented

DP-L01	
	Pitch Circle Ø/Foro int.-Ø [mm]
	79
	Height/Altezza [mm]
	60
	Diam./Diam. [mm]
	350
Thickness/Spessore - Min [mm]	
20/18	
No. of Bores/N° fori	
5	
LAND ROVER	Ventilato/Vented


DP-L02	
 L02	Pitch Circle Ø/Foro int.-Ø [mm]
	79
	Height/Altezza [mm]
	76
	Diam./Diam. [mm]
	354
Thickness/Spessore - Min [mm]	
20/18	
No. of Bores/N° fori	
5	
LAND ROVER	Ventilato/Vented

DP-L07	
 L07	Pitch Circle Ø/Foro int.-Ø [mm]
	70
	Height/Altezza [mm]
	63
	Diam./Diam. [mm]
	304
Thickness/Spessore - Min [mm]	
13/11	
No. of Bores/N° fori	
5	
LAND ROVER	Non Ventilato/Not Vented


DP-L03	
 L03	Pitch Circle Ø/Foro int.-Ø [mm]
	63,5
	Height/Altezza [mm]
	66
	Diam./Diam. [mm]
	302
Thickness/Spessore - Min [mm]	
12/10	
No. of Bores/N° fori	
5	
LAND ROVER	Non Ventilato/Not Vented

DP-L08	
 L08	Pitch Circle Ø/Foro int.-Ø [mm]
	102
	Height/Altezza [mm]
	60
	Diam./Diam. [mm]
	298
Thickness/Spessore - Min [mm]	
14/12	
No. of Bores/N° fori	
5	
LAND ROVER	Non Ventilato/Not Vented

DP-L04	
 L04	Pitch Circle Ø/Foro int.-Ø [mm]
	79
	Height/Altezza [mm]
	75
	Diam./Diam. [mm]
	354
Thickness/Spessore - Min [mm]	
12/10	
No. of Bores/N° fori	
5	
LAND ROVER	Non Ventilato/Not Vented


DP-L09	
 L09	Pitch Circle Ø/Foro int.-Ø [mm]
	63
	Height/Altezza [mm]
	51
	Diam./Diam. [mm]
	302
Thickness/Spessore - Min [mm]	
11/9	
No. of Bores/N° fori	
5	
LAND ROVER	Non Ventilato/Not Vented

DP-L05	
 L05	Pitch Circle Ø/Foro int.-Ø [mm]
	101,5
	Height/Altezza [mm]
	62
	Diam./Diam. [mm]
	290
Thickness/Spessore - Min [mm]	
12,5/10,5	
No. of Bores/N° fori	
5	
LAND ROVER	Non Ventilato/Not Vented

DP-M00	
 M00	Pitch Circle Ø/Foro int.-Ø [mm]
	69
	Height/Altezza [mm]
	38,8
	Diam./Diam. [mm]
	249,7
Thickness/Spessore - Min [mm]	
10/8,5	
No. of Bores/N° fori	
4	
SMART - MITSUBISHI	Non Ventilato/Not Vented


DP-L06	
 L06	Pitch Circle Ø/Foro int.-Ø [mm]
	63,5
	Height/Altezza [mm]
	61,2
	Diam./Diam. [mm]
	302
Thickness/Spessore - Min [mm]	
20/18	
No. of Bores/N° fori	
5	
LAND ROVER	Ventilato/Vented

DP-S00	
 S00	Pitch Circle Ø/Foro int.-Ø [mm]
	105,2
	Height/Altezza [mm]
	67,9
	Diam./Diam. [mm]
	298,8
Thickness/Spessore - Min [mm]	
10,5/9	
No. of Bores/N° fori	
6	
SSANGYONG - DAEWOO	Non Ventilato/Not Vented


DP-S01	
	Pitch Circle Ø/Foro int.-Ø [mm]
	85
	Height/Altezza [mm]
	71
	Diam./Diam. [mm]
307	
Thickness/Spessore - Min [mm]	20/18,5
No. of Bores/N° fori	5
SSANGYONG	Ventilato/Vented

DP-W00	
	Pitch Circle Ø/Foro int.-Ø [mm]
	57
	Height/Altezza [mm]
	65
	Diam./Diam. [mm]
258	
Thickness/Spessore - Min [mm]	10,3/9
No. of Bores/N° fori	4
DAEWOO	Non Ventilato/Not Vented


DP-S02	
	Pitch Circle Ø/Foro int.-Ø [mm]
	85
	Height/Altezza [mm]
	68
	Diam./Diam. [mm]
298,8	
Thickness/Spessore - Min [mm]	10,2/9
No. of Holes/N° fori	5
SSANGYONG	Non Ventilato/Not Vented

DP-W01	
	Pitch Circle Ø/Foro int.-Ø [mm]
	57
	Height/Altezza [mm]
	65
	Diam./Diam. [mm]
258	
Thickness/Spessore - Min [mm]	10,3/9
No. of Bores/N° fori	5
DAEWOO	Non Ventilato/Not Vented


DP-S03	
	Pitch Circle Ø/Foro int.-Ø [mm]
	67
	Height/Altezza [mm]
	58
	Diam./Diam. [mm]
284	
Thickness/Spessore - Min [mm]	10/8
No. of Bores/N° fori	5
SSANGYONG	Non Ventilato/Not Vented

DP-W02	
	Pitch Circle Ø/Foro int.-Ø [mm]
	60
	Height/Altezza [mm]
	58,2
	Diam./Diam. [mm]
257,6	
Thickness/Spessore - Min [mm]	12/10,5
No. of Bores/N° fori	4
CHEVROLET - DAEWOO	Non Ventilato/Not Vented


DP-S04	
	Pitch Circle Ø/Foro int.-Ø [mm]
	67
	Height/Altezza [mm]
	63
	Diam./Diam. [mm]
262	
Thickness/Spessore - Min [mm]	10/8
No. of Bores/N° fori	5
SSANGYONG	Non Ventilato/Not Vented

DP-W03	
	Pitch Circle Ø/Foro int.-Ø [mm]
	60
	Height/Altezza [mm]
	57,4
	Diam./Diam. [mm]
257,5	
Thickness/Spessore - Min [mm]	10,7/9
No. of Bores/N° fori	4
DAEWOO - CHEVROLET	Non Ventilato/Not Vented

DP-S99	
	Pitch Circle Ø/Foro int.-Ø [mm]
	105,5
	Height/Altezza [mm]
	67,8
	Diam./Diam. [mm]
299	
Thickness/Spessore - Min [mm]	10,4/9
No. of Bores/N° fori	6
SSANGYONG - DAEWOO	Non Ventilato/Not Vented


DP-W04	
	Pitch Circle Ø/Foro int.-Ø [mm]
	60
	Height/Altezza [mm]
	58,5
	Diam./Diam. [mm]
276	
Thickness/Spessore - Min [mm]	12/10,5
No. of Bores/N° fori	4
CHEVROLET	Ventilato/Vented

DP-W05	
	Pitch Circle Ø/Foro int.-Ø [mm]
	71
	Height/Altezza [mm]
	72
	Diam./Diam. [mm]
	303
CHEVROLET	Thickness/Spessore - Min [mm]
	20/18
	No. of Bores/N° fori
	5
Ventilato/Vented	


DP-W06	
	Pitch Circle Ø/Foro int.-Ø [mm]
	60
	Height/Altezza [mm]
	46
	Diam./Diam. [mm]
	268
OPEL - CHEVROLET	Thickness/Spessore - Min [mm]
	12/10
	No. of Bores/N° fori
	5
Non Ventilato/Not Vented	


DP-W07	
	Pitch Circle Ø/Foro int.-Ø [mm]
	71
	Height/Altezza [mm]
	46
	Diam./Diam. [mm]
	292
CHEVROLET - OPEL	Thickness/Spessore - Min [mm]
	12/10
	No. of Bores/N° fori
	5
Non Ventilato/Not Vented	


GF-000AF	
	Diam./Diam. [mm] 250
	Width/Largh. [mm] 50,8
LADA	


GF-007AF	
	Diam./Diam. [mm] 200
	Width/Largh. [mm] 32
DR	

GF-001AF	
	Diam./Diam. [mm] 260
	Width/Largh. [mm] 89
GASOLONE	


GF-008AF	
	Diam./Diam. [mm] 160
	Width/Largh. [mm] 41
AIXAM - LIGIER	


GF-003AF	
	Diam./Diam. [mm] 280
	Width/Largh. [mm] 52,7
TATA (TELCO)	

GF-009AF	
	Diam./Diam. [mm] 180
	Width/Largh. [mm] 32
AIXAM - LIGIER	

GF-004AF	
	Diam./Diam. [mm] 205
	Width/Largh. [mm] 45
HUMMER	


GF-010AF	
	Diam./Diam. [mm] 200
	Width/Largh. [mm] 39
NISSAN	


GF-006AF	
	Diam./Diam. [mm] 210
	Width/Largh. [mm] 35
HUMMER	


GF-013AF	
	Diam./Diam. [mm] 200
	Width/Largh. [mm] 38
NISSAN	


GF-022AF	
	Diam./Diam. [mm] 255
	Width/Largh. [mm] 45,8
JEEP	


GF-099AF	
	Diam./Diam. [mm] 260
	Width/Largh. [mm] 46
JEEP	

GF-023AF	
	Diam./Diam. [mm] 290
	Width/Largh. [mm] 53,6


GF-100AF	
	Diam./Diam. [mm] 200
	Width/Largh. [mm] 36
NISSAN	


GF-056AF	
	Diam./Diam. [mm] 230
	Width/Largh. [mm] 65,3
JEEP - CHRYSLER	

GF-101AF	
	Diam./Diam. [mm] 180
	Width/Largh. [mm] 36
NISSAN	


GF-097AF	
	Diam./Diam. [mm] 250
	Width/Largh. [mm] 57,2
KIA - CHRYSLER - PLYMOUTH	


GF-103AF	
	Diam./Diam. [mm] 180
	Width/Largh. [mm] 27,7
NISSAN	

GF-098AF	
	Diam./Diam. [mm] 220
	Width/Largh. [mm] 46
PONTIAC	


GF-104AF	
	Diam./Diam. [mm] 200
	Width/Largh. [mm] 35,3
NISSAN	


GF-105AF	
	Diam./Diam. [mm] 210
	Width/Largh. [mm] 39
NISSAN	

GF-110AF	
	Solo Ferodo
	Diam./Diam. [mm] 310
	Width/Largh. [mm] 100
NISSAN	


GF-106AF	
	Diam./Diam. [mm] 230
	Width/Largh. [mm] 41
NISSAN	


GF-111AF	
	Diam./Diam. [mm] 200
	Width/Largh. [mm] 46
NISSAN	


GF-107AF	
	Diam./Diam. [mm] 230
	Width/Largh. [mm] 40,4
NISSAN	

GF-112AF	
	Diam./Diam. [mm] 180
	Width/Largh. [mm] 31,4
NISSAN	

GF-108AF	
	Diam./Diam. [mm] 190
	Width/Largh. [mm] 26,6
NISSAN	


GF-113AF	
	Diam./Diam. [mm] 300
	Width/Largh. [mm] 56,5
NISSAN	

GF-109AF	
	Diam./Diam. [mm] 290
	Width/Largh. [mm] 65
NISSAN	


GF-114AF	
	Diam./Diam. [mm] 190
	Width/Largh. [mm] 33
NISSAN - INFINITI	

GF-115AF	
 <p>NEW</p> <p>X4</p> <p>115</p>	Diam./Diam. [mm] 170
	Width/Largh. [mm] 22
NISSAN	

GF-128AF	
	Diam./Diam. [mm] 255
	Width/Largh. [mm] 46,3
NISSAN	


GF-116AF	
 <p>NEW</p> <p>X2</p> <p>116</p>	Diam./Diam. [mm] 230
	Width/Largh. [mm] 37
NISSAN	

GF-129AF	
	Diam./Diam. [mm] 255
	Width/Largh. [mm] 46,9
NISSAN	


GF-117AF	
 <p>NEW</p> <p>X4</p> <p>117</p>	Diam./Diam. [mm] 200
	Width/Largh. [mm] 39
NISSAN	

GF-132AF	
	Diam./Diam. [mm] 270
	Width/Largh. [mm] 52,3
NISSAN	


GF-124AF	
 <p>X2</p> <p>124</p> <p>X2</p>	Diam./Diam. [mm] 205
	Width/Largh. [mm] 36
NISSAN	

GF-133AF	
	Diam./Diam. [mm] 300
	Width/Largh. [mm] 76,7
NISSAN	


GF-126AF	
 <p>X2</p> <p>126</p> <p>X2</p>	Diam./Diam. [mm] 230
	Width/Largh. [mm] 40,6
NISSAN	


GF-134AF	
 <p>X2</p> <p>134</p> <p>X2</p>	Diam./Diam. [mm] 230
	Width/Largh. [mm] 41
HYUNDAI - NISSAN	

GF-136AF	
	Diam./Diam. [mm] 255
	Width/Largh. [mm] 61,6
NISSAN	

GF-142AF	
	Diam./Diam. [mm] 180
	Width/Largh. [mm] 31
NISSAN	

GF-137AF	
	Diam./Diam. [mm] 260
	Width/Largh. [mm] 51,8
NISSAN	


GF-191AF	
	Diam./Diam. [mm] 200
	Width/Largh. [mm] 36,5
NISSAN	


GF-138AF	
	Diam./Diam. [mm] 260
	Width/Largh. [mm] 51,3
NISSAN	

GF-193AF	
	Diam./Diam. [mm] 260
	Width/Largh. [mm] 41
NISSAN	

GF-140AF	
	Diam./Diam. [mm] 300
	Width/Largh. [mm] 62
NISSAN	


GF-194AF	
	Diam./Diam. [mm] 255
	Width/Largh. [mm] 57,2
NISSAN - DAEWOO	


GF-141AF	
	Diam./Diam. [mm] 170
	Width/Largh. [mm] 32
NISSAN	


GF-195AF	
	Diam./Diam. [mm] 255
	Width/Largh. [mm] 57,3
NISSAN	

GF-196AF	
	Diam./Diam. [mm] 295
	Width/Largh. [mm] 51,2
INFINITI - NISSAN	

GF-202AF	
	Diam./Diam. [mm] 180
	Width/Largh. [mm] 33

GF-197AF	
	Diam./Diam. [mm] 180
	Width/Largh. [mm] 27
NISSAN	

GF-204AF	
	Diam./Diam. [mm] 200
	Width/Largh. [mm] 32,2
TOYOTA	


GF-199AF	
	Diam./Diam. [mm] 225
	Width/Largh. [mm] 42
NISSAN	

GF-205AF	
	Diam./Diam. [mm] 300
	Width/Largh. [mm] 62,2
TOYOTA - VW	


GF-200AF	
	Diam./Diam. [mm] 200
	Width/Largh. [mm] 36,3
TOYOTA	

GF-206AF	
	Diam./Diam. [mm] 200
	Width/Largh. [mm] 36,5
TOYOTA - DAIHATSU	


GF-201AF	
	Diam./Diam. [mm] 200
	Width/Largh. [mm] 37
TOYOTA	


GF-209AF	
	Diam./Diam. [mm] 180
	Width/Largh. [mm] 33


GF-210AF	
	Diam./Diam. [mm] 300
	Width/Largh. [mm] 57,5
TOYOTA	


GF-216AF	
	Diam./Diam. [mm] 230
	Width/Largh. [mm] 37
TOYOTA	


GF-211AF	
	Diam./Diam. [mm] 295
	Width/Largh. [mm] 77,6
TOYOTA	

GF-217AF	
	Diam./Diam. [mm] 295
	Width/Largh. [mm] 61,5
TOYOTA	


GF-212AF	
	Diam./Diam. [mm] 200
	Width/Largh. [mm] 32
PEUGEOT - TOYOTA - CITROEN	


GF-219AF	
	Diam./Diam. [mm] 260
	Width/Largh. [mm] 52
TOYOTA	


GF-214AF	
	Diam./Diam. [mm] 230
	Width/Largh. [mm] 40
TOYOTA	


GF-220AF	
	Diam./Diam. [mm] 200
	Width/Largh. [mm] 37
TOYOTA	


GF-215AF	
	Diam./Diam. [mm] 300
	Width/Largh. [mm] 62
MAHINDRA	


GF-221AF	
	Diam./Diam. [mm] 200
	Width/Largh. [mm] 38,5
TOYOTA	


GF-223AF	
	Diam./Diam. [mm] 190
	Width/Largh. [mm] 45
LEXUS - TOYOTA	


GF-228AF	
	Diam./Diam. [mm] 170
	Width/Largh. [mm] 32
TOYOTA	


GF-224AF	
	Diam./Diam. [mm] 260
	Width/Largh. [mm] 57,2
TOYOTA	


GF-229AF	
	Diam./Diam. [mm] 320
	Width/Largh. [mm] 87


GF-225AF	
	Diam./Diam. [mm] 242
	Width/Largh. [mm] 35
TOYOTA	

GF-230AF	
	Diam./Diam. [mm] 210
	Width/Largh. [mm] 46
TOYOTA	

GF-226AF	
	Diam./Diam. [mm] 190
	Width/Largh. [mm] 26
LEXUS	


GF-231AF	
	Diam./Diam. [mm] 170
	Width/Largh. [mm] 32
TOYOTA	

GF-227AF	
	Diam./Diam. [mm] 300
	Width/Largh. [mm] 51
TOYOTA	


GF-232AF	
	Diam./Diam. [mm] 170
	Width/Largh. [mm] 22,5
TOYOTA	


GF-233AF	
	Diam./Diam. [mm] 255
	Width/Largh. [mm] 58,2
TOYOTA - VW	


GF-239AF	
	Diam./Diam. [mm] 300
	Width/Largh. [mm] 51,4
TOYOTA	

GF-234AF	
	Diam./Diam. [mm] 200
	Width/Largh. [mm] 37
TOYOTA	


GF-240AF	
	Diam./Diam. [mm] 200
	Width/Largh. [mm] 37
TOYOTA	


GF-235AF	
	Diam./Diam. [mm] 230
	Width/Largh. [mm] 45
TOYOTA	


GF-242AF	
	Diam./Diam. [mm] 275
	Width/Largh. [mm] 57
TOYOTA	


GF-236AF	
	Diam./Diam. [mm] 180
	Width/Largh. [mm] 27,3
TOYOTA	


GF-247AF	
	Diam./Diam. [mm] 180
	Width/Largh. [mm] 27,6
TOYOTA	


GF-237AF	
	Diam./Diam. [mm] 250
	Width/Largh. [mm] 51,6
TOYOTA	


GF-294AF	
	Diam./Diam. [mm] 200
	Width/Largh. [mm] 37
TOYOTA	


GF-297AF	
	Diam./Diam. [mm]
	230
	Width/Largh. [mm]
	41
DAIHATSU - TOYOTA	

GF-303AF	
	Diam./Diam. [mm]
	225
	Width/Largh. [mm]
	43
MAZDA - HYUNDAI	


GF-299AF	
	Diam./Diam. [mm]
	200
	Width/Largh. [mm]
	36,4
TOYOTA	


GF-305AF	
	Diam./Diam. [mm]
	200
	Width/Largh. [mm]
	25,8
MAZDA	


GF-300AF	
	Diam./Diam. [mm]
	260
	Width/Largh. [mm]
	51,6
MAZDA	


GF-307AF	
	Diam./Diam. [mm]
	200
	Width/Largh. [mm]
	38
MAZDA	

GF-301AF	
	Diam./Diam. [mm]
	200
	Width/Largh. [mm]
	32,9


GF-309AF	
	Diam./Diam. [mm]
	230
	Width/Largh. [mm]
	43
MAZDA	

GF-302AF	
	Diam./Diam. [mm]
	200
	Width/Largh. [mm]
	32,8
MAZDA	


GF-311AF	
	Diam./Diam. [mm]
	300
	Width/Largh. [mm]
	56
FORD - MAZDA	


GF-312AF	
	Diam./Diam. [mm] 280
	Width/Largh. [mm] 55
MAZDA	


GF-324AF	
	Diam./Diam. [mm] 180
	Width/Largh. [mm] 46


GF-313AF	
	Diam./Diam. [mm] 260
	Width/Largh. [mm] 45,8
MAZDA - ASIA MOTORS	

GF-325AF	
	Diam./Diam. [mm] 260
	Width/Largh. [mm] 51
MAZDA - ASIA MOTORS - KIA	

GF-314AF	
	Diam./Diam. [mm] 200
	Width/Largh. [mm] 32
MAZDA	

GF-327AF	
	Diam./Diam. [mm] 200
	Width/Largh. [mm] 26
MAZDA	


GF-315AF	
	Diam./Diam. [mm] 190
	Width/Largh. [mm] 32
MAZDA	

GF-328AF	
	Diam./Diam. [mm] 225
	Width/Largh. [mm] 26
MAZDA	

GF-316AF	
	Diam./Diam. [mm] 180
	Width/Largh. [mm] 31
MAZDA	


GF-329AF	
	Diam./Diam. [mm] 230
	Width/Largh. [mm] 31,5
MAZDA	

GF-330AF	
	Diam./Diam. [mm] 170
	Width/Largh. [mm] 26
MAZDA - KIA	


GF-388AF	
	Diam./Diam. [mm] 200
	Width/Largh. [mm] 26
MAZDA	


GF-332AF	
	Diam./Diam. [mm] 225
	Width/Largh. [mm] 42,7

GF-391AF	
	Diam./Diam. [mm] 265
	Width/Largh. [mm] 51
ASIA MOTORS - MAZDA	


GF-333AF	
	Diam./Diam. [mm] 260
	Width/Largh. [mm] 51,2
MAZDA	

GF-393AF	
	Diam./Diam. [mm] 260
	Width/Largh. [mm] 51
MAZDA	

GF-334AF	
	Diam./Diam. [mm] 220
	Width/Largh. [mm] 56
MAZDA	

GF-394AF	
	Diam./Diam. [mm] 175
	Width/Largh. [mm] 31,2
MAZDA	

GF-342AF	
	Diam./Diam. [mm] 250
	Width/Largh. [mm] 57,7
KIA	

GF-395AF	
	Diam./Diam. [mm] 200
	Width/Largh. [mm] 46
OPEL - DAEWOO	


GF-396AF	
	Diam./Diam. [mm] 260
	Width/Largh. [mm] 46
KIA	


GF-402AF	
	Diam./Diam. [mm] 185
	Width/Largh. [mm] 26
TRIUMPH - HONDA	


GF-397AF	
	Diam./Diam. [mm] 200
	Width/Largh. [mm] 35,5
MAZDA	


GF-403AF	
	Diam./Diam. [mm] 180
	Width/Largh. [mm] 31
ROVER - HONDA	


GF-398AF	
	Diam./Diam. [mm] 200
	Width/Largh. [mm] 36
KIA	

GF-404AF	
	Diam./Diam. [mm] 180
	Width/Largh. [mm] 26,3
HONDA	

GF-399AF	
	Diam./Diam. [mm] 180
	Width/Largh. [mm] 31
MAZDA	

GF-405AF	
	Diam./Diam. [mm] 200
	Width/Largh. [mm] 35
HONDA	

GF-400AF	
	Diam./Diam. [mm] 180
	Width/Largh. [mm] 36
HONDA	

GF-406AF	
	Diam./Diam. [mm] 200
	Width/Largh. [mm] 26
HONDA	

GF-407AF	
	Diam./Diam. [mm] 230
	Width/Largh. [mm] 42
HONDA	

GF-412AF	
	Diam./Diam. [mm] 180
	Width/Largh. [mm] 30,2
HONDA	

GF-408AF	
	Diam./Diam. [mm] 180
	Width/Largh. [mm] 30
HONDA	

GF-493AF	
	Diam./Diam. [mm] 180
	Width/Largh. [mm] 31,8
HONDA	

GF-409AF	
	Diam./Diam. [mm] 200
	Width/Largh. [mm] 31
HONDA	

GF-494AF	
	Diam./Diam. [mm] 200
	Width/Largh. [mm] 36,2
HONDA	

GF-410AF	
	Diam./Diam. [mm] 200
	Width/Largh. [mm] 38,6
ROVER - HONDA	

GF-496AF	
	Diam./Diam. [mm] 180
	Width/Largh. [mm] 30
HONDA	


GF-411AF	
	Diam./Diam. [mm] 220
	Width/Largh. [mm] 35
SUZUKI - HONDA	

GF-499AF	
	Diam./Diam. [mm] 200
	Width/Largh. [mm] 36
HONDA	


GF-500AF	
	Diam./Diam. [mm] 200
	Width/Largh. [mm] 38,5
mitsubishi	

GF-505AF	
	Diam./Diam. [mm] 170
	Width/Largh. [mm] 31,8
mitsubishi	

GF-501AF	
	Diam./Diam. [mm] 255
	Width/Largh. [mm] 52
mitsubishi	

GF-507AF	
	Diam./Diam. [mm] 170
	Width/Largh. [mm] 31,6
mitsubishi	


GF-502AF	
	Diam./Diam. [mm] 230
	Width/Largh. [mm] 41,2
mitsubishi	

GF-508AF	
	Diam./Diam. [mm] 180
	Width/Largh. [mm] 37,2
PROTON - mitsubishi	

GF-503AF	
	Diam./Diam. [mm] 200
	Width/Largh. [mm] 40
mitsubishi	

GF-509AF	
	Diam./Diam. [mm] 280
	Width/Largh. [mm] 62
mitsubishi	

GF-504AF	
	Diam./Diam. [mm] 230
	Width/Largh. [mm] 41,2
mitsubishi	

GF-510AF	
	Diam./Diam. [mm] 300
	Width/Largh. [mm] 50
mitsubishi	

GF-511AF	
	Diam./Diam. [mm] 210
	Width/Largh. [mm] 39
MITSUBISHI - SMART	

GF-516AF	
	Diam./Diam. [mm] 203
	Width/Largh. [mm] 39
HYUNDAI	

GF-512AF	
	Diam./Diam. [mm] 205
	Width/Largh. [mm] 36,8
HYUNDAI - MITSUBISHI	

GF-517AF	
<p style="text-align: center;">Image Not Available</p>	Diam./Diam. [mm] 318
	Width/Largh. [mm] 110
MITSUBISHI	

GF-513AF	
	Diam./Diam. [mm] 200
	Width/Largh. [mm] 34
MITSUBISHI	

GF-520AF	
	Diam./Diam. [mm] 220
	Width/Largh. [mm] 46,7

GF-514AF	
	Diam./Diam. [mm] 200
	Width/Largh. [mm] 37
MITSUBISHI	

GF-526AF	
	Diam./Diam. [mm] 180
	Width/Largh. [mm] 36,5
MITSUBISHI	


GF-515AF	
	Diam./Diam. [mm] 190
	Width/Largh. [mm] 32
MITSUBISHI - SUBARU	

GF-527AF	
	Diam./Diam. [mm] 200
	Width/Largh. [mm] 36,6
MITSUBISHI	


GF-528AF	
	Diam./Diam. [mm] 255
	Width/Largh. [mm] 51,6
mitsubishi	

GF-586AF	
	Diam./Diam. [mm] 205
	Width/Largh. [mm] 36,5
mitsubishi	


GF-529AF	
	Diam./Diam. [mm] 230
	Width/Largh. [mm] 41
mitsubishi	


GF-587AF	
	Diam./Diam. [mm] 180
	Width/Largh. [mm] 36,6
PROTON - mitsubishi	


GF-583AF	
	Diam./Diam. [mm] 270
	Width/Largh. [mm] 53,3
mitsubishi	

GF-588AF	
	Diam./Diam. [mm] 230
	Width/Largh. [mm] 41,6
mitsubishi	


GF-584AF	
	Diam./Diam. [mm] 180
	Width/Largh. [mm] 32,2
HYUNDAI	


GF-592AF	
	Diam./Diam. [mm] 205
	Width/Largh. [mm] 38
HYUNDAI	


GF-585AF	
	Diam./Diam. [mm] 230
	Width/Largh. [mm] 45
HYUNDAI	


GF-595AF	
	Diam./Diam. [mm] 180
	Width/Largh. [mm] 32,5
HYUNDAI	

GF-596AF		
	Diam./Diam. [mm]	180
	Width/Largh. [mm]	33,8
HYUNDAI		


GF-604AF		
	Diam./Diam. [mm]	180
	Width/Largh. [mm]	36
INNOCENTI - DAIHATSU		


GF-600AF		
	Diam./Diam. [mm]	255
	Width/Largh. [mm]	45,3
DAIHATSU		


GF-605AF		
	Diam./Diam. [mm]	200
	Width/Largh. [mm]	41,5
DAIHATSU		


GF-601AF		
	Diam./Diam. [mm]	230
	Width/Largh. [mm]	41
TOYOTA - DAIHATSU		


GF-606AF		
	Diam./Diam. [mm]	180
	Width/Largh. [mm]	36,1
DAIHATSU		


GF-602AF		
	Diam./Diam. [mm]	180
	Width/Largh. [mm]	36
INNOCENTI - DAIHATSU		


GF-607AF		
	Diam./Diam. [mm]	255
	Width/Largh. [mm]	45
DAIHATSU		


GF-603AF		
	Diam./Diam. [mm]	185
	Width/Largh. [mm]	33
DAIHATSU		


GF-610AF		
	Width/Largh. [mm]	27,7
	Diam./Diam. [mm]	180
SUBARU - DAIHATSU		

GF-611AF	
	Diam./Diam. [mm] 180
	Width/Largh. [mm] 27,5
DAIHATSU	


GF-619AF	
	Diam./Diam. [mm] 170
	Width/Largh. [mm] 27,5
DAIHATSU	

GF-615AF	
	Diam./Diam. [mm] 170
	Width/Largh. [mm] 26
DAIHATSU	


GF-620AF	
	Diam./Diam. [mm] 200
	Width/Largh. [mm] 37,5
PIAGGIO - DAIHATSU	


GF-616AF	
	Diam./Diam. [mm] 170
	Width/Largh. [mm] 28
DAIHATSU	


GF-699AF	
	Diam./Diam. [mm] 200
	Width/Largh. [mm] 38
PIAGGIO	


GF-617AF	
	Diam./Diam. [mm] 180
	Width/Largh. [mm] 38
DAIHATSU	


GF-700AF	
	Diam./Diam. [mm] 170
	Width/Largh. [mm] 29,6
SUBARU	


GF-618AF	
	Diam./Diam. [mm] 180
	Width/Largh. [mm] 35
DAIHATSU	

GF-701AF	
	Diam./Diam. [mm] 180
	Width/Largh. [mm] 31
SUBARU	


GF-702AF	
	Diam./Diam. [mm] 206
	Width/Largh. [mm] 40
SUBARU	


GF-710AF	
	Diam./Diam. [mm] 175
	Width/Largh. [mm] 31,6
SUBARU	


GF-704AF	
	Diam./Diam. [mm] 180
	Width/Largh. [mm] 31
SUBARU	


GF-711AF	
	Diam./Diam. [mm] 175
	Width/Largh. [mm] 35,7
SUBARU	


GF-705AF	
	Diam./Diam. [mm] 180
	Width/Largh. [mm] 30,5
SUBARU	

GF-797AF	
	Diam./Diam. [mm] 180
	Width/Largh. [mm] 26
SUBARU - SUZUKI	

GF-707AF	
	Diam./Diam. [mm] 180
	Width/Largh. [mm] 31,5
SUBARU	

GF-798AF	
	Diam./Diam. [mm] 230
	Width/Largh. [mm] 36,7
SUBARU	

GF-709AF	
	Diam./Diam. [mm] 230
	Width/Largh. [mm] 36,5
SUBARU	

GF-799AF	
	Diam./Diam. [mm] 180
	Width/Largh. [mm] 32
SUBARU	

GF-800AF	
	Diam./Diam. [mm] 210
	Width/Largh. [mm] 34,7
SUZUKI	

GF-806AF	
	Diam./Diam. [mm] 220
	Width/Largh. [mm] 40
SUZUKI	

GF-801AF	
	Diam./Diam. [mm] 220
	Width/Largh. [mm] 40
SUZUKI	


GF-807AF	
	Diam./Diam. [mm] 180
	Width/Largh. [mm] 31,3
SUZUKI	

GF-802AF	
	Diam./Diam. [mm] 180
	Width/Largh. [mm] 35
SUZUKI	


GF-808AF	
	Diam./Diam. [mm] 180
	Width/Largh. [mm] 31
SUZUKI - SUBARU - MARUTI	


GF-804AF	
	Diam./Diam. [mm] 220
	Width/Largh. [mm] 40
SUZUKI	

GF-809AF	
	Diam./Diam. [mm] 220
	Width/Largh. [mm] 40
SUZUKI - BEDFORD	

GF-805AF	
	Diam./Diam. [mm] 180
	Width/Largh. [mm] 30
SUZUKI	

GF-810AF	
	Diam./Diam. [mm] 220
	Width/Largh. [mm] 40
SUZUKI	

GF-811AF	
	Diam./Diam. [mm] 200
	Width/Largh. [mm] 31,2
TATA (TELCO) - DAIHATSU - SUZUKI - SUBARU	

GF-817AF	
	Diam./Diam. [mm] 220
	Width/Largh. [mm] 35
FIAT - SUZUKI	


GF-812AF	
	Diam./Diam. [mm] 220
	Width/Largh. [mm] 35
SUZUKI	


GF-818AF	
	Diam./Diam. [mm] 220
	Width/Largh. [mm] 41,5
SUZUKI	

GF-813AF	
	Diam./Diam. [mm] 180
	Width/Largh. [mm] 26,5
SUZUKI	

GF-820AF	
	Diam./Diam. [mm] 180
	Width/Largh. [mm] 26
SUZUKI	

GF-814AF	
	Diam./Diam. [mm] 220
	Width/Largh. [mm] 34,8
SUZUKI	


GF-821AF	
	Diam./Diam. [mm] 200
	Width/Largh. [mm] 29,2
SUZUKI - SUBARU	


GF-815AF	
	Diam./Diam. [mm] 200
	Width/Largh. [mm] 32,1
SUZUKI	

GF-822AF	
	Diam./Diam. [mm] 180
	Width/Largh. [mm] 26
SUZUKI	


GF-824AF	
	Diam./Diam. [mm] 250
	Width/Largh. [mm] 41
SUZUKI	


GF-898AF	
	Diam./Diam. [mm] 255
	Width/Largh. [mm] 46,5
SUZUKI	


GF-825AF	
	Diam./Diam. [mm] 180
	Width/Largh. [mm] 26
SUZUKI - NISSAN	

GF-899AF	
	Diam./Diam. [mm] 225
	Width/Largh. [mm] 41,3
SUZUKI	


GF-830AF	
	Diam./Diam. [mm] 255
	Width/Largh. [mm] 46,5
SUZUKI	


GF-900AF	
	Diam./Diam. [mm] 300
	Width/Largh. [mm] 46
ISUZU	


GF-894AF	
	Diam./Diam. [mm] 255
	Width/Largh. [mm] 46,6
SUZUKI	


GF-901AF	
	Diam./Diam. [mm] 255
	Width/Largh. [mm] 51,5
BEDFORD - ISUZU	


GF-897AF	
	Diam./Diam. [mm] 220
	Width/Largh. [mm] 35,5
SUZUKI	


GF-902AF	
	solo ferodo
	Diam./Diam. [mm] 310
	Width/Largh. [mm] 75
	Thickness/Spessore [mm] 9,8
ISUZU	

GF-903AF	
	Diam./Diam. [mm] 210
	Width/Largh. [mm] 31
ISUZU	


GF-909AF	
	Diam./Diam. [mm] 170
	Width/Largh. [mm] 32
DODGE - JEEP	


GF-904AF	
	Diam./Diam. [mm] 255
	Width/Largh. [mm] 51,6
ISUZU - OPEL	


GF-910AF	
	Diam./Diam. [mm] 210
	Width/Largh. [mm] 32
JEEP - DODGE	


GF-906AF	
	Diam./Diam. [mm] 185
	Width/Largh. [mm] 31
JEEP	


GF-911AF	
	Diam./Diam. [mm] 180
	Width/Largh. [mm] 30,5
CHRYSLER	


GF-907AF	
	Diam./Diam. [mm] 195
	Width/Largh. [mm] 30
JEEP	

GF-912AF	
	Diam./Diam. [mm] 254
	Width/Largh. [mm] 52
ISUZU	

GF-908AF	
	Diam./Diam. [mm] 200
	Width/Largh. [mm] 31
JEEP	


GF-913AF	
	Diam./Diam. [mm] 220
	Width/Largh. [mm] 42
CHRYSLER	


GF-914AF	
 <p>NEW</p> <p>914</p> <p>CHRYSLER</p>	Diam./Diam. [mm] 200 Width/Largh. [mm] 34


GF-999AF	
 <p>OPEL</p>	Diam./Diam. [mm] 200 Width/Largh. [mm] 46


GF-915AF	
 <p>NEW</p> <p>915</p> <p>CHRYSLER</p>	Diam./Diam. [mm] 170 Width/Largh. [mm] 20


GF-H01AF	
 <p>HYUNDAI - DAEWOO - SSANGYONG</p>	Diam./Diam. [mm] 255 Width/Largh. [mm] 57,4


GF-991AF	
 <p>OPEL</p>	Diam./Diam. [mm] 255 Width/Largh. [mm] 51,5

GF-H02AF	
 <p>HYUNDAI</p>	Diam./Diam. [mm] 270 Width/Largh. [mm] 53,8

GF-995AF	
	Diam./Diam. [mm] 180 Width/Largh. [mm] 26,7

GF-H03AF	
 <p>HYUNDAI</p>	Diam./Diam. [mm] 230 Width/Largh. [mm] 45

GF-996AF	
 <p>OPEL</p>	Diam./Diam. [mm] 200 Width/Largh. [mm] 29

GF-H05AF	
 <p>CHRYSLER - HYUNDAI</p>	Diam./Diam. [mm] 180 Width/Largh. [mm] 31,4

GF-H06AF	
	Diam./Diam. [mm] 205
	Width/Largh. [mm] 31,5
HYUNDAI	

GF-H12AF	
	Diam./Diam. [mm] 170
	Width/Largh. [mm] 32
HYUNDAI	

GF-H07AF	
	Diam./Diam. [mm] 190
	Width/Largh. [mm] 40
HYUNDAI	

GF-H13AF	
	Diam./Diam. [mm] 180
	Width/Largh. [mm] 37
HYUNDAI	

GF-H08AF	
	Diam./Diam. [mm] 260
	Width/Largh. [mm] 56,1
HYUNDAI	

GF-H15AF	
	Diam./Diam. [mm] 220
	Width/Largh. [mm] 46
HYUNDAI	

GF-H10AF	
	Diam./Diam. [mm] 190
	Width/Largh. [mm] 40
HYUNDAI	

GF-K00AF	
	Diam./Diam. [mm] 230
	Width/Largh. [mm] 32,3
KIA	


GF-H11AF	
	Diam./Diam. [mm] 220
	Width/Largh. [mm] 61
HYUNDAI	


GF-K01AF	
	Diam./Diam. [mm] 255
	Width/Largh. [mm] 57
KIA	

GF-K04AF	
	Diam./Diam. [mm] 220
	Width/Largh. [mm] 57
KIA - HYUNDAI	

GF-K13AF	
	Diam./Diam. [mm] 260
	Width/Largh. [mm] 51
KIA	


GF-K07AF	
	Diam./Diam. [mm] 200
	Width/Largh. [mm] 26
KIA	

GF-K14AF	
	Diam./Diam. [mm] 300
	Width/Largh. [mm] 53,4
KIA	


GF-K08AF	
	Diam./Diam. [mm] 230
	Width/Largh. [mm] 44,7
HYUNDAI - KIA	


GF-K15AF	
	Diam./Diam. [mm] 180
	Width/Largh. [mm] 32
KIA	


GF-K11AF	
	Diam./Diam. [mm] 200
	Width/Largh. [mm] 31
KIA	


GF-K16AF	
	Diam./Diam. [mm] 170
	Width/Largh. [mm] 32
KIA	


GF-K12AF	
	Diam./Diam. [mm] 200
	Width/Largh. [mm] 36,2
KIA	

GF-K17AF	
	Diam./Diam. [mm] 190
	Width/Largh. [mm] 39,5
KIA	


GF-K18AF	
	Diam./Diam. [mm] 170
	Width/Largh. [mm] 32
HYUNDAI - KIA	


GF-L00AF	
	Diam./Diam. [mm] 210
	Width/Largh. [mm] 30
LAND ROVER	


GF-K19AF	
	Diam./Diam. [mm] 190
	Width/Largh. [mm] 31
KIA	


GF-L01AF	
	Diam./Diam. [mm] 190
	Width/Largh. [mm] 30
LAND ROVER	


GF-K20AF	
	Diam./Diam. [mm] 190
	Width/Largh. [mm] 32
KIA	


GF-L02AF	
	Diam./Diam. [mm] 290
	Width/Largh. [mm] 57
LAND ROVER	


GF-K21AF	
	Diam./Diam. [mm] 170
	Width/Largh. [mm] 27
HYUNDAI - KIA	


GF-L03AF	
	Diam./Diam. [mm] 270
	Width/Largh. [mm] 38
LAND ROVER	

GF-K22AF	
	Diam./Diam. [mm] 190
	Width/Largh. [mm] 40
KIA	


GF-L04AF	
	Diam./Diam. [mm] 254
	Width/Largh. [mm] 39
LAND ROVER	


GF-L05AF	
	Diam./Diam. [mm] 260
	Width/Largh. [mm] 45
LAND ROVER	

GF-M00AF	
	Diam./Diam. [mm] 200
	Width/Largh. [mm] 32
SMART	

GF-L06AF	
	Diam./Diam. [mm] 260
	Width/Largh. [mm] 69,5
LAND ROVER	


GF-S01AF	
	Diam./Diam. [mm] 190
	Width/Largh. [mm] 25
DAEWOO - SSANGYONG	


GF-L07AF	
	Diam./Diam. [mm] 260
	Width/Largh. [mm] 70
LAND ROVER	

GF-S02AF	
	Diam./Diam. [mm] 190
	Width/Largh. [mm] 26
SSANGYONG - KIA	


GF-L08AF	
	Diam./Diam. [mm] 210
	Width/Largh. [mm] 30
LAND ROVER	

GF-S03AF	
	Diam./Diam. [mm] 170
	Width/Largh. [mm] 26
SSANGYONG	

GF-L09AF	
	Diam./Diam. [mm] 210
	Width/Largh. [mm] 30
LAND ROVER	


GF-S99AF	
	Diam./Diam. [mm] 260
	Width/Largh. [mm] 57,5
SSANGYONG	


GF-W01AF	
	Diam./Diam. [mm]
	180
	Width/Largh. [mm]
	31
CHEVROLET - DAEWOO	


GF-W02AF	
	Diam./Diam. [mm]
	230
	Width/Largh. [mm]
	51,2
DAEWOO - CHEVROLET	

GF-W03AF	
	Diam./Diam. [mm]
	200
	Width/Largh. [mm]
	36,3
DAEWOO - CHEVROLET	


GF-W04AF	
	Freno di stazionamento
	Diam./Diam. [mm]
	170
	Width/Largh. [mm]
	26,5
	DAEWOO


GF-W05AF	
	Diam./Diam. [mm]
	180
	Width/Largh. [mm]
	26
CHEVROLET	


TA-001		
 <p>NEW</p> <p>DR</p>	Inner Diam./Diam. int. [mm]	203
	Inner Height/Altezza int. [mm]	43
	Hub Bore Ø/Foro mozzo-Ø [mm]	64
	No. of Bores/N° fori	4


TA-101		
 <p>NISSAN</p>	Inner Diam./Diam. int. [mm]	228,4
	Inner Height/Altezza int. [mm]	51,7
	Hub Bore Ø/Foro mozzo-Ø [mm]	68
	No. of Bores/N° fori	4


TA-005		
 <p>TATA (TELCO)</p>	Inner Diam./Diam. int. [mm]	281,5
	Inner Height/Altezza int. [mm]	62
	Hub Bore Ø/Foro mozzo-Ø [mm]	110
	No. of Bores/N° fori	5

TA-102		
 <p>NISSAN</p>	Inner Height/Altezza int. [mm]	52
	No. of Bores/N° fori	4
	Inner Diam./Diam. int. [mm]	228,6
	Hub Bore Ø/Foro mozzo-Ø [mm]	68

TA-098		
 <p>JEEP</p>	Inner Diam./Diam. int. [mm]	228,2
	Inner Height/Altezza int. [mm]	79,4
	Hub Bore Ø/Foro mozzo-Ø [mm]	72
	No. of Bores/N° fori	5

TA-103		
 <p>NISSAN</p>	Inner Diam./Diam. int. [mm]	295
	Inner Height/Altezza int. [mm]	69,5
	Hub Bore Ø/Foro mozzo-Ø [mm]	100
	No. of Bores/N° fori	6

TA-099		
 <p>JEEP</p>	Inner Diam./Diam. int. [mm]	253,8
	Inner Height/Altezza int. [mm]	64,3
	Hub Bore Ø/Foro mozzo-Ø [mm]	72,3
	No. of Bores/N° fori	5


TA-104		
 <p>NISSAN</p>	Inner Diam./Diam. int. [mm]	203,2
	Inner Height/Altezza int. [mm]	50,5
	Hub Bore Ø/Foro mozzo-Ø [mm]	52
	No. of Bores/N° fori	4

TA-100		
 <p>NISSAN</p>	Inner Diam./Diam. int. [mm]	269,9
	Inner Height/Altezza int. [mm]	64,4
	Hub Bore Ø/Foro mozzo-Ø [mm]	102
	No. of Bores/N° fori	6

TA-105		
 <p>NISSAN</p>	Inner Diam./Diam. int. [mm]	180
	Inner Height/Altezza int. [mm]	31,5
	Hub Bore Ø/Foro mozzo-Ø [mm]	60
	No. of Bores/N° fori	4

TA-106	
	Inner Diam./Diam. int. [mm]
	180
	Inner Height/Altezza int. [mm]
	38
	Hub Bore Ø/Foro mozzo-Ø [mm]
68	
No. of Bores/N° fori	4
NISSAN	

TA-112	
	Inner Diam./Diam. int. [mm]
	204
	Inner Height/Altezza int. [mm]
	47
	Hub Bore Ø/Foro mozzo-Ø [mm]
55	
No. of Bores/N° fori	4
NISSAN	


TA-107	
	Inner Diam./Diam. int. [mm]
	295
	Inner Height/Altezza int. [mm]
	69
	Hub Bore Ø/Foro mozzo-Ø [mm]
100,5	
No. of Bores/N° fori	6
NISSAN	

TA-113	
	Inner Diam./Diam. int. [mm]
	260
	Inner Height/Altezza int. [mm]
	62
	Hub Bore Ø/Foro mozzo-Ø [mm]
100	
No. of Bores/N° fori	6
NISSAN	


TA-108	
	Inner Diam./Diam. int. [mm]
	203
	Inner Height/Altezza int. [mm]
	45
	Hub Bore Ø/Foro mozzo-Ø [mm]
68	
No. of Bores/N° fori	4
NISSAN	

TA-114	
	Inner Diam./Diam. int. [mm]
	253,5
	Inner Height/Altezza int. [mm]
	57
	Hub Bore Ø/Foro mozzo-Ø [mm]
100	
No. of Bores/N° fori	6
NISSAN	


TA-109	
	Inner Diam./Diam. int. [mm]
	254
	Inner Height/Altezza int. [mm]
	65
	Hub Bore Ø/Foro mozzo-Ø [mm]
100	
No. of Bores/N° fori	6
NISSAN	

TA-115	
	Inner Height/Altezza int. [mm]
	40
	No. of Bores/N° fori
	4
	Inner Diam./Diam. int. [mm]
203	
Hub Bore Ø/Foro mozzo-Ø [mm]	55
NISSAN	


TA-111	
	Inner Diam./Diam. int. [mm]
	203
	Inner Height/Altezza int. [mm]
	43
	Hub Bore Ø/Foro mozzo-Ø [mm]
68	
No. of Bores/N° fori	4
NISSAN	

TA-116	
	Inner Diam./Diam. int. [mm]
	180
	Inner Height/Altezza int. [mm]
	41
	Hub Bore Ø/Foro mozzo-Ø [mm]
48	
No. of Bores/N° fori	4
NISSAN	


TA-117	
 <p>NEW</p> <p>117</p>	Inner Diam./Diam. int. [mm]
	254
	Inner Height/Altezza int. [mm]
	63
	Hub Bore Ø/Foro mozzo-Ø [mm]
68	
No. of Bores/N° fori	
5	
NISSAN	


TA-202	
	Inner Diam./Diam. int. [mm]
	228,4
	Inner Height/Altezza int. [mm]
	57,2
	Hub Bore Ø/Foro mozzo-Ø [mm]
55	
No. of Bores/N° fori	
5	
TOYOTA	


TA-119	
<p>Image Not Available</p>	Inner Height/Altezza int. [mm]
	32,5
	No. of Bores/N° fori
	4
	Inner Diam./Diam. int. [mm]
180	
Hub Bore Ø/Foro mozzo-Ø [mm]	
61	
NISSAN	


TA-203	
	Inner Diam./Diam. int. [mm]
	199,9
	Inner Height/Altezza int. [mm]
	44
	Hub Bore Ø/Foro mozzo-Ø [mm]
55	
No. of Bores/N° fori	
4	
CITROEN - PEUGEOT - TOYOTA	


TA-120	
<p>Image Not Available</p>	Inner Height/Altezza int. [mm]
	72,5
	No. of Bores/N° fori
	6
	Pitch Circle Ø/Foro int.-Ø [mm]
68	
Inner Diam./Diam. int. [mm]	
295	
NISSAN	


TA-204	
 <p>NEW</p>	Inner Diam./Diam. int. [mm]
	270
	Inner Height/Altezza int. [mm]
	65
	Hub Bore Ø/Foro mozzo-Ø [mm]
69	
No. of Bores/N° fori	
6	
TOYOTA	


TA-200	
	Inner Diam./Diam. int. [mm]
	253,8
	Inner Height/Altezza int. [mm]
	62,2
	Hub Bore Ø/Foro mozzo-Ø [mm]
91,1	
No. of Bores/N° fori	
6	
TOYOTA	


TA-205	
 <p>205</p>	Inner Diam./Diam. int. [mm]
	228
	Inner Height/Altezza int. [mm]
	50
	Hub Bore Ø/Foro mozzo-Ø [mm]
62	
No. of Bores/N° fori	
5	
TOYOTA	


TA-201	
	Inner Diam./Diam. int. [mm]
	254
	Inner Height/Altezza int. [mm]
	62
	Hub Bore Ø/Foro mozzo-Ø [mm]
106	
No. of Bores/N° fori	
6	
TOYOTA	


TA-206	
	Inner Diam./Diam. int. [mm]
	200
	Inner Height/Altezza int. [mm]
	42
	Hub Bore Ø/Foro mozzo-Ø [mm]
55	
No. of Bores/N° fori	
4	
TOYOTA	


TA-207	
	Inner Diam./Diam. int. [mm]
	200
	Inner Height/Altezza int. [mm]
	55
	Hub Bore Ø/Foro mozzo-Ø [mm]
55	
No. of Bores/N° fori	
4	
TOYOTA	


TA-212	
	Inner Diam./Diam. int. [mm]
	200
	Inner Height/Altezza int. [mm]
	41
	Hub Bore Ø/Foro mozzo-Ø [mm]
55	
No. of Bores/N° fori	
4	
TOYOTA	


TA-208	
	Inner Diam./Diam. int. [mm]
	200
	Inner Height/Altezza int. [mm]
	55
	Hub Bore Ø/Foro mozzo-Ø [mm]
55	
No. of Bores/N° fori	
5	
TOYOTA	


TA-213	
	Inner Diam./Diam. int. [mm]
	200
	Inner Height/Altezza int. [mm]
	43,5
	Hub Bore Ø/Foro mozzo-Ø [mm]
55	
No. of Bores/N° fori	
4	
TOYOTA	


TA-209	
	Inner Diam./Diam. int. [mm]
	200
	Inner Height/Altezza int. [mm]
	58,5
	Hub Bore Ø/Foro mozzo-Ø [mm]
54	
No. of Bores/N° fori	
4	
TOYOTA	


TA-214	
	Inner Diam./Diam. int. [mm]
	228,5
	Inner Height/Altezza int. [mm]
	52
	Hub Bore Ø/Foro mozzo-Ø [mm]
62	
No. of Bores/N° fori	
5	
TOYOTA	


TA-210	
	Inner Diam./Diam. int. [mm]
	254
	Inner Height/Altezza int. [mm]
	63,5
	Hub Bore Ø/Foro mozzo-Ø [mm]
67	
No. of Bores/N° fori	
5	
TOYOTA - VW	


TA-215	
	Inner Diam./Diam. int. [mm]
	200
	Inner Height/Altezza int. [mm]
	42
	Hub Bore Ø/Foro mozzo-Ø [mm]
55	
No. of Bores/N° fori	
4	
TOYOTA	


TA-211	
	Inner Diam./Diam. int. [mm]
	200
	Inner Height/Altezza int. [mm]
	41,5
	Hub Bore Ø/Foro mozzo-Ø [mm]
55	
No. of Bores/N° fori	
5	
TOYOTA	


TA-216	
	Inner Diam./Diam. int. [mm]
	202
	Inner Height/Altezza int. [mm]
	43
	Hub Bore Ø/Foro mozzo-Ø [mm]
55	
No. of Bores/N° fori	
4	
TOYOTA	


TA-218	
 <p>218</p> <p>TOYOTA</p>	Inner Diam./Diam. int. [mm]
	200
	Inner Height/Altezza int. [mm]
	55
	Hub Bore Ø/Foro mozzo-Ø [mm]
	54
	No. of Bores/N° fori
	4


TA-301	
 <p>301</p> <p>MAZDA</p>	Inner Diam./Diam. int. [mm]
	180
	Inner Height/Altezza int. [mm]
	44
	Hub Bore Ø/Foro mozzo-Ø [mm]
	54
	No. of Bores/N° fori
	4


TA-219	
 <p>219</p> <p>TOYOTA</p>	Inner Diam./Diam. int. [mm]
	295
	Inner Height/Altezza int. [mm]
	64
	Hub Bore Ø/Foro mozzo-Ø [mm]
	108
	No. of Bores/N° fori
	6


TA-302	
 <p>302</p> <p>MAZDA</p>	Inner Diam./Diam. int. [mm]
	200
	Inner Height/Altezza int. [mm]
	32
	Hub Bore Ø/Foro mozzo-Ø [mm]
	55
	No. of Bores/N° fori
	4


TA-220	
 <p>220</p> <p>TOYOTA</p>	Inner Diam./Diam. int. [mm]
	270
	Inner Height/Altezza int. [mm]
	63
	Hub Bore Ø/Foro mozzo-Ø [mm]
	67
	No. of Bores/N° fori
	5


TA-400	
 <p>400</p> <p>HONDA</p>	Inner Diam./Diam. int. [mm]
	219,5
	Inner Height/Altezza int. [mm]
	44,5
	Hub Bore Ø/Foro mozzo-Ø [mm]
	64
	No. of Bores/N° fori
	5


TA-221	
 <p>221</p> <p>VW - TOYOTA</p>	Inner Diam./Diam. int. [mm]
	295
	Inner Height/Altezza int. [mm]
	66
	Hub Bore Ø/Foro mozzo-Ø [mm]
	106
	No. of Bores/N° fori
	6


TA-402	
 <p>402</p> <p>HONDA</p>	Inner Diam./Diam. int. [mm]
	203
	Inner Height/Altezza int. [mm]
	46
	Hub Bore Ø/Foro mozzo-Ø [mm]
	61
	No. of Bores/N° fori
	4


TA-300	
 <p>300</p> <p>MAZDA</p>	Inner Diam./Diam. int. [mm]
	200
	Inner Height/Altezza int. [mm]
	40
	Hub Bore Ø/Foro mozzo-Ø [mm]
	55
	No. of Bores/N° fori
	4


TA-403	
 <p>403</p> <p>HONDA</p>	Inner Diam./Diam. int. [mm]
	200
	Inner Height/Altezza int. [mm]
	42
	Hub Bore Ø/Foro mozzo-Ø [mm]
	61
	No. of Bores/N° fori
	4


TA-404		
 <p>NEW</p> <p>404</p>	Inner Diam./Diam. int. [mm]	180
	Inner Height/Altezza int. [mm]	38
	Hub Bore Ø/Foro mozzo-Ø [mm]	61
	No. of Bores/N° fori	4
	HONDA	


TA-505		
 <p>505</p>	Inner Diam./Diam. int. [mm]	180
	Inner Height/Altezza int. [mm]	39
	Hub Bore Ø/Foro mozzo-Ø [mm]	57,5
	No. of Bores/N° fori	4
	PROTON - MITSUBISHI	


TA-415		
	Inner Diam./Diam. int. [mm]	219,8
	Inner Height/Altezza int. [mm]	45
	Hub Bore Ø/Foro mozzo-Ø [mm]	61
	No. of Bores/N° fori	4
	HONDA	


TA-506		
 <p>506</p>	Inner Diam./Diam. int. [mm]	180
	Inner Height/Altezza int. [mm]	40,6
	Hub Bore Ø/Foro mozzo-Ø [mm]	64
	No. of Bores/N° fori	4
	PROTON - MITSUBISHI	


TA-500		
 <p>500</p>	Inner Diam./Diam. int. [mm]	254
	Inner Height/Altezza int. [mm]	56,5
	Hub Bore Ø/Foro mozzo-Ø [mm]	93,3
	No. of Bores/N° fori	6
	MITSUBISHI	

TA-507		
 <p>NEW</p> <p>507</p>	Inner Diam./Diam. int. [mm]	203
	Inner Height/Altezza int. [mm]	42
	Hub Bore Ø/Foro mozzo-Ø [mm]	64
	No. of Bores/N° fori	4
	MITSUBISHI	

TA-501		
 <p>NEW</p> <p>501</p>	Inner Diam./Diam. int. [mm]	202,5
	Inner Height/Altezza int. [mm]	42
	Hub Bore Ø/Foro mozzo-Ø [mm]	90
	No. of Bores/N° fori	4
	MITSUBISHI	

TA-508		
 <p>508</p>	Inner Diam./Diam. int. [mm]	270
	Inner Height/Altezza int. [mm]	73
	Hub Bore Ø/Foro mozzo-Ø [mm]	108
	No. of Bores/N° fori	6
	MITSUBISHI	


TA-502		
	Drum Diam./Diam. tamburo	203
	Inner Diam./Diam. int. [mm]	42
	Hub Bore Ø/Foro mozzo-Ø [mm]	90
	No. of Bores/N° fori	4
	MITSUBISHI	


TA-509		
 <p>NEW</p> <p>509</p>	Inner Diam./Diam. int. [mm]	203
	Inner Height/Altezza int. [mm]	42
	Hub Bore Ø/Foro mozzo-Ø [mm]	90
	No. of Bores/N° fori	4
	MITSUBISHI	


TA-510		
 <p>510</p> <p>MITSUBISHI</p>	Inner Diam./Diam. int. [mm]	228
	Inner Height/Altezza int. [mm]	38
	Hub Bore Ø/Foro mozzo-Ø [mm]	90
	No. of Bores/N° fori	5


TA-603		
<p>Image Not Available</p> <p>DAIHATSU</p>	Inner Height/Altezza int. [mm]	36
	No. of Bores/N° fori	4
	Inner Diam./Diam. int. [mm]	180
	Hub Bore Ø/Foro mozzo-Ø [mm]	100


TA-511		
 <p>511</p> <p>MITSUBISHI</p>	Inner Diam./Diam. int. [mm]	295
	Inner Height/Altezza int. [mm]	74
	Hub Bore Ø/Foro mozzo-Ø [mm]	94
	No. of Bores/N° fori	6


TA-700		
 <p>700</p> <p>SUBARU</p>	Inner Diam./Diam. int. [mm]	228
	Inner Height/Altezza int. [mm]	43
	Hub Bore Ø/Foro mozzo-Ø [mm]	58
	No. of Bores/N° fori	5


TA-600		
 <p>600</p> <p>DAIHATSU</p>	Inner Diam./Diam. int. [mm]	165
	Inner Height/Altezza int. [mm]	34
	Hub Bore Ø/Foro mozzo-Ø [mm]	51,7
	No. of Bores/N° fori	4

TA-800		
 <p>SUZUKI</p>	Inner Diam./Diam. int. [mm]	180
	Inner Height/Altezza int. [mm]	42,2
	Hub Bore Ø/Foro mozzo-Ø [mm]	47
	No. of Bores/N° fori	4


TA-601		
 <p>DAIHATSU</p>	Inner Diam./Diam. int. [mm]	228,5
	Inner Height/Altezza int. [mm]	55
	Hub Bore Ø/Foro mozzo-Ø [mm]	66,5
	No. of Bores/N° fori	5

TA-801		
 <p>SUZUKI</p>	Inner Diam./Diam. int. [mm]	220
	Inner Height/Altezza int. [mm]	48,6
	Hub Bore Ø/Foro mozzo-Ø [mm]	57
	No. of Bores/N° fori	5


TA-602		
 <p>602</p> <p>DAIHATSU</p>	Inner Diam./Diam. int. [mm]	254
	Inner Height/Altezza int. [mm]	51
	Hub Bore Ø/Foro mozzo-Ø [mm]	107
	No. of Bores/N° fori	5


TA-802		
 <p>SUZUKI</p>	Inner Diam./Diam. int. [mm]	228,7
	Inner Height/Altezza int. [mm]	50
	Hub Bore Ø/Foro mozzo-Ø [mm]	57
	No. of Bores/N° fori	5


TA-803	
	Inner Diam./Diam. int. [mm]
	219,8
	Inner Height/Altezza int. [mm]
	41,4
	Hub Bore Ø/Foro mozzo-Ø [mm]
50	
No. of Bores/N° fori	5
SUZUKI	

TA-812	
	Inner Diam./Diam. int. [mm]
	254
	Inner Height/Altezza int. [mm]
	63
	Hub Bore Ø/Foro mozzo-Ø [mm]
108	
No. of Bores/N° fori	5
SUZUKI	


TA-805	
	Inner Diam./Diam. int. [mm]
	220
	Inner Height/Altezza int. [mm]
	53
	Hub Bore Ø/Foro mozzo-Ø [mm]
108	
No. of Bores/N° fori	5
SUZUKI	


TA-813	
	Inner Diam./Diam. int. [mm]
	220
	Inner Height/Altezza int. [mm]
	49
	Hub Bore Ø/Foro mozzo-Ø [mm]
58	
No. of Bores/N° fori	4
SUZUKI	


TA-808	
	Inner Diam./Diam. int. [mm]
	180
	Inner Height/Altezza int. [mm]
	34
	Hub Bore Ø/Foro mozzo-Ø [mm]
47	
No. of Bores/N° fori	4
SUZUKI	


TA-814	
	Inner Diam./Diam. int. [mm]
	180
	Inner Height/Altezza int. [mm]
	51
	Hub Bore Ø/Foro mozzo-Ø [mm]
47	
No. of Bores/N° fori	4
SUZUKI	


TA-810	
	Inner Diam./Diam. int. [mm]
	180
	Inner Height/Altezza int. [mm]
	35,5
	Hub Bore Ø/Foro mozzo-Ø [mm]
47	
No. of Bores/N° fori	4
SUZUKI	

TA-815	
	Inner Diam./Diam. int. [mm]
	180
	Inner Height/Altezza int. [mm]
	38
	No. of Bores/N° fori
4	
Hub Bore Ø/Foro mozzo-Ø [mm]	47
SUZUKI	

TA-811	
	Inner Diam./Diam. int. [mm]
	200
	Inner Height/Altezza int. [mm]
	41
	Hub Bore Ø/Foro mozzo-Ø [mm]
58	
No. of Bores/N° fori	4
SUZUKI	

TA-816	
	Inner Height/Altezza int. [mm]
	54
	No. of Holes/N° fori
	5
	Inner Diam./Diam. int. [mm]
254	
Hub Bore Ø/Foro mozzo-Ø [mm]	100
SUZUKI	

TA-817	
 <p>817</p>	Inner Diam./Diam. int. [mm]
	180
	Inner Height/Altezza int. [mm]
	34,5
	Hub Bore Ø/Foro mozzo-Ø [mm]
47	
No. of Bores/N° fori	
4	
SUZUKI	


TA-H00	
	Inner Diam./Diam. int. [mm]
	254
	Inner Height/Altezza int. [mm]
	65,8
	Hub Bore Ø/Foro mozzo-Ø [mm]
93,5	
No. of Bores/N° fori	
6	
HYUNDAI	

TA-900	
	Inner Diam./Diam. int. [mm]
	254
	Inner Height/Altezza int. [mm]
	60
	Hub Bore Ø/Foro mozzo-Ø [mm]
101	
No. of Bores/N° fori	
6	
ISUZU	

TA-H01	
	Inner Diam./Diam. int. [mm]
	179,9
	Inner Height/Altezza int. [mm]
	38,5
	Hub Bore Ø/Foro mozzo-Ø [mm]
90	
No. of Bores/N° fori	
4	
HYUNDAI	

TA-901	
	Inner Diam./Diam. int. [mm]
	250
	Inner Height/Altezza int. [mm]
	69
	Hub Bore Ø/Foro mozzo-Ø [mm]
72	
No. of Bores/N° fori	
5	
CHRYSLER	

TA-H02	
	Inner Diam./Diam. int. [mm]
	253,9
	Inner Height/Altezza int. [mm]
	65,8
	Hub Bore Ø/Foro mozzo-Ø [mm]
75	
No. of Bores/N° fori	
5	
HYUNDAI	

TA-902	
	Inner Diam./Diam. int. [mm]
	254
	Inner Height/Altezza int. [mm]
	60
	Hub Bore Ø/Foro mozzo-Ø [mm]
96,5	
No. of Bores/N° fori	
6	
OPEL - ISUZU - BEDFORD	

TA-H03	
	Inner Diam./Diam. int. [mm]
	269,8
	Inner Height/Altezza int. [mm]
	70
	Hub Bore Ø/Foro mozzo-Ø [mm]
75	
No. of Bores/N° fori	
5	
HYUNDAI	

TA-903	
	Inner Diam./Diam. int. [mm]
	295
	Inner Height/Altezza int. [mm]
	58
	Hub Bore Ø/Foro mozzo-Ø [mm]
101	
No. of Bores/N° fori	
6	
ISUZU	

TA-H04	
	Inner Diam./Diam. int. [mm]
	203
	Inner Height/Altezza int. [mm]
	47,5
	Hub Bore Ø/Foro mozzo-Ø [mm]
76	
No. of Bores/N° fori	
4	
HYUNDAI	


TA-H05	
	Inner Diam./Diam. int. [mm]
	253,7
	Inner Height/Altezza int. [mm]
	63
Hub Bore Ø/Foro mozzo-Ø [mm]	76
No. of Bores/N° fori	5
HYUNDAI	

TA-H12	
	Inner Diam./Diam. int. [mm]
	180
	Inner Height/Altezza int. [mm]
	36
Hub Bore Ø/Foro mozzo-Ø [mm]	62,4
No. of Bores/N° fori	4
HYUNDAI	


TA-H07	
	Inner Diam./Diam. int. [mm]
	270
	Inner Height/Altezza int. [mm]
	69
Hub Bore Ø/Foro mozzo-Ø [mm]	93,5
No. of Bores/N° fori	6
HYUNDAI	


TA-H13	
	Inner Diam./Diam. int. [mm]
	180
	Inner Height/Altezza int. [mm]
	44
Hub Bore Ø/Foro mozzo-Ø [mm]	62,5
No. of Bores/N° fori	4
HYUNDAI	


TA-H08	
	Inner Diam./Diam. int. [mm]
	180
	Inner Height/Altezza int. [mm]
	38,3
Hub Bore Ø/Foro mozzo-Ø [mm]	62,5
No. of Bores/N° fori	4
HYUNDAI	


TA-H14	
	Inner Diam./Diam. int. [mm]
	228,7
	Inner Height/Altezza int. [mm]
	56
Hub Bore Ø/Foro mozzo-Ø [mm]	76
No. of Bores/N° fori	4
KIA - HYUNDAI	


TA-H09	
	Inner Diam./Diam. int. [mm]
	203
	Inner Height/Altezza int. [mm]
	38,7
Hub Bore Ø/Foro mozzo-Ø [mm]	62,5
No. of Bores/N° fori	4
HYUNDAI	

TA-H15	
	Inner Diam./Diam. int. [mm]
	180
	Inner Height/Altezza int. [mm]
	37,7
Hub Bore Ø/Foro mozzo-Ø [mm]	51,7
No. of Bores/N° fori	4
HYUNDAI	


TA-H11	
	Inner Diam./Diam. int. [mm]
	203
	Inner Height/Altezza int. [mm]
	44
Hub Bore Ø/Foro mozzo-Ø [mm]	76
No. of Bores/N° fori	4
HYUNDAI	

TA-H16	
	Inner Diam./Diam. int. [mm]
	180
	Inner Height/Altezza int. [mm]
	45
Hub Bore Ø/Foro mozzo-Ø [mm]	76
No. of Bores/N° fori	4
HYUNDAI	

TA-K00	
	Inner Diam./Diam. int. [mm]
	228,4
	Inner Height/Altezza int. [mm]
	37,3
	Hub Bore Ø/Foro mozzo-Ø [mm]
	72
	No. of Bores/N° fori
	4
KIA	

TA-K05	
	Inner Diam./Diam. int. [mm]
	199,9
	Inner Height/Altezza int. [mm]
	41,7
	Hub Bore Ø/Foro mozzo-Ø [mm]
	57
	No. of Bores/N° fori
	4
KIA	

TA-K01	
	Inner Diam./Diam. int. [mm]
	250
	Inner Height/Altezza int. [mm]
	66,4
	Hub Bore Ø/Foro mozzo-Ø [mm]
	71
	No. of Bores/N° fori
	5
KIA	

TA-K06	
	Inner Diam./Diam. int. [mm]
	254
	Inner Height/Altezza int. [mm]
	64,7
	Hub Bore Ø/Foro mozzo-Ø [mm]
	71
	No. of Bores/N° fori
	5
KIA	

TA-K02	
	Inner Diam./Diam. int. [mm]
	260
	Inner Height/Altezza int. [mm]
	60,6
	Hub Bore Ø/Foro mozzo-Ø [mm]
	42,9
	No. of Bores/N° fori
	5
KIA	

TA-K08	
	Inner Diam./Diam. int. [mm]
	250
	Inner Height/Altezza int. [mm]
	68
	Hub Bore Ø/Foro mozzo-Ø [mm]
	43
	No. of Bores/N° fori
	5
KIA	

TA-K03	
	Inner Diam./Diam. int. [mm]
	260
	Inner Height/Altezza int. [mm]
	64
	Hub Bore Ø/Foro mozzo-Ø [mm]
	93
	No. of Bores/N° fori
	6
MAZDA - KIA - ASIA MOTORS	


TA-K09	
	Inner Diam./Diam. int. [mm]
	200
	Inner Height/Altezza int. [mm]
	41,8
	Hub Bore Ø/Foro mozzo-Ø [mm]
	58,6
	No. of Bores/N° fori
	4
KIA	

TA-K04	
	Inner Diam./Diam. int. [mm]
	228,6
	Inner Height/Altezza int. [mm]
	36
	Hub Bore Ø/Foro mozzo-Ø [mm]
	72
	No. of Bores/N° fori
	4
KIA	

TA-K10	
	Inner Diam./Diam. int. [mm]
	200
	Inner Height/Altezza int. [mm]
	31,2
	Hub Bore Ø/Foro mozzo-Ø [mm]
	46
	No. of Bores/N° fori
	4
KIA	

TA-K11	
	Inner Diam./Diam. int. [mm]
	200
	Inner Height/Altezza int. [mm]
	34,2
	Hub Bore Ø/Foro mozzo-Ø [mm]
	46
	No. of Bores/N° fori
	4
KIA	

TA-K16	
	NEW
	Per ruote gemellate
	Inner Diam./Diam. int. [mm]
	218
	Inner Height/Altezza int. [mm]
	73
	Pitch Circle Ø/Foro int.-Ø [mm]
84	
	No. of Bores/N° fori
	5
KIA	

TA-K12	
	Inner Diam./Diam. int. [mm]
	200
	Inner Height/Altezza int. [mm]
	31
	Hub Bore Ø/Foro mozzo-Ø [mm]
	46
	No. of Bores/N° fori
	4
KIA	

TA-L00	
	NEW
	Inner Diam./Diam. int. [mm]
	254
	Inner Height/Altezza int. [mm]
	48
Hub Bore Ø/Foro mozzo-Ø [mm]	
	66
	No. of Bores/N° fori
	5
LAND ROVER	


TA-K13	
	Inner Diam./Diam. int. [mm]
	200
	Inner Height/Altezza int. [mm]
	34
	Hub Bore Ø/Foro mozzo-Ø [mm]
	46
	No. of Bores/N° fori
	4
KIA	

TA-L01	
	NEW
	Fitting Position/Lato montaggio
	Assale anteriore/Front Axle
	Inner Diam./Diam. int. [mm]
	279
	Inner Height/Altezza int. [mm]
	81
Hub Bore Ø/Foro mozzo-Ø [mm]	
	114
	No. of Bores/N° fori
	5
LAND ROVER	


TA-K14	
	Inner Diam./Diam. int. [mm]
	220
	Inner Height/Altezza int. [mm]
	69,6
	Hub Bore Ø/Foro mozzo-Ø [mm]
	126
	No. of Bores/N° fori
	5
KIA	


TA-L02	
	NEW
	Inner Diam./Diam. int. [mm]
	279
	Inner Height/Altezza int. [mm]
	68
	Pitch Circle Ø/Foro int.-Ø [mm]
114	
	No. of Bores/N° fori
	5
LAND ROVER	


TA-K15	
	NEW
	Inner Diam./Diam. int. [mm]
	180
	Inner Height/Altezza int. [mm]
	33
Hub Bore Ø/Foro mozzo-Ø [mm]	
	62
	No. of Bores/N° fori
	4
KIA	

TA-M00	
	NEW
	Inner Diam./Diam. int. [mm]
	203
	Inner Height/Altezza int. [mm]
	38
Hub Bore Ø/Foro mozzo-Ø [mm]	
	58
	No. of Bores/N° fori
	3
SMART	


TA-W00	
	Inner Diam./Diam. int. [mm]
	200
	Inner Height/Altezza int. [mm]
	54,2
	Hub Bore Ø/Foro mozzo-Ø [mm]
	57
	No. of Bores/N° fori
	4
Per veicoli con ABS/For vehicles with ABS	
DAEWOO - OPEL	

TA-W06	
	Inner Diam./Diam. int. [mm]
	200
	Inner Height/Altezza int. [mm]
	40
	Hub Bore Ø/Foro mozzo-Ø [mm]
	52,5
	No. of Bores/N° fori
	4
CHEVROLET - DAEWOO	

TA-W01	
	Inner Diam./Diam. int. [mm]
	200
	Inner Height/Altezza int. [mm]
	52,5
	Hub Bore Ø/Foro mozzo-Ø [mm]
	39,7
	No. of Bores/N° fori
	4
DAEWOO	

TA-W07	
	Inner Diam./Diam. int. [mm]
	200
	Inner Height/Altezza int. [mm]
	40,7
	Hub Bore Ø/Foro mozzo-Ø [mm]
	52,5
	No. of Bores/N° fori
	4
DAEWOO - CHEVROLET	


TA-W02	
	Inner Diam./Diam. int. [mm]
	180
	Inner Height/Altezza int. [mm]
	40
	Hub Bore Ø/Foro mozzo-Ø [mm]
	47
	No. of Bores/N° fori
	4
DAEWOO - CHEVROLET	

TA-W03	
	Inner Diam./Diam. int. [mm]
	230
	Inner Height/Altezza int. [mm]
	60,2
	Hub Bore Ø/Foro mozzo-Ø [mm]
	57
	No. of Bores/N° fori
	4
CHEVROLET - DAEWOO	

TA-W04	
	Inner Diam./Diam. int. [mm]
	200
	Inner Height/Altezza int. [mm]
	40
	Hub Bore Ø/Foro mozzo-Ø [mm]
	57
	No. of Bores/N° fori
	4
CHEVROLET	

CD-199	
	Bore Ø 1 [mm]/Alesaggio-Ø 1 [mm] 20,6
	Fitted Diam./Diam. montaggio [mm] 35,2
NISSAN	


CD-403	
	Bore Ø 1 [mm]/Alesaggio-Ø 1 [mm] 19
	Fitted Diam./Diam. montaggio [mm] 34,5
HONDA	

CD-240	
	Diam. [mm]/Diam. [mm] 28,5
	Bore Ø 1 [mm]/Alesaggio-Ø 1 [mm] 35
TOYOTA	

CD-580	
	Bore Ø 1 [mm]/Alesaggio-Ø 1 [mm] 31,6
	Fitted Diam./Diam. montaggio [mm] 31,9
MITSUBISHI	


CD-241	
	Bore Ø 1 [mm]/Alesaggio-Ø 1 [mm] 28,5
	Fitted Diam./Diam. montaggio [mm] 30
TOYOTA	











CD-581	
	Bore Ø 1 [mm]/Alesaggio-Ø 1 [mm] 28,6
	Fitted Diam./Diam. montaggio [mm] 31,9
MITSUBISHI	

CD-400	
	Fitted Diam./Diam. montaggio [mm] 32,3
ROVER - HONDA	


CD-582	
	Bore Ø 1 [mm]/Alesaggio-Ø 1 [mm] 31,6
	Fitted Diam./Diam. montaggio [mm] 31,8

CD-401	
	Bore Ø 1 [mm]/Alesaggio-Ø 1 [mm] 19
	Fitted Diam./Diam. montaggio [mm] 34,4
HONDA	

CD-600	
	Bore Ø 1 [mm]/Alesaggio-Ø 1 [mm] 15,8
	Fitted Diam./Diam. montaggio [mm] 25
DAIHATSU	

CD-604		CD-614	
 <p>604.</p>	Bore Ø 1 [mm]/Alesaggio-Ø 1 [mm]	 <p>614.</p>	Bore Ø 1 [mm]/Alesaggio-Ø 1 [mm]
	19		25,2
	Fitted Diam./Diam. montaggio [mm]		Fitted Diam./Diam. montaggio [mm]
	25		34,7
DAIHATSU		DAIHATSU	
CD-607		CD-615	
 <p>607.</p>	Bore Ø 1 [mm]/Alesaggio-Ø 1 [mm]	 <p>615.</p>	Bore Ø 1 [mm]/Alesaggio-Ø 1 [mm]
	17,4		17,3
	Fitted Diam./Diam. montaggio [mm]		Fitted Diam./Diam. montaggio [mm]
	32,9		34,9
DAIHATSU		DAIHATSU	
CD-608		CD-616	
 <p>608.</p>	Bore Ø 1 [mm]/Alesaggio-Ø 1 [mm]	 <p>616.</p>	Bore Ø 1 [mm]/Alesaggio-Ø 1 [mm]
	17,4		22
	Fitted Diam./Diam. montaggio [mm]		Fitted Diam./Diam. montaggio [mm]
	30,8		34,6
DAIHATSU		DAIHATSU	
CD-609		CD-800	
 <p>609.</p>	Bore Ø 1 [mm]/Alesaggio-Ø 1 [mm]	 <p>800.</p>	Bore Ø 1 [mm]/Alesaggio-Ø 1 [mm]
	17,4		25,2
	Fitted Diam./Diam. montaggio [mm]		Fitted Diam./Diam. montaggio [mm]
	35,4		32
DAIHATSU		SUZUKI	
CD-612		CD-801	
 <p>612.</p>	Bore Ø 1 [mm]/Alesaggio-Ø 1 [mm]	 <p>.801</p>	Bore Ø 1 [mm]/Alesaggio-Ø 1 [mm]
	22,1		25,2
	Fitted Diam./Diam. montaggio [mm]		Fitted Diam./Diam. montaggio [mm]
	30		32,2
DAIHATSU		SUZUKI	

CD-802	
	Bore Ø 1 [mm]/Alesaggio-Ø 1 [mm] 22,2
	Fitted Diam./Diam. montaggio [mm] 29,9
SUZUKI	


CD-812	
	Bore Ø 1 [mm]/Alesaggio-Ø 1 [mm] 22,1
	Fitted Diam./Diam. montaggio [mm] 29,4
SUZUKI	

CD-803	
	Bore Ø 1 [mm]/Alesaggio-Ø 1 [mm] 20,6
	Fitted Diam./Diam. montaggio [mm] 29,1
SUZUKI	

CD-815	
	Bore Ø 1 [mm]/Alesaggio-Ø 1 [mm] 23,7
	Fitted Diam./Diam. montaggio [mm] 31,6
SUZUKI	

CD-806	
	Bore Ø 1 [mm]/Alesaggio-Ø 1 [mm] 25,3
	Fitted Diam./Diam. montaggio [mm] 30
SUZUKI	











CD-997	
	Bore Ø 1 [mm]/Alesaggio-Ø 1 [mm] 22,1
	Fitted Diam./Diam. montaggio [mm] 33,8
ISUZU	

CD-807	
	Bore Ø 1 [mm]/Alesaggio-Ø 1 [mm] 25,3
	Fitted Diam./Diam. montaggio [mm] 30
SUZUKI	

CS-000	
	Bore Ø 1/Alesaggio-Ø 1 [mm] 20,6
	Fitted Diam./Diam. montaggio [mm] 29,8
INNOCENTI - LADA	

CD-811	
	Bore Ø 1 [mm]/Alesaggio-Ø 1 [mm] 22,1
	Fitted Diam./Diam. montaggio [mm] 29,3
SUZUKI	

CS-001	
	Bore Ø 1/Alesaggio-Ø 1 [mm] 19
	Fitted Diam./Diam. montaggio [mm] 30
JEEP	

CS-002	
	Bore Ø 1/Alesaggio-Ø 1 [mm] 17,4
	Fitted Diam./Diam. montaggio [mm] 35,8
TATA (TELCO)	
CS-096	
	Bore Ø 1/Alesaggio-Ø 1 [mm] 19
	Fitted Diam./Diam. montaggio [mm] 29,9
CHRYSLER	
CS-003	
	Bore Ø 1/Alesaggio-Ø 1 [mm] 22,3
	Fitted Diam./Diam. montaggio [mm] 34
TATA (TELCO)	
CS-097	
	Bore Ø 1/Alesaggio-Ø 1 [mm] 19
	Fitted Diam./Diam. montaggio [mm] 29,8
CHRYSLER	
CS-004	
	Bore Ø 1/Alesaggio-Ø 1 [mm] 17,4
	Fitted Diam./Diam. montaggio [mm] 35,6
TATA (TELCO)	
CS-098	
	Bore Ø 1/Alesaggio-Ø 1 [mm] 22,2
	Fitted Diam./Diam. montaggio [mm] 38
JEEP	
CS-005	
	Bore Ø 1/Alesaggio-Ø 1 [mm] 20,5
	Fitted Diam./Diam. montaggio [mm] 38
JEEP	
CS-099	
	Bore Ø 1/Alesaggio-Ø 1 [mm] 22,1
	Fitted Diam./Diam. montaggio [mm] 37,8
JEEP	
CS-095	
	Bore Ø 1/Alesaggio-Ø 1 [mm] 20,6
	Fitted Diam./Diam. montaggio [mm] 29,9
CHRYSLER	
CS-100	
	Bore Ø 1/Alesaggio-Ø 1 [mm] 15,8
	Fitted Diam./Diam. montaggio [mm] 32,5
NISSAN	

CS-101	
	Bore Ø 1/Alesaggio-Ø 1 [mm] 17,4
	Fitted Diam./Diam. montaggio [mm] 32,7
NISSAN	

CS-108	
	Bore Ø 1/Alesaggio-Ø 1 [mm] 23,9
	Fitted Diam./Diam. montaggio [mm] 32,8
NISSAN	

CS-102	
	Bore Ø 1/Alesaggio-Ø 1 [mm] 20,6
	Fitted Diam./Diam. montaggio [mm] 32,8
NISSAN	

CS-109	
	Bore Ø 1/Alesaggio-Ø 1 [mm] 17,4
	Fitted Diam./Diam. montaggio [mm] 33
NISSAN	

CS-104	
	Bore Ø 1/Alesaggio-Ø 1 [mm] 20,6
	Fitted Diam./Diam. montaggio [mm] 32,9
NISSAN	

CS-110	
	Bore Ø 1/Alesaggio-Ø 1 [mm] 22,2
	Fitted Diam./Diam. montaggio [mm] 32,9
NISSAN	

CS-106	
	Bore Ø 1/Alesaggio-Ø 1 [mm] 22,1
	Fitted Diam./Diam. montaggio [mm] 32,9
NISSAN	

CS-111	
	Bore Ø 1/Alesaggio-Ø 1 [mm] 23,8
	Fitted Diam./Diam. montaggio [mm] 35,8
NISSAN	

CS-107	
	Bore Ø 1/Alesaggio-Ø 1 [mm] 15,8
	Fitted Diam./Diam. montaggio [mm] 31,4
NISSAN	

CS-114	
	Bore Ø 1/Alesaggio-Ø 1 [mm] 22
	Fitted Diam./Diam. montaggio [mm] 31,6
NISSAN	

CS-115	
	Bore Ø 1/Alesaggio-Ø 1 [mm] 25,3
	Fitted Diam./Diam. montaggio [mm] 35
NISSAN	

CS-125	
	Bore Ø 1/Alesaggio-Ø 1 [mm] 19
	Fitted Diam./Diam. montaggio [mm] 29,9
NISSAN	

CS-116	
	Bore Ø 1/Alesaggio-Ø 1 [mm] 25,3
	Fitted Diam./Diam. montaggio [mm] 32,4
NISSAN	

CS-150	
	Bore Ø 1/Alesaggio-Ø 1 [mm] 22
	Fitted Diam./Diam. montaggio [mm] 32,9
NISSAN	

CS-117	
	Bore Ø 1/Alesaggio-Ø 1 [mm] 16
	Fitted Diam./Diam. montaggio [mm] 15,5
NISSAN	

CS-155	
	Bore Ø 1/Alesaggio-Ø 1 [mm] 22,1
	Fitted Diam./Diam. montaggio [mm] 34
NISSAN	

CS-118	
	Bore Ø 1/Alesaggio-Ø 1 [mm] 22
	Fitted Diam./Diam. montaggio [mm] 33
NISSAN	

CS-161	
	Bore Ø 1/Alesaggio-Ø 1 [mm] 20,6
	Fitted Diam./Diam. montaggio [mm] 35,2
NISSAN	

CS-119	
	Bore Ø 1/Alesaggio-Ø 1 [mm] 25,3
	Fitted Diam./Diam. montaggio [mm] 36
NISSAN	

CS-164	
	
NISSAN	


CS-166	
	Bore Ø 1/Alesaggio-Ø 1 [mm]
	19
	Fitted Diam./Diam. montaggio [mm]
	32
NISSAN	

CS-172	
	Bore Ø 1/Alesaggio-Ø 1 [mm]
	22,2
	Fitted Diam./Diam. montaggio [mm]
	31,6
NISSAN	

CS-168	
	Bore Ø 1/Alesaggio-Ø 1 [mm]
	17,4
	Fitted Diam./Diam. montaggio [mm]
	32
NISSAN	

CS-173	
	Bore Ø 1/Alesaggio-Ø 1 [mm]
	23,8
	Fitted Diam./Diam. montaggio [mm]
	33
NISSAN	

CS-169	
	Bore Ø 1/Alesaggio-Ø 1 [mm]
	17,4
	Fitted Diam./Diam. montaggio [mm]
	31,2
NISSAN	

CS-174	
	Bore Ø 1/Alesaggio-Ø 1 [mm]
	20,6
	Fitted Diam./Diam. montaggio [mm]
	32,8
NISSAN	


CS-170	
	Bore Ø 1/Alesaggio-Ø 1 [mm]
	17,4
	Fitted Diam./Diam. montaggio [mm]
	32,4
NISSAN	

CS-175	
	Bore Ø 1/Alesaggio-Ø 1 [mm]
	15,8
	Fitted Diam./Diam. montaggio [mm]
	31,9
NISSAN	

CS-171	
	Bore Ø 1/Alesaggio-Ø 1 [mm]
	20,6
	Fitted Diam./Diam. montaggio [mm]
	32,8
NISSAN	

CS-176	
	Bore Ø 1/Alesaggio-Ø 1 [mm]
	19
	Fitted Diam./Diam. montaggio [mm]
	33
NISSAN	

CS-178	
	Bore Ø 1/Alesaggio-Ø 1 [mm] 20,7
	Fitted Diam./Diam. montaggio [mm] 32,9
NISSAN	

CS-183	
	Bore Ø 1/Alesaggio-Ø 1 [mm] 22,1
	Fitted Diam./Diam. montaggio [mm] 32,8
NISSAN	

CS-179	
	Bore Ø 1/Alesaggio-Ø 1 [mm] 19
	Fitted Diam./Diam. montaggio [mm] 33
NISSAN	

CS-186	
	Bore Ø 1/Alesaggio-Ø 1 [mm] 22
	Fitted Diam./Diam. montaggio [mm] 35,5
NISSAN	

CS-180	
	Bore Ø 1/Alesaggio-Ø 1 [mm] 17,8
	Fitted Diam./Diam. montaggio [mm] 33
NISSAN	

CS-187	
	Bore Ø 1/Alesaggio-Ø 1 [mm] 23,8
	Fitted Diam./Diam. montaggio [mm] 35
NISSAN	

CS-181	
	Bore Ø 1/Alesaggio-Ø 1 [mm] 17,4
	Fitted Diam./Diam. montaggio [mm] 32,9
NISSAN	

CS-188	
	Bore Ø 1/Alesaggio-Ø 1 [mm] 17,4
	Fitted Diam./Diam. montaggio [mm] 31,6
NISSAN	

CS-182	
	Bore Ø/Alesaggio-Ø [mm] 15,9

CS-189	
	Bore Ø 1/Alesaggio-Ø 1 [mm] 19
	Fitted Diam./Diam. montaggio [mm] 31,9

CS-190	
	Bore Ø 1/Alesaggio-Ø 1 [mm] 20,6
	Fitted Diam./Diam. montaggio [mm] 32,6
INFINITI - NISSAN	

CS-195	
	Bore Ø 1/Alesaggio-Ø 1 [mm] 25,4
	Fitted Diam./Diam. montaggio [mm] 35,9
NISSAN	

CS-191	
	Bore Ø 1/Alesaggio-Ø 1 [mm] 15,8
	Fitted Diam./Diam. montaggio [mm] 31,5
NISSAN	

CS-196	
	Bore Ø 1/Alesaggio-Ø 1 [mm] 25,4
	Fitted Diam./Diam. montaggio [mm] 32,7
NISSAN	

CS-192	
	Bore Ø 1/Alesaggio-Ø 1 [mm] 15,8
	Fitted Diam./Diam. montaggio [mm] 31,5

CS-199	
	Bore Ø 1/Alesaggio-Ø 1 [mm] 20,6
	Fitted Diam./Diam. montaggio [mm] 35,2
NISSAN	

CS-193	
	Bore Ø 1/Alesaggio-Ø 1 [mm] 19
	Fitted Diam./Diam. montaggio [mm] 32,9
NISSAN	


CS-200	
	Bore Ø 1/Alesaggio-Ø 1 [mm] 19
	Fitted Diam./Diam. montaggio [mm] 25,8


CS-194	
	Bore Ø 1/Alesaggio-Ø 1 [mm] 28,5
	Fitted Diam./Diam. montaggio [mm] 31,7
NISSAN	

CS-201	
	Bore Ø 1/Alesaggio-Ø 1 [mm] 20,6
	Fitted Diam./Diam. montaggio [mm] 34,4
TOYOTA	


CS-203	
	Bore Ø 1/Alesaggio-Ø 1 [mm] 20,6
	Fitted Diam./Diam. montaggio [mm] 28,6
TOYOTA	

CS-209	
	Bore Ø 1/Alesaggio-Ø 1 [mm] 19
	Fitted Diam./Diam. montaggio [mm] 30
DAIHATSU - TOYOTA	

CS-204	
	Bore Ø 1/Alesaggio-Ø 1 [mm] 16
	Fitted Diam./Diam. montaggio [mm] 29,8

CS-210	
	Bore Ø 1/Alesaggio-Ø 1 [mm] 20,5
	Fitted Diam./Diam. montaggio [mm] 24
TOYOTA	

CS-206	
	Bore Ø 1/Alesaggio-Ø 1 [mm] 20,6
	Fitted Diam./Diam. montaggio [mm] 25,6
TOYOTA - DAIHATSU	


CS-211	
	Bore Ø 1/Alesaggio-Ø 1 [mm] 22
	Fitted Diam./Diam. montaggio [mm] 32
TOYOTA	

CS-207	
	Bore Ø 1/Alesaggio-Ø 1 [mm] 17,4
	Fitted Diam./Diam. montaggio [mm] 16,8
CITROEN - PEUGEOT - TOYOTA	


CS-212	
	Bore Ø 1/Alesaggio-Ø 1 [mm] 20,6
	Fitted Diam./Diam. montaggio [mm] 32,7
TOYOTA	

CS-208	
	Bore Ø 1/Alesaggio-Ø 1 [mm] 20,6
	Fitted Diam./Diam. montaggio [mm] 30
TOYOTA - DAIHATSU	

CS-213	
	Bore Ø 1/Alesaggio-Ø 1 [mm] 19
	Fitted Diam./Diam. montaggio [mm] 30
TOYOTA	

CS-215	
 <p>215 TOYOTA</p>	Bore Ø 1/Alesaggio-Ø 1 [mm] 19
	Fitted Diam./Diam. montaggio [mm] 26


CS-220	
 <p>.220 TOYOTA</p>	Bore Ø 1/Alesaggio-Ø 1 [mm] 19
	Fitted Diam./Diam. montaggio [mm] 23,3


CS-216	
 <p>.216 TOYOTA</p>	Bore Ø 1/Alesaggio-Ø 1 [mm] 17,4
	Fitted Diam./Diam. montaggio [mm] 23,3

CS-221	
 <p>.221 TOYOTA</p>	Bore Ø 1/Alesaggio-Ø 1 [mm] 20,6
	Fitted Diam./Diam. montaggio [mm] 34,6


CS-217	
 <p>.217 TOYOTA</p>	Bore Ø 1/Alesaggio-Ø 1 [mm] 17,4
	Fitted Diam./Diam. montaggio [mm] 23,4

CS-223	
 <p>223 TOYOTA</p>	Bore Ø 1/Alesaggio-Ø 1 [mm] 24
	Fitted Diam./Diam. montaggio [mm] 35

CS-218	
 <p>.218 TOYOTA</p>	Bore Ø 1/Alesaggio-Ø 1 [mm] 25,3
	Fitted Diam./Diam. montaggio [mm] 34,7


CS-224	
 <p>224 TOYOTA</p>	Bore Ø 1/Alesaggio-Ø 1 [mm] 20,5
	Fitted Diam./Diam. montaggio [mm] 35

CS-219	
 <p>.219 TOYOTA</p>	Bore Ø 1/Alesaggio-Ø 1 [mm] 19
	Fitted Diam./Diam. montaggio [mm] 23,3

CS-225	
 <p>225 TOYOTA</p>	Bore Ø 1/Alesaggio-Ø 1 [mm] 20,5
	Fitted Diam./Diam. montaggio [mm] 35

CS-240	
	Bore Ø 1/Alesaggio-Ø 1 [mm] 28,5
	Fitted Diam./Diam. montaggio [mm] 34,6
TOYOTA	


CS-251	
	Bore Ø 1/Alesaggio-Ø 1 [mm] 23,8
	Fitted Diam./Diam. montaggio [mm] 34,7
TOYOTA	

CS-241	
	Bore Ø 1/Alesaggio-Ø 1 [mm] 28,5
	Fitted Diam./Diam. montaggio [mm] 34,6
TOYOTA	

CS-259	
	Bore Ø 1/Alesaggio-Ø 1 [mm] 17,4
	Fitted Diam./Diam. montaggio [mm] 31,8

CS-243	
	Bore Ø 1/Alesaggio-Ø 1 [mm] 17,5
	Fitted Diam./Diam. montaggio [mm] 23,5
TOYOTA	


CS-274	
	Bore Ø 1/Alesaggio-Ø 1 [mm] 19
	Fitted Diam./Diam. montaggio [mm] 23,9
TOYOTA	

CS-249	
	Bore Ø 1/Alesaggio-Ø 1 [mm] 22,1
	Fitted Diam./Diam. montaggio [mm] 32,9
VW - TOYOTA	

CS-275	
	Bore Ø 1/Alesaggio-Ø 1 [mm] 19
	Fitted Diam./Diam. montaggio [mm] 23,9
TOYOTA	

CS-250	
	Bore Ø 1/Alesaggio-Ø 1 [mm] 25,3
	Fitted Diam./Diam. montaggio [mm] 34,8
TOYOTA	

CS-278	
	Bore Ø 1/Alesaggio-Ø 1 [mm] 17,4
	Fitted Diam./Diam. montaggio [mm] 23,8
TOYOTA	

CS-279	
	Bore Ø 1/Alesaggio-Ø 1 [mm] 17,4
	Fitted Diam./Diam. montaggio [mm] 23,8
TOYOTA	


CS-284	
	Bore Ø 1/Alesaggio-Ø 1 [mm] 23,9
	Fitted Diam./Diam. montaggio [mm] 36,9
TOYOTA	

CS-280	
	Bore Ø 1/Alesaggio-Ø 1 [mm] 28,5
	Fitted Diam./Diam. montaggio [mm] 34,8


CS-285	
	Bore Ø 1/Alesaggio-Ø 1 [mm] 32
	Fitted Diam./Diam. montaggio [mm] 37
TOYOTA	

CS-281	
	Bore Ø 1/Alesaggio-Ø 1 [mm] 23,8
	Fitted Diam./Diam. montaggio [mm] 36,9
TOYOTA	

CS-286	
	Bore Ø 1/Alesaggio-Ø 1 [mm] 31,7
	Fitted Diam./Diam. montaggio [mm] 36,9
TOYOTA	

CS-282	
	Bore Ø 1/Alesaggio-Ø 1 [mm] 23,8
	Fitted Diam./Diam. montaggio [mm] 36,9
TOYOTA	

CS-287	
	Bore Ø 1/Alesaggio-Ø 1 [mm] 31,8
	Fitted Diam./Diam. montaggio [mm] 36,9
TOYOTA	

CS-283	
	Bore Ø 1/Alesaggio-Ø 1 [mm] 23,8
	Fitted Diam./Diam. montaggio [mm] 36,9
TOYOTA	

CS-288	
	Bore Ø 1/Alesaggio-Ø 1 [mm] 31,8
	Fitted Diam./Diam. montaggio [mm] 36,9
TOYOTA	

CS-289	
	Bore Ø 1/Alesaggio-Ø 1 [mm] 19
	Fitted Diam./Diam. montaggio [mm] 32,9
TOYOTA	

CS-294	
	Bore Ø 1/Alesaggio-Ø 1 [mm] 19
	Fitted Diam./Diam. montaggio [mm] 23,7
TOYOTA	

CS-290	
	Bore Ø 1/Alesaggio-Ø 1 [mm] 22,1
	Fitted Diam./Diam. montaggio [mm] 34,9
TOYOTA	

CS-295	
	Bore Ø 1/Alesaggio-Ø 1 [mm] 19
	Fitted Diam./Diam. montaggio [mm] 23,8
TOYOTA	

CS-291	
	Bore Ø 1/Alesaggio-Ø 1 [mm] 22,1
	Fitted Diam./Diam. montaggio [mm] 30,2
TOYOTA	

CS-300	
	Bore Ø 1/Alesaggio-Ø 1 [mm] 20,6
	Fitted Diam./Diam. montaggio [mm] 31,3

CS-292	
	Bore Ø 1/Alesaggio-Ø 1 [mm] 20,5
	Fitted Diam./Diam. montaggio [mm] 30
TOYOTA	

CS-301	
	Bore Ø 1/Alesaggio-Ø 1 [mm] 19
	Fitted Diam./Diam. montaggio [mm] 30

CS-293	
	Bore Ø 1/Alesaggio-Ø 1 [mm] 22,1
	Fitted Diam./Diam. montaggio [mm] 30,3
MAZDA	

CS-302	
	Bore Ø 1/Alesaggio-Ø 1 [mm] 19
	Fitted Diam./Diam. montaggio [mm] 29,9
MAZDA	


CS-303	
	Bore Ø 1/Alesaggio-Ø 1 [mm] 19
	Fitted Diam./Diam. montaggio [mm] 30
MAZDA	

CS-312	
	Bore Ø 1/Alesaggio-Ø 1 [mm] 17,4
	Fitted Diam./Diam. montaggio [mm] 30
MAZDA	

CS-305	
	Bore Ø 1/Alesaggio-Ø 1 [mm] 23,7
	Fitted Diam./Diam. montaggio [mm] 32,6
MAZDA	

CS-313	
	Bore Ø 1/Alesaggio-Ø 1 [mm] 17,4
	Fitted Diam./Diam. montaggio [mm] 29,4
MAZDA	

CS-306	
	Bore Ø 1/Alesaggio-Ø 1 [mm] 19
	Fitted Diam./Diam. montaggio [mm] 32
MAZDA	

CS-315	
	Bore Ø 1/Alesaggio-Ø 1 [mm] 22
	Fitted Diam./Diam. montaggio [mm] 34
MAZDA	

CS-307	
	Bore Ø 1/Alesaggio-Ø 1 [mm] 23,8
	Fitted Diam./Diam. montaggio [mm] 35
MAZDA	

CS-318	
	Bore Ø 1/Alesaggio-Ø 1 [mm] 20,6
	Fitted Diam./Diam. montaggio [mm] 30
MAZDA	


CS-310	
	Bore Ø 1/Alesaggio-Ø 1 [mm] 19
	Fitted Diam./Diam. montaggio [mm] 30,8
MAZDA	

CS-325	
	Bore Ø 1/Alesaggio-Ø 1 [mm] 22,1
	Fitted Diam./Diam. montaggio [mm] 29,8
ASIA MOTORS	


CS-350	
	Bore Ø 2/Alesaggio-Ø 2 [mm] 22,2
	Fitted Diam./Diam. montaggio [mm] 32
MAZDA	

CS-355	
	Bore Ø 1/Alesaggio-Ø 1 [mm] 20,6
	Fitted Diam./Diam. montaggio [mm] 30,2
MAZDA	

CS-351	
	Bore Ø 1/Alesaggio-Ø 1 [mm] 22,2
	Fitted Diam./Diam. montaggio [mm] 32
MAZDA	

CS-356	
	Bore Ø 1/Alesaggio-Ø 1 [mm] 20,6
	Fitted Diam./Diam. montaggio [mm] 31,7
MAZDA	

CS-352	
	Bore Ø 1/Alesaggio-Ø 1 [mm] 19
	Fitted Diam./Diam. montaggio [mm] 32
MAZDA	


CS-357	
	Bore Ø 1/Alesaggio-Ø 1 [mm] 20,6
	Fitted Diam./Diam. montaggio [mm] 32,2
MAZDA	

CS-353	
	Bore Ø 1/Alesaggio-Ø 1 [mm] 19
	Fitted Diam./Diam. montaggio [mm] 30,3
MAZDA	


CS-358	
	Bore Ø 1/Alesaggio-Ø 1 [mm] 17,4
	Fitted Diam./Diam. montaggio [mm] 32
MAZDA	

CS-354	
	Bore Ø 1/Alesaggio-Ø 1 [mm] 20,6
	Fitted Diam./Diam. montaggio [mm] 31,6
MAZDA	

CS-359	
	Bore Ø 1/Alesaggio-Ø 1 [mm] 17,4
	Fitted Diam./Diam. montaggio [mm] 32,1
MAZDA	

CS-361	
	Diam./Diam. [mm] 19
MAZDA	


CS-366	
	Bore Ø 1/Alesaggio-Ø 1 [mm] 25,3
	Fitted Diam./Diam. montaggio [mm] 30
MAZDA	


CS-362	
	Bore Ø 1/Alesaggio-Ø 1 [mm] 22,2
	Fitted Diam./Diam. montaggio [mm] 30,4
MAZDA	


CS-367	
	Bore Ø 1/Alesaggio-Ø 1 [mm] 25,4
	Fitted Diam./Diam. montaggio [mm] 30
MAZDA	


CS-363	
	Bore Ø 1/Alesaggio-Ø 1 [mm] 22,1
	Fitted Diam./Diam. montaggio [mm] 30
MAZDA	











CS-368	
	Bore Ø 1/Alesaggio-Ø 1 [mm] 17,4
	Fitted Diam./Diam. montaggio [mm] 30
MAZDA	


CS-364	
	Bore Ø 1/Alesaggio-Ø 1 [mm] 17,4
	Fitted Diam./Diam. montaggio [mm] 31,3
MAZDA	

CS-369	
	Bore Ø 1/Alesaggio-Ø 1 [mm] 17,5
	Fitted Diam./Diam. montaggio [mm] 30
MAZDA	

CS-365	
	Bore Ø 1/Alesaggio-Ø 1 [mm] 17,4
	Fitted Diam./Diam. montaggio [mm] 31,4
MAZDA	

CS-370	
	Bore Ø 1/Alesaggio-Ø 1 [mm] 17,4
	Fitted Diam./Diam. montaggio [mm] 30,3
MAZDA	

CS-371		CS-396	
	Bore Ø 1/Alesaggio-Ø 1 [mm]		Bore Ø 1/Alesaggio-Ø 1 [mm]
	Fitted Diam./Diam. montaggio [mm]		Fitted Diam./Diam. montaggio [mm]
MAZDA		MAZDA	
CS-373		CS-397	
	Bore Ø 1/Alesaggio-Ø 1 [mm]		Bore Ø 1/Alesaggio-Ø 1 [mm]
	Fitted Diam./Diam. montaggio [mm]		Fitted Diam./Diam. montaggio [mm]
KIA		MAZDA	
CS-379		CS-398	
	Bore Ø 1/Alesaggio-Ø 1 [mm]		Bore Ø 1/Alesaggio-Ø 1 [mm]
	Fitted Diam./Diam. montaggio [mm]		Fitted Diam./Diam. montaggio [mm]
MAZDA		MAZDA	
CS-394		CS-399	
	Bore Ø 1/Alesaggio-Ø 1 [mm]		Bore Ø 1/Alesaggio-Ø 1 [mm]
	Fitted Diam./Diam. montaggio [mm]		Fitted Diam./Diam. montaggio [mm]
MAZDA		MAZDA	
CS-395		CS-400	
	Bore Ø 1/Alesaggio-Ø 1 [mm]		Bore Ø 1/Alesaggio-Ø 1 [mm]
	Fitted Diam./Diam. montaggio [mm]		Fitted Diam./Diam. montaggio [mm]
MAZDA		HONDA	

CS-403	
	Bore Ø 1/Alesaggio-Ø 1 [mm] 19
	Fitted Diam./Diam. montaggio [mm] 34
HONDA - TRIUMPH	

CS-435	
	Bore Ø 1/Alesaggio-Ø 1 [mm] 17,4
	Fitted Diam./Diam. montaggio [mm] 30,4
HONDA	

CS-404	
	Bore Ø 1/Alesaggio-Ø 1 [mm] 19
	Fitted Diam./Diam. montaggio [mm] 34,2

CS-436	
	Bore Ø 1/Alesaggio-Ø 1 [mm] 19
	Fitted Diam./Diam. montaggio [mm] 33,8
HONDA	

CS-406	
	Bore Ø 1/Alesaggio-Ø 1 [mm] 17,7
	Fitted Diam./Diam. montaggio [mm] 33,8
HONDA	

CS-450	
	Bore Ø 1/Alesaggio-Ø 1 [mm] 17,4
	Fitted Diam./Diam. montaggio [mm] 33,3
ROVER - HONDA - TRIUMPH	

CS-407	
	Bore Ø 1/Alesaggio-Ø 1 [mm] 19
	Fitted Diam./Diam. montaggio [mm] 32,3
HONDA	

CS-451	
	Bore Ø 1/Alesaggio-Ø 1 [mm] 19
	Fitted Diam./Diam. montaggio [mm] 32
ROVER - HONDA	

CS-410	
	Bore Ø 1/Alesaggio-Ø 1 [mm] 19
	Fitted Diam./Diam. montaggio [mm] 37,5
HONDA - ROVER	


CS-452	
	Bore Ø 1/Alesaggio-Ø 1 [mm] 20,6
	Fitted Diam./Diam. montaggio [mm] 32,4
HONDA	

CS-453	
	Bore Ø 1/Alesaggio-Ø 1 [mm] 19
	Fitted Diam./Diam. montaggio [mm] 32,2
HONDA	

CS-459	
	Bore Ø 1/Alesaggio-Ø 1 [mm] 19
	Fitted Diam./Diam. montaggio [mm] 34
HONDA	

CS-454	
	Bore Ø 1/Alesaggio-Ø 1 [mm] 19
	Fitted Diam./Diam. montaggio [mm] 33,8
HONDA	

CS-460	
	Bore Ø 1/Alesaggio-Ø 1 [mm] 20,6
	Fitted Diam./Diam. montaggio [mm] 33,7
HONDA	

CS-455	
	Bore Ø 1/Alesaggio-Ø 1 [mm] 19
	Fitted Diam./Diam. montaggio [mm] 32,2
HONDA	

CS-461	
	Bore Ø 1/Alesaggio-Ø 1 [mm] 20,5
	Fitted Diam./Diam. montaggio [mm] 34
HONDA	

CS-456	
	Bore Ø 1/Alesaggio-Ø 1 [mm] 19
	Fitted Diam./Diam. montaggio [mm] 33,3
HONDA	

CS-499	
	Bore Ø 1/Alesaggio-Ø 1 [mm] 20,6
	Fitted Diam./Diam. montaggio [mm] 33,7

CS-457	
	Bore Ø 1/Alesaggio-Ø 1 [mm] 19
	Fitted Diam./Diam. montaggio [mm] 34,2
HONDA - SUZUKI	


CS-500	
	Bore Ø 1/Alesaggio-Ø 1 [mm] 20,6
	Fitted Diam./Diam. montaggio [mm] 30
MITSUBISHI	

CS-501	
	Bore Ø 1/Alesaggio-Ø 1 [mm] 20,6
	Fitted Diam./Diam. montaggio [mm] 30,3
MITSUBISHI	

CS-514	
	Bore Ø 1/Alesaggio-Ø 1 [mm] 19
	Fitted Diam./Diam. montaggio [mm] 31,4
MITSUBISHI	

CS-502	
	Bore Ø 1/Alesaggio-Ø 1 [mm] 19
	Fitted Diam./Diam. montaggio [mm] 29,9
MITSUBISHI - HYUNDAI	


CS-517	
	Bore Ø 1/Alesaggio-Ø 1 [mm] 17,4
	Fitted Diam./Diam. montaggio [mm] 29,8

CS-503	
	Bore Ø 1/Alesaggio-Ø 1 [mm] 19
	Fitted Diam./Diam. montaggio [mm] 30
HYUNDAI - MITSUBISHI	

CS-525	
	Bore Ø/Alesaggio-Ø [mm] 19,05
SMART - MITSUBISHI	

CS-508	
	Bore Ø 1/Alesaggio-Ø 1 [mm] 17,4
	Fitted Diam./Diam. montaggio [mm] 29,9
MITSUBISHI	

CS-526	
	Fitted Diam./Diam. montaggio [mm] 30
	Bore Ø 1/Alesaggio-Ø 1 [mm] 24
MITSUBISHI	

CS-509	
	Bore Ø 1/Alesaggio-Ø 1 [mm] 17,4
	Fitted Diam./Diam. montaggio [mm] 30
MITSUBISHI	

CS-527	
	Bore Ø 1/Alesaggio-Ø 1 [mm] 23,8
	Fitted Diam./Diam. montaggio [mm] 35
TOYOTA	

CS-528	
 <p>NEW</p>	Fitted Diam./Diam. montaggio [mm] 30
	Bore Ø 1/Alesaggio-Ø 1 [mm] 24
<p>MITSUBISHI</p>	

CS-535	
	Bore Ø 1/Alesaggio-Ø 1 [mm] 20,6
	Fitted Diam./Diam. montaggio [mm] 29,9
<p>MITSUBISHI</p>	

CS-531	
	Bore Ø 1/Alesaggio-Ø 1 [mm] 19
	Fitted Diam./Diam. montaggio [mm] 30,1
<p>MITSUBISHI</p>	

CS-536	
	Bore Ø 1/Alesaggio-Ø 1 [mm] 17,4
	Fitted Diam./Diam. montaggio [mm] 30
<p>MITSUBISHI</p>	

CS-532	
	Bore Ø 1/Alesaggio-Ø 1 [mm] 19
	Fitted Diam./Diam. montaggio [mm] 30,1
<p>HYUNDAI - MITSUBISHI</p>	


CS-537	
	Bore Ø 1/Alesaggio-Ø 1 [mm] 22,2
	Fitted Diam./Diam. montaggio [mm] 30,3
<p>MITSUBISHI</p>	

CS-533	
	Bore Ø 1/Alesaggio-Ø 1 [mm] 20,6
	Fitted Diam./Diam. montaggio [mm] 30
<p>MITSUBISHI</p>	

CS-538	
	Bore Ø 1/Alesaggio-Ø 1 [mm] 22
	Fitted Diam./Diam. montaggio [mm] 30
<p>MITSUBISHI</p>	

CS-534	
	Bore Ø 1/Alesaggio-Ø 1 [mm] 20,5
	Fitted Diam./Diam. montaggio [mm] 30
<p>MITSUBISHI</p>	

CS-539	
	Bore Ø 1/Alesaggio-Ø 1 [mm] 17,4
	Fitted Diam./Diam. montaggio [mm] 15,5
<p>MITSUBISHI</p>	

CS-569	
	Bore Ø 1/Alesaggio-Ø 1 [mm] 20,6
	Fitted Diam./Diam. montaggio [mm] 30,3
DAIHATSU - MITSUBISHI	

CS-575	
	Bore Ø 1/Alesaggio-Ø 1 [mm] 19
	Fitted Diam./Diam. montaggio [mm] 37,6
HYUNDAI	


CS-571	
	Bore Ø 1/Alesaggio-Ø 1 [mm] 20,6
	Fitted Diam./Diam. montaggio [mm] 37,5
HYUNDAI	

CS-576	
	Bore Ø 1/Alesaggio-Ø 1 [mm] 19
	Fitted Diam./Diam. montaggio [mm] 37,6
HYUNDAI	

CS-572	
	Bore Ø 1/Alesaggio-Ø 1 [mm] 20,6
	Fitted Diam./Diam. montaggio [mm] 37,3
HYUNDAI	

CS-577	
	Bore Ø 1/Alesaggio-Ø 1 [mm] 19
	Fitted Diam./Diam. montaggio [mm] 37,7
HYUNDAI	

CS-573	
	Bore Ø 1/Alesaggio-Ø 1 [mm] 20,6
	Fitted Diam./Diam. montaggio [mm] 37,9
HYUNDAI	

CS-579	
	Bore Ø 1/Alesaggio-Ø 1 [mm] 19
	Fitted Diam./Diam. montaggio [mm] 15,5
PROTON - MITSUBISHI	

CS-574	
	Bore Ø 1/Alesaggio-Ø 1 [mm] 20,6
	Fitted Diam./Diam. montaggio [mm] 37,5
HYUNDAI	

CS-580	
	Bore Ø 1/Alesaggio-Ø 1 [mm] 28,6
	Fitted Diam./Diam. montaggio [mm] 31,9
MITSUBISHI	


CS-581	
	Bore Ø 1/Alesaggio-Ø 1 [mm] 28,5
	Fitted Diam./Diam. montaggio [mm] 32
mitsubishi	

CS-586	
	Bore Ø 1/Alesaggio-Ø 1 [mm] 28,5
	Fitted Diam./Diam. montaggio [mm] 31,9
mitsubishi	

CS-582	
	Bore Ø 1/Alesaggio-Ø 1 [mm] 28,5
	Fitted Diam./Diam. montaggio [mm] 32
mitsubishi	

CS-587	
	Bore Ø 1/Alesaggio-Ø 1 [mm] 28,5
	Fitted Diam./Diam. montaggio [mm] 31,7
mitsubishi	

CS-583	
	Bore Ø 1/Alesaggio-Ø 1 [mm] 28,6
	Fitted Diam./Diam. montaggio [mm] 31,9
mitsubishi	


CS-588	
	Bore Ø 1/Alesaggio-Ø 1 [mm] 22,1
	Fitted Diam./Diam. montaggio [mm] 31,9
mitsubishi	

CS-584	
	Bore Ø 1/Alesaggio-Ø 1 [mm] 28,5
	Fitted Diam./Diam. montaggio [mm] 31,8
mitsubishi	


CS-589	
	Bore Ø 1/Alesaggio-Ø 1 [mm] 19
	Fitted Diam./Diam. montaggio [mm] 38,2
hyundai	

CS-585	
	Bore Ø 1/Alesaggio-Ø 1 [mm] 28,5
	Fitted Diam./Diam. montaggio [mm] 31,8
mitsubishi	

CS-590	
	Bore Ø 1/Alesaggio-Ø 1 [mm] 19
	Fitted Diam./Diam. montaggio [mm] 37,1
hyundai	

CS-593	
	Bore Ø 1/Alesaggio-Ø 1 [mm] 23,8
	Fitted Diam./Diam. montaggio [mm] 29,8
MITSUBISHI	

CS-598	
	Bore Ø 1/Alesaggio-Ø 1 [mm] 20,6
	Fitted Diam./Diam. montaggio [mm] 32,4
HYUNDAI	

CS-594	
	Bore Ø 1/Alesaggio-Ø 1 [mm] 23,7
	Fitted Diam./Diam. montaggio [mm] 29,9
MITSUBISHI	

CS-599	
	Bore Ø 1/Alesaggio-Ø 1 [mm] 20,6
	Fitted Diam./Diam. montaggio [mm] 30
HYUNDAI	

CS-595	
	Bore Ø 1/Alesaggio-Ø 1 [mm] 19
	Fitted Diam./Diam. montaggio [mm] 15,5
MITSUBISHI	

CS-600	
	Bore Ø 1/Alesaggio-Ø 1 [mm] 15,8
	Fitted Diam./Diam. montaggio [mm] 25
DAIHATSU	


CS-596	
	Bore Ø 1/Alesaggio-Ø 1 [mm] 19
	Fitted Diam./Diam. montaggio [mm] 30,1
MITSUBISHI	

CS-601	
	Bore Ø 1/Alesaggio-Ø 1 [mm] 17,4
	Fitted Diam./Diam. montaggio [mm] 32,2
DAIHATSU	

CS-597	
	Bore Ø 1/Alesaggio-Ø 1 [mm] 20,6
	Fitted Diam./Diam. montaggio [mm] 29,8
HYUNDAI	

CS-602	
	Bore Ø 1/Alesaggio-Ø 1 [mm] 19
	Fitted Diam./Diam. montaggio [mm] 24,6

CS-603	
	Bore Ø 1/Alesaggio-Ø 1 [mm] 22,2
	Fitted Diam./Diam. montaggio [mm] 29,9
DAIHATSU	

CS-611	
	Bore Ø 1/Alesaggio-Ø 1 [mm] 14,2
	Fitted Diam./Diam. montaggio [mm] 27,7
DAIHATSU	

CS-606	
	Bore Ø 1/Alesaggio-Ø 1 [mm] 14,2
	Fitted Diam./Diam. montaggio [mm] 33,6
DAIHATSU	

CS-612	
	Bore Ø 1/Alesaggio-Ø 1 [mm] 22,1
	Fitted Diam./Diam. montaggio [mm] 29,9
DAIHATSU	


CS-607	
	Bore Ø 1/Alesaggio-Ø 1 [mm] 17,4
	Fitted Diam./Diam. montaggio [mm] 32,5
DAIHATSU	

CS-613	
	Bore Ø 1/Alesaggio-Ø 1 [mm] 15,9
	Fitted Diam./Diam. montaggio [mm] 35,5
DAIHATSU	

CS-608	
	Bore Ø 1/Alesaggio-Ø 1 [mm] 17,4
	Fitted Diam./Diam. montaggio [mm] 30,8
DAIHATSU	


CS-614	
	Bore Ø 1/Alesaggio-Ø 1 [mm] 25,3
	Fitted Diam./Diam. montaggio [mm] 34,9
DAIHATSU	

CS-609	
	Bore Ø 1/Alesaggio-Ø 1 [mm] 17,4
	Fitted Diam./Diam. montaggio [mm] 35,7
DAIHATSU	

CS-615	
	Bore Ø 1/Alesaggio-Ø 1 [mm] 17,4
	Fitted Diam./Diam. montaggio [mm] 35
DAIHATSU	

CS-616	
	Bore Ø 1/Alesaggio-Ø 1 [mm] 22,2
	Fitted Diam./Diam. montaggio [mm] 35
DAIHATSU	

CS-699	
	Bore Ø 1/Alesaggio-Ø 1 [mm] 17,5
	Fitted Diam./Diam. montaggio [mm] 29,9
PIAGGIO	

CS-618	
	Bore Ø 1/Alesaggio-Ø 1 [mm] 17,4
	Fitted Diam./Diam. montaggio [mm] 30,5
DAIHATSU	

CS-700	
	Bore Ø 1/Alesaggio-Ø 1 [mm] 15,8
	Fitted Diam./Diam. montaggio [mm] 17
SUBARU	

CS-630	
	Bore Ø 1/Alesaggio-Ø 1 [mm] 17,4
	Fitted Diam./Diam. montaggio [mm] 23,8
DAIHATSU - SUBARU	

CS-702	
	Bore Ø 1/Alesaggio-Ø 1 [mm] 14,2
	Fitted Diam./Diam. montaggio [mm] 17,4
SUBARU	

CS-631	
	Bore Ø 1/Alesaggio-Ø 1 [mm] 17,4
	Fitted Diam./Diam. montaggio [mm] 23,8
DAIHATSU - SUBARU	

CS-703	
	Bore Ø 1/Alesaggio-Ø 1 [mm] 17,4
	Fitted Diam./Diam. montaggio [mm] 29,7
SUBARU	

CS-632	
	Bore Ø 1/Alesaggio-Ø 1 [mm] 17,4
	Fitted Diam./Diam. montaggio [mm] 27,3
DAIHATSU	


CS-704	
	Bore Ø 1/Alesaggio-Ø 1 [mm] 17,4
	Fitted Diam./Diam. montaggio [mm] 17
SUBARU	

CS-705	
	Bore Ø 1/Alesaggio-Ø 1 [mm] 19
	Fitted Diam./Diam. montaggio [mm] 29,9
SUBARU	


CS-711	
	Bore Ø 1/Alesaggio-Ø 1 [mm] 19
	Fitted Diam./Diam. montaggio [mm] 17
SUBARU	

CS-706	
	Bore Ø 1/Alesaggio-Ø 1 [mm] 17,5
	Fitted Diam./Diam. montaggio [mm] 16,6
SUBARU	

CS-712	
	Bore Ø 1/Alesaggio-Ø 1 [mm] 19
	Fitted Diam./Diam. montaggio [mm] 30,5
SUBARU	

CS-707	
	Bore Ø 1/Alesaggio-Ø 1 [mm] 17,5
	Fitted Diam./Diam. montaggio [mm] 16,2
SUBARU	


CS-713	
	Bore Ø 1/Alesaggio-Ø 1 [mm] 17,4
	Fitted Diam./Diam. montaggio [mm] 30,4
SUBARU	


CS-708	
	Bore Ø 1/Alesaggio-Ø 1 [mm] 14,3
SUBARU	

CS-798	
	Bore Ø 1/Alesaggio-Ø 1 [mm] 14,2
	Fitted Diam./Diam. montaggio [mm] 31
SUBARU	


CS-709	
	Bore Ø 1/Alesaggio-Ø 1 [mm] 17,5
	Fitted Diam./Diam. montaggio [mm] 28
SUBARU	

CS-799	
	Bore Ø 1/Alesaggio-Ø 1 [mm] 15,5
	Fitted Diam./Diam. montaggio [mm] 30,8
SUZUKI - SUBARU	

CS-800	
	Bore Ø 1/Alesaggio-Ø 1 [mm] 25
	Fitted Diam./Diam. montaggio [mm] 34
MARUTI - SUZUKI	

CS-806	
	Bore Ø 1/Alesaggio-Ø 1 [mm] 25,3
	Fitted Diam./Diam. montaggio [mm] 30,3
SUZUKI	

CS-801	
	Bore Ø 1/Alesaggio-Ø 1 [mm] 25,3
	Fitted Diam./Diam. montaggio [mm] 32,1
SUZUKI - MARUTI	

CS-807	
	Bore Ø 1/Alesaggio-Ø 1 [mm] 25,4
	Fitted Diam./Diam. montaggio [mm] 30
SUZUKI	

CS-802	
	Bore Ø 1/Alesaggio-Ø 1 [mm] 22,2
	Fitted Diam./Diam. montaggio [mm] 29,1
SUZUKI	


CS-808	
	Bore Ø 1/Alesaggio-Ø 1 [mm] 15,8
	Fitted Diam./Diam. montaggio [mm] 29
SUZUKI	


CS-803	
	Bore Ø 1/Alesaggio-Ø 1 [mm] 20,6
	Fitted Diam./Diam. montaggio [mm] 29,2

CS-809	
	Bore Ø 1/Alesaggio-Ø 1 [mm] 15,8
	Fitted Diam./Diam. montaggio [mm] 29,3

CS-804	
	Bore Ø 1/Alesaggio-Ø 1 [mm] 22,3
	Fitted Diam./Diam. montaggio [mm] 29,5
SUZUKI	

CS-810	
	Bore Ø 1/Alesaggio-Ø 1 [mm] 15,8
	Fitted Diam./Diam. montaggio [mm] 29,6
SUZUKI - MARUTI	


CS-811	
	Bore Ø 1/Alesaggio-Ø 1 [mm] 22,1
	Fitted Diam./Diam. montaggio [mm] 29,4
SUZUKI	

CS-816	
	Bore Ø 1/Alesaggio-Ø 1 [mm] 19
	Fitted Diam./Diam. montaggio [mm] 29,5
SUZUKI - BEDFORD	


CS-812	
	Bore Ø 1/Alesaggio-Ø 1 [mm] 22,2
	Fitted Diam./Diam. montaggio [mm] 29,6
SUZUKI	

CS-817	
	Bore Ø 1/Alesaggio-Ø 1 [mm] 19
	Fitted Diam./Diam. montaggio [mm] 29,6
SUZUKI - BEDFORD	

CS-813	
	Bore Ø 1/Alesaggio-Ø 1 [mm] 15,9
	Fitted Diam./Diam. montaggio [mm] 30,5
SUZUKI	

CS-818	
	Bore Ø 1/Alesaggio-Ø 1 [mm] 17,4
	Fitted Diam./Diam. montaggio [mm] 30,5
SUZUKI	

CS-814	
	Bore Ø 1/Alesaggio-Ø 1 [mm] 25,5
	Fitted Diam./Diam. montaggio [mm] 33
SUZUKI	

CS-819	
	Bore Ø 1/Alesaggio-Ø 1 [mm] 15,8
	Fitted Diam./Diam. montaggio [mm] 31,2
SUZUKI	


CS-815	
	Bore Ø 1/Alesaggio-Ø 1 [mm] 25,3
	Fitted Diam./Diam. montaggio [mm] 33,4
SUZUKI	

CS-820	
	Bore Ø 1/Alesaggio-Ø 1 [mm] 23,8
	Fitted Diam./Diam. montaggio [mm] 31,5
SUZUKI	


CS-821	
	Bore Ø 1/Alesaggio-Ø 1 [mm] 23,7
	Fitted Diam./Diam. montaggio [mm] 31,5
SUZUKI	

CS-830	
	Bore Ø 1/Alesaggio-Ø 1 [mm] 22
	Fitted Diam./Diam. montaggio [mm] 33
SUZUKI	

CS-822	
	Bore Ø 1/Alesaggio-Ø 1 [mm] 23,7
	Fitted Diam./Diam. montaggio [mm] 31,6
SUZUKI	

CS-832	
	Bore Ø 1/Alesaggio-Ø 1 [mm] 17,4
	Fitted Diam./Diam. montaggio [mm] 35,6
SUZUKI - SUBARU	

CS-823	
	Bore Ø 1/Alesaggio-Ø 1 [mm] 22,1
	Fitted Diam./Diam. montaggio [mm] 34
SUZUKI	











CS-837	
	Bore Ø 1/Alesaggio-Ø 1 [mm] 17,4
	Fitted Diam./Diam. montaggio [mm] 35,6
SUBARU - SUZUKI	

CS-824	
	Bore Ø 1/Alesaggio-Ø 1 [mm] 22,2
	Fitted Diam./Diam. montaggio [mm] 34,2
SUZUKI	

CS-840	
	Bore Ø 1/Alesaggio-Ø 1 [mm] 15,8
	Fitted Diam./Diam. montaggio [mm] 15,8
SUBARU - SUZUKI - DAIHATSU	


CS-829	
	Bore Ø 1/Alesaggio-Ø 1 [mm] 22
	Fitted Diam./Diam. montaggio [mm] 33
SUZUKI	

CS-841	
	Bore Ø 1/Alesaggio-Ø 1 [mm] 15,8
	Fitted Diam./Diam. montaggio [mm] 31
SUZUKI	

<p style="text-align: center;">CS-842</p>  <p style="text-align: center;">SUZUKI</p>	<table border="1"> <tr> <td>Bore Ø 1/Alesaggio-Ø 1 [mm]</td> <td style="text-align: right;">19</td> </tr> <tr> <td>Fitted Diam./Diam. montaggio [mm]</td> <td style="text-align: right;">34</td> </tr> </table>	Bore Ø 1/Alesaggio-Ø 1 [mm]	19	Fitted Diam./Diam. montaggio [mm]	34
Bore Ø 1/Alesaggio-Ø 1 [mm]	19				
Fitted Diam./Diam. montaggio [mm]	34				
<p style="text-align: center;">CS-895</p>  <p style="text-align: center;">NISSAN</p>	<table border="1"> <tr> <td>Bore Ø 1/Alesaggio-Ø 1 [mm]</td> <td style="text-align: right;">25,3</td> </tr> <tr> <td>Fitted Diam./Diam. montaggio [mm]</td> <td style="text-align: right;">35,1</td> </tr> </table>	Bore Ø 1/Alesaggio-Ø 1 [mm]	25,3	Fitted Diam./Diam. montaggio [mm]	35,1
Bore Ø 1/Alesaggio-Ø 1 [mm]	25,3				
Fitted Diam./Diam. montaggio [mm]	35,1				
<p style="text-align: center;">CS-846</p>  <p style="text-align: center;">FIAT - SUZUKI</p>	<table border="1"> <tr> <td>Bore Ø 1/Alesaggio-Ø 1 [mm]</td> <td style="text-align: right;">19</td> </tr> <tr> <td>Fitted Diam./Diam. montaggio [mm]</td> <td style="text-align: right;">19,8</td> </tr> </table>	Bore Ø 1/Alesaggio-Ø 1 [mm]	19	Fitted Diam./Diam. montaggio [mm]	19,8
Bore Ø 1/Alesaggio-Ø 1 [mm]	19				
Fitted Diam./Diam. montaggio [mm]	19,8				
<p style="text-align: center;">CS-896</p>  <p style="text-align: center;">NISSAN</p>	<table border="1"> <tr> <td>Bore Ø 1/Alesaggio-Ø 1 [mm]</td> <td style="text-align: right;">25,3</td> </tr> <tr> <td>Fitted Diam./Diam. montaggio [mm]</td> <td style="text-align: right;">31,9</td> </tr> </table>	Bore Ø 1/Alesaggio-Ø 1 [mm]	25,3	Fitted Diam./Diam. montaggio [mm]	31,9
Bore Ø 1/Alesaggio-Ø 1 [mm]	25,3				
Fitted Diam./Diam. montaggio [mm]	31,9				
<p style="text-align: center;">CS-892</p> 	<table border="1"> <tr> <td>Bore Ø 1/Alesaggio-Ø 1 [mm]</td> <td style="text-align: right;">19</td> </tr> <tr> <td>Fitted Diam./Diam. montaggio [mm]</td> <td style="text-align: right;">34,8</td> </tr> </table>	Bore Ø 1/Alesaggio-Ø 1 [mm]	19	Fitted Diam./Diam. montaggio [mm]	34,8
Bore Ø 1/Alesaggio-Ø 1 [mm]	19				
Fitted Diam./Diam. montaggio [mm]	34,8				
<p style="text-align: center;">CS-899</p>  <p style="text-align: center;">SUZUKI</p>	<table border="1"> <tr> <td>Bore Ø 1/Alesaggio-Ø 1 [mm]</td> <td style="text-align: right;">22</td> </tr> <tr> <td>Fitted Diam./Diam. montaggio [mm]</td> <td style="text-align: right;">30,8</td> </tr> </table>	Bore Ø 1/Alesaggio-Ø 1 [mm]	22	Fitted Diam./Diam. montaggio [mm]	30,8
Bore Ø 1/Alesaggio-Ø 1 [mm]	22				
Fitted Diam./Diam. montaggio [mm]	30,8				
<p style="text-align: center;">CS-893</p> 	<table border="1"> <tr> <td>Bore Ø 1/Alesaggio-Ø 1 [mm]</td> <td style="text-align: right;">19</td> </tr> <tr> <td>Fitted Diam./Diam. montaggio [mm]</td> <td style="text-align: right;">35,5</td> </tr> </table>	Bore Ø 1/Alesaggio-Ø 1 [mm]	19	Fitted Diam./Diam. montaggio [mm]	35,5
Bore Ø 1/Alesaggio-Ø 1 [mm]	19				
Fitted Diam./Diam. montaggio [mm]	35,5				
<p style="text-align: center;">CS-901</p>  <p style="text-align: center;">OPEL - ISUZU - BEDFORD</p>	<table border="1"> <tr> <td>Bore Ø 1/Alesaggio-Ø 1 [mm]</td> <td style="text-align: right;">25,4</td> </tr> <tr> <td>Fitted Diam./Diam. montaggio [mm]</td> <td style="text-align: right;">33,9</td> </tr> </table>	Bore Ø 1/Alesaggio-Ø 1 [mm]	25,4	Fitted Diam./Diam. montaggio [mm]	33,9
Bore Ø 1/Alesaggio-Ø 1 [mm]	25,4				
Fitted Diam./Diam. montaggio [mm]	33,9				
<p style="text-align: center;">CS-894</p>  <p style="text-align: center;">SUZUKI</p>	<table border="1"> <tr> <td>Bore Ø 1/Alesaggio-Ø 1 [mm]</td> <td style="text-align: right;">22</td> </tr> <tr> <td>Fitted Diam./Diam. montaggio [mm]</td> <td style="text-align: right;">31,5</td> </tr> </table>	Bore Ø 1/Alesaggio-Ø 1 [mm]	22	Fitted Diam./Diam. montaggio [mm]	31,5
Bore Ø 1/Alesaggio-Ø 1 [mm]	22				
Fitted Diam./Diam. montaggio [mm]	31,5				
<p style="text-align: center;">CS-902</p>  <p style="text-align: center;">ISUZU</p>	<table border="1"> <tr> <td>Bore Ø 1/Alesaggio-Ø 1 [mm]</td> <td style="text-align: right;">25,3</td> </tr> <tr> <td>Fitted Diam./Diam. montaggio [mm]</td> <td style="text-align: right;">33,9</td> </tr> </table>	Bore Ø 1/Alesaggio-Ø 1 [mm]	25,3	Fitted Diam./Diam. montaggio [mm]	33,9
Bore Ø 1/Alesaggio-Ø 1 [mm]	25,3				
Fitted Diam./Diam. montaggio [mm]	33,9				


CS-903	
	Bore Ø 1/Alesaggio-Ø 1 [mm] 25,3
	Fitted Diam./Diam. montaggio [mm] 33,9
ISUZU	

CS-996	
	Bore Ø 1/Alesaggio-Ø 1 [mm] 20,5
	Fitted Diam./Diam. montaggio [mm] 29,8
JEEP	

CS-904	
	Bore Ø 1/Alesaggio-Ø 1 [mm] 25,4
	Fitted Diam./Diam. montaggio [mm] 33,9
ISUZU	

CS-997	
	Bore Ø 1/Alesaggio-Ø 1 [mm] 22,1
	Fitted Diam./Diam. montaggio [mm] 34,9
ISUZU	

CS-905	
	Bore Ø 1/Alesaggio-Ø 1 [mm] 25,4
	Fitted Diam./Diam. montaggio [mm] 33,8
ISUZU	

CS-998	
	Bore Ø 1/Alesaggio-Ø 1 [mm] 17,4
	Fitted Diam./Diam. montaggio [mm] 27,4
ISUZU	

CS-906	
	Bore Ø 1/Alesaggio-Ø 1 [mm] 23,8
	Fitted Diam./Diam. montaggio [mm] 35,8
ISUZU	

CS-999	
	Bore Ø 1/Alesaggio-Ø 1 [mm] 22,1
	Fitted Diam./Diam. montaggio [mm] 31,8
JEEP	

CS-907	
	Bore Ø 1/Alesaggio-Ø 1 [mm] 14,3
	Fitted Diam./Diam. montaggio [mm] 28
ISUZU	

CS-H01	
	Bore Ø 1/Alesaggio-Ø 1 [mm] 17,7
	Fitted Diam./Diam. montaggio [mm] 37,5
HYUNDAI	


CS-H02	
 <p>.H02</p>	Bore Ø 1/Alesaggio-Ø 1 [mm] 17,7
	Fitted Diam./Diam. montaggio [mm] 37,3
HYUNDAI	

CS-H11	
 <p>.H11</p>	Bore Ø 1/Alesaggio-Ø 1 [mm] 19
	Fitted Diam./Diam. montaggio [mm] 37,6
HYUNDAI	


CS-H05	
 <p>.H05</p>	Bore Ø 1/Alesaggio-Ø 1 [mm] 24
	Fitted Diam./Diam. montaggio [mm] 37,3
HYUNDAI	

CS-H13	
 <p>.H13</p>	Bore Ø 1/Alesaggio-Ø 1 [mm] 19
	Fitted Diam./Diam. montaggio [mm] 37,6
HYUNDAI - ROVER	

CS-H06	
 <p>.H06</p>	Bore Ø 1/Alesaggio-Ø 1 [mm] 22
	Fitted Diam./Diam. montaggio [mm] 37,5
HYUNDAI	

CS-H14	
 <p>.H14</p>	Bore Ø 1/Alesaggio-Ø 1 [mm] 19
	Fitted Diam./Diam. montaggio [mm] 37,4
HYUNDAI - ROVER	

CS-H07	
 <p>.H07</p>	Bore Ø 1/Alesaggio-Ø 1 [mm] 22
	Fitted Diam./Diam. montaggio [mm] 37,7
HYUNDAI	

CS-H15	
 <p>H15</p>	Bore Ø 1/Alesaggio-Ø 1 [mm] 17,5
	Fitted Diam./Diam. montaggio [mm] 29,5
HYUNDAI	

CS-H08	
 <p>.H08</p>	Bore Ø 1/Alesaggio-Ø 1 [mm] 22,2
	Fitted Diam./Diam. montaggio [mm] 37,5
HYUNDAI	

CS-H16	
 <p>H16</p>	Bore Ø 1/Alesaggio-Ø 1 [mm] 17,5
	Fitted Diam./Diam. montaggio [mm] 29,5
HYUNDAI	

CS-H21	
	Bore Ø 1/Alesaggio-Ø 1 [mm] 20,5
	Fitted Diam./Diam. montaggio [mm] 37,1
HYUNDAI	

CS-K04	
	Bore Ø 1/Alesaggio-Ø 1 [mm] 15,8
	Fitted Diam./Diam. montaggio [mm] 29,6
KIA	

CS-H22	
	Bore Ø 1/Alesaggio-Ø 1 [mm] 20,5
	Fitted Diam./Diam. montaggio [mm] 36,4
HYUNDAI	

CS-K05	
	Bore Ø 1/Alesaggio-Ø 1 [mm] 20,5
	Fitted Diam./Diam. montaggio [mm] 29,9
KIA	

CS-K00	
	Bore Ø 1/Alesaggio-Ø 1 [mm] 19
	Fitted Diam./Diam. montaggio [mm] 30
KIA	

CS-K06	
	Bore Ø 1/Alesaggio-Ø 1 [mm] 19
	Fitted Diam./Diam. montaggio [mm] 31,2
KIA	

CS-K01	
	Bore Ø 1/Alesaggio-Ø 1 [mm] 20
	Fitted Diam./Diam. montaggio [mm] 29,7
KIA	

CS-K07	
	Bore Ø 1/Alesaggio-Ø 1 [mm] 20,6
	Fitted Diam./Diam. montaggio [mm] 30,8
KIA	

CS-K02	
	Bore Ø 1/Alesaggio-Ø 1 [mm] 20,5
	Fitted Diam./Diam. montaggio [mm] 31
KIA	

CS-K08	
	Bore Ø 1/Alesaggio-Ø 1 [mm] 17,4
	Fitted Diam./Diam. montaggio [mm] 31,3
HYUNDAI - KIA	

CS-K09	
	Bore Ø 1/Alesaggio-Ø 1 [mm] 20,6
	Fitted Diam./Diam. montaggio [mm] 30,5
KIA	

CS-K15	
	Bore Ø 1/Alesaggio-Ø 1 [mm] 20,5
	Fitted Diam./Diam. montaggio [mm] 31,2
KIA	

CS-K10	
	Bore Ø 1/Alesaggio-Ø 1 [mm] 20,6
	Fitted Diam./Diam. montaggio [mm] 36,4
KIA	

CS-K16	
	Bore Ø 1/Alesaggio-Ø 1 [mm] 16
	Fitted Diam./Diam. montaggio [mm] 30
KIA	

CS-K12	
	Bore Ø 1/Alesaggio-Ø 1 [mm] 20,5
	Fitted Diam./Diam. montaggio [mm] 36,3
KIA	


CS-K17	
	Bore Ø 1/Alesaggio-Ø 1 [mm] 19
	Fitted Diam./Diam. montaggio [mm] 31
KIA	

CS-K13	
	Bore Ø 1/Alesaggio-Ø 1 [mm] 19
	Fitted Diam./Diam. montaggio [mm] 37,6
KIA	

CS-K19	
	Bore Ø 1/Alesaggio-Ø 1 [mm] 19
	Fitted Diam./Diam. montaggio [mm] 30,6
KIA	

CS-K14	
	Bore Ø 1/Alesaggio-Ø 1 [mm] 19
	Fitted Diam./Diam. montaggio [mm] 37,7
KIA	

CS-K20	
	Bore Ø 1/Alesaggio-Ø 1 [mm] 19
	Fitted Diam./Diam. montaggio [mm] 31
KIA	

CS-M00	
	Bore Ø 1/Alesaggio-Ø 1 [mm] 22
	Fitted Diam./Diam. montaggio [mm] 31,5
SMART	

CS-M05	
	Bore Ø 1/Alesaggio-Ø 1 [mm] 20,5
	Fitted Diam./Diam. montaggio [mm] 32
SMART	

CS-M01	
	Bore Ø 1/Alesaggio-Ø 1 [mm] 17,4
	Fitted Diam./Diam. montaggio [mm] 31,6
SMART	


CS-S99	
	Bore Ø 1/Alesaggio-Ø 1 [mm] 22,2
	Fitted Diam./Diam. montaggio [mm] 36,4
SSANGYONG	

CS-M02	
	Bore Ø 1/Alesaggio-Ø 1 [mm] 22
	Fitted Diam./Diam. montaggio [mm] 31,5
SMART	

CS-W00	
	Bore Ø 1/Alesaggio-Ø 1 [mm] 17,3
	Fitted Diam./Diam. montaggio [mm] 27,8
DAEWOO - OPEL	

CS-M03	
	Bore Ø 1/Alesaggio-Ø 1 [mm] 17,4
	Fitted Diam./Diam. montaggio [mm] 31,5
SMART	

CS-W01	
	Bore Ø 1/Alesaggio-Ø 1 [mm] 19
	Fitted Diam./Diam. montaggio [mm] 27,8
OPEL - DAEWOO	




CS-M04	
	Bore Ø 1/Alesaggio-Ø 1 [mm] 20,5
	Fitted Diam./Diam. montaggio [mm] 32
SMART	

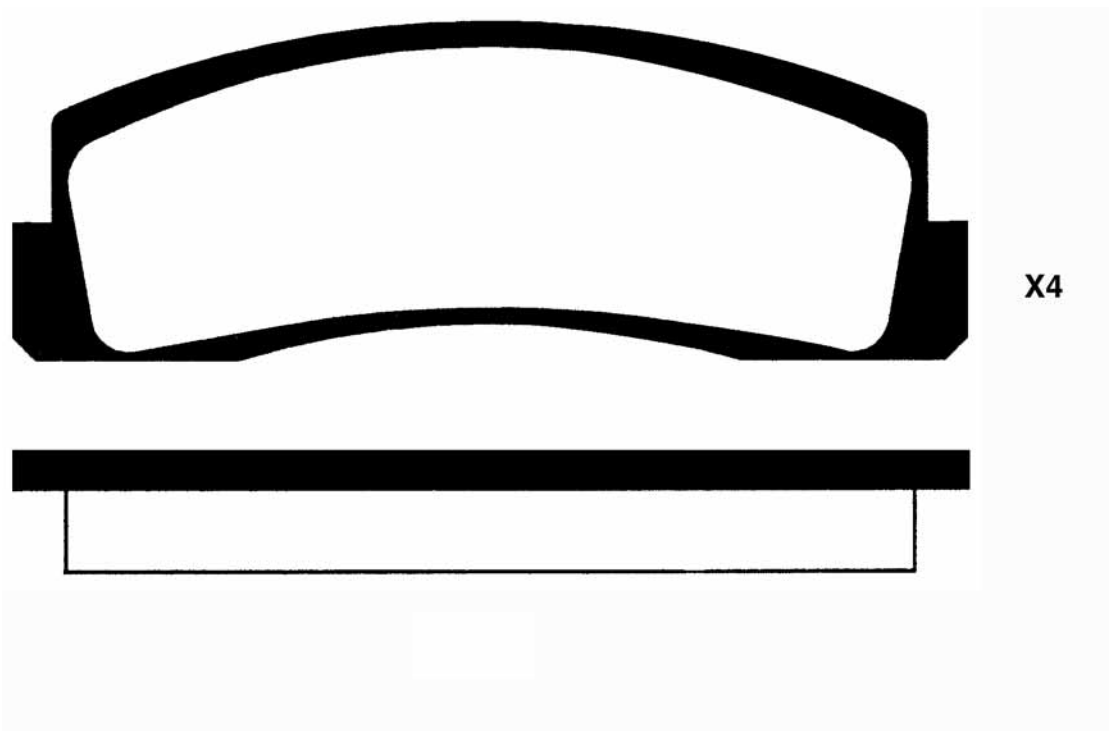
CS-W02	
	Bore Ø 1/Alesaggio-Ø 1 [mm] 17,4
	Fitted Diam./Diam. montaggio [mm] 29,9
CHEVROLET - DAEWOO	

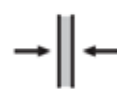
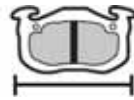
CS-W03	
 <p>.W03</p>	Bore Ø 1/Alesaggio-Ø 1 [mm] 20,5
	Fitted Diam./Diam. montaggio [mm] 27,8
DAEWOO	

CS-W05	
 <p>.W05</p>	Bore Ø 1/Alesaggio-Ø 1 [mm] 20,6
	Fitted Diam./Diam. montaggio [mm] 28
DAEWOO	

CS-W06	
 <p>.W06</p>	Bore Ø 1/Alesaggio-Ø 1 [mm] 19
	Fitted Diam./Diam. montaggio [mm] 28
CHEVROLET - DAEWOO	

PA-000AF LADA				WVA
	L	H	Th	
	126	45,1	15,5	20660





WVA

PA-001AF

TATA (TELCO)

L

143,5

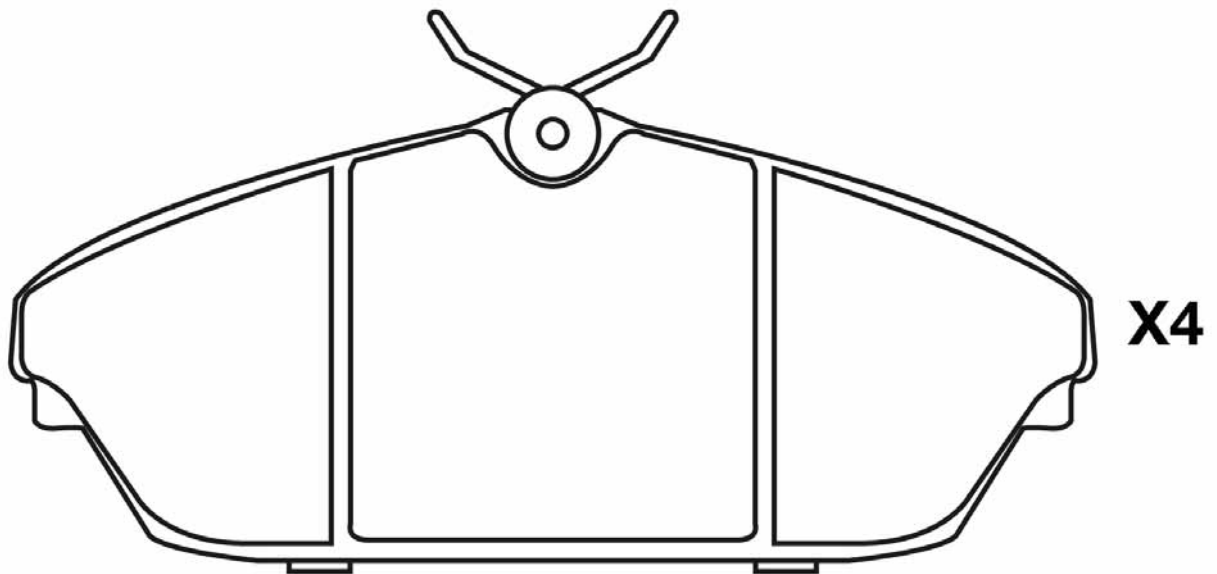
H


60

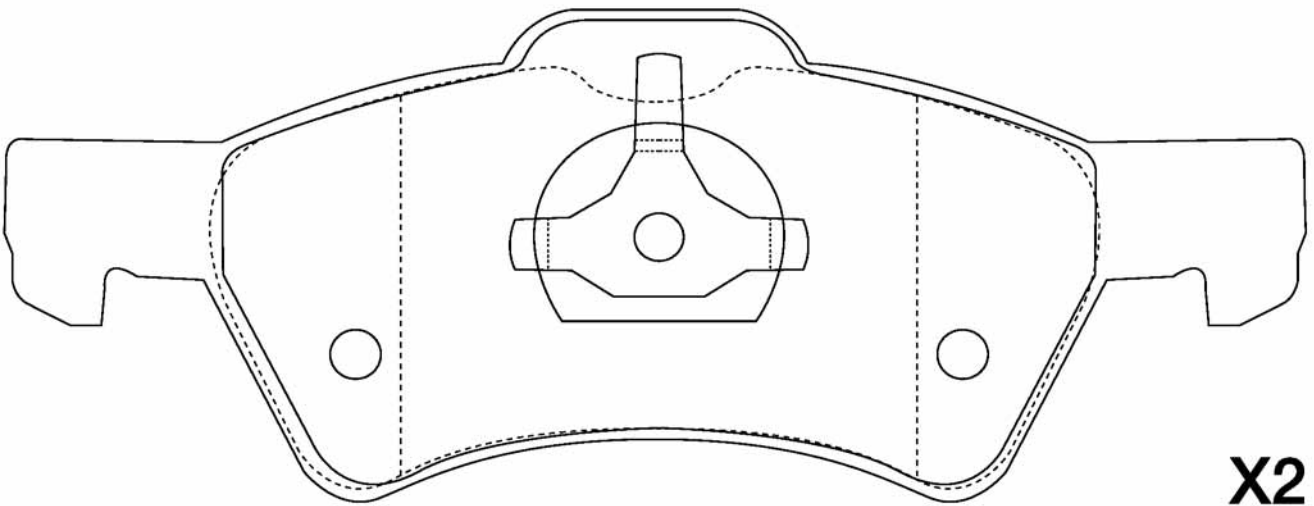
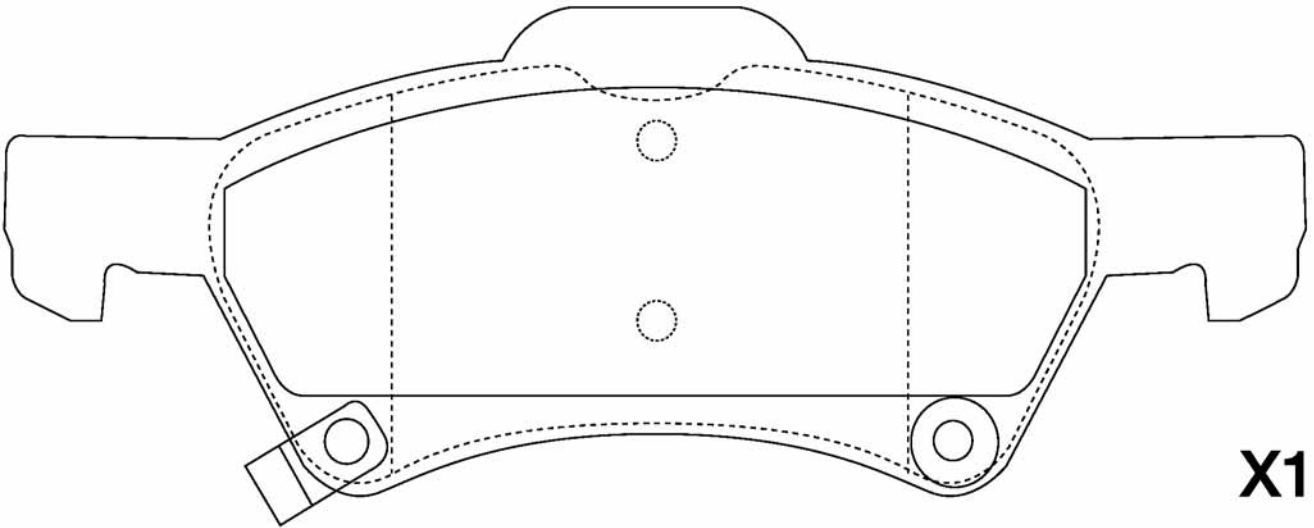
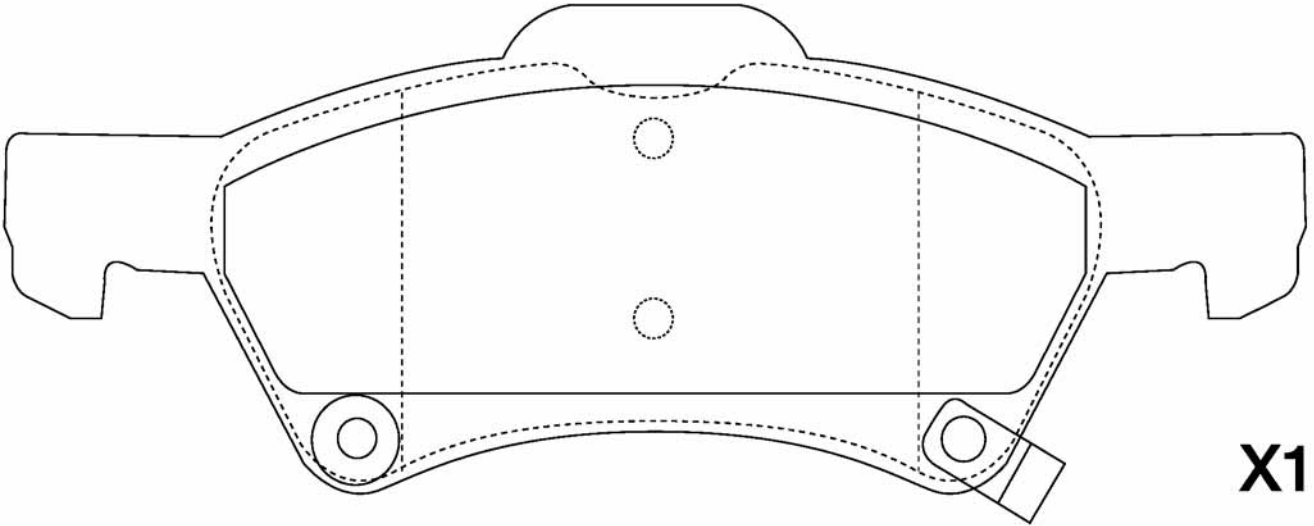
Th



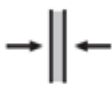
18

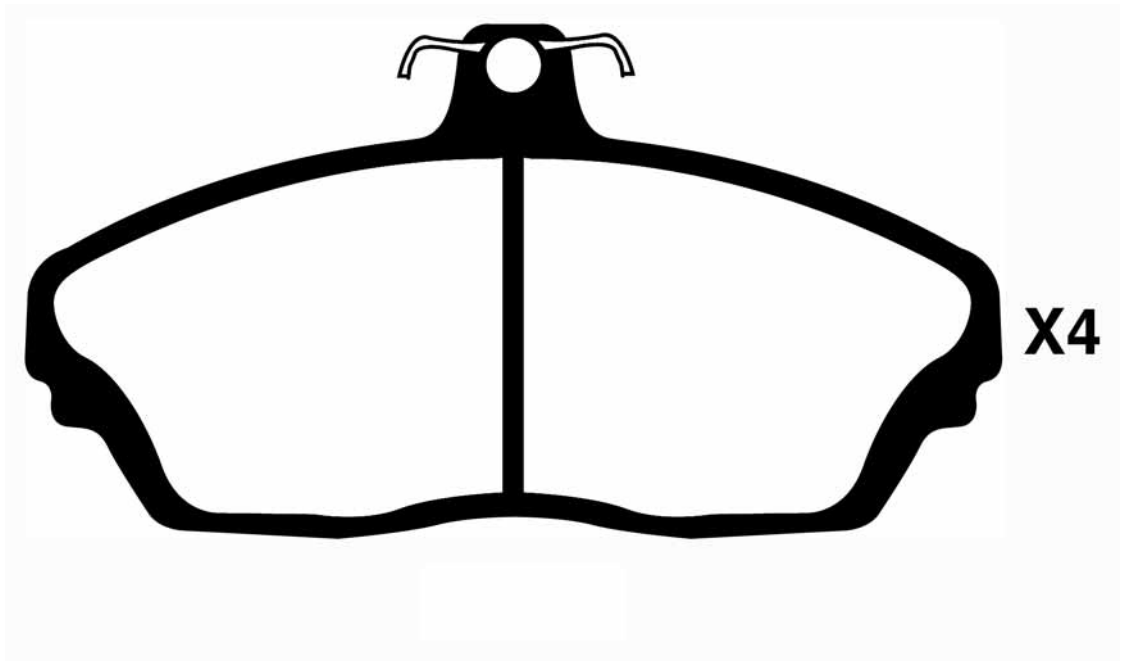
21245

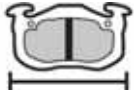

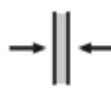


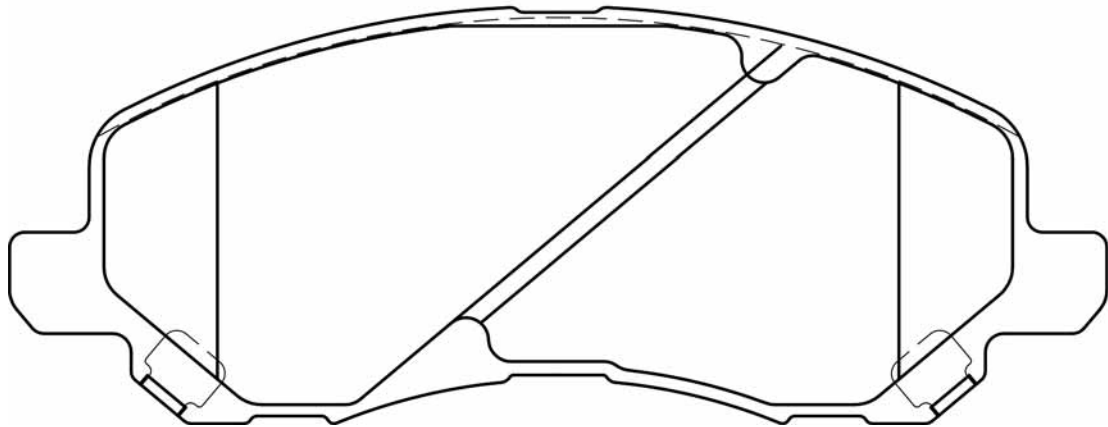
PA-002AF				WVA
	CHRYSLER	L	H	
	172,5	65,4	19	

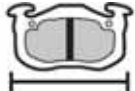




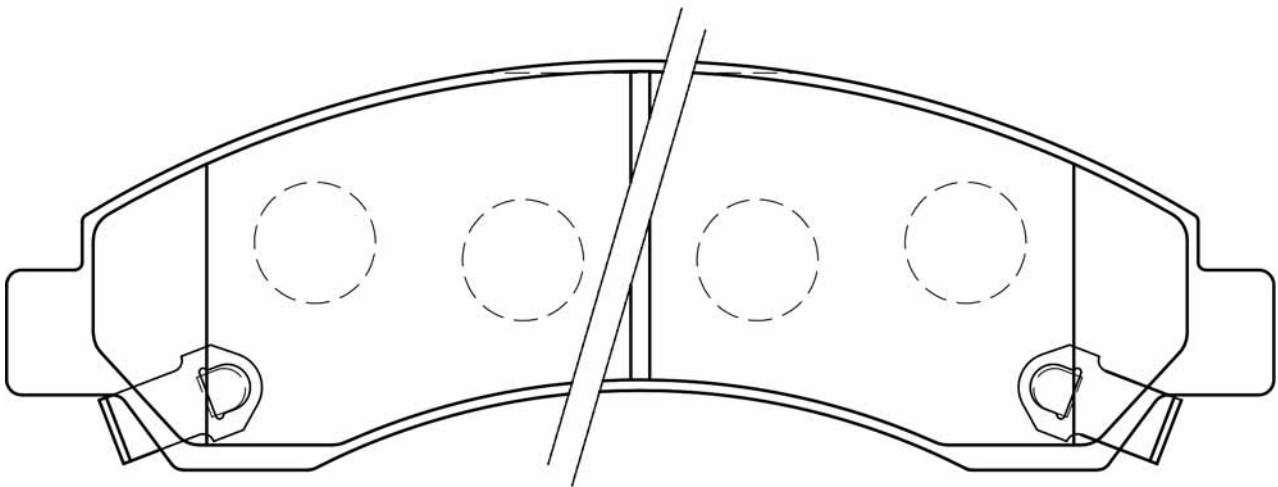
PA-003AF				WVA
TATA (TELCO)	L	H	Th	
	129	68	15,4	






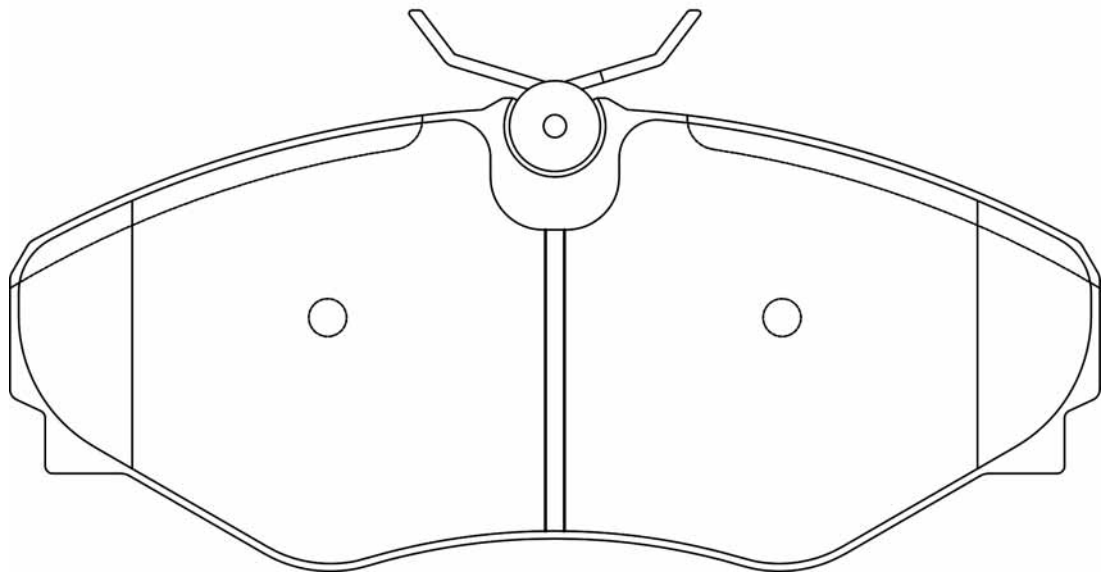
PA-004AF CHRYSLER - JEEP				WVA
	L	H	Th	
	145	55	16	23584




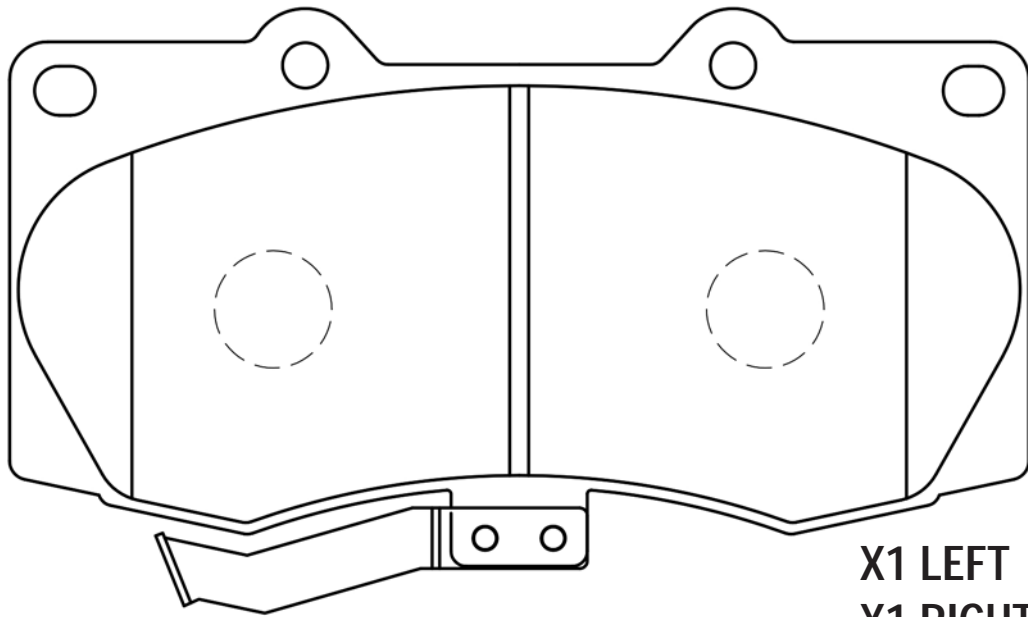
PA-006AF				WVA
GREAT WALL	L	H	Th	
	167	54	17	



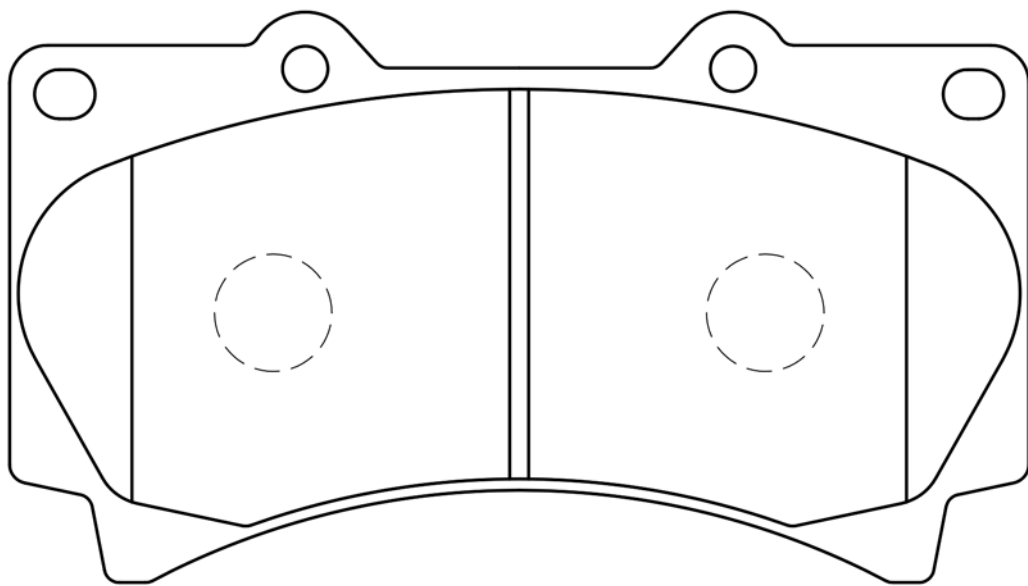
PA-007AF MAHINDRA				WVA
	L	H	Th	
	144	66	18	25067



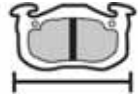


PA-008AF				WVA
	HUMMER	L 134,5	H 75/76	

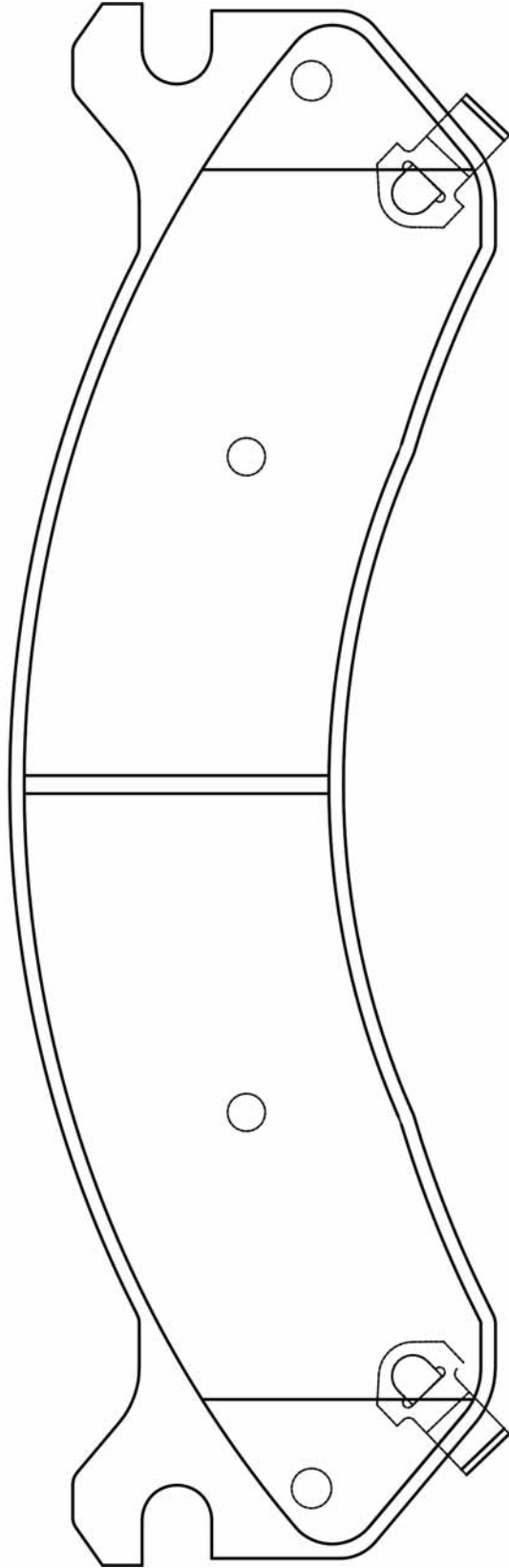





X1 LEFT
X1 RIGHT

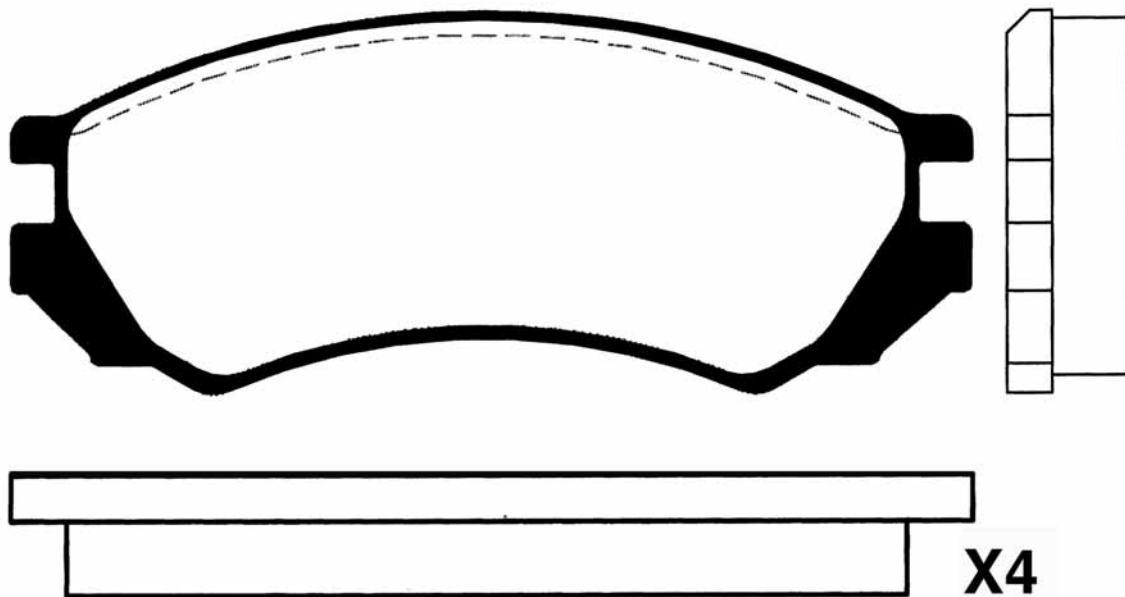





X2

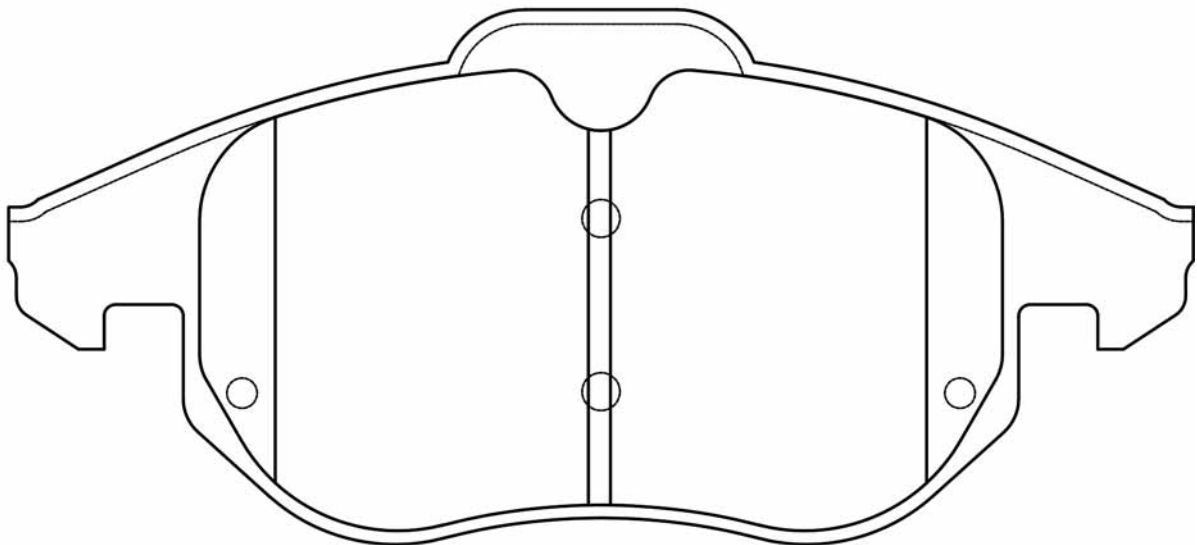
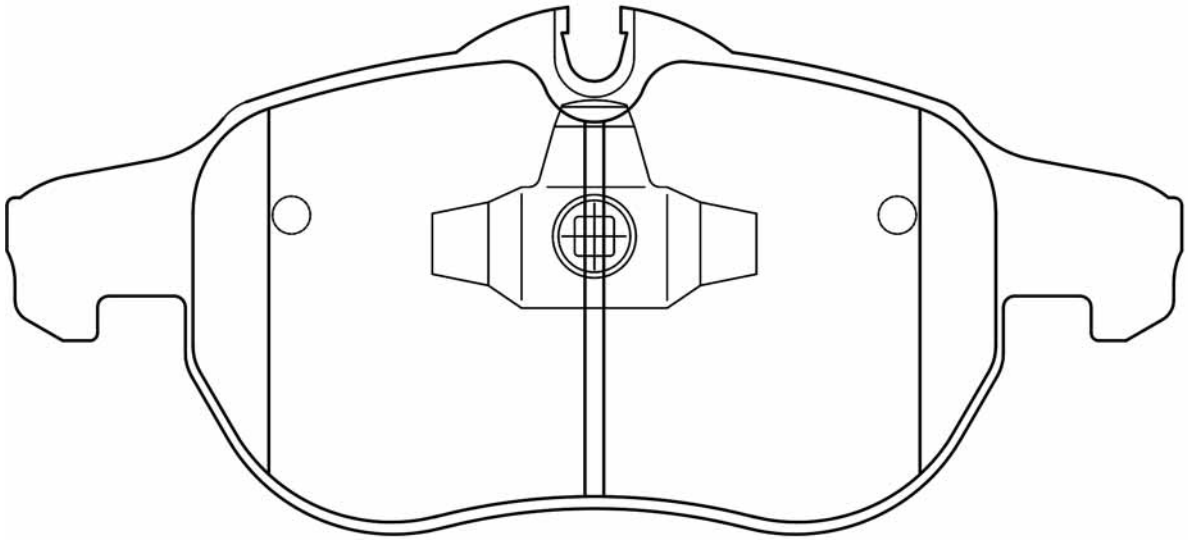
PA-009AF HUMMER				WVA
	L	H	Th	
	216	70	20	




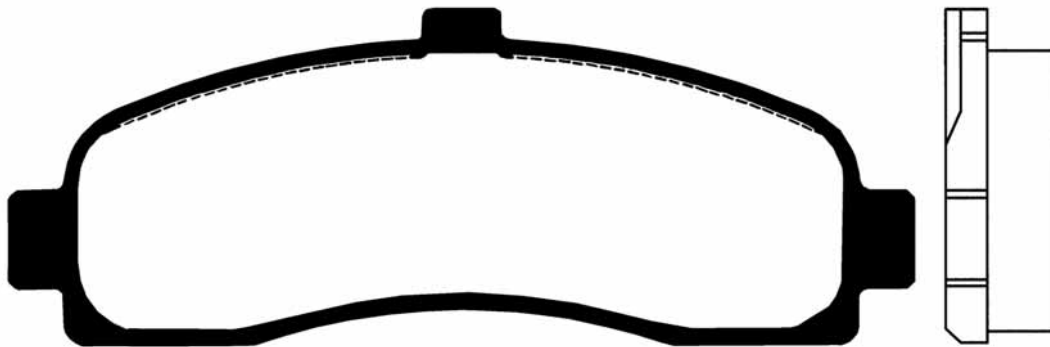
PA-010AF							WVA
	NISSAN	L	H	Th			
	128,2	50,3	15,5	21280			






PA-011AF CADILLAC				WVA
	L	H	Th	
	156	70	20	23738

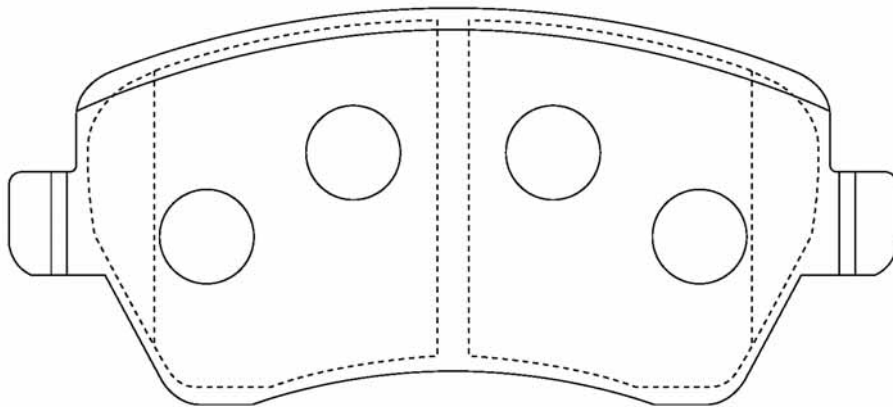


PA-012AF				WVA
	NISSAN	L	H	Th
	120,7	44,5	14,4	21626

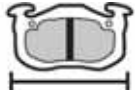




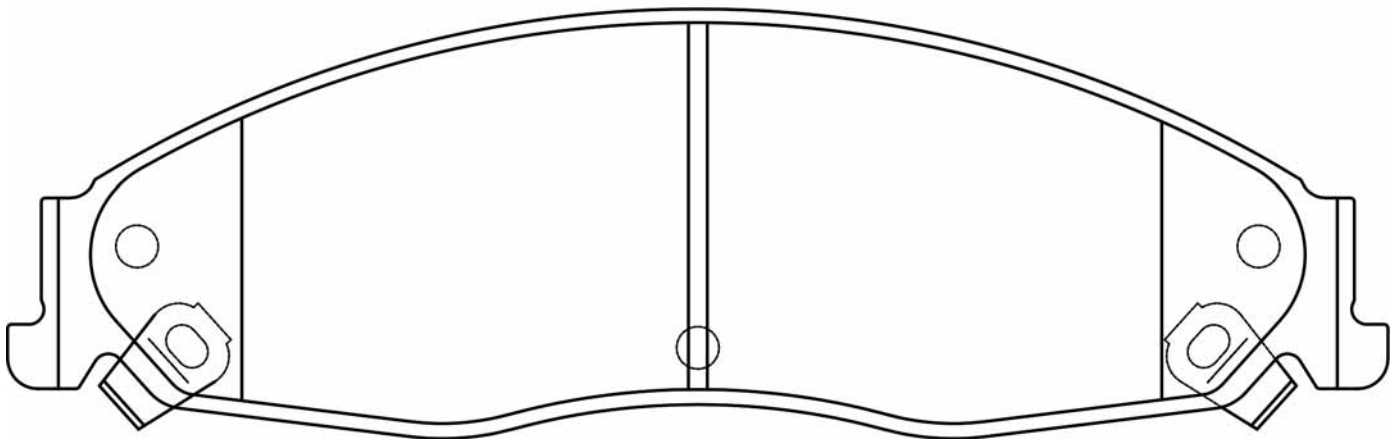
X4


PA-013AF NISSAN - DACIA				WVA
	L	H	Th	
	116,4	52,6	16,2	23973

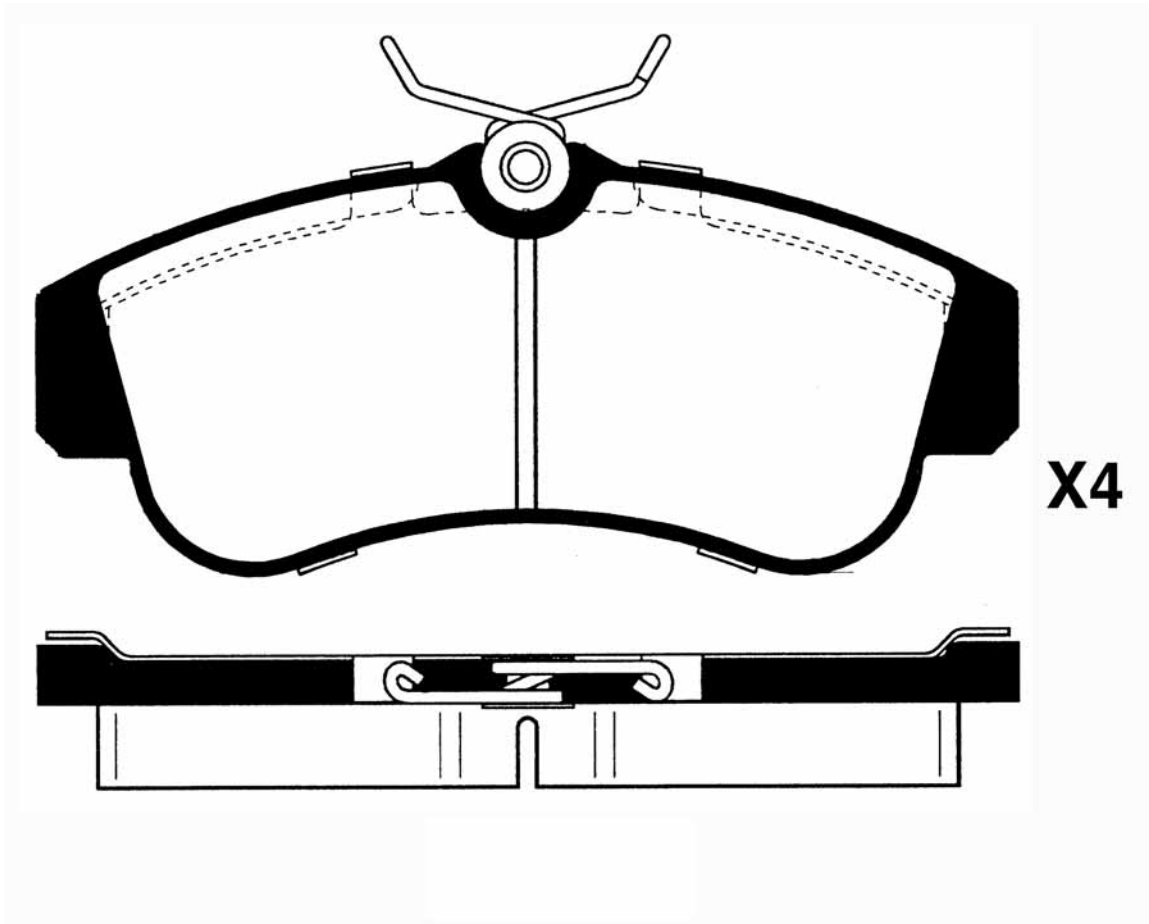





X4

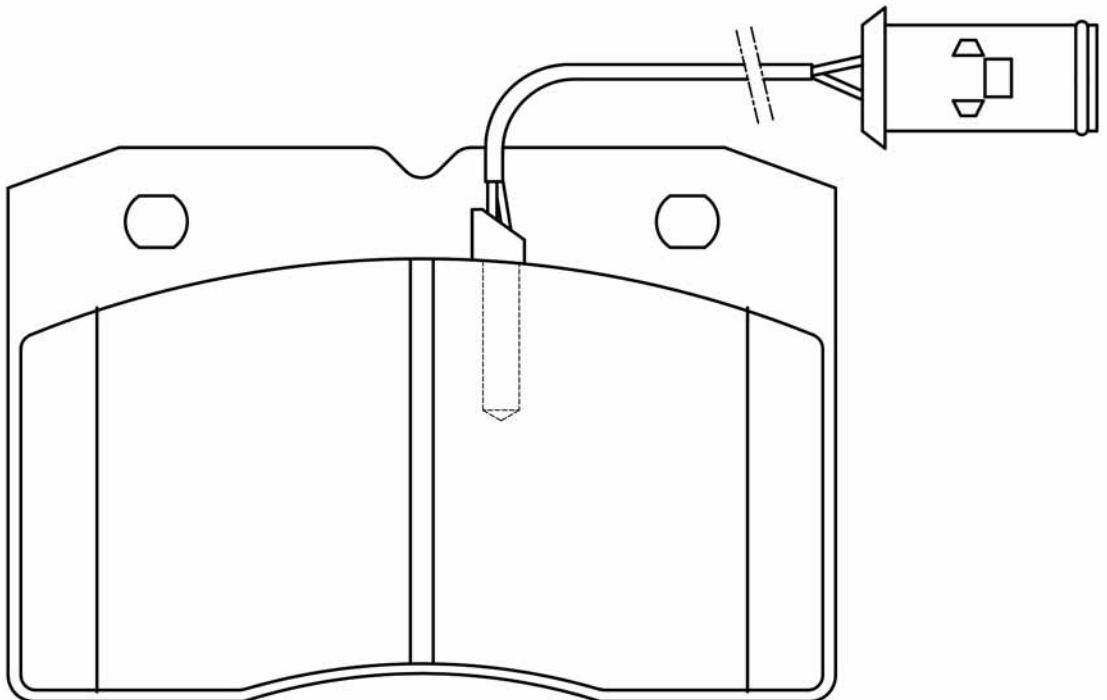
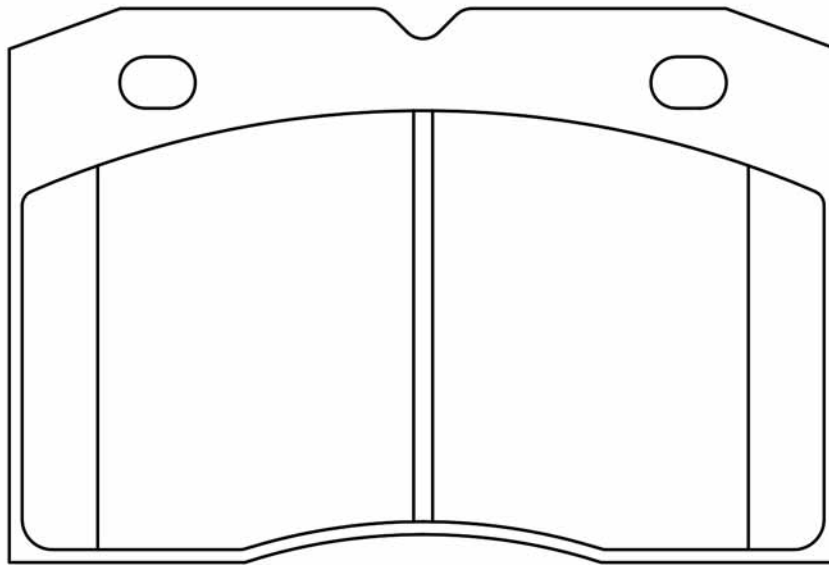
PA-014AF CADILLAC				WVA
	L	H	Th	
	183	56	15,5	24303




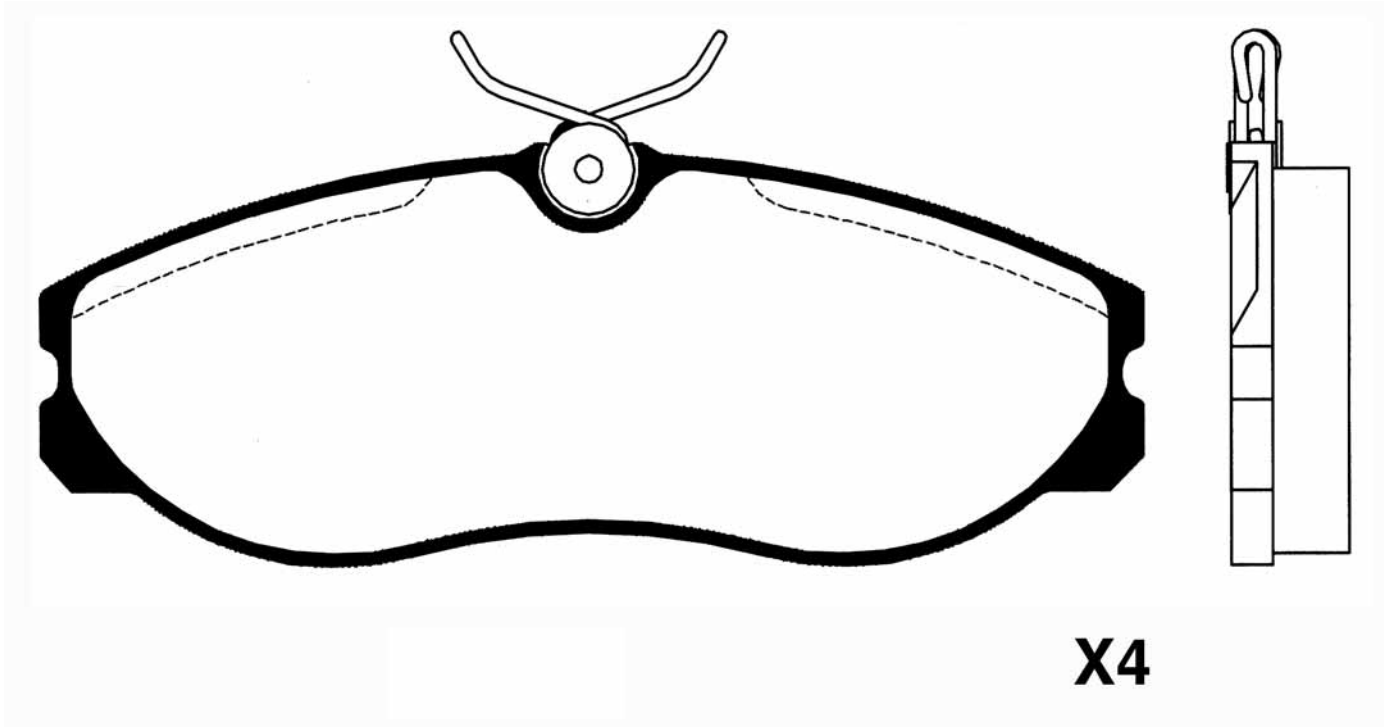
PA-015AF				WVA
	NISSAN	L	H	Th
	129,3	57,5	15,8	21546





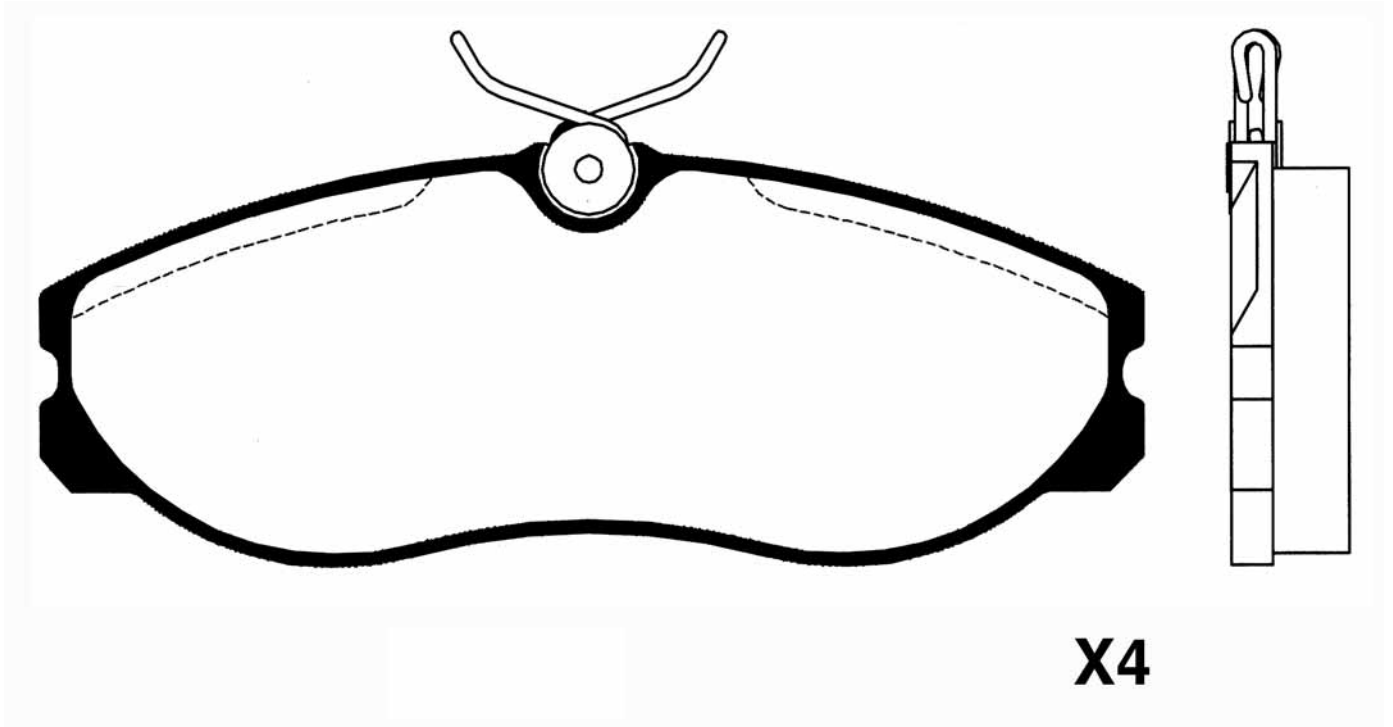
PA-016AF GASOLONE				WVA
	L	H	Th	
	110	73	18	



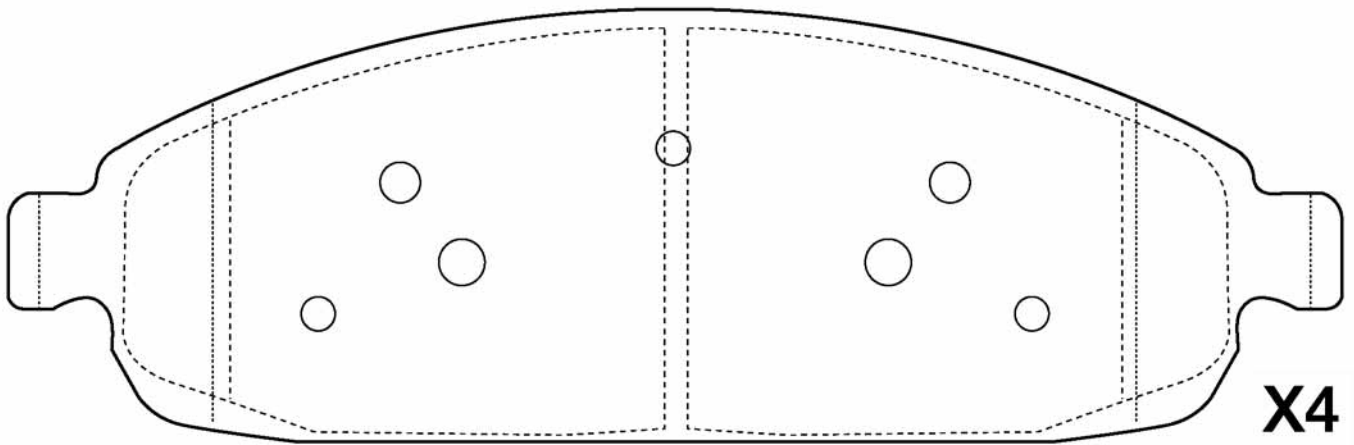
PA-017AF				WVA
	NISSAN	L	H	
	145	55,9	15	21481

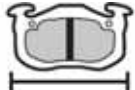




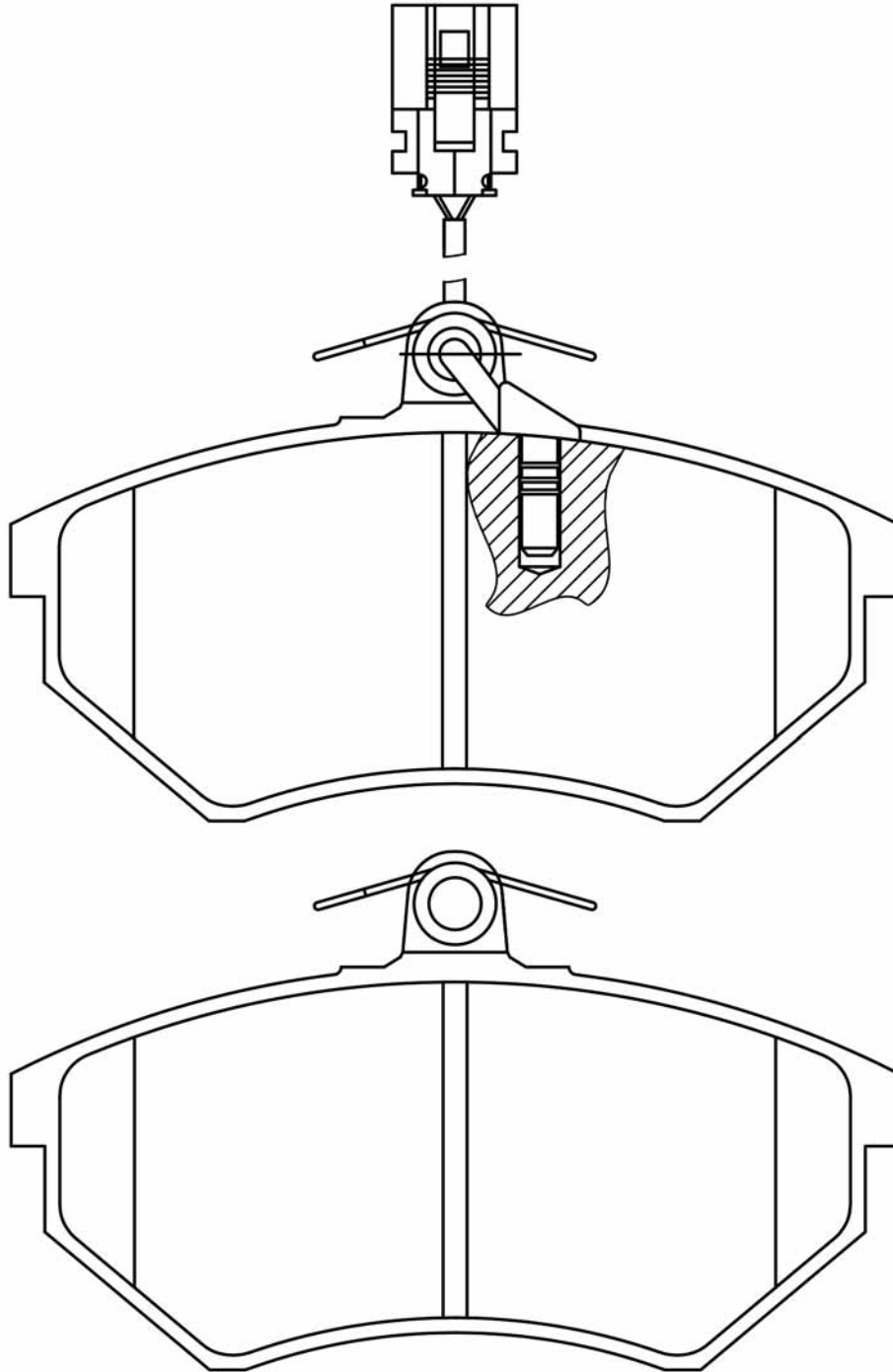
PA-017P				WVA
	NISSAN	L	H	
	145	55,9	15	



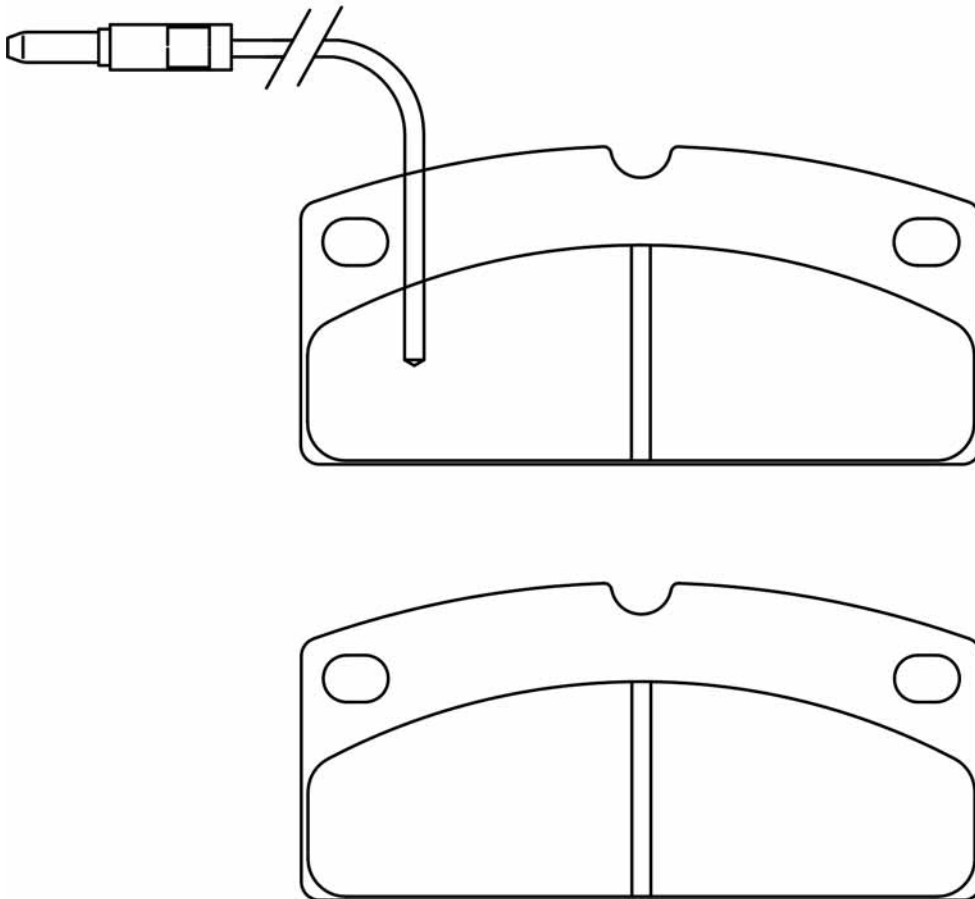
PA-018AF				WVA
	JEEP	L	H	
	176	57,2	19,1	

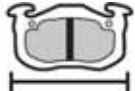




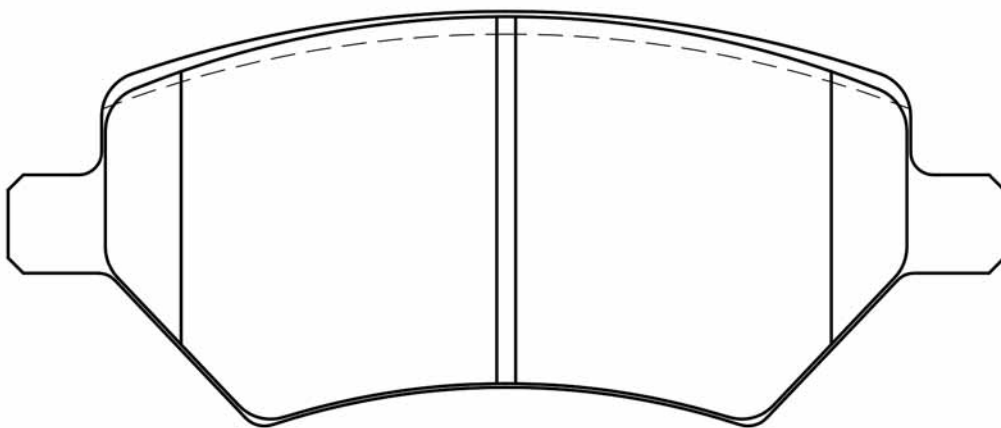
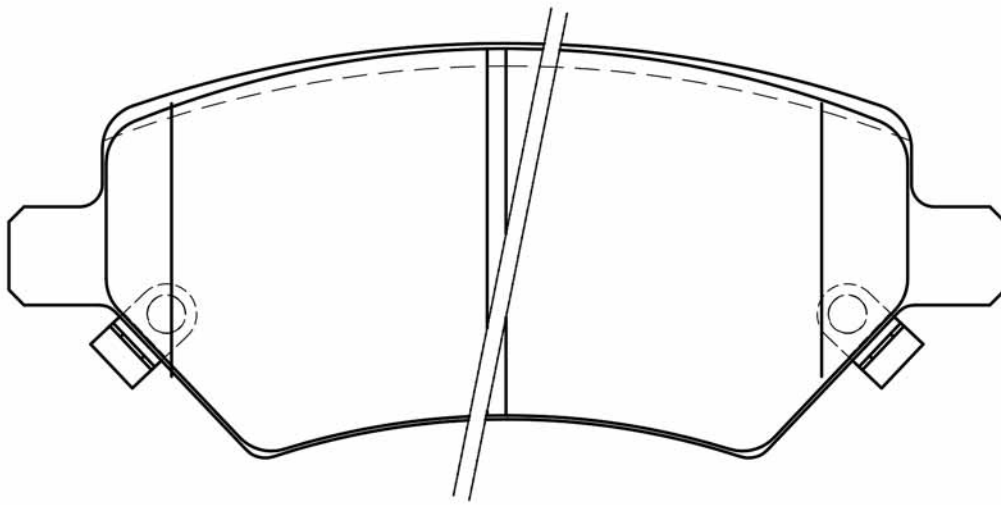
PA-020AF							WVA
	DR	L	H	Th			
	119	70	18				




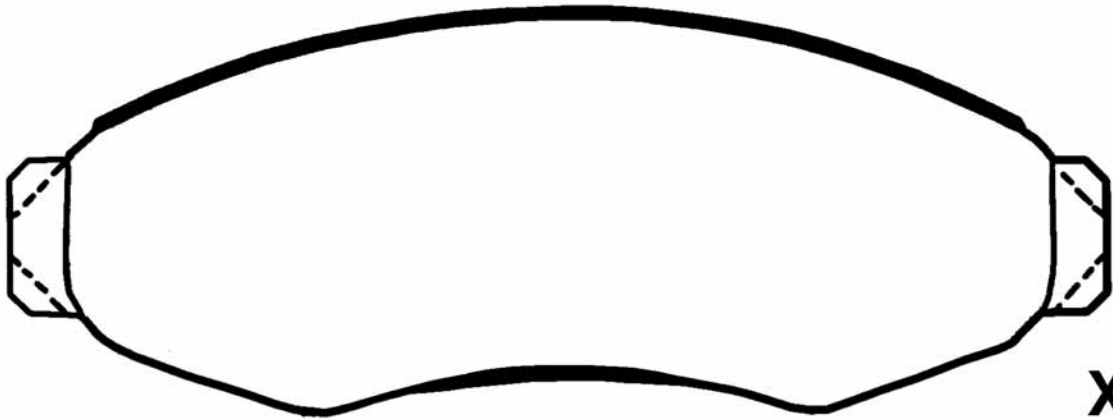
PA-021AF				WVA
	PIAGGIO - AIXAM - LIGIER	L	H	
	90	42	10	24734



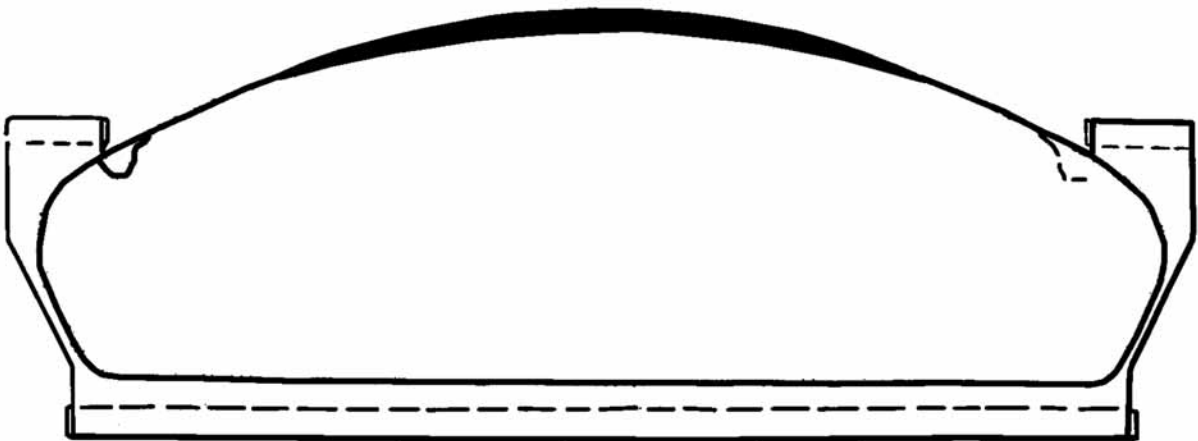
PA-022AF							WVA
	DR	L	H	Th			
	132	55	17				






PA-054AF				WVA
	JEEP	L	H	
	157,8/148,5	57,4/54	14,7/15,2	

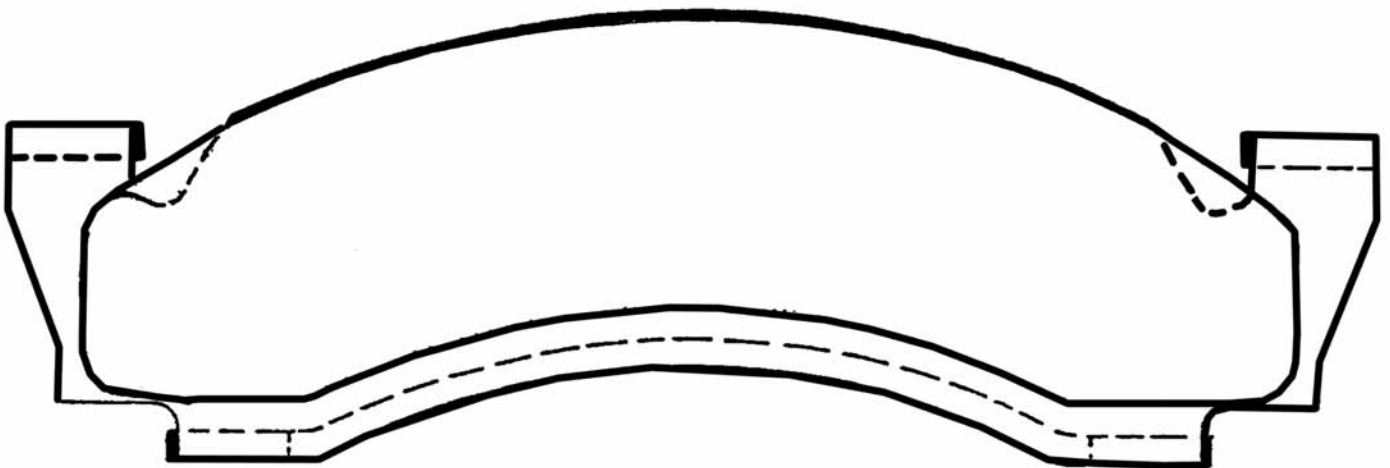


X2

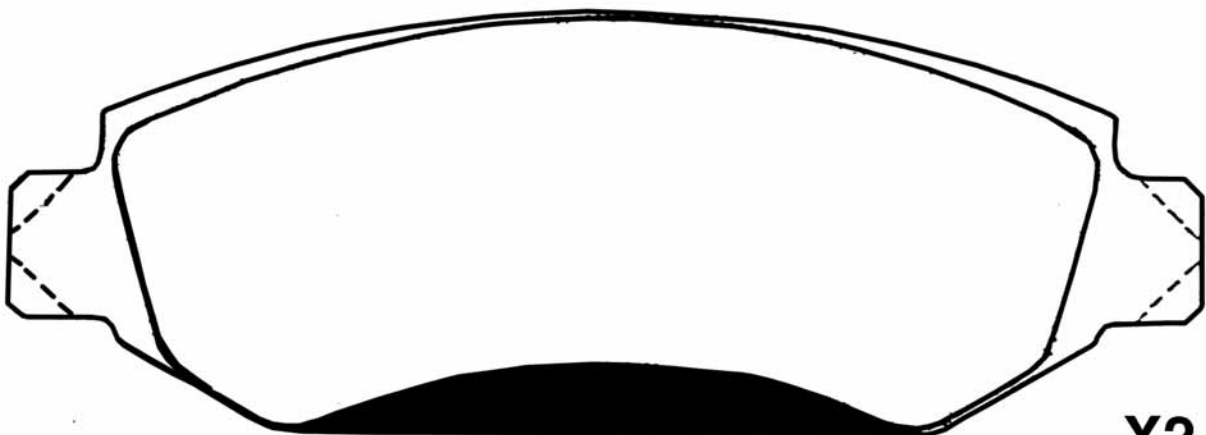


X2

PA-055AF				WVA
	JEEP	L	H	
	157,4/183,3	58,2/59,6	17,4/13,2	

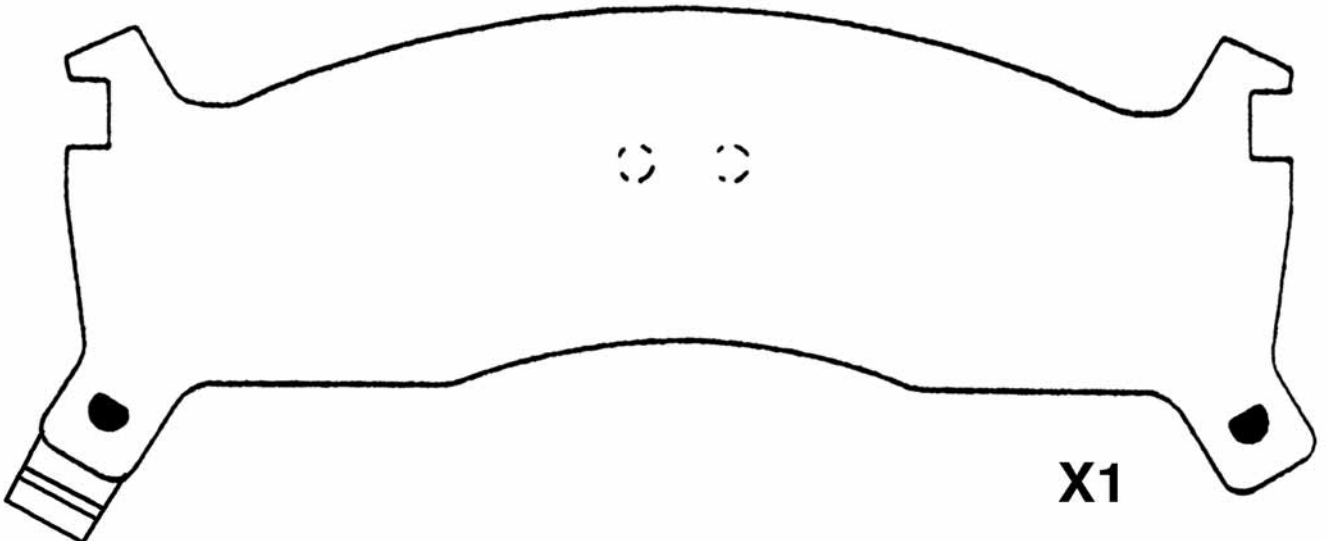
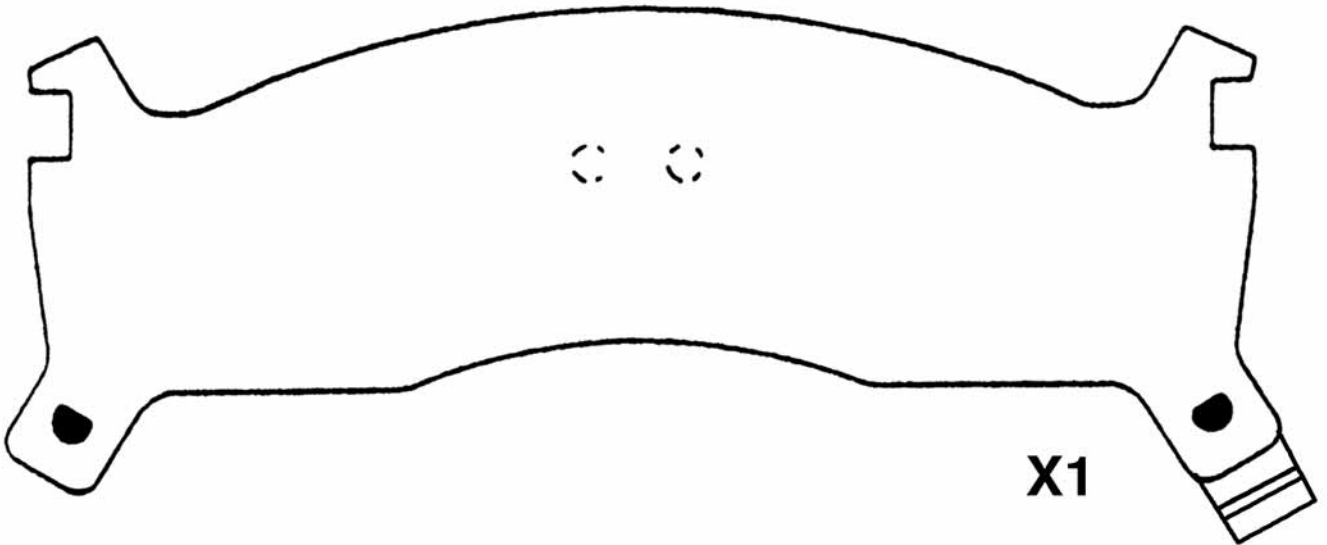
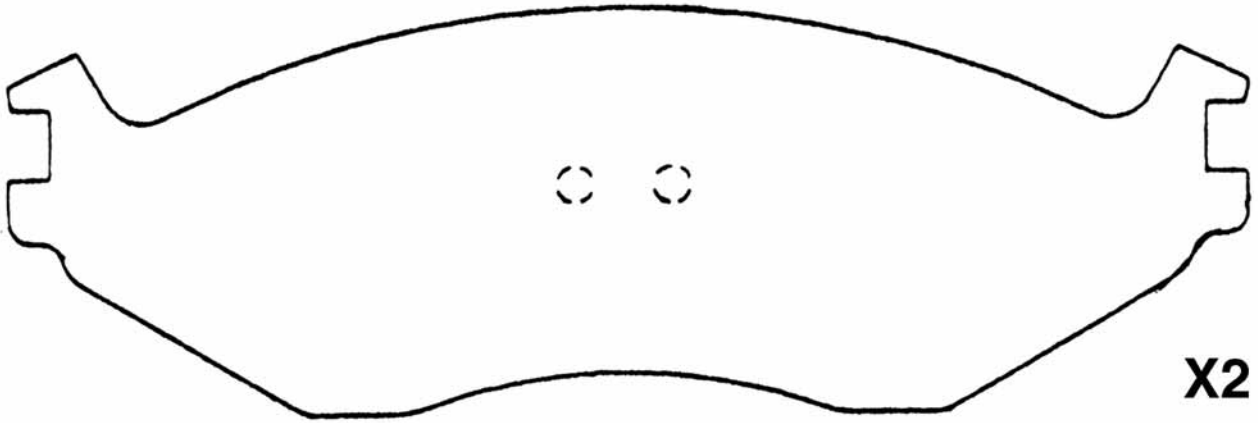


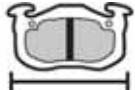


X2

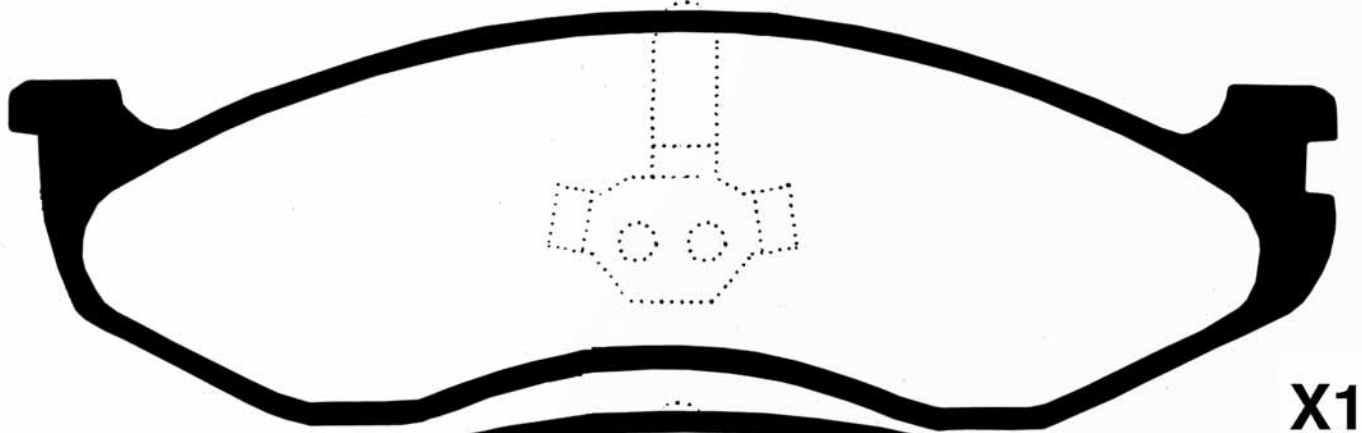


X2

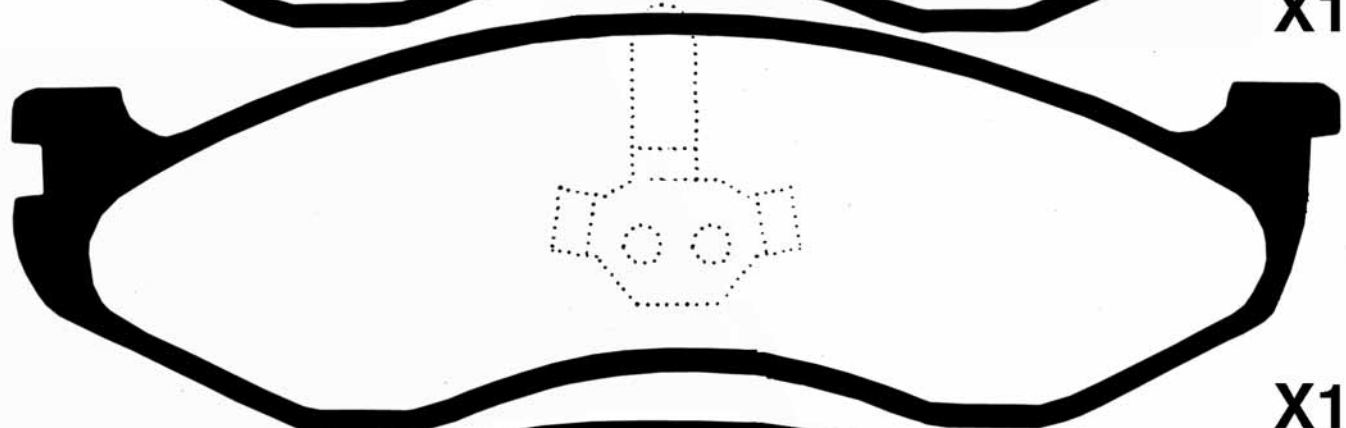
PA-056AF				WVA
	CHRYSLER	L	H	Th
	173/165,4	64,8/54,5	16,3/17,9	21812



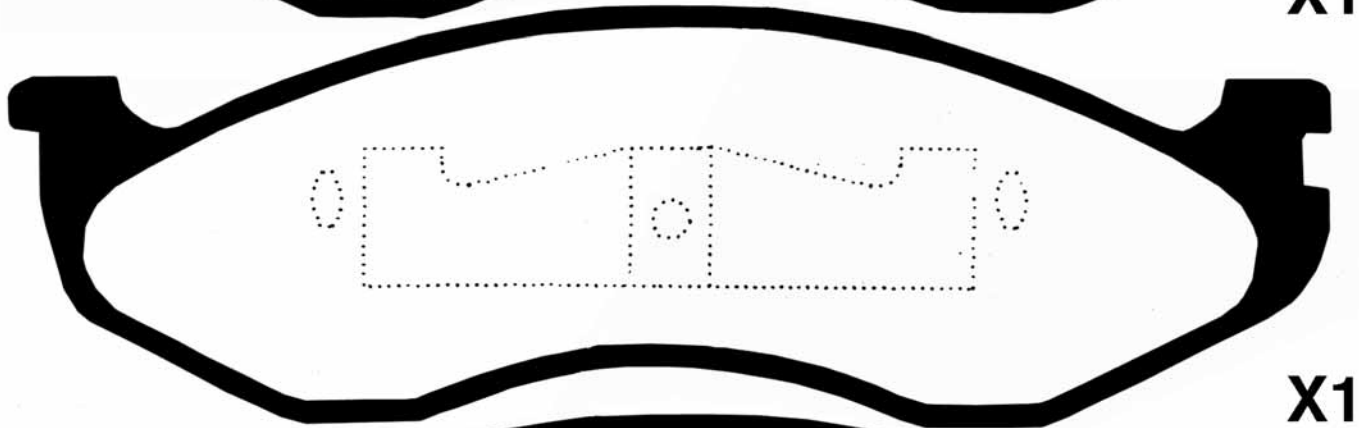
PA-057AF							WVA
	JEEP - KIA	L	H	Th			
	177	54	16,3			21823	



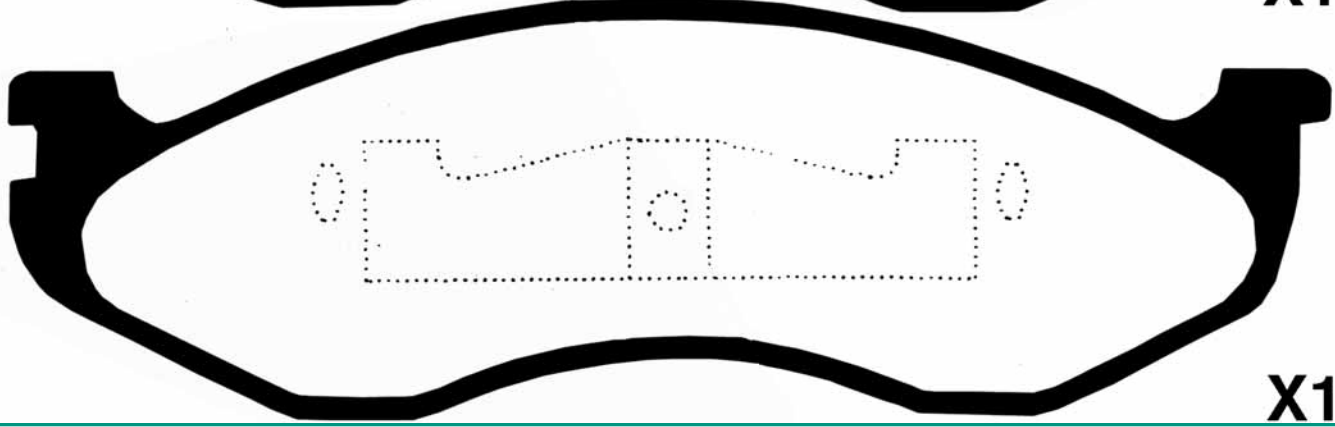
X1




X1

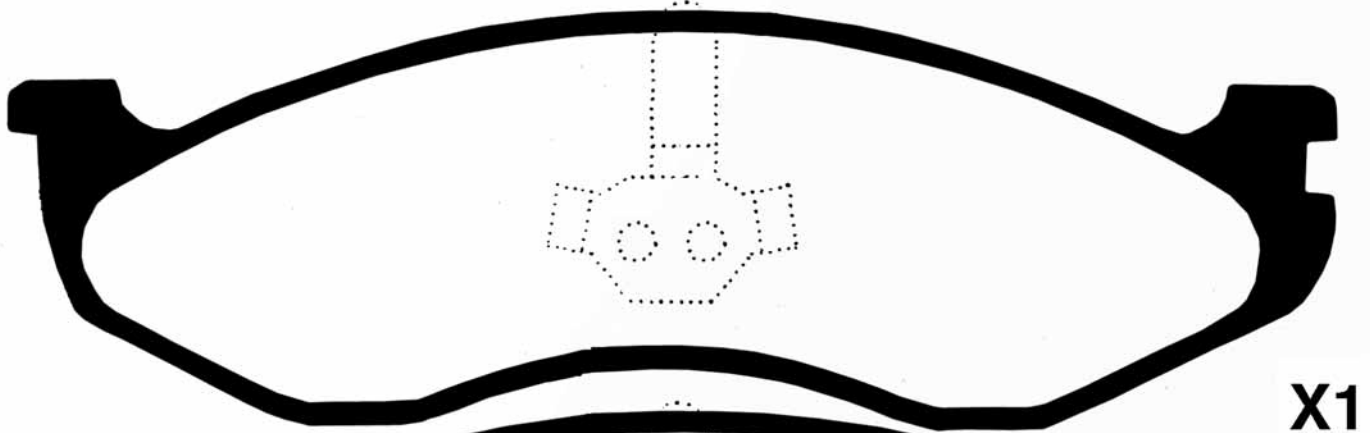


X1



X1

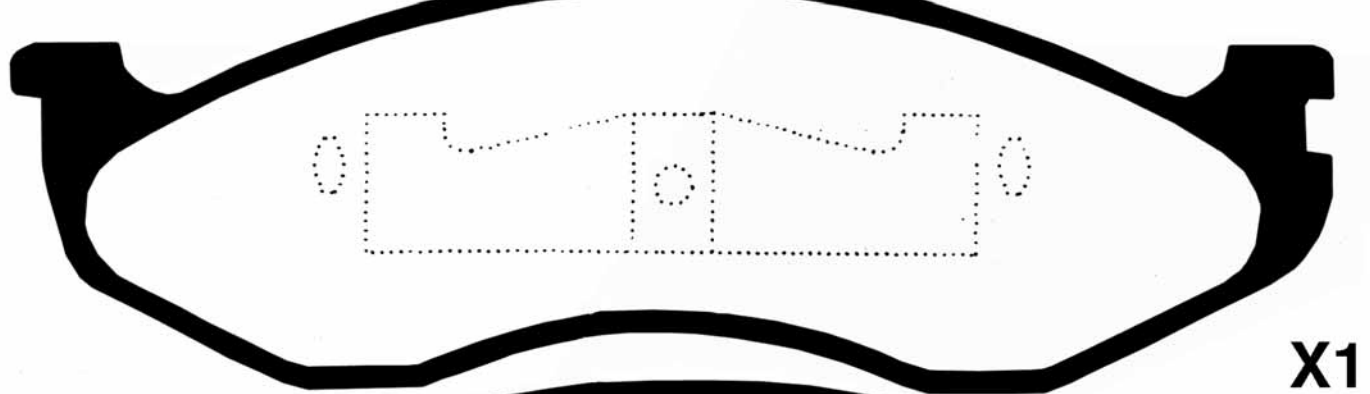
PA-057P				WVA
	KIA - JEEP	L	H	Th
	177	54	16,3	



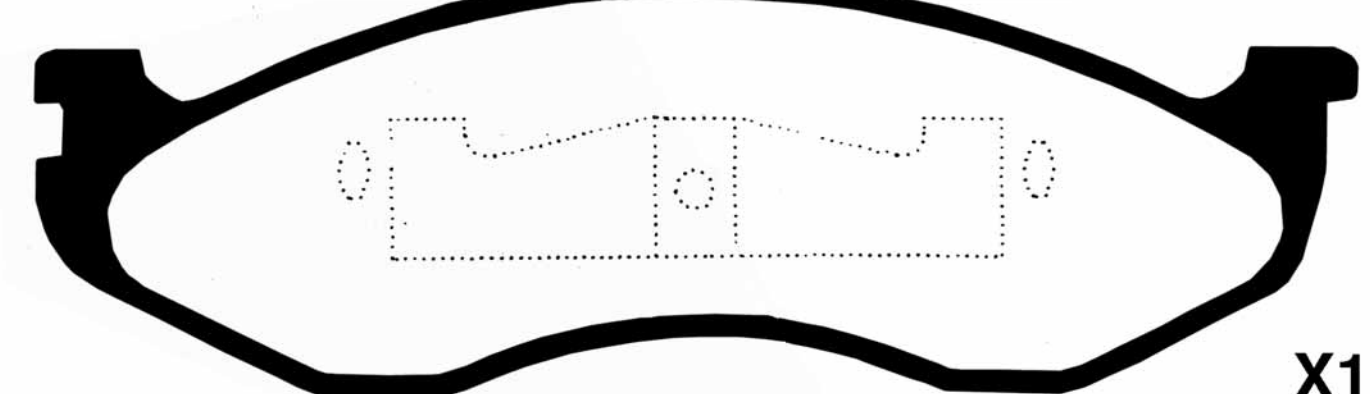
X1



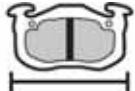


X1

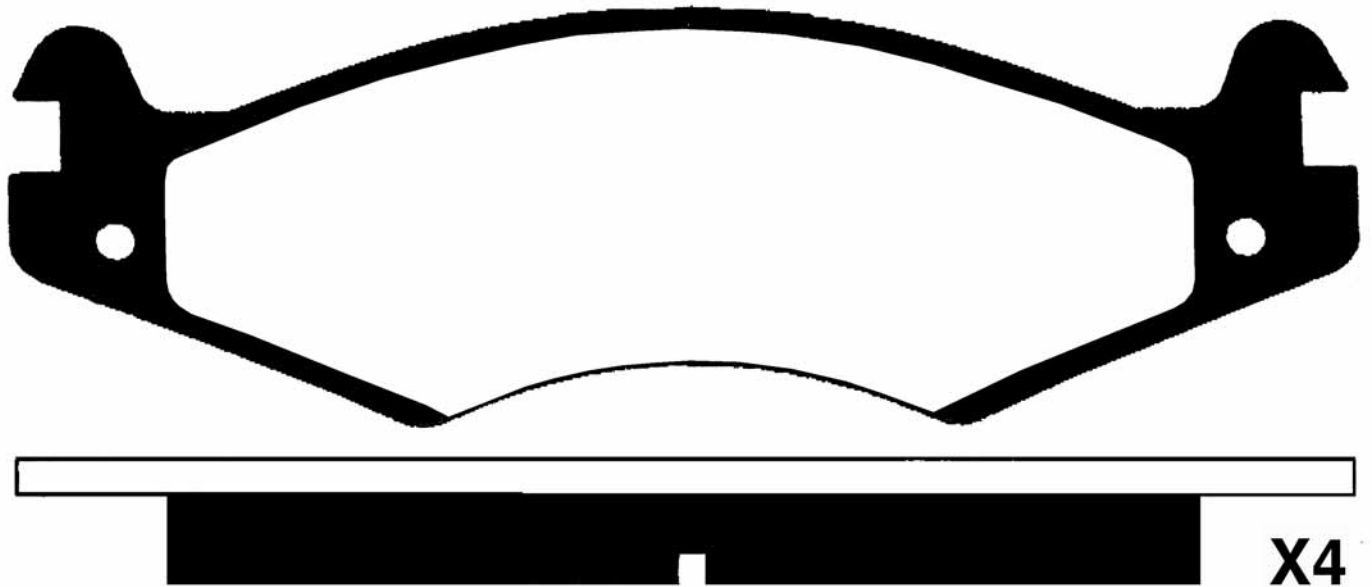


X1

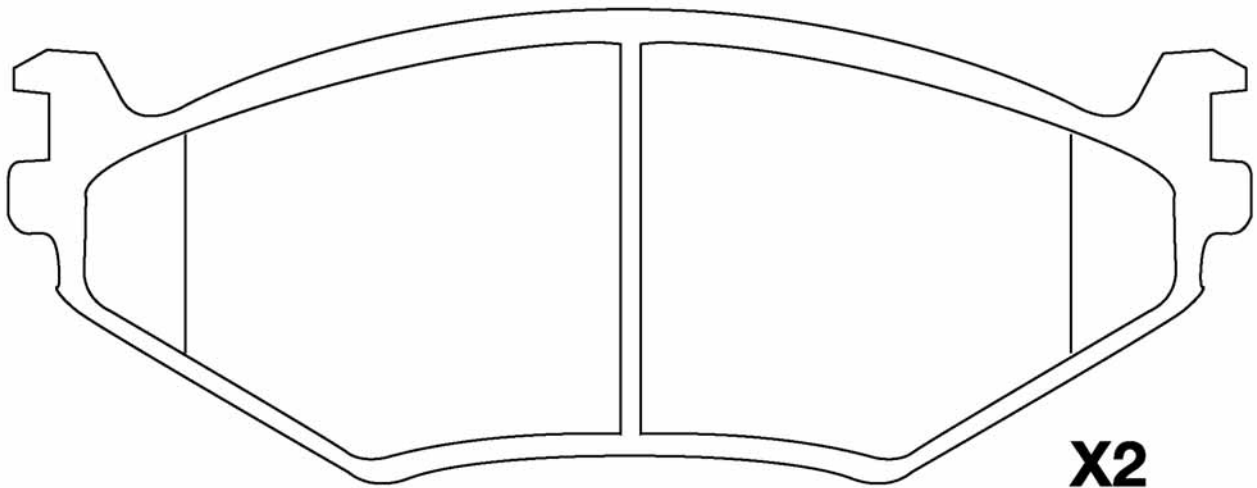
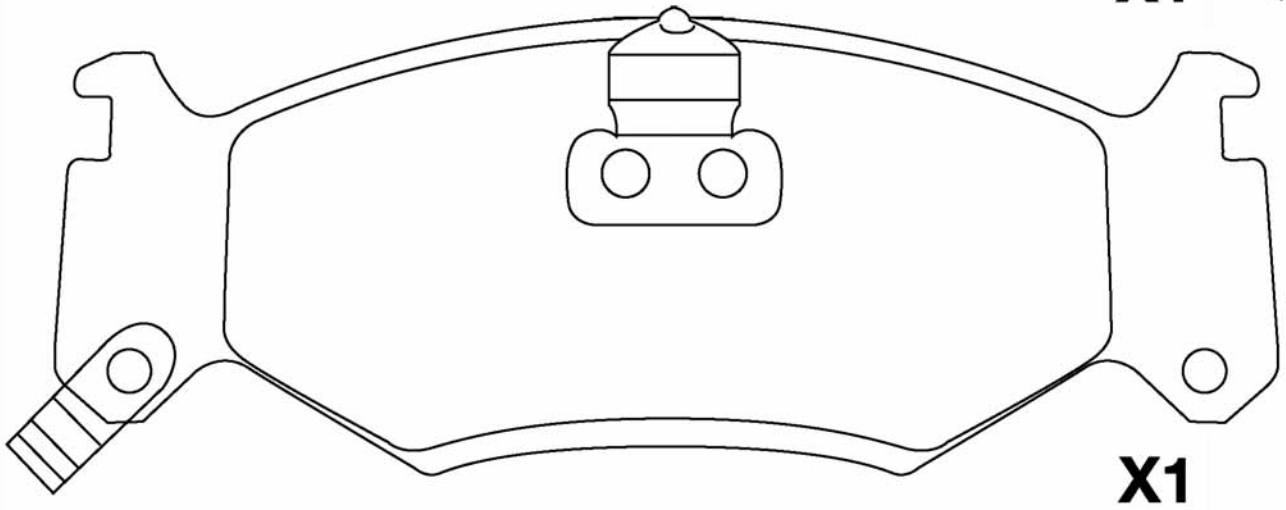
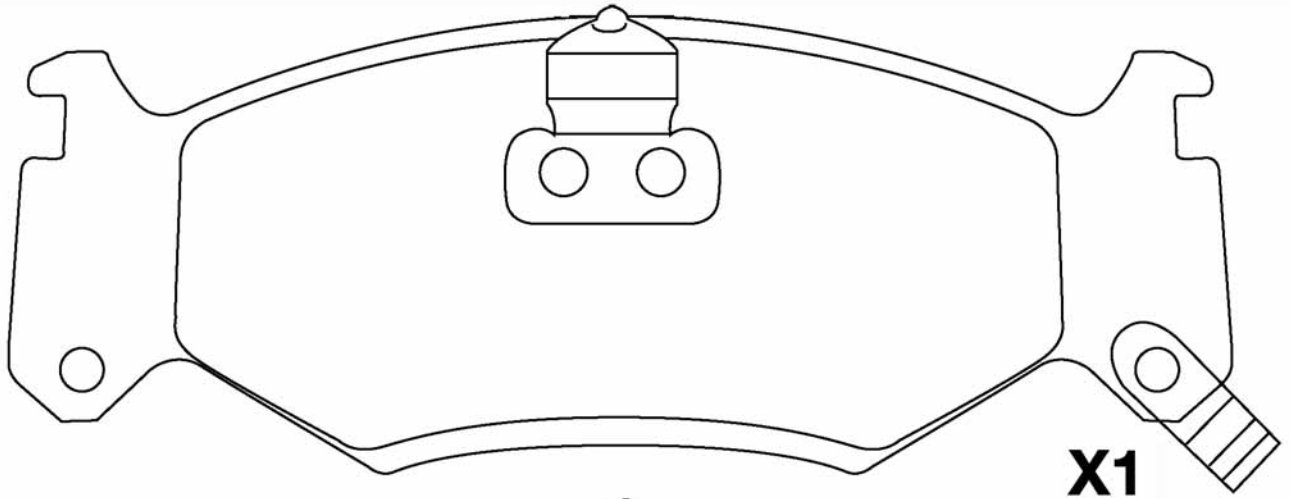


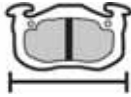


X1

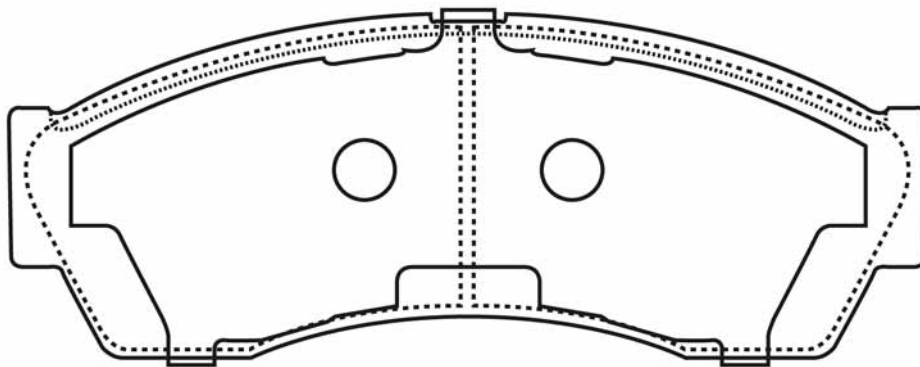
PA-059AF				WVA
JEEP	L	H	Th	
	176,7	56,3	15,8	21820



PA-060AF CHRYSLER				WVA
	L	H	Th	
	165	62,2	16,2/18	21815

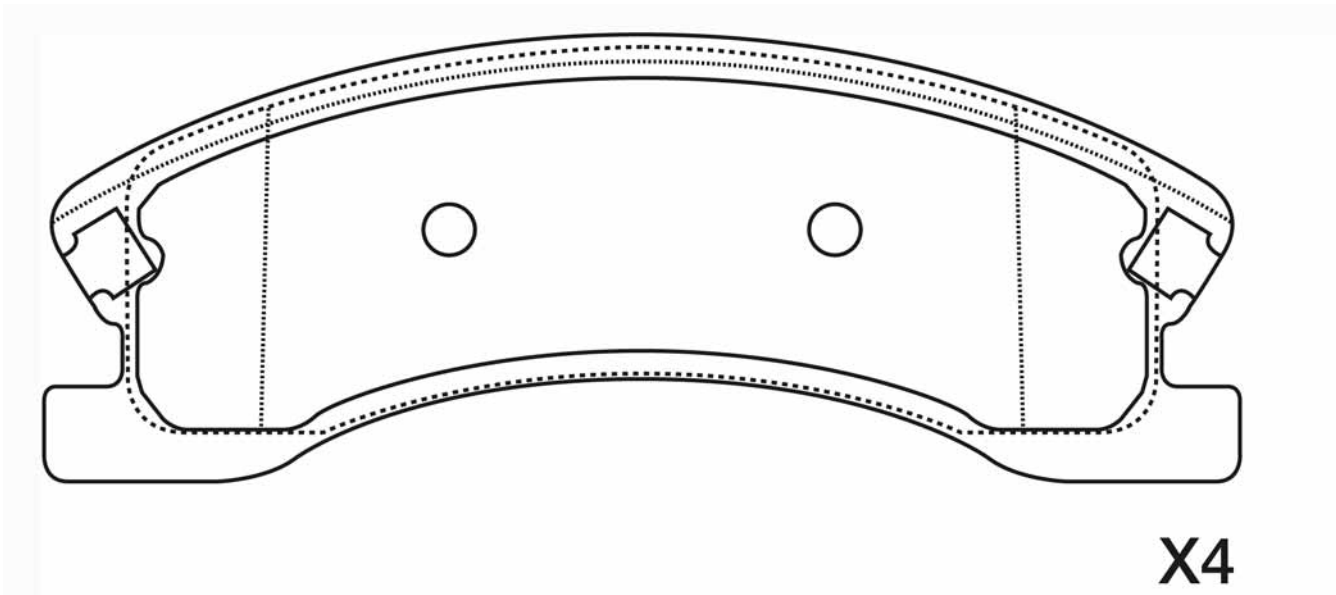



PA-080AF TATA (TELCO)							WVA
	L	H	Th				
	121,4	45,4	16				24555

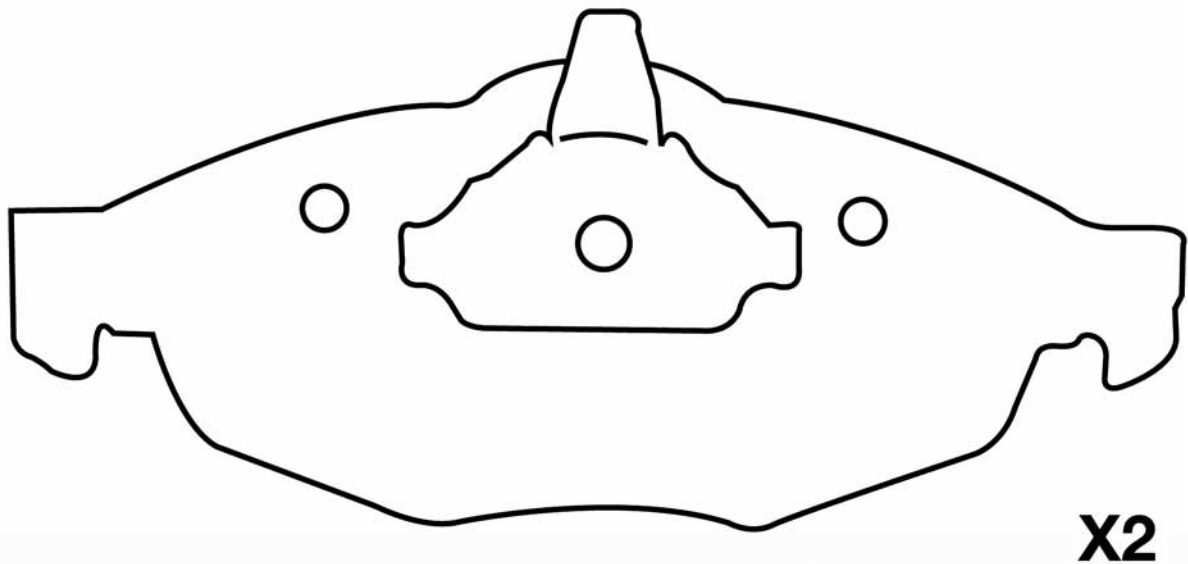



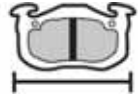

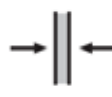
X4

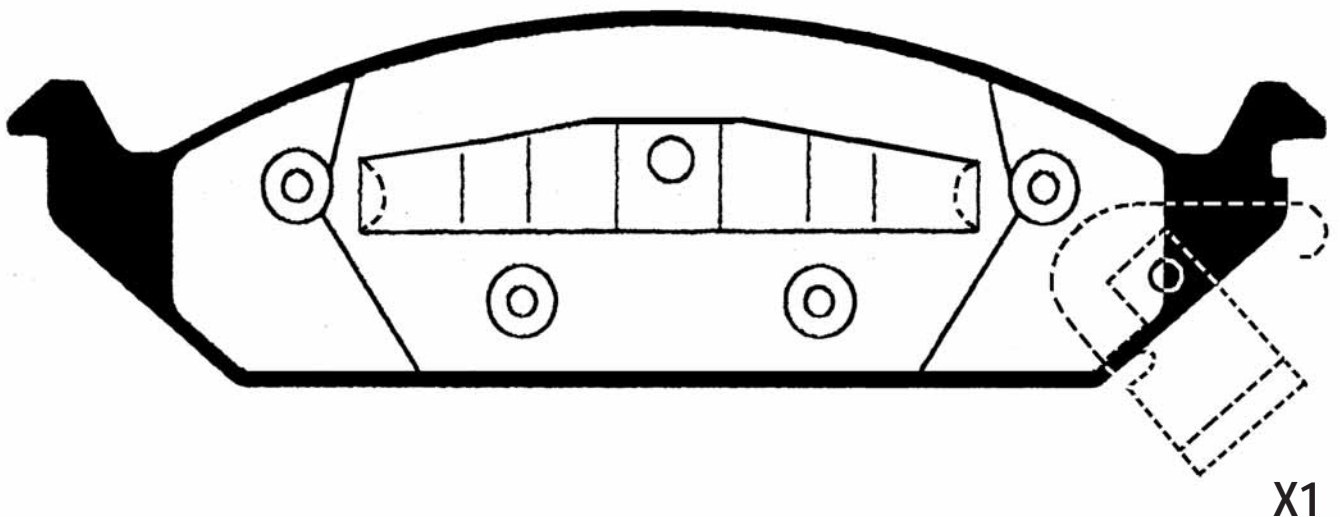
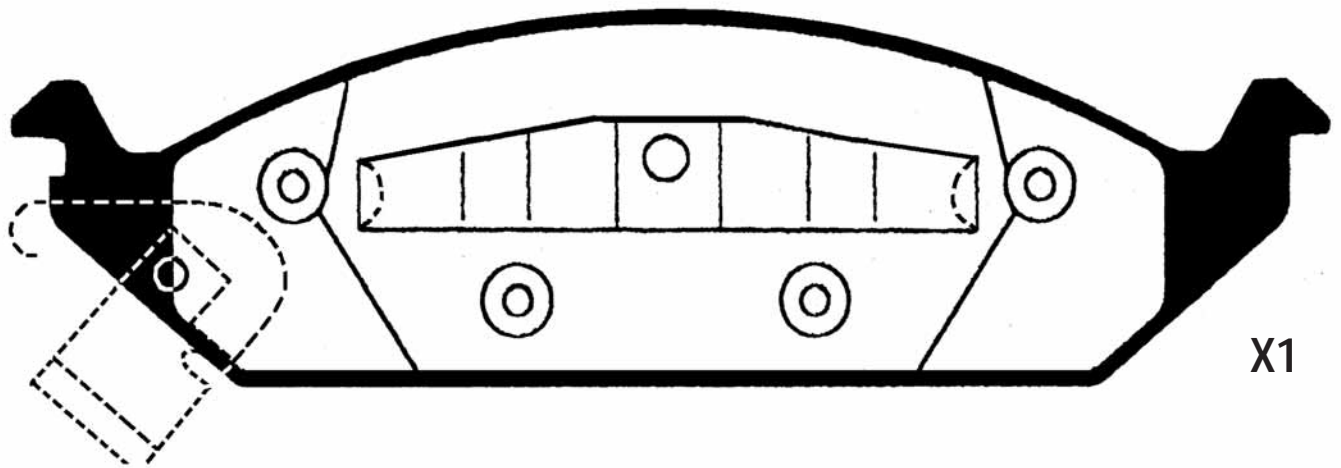
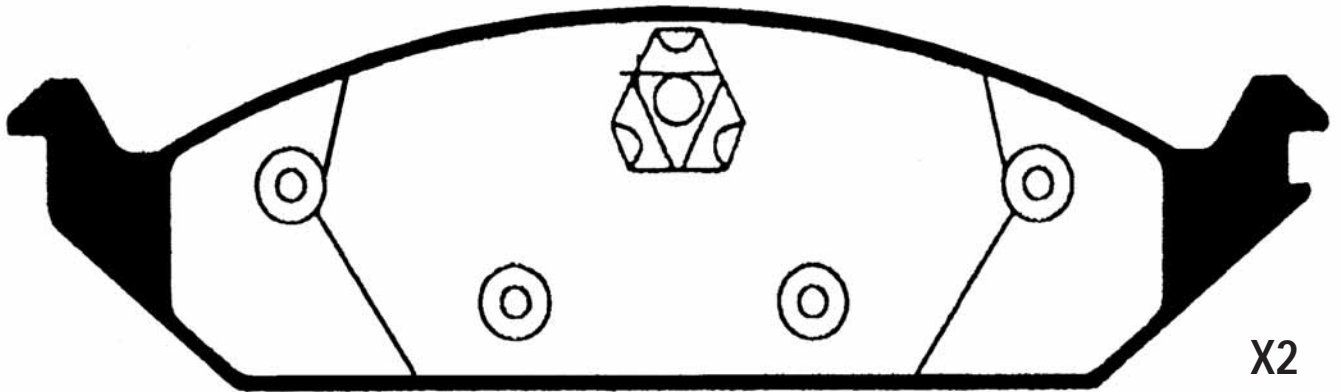
PA-090AF				WVA
	JEEP	L 157,7	H 60	



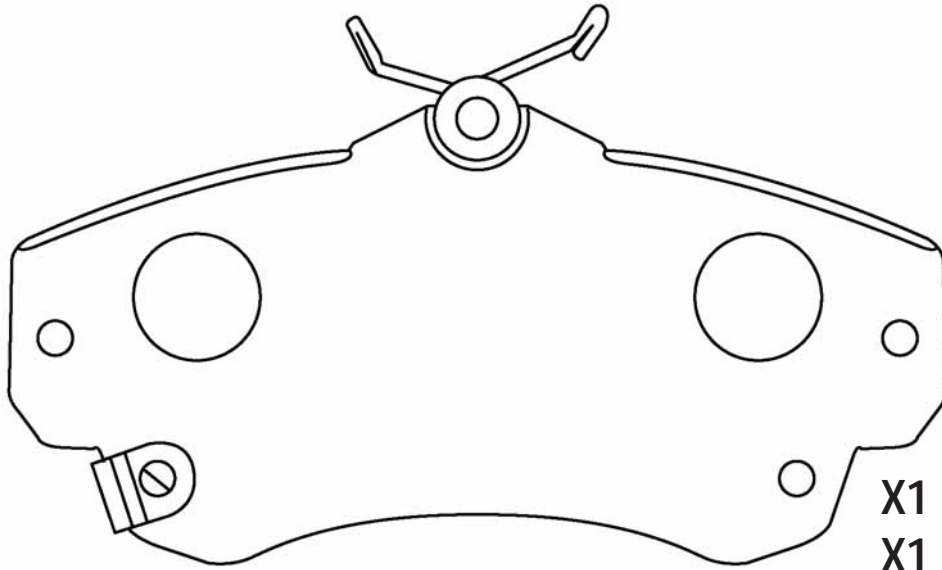
PA-092AF				WVA
	CHRYSLER	L	H	
	155,5	61	19,4	23951



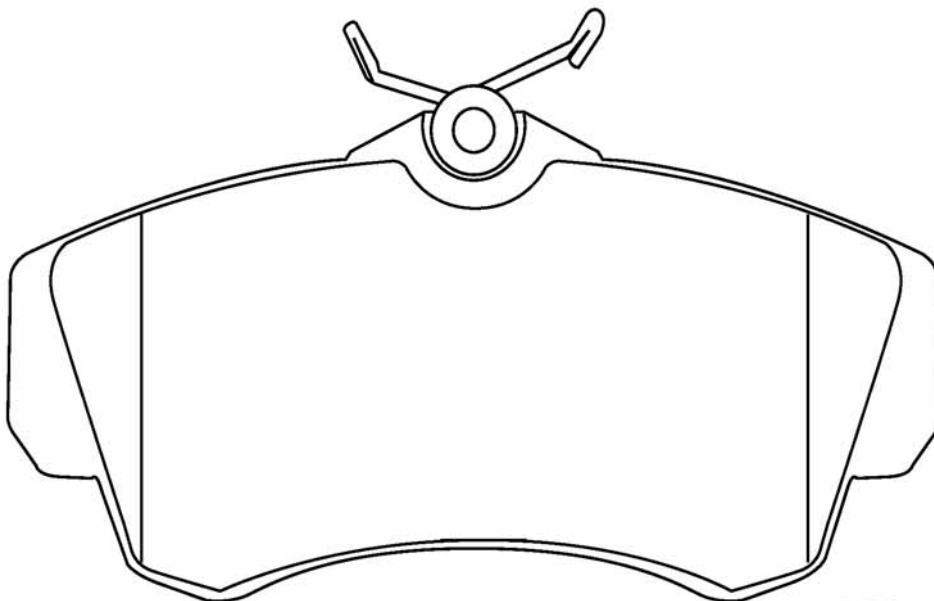
PA-093AF CHRYSLER				WVA
	L	H	Th	
	176,7	46,7	15,9	23318



PA-094AF						WVA
	CHRYSLER	L	H	Th		
	124,4	65,3	18,5	23532		

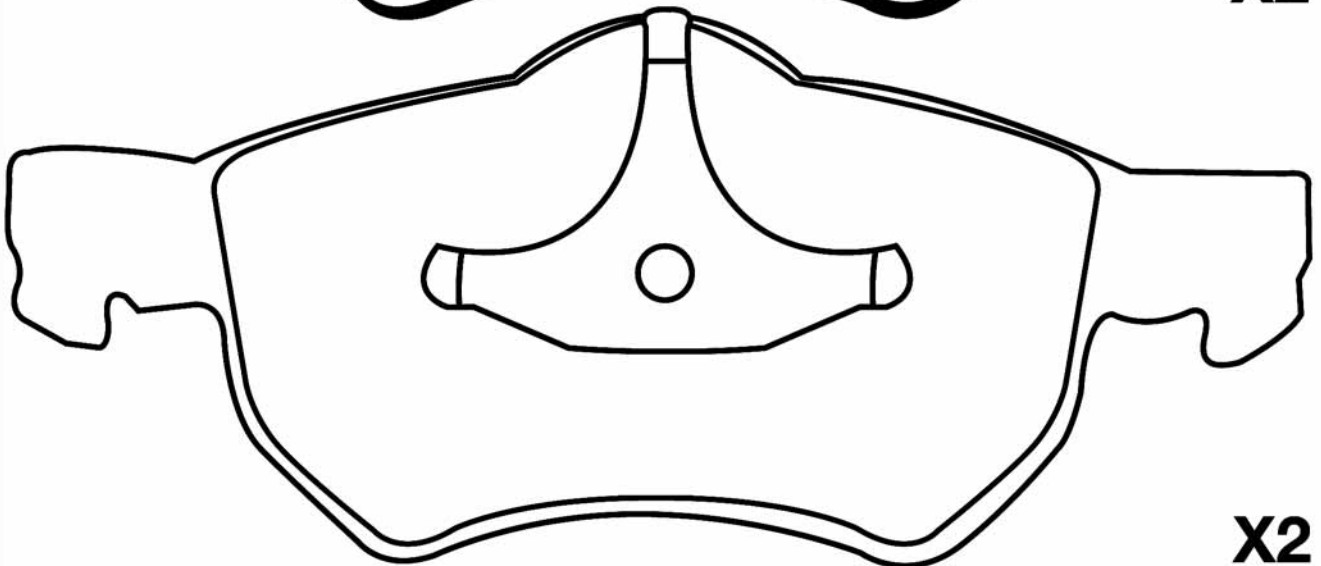
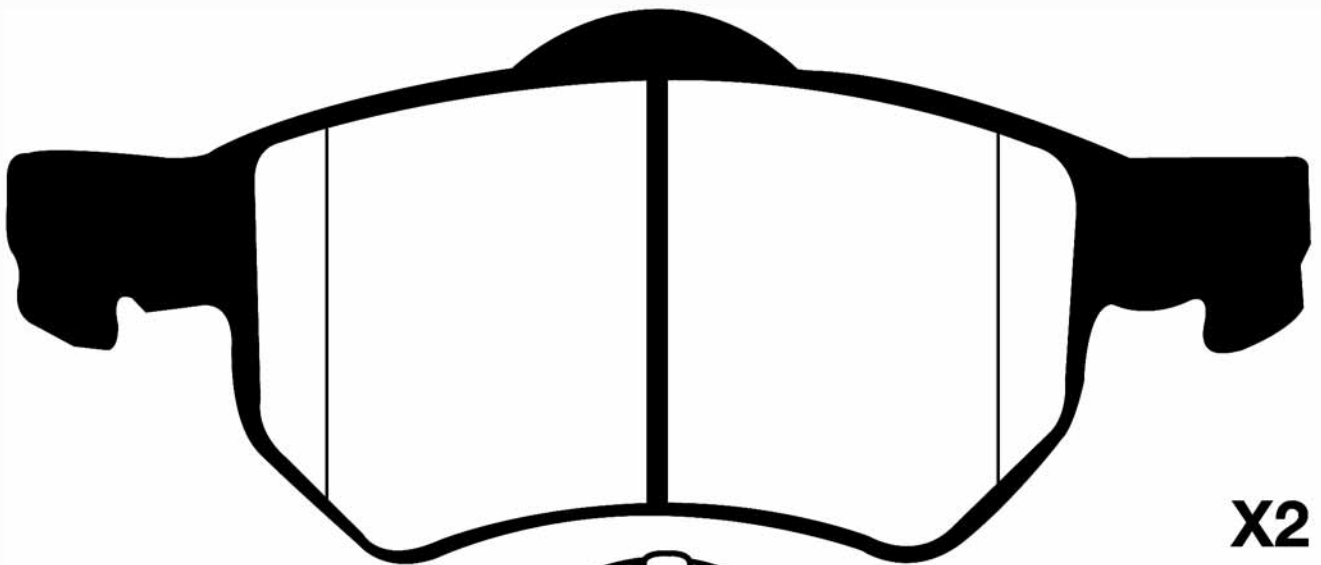


X1 LEFT
X1 RIGHT

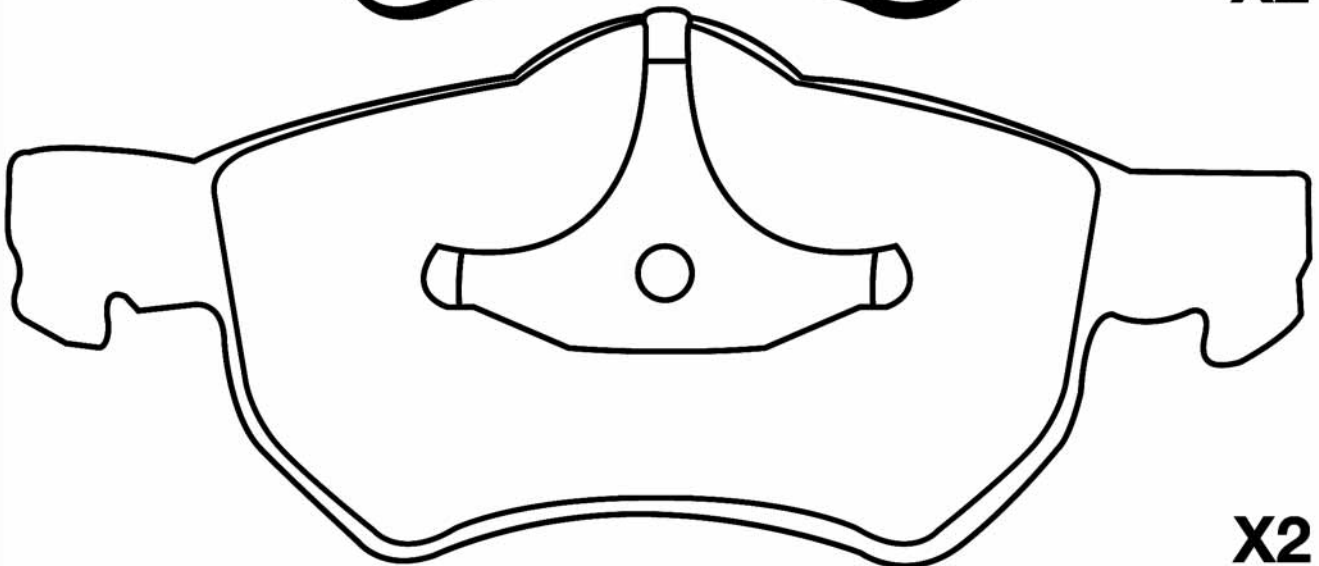
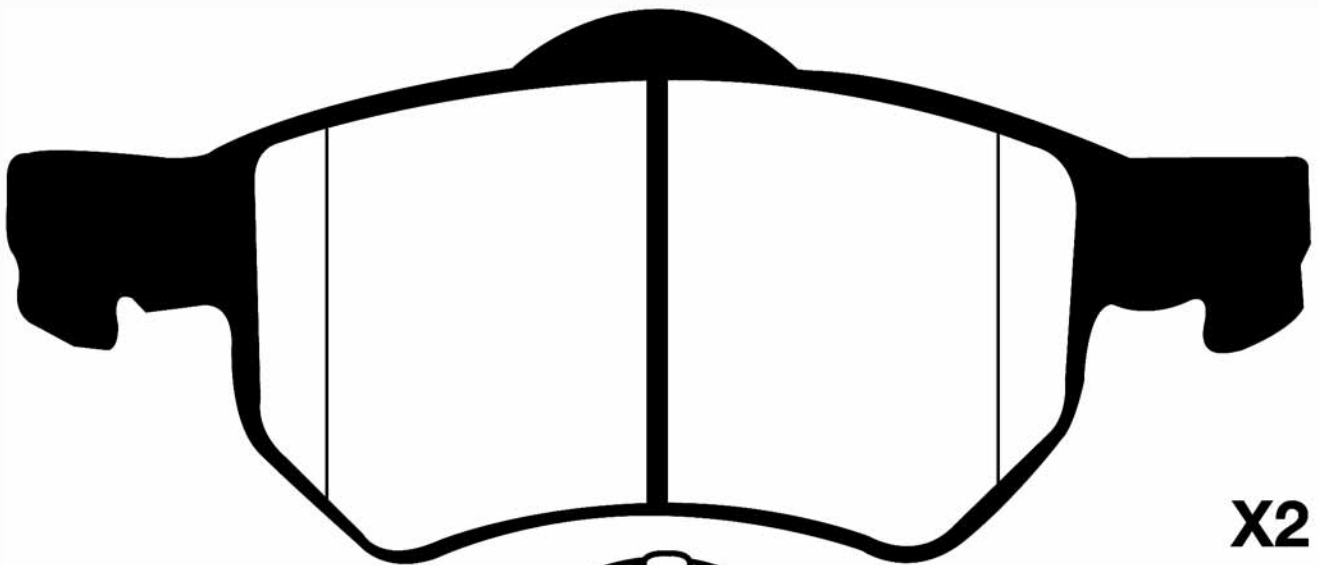



X2

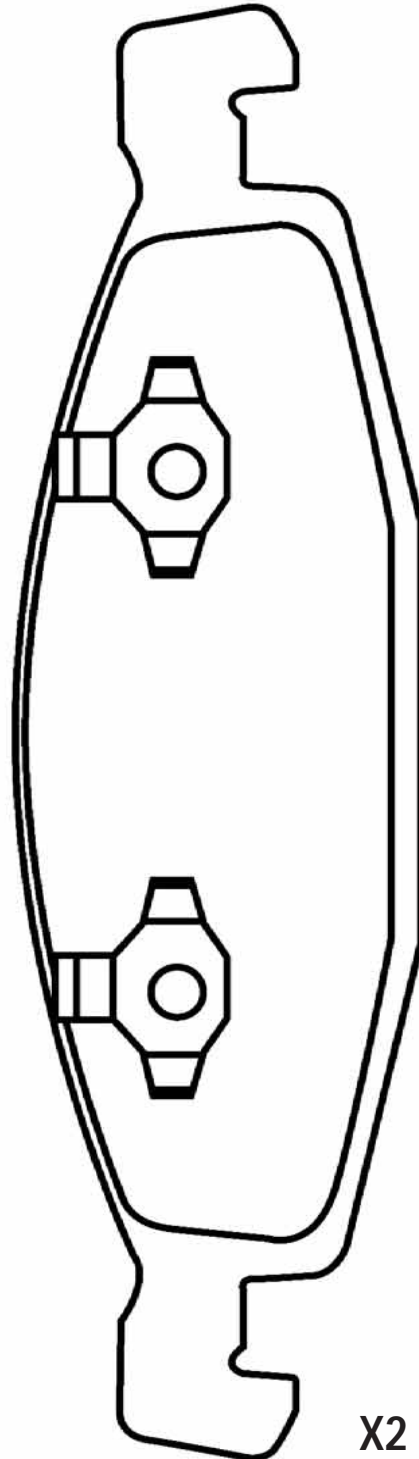
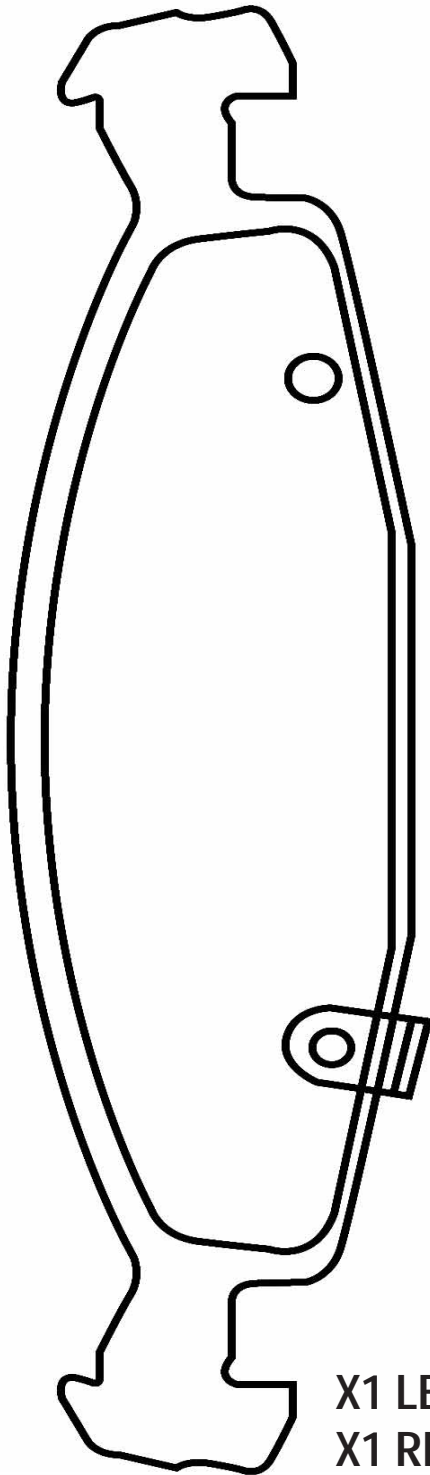
PA-096AF CHRYSLER				WVA
	L	H	Th	
	172,5	72,5	18,8	

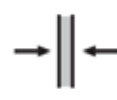
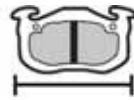


PA-096P						WVA
	CHRYSLER	L	H	Th		
	172,5	72,5	18,8			



PA-097AF				WVA
	JEEP	L	H	
	194,7/192,6	55,5	18,2	23631





WVA

PONTIAC - CHEVROLET

L

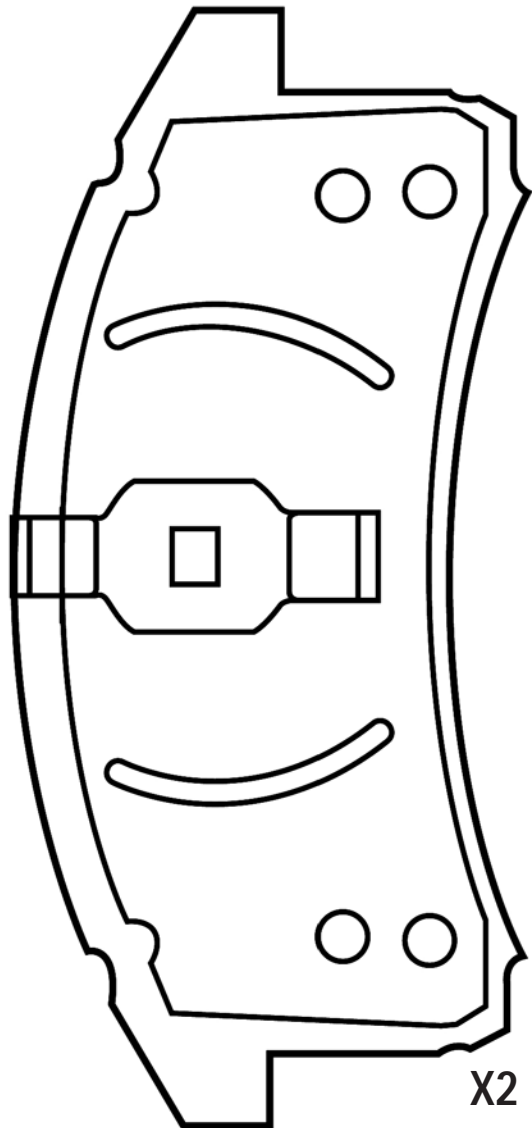
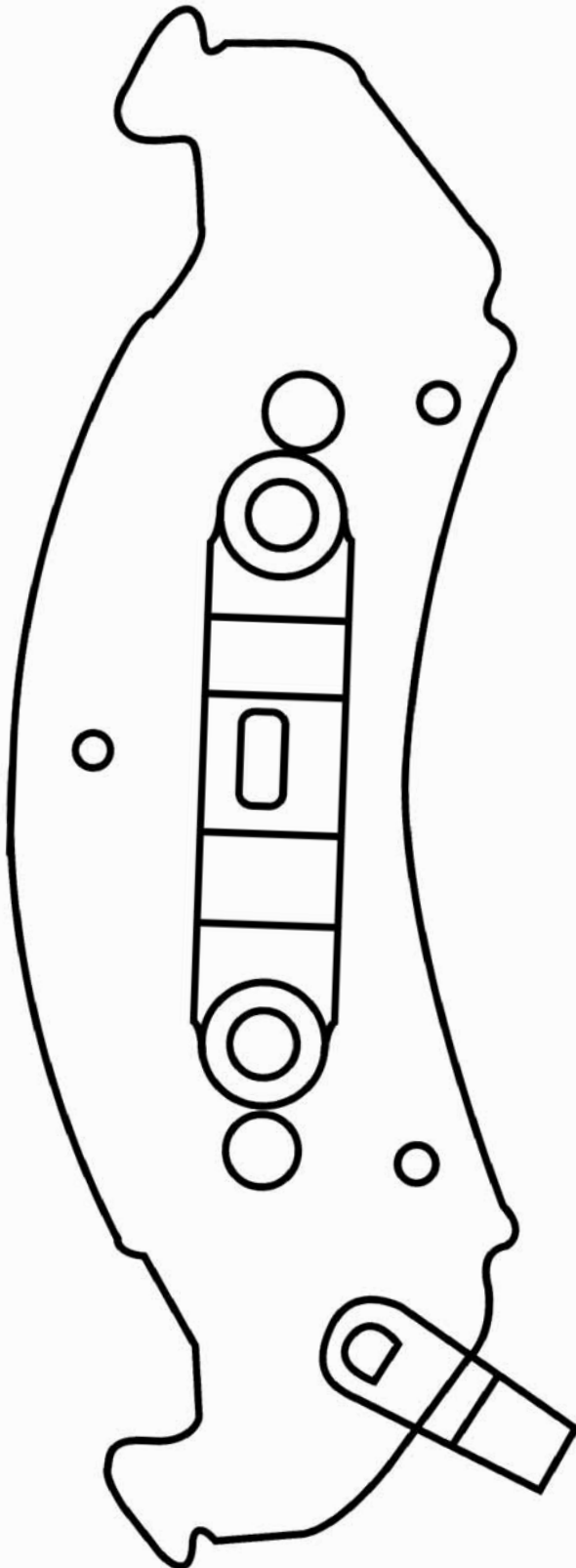
H

Th

147,6/212,5

65/67,5

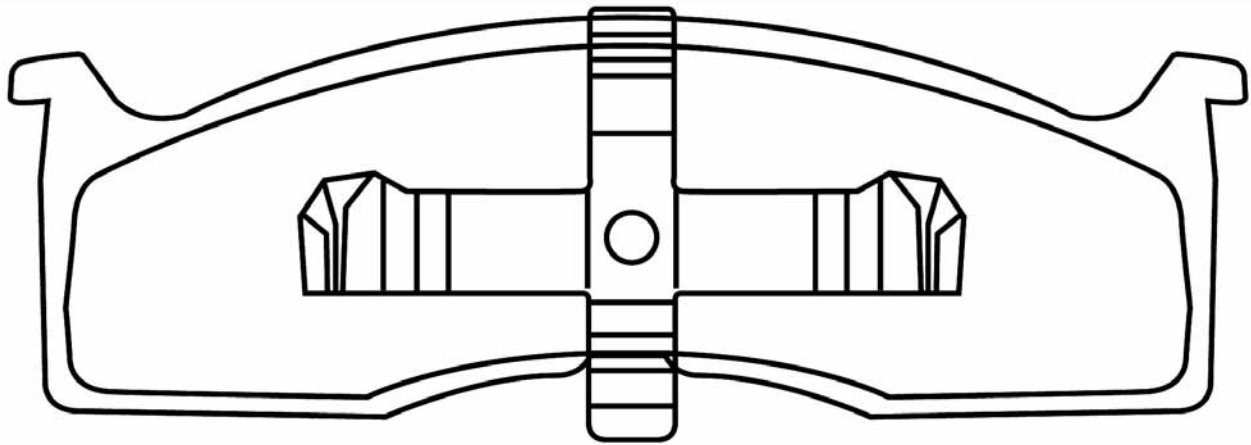
17,2/16



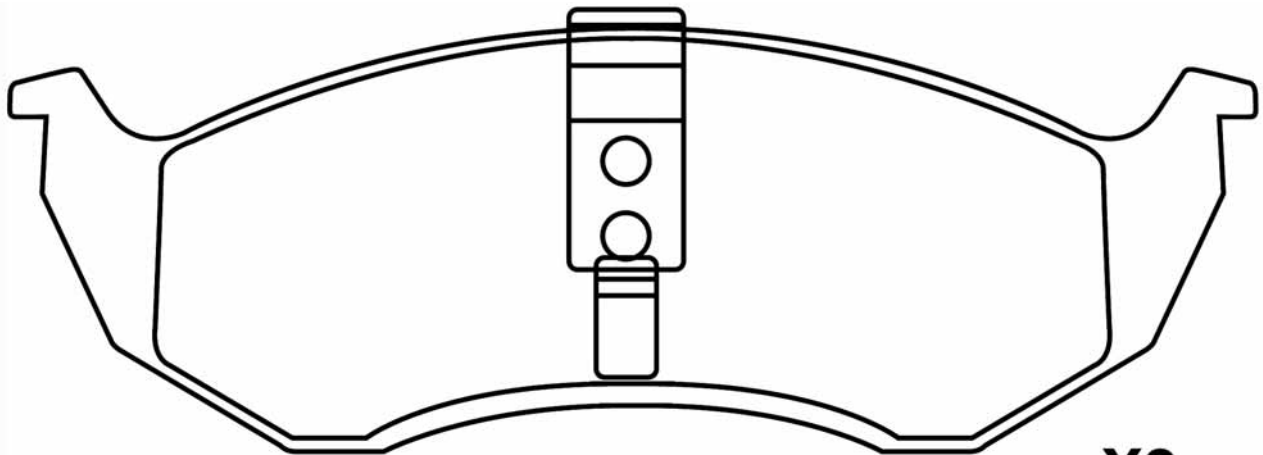
X2

X1 LEFT
 X1 RIGHT

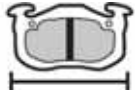


PA-099AF CHRYSLER				WVA
	L	H	Th	
	164	55	17	24593

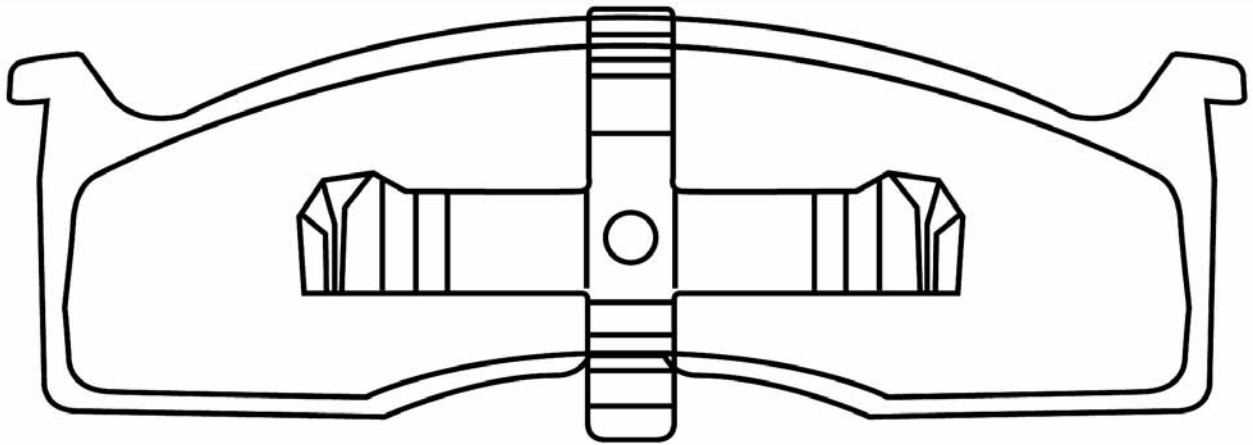


X2

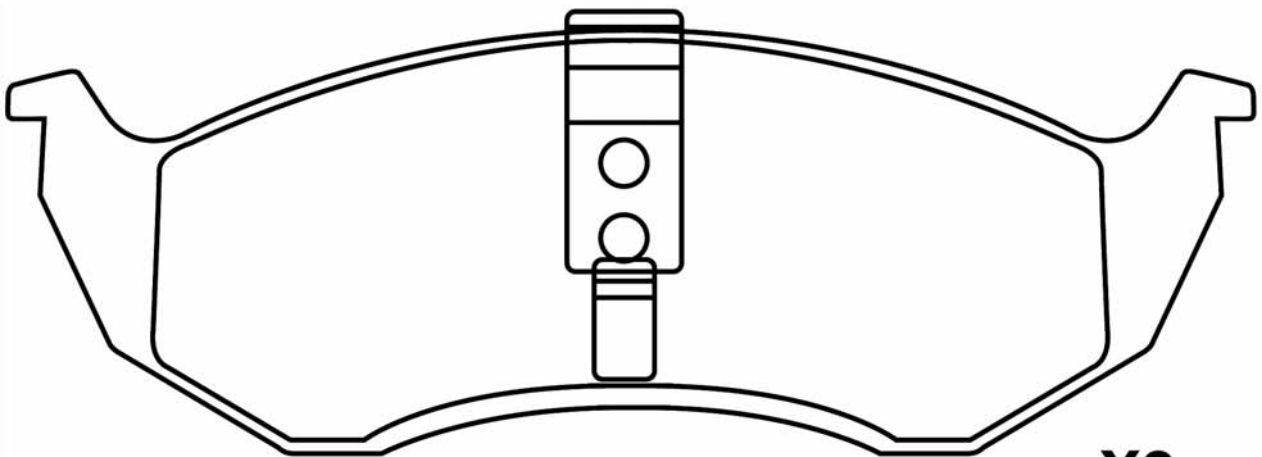


X2


PA-099P							WVA
	CHRYSLER	L	H	Th			
	164	55	17				

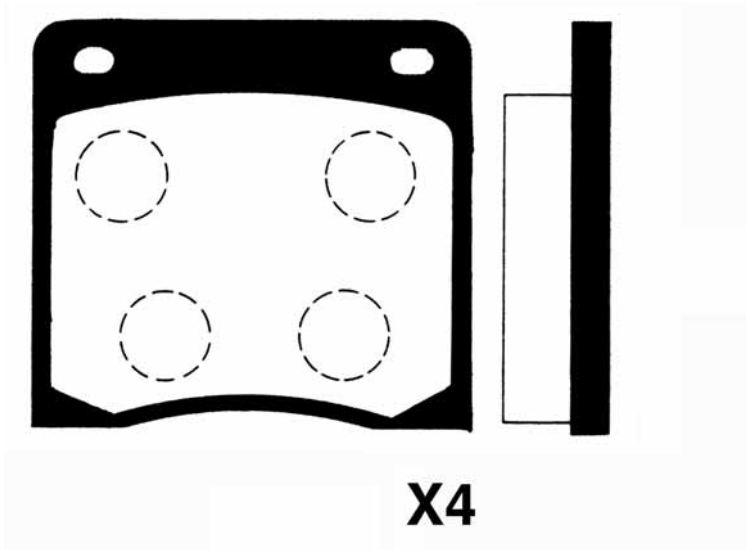


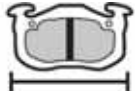


X2

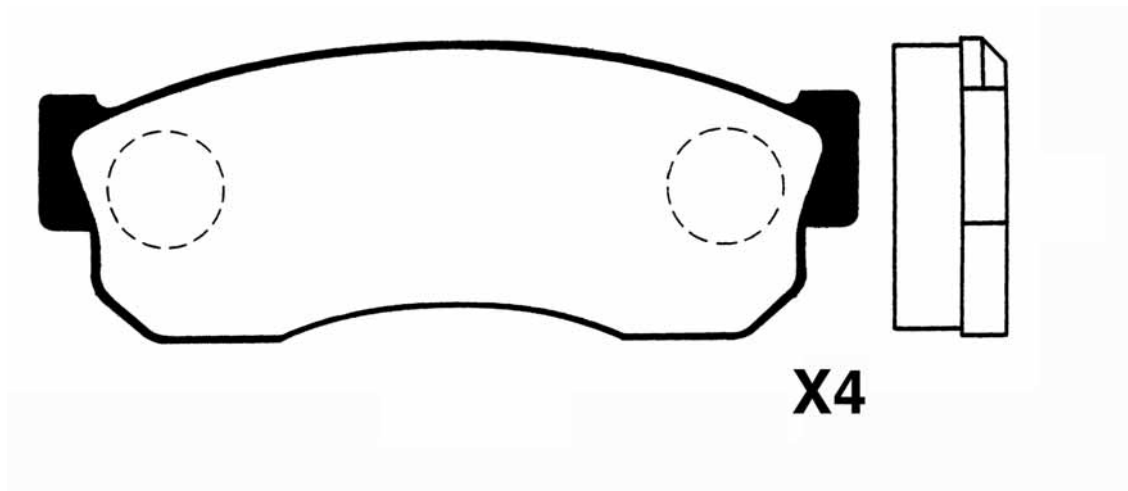



X2

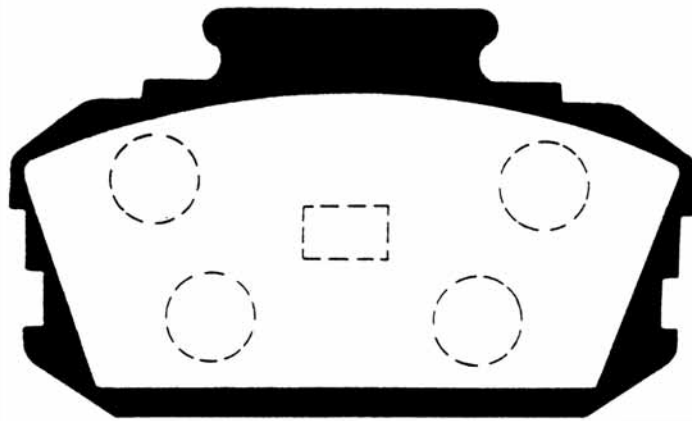
PA-100AF				WVA
	NISSAN	L	H	Th
	58	55,2	13,8	20128



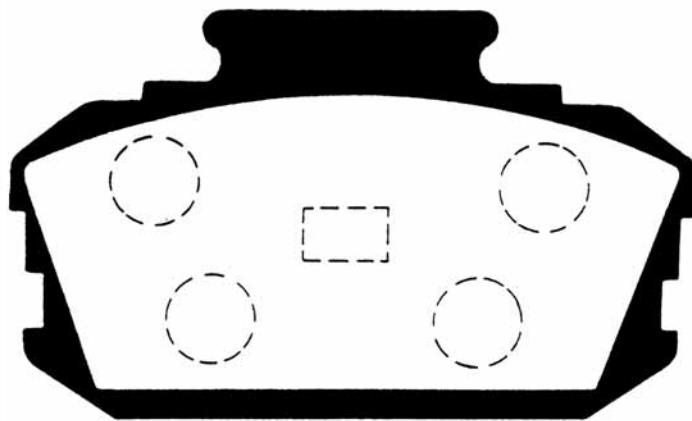
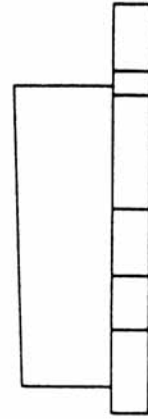
PA-101AF SUBARU - NISSAN				WVA
	L	H	Th	
	108,8	40,4	15,3	20958



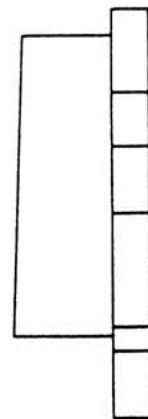
PA-102AF				WVA
	NISSAN	L	H	
	90,2	54,4	16,8	20218




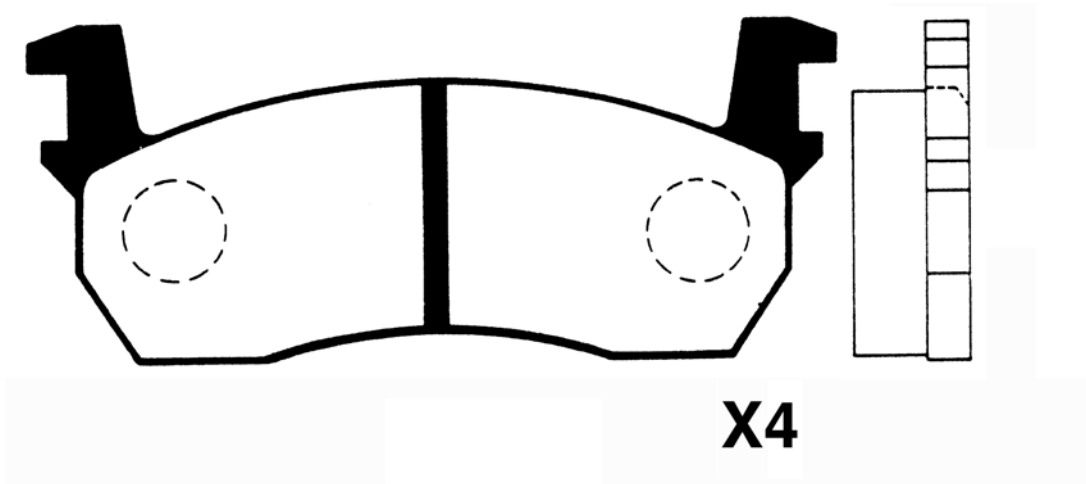
X2



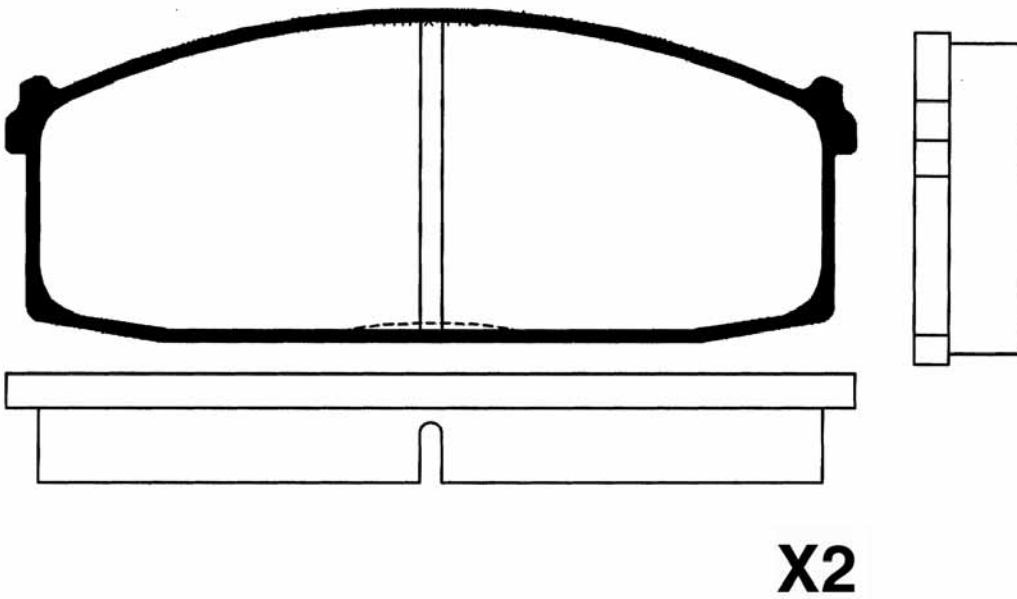
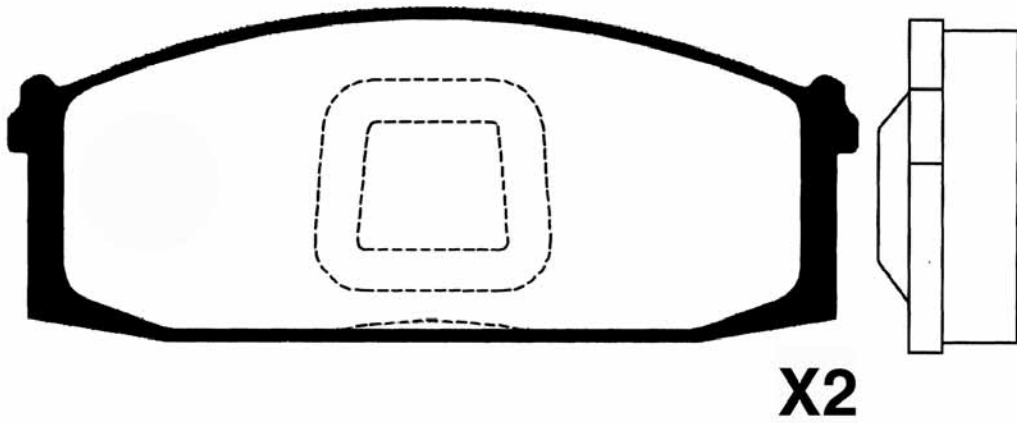
X2




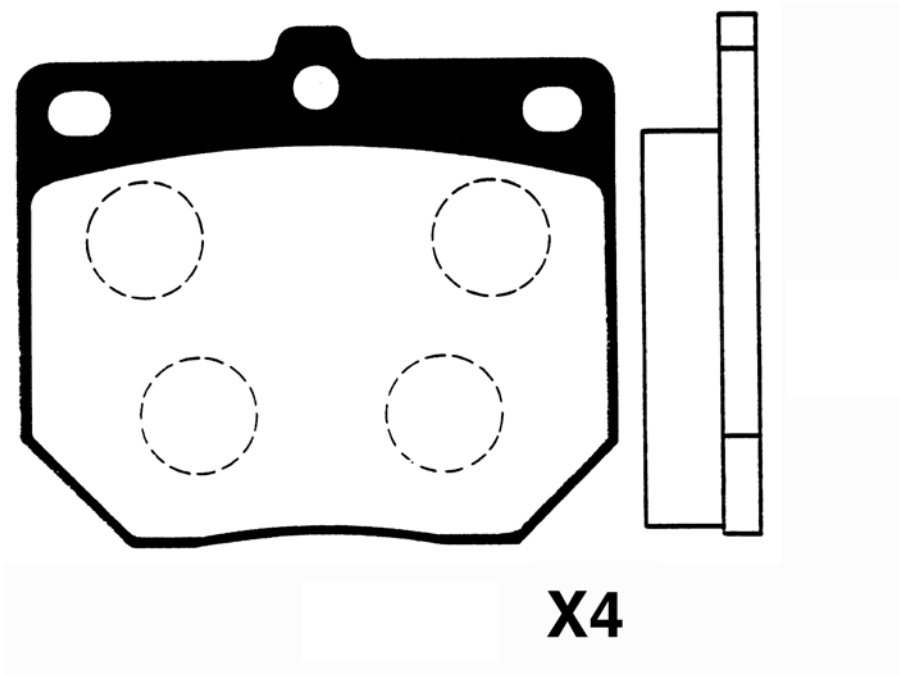
PA-103AF				WVA
	NISSAN	L	H	Th
	108	45,5	15,2	20957




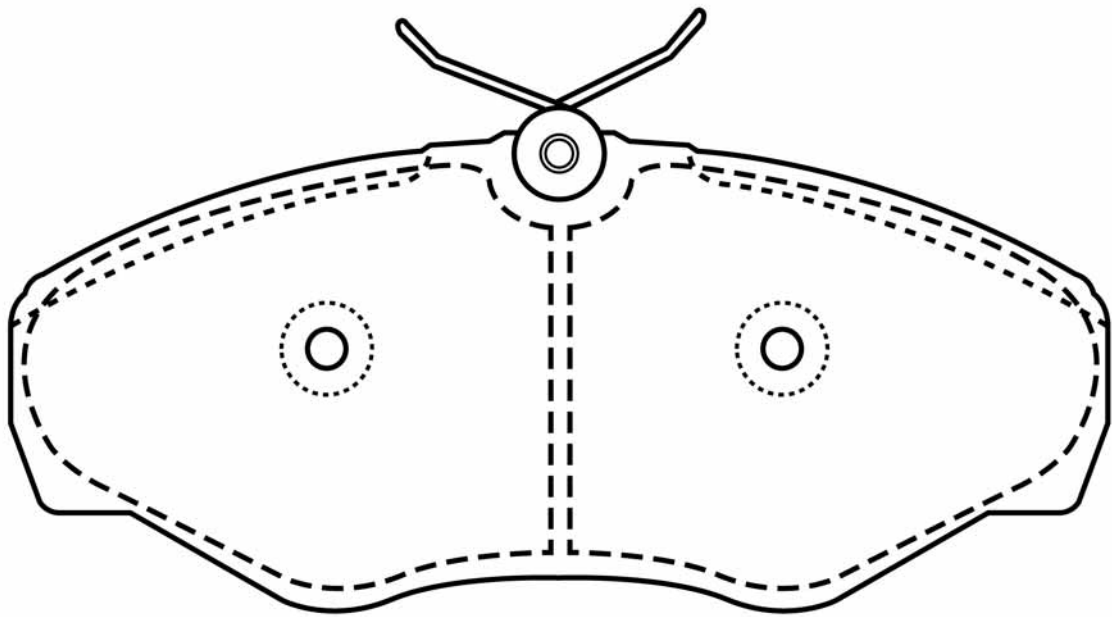
PA-105AF				WVA
	NISSAN	L	H	
	111,7	46,5	14	20718



PA-108AF NISSAN - TOYOTA				WVA
	L 78	H 69,2	Th 13,9	20289

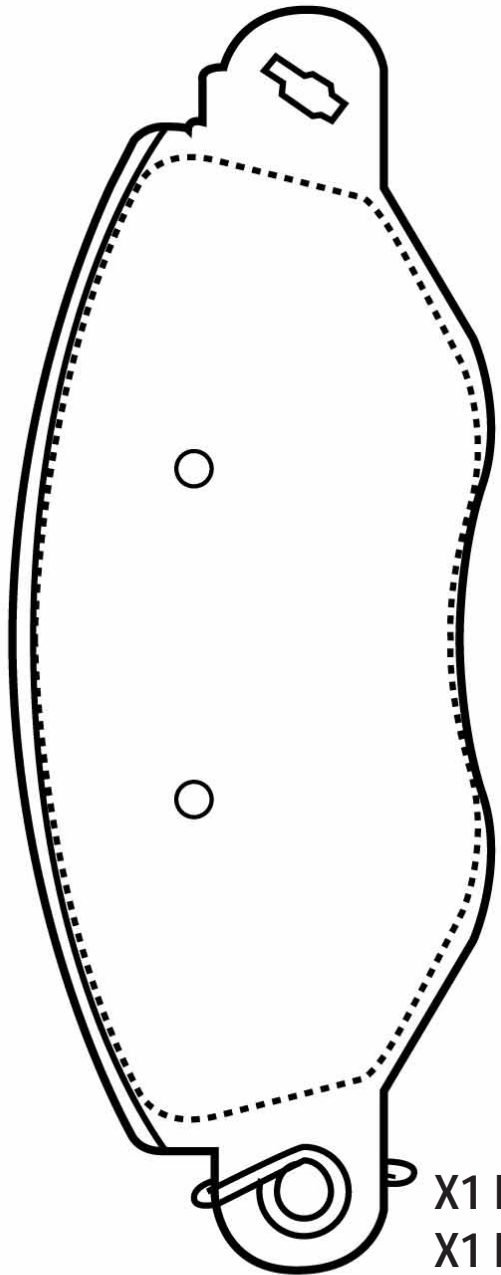


PA-109AF				WVA
	NISSAN	L	H	
	145	62,2	17,4	23099

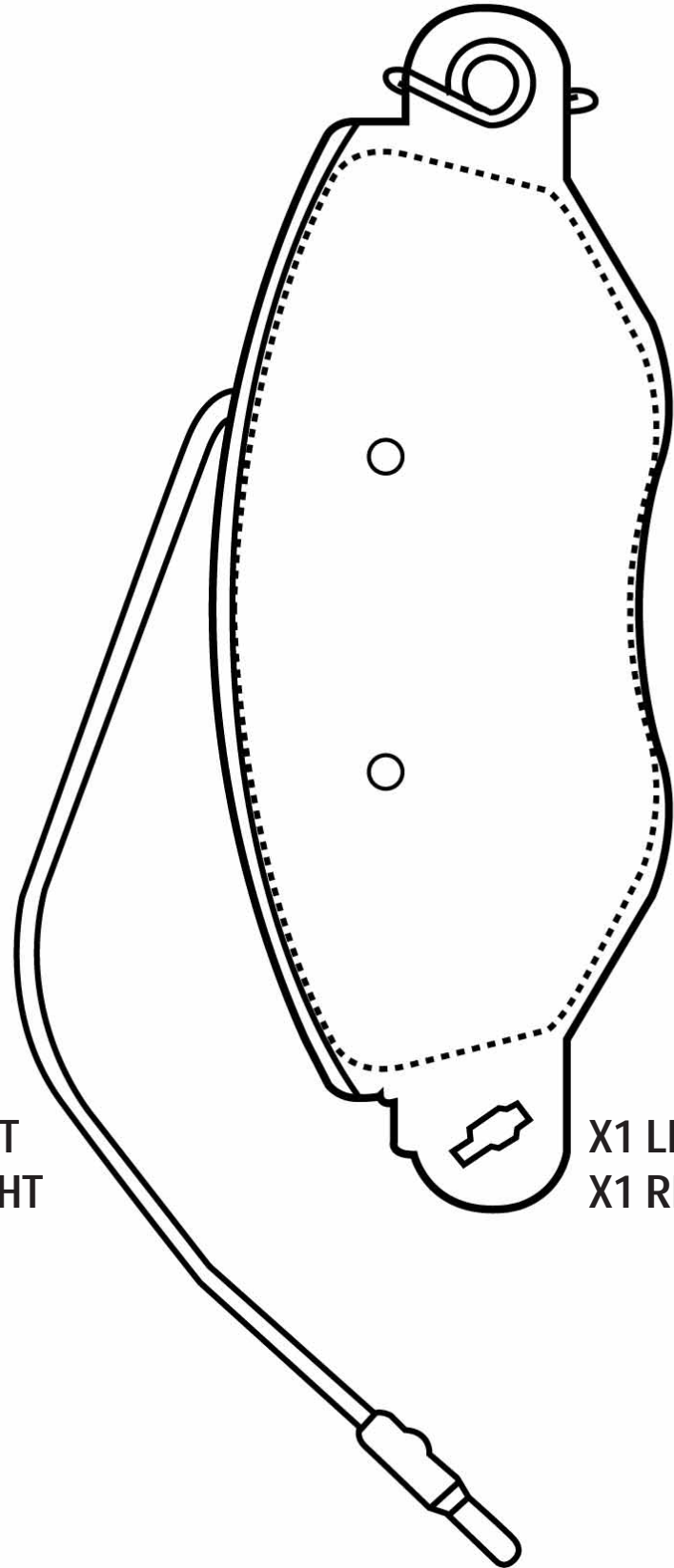


X4


PA-110AF				WVA
	NISSAN	L	H	
	168,8	64,2	18,3	

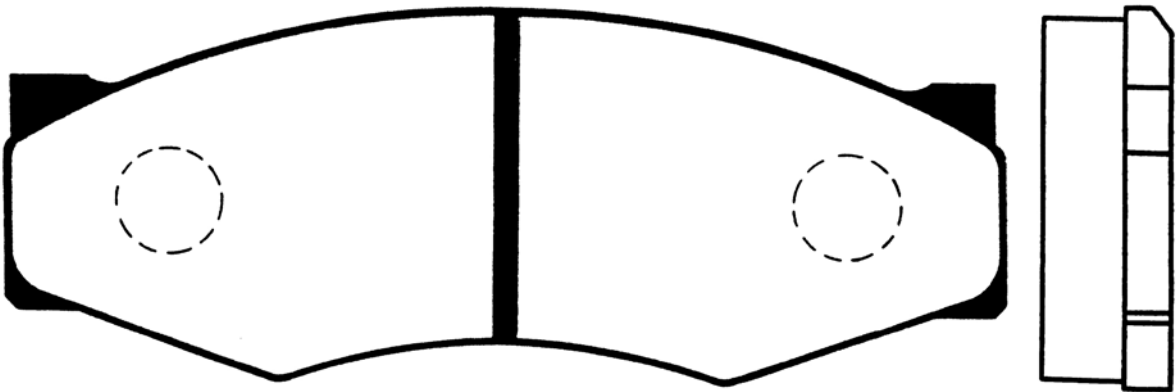


X1 LEFT
X1 RIGHT

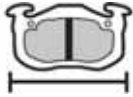




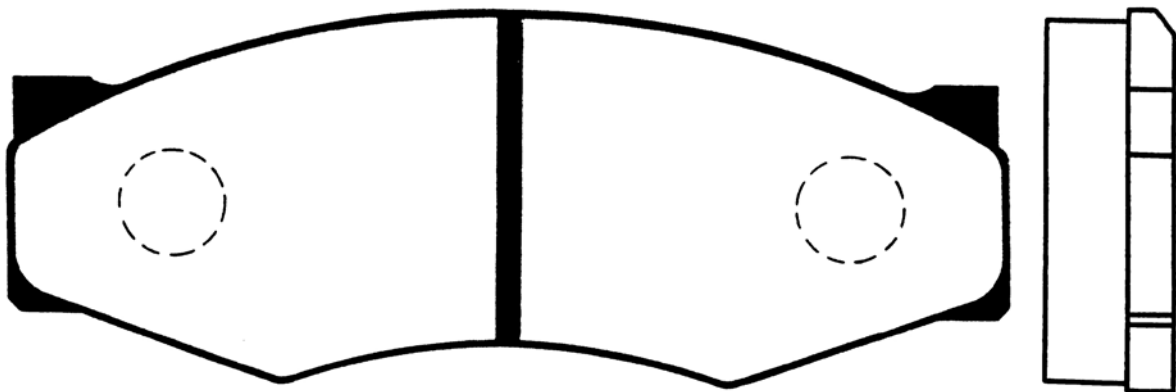
X1 LEFT
X1 RIGHT

PA-111AF				WVA
	NISSAN	L	H	Th
	130	49,5	16	21099




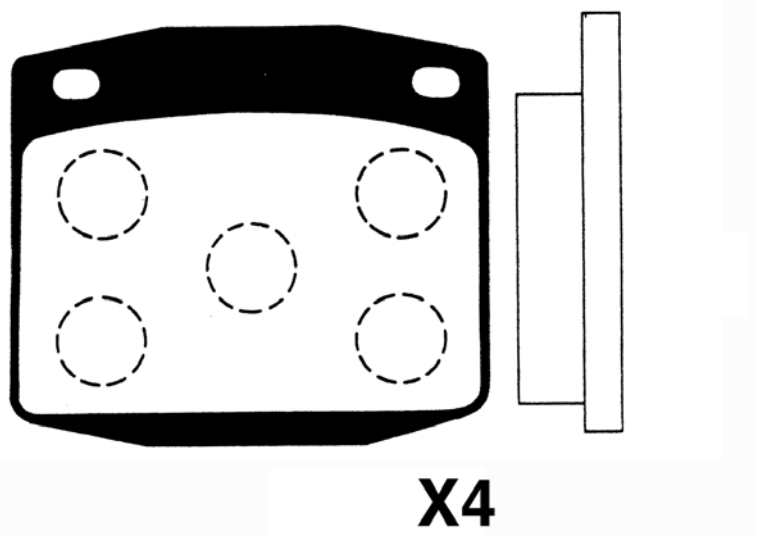
X4

PA-111P				WVA
NISSAN	L	H	Th	
	130	49,5	16	

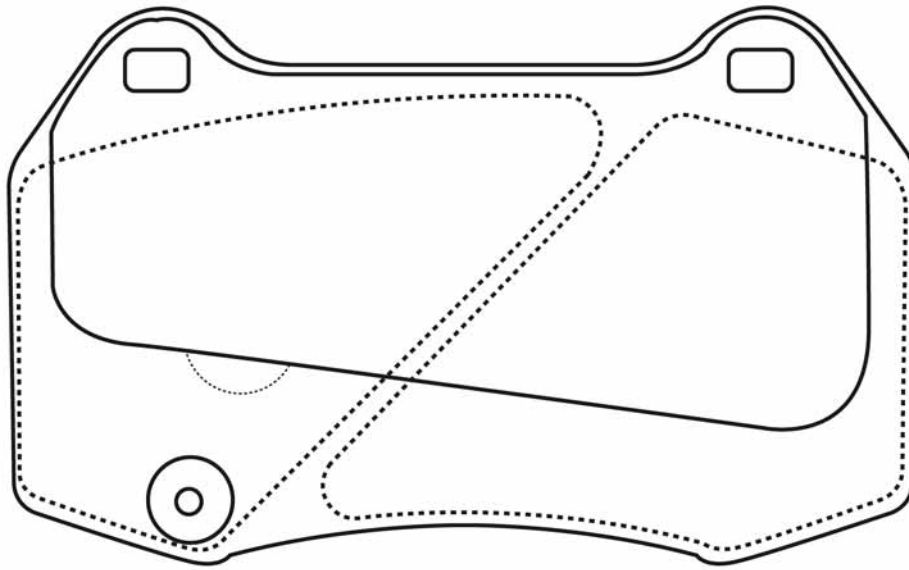


X4

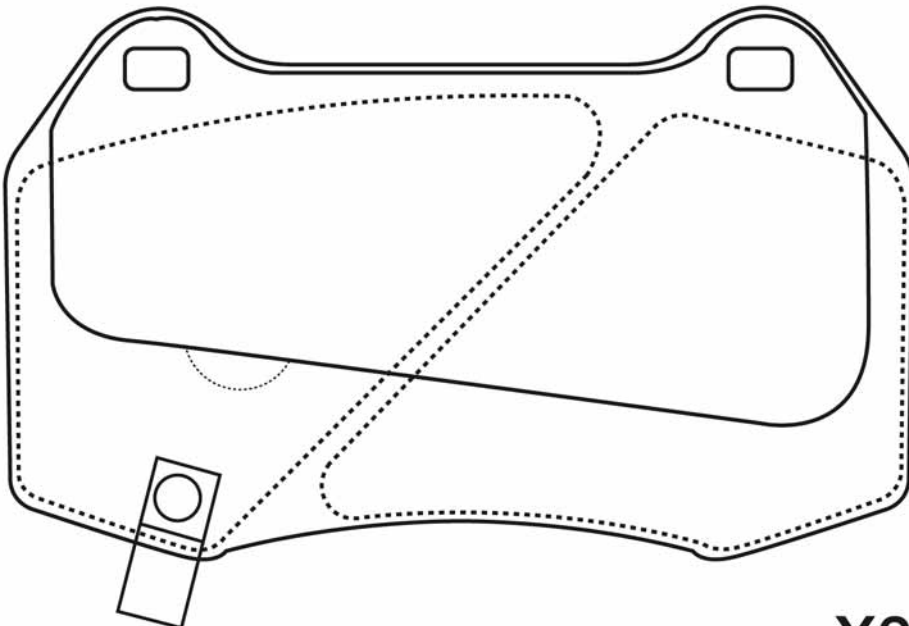
PA-112AF				WVA
	NISSAN	L	H	
	63,4	56,6	14	20391




PA-113AF						WVA
	NISSAN	L	H	Th		
	119,7	73,6	15,2	23142		




X2




X2



PA-114AF				WVA
	NISSAN	L	H	
	131	47	17,9	21980

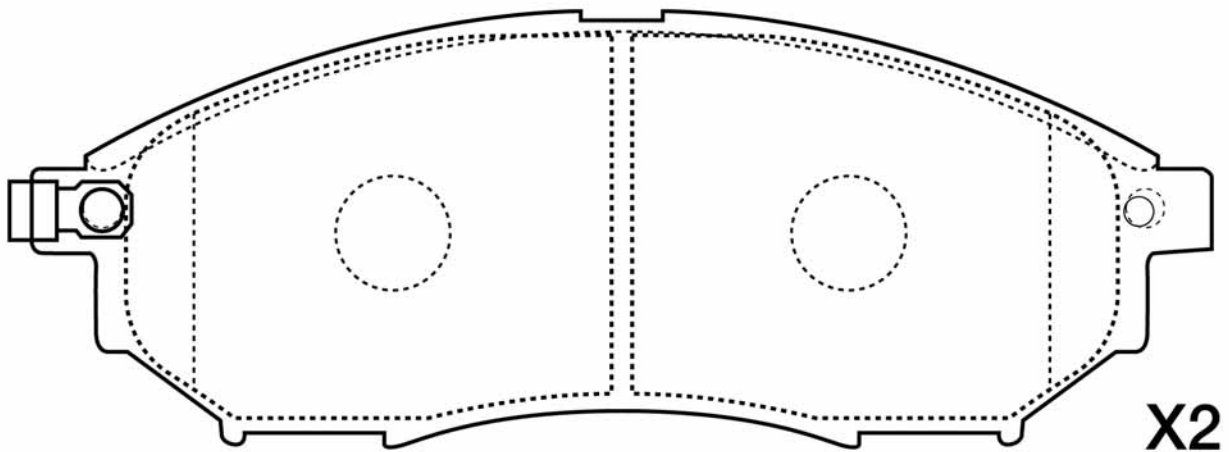
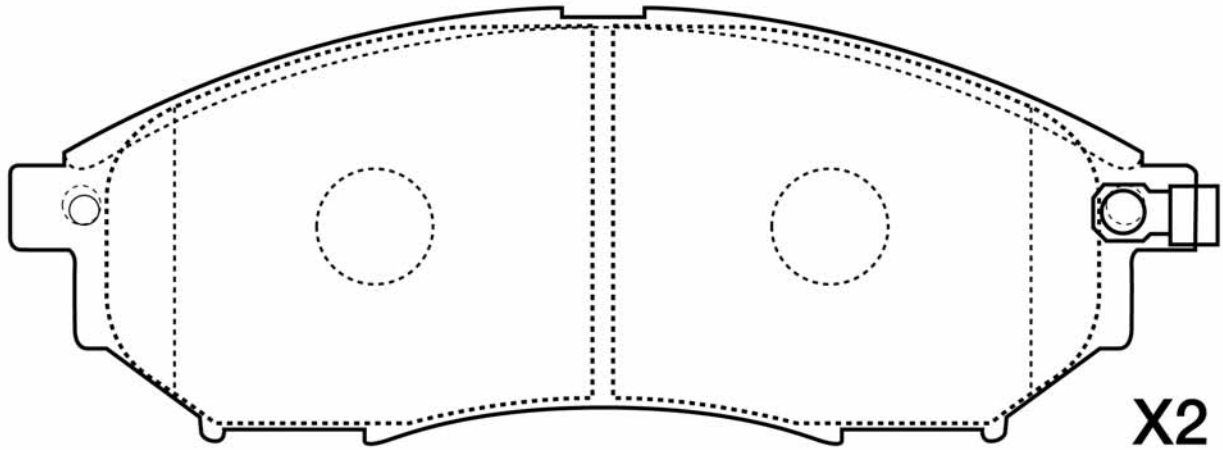





X2

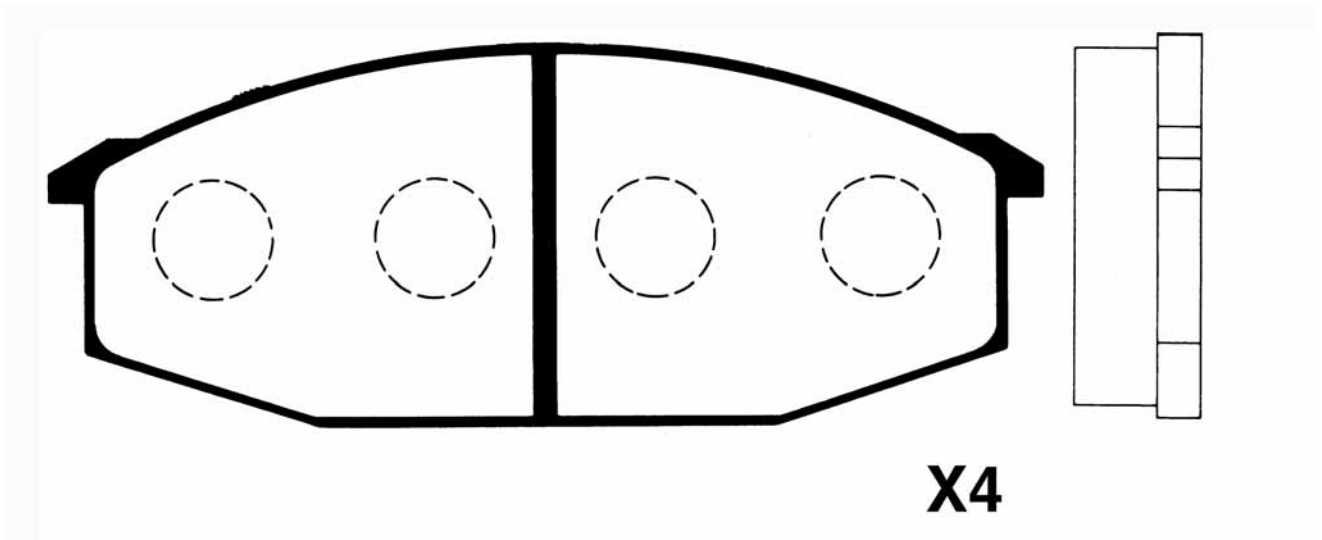


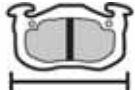


X2

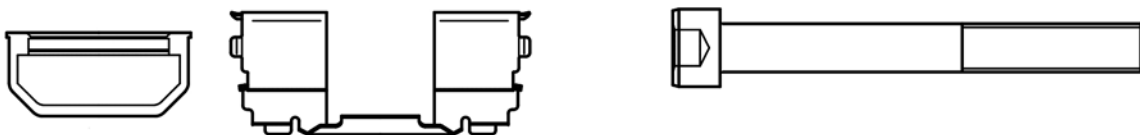
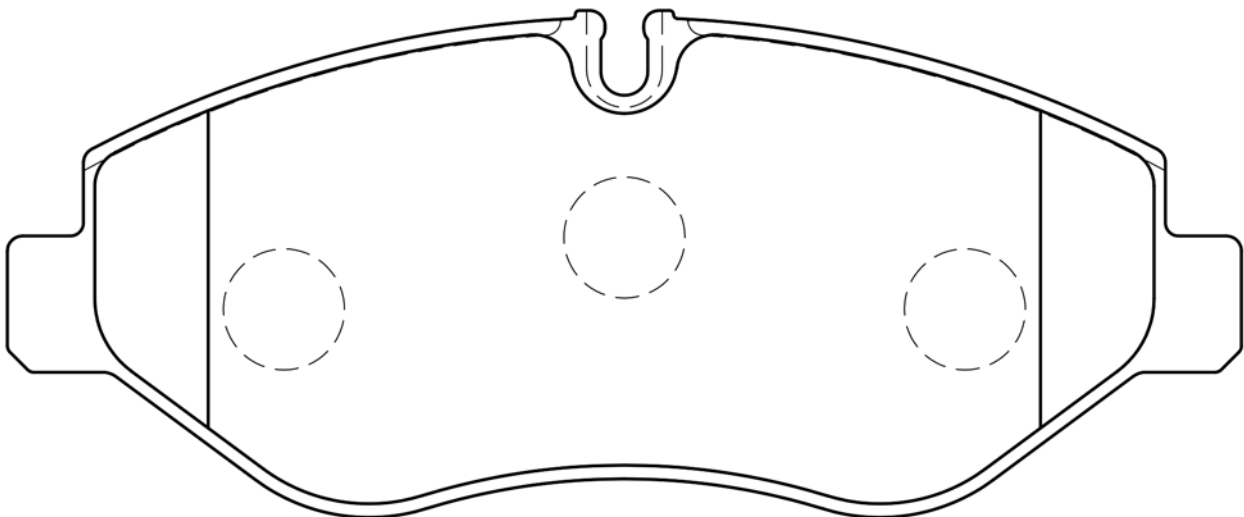
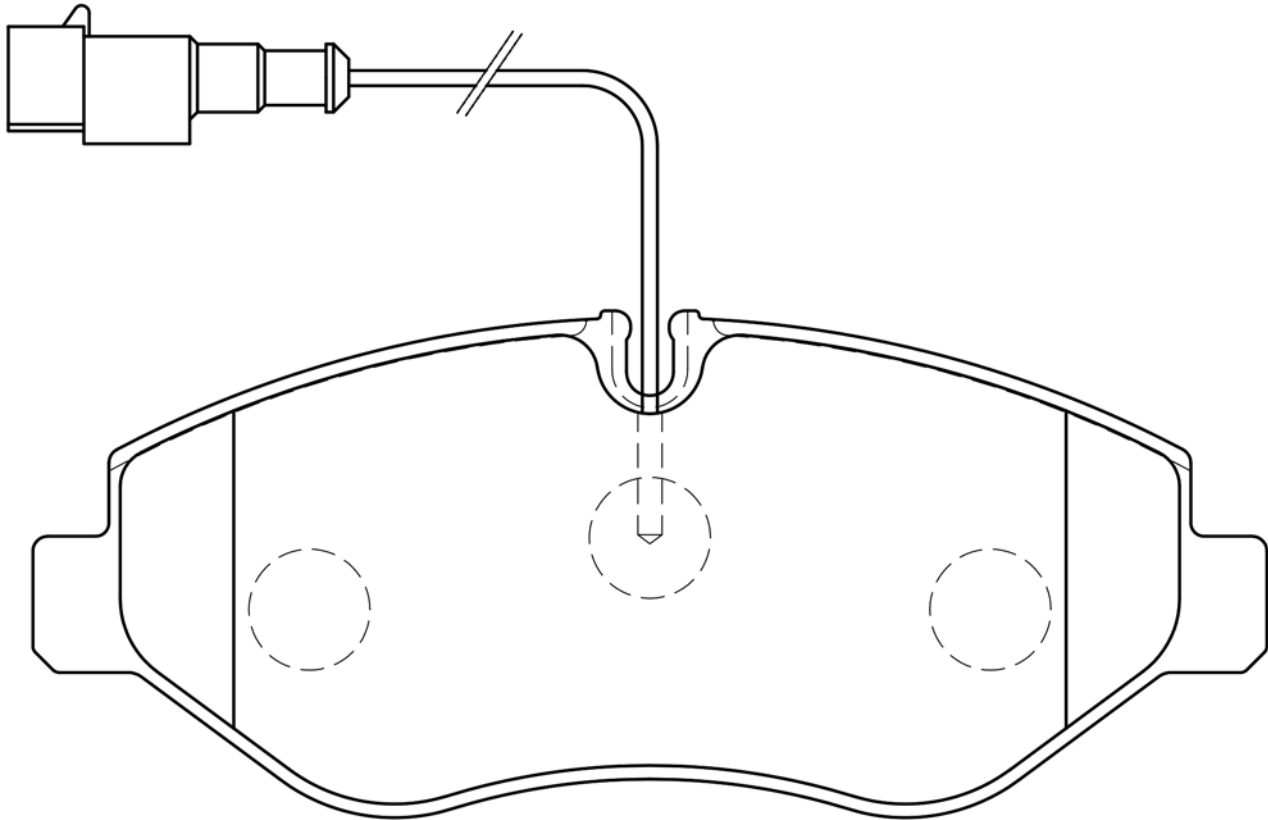
PA-115AF					WVA
	NISSAN	L	H	Th	
	159	58	16		23698



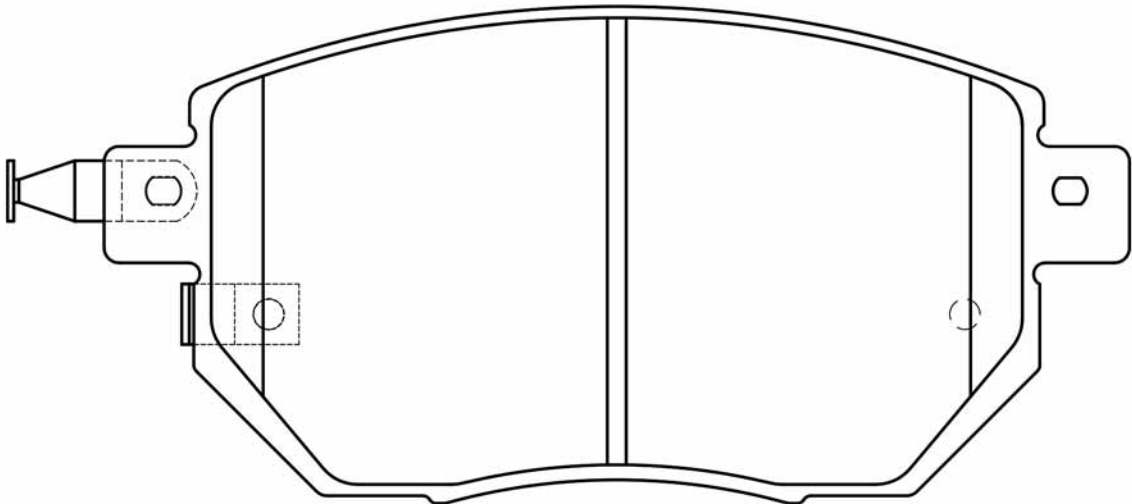
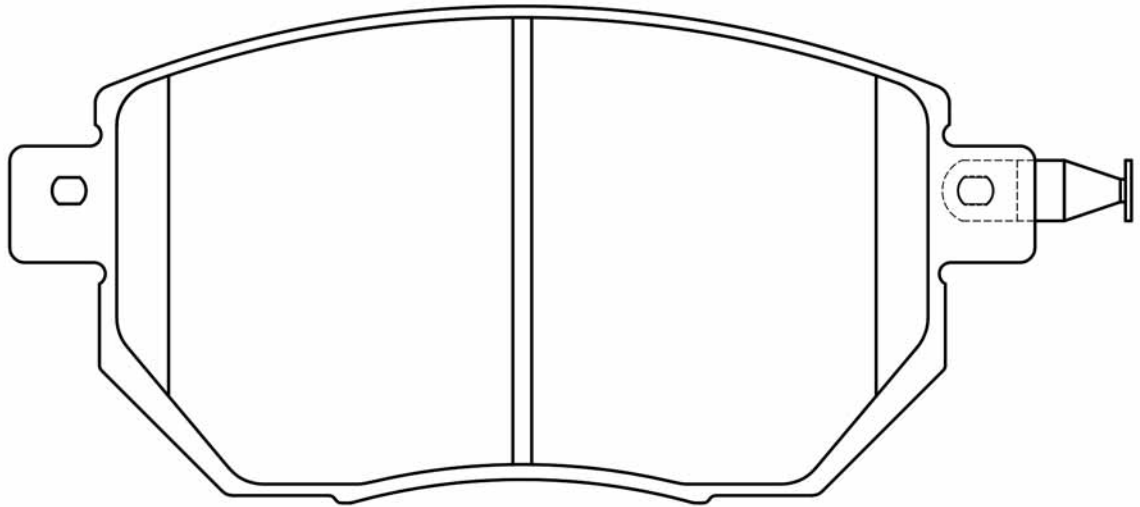
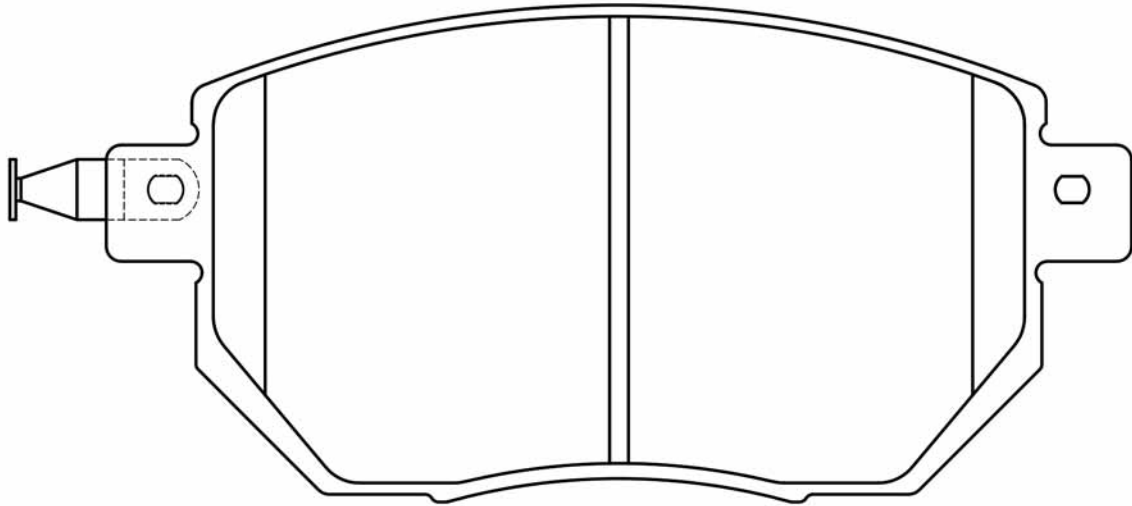
PA-116AF TOYOTA - NISSAN				WVA
	L	H	Th	20628
	130	51	14,4	




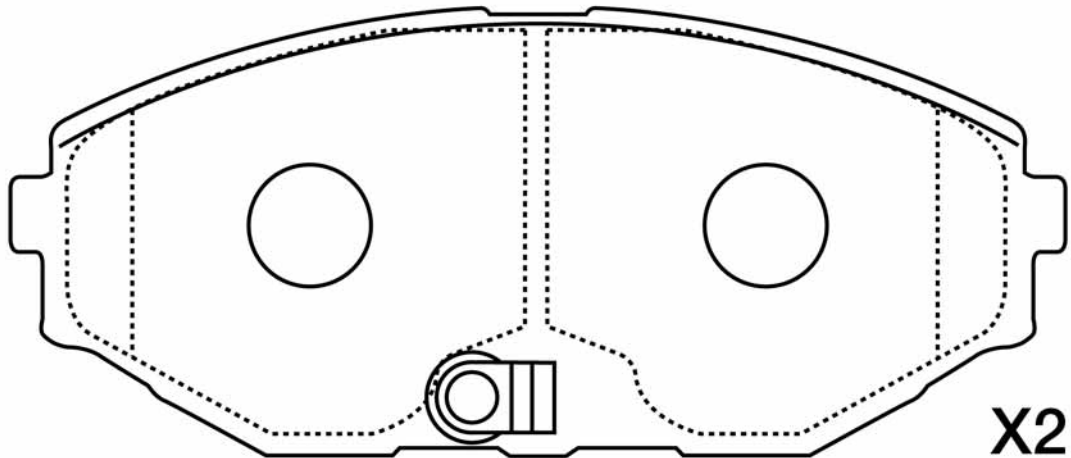
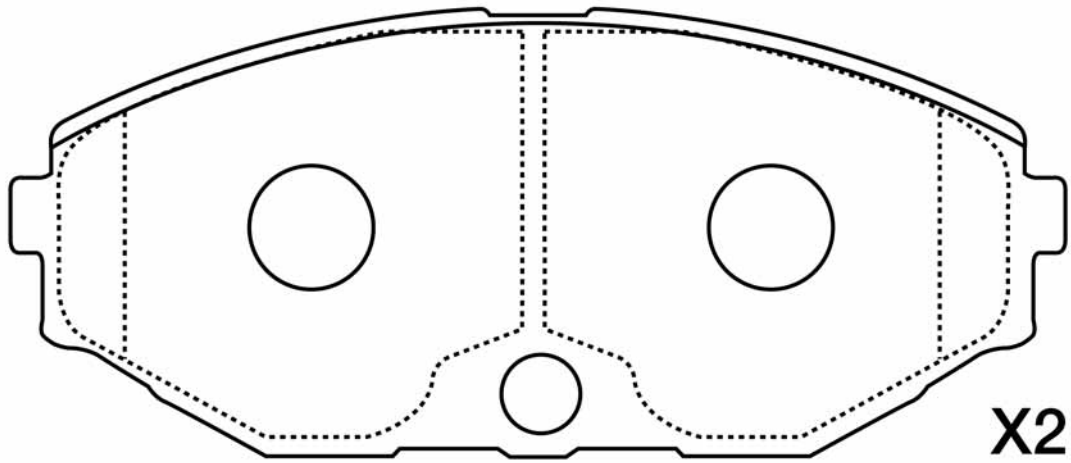
PA-117AF							WVA
	NISSAN	L	H	Th			
	163	67	21			29229	




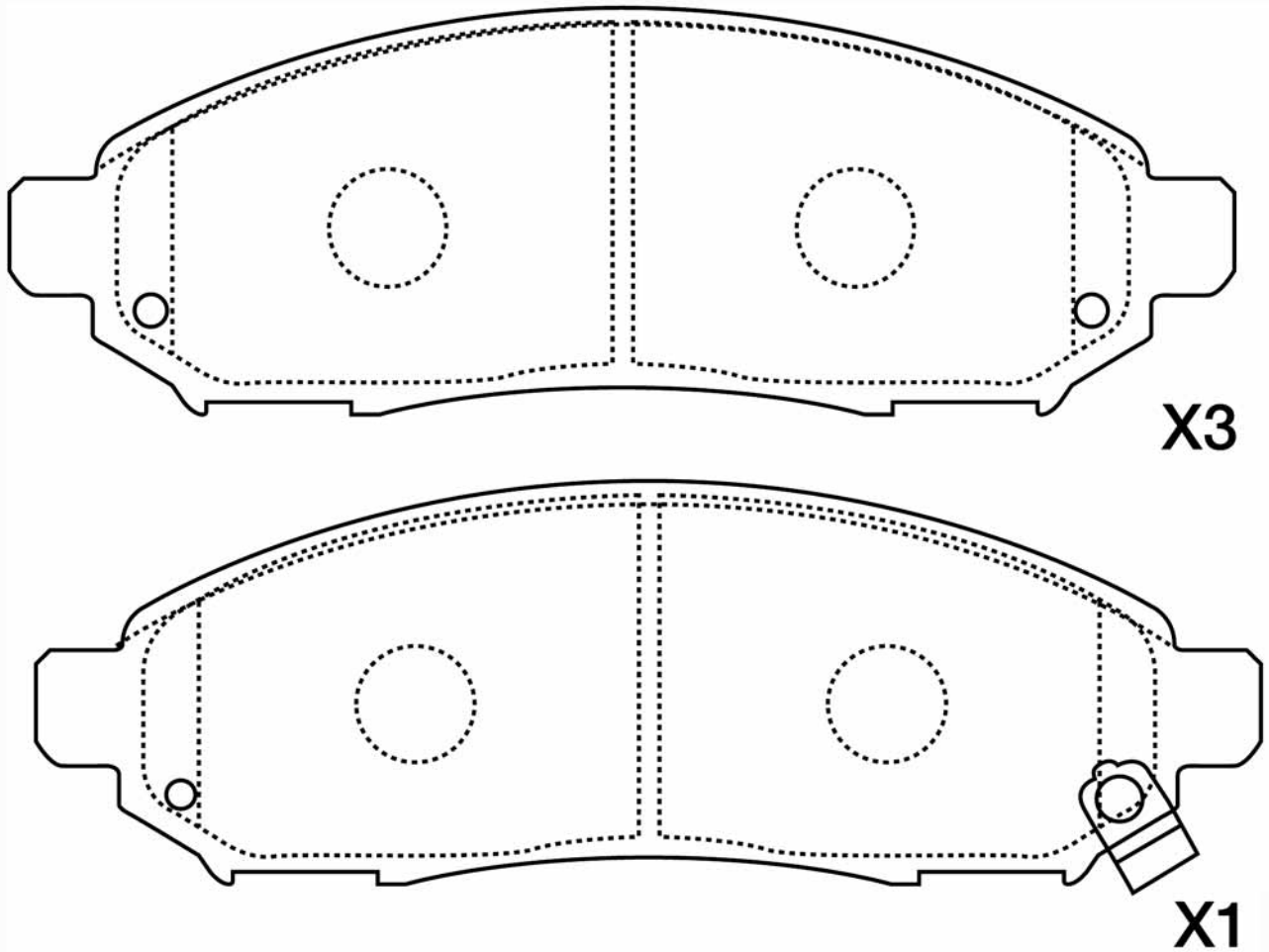
PA-118AF NISSAN - INFINITI				WVA
	L	H	Th	24056
	135,5	66	16	

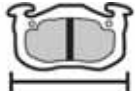




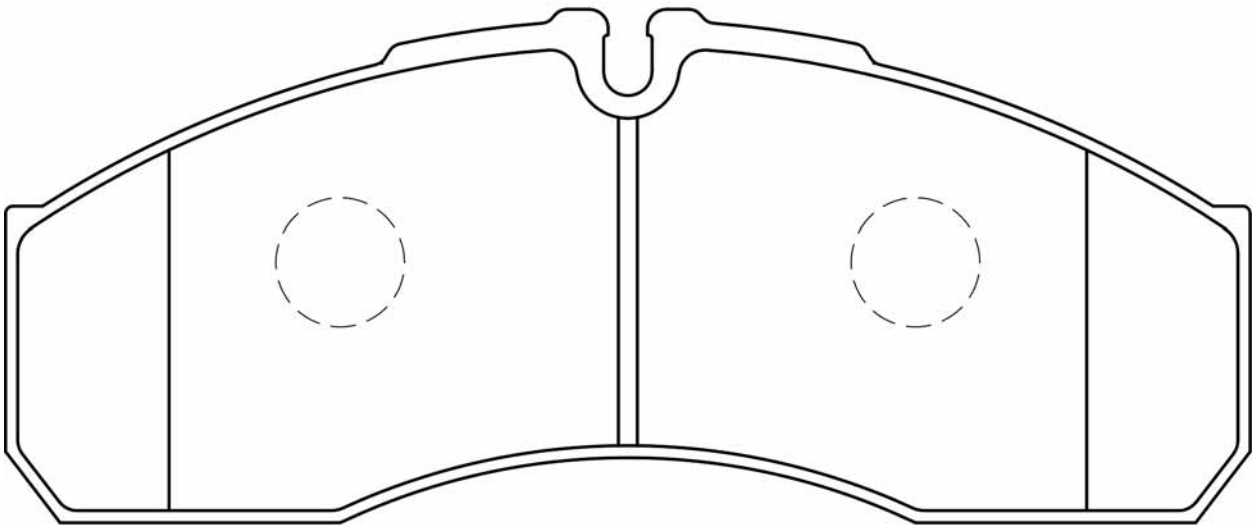
PA-120AF				WVA
	NISSAN - INFINITI	L	H	Th
	139,3	59,2	14,9	23184




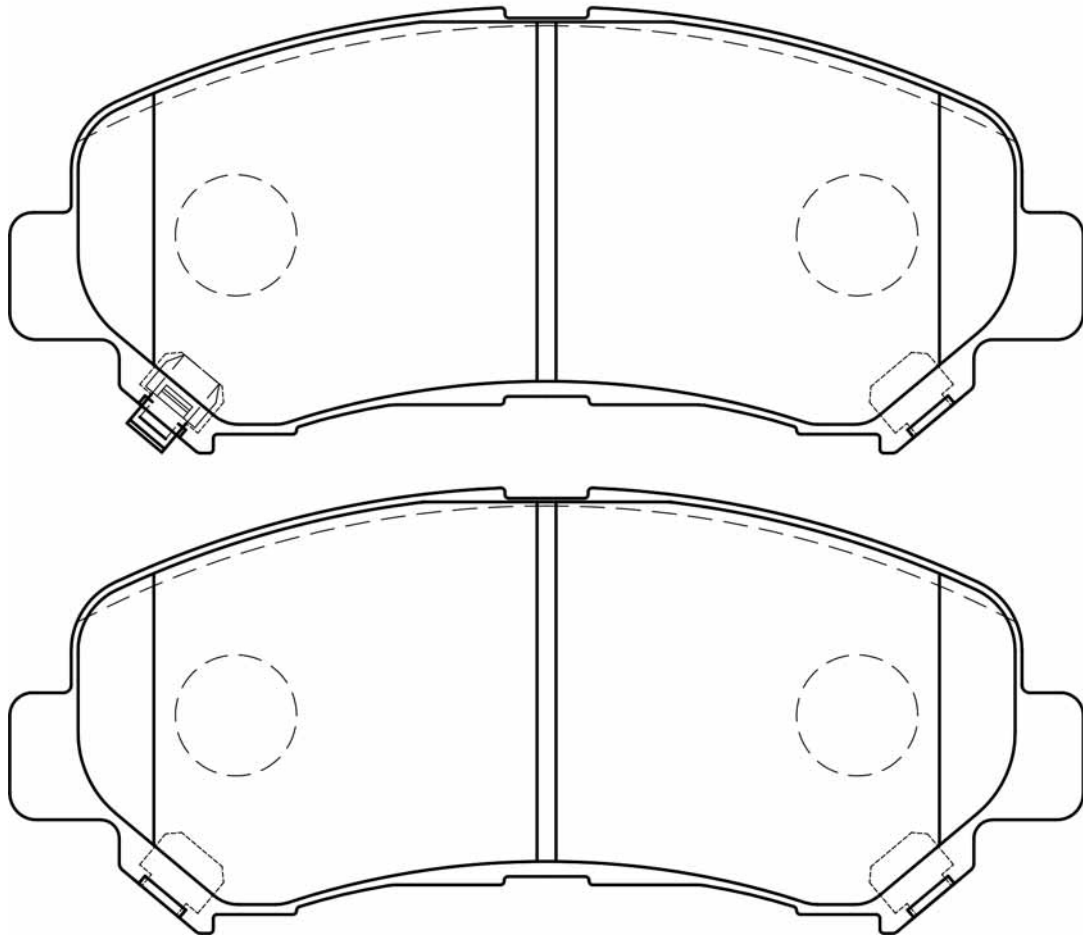
PA-121AF				WVA
	NISSAN	L	H	Th
	163,7	54,2	16,6	24227




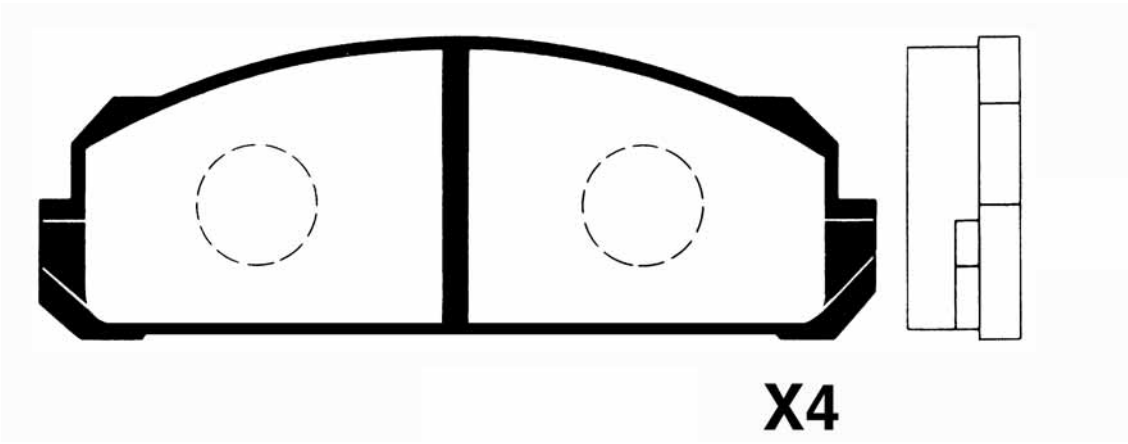
PA-122AF				WVA
	NISSAN	L	H	
	165	68	20	




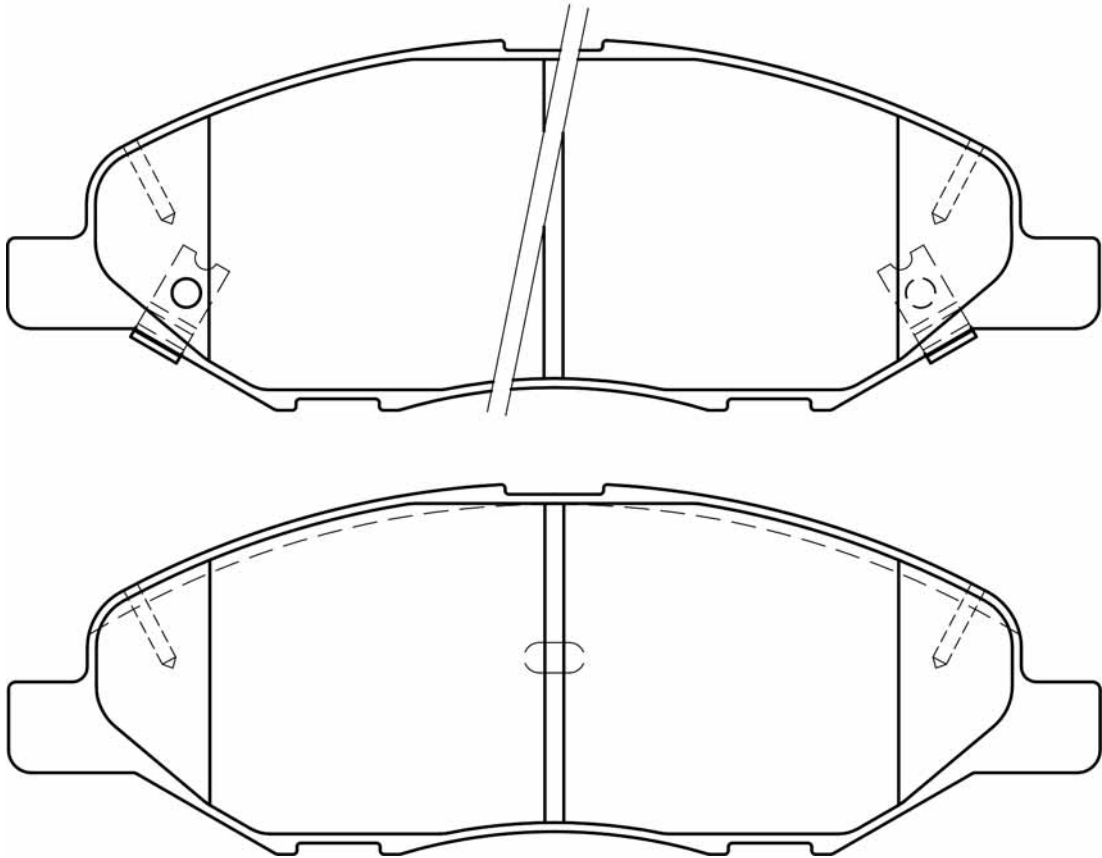
PA-123AF				WVA
	NISSAN	L	H	
	142	59	17	24632




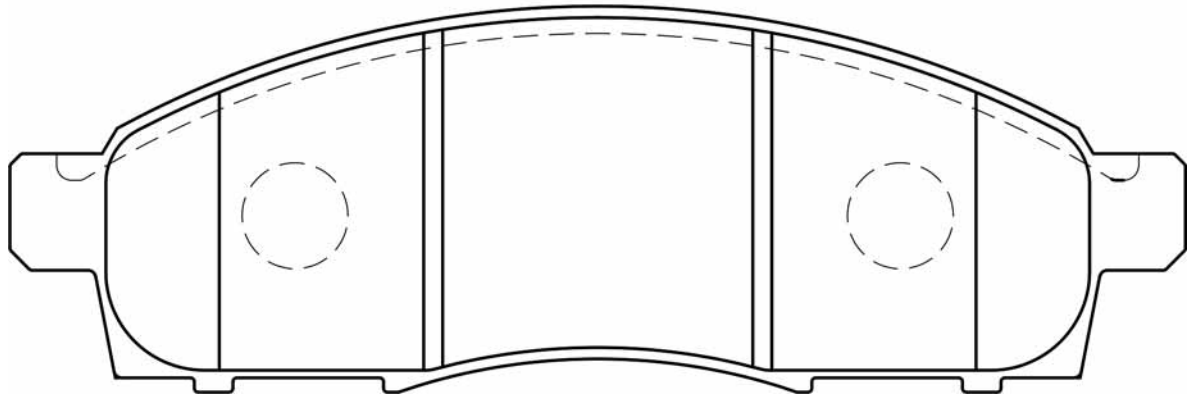
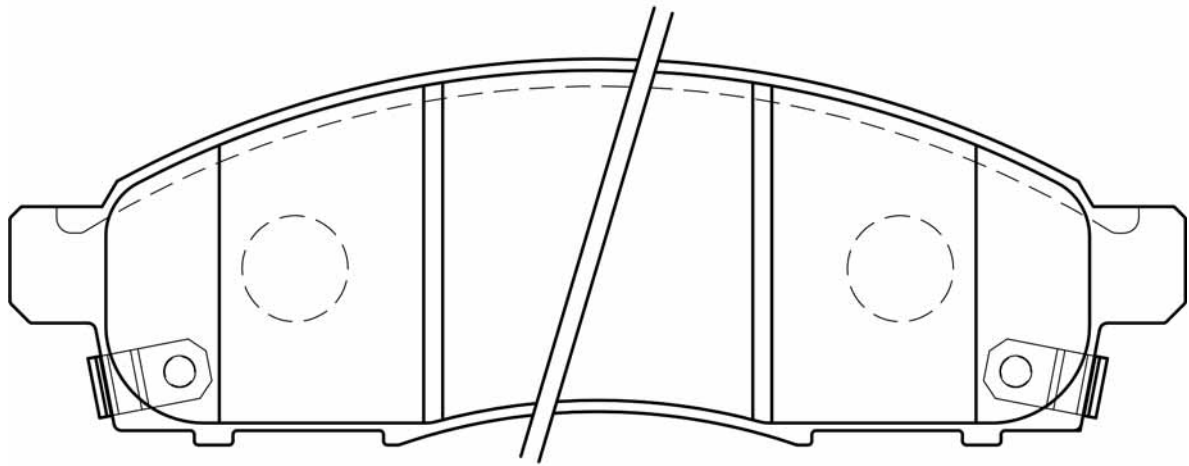
PA-124AF				WVA
	TOYOTA	L	H	Th
	109	38,8	13,5	20074




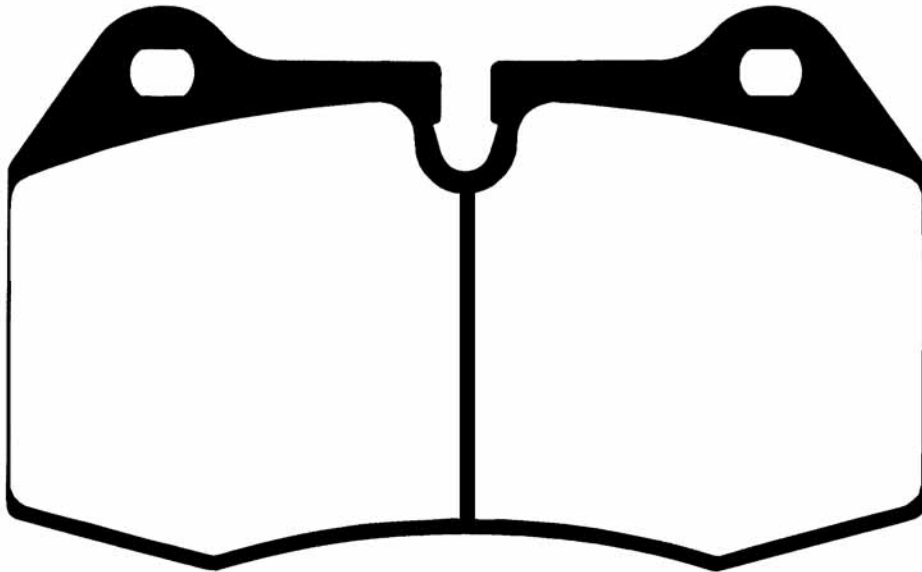
PA-127AF				WVA
	NISSAN	L	H	
	144	48	14	




PA-128AF				WVA
	NISSAN	L	H	Th
	156	51	17	25087

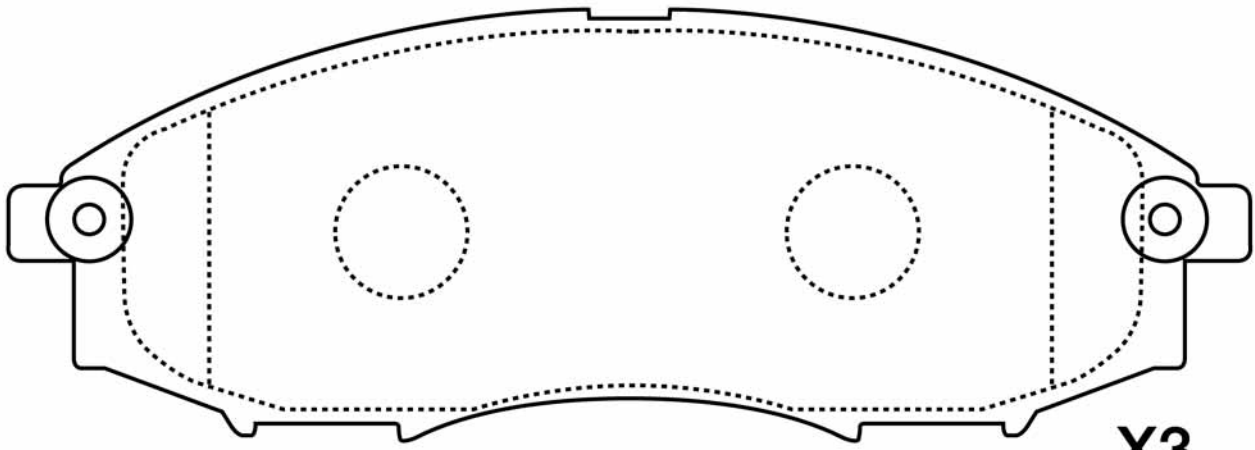


PA-129AF				WVA
	NISSAN	L	H	
	119,5	73,5	16,4	

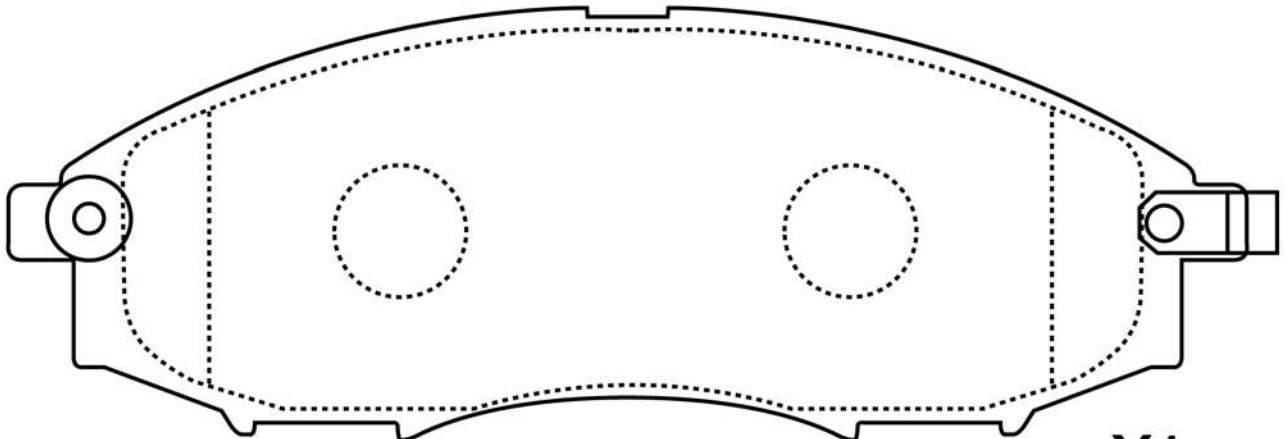


X4

PA-130AF				WVA
	NISSAN	L	H	Th
	164,2	57	16,6	23970

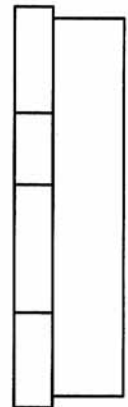
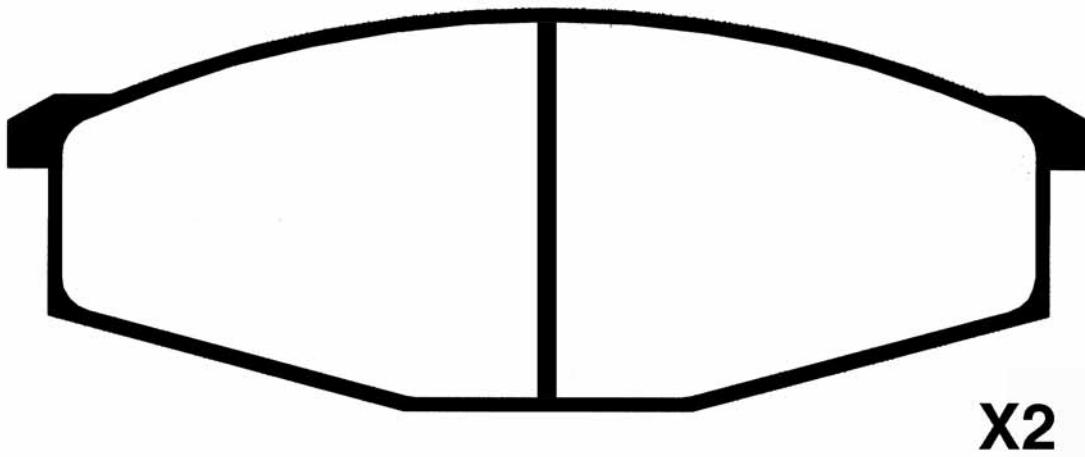

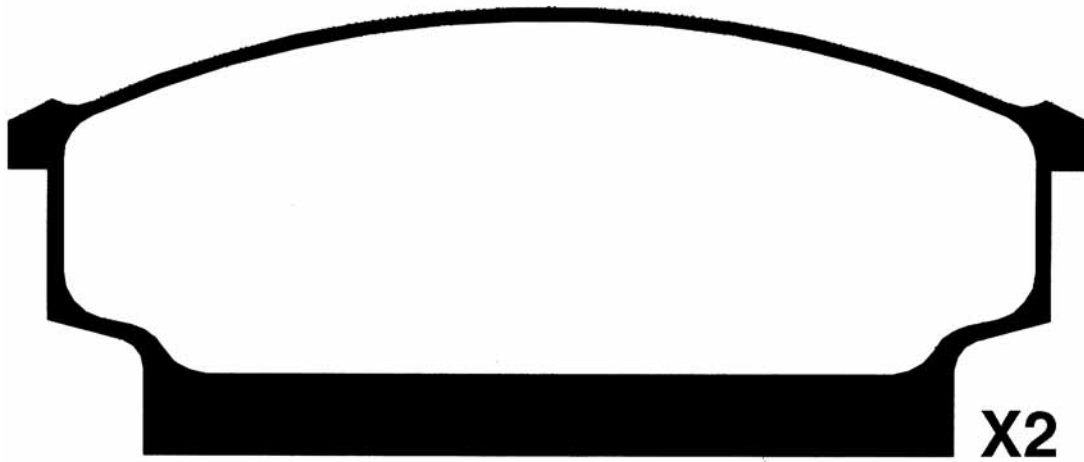




X3

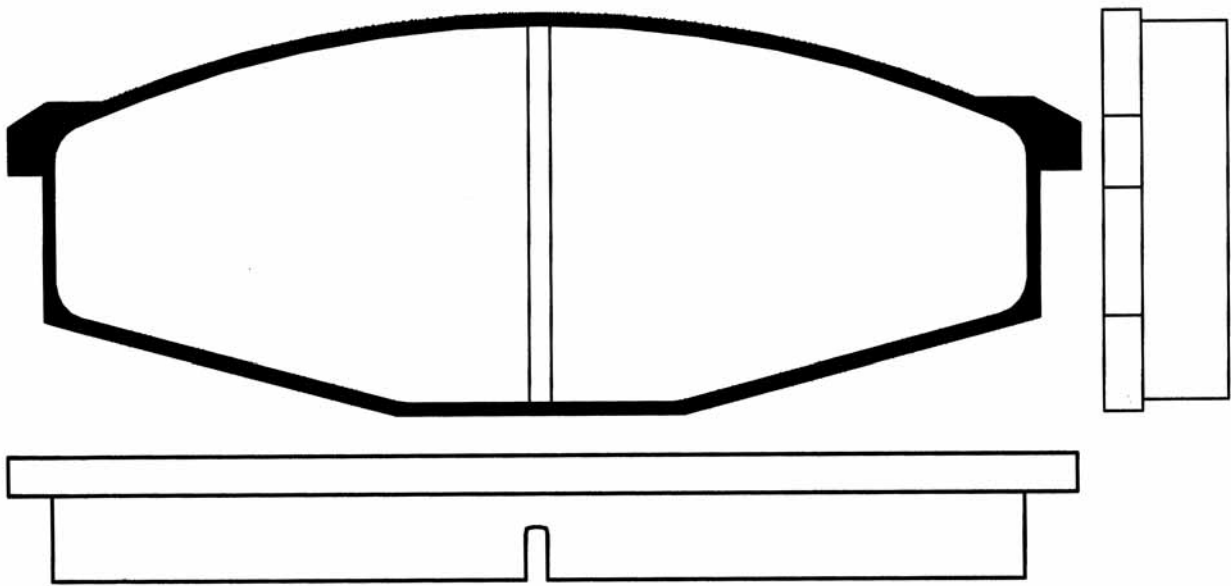


X1


PA-132AF				WVA
	NISSAN	L	H	
	142,5/142	60,3/53,6	16	20628

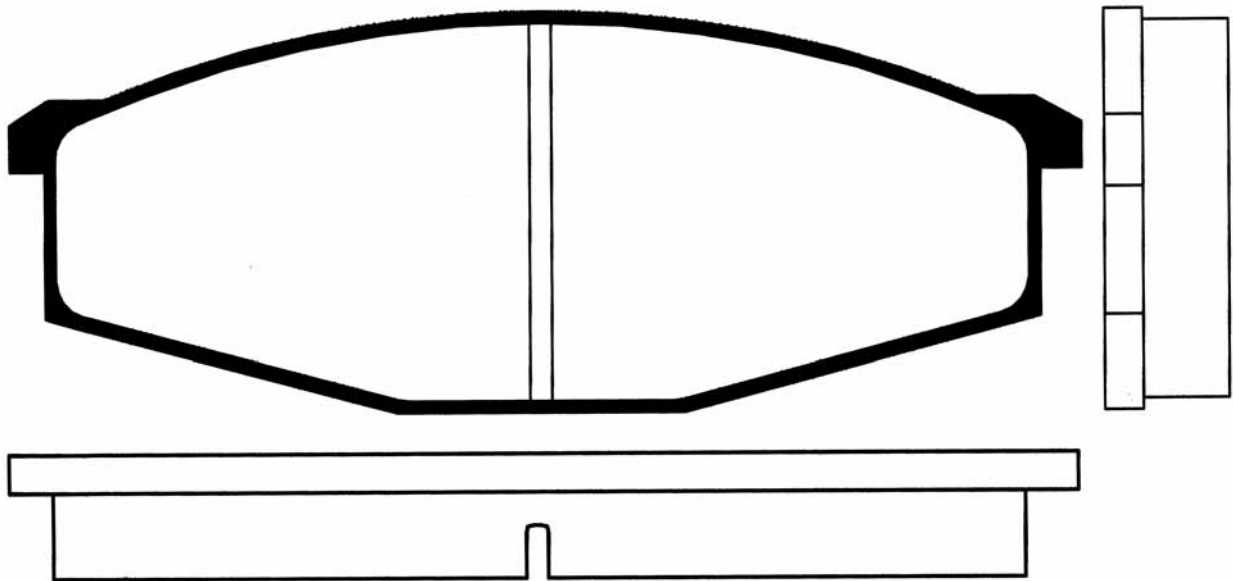


PA-134AF				WVA
	NISSAN	L	H	
	142	53,3	15,9	20972

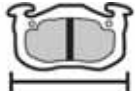




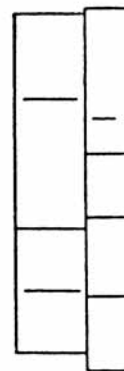
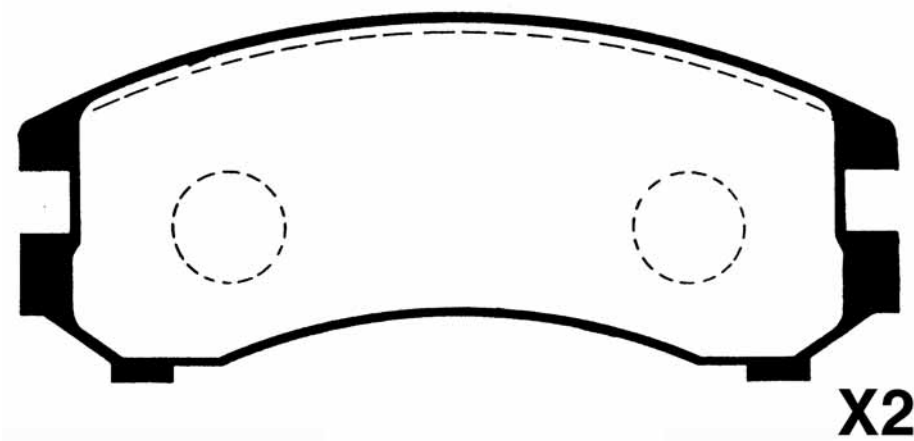
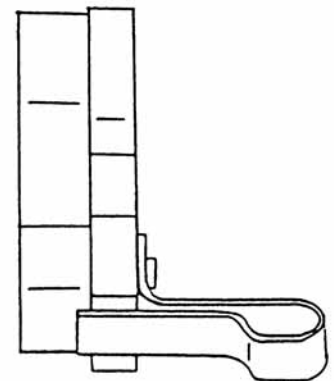
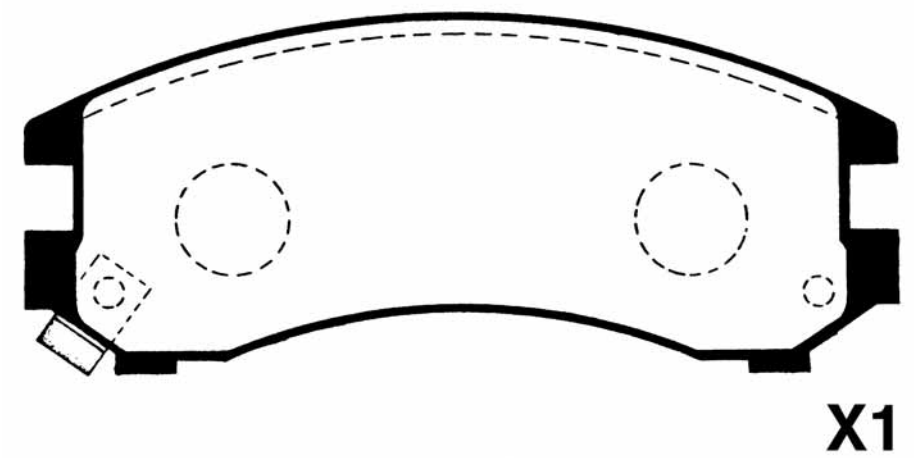
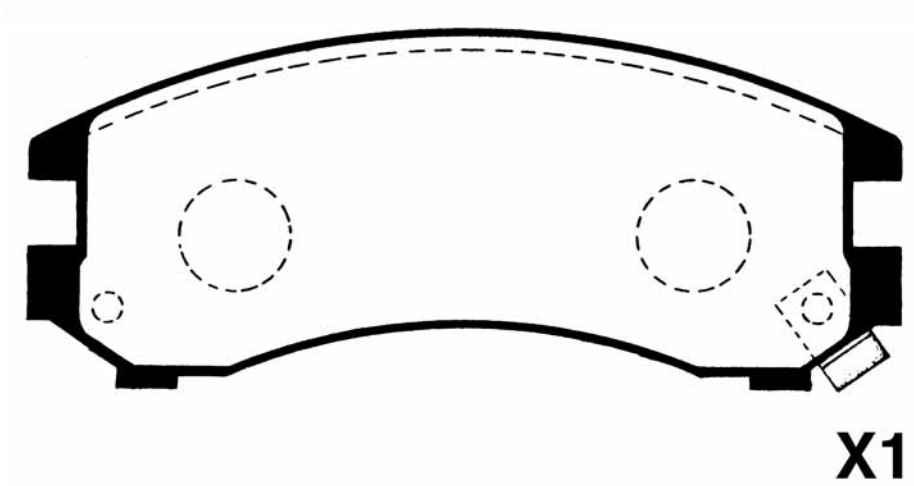
X4

PA-134P				WVA
	NISSAN	L	H	
	142	53,3	15,9	

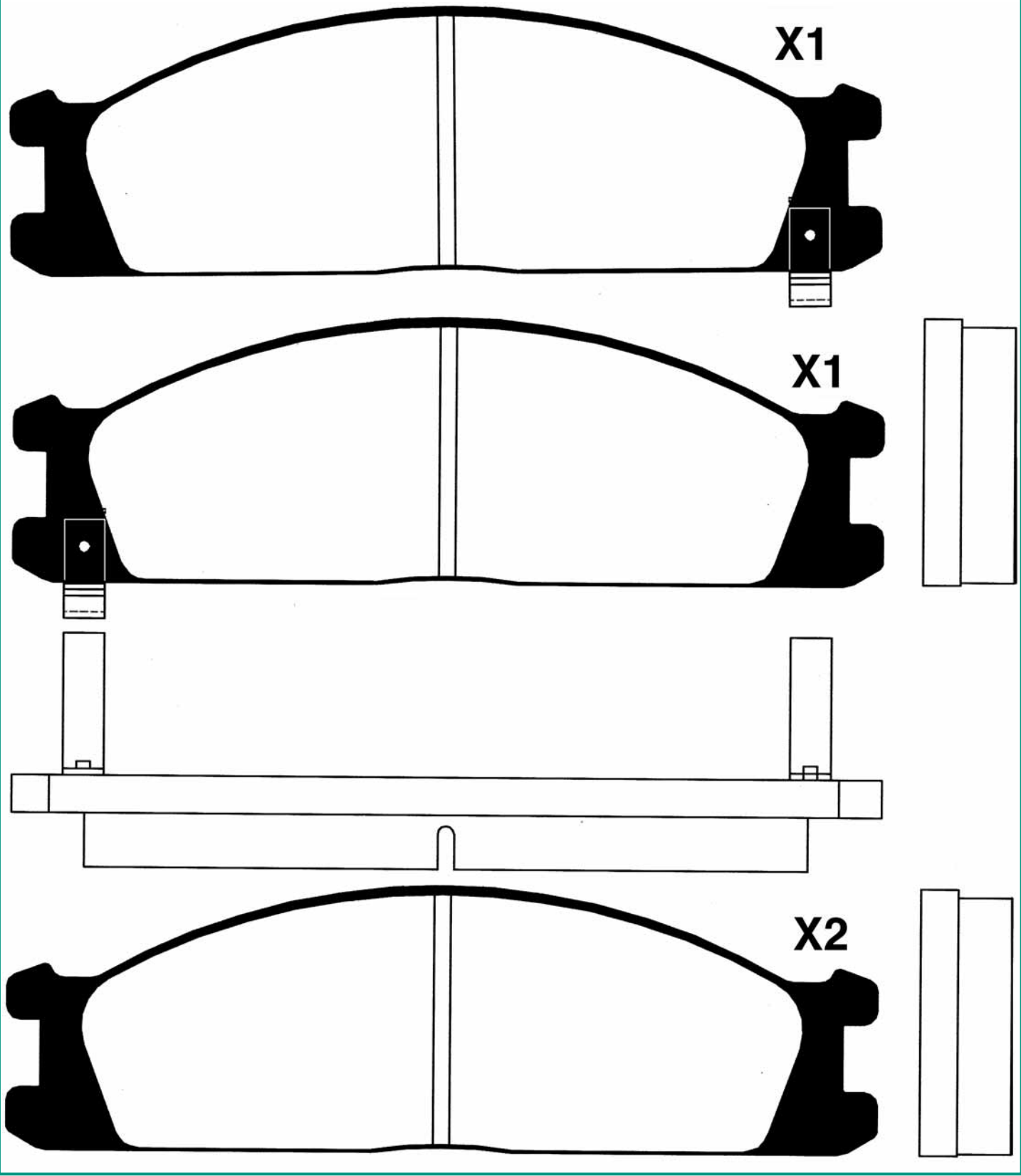


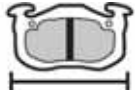


X4

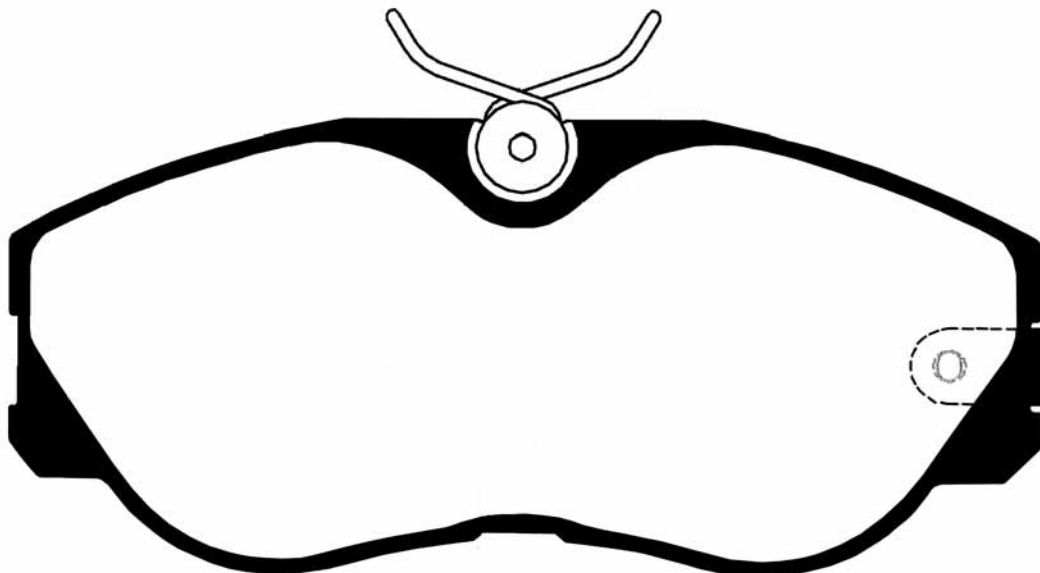
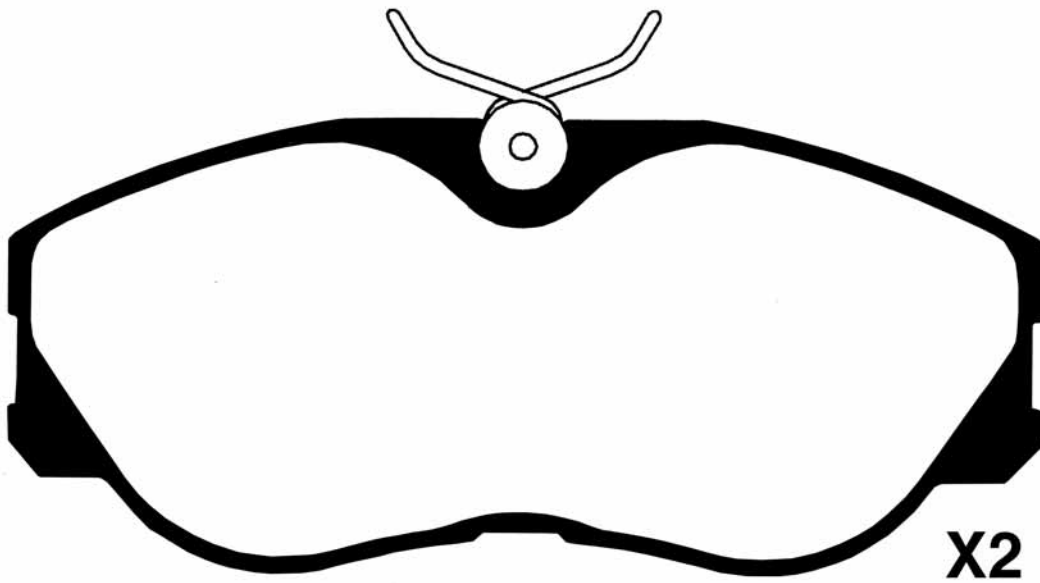
PA-135AF SUZUKI - NISSAN				WVA
	L	H	Th	
	115	47,5	15,4	21345



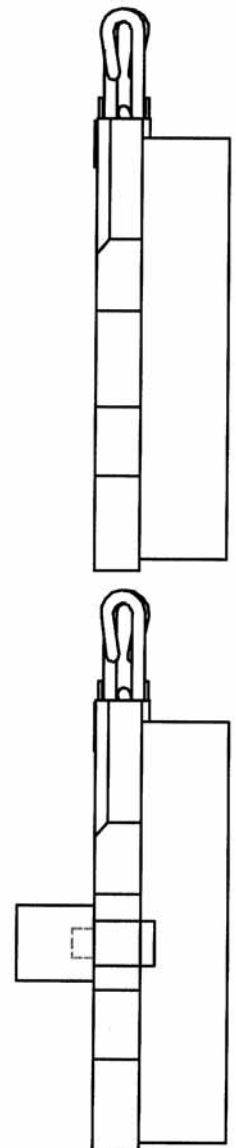
PA-137AF SUBARU - NISSAN				WVA
	L 161	H 49,6	Th 16,3	21349






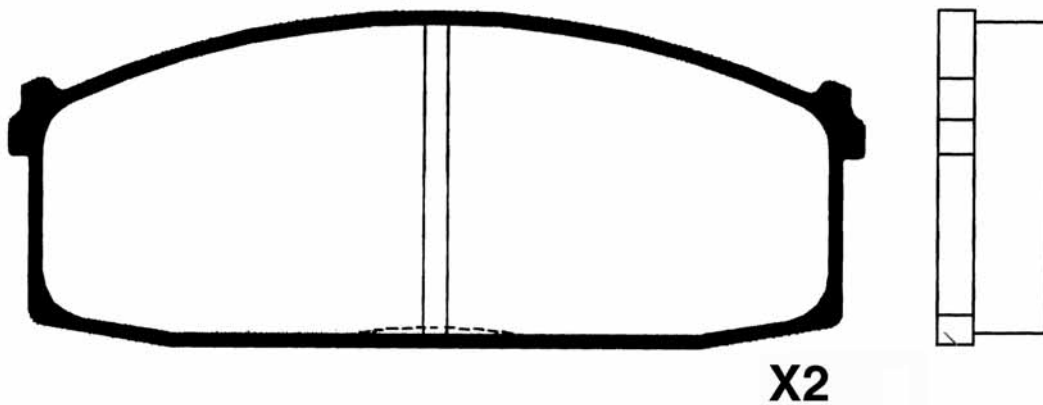
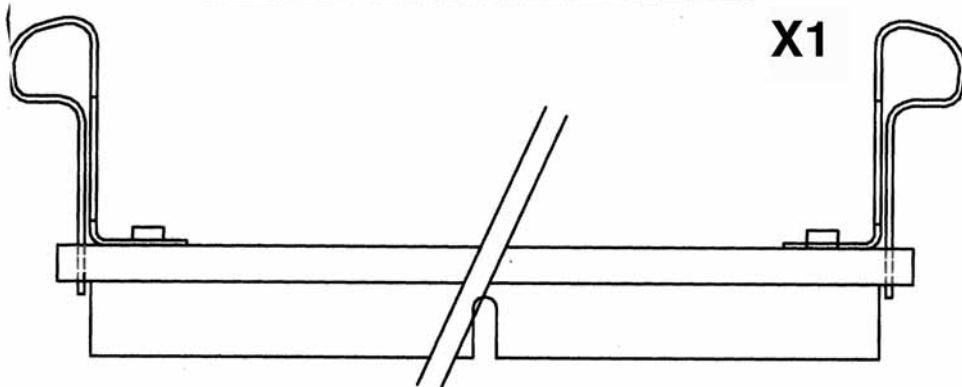
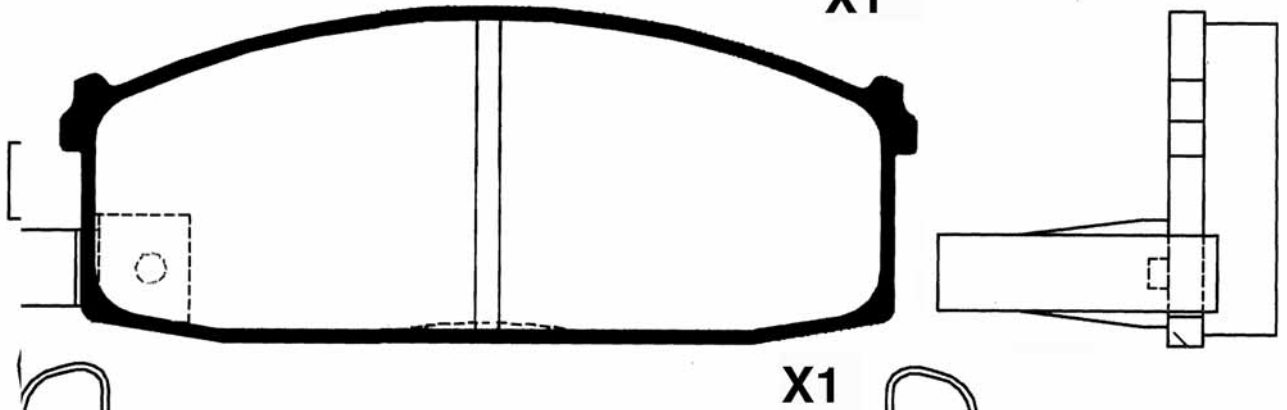
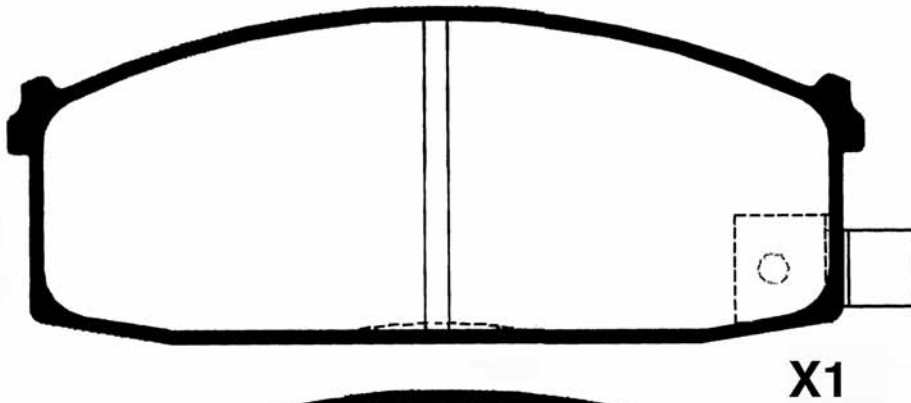
PA-140AF						WVA
	NISSAN	L	H	Th		
	136,8	59,6	16,8			

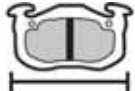

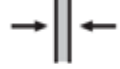


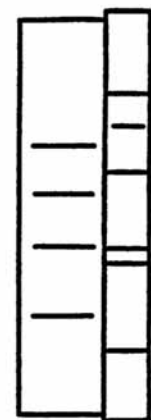
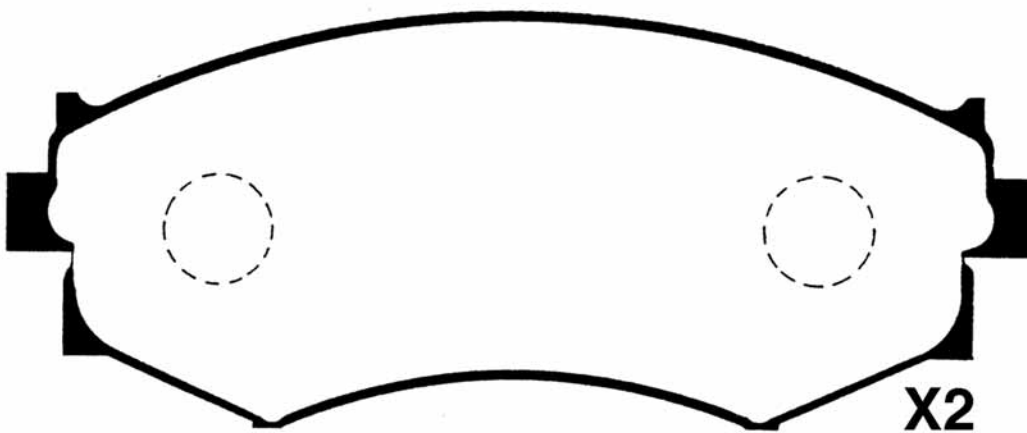
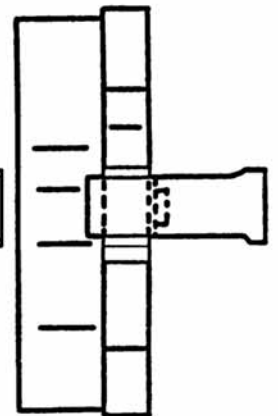
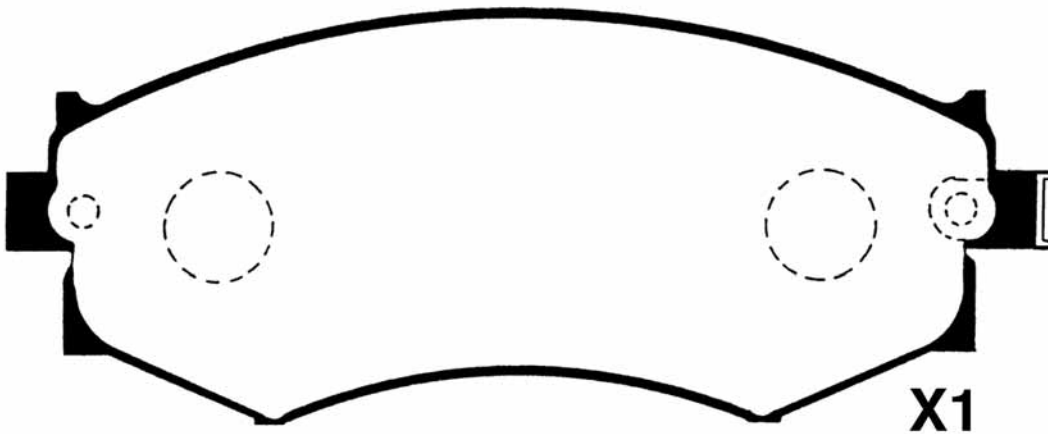
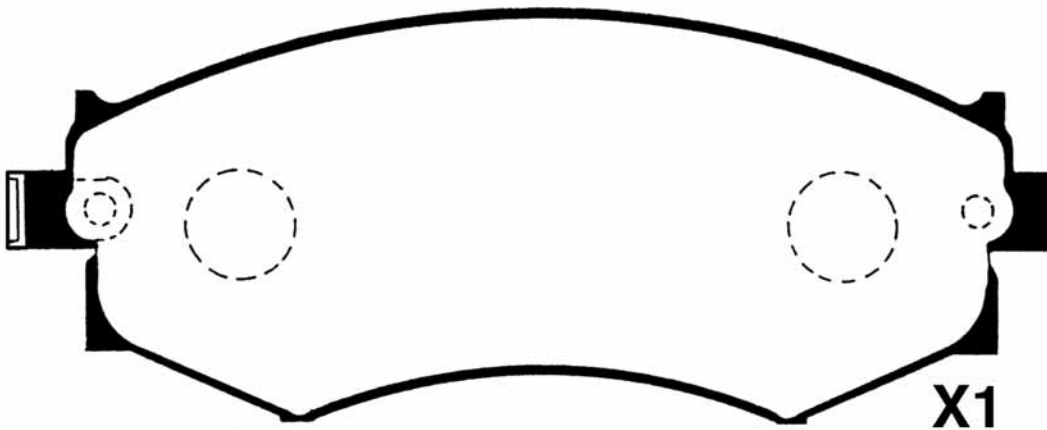
X1 LEFT
X1 RIGHT






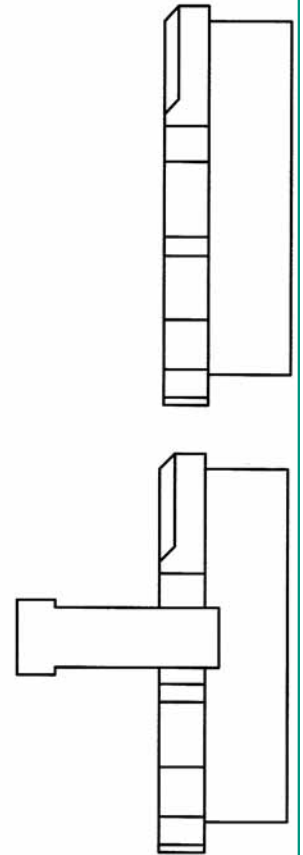



PA-141AF				WVA
	NISSAN	L	H	
	111,8	44	14,4	21118

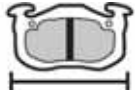




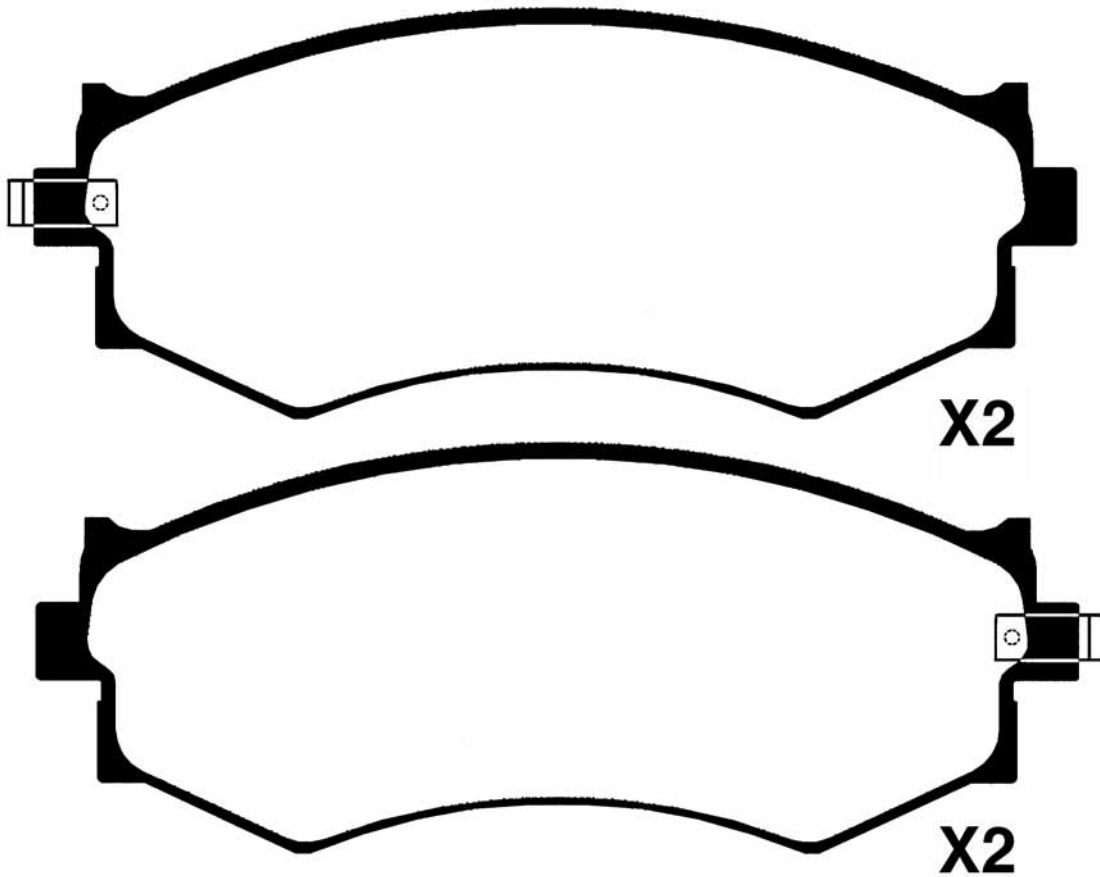
PA-142AF						WVA
	NISSAN	L	H	Th		
	137	54	16,5	21526		




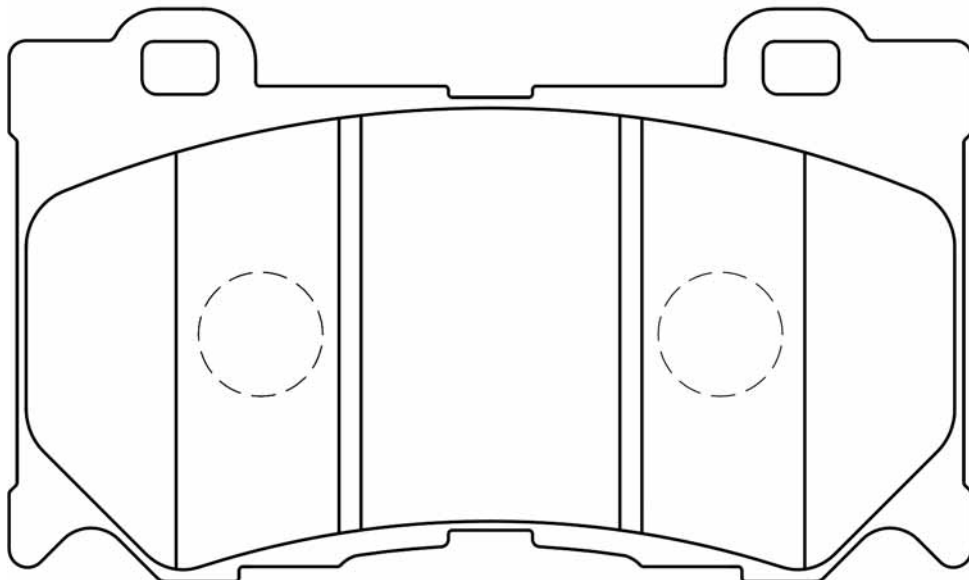
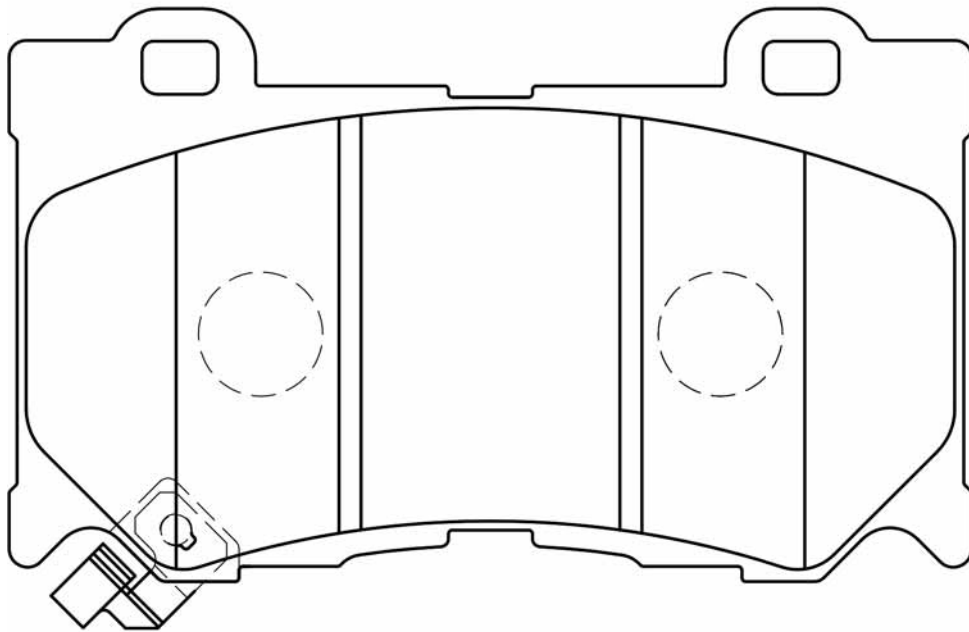
PA-143AF					WVA
	NISSAN	L	H	Th	
	137	53	17		21562

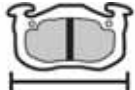




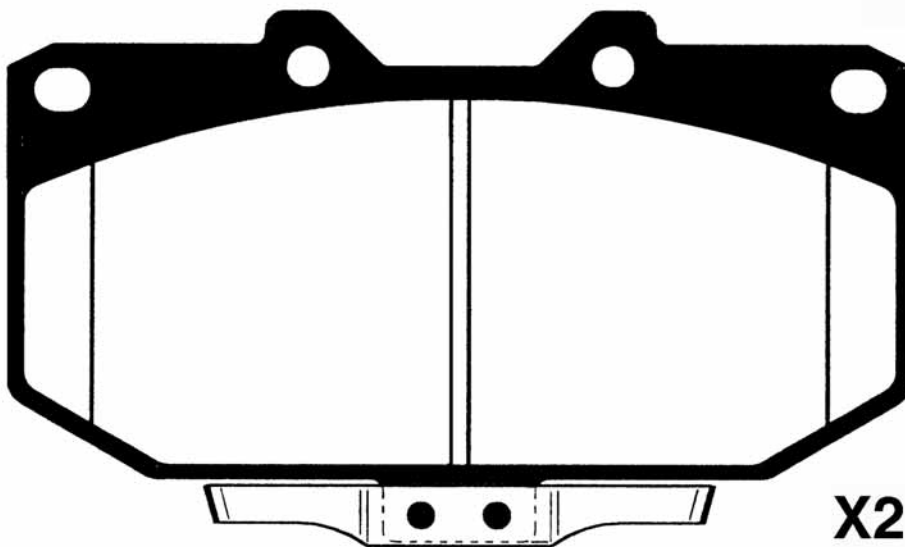
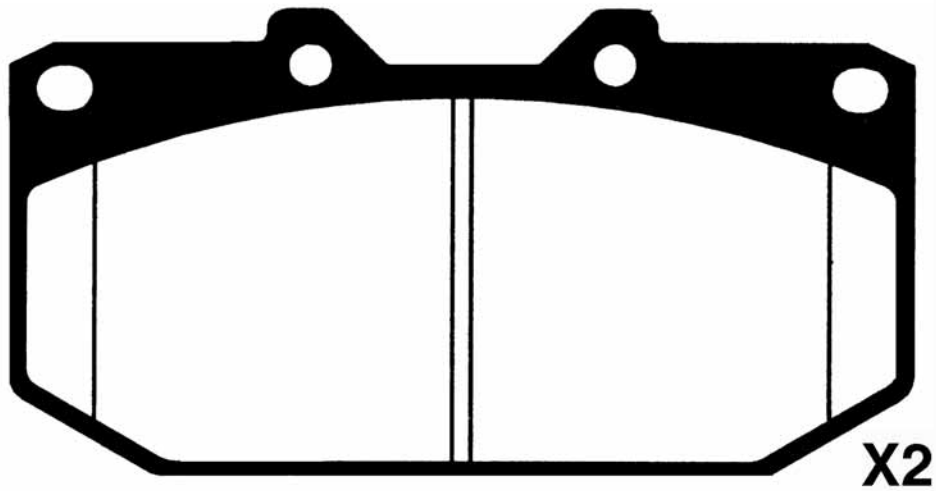
PA-144AF							WVA
	HYUNDAI	L	H	Th			
	137,4	54,4	16,2			21527	




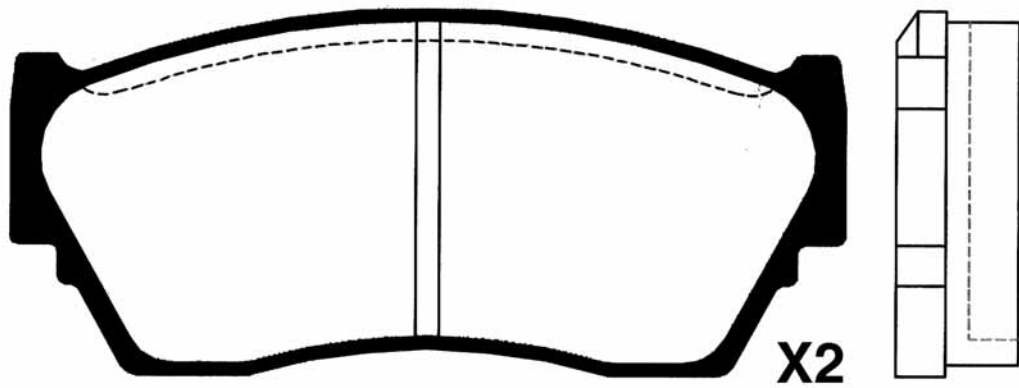
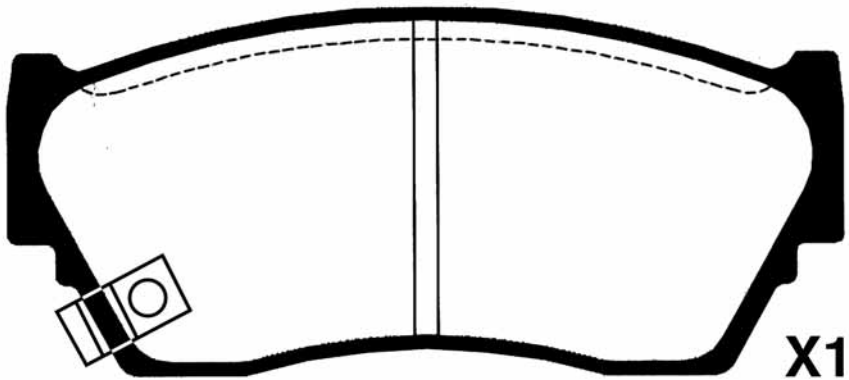
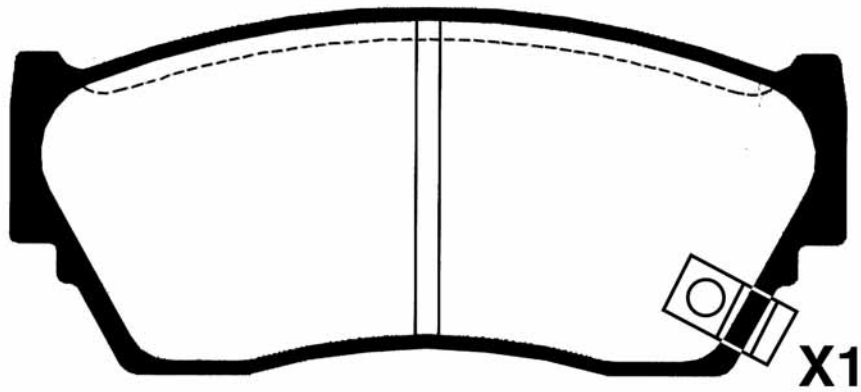
PA-146AF				WVA
	NISSAN	L	H	
	127	76	16	24920




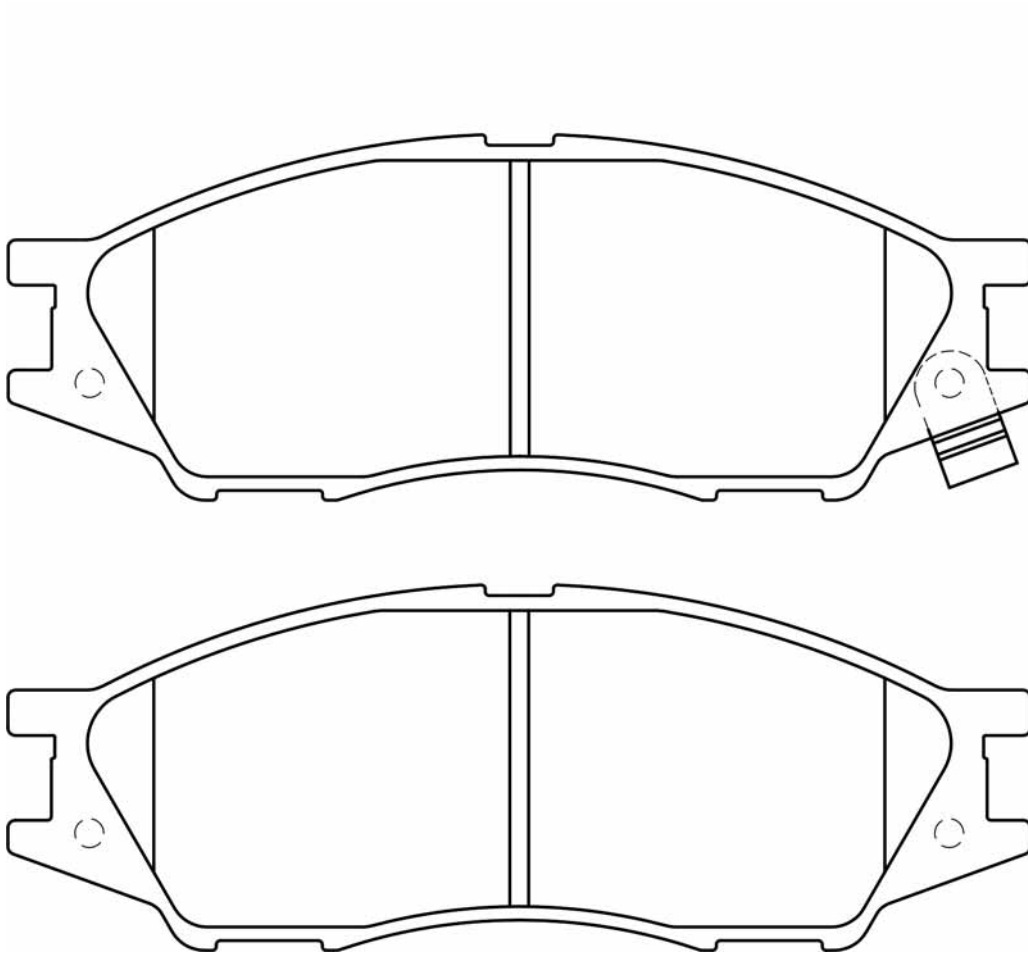
PA-147AF SUBARU - NISSAN							WVA
	L	H	Th				
	119,5	61,9/71,3	14,3				21308




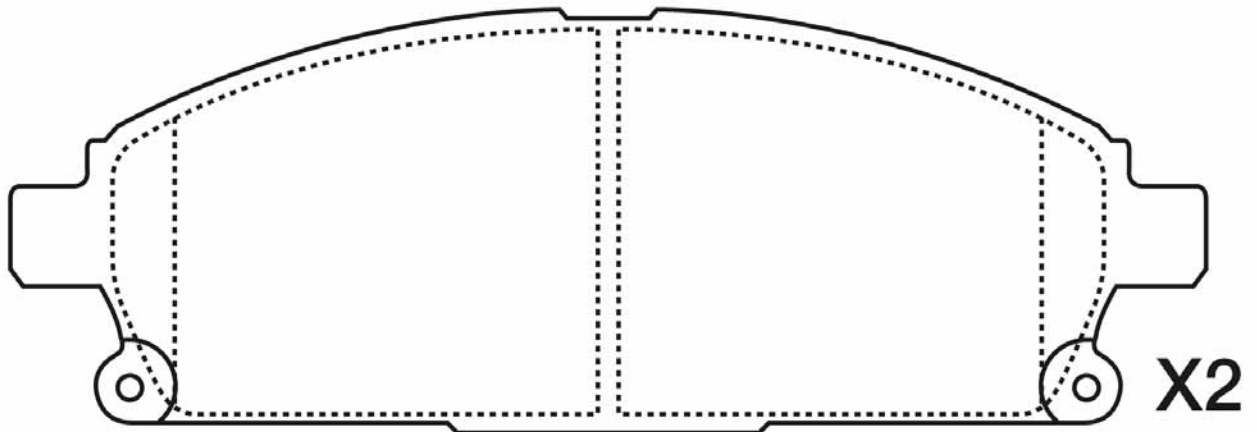
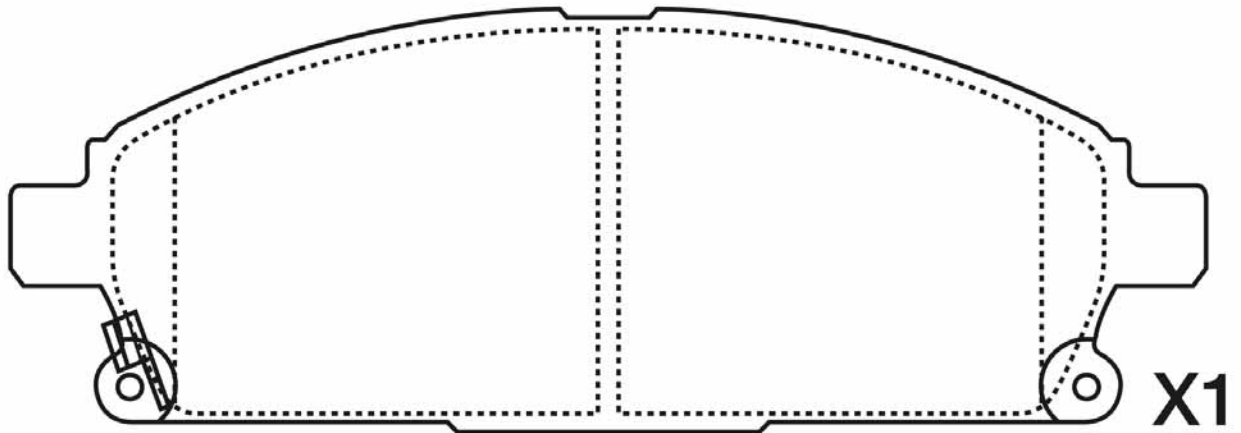
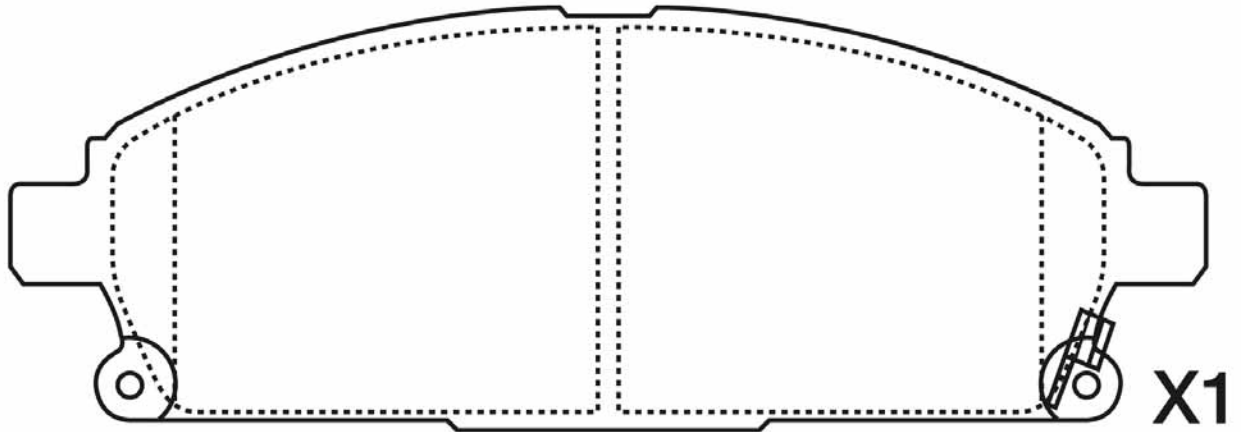
PA-149AF				WVA
	NISSAN	L	H	Th
	108,7	48	15,8	21659

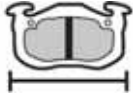





PA-150AF				WVA
	NISSAN	L	H	Th
	135	48	16,5	24647




PA-154AF NISSAN - INFINITI				WVA
	L 158,7	H 56	Th 16	

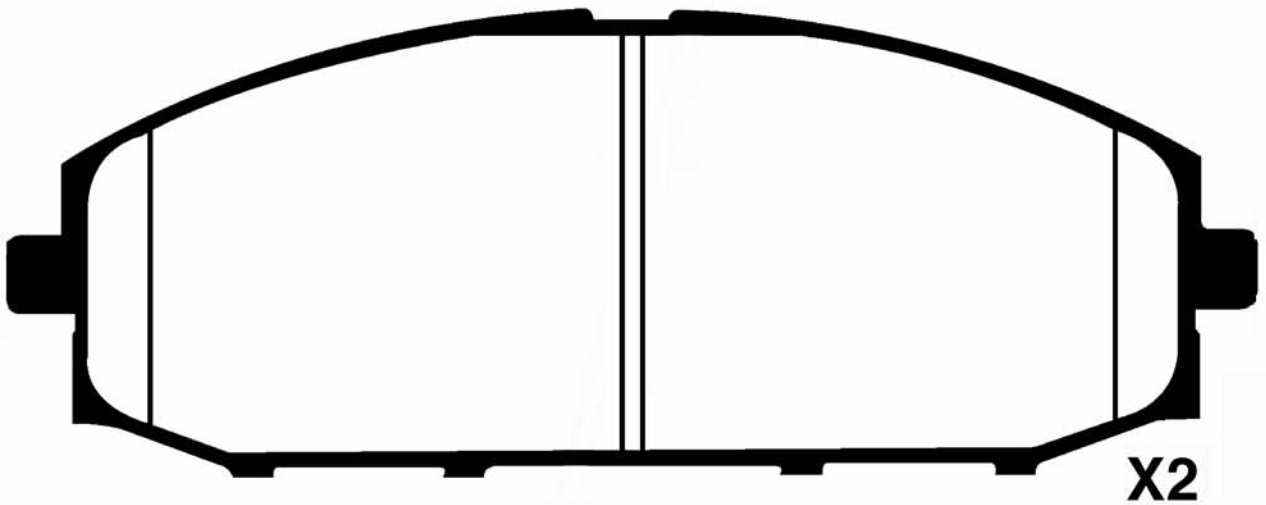
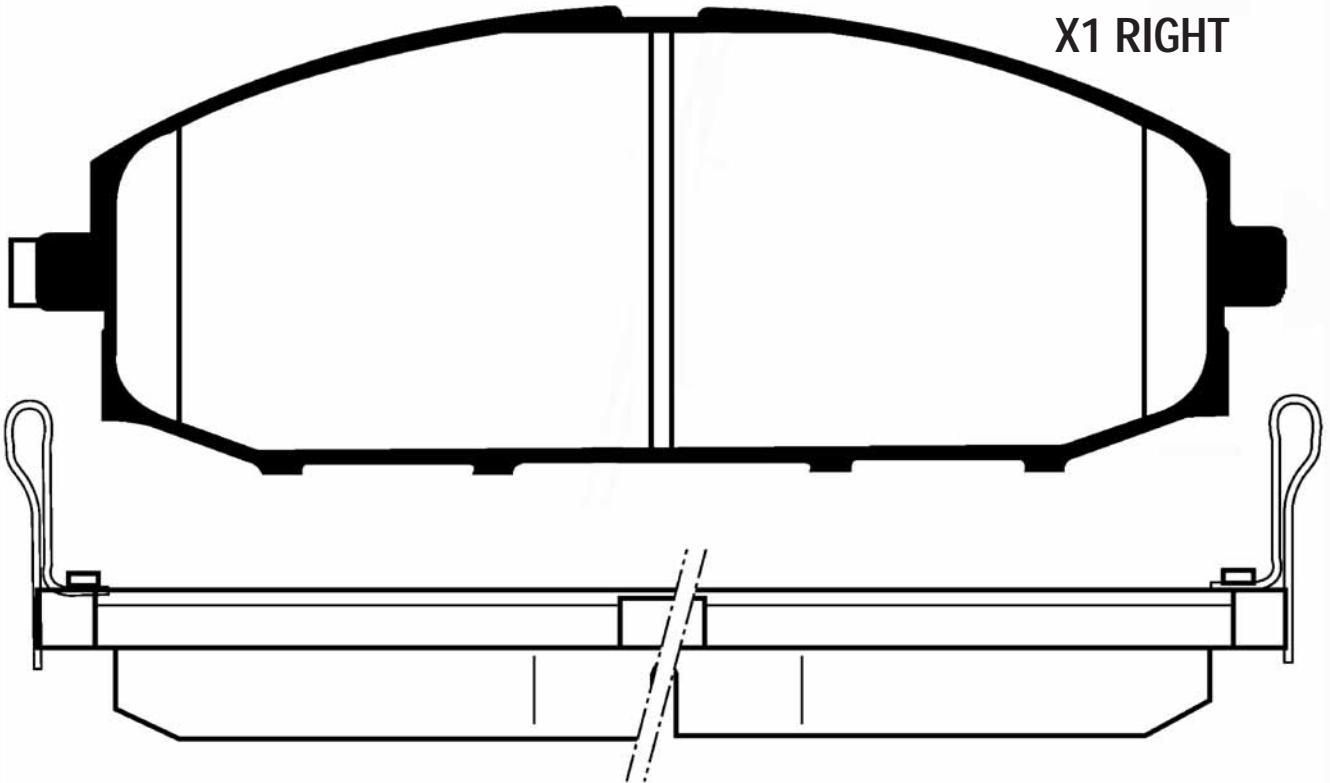


PA-176AF HONDA - NISSAN				WVA
	L	H	Th	
	131,5	58,9	15,9	23095





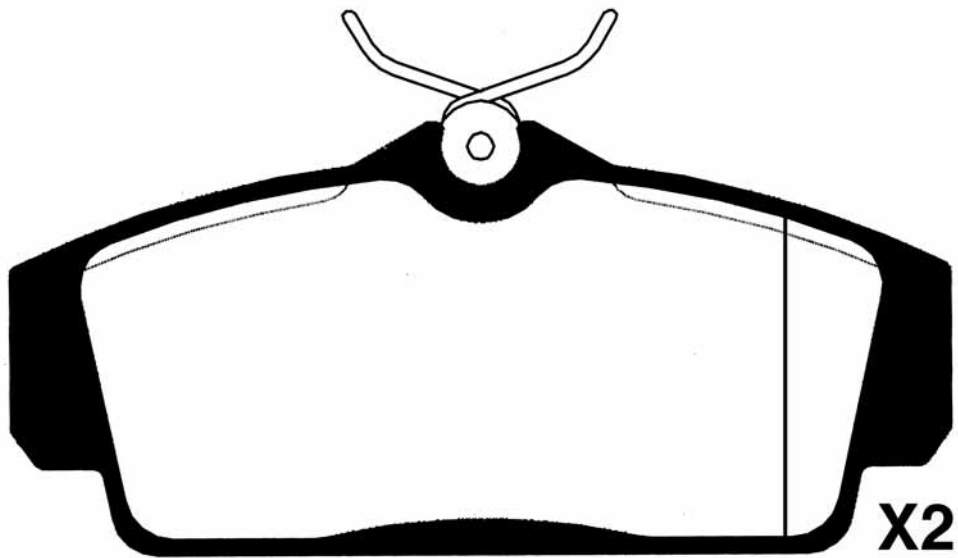
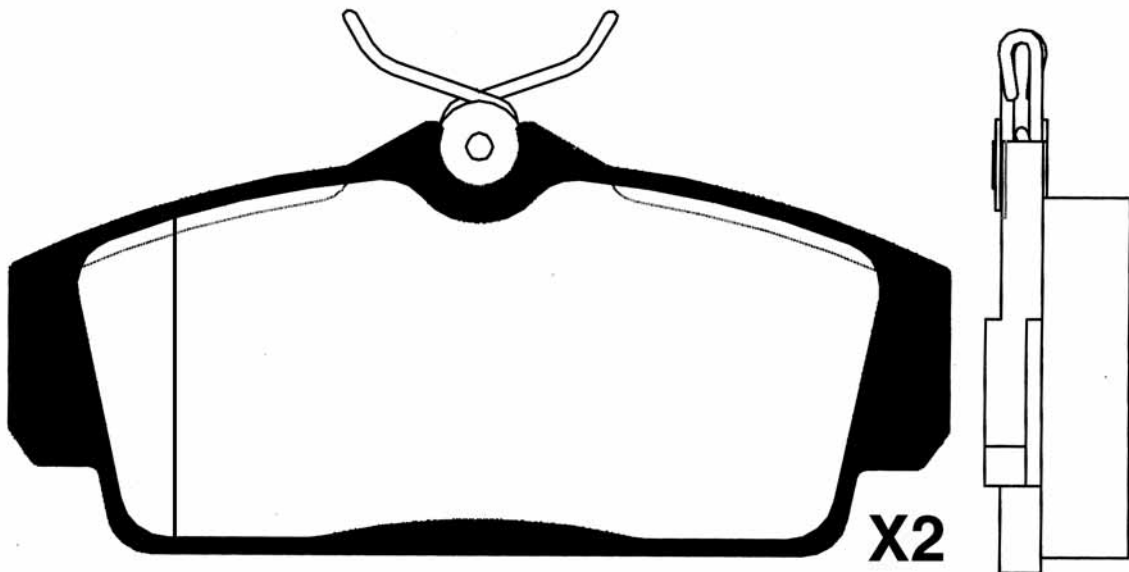
PA-178AF				WVA
	NISSAN	L	H	Th
	166	61,2	18,4	23611


X1 LEFT
X1 RIGHT

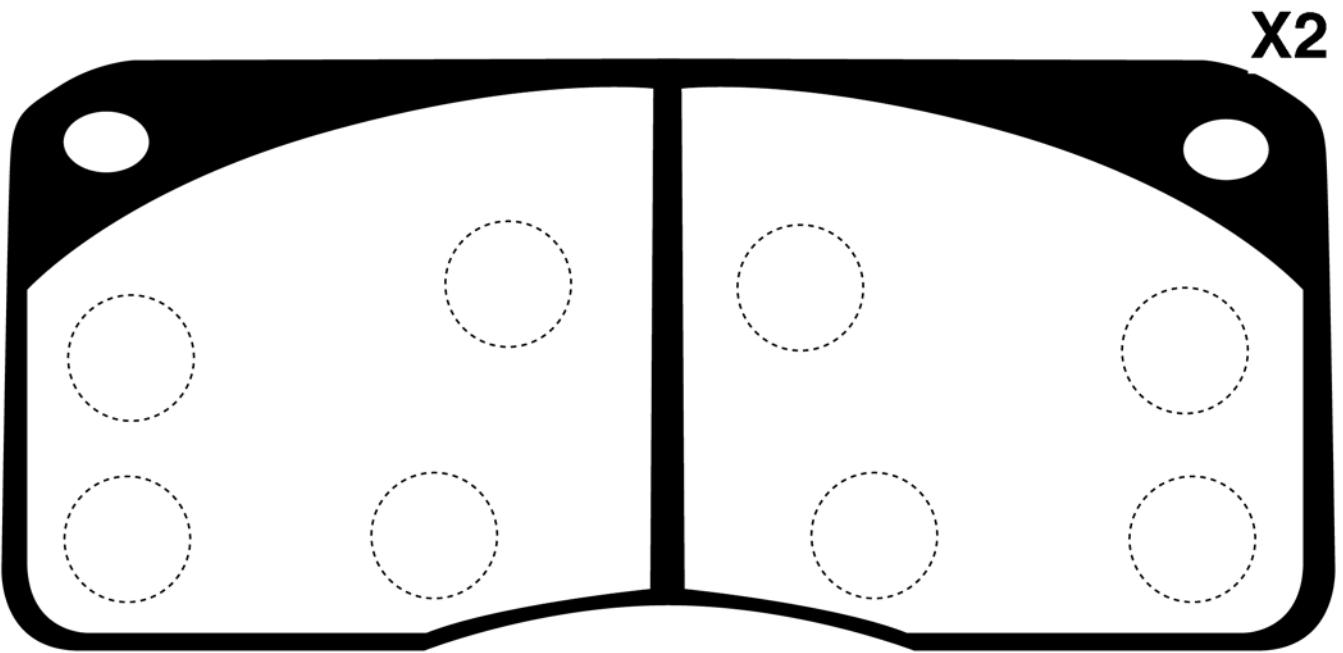
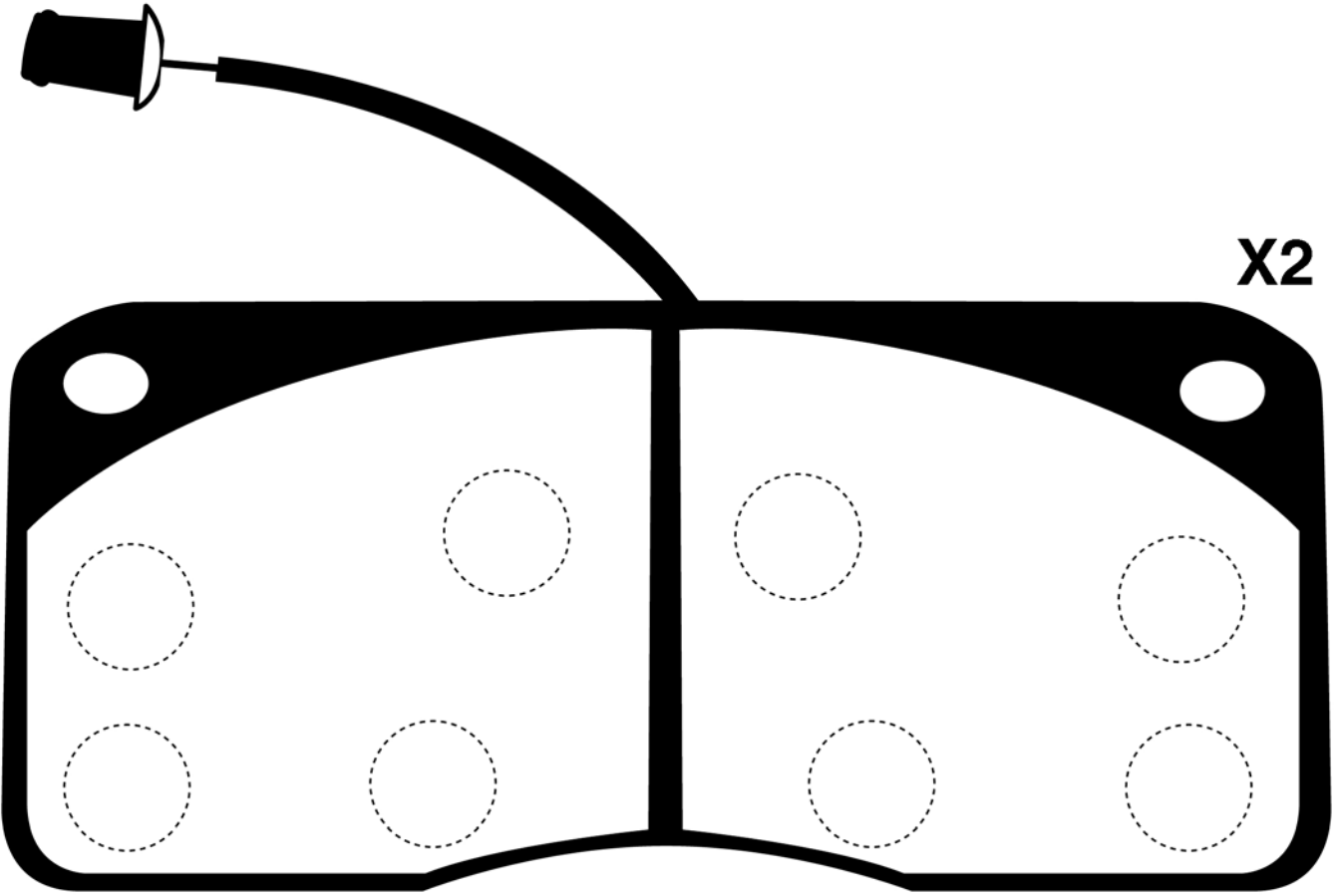




X2

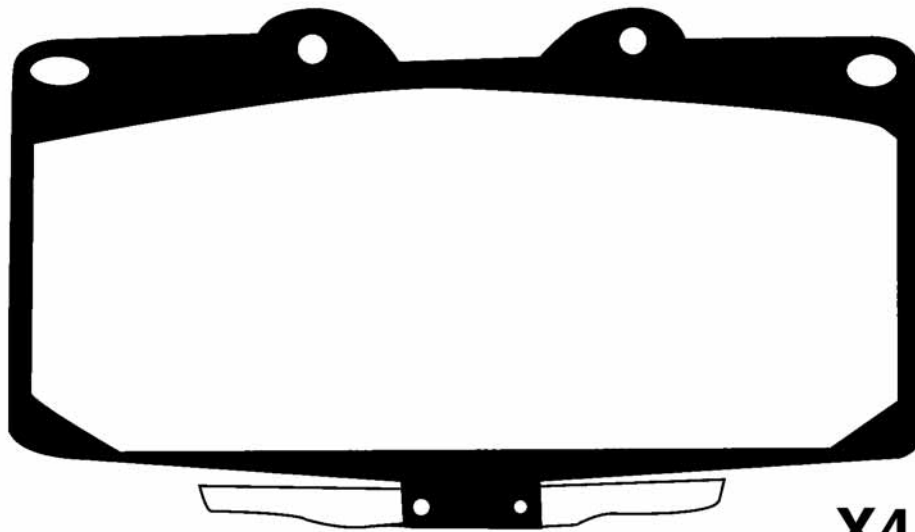
PA-179AF				WVA
	NISSAN	L	H	
	124	57,2	16	23093



PA-180AF				WVA
	NISSAN	L 175,5	H 78	

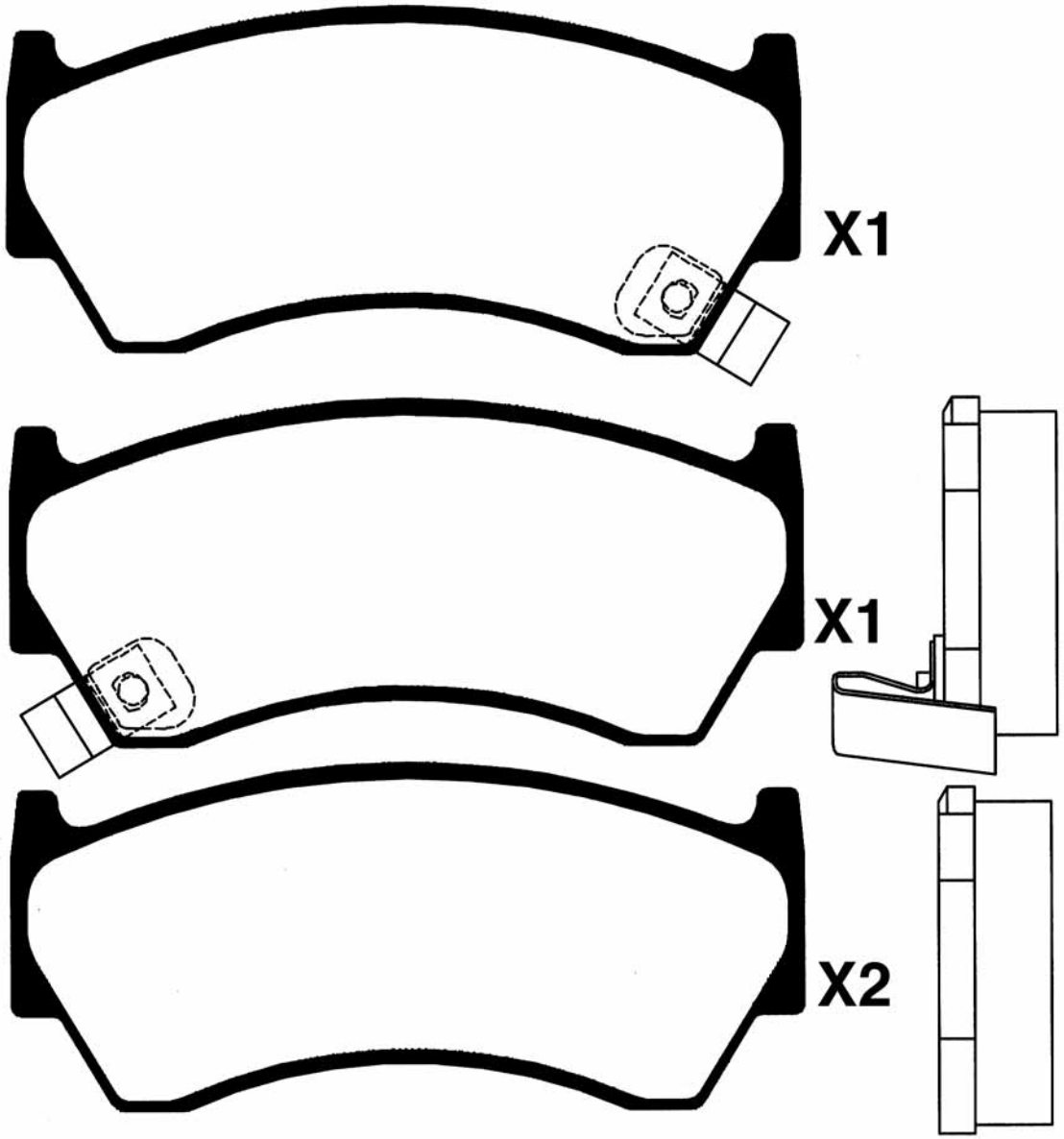


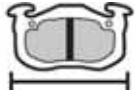


PA-188AF SUBARU - NISSAN				WVA
	L 119	H 69,7	Th 14	21854

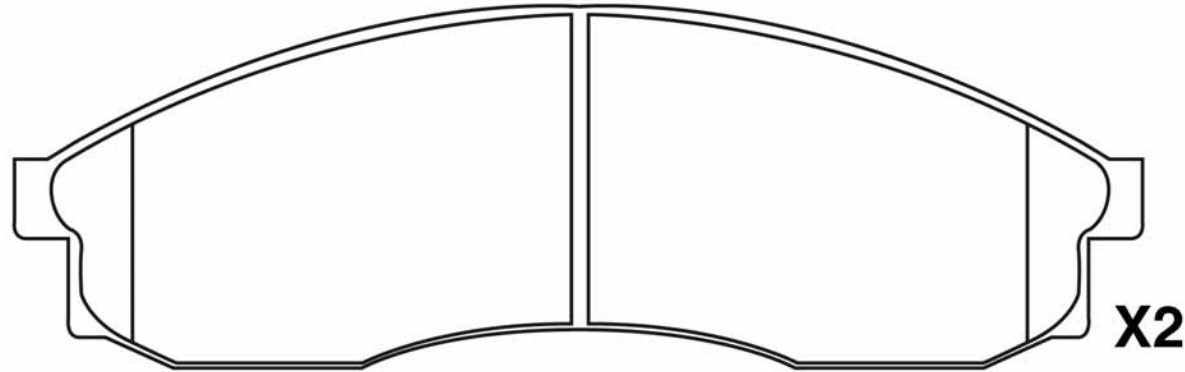
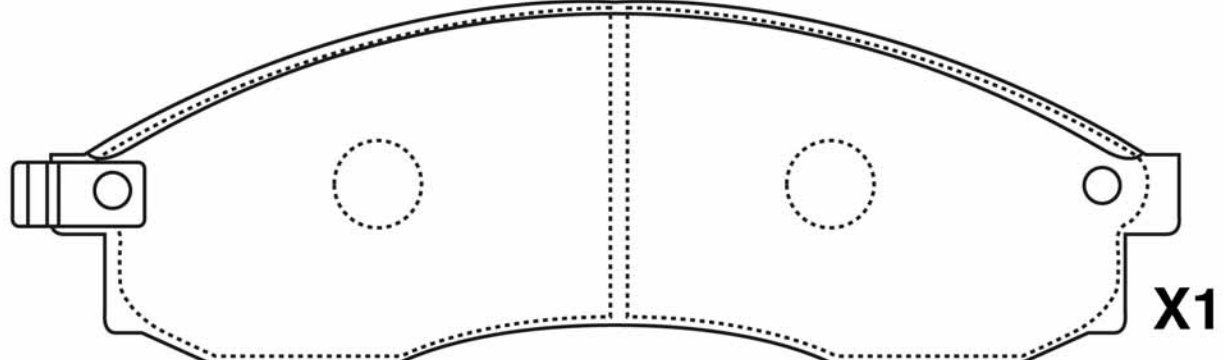
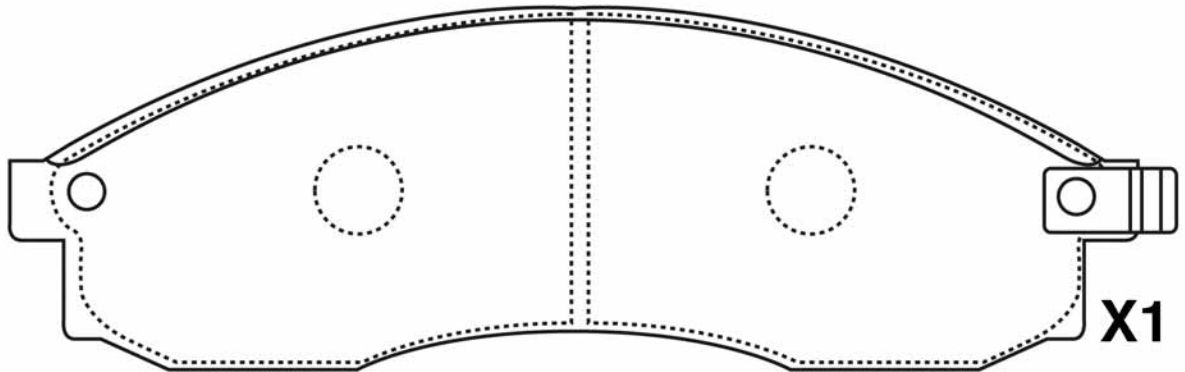



X4


PA-191AF NISSAN				WVA
	L 107,9	H 48	Th 16	23004



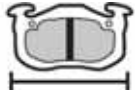



PA-192AF							WVA
	NISSAN	L	H	Th			
	151	48,4	16			23317	

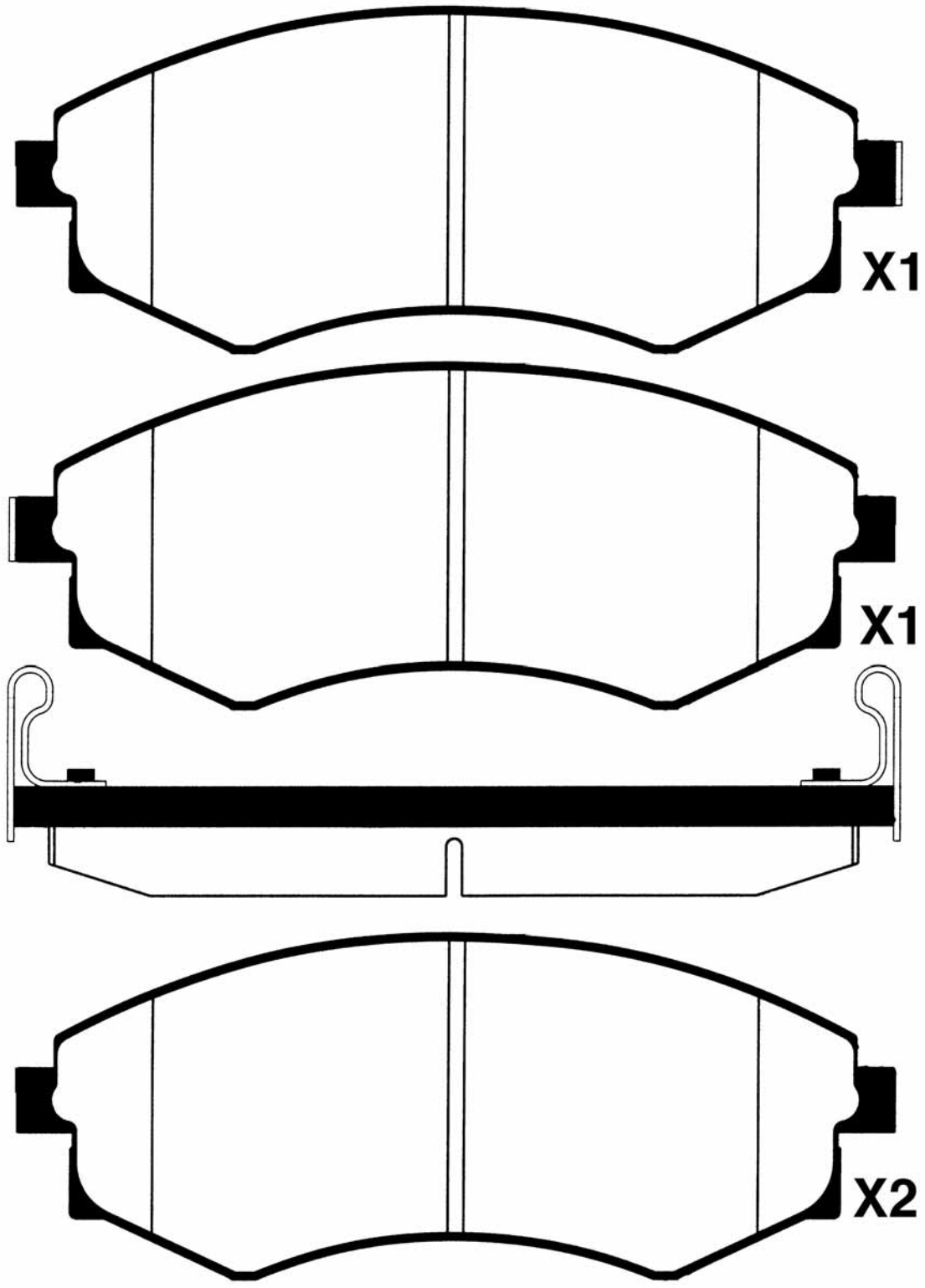


PA-193AF				WVA
	NISSAN	L	H	
	115	51,6	15,6	

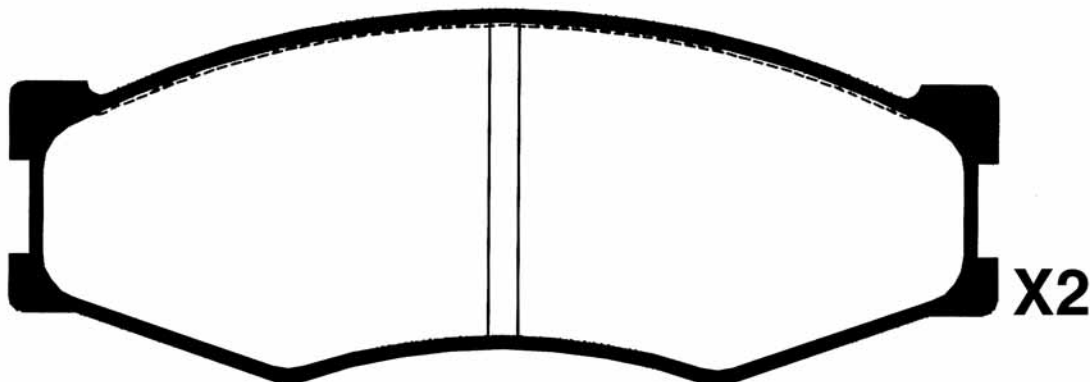
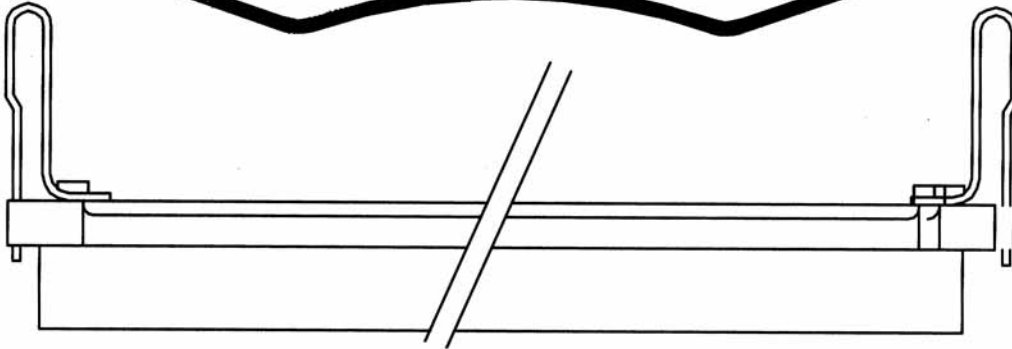
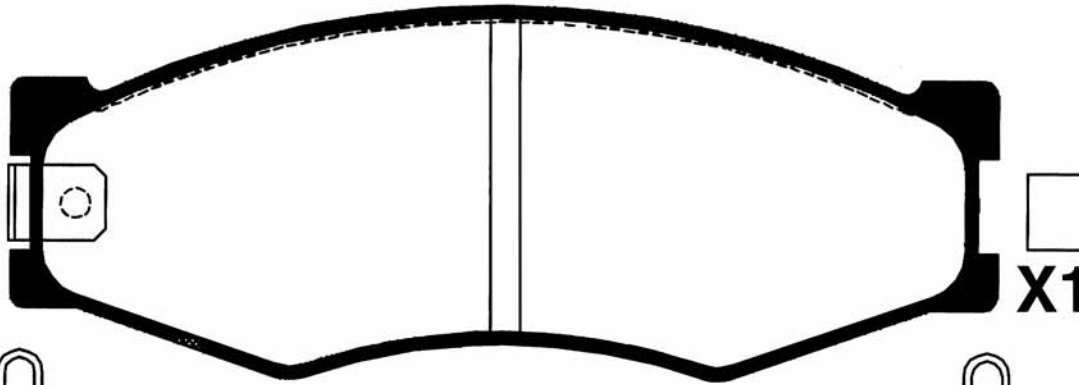
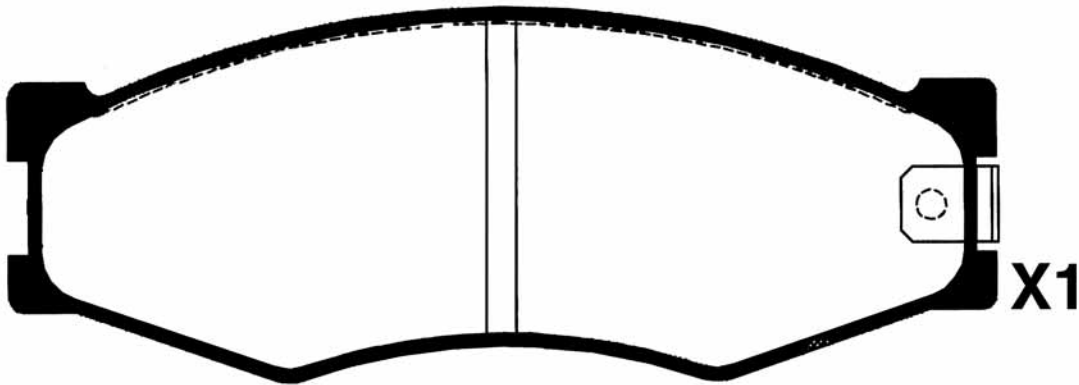



X4

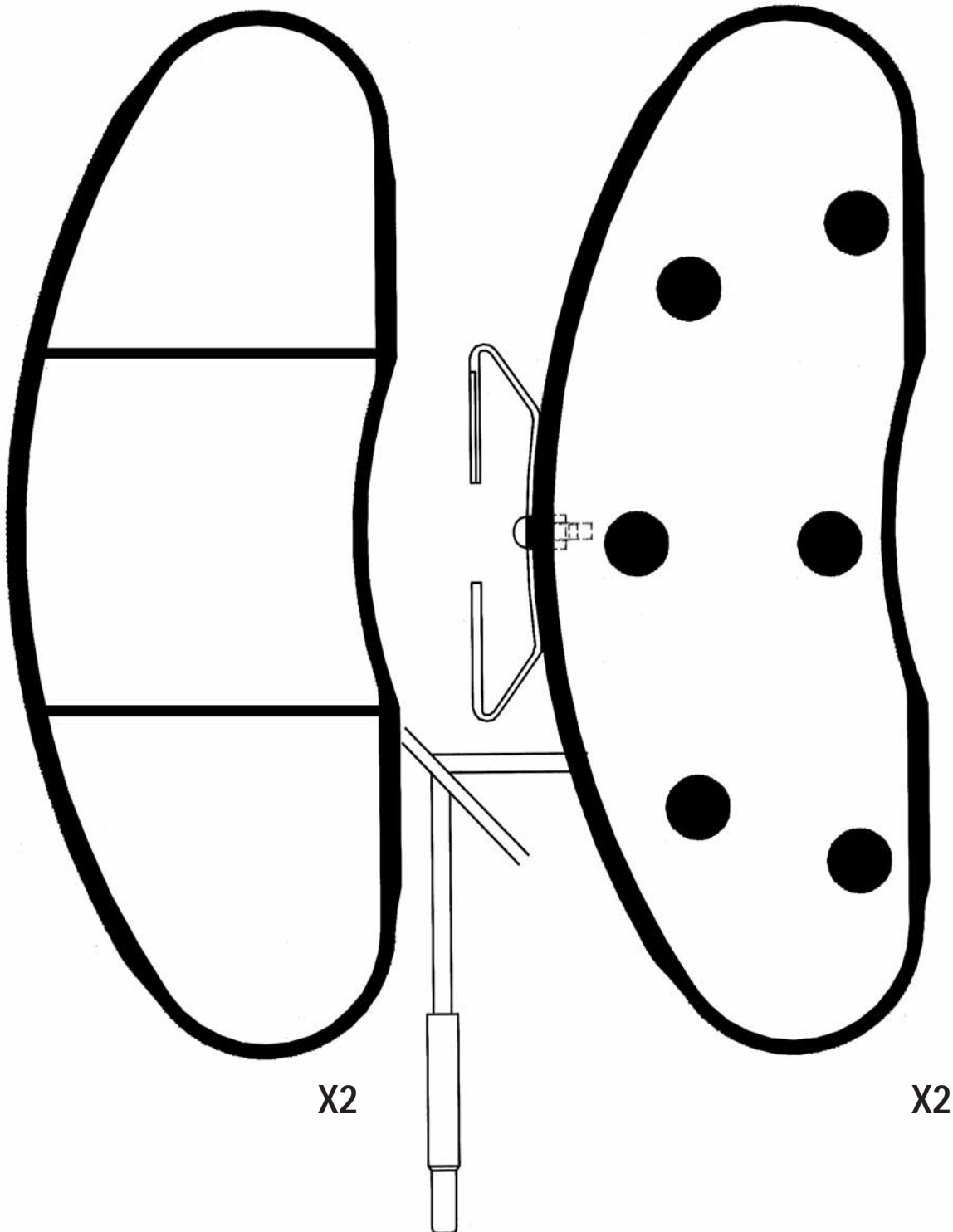
PA-194AF					WVA
					
NISSAN	L	H	Th		
	137	54,4	15,5		21727




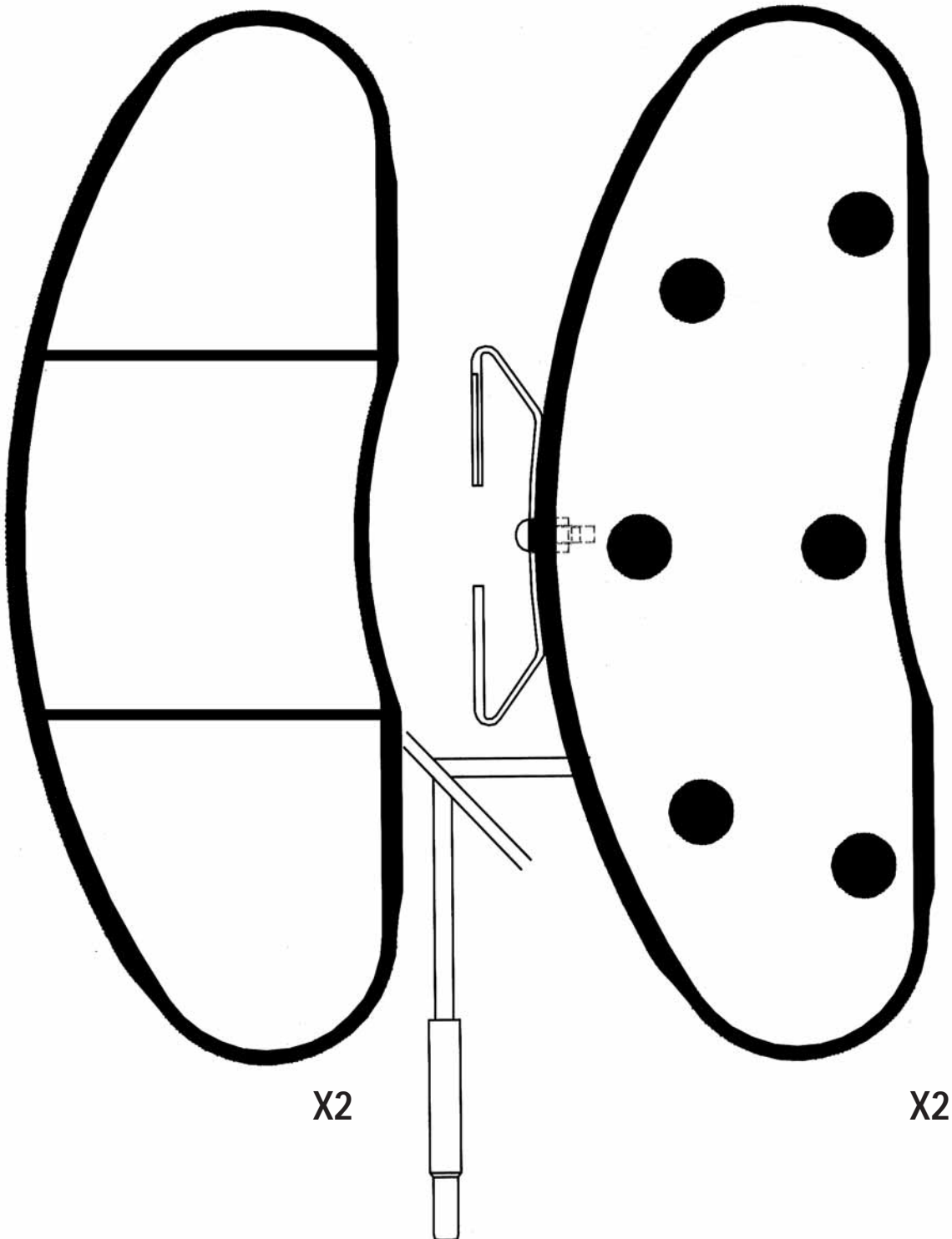
PA-195AF				WVA
	NISSAN	L	H	
	130	49,5	16,4	21119





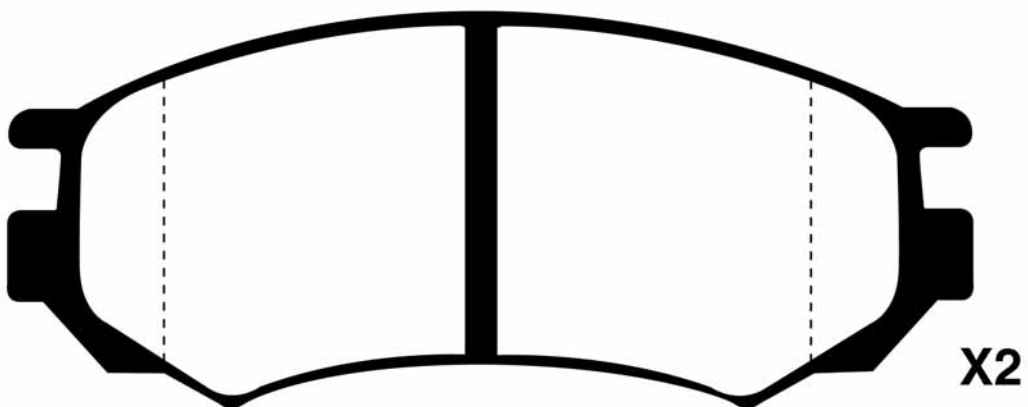
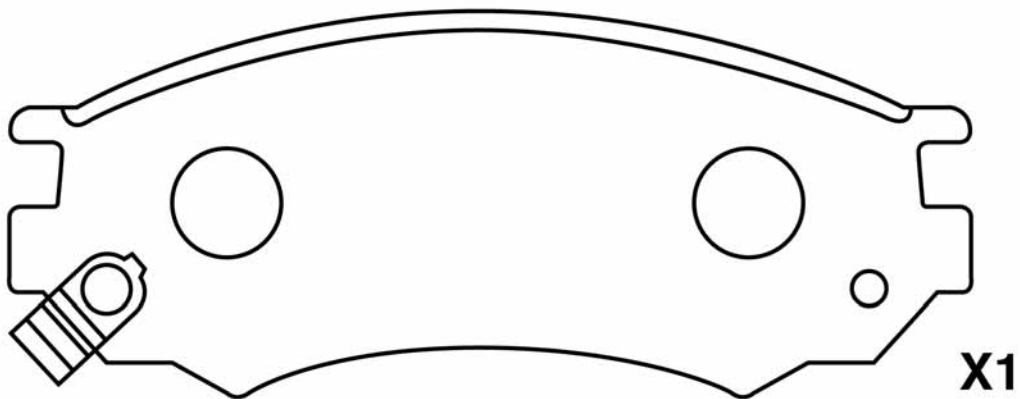
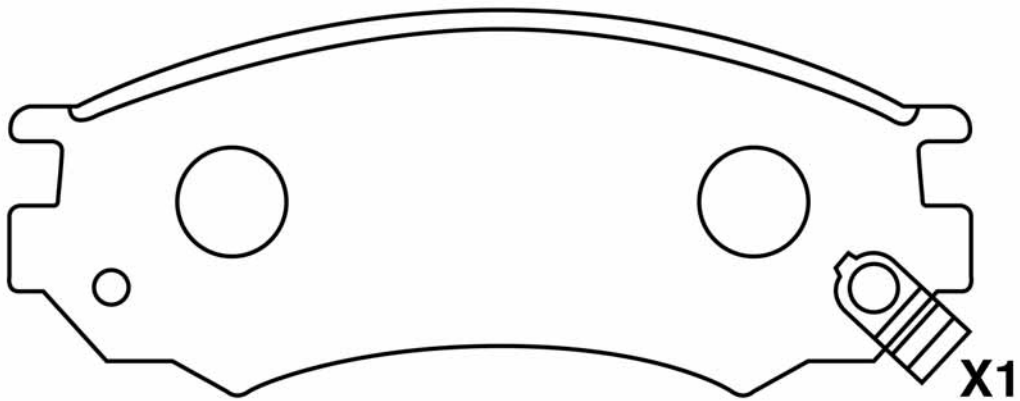
PA-196AF				WVA
	NISSAN	L	H	Th
	166,3	62	16,3	29984






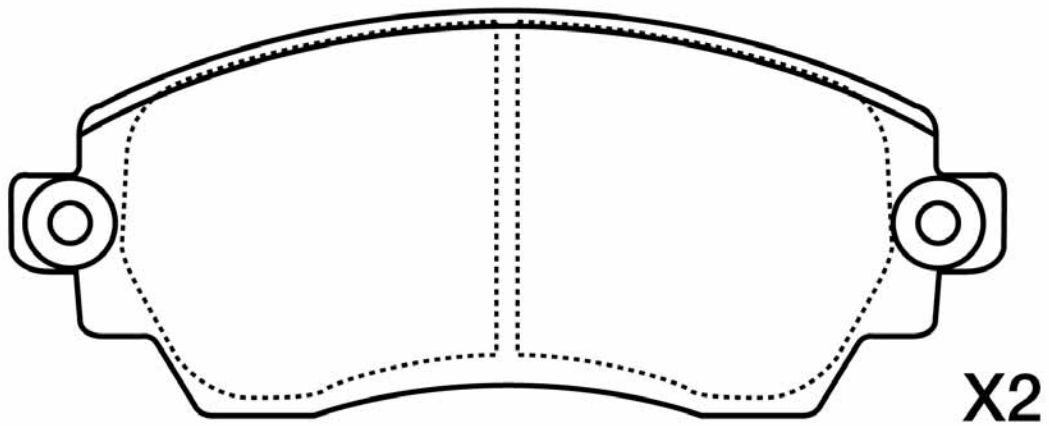
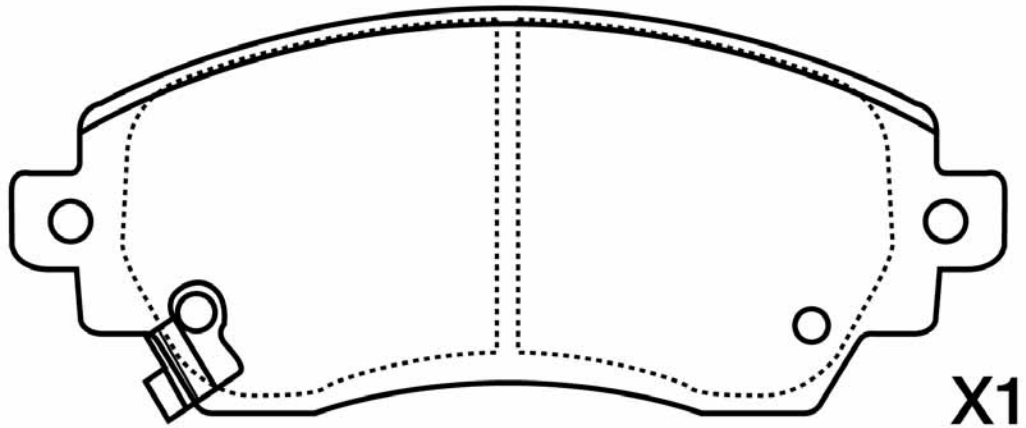
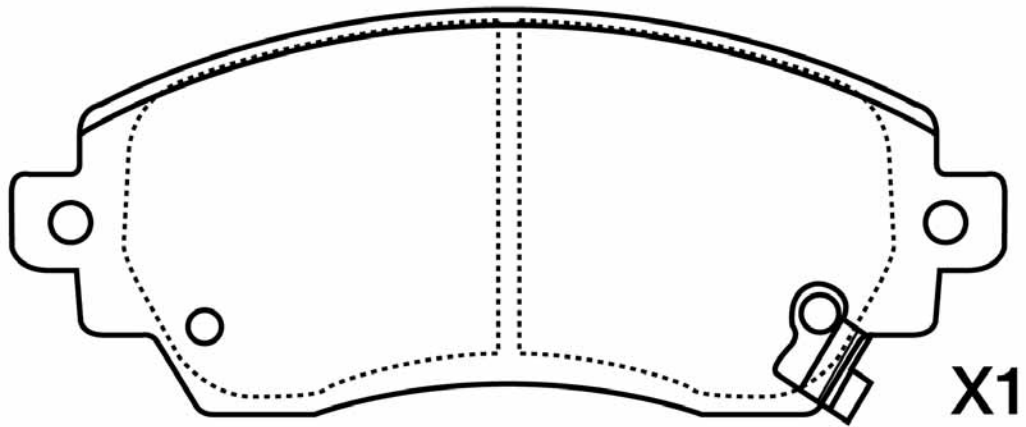
PA-196P				WVA
	NISSAN	L	H	
	166,3	62	16,3	




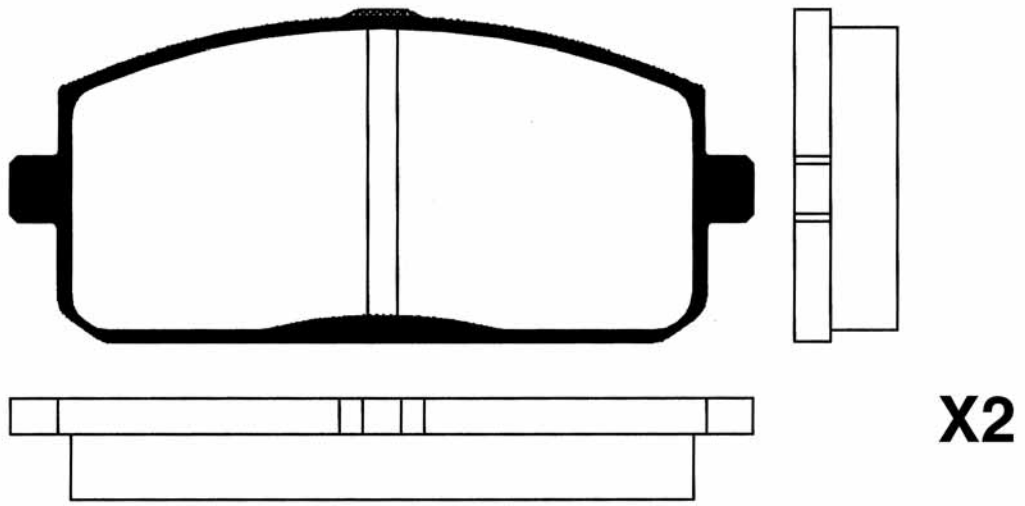
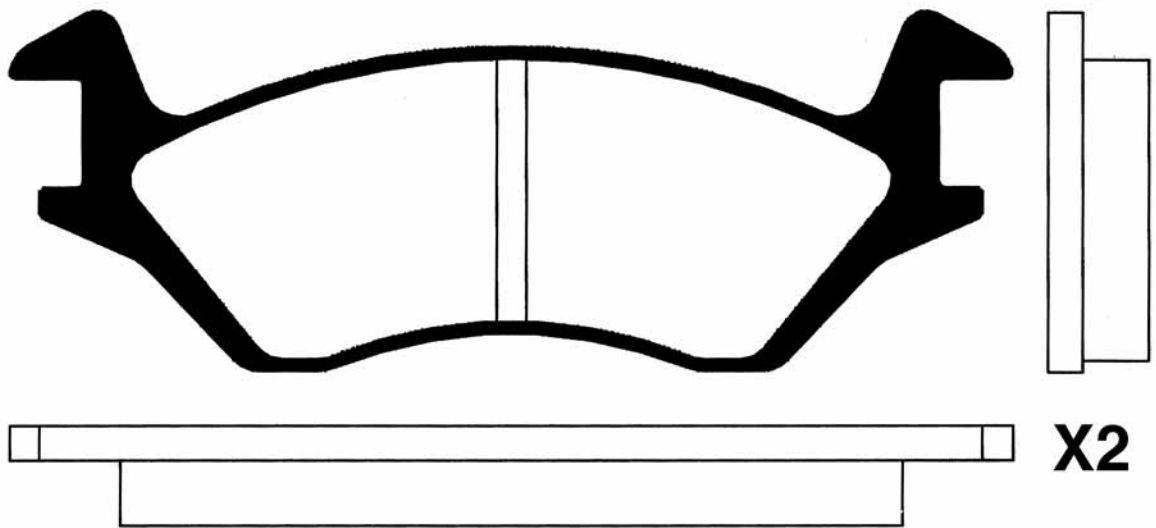
PA-197AF				WVA
	NISSAN	L	H	
	127,7	51,4	14,7	21280






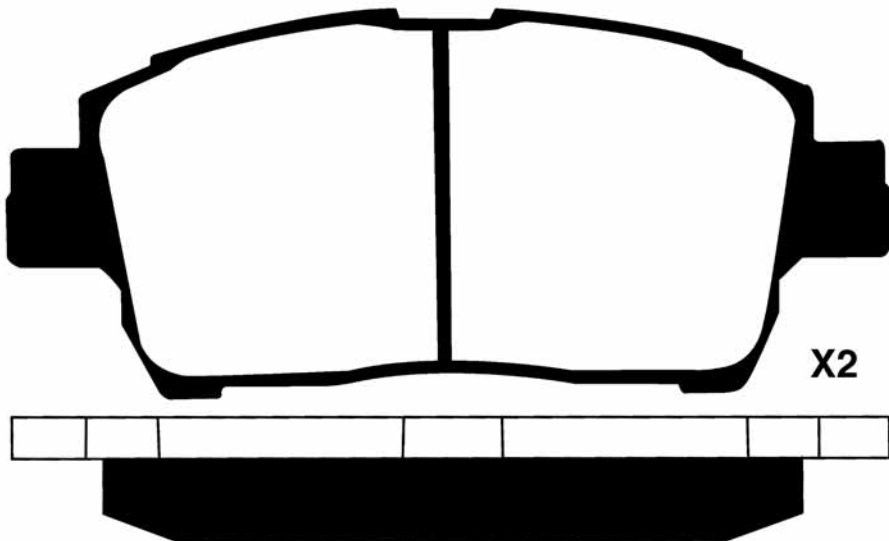
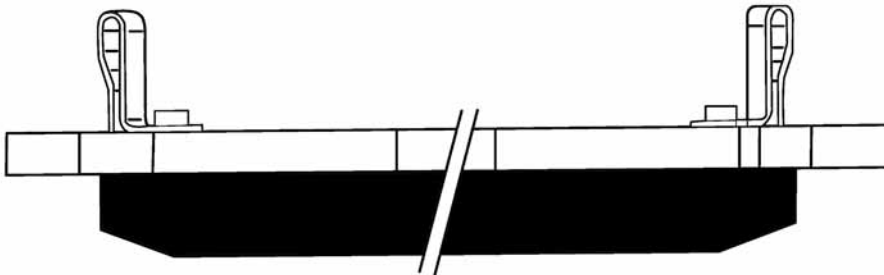
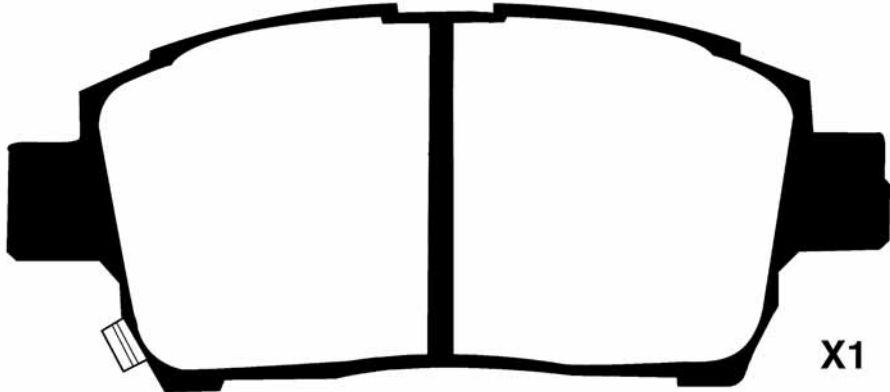
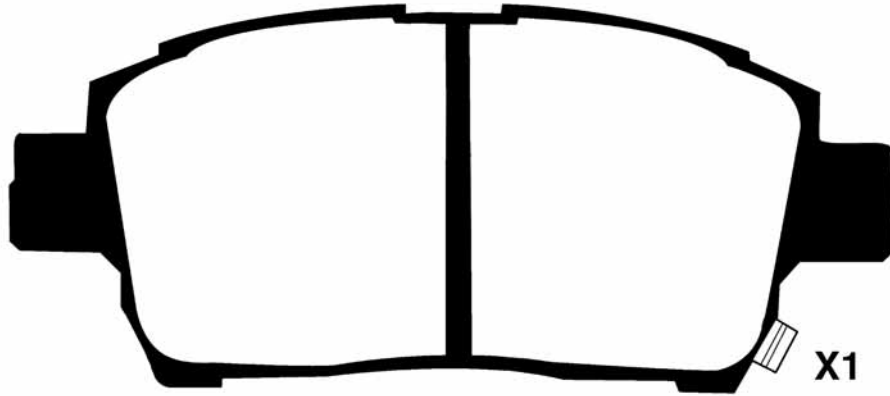
PA-201AF TOYOTA				WVA 23088
	L 131,6	H 52,6	Th 17,5	

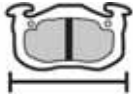







PA-202AF				WVA
	TOYOTA	L	H	Th
	97,5/132	44/48,4	13,2	20605



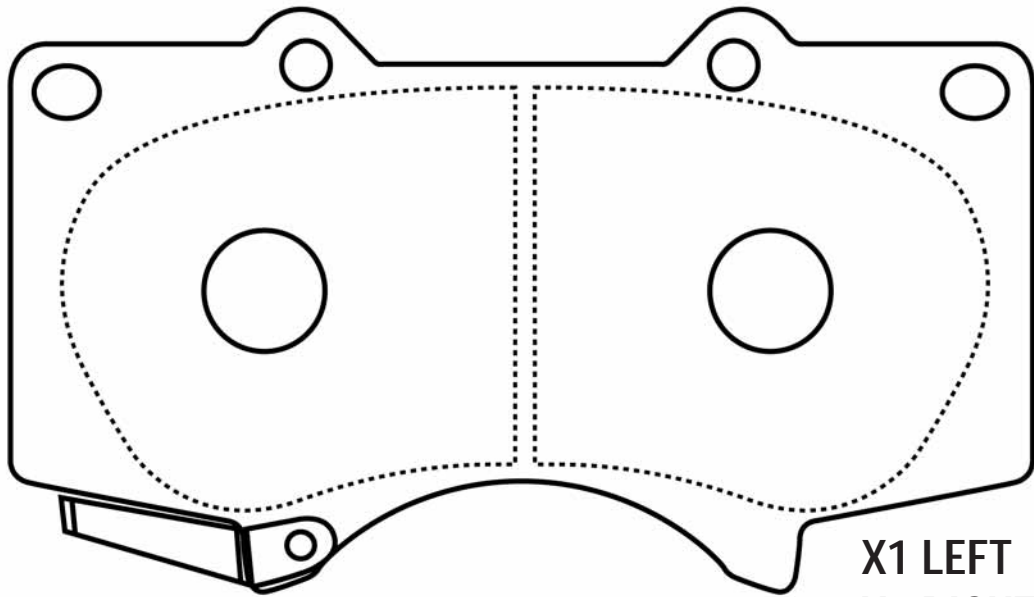
PA-203AF TOYOTA				WVA
	L	H	Th	
	116,4	51,2	16,4	23510



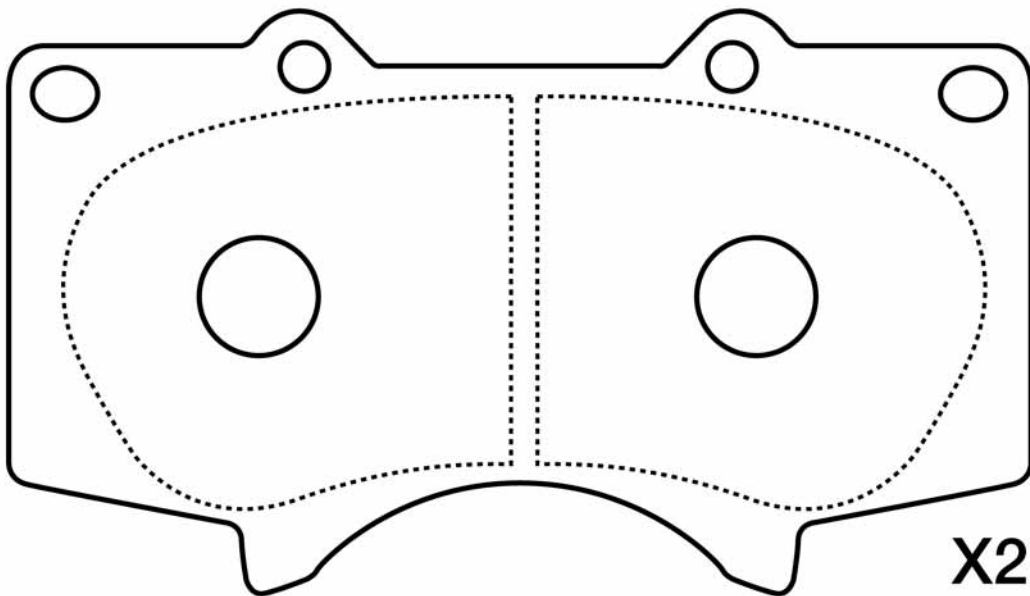
PA-204AF				WVA
	TOYOTA	L	H	
	130,9	45/51,6	16,5	23340



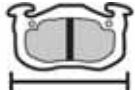


PA-205AF TOYOTA - MITSUBISHI				WVA
	L 134,6	H 77,1	Th 17	24024

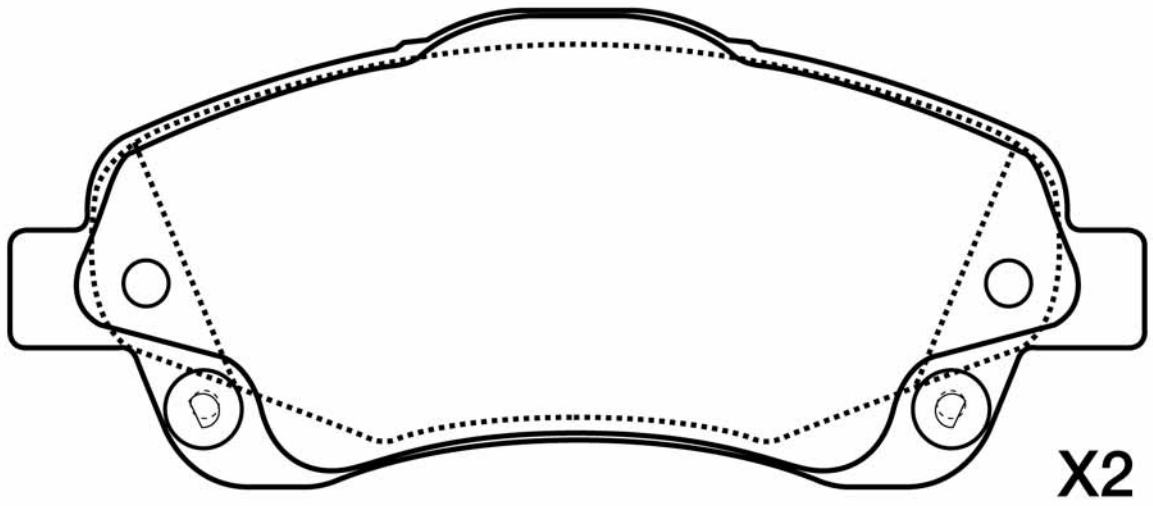




X1 LEFT
X1 RIGHT

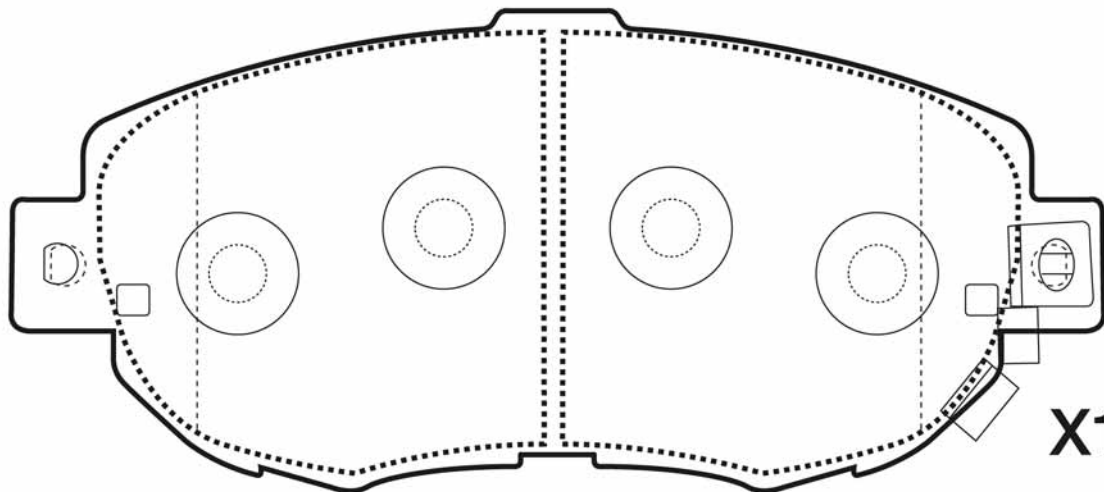
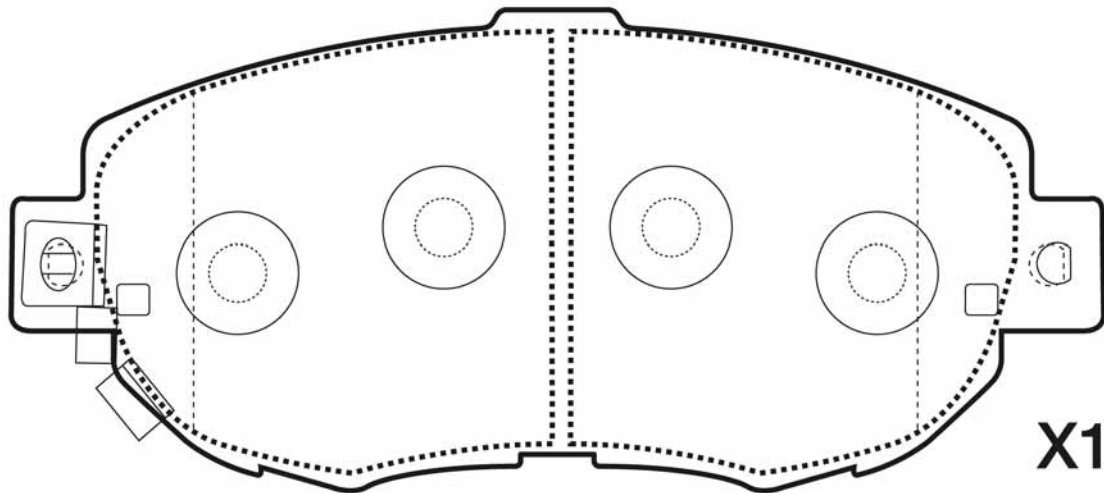
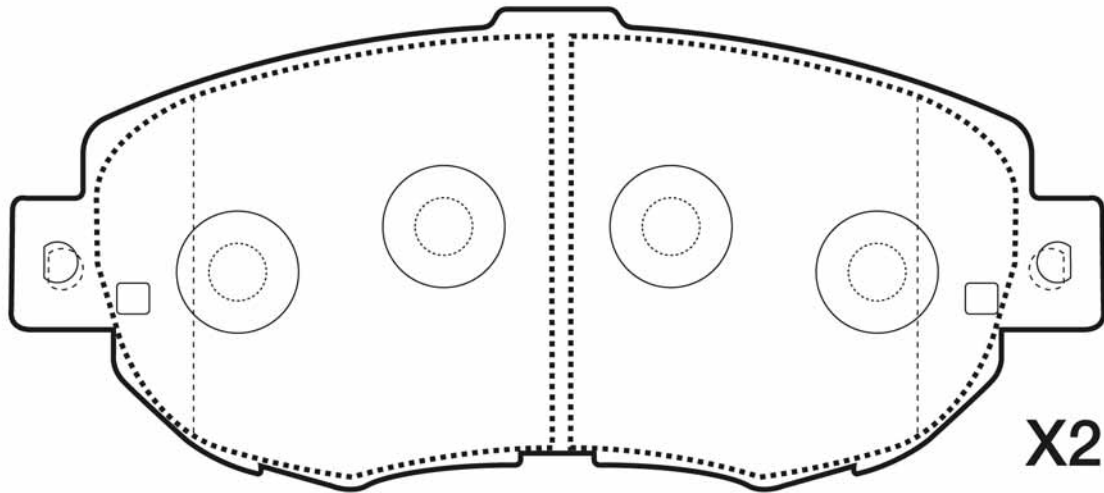


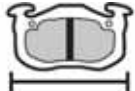


X2

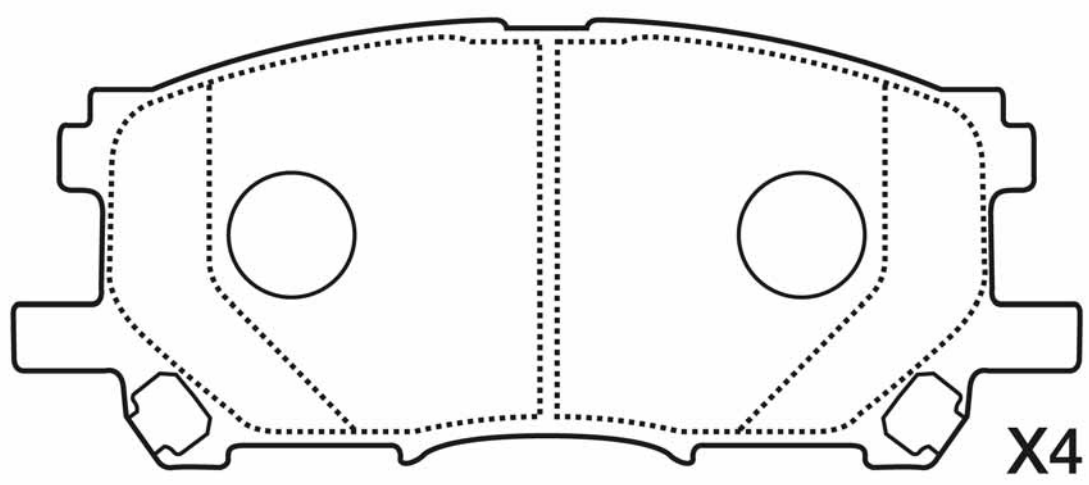
PA-206AF							WVA
	TOYOTA	L	H	Th			
	151	63,1	18,7			23768	






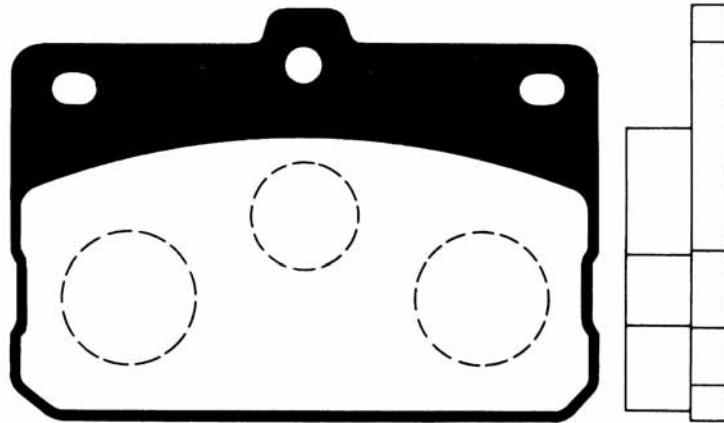
PA-207AF				WVA
	LEXUS	L	H	
	144	63,7	17	21490



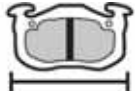


PA-209AF							WVA
	LEXUS	L	H	Th			
	140,8	59,3	16,8			23734	

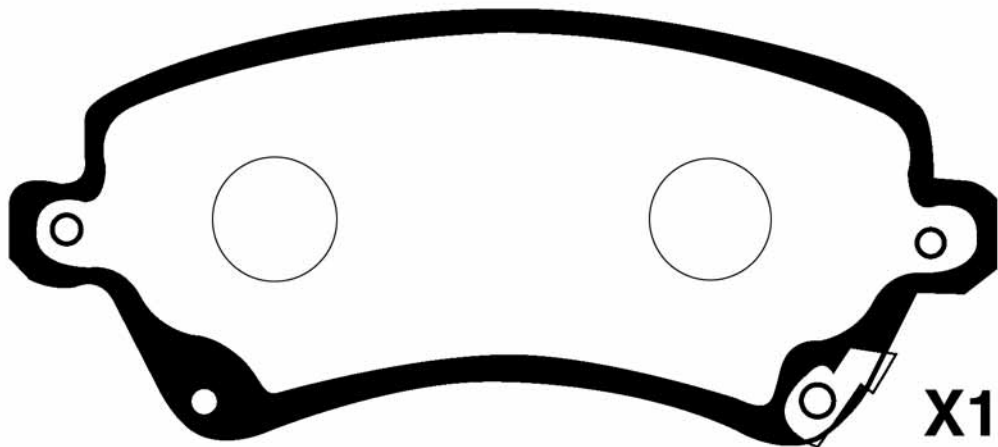
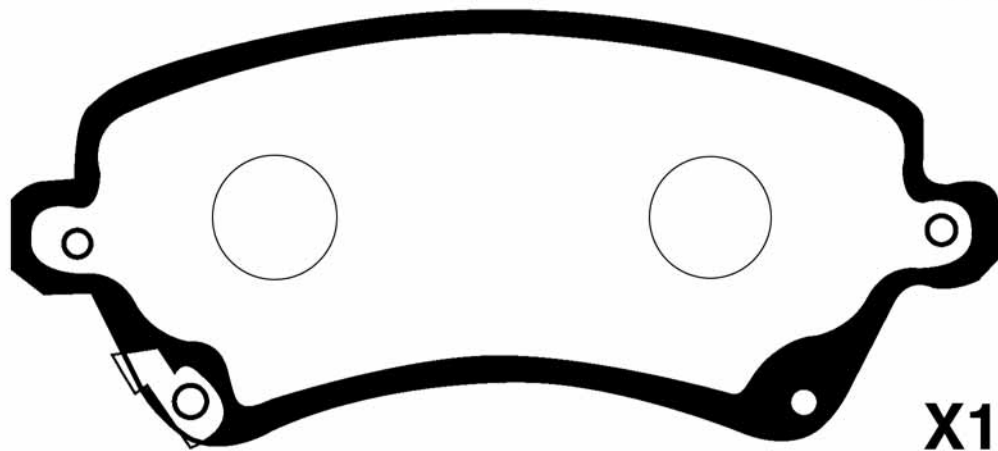
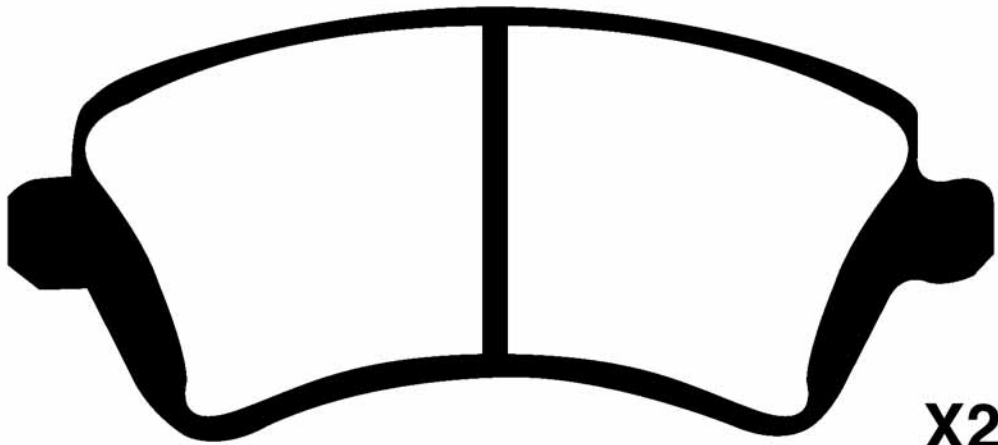





PA-210AF MAZDA - TOYOTA - MITSUBISHI				WVA 20302
	L	H	Th	
	78,7	55,7	13,8	

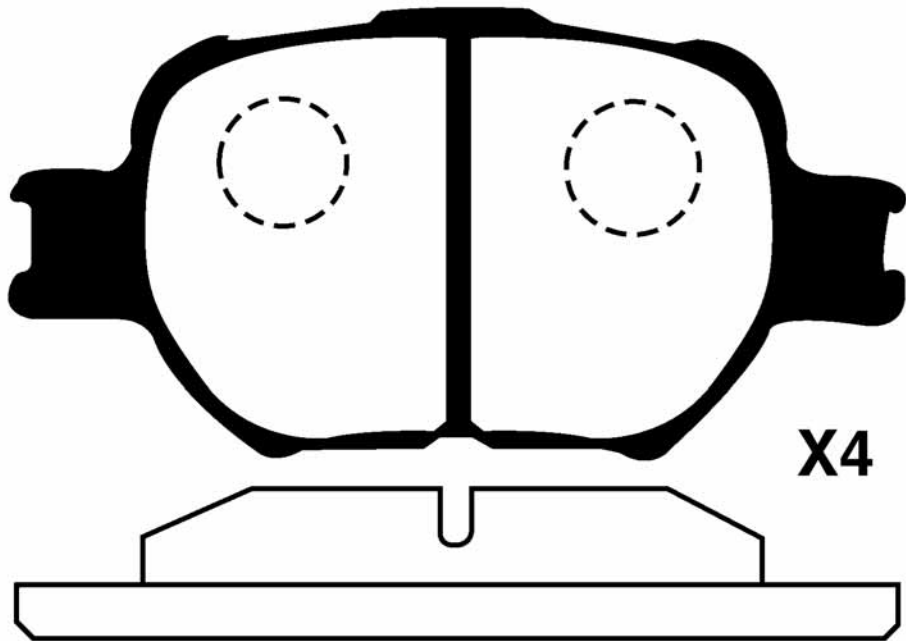


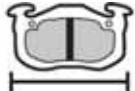

X4

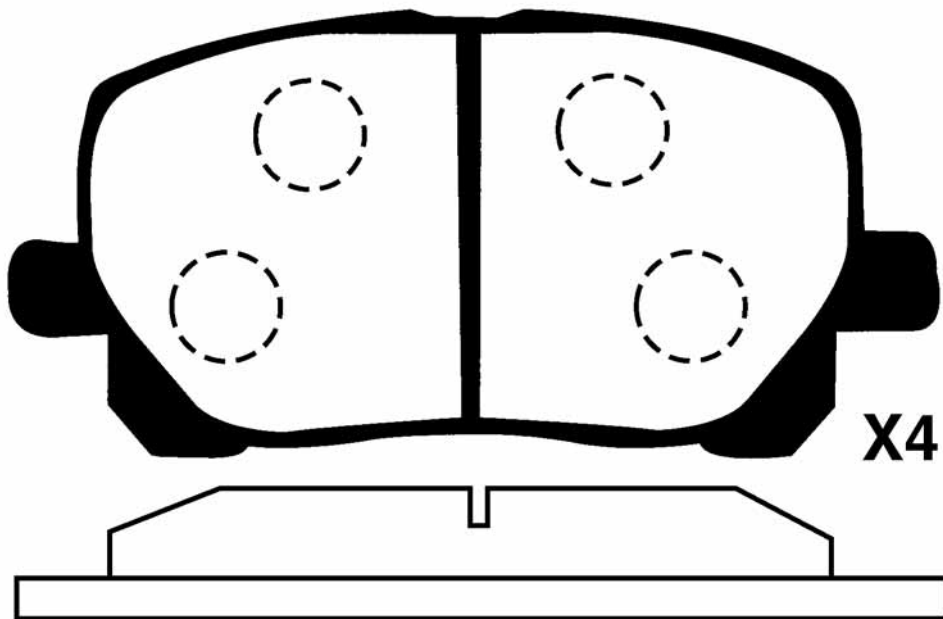
PA-211AF							WVA
	TOYOTA	L	H	Th			
	131,4	57,2	16,4			23766	



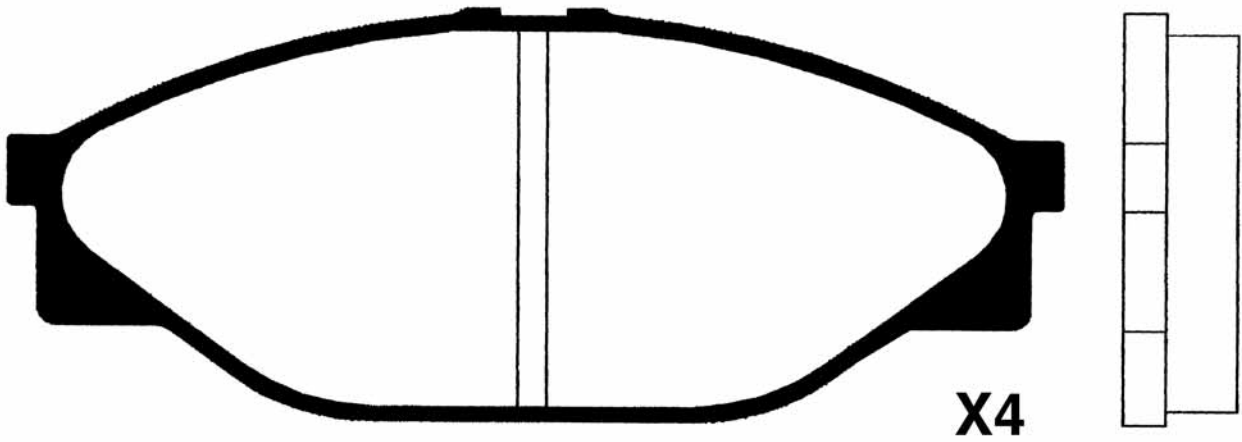
PA-212AF TOYOTA				WVA
	L	H	Th	
	117,5	58,6	16,7	23864

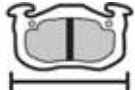




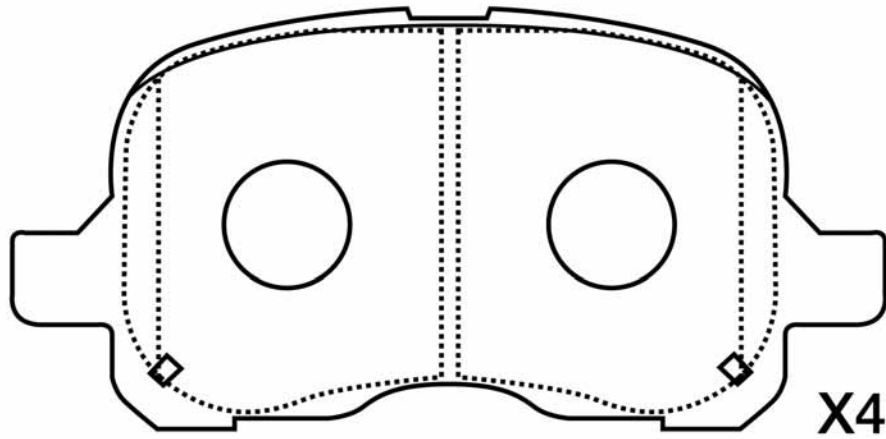
PA-213AF				WVA
	TOYOTA	L	H	
	123	59,6	16	23836




PA-214AF TOYOTA				WVA
	L 140	H 55	Th 14,7	21689






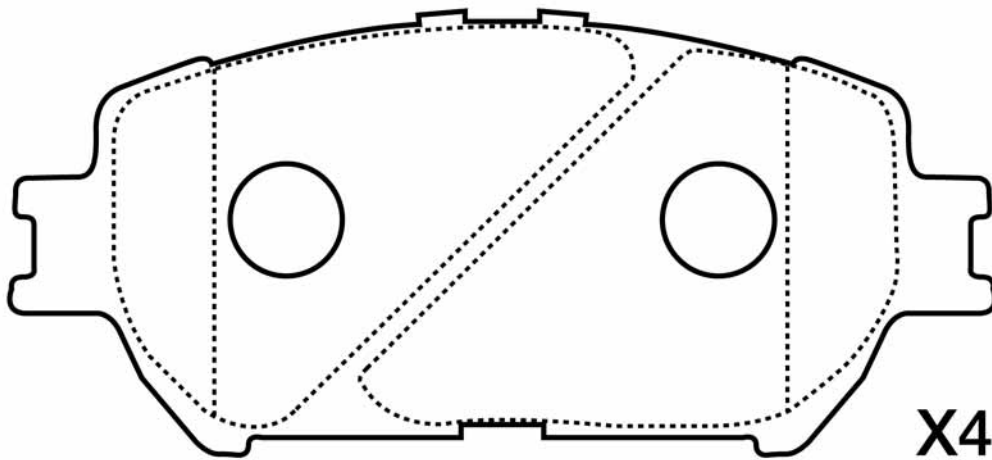
PA-216AF							WVA
	TOYOTA	L	H	Th			
	117,2	55	15,7	23294			

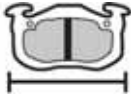




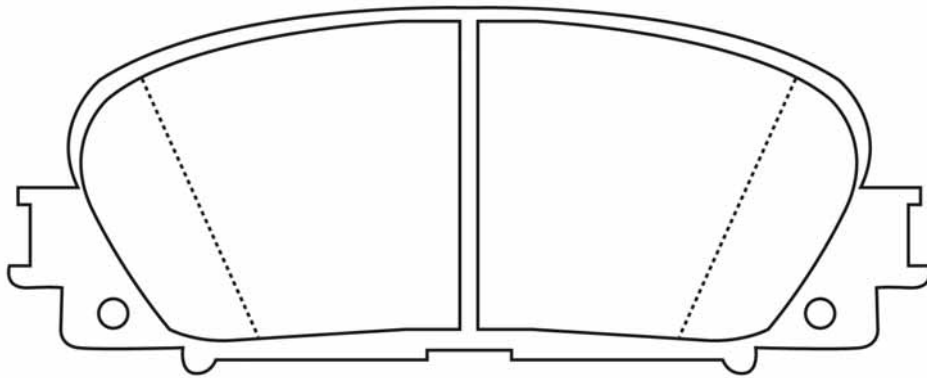
PA-217AF CITROEN - TOYOTA - PEUGEOT				WVA 23959
	L 123	H 47	Th 17,4	



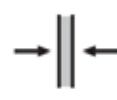
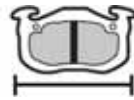
PA-218AF				WVA
	TOYOTA	L	H	
	131,6	58,3	17,3	



PA-219AF TOYOTA - LEXUS				WVA
	L	H	Th	24451
	123	48	17	



X4



WVA

PA-220AF

TOYOTA

L

122,5

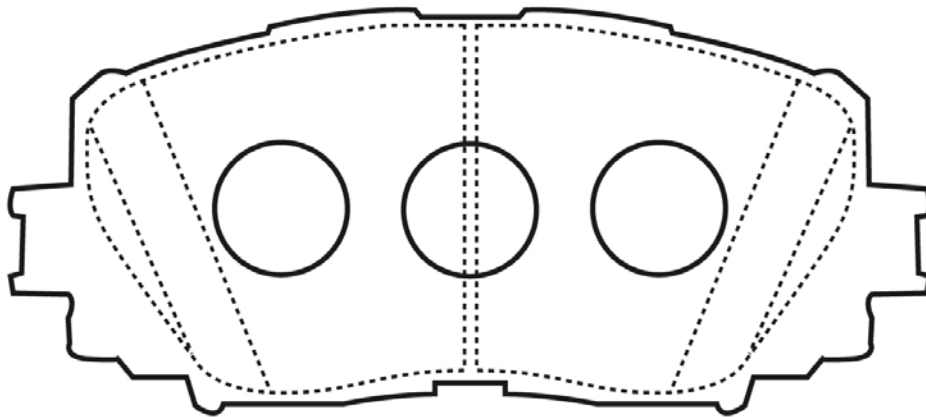
H

54,5




Th

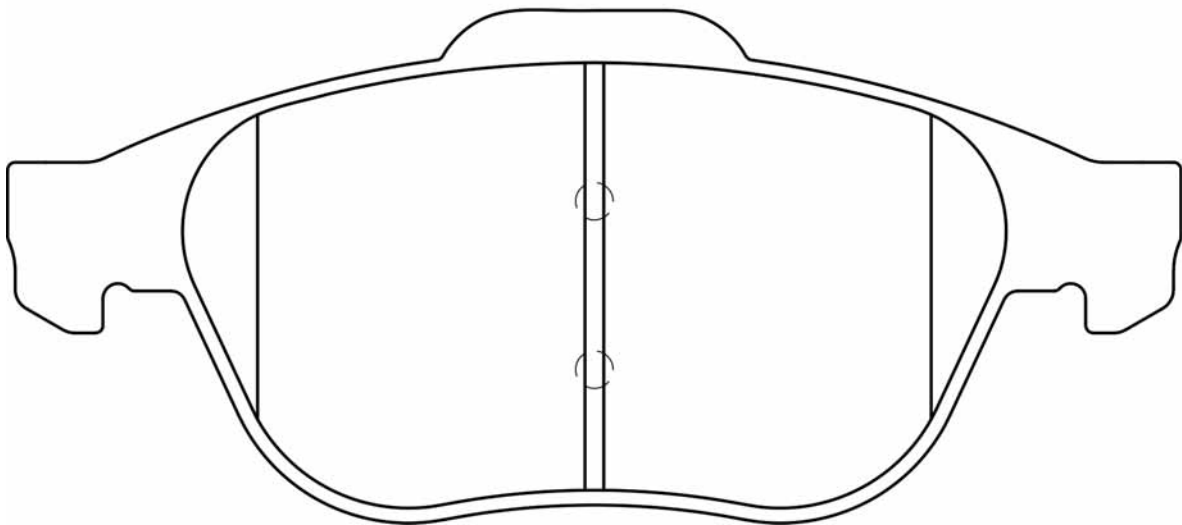
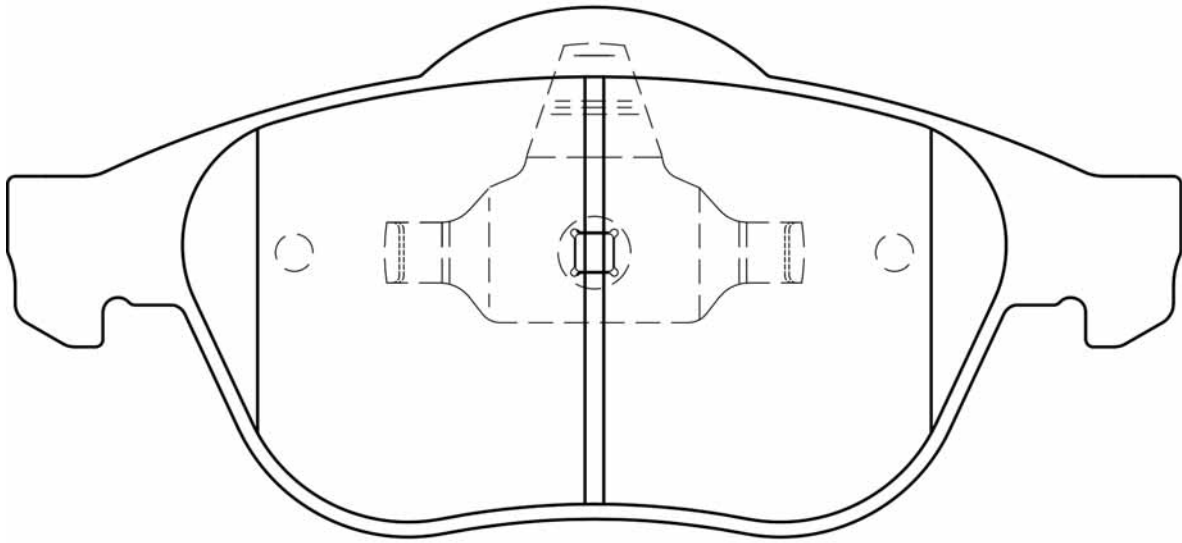
17,2


24708

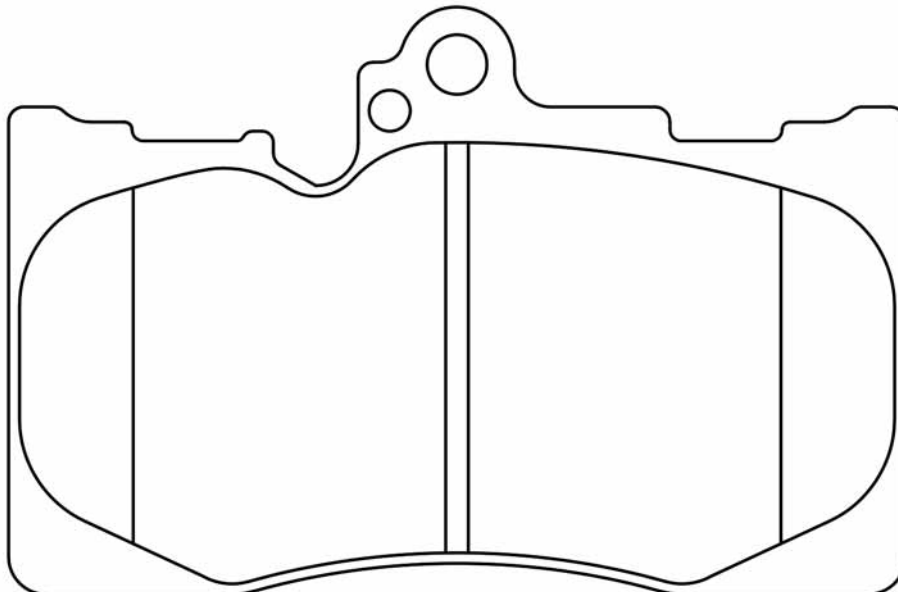
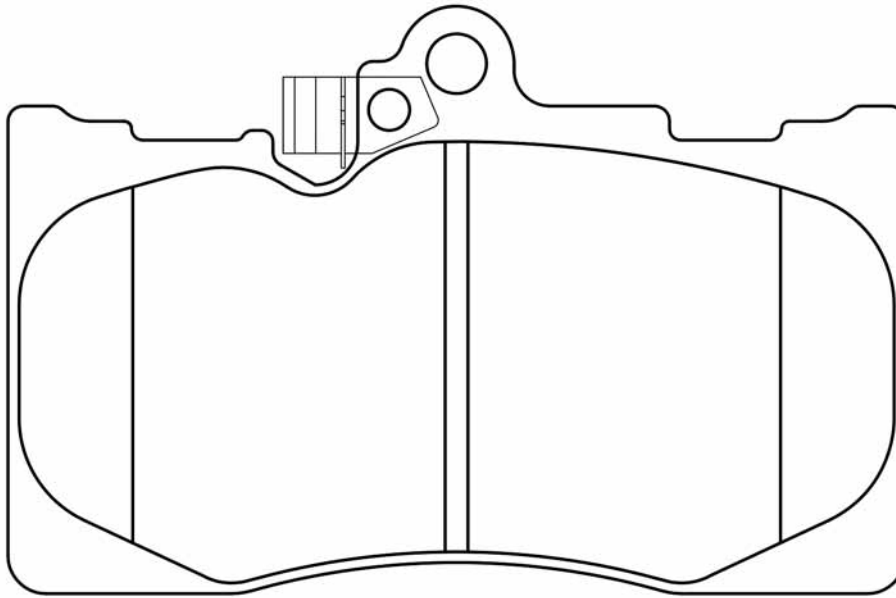


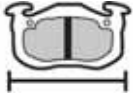


X4

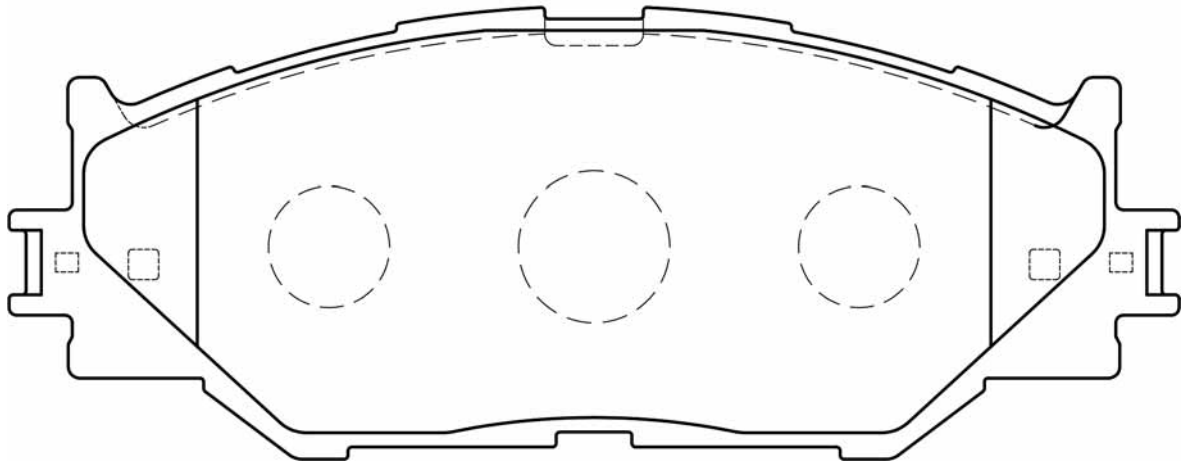
PA-221AF TOYOTA				WVA
	L	H	Th	
	156	69	18	23996





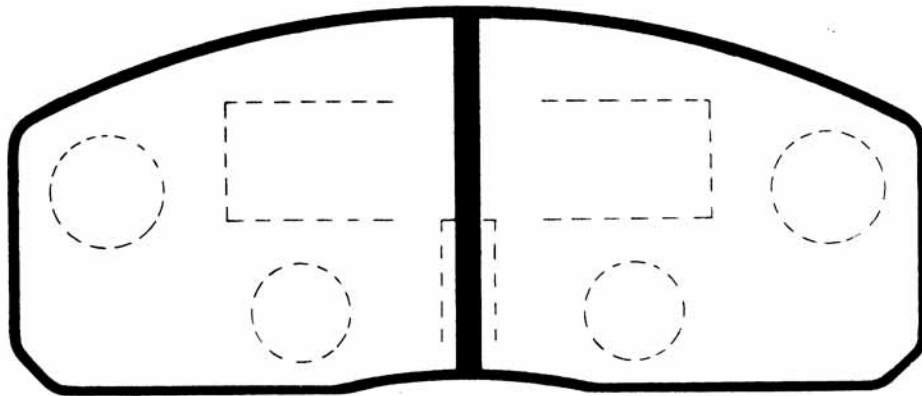
PA-222AF				WVA
	LEXUS	L	H	Th
	118	78	17	20325



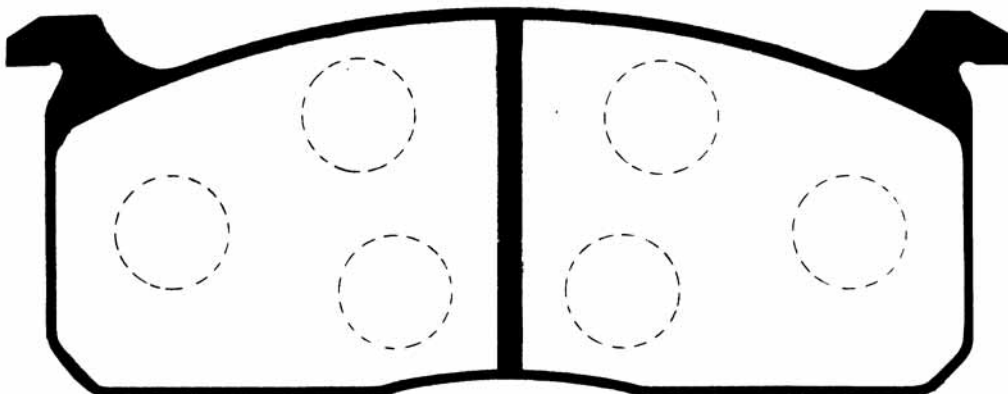
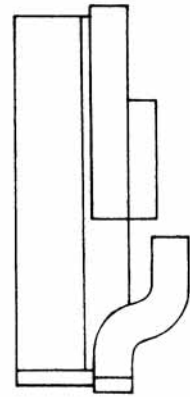
PA-223AF LEXUS				WVA
	L	H	Th	
	154	59	17,7	23983




PA-224AF				WVA
	TOYOTA	L	H	
	120,3/132	51	14,7	20729






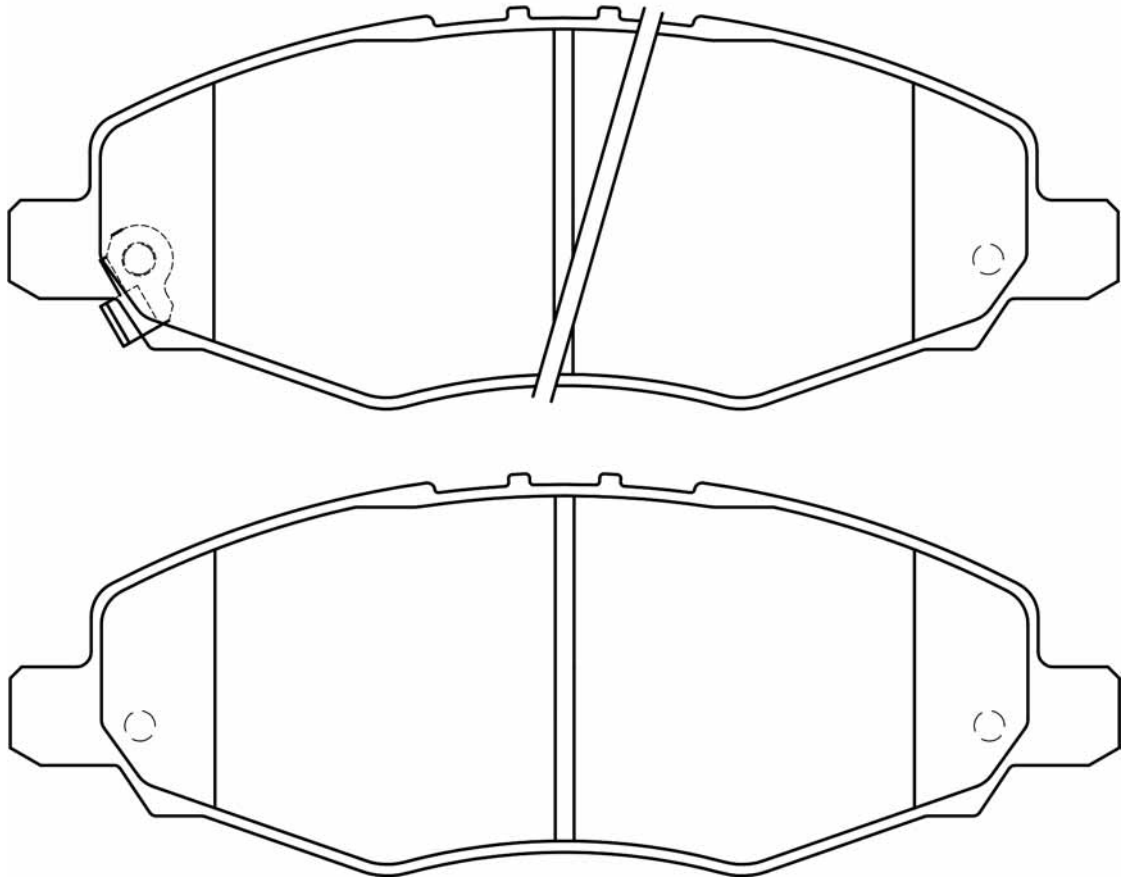
X2




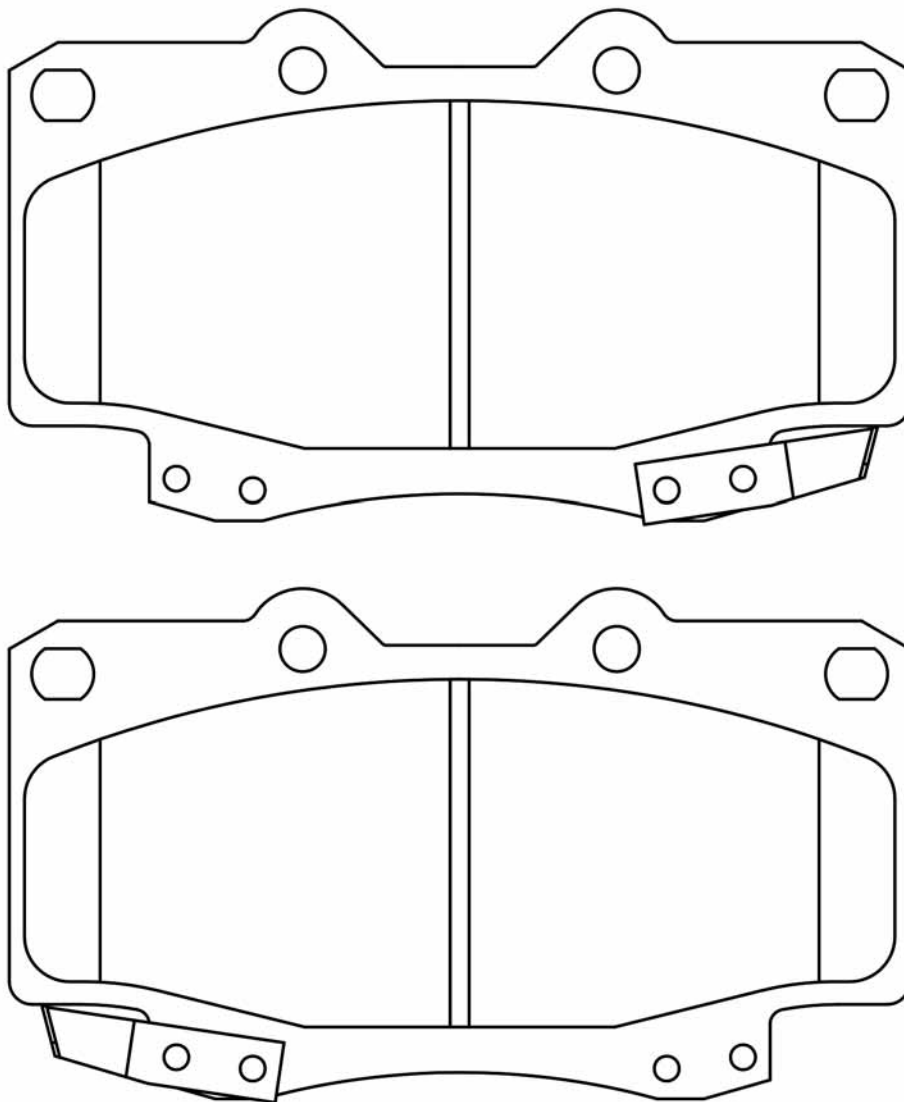
X2






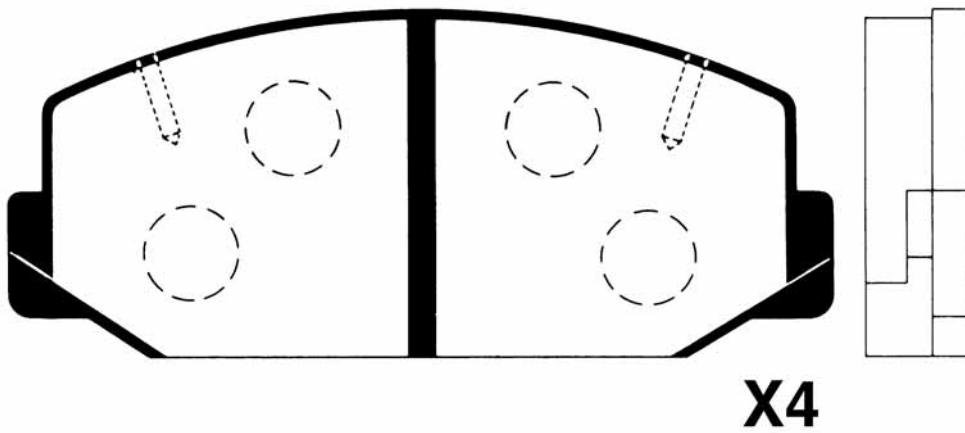
PA-225AF TOYOTA				WVA
	L	H	Th	
	147	53	16,3	24523

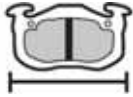




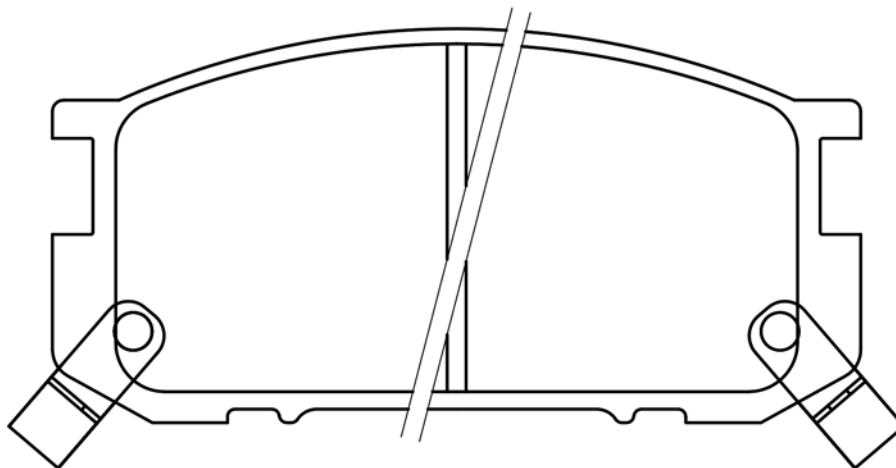
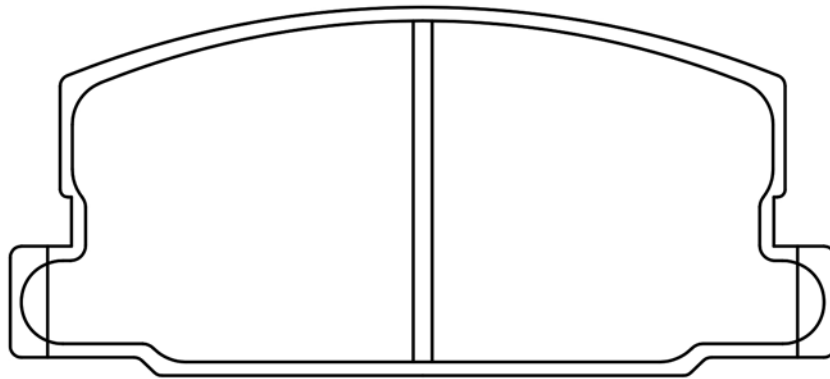
PA-226AF TOYOTA				WVA
	L 119,5	H 68	Th 17	21680

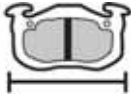




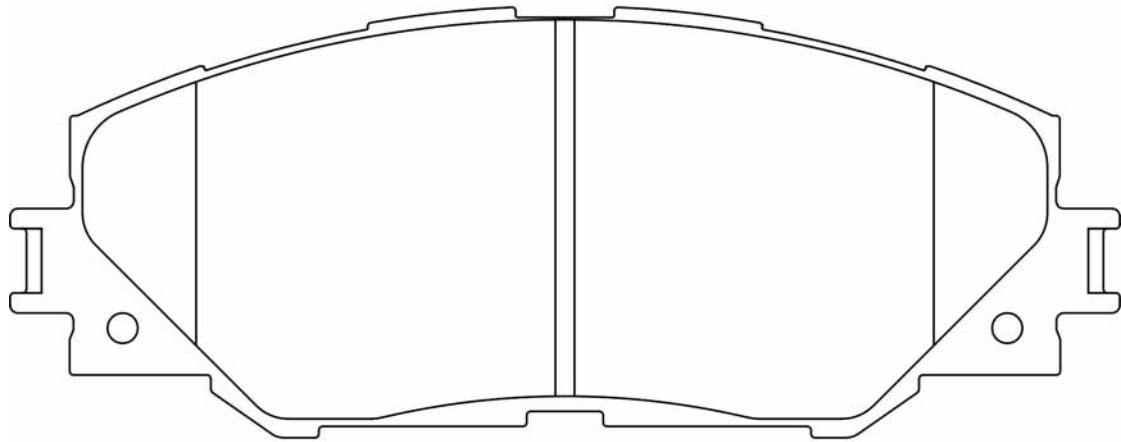
PA-228AF TOYOTA				WVA
	L	H	Th	
	109	46	13,4	20599





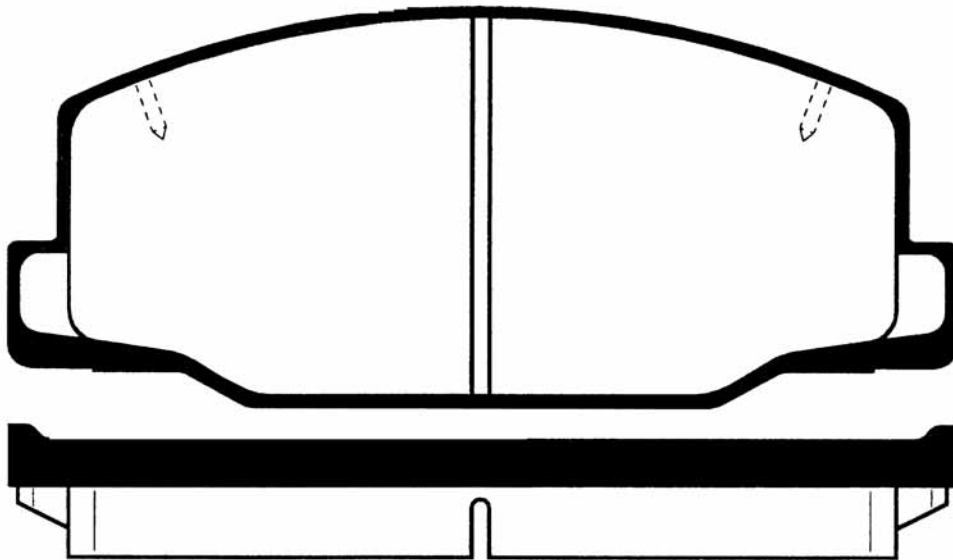
PA-229AF							WVA
	TOYOTA	L	H	Th			
	107/109	52/49	14,5			20856	



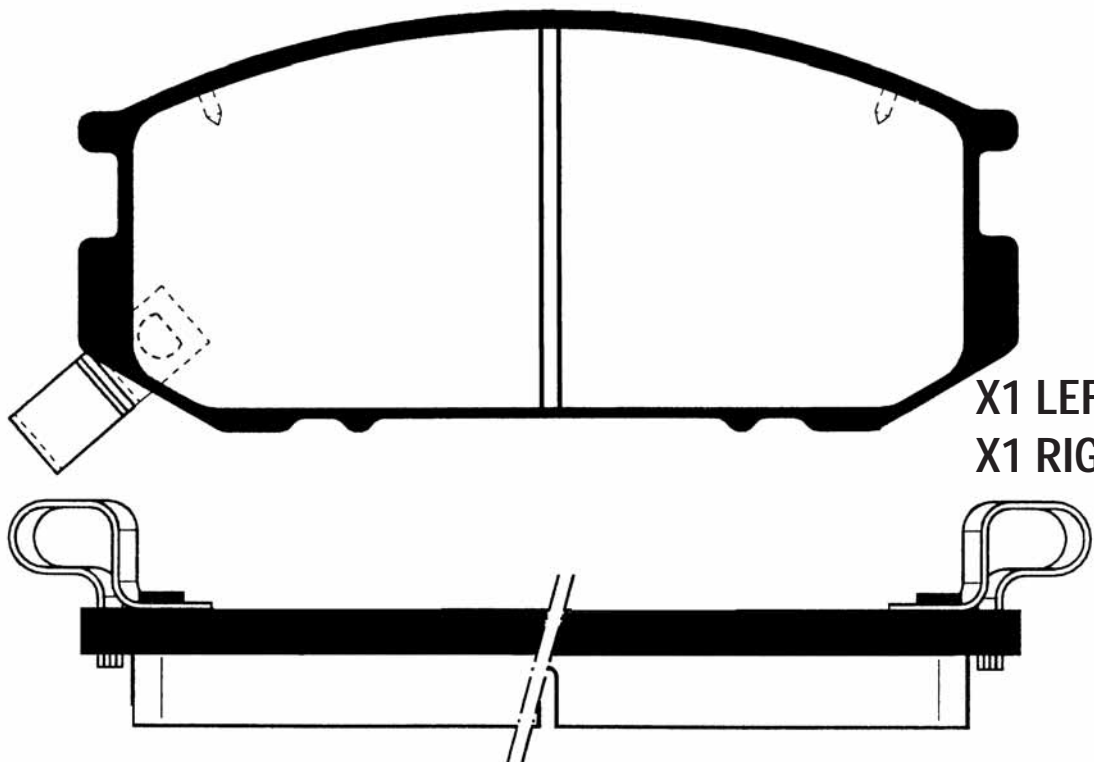
PA-230AF TOYOTA				WVA
	L	H	Th	
	146	57	17,8	



PA-231AF				WVA
	TOYOTA	L	H	
	126,7/128,4	52,1/55	15,7	21250

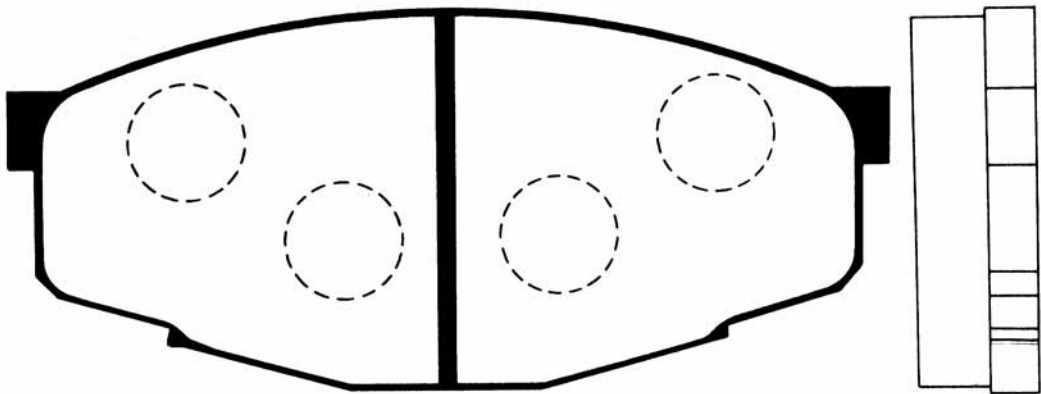


X2





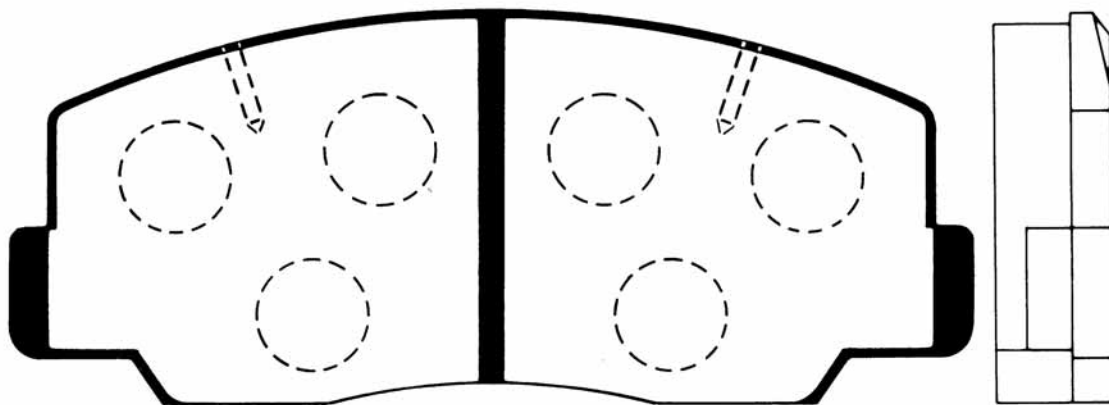
X1 LEFT
 X1 RIGHT

PA-232AF TOYOTA				WVA
	L 116,3	H 51,2	Th 14,5	21042



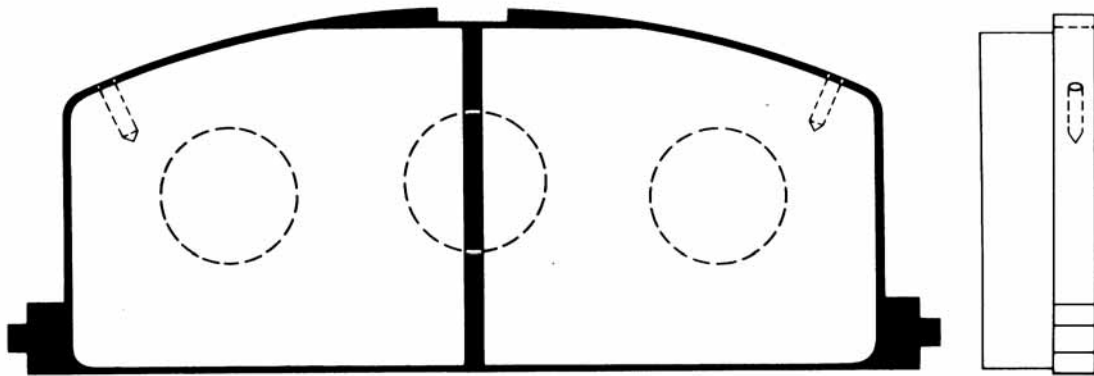
X4

PA-233AF				WVA
	TOYOTA	L	H	Th
	127,8	52,3	15,5	21011



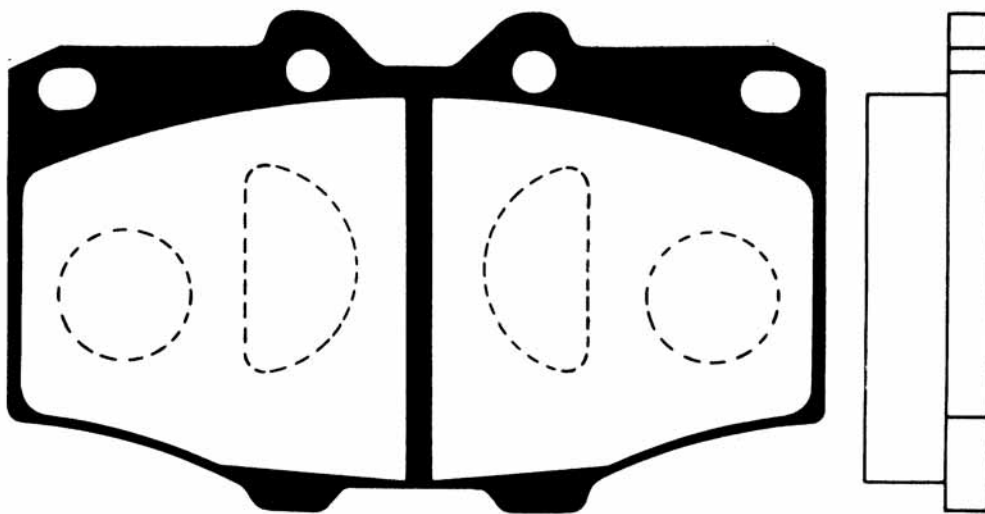
X4

PA-235AF TOYOTA				WVA
	L 119,7	H 47,5	Th 14,8	20870






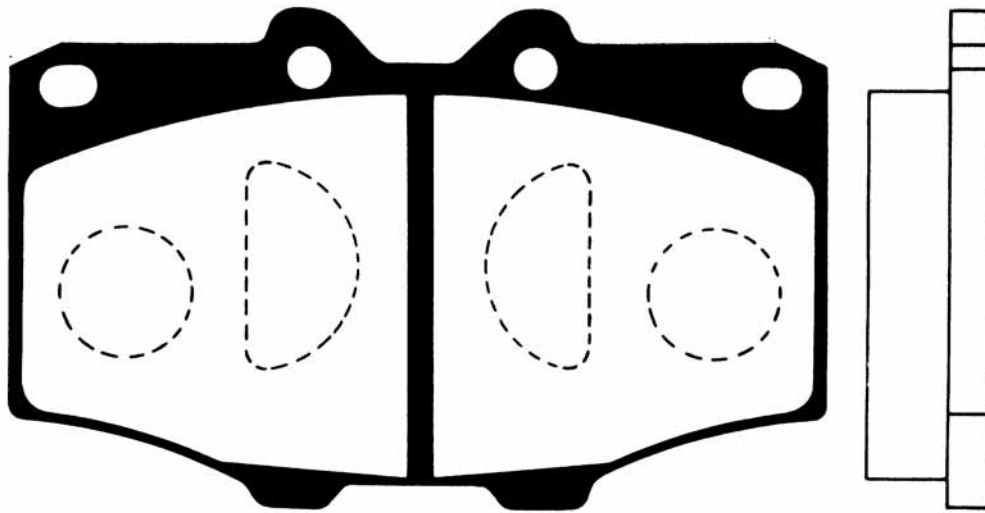
X4

PA-236AF							WVA
	TOYOTA	L	H	Th			
	107,5	66	15	20852			




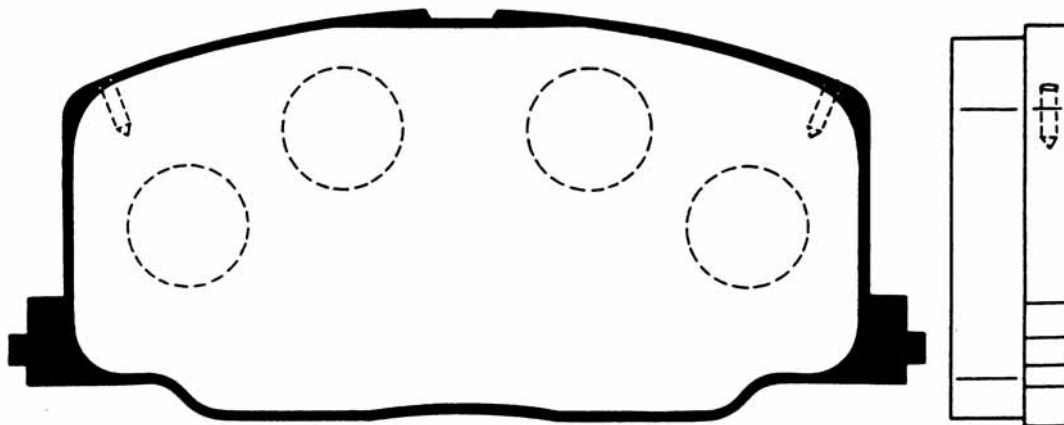
X4

PA-236P TOYOTA				WVA
	L	H	Th	
	107,5	66	15	





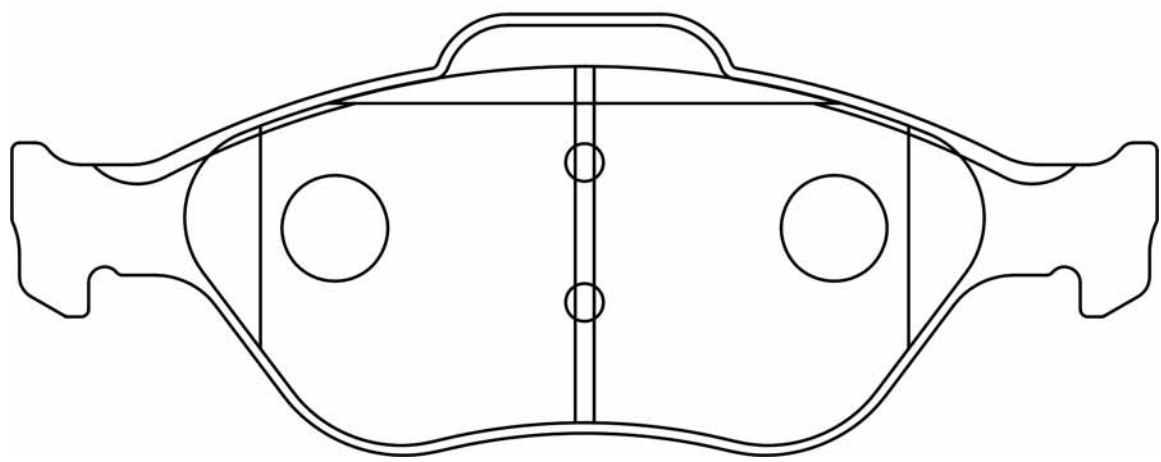
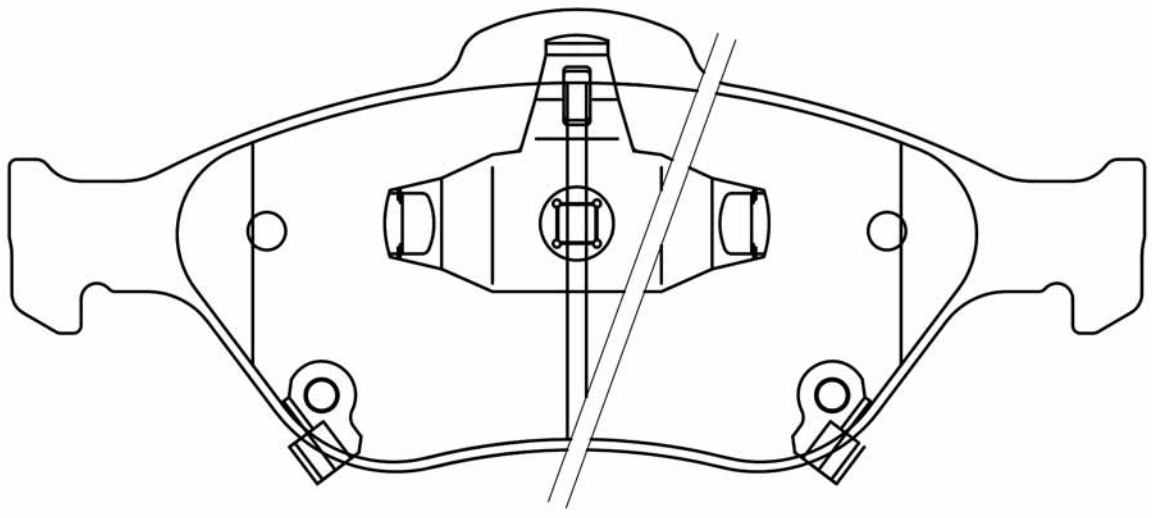
X4


PA-237AF TOYOTA				WVA
	L 119,7	H 54,1	Th 14,7	21372

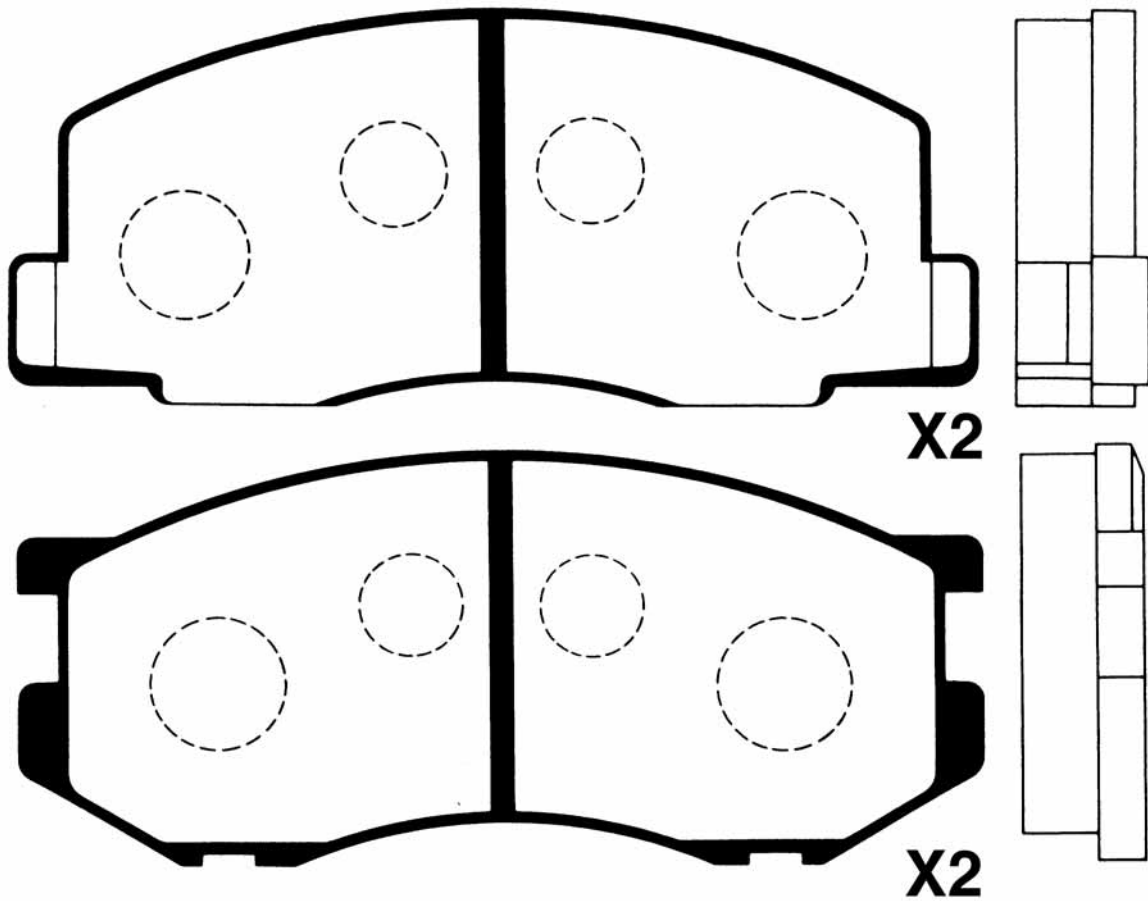





X4


PA-238AF TOYOTA				WVA 24022
	L 150/152	H 61/58	Th 18	



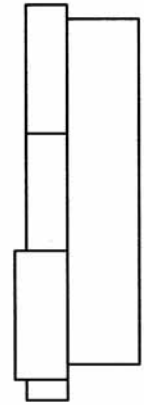
PA-239AF				WVA
	TOYOTA	L	H	Th
	127/128,5	55/52	15	21836



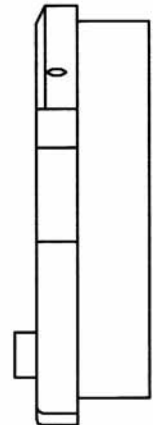
PA-242AF TOYOTA				WVA
	L	H	Th	
	128,5/137,3	52,3/55,2	14,9	

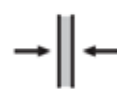
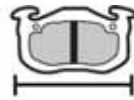


X2



X2





WVA

PA-243AF

TOYOTA

L

140

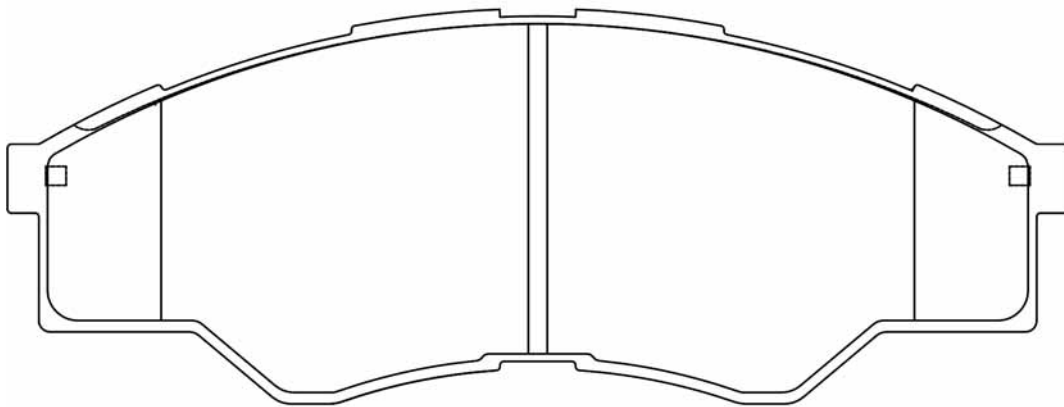
H


52

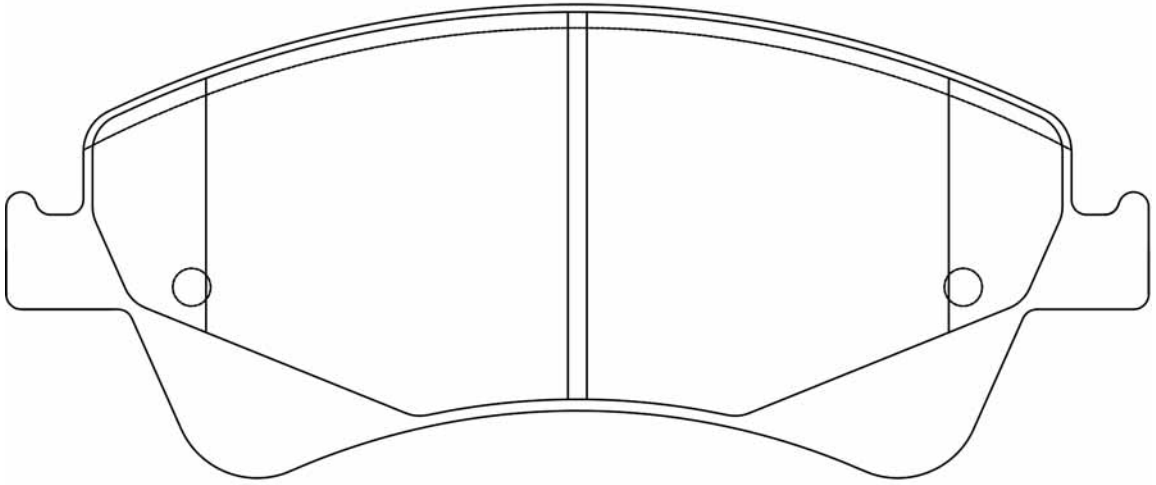
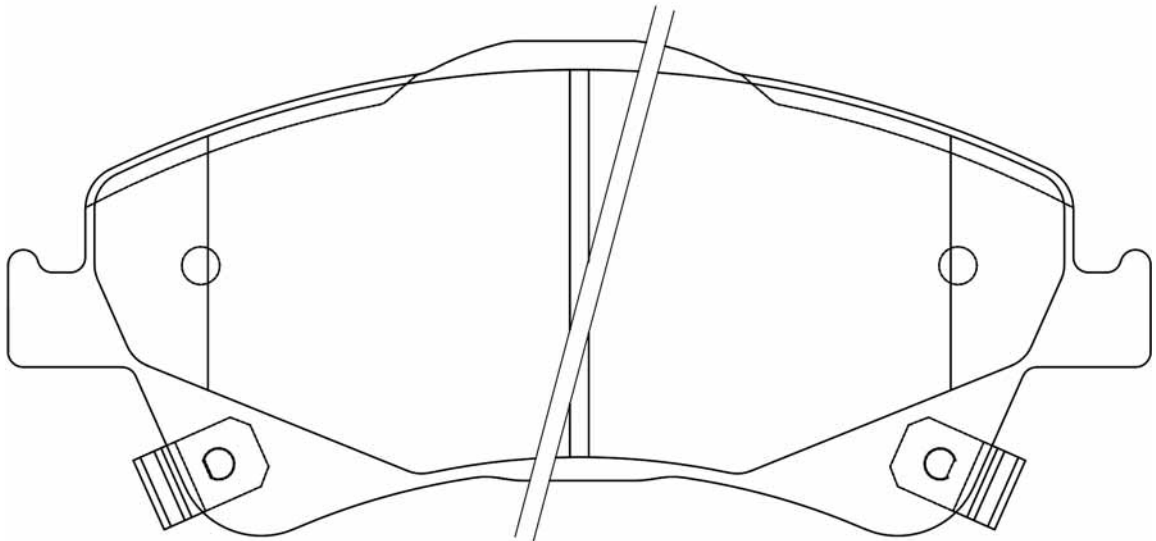
Th



15,5

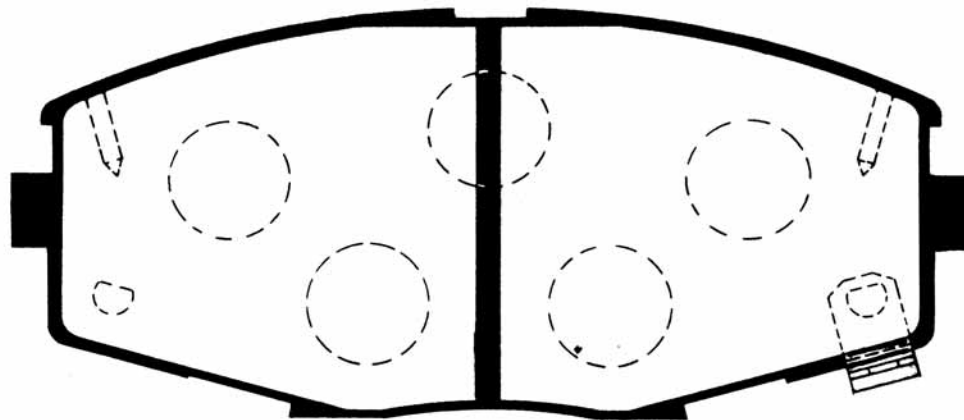
24567



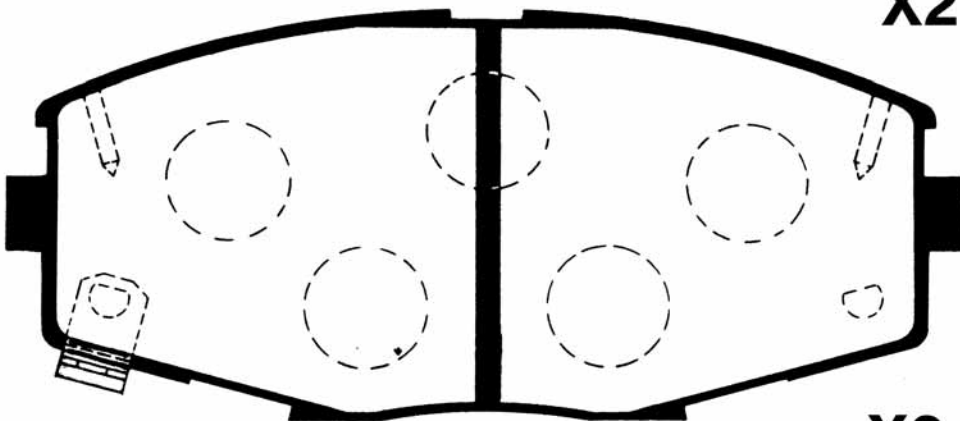
PA-244AF				WVA
	TOYOTA	L	H	
	151	65/63	19	24204



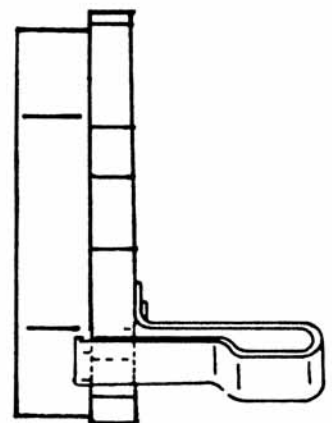
PA-245AF				WVA
	TOYOTA	L	H	
	125,4	55,9	15,1	21376




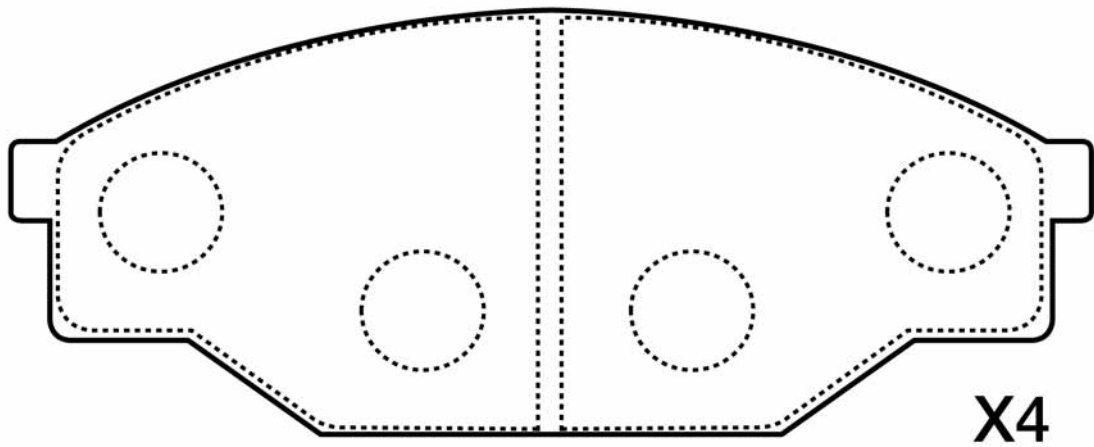
X2





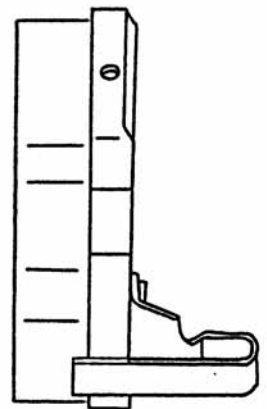
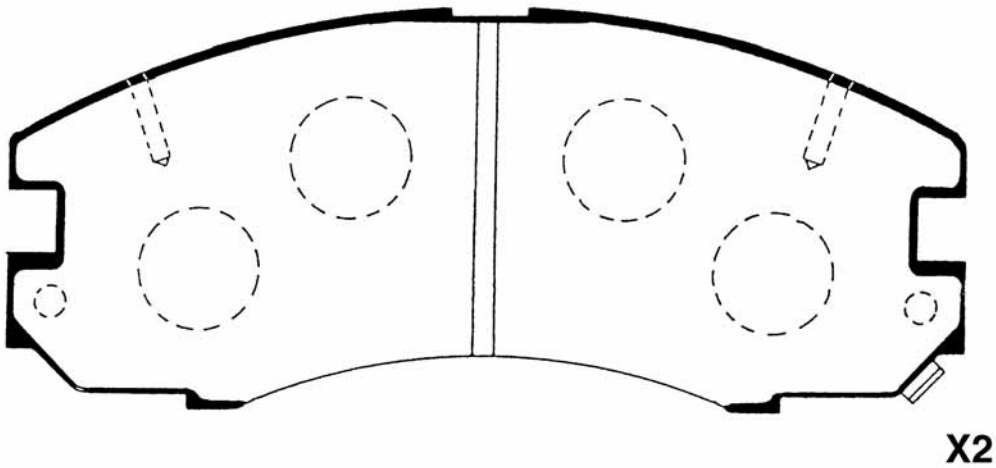
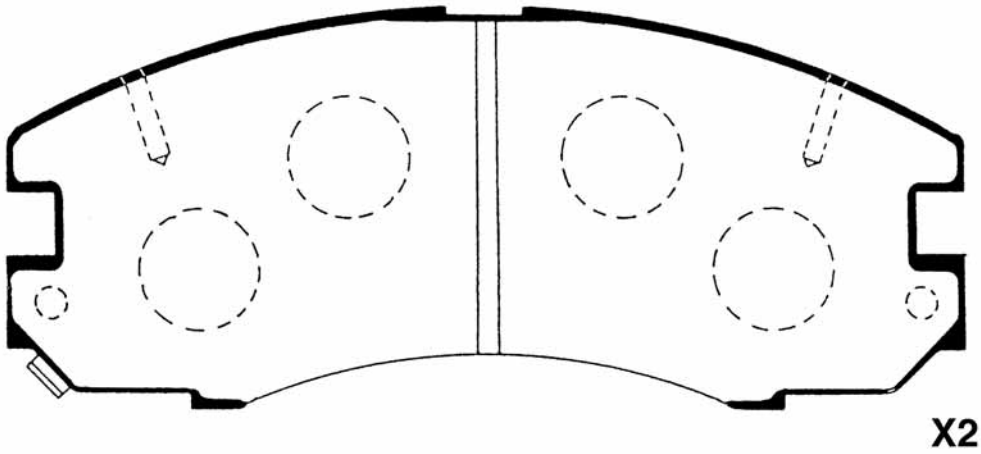
X2






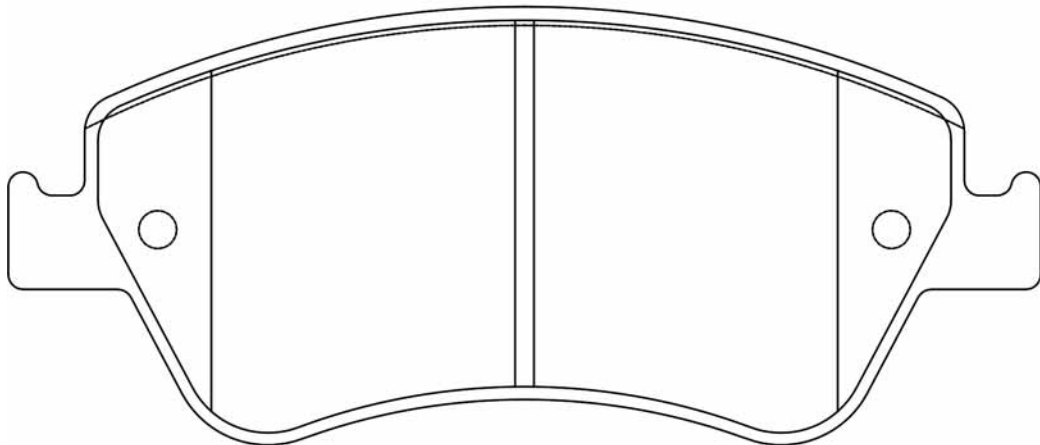
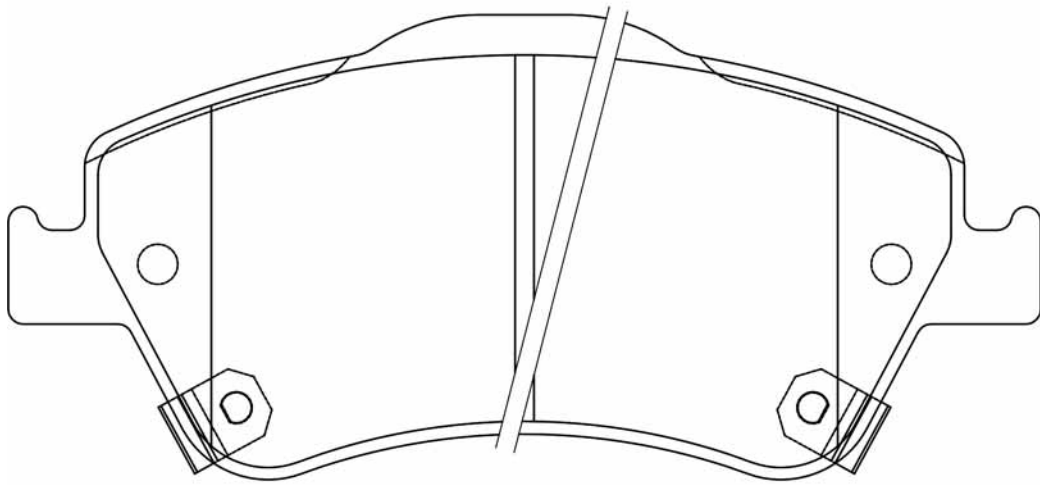
PA-247AF VW - TOYOTA				WVA 21158
	L 142,7	H 55,8	Th 15	




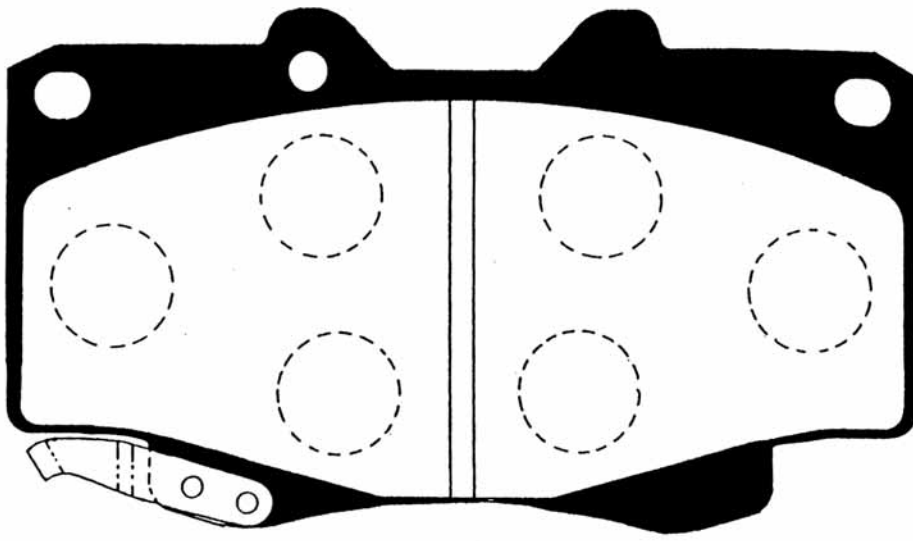
PA-249AF				WVA
	TOYOTA	L	H	
	128	52,8	15,4	21764



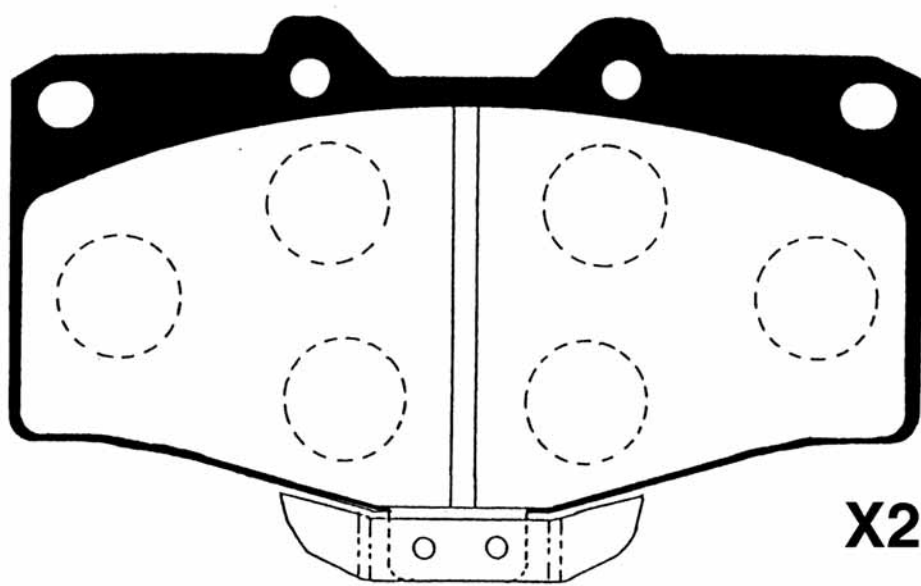
PA-250AF TOYOTA				WVA
	L	H	Th	
	137	62/58	19	24122






PA-254AF				WVA
	TOYOTA	L	H	
	119,5	73,7/68	14,7	21679

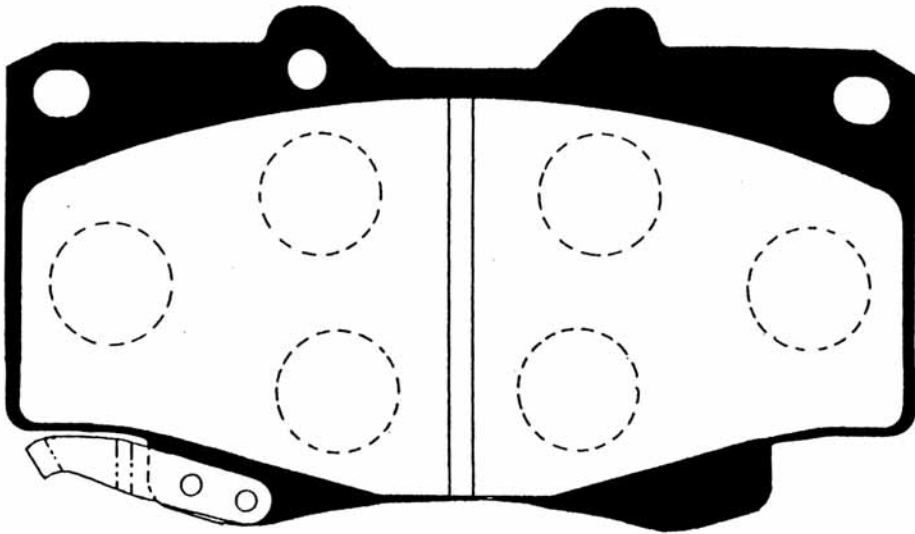


X1 LEFT
X1 RIGHT

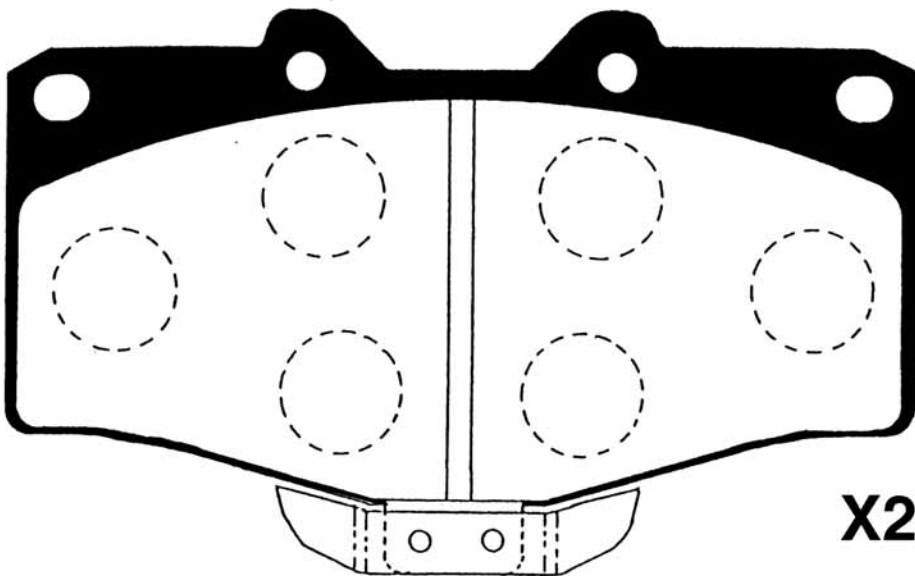


X2

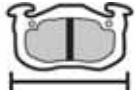


PA-254P TOYOTA				WVA
	L	H	Th	
	119,5	73,7/68	14,7	


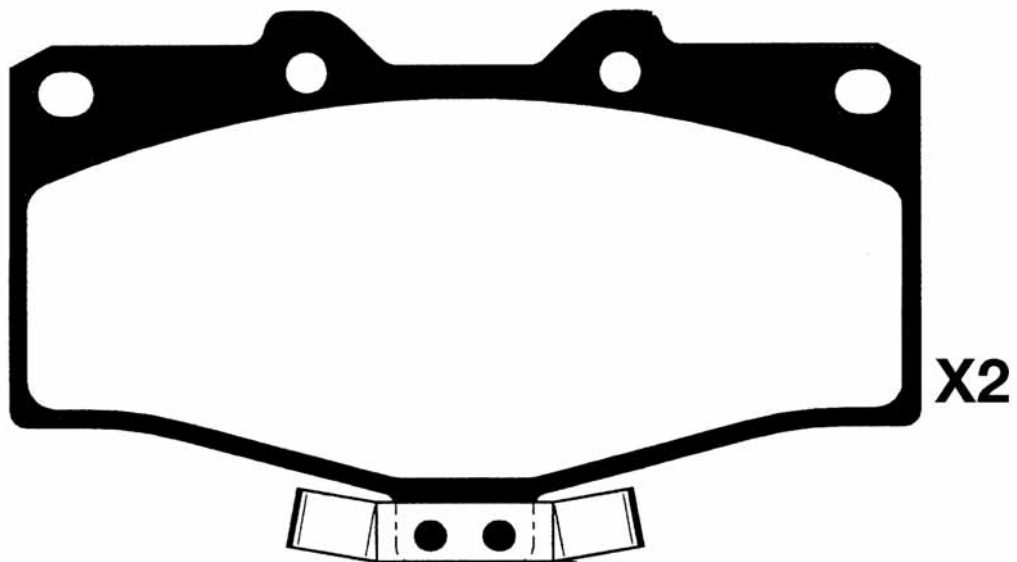
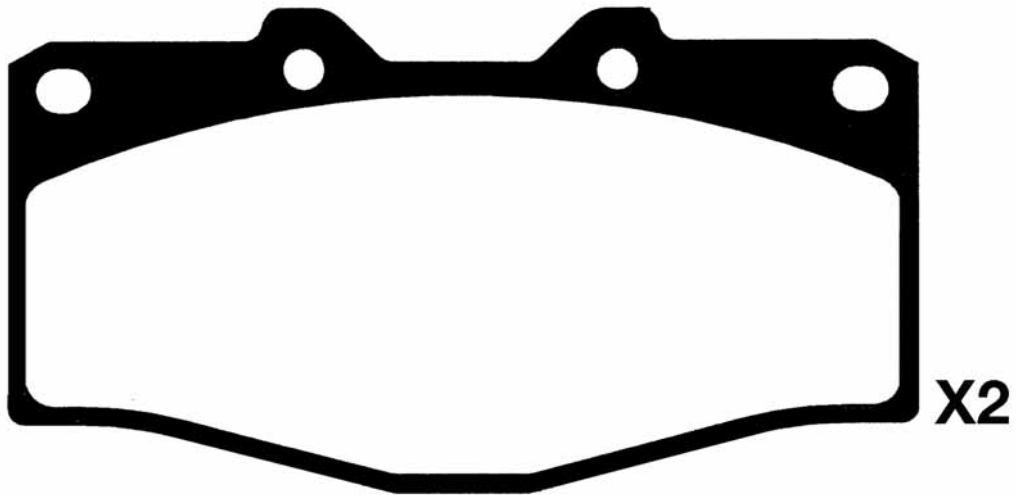





X1 LEFT
X1 RIGHT

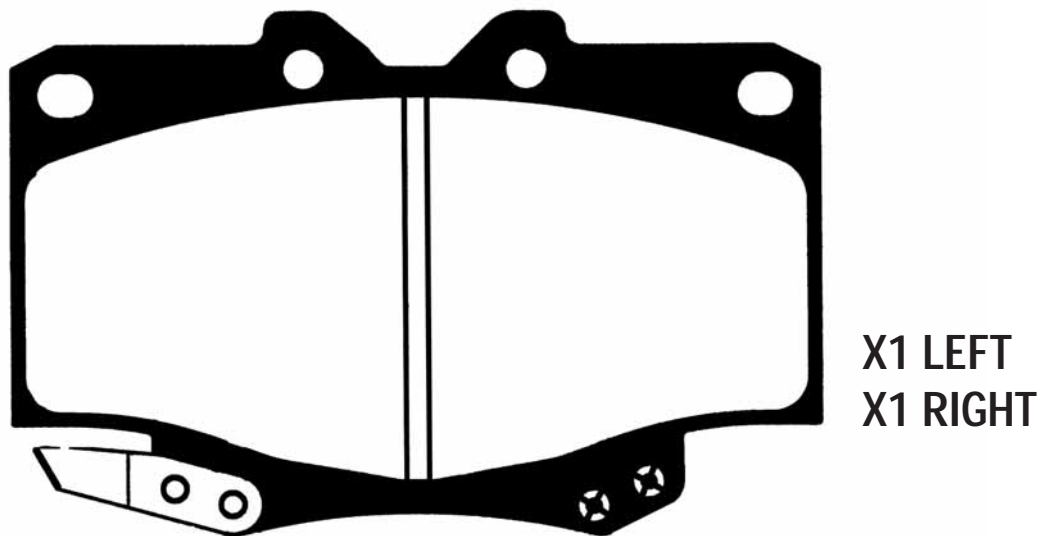
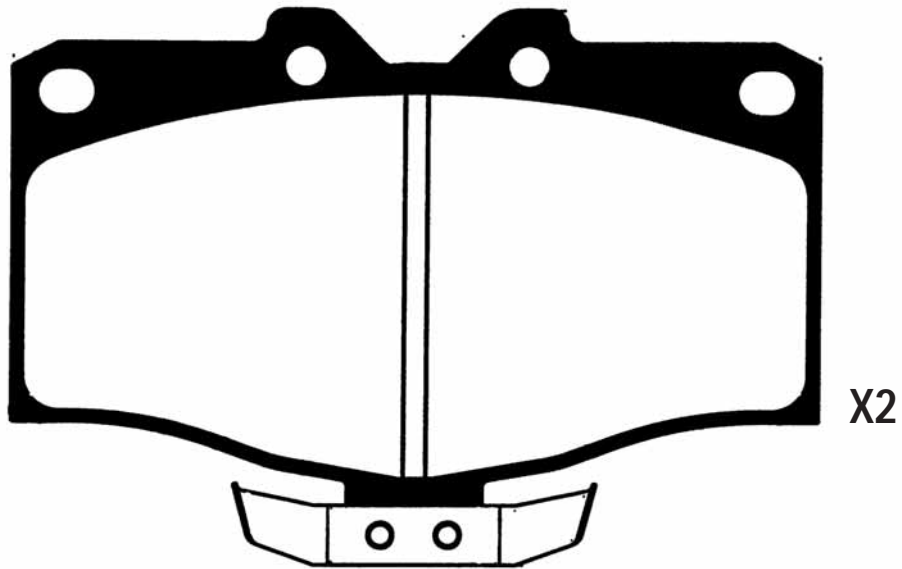


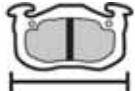


X2

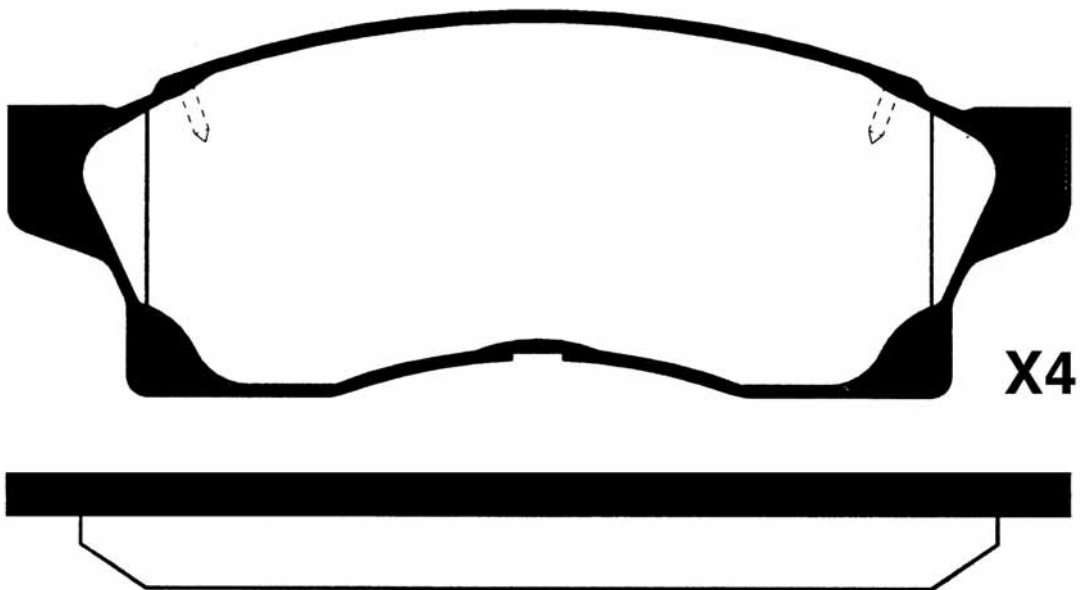
PA-255AF							WVA
	TOYOTA	L	H	Th			
	119,4	73,7/65	14,6				






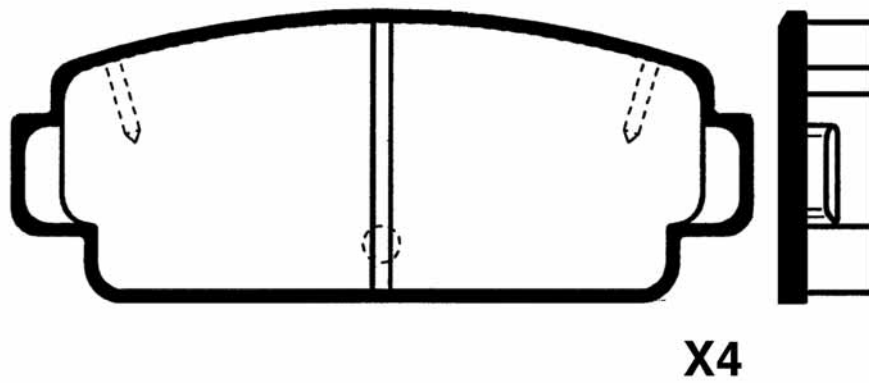
PA-256AF TOYOTA				WVA
	L	H	Th	
	107,2	70/74,7	14,9	21779

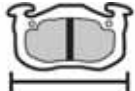




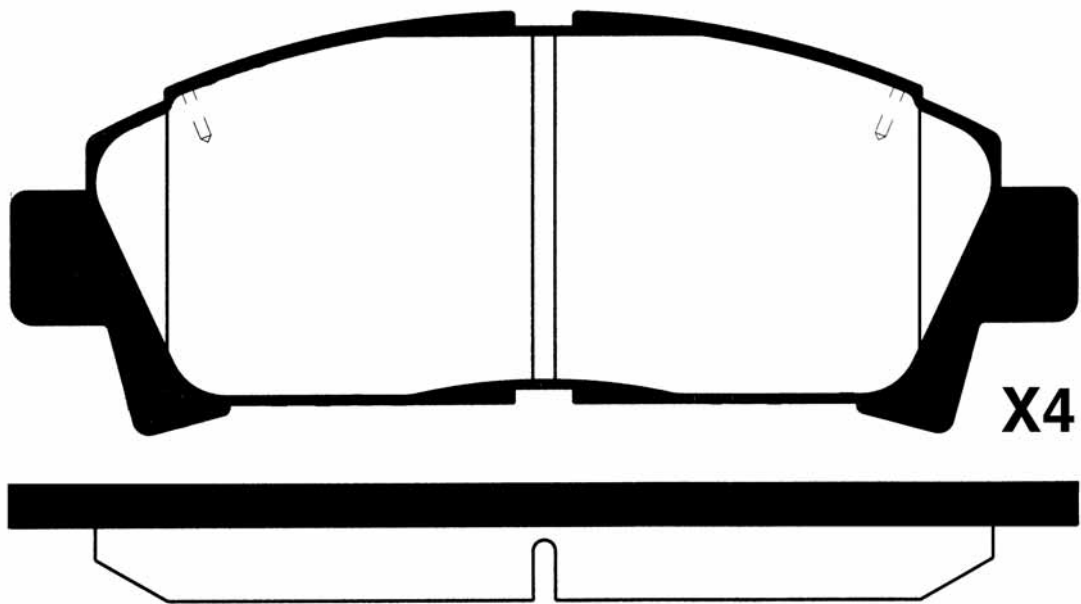
PA-258AF				WVA
TOYOTA	L	H	Th	
	140,4	51,9	15,5	21762






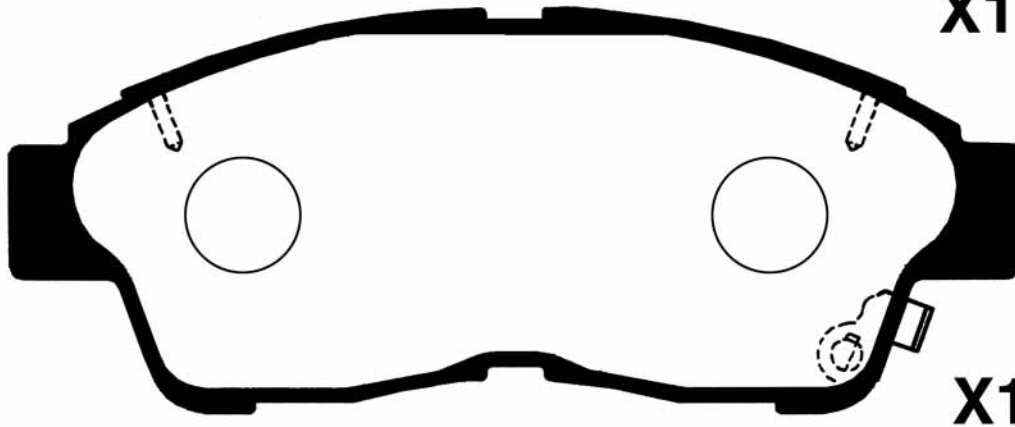
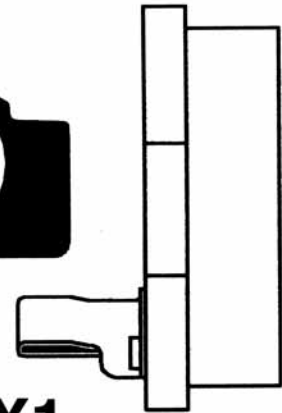
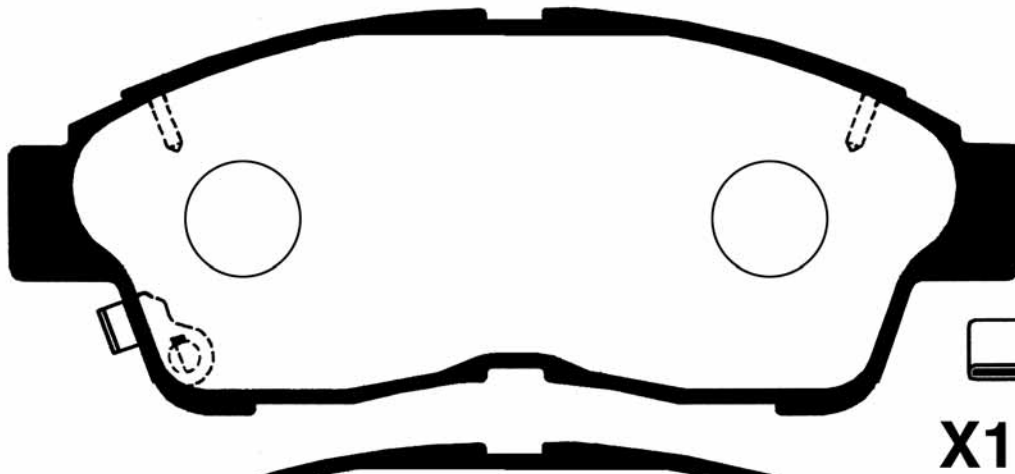
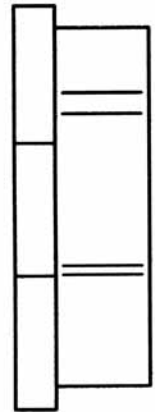
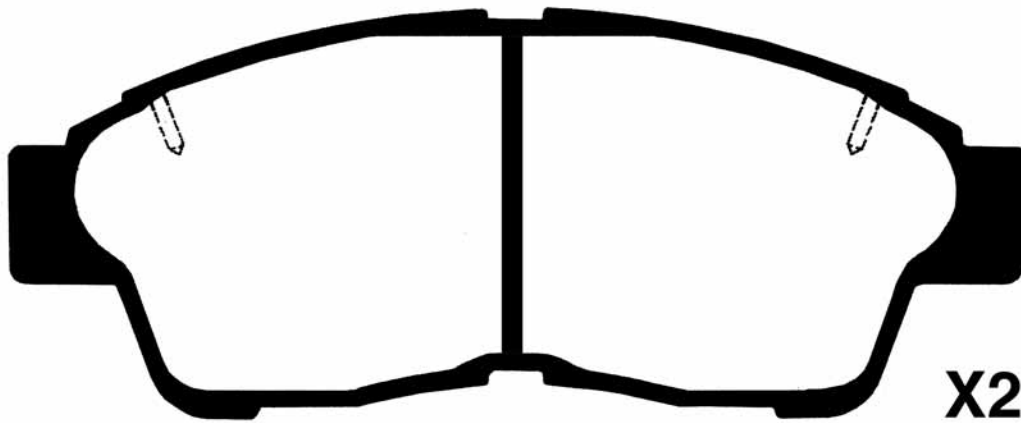
PA-259AF TOYOTA				WVA
	L	H	Th	20722
	99,1	39	14,5	

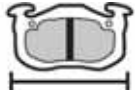




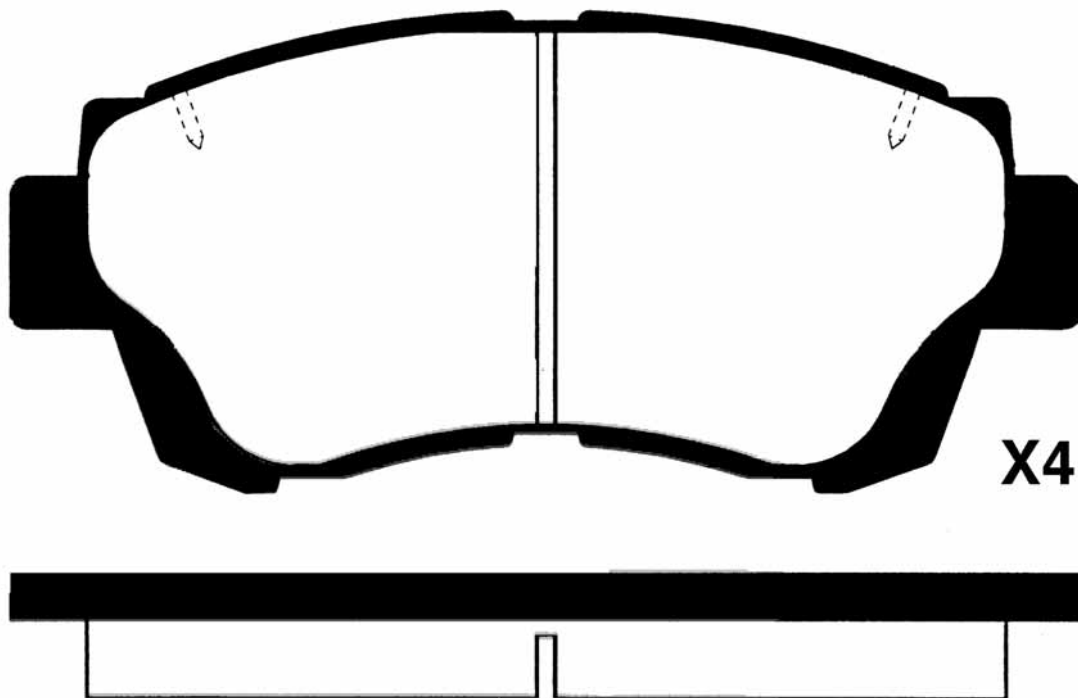
PA-263AF TOYOTA				WVA
	L	H	Th	
	141	55,8	16,4	21961






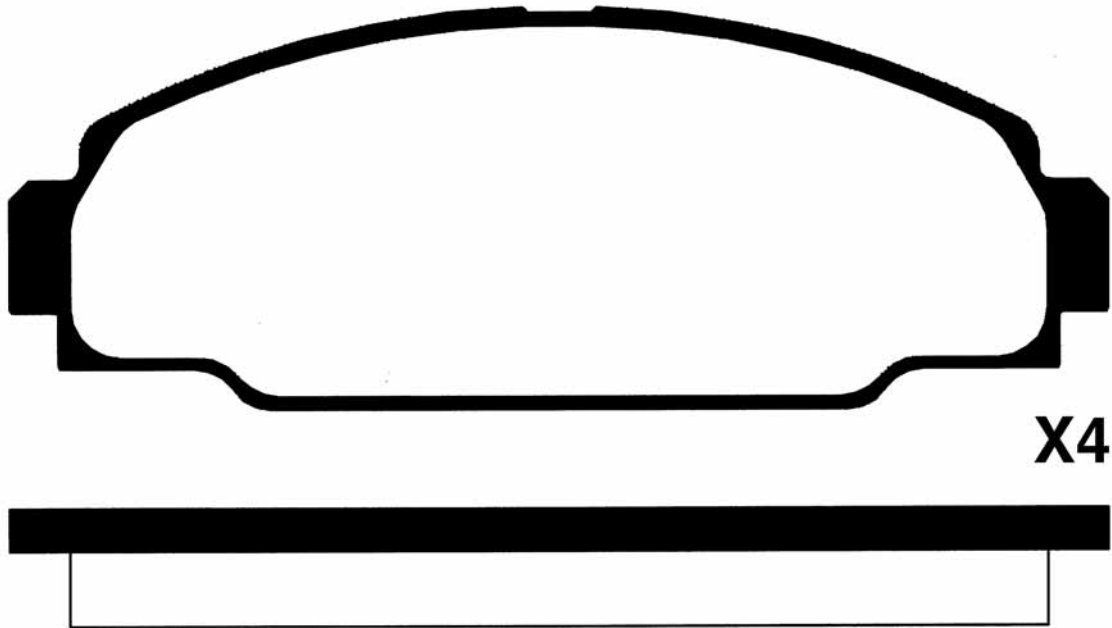
PA-264AF TOYOTA				WVA
	L	H	Th	
	133	52,7	17,4	21601





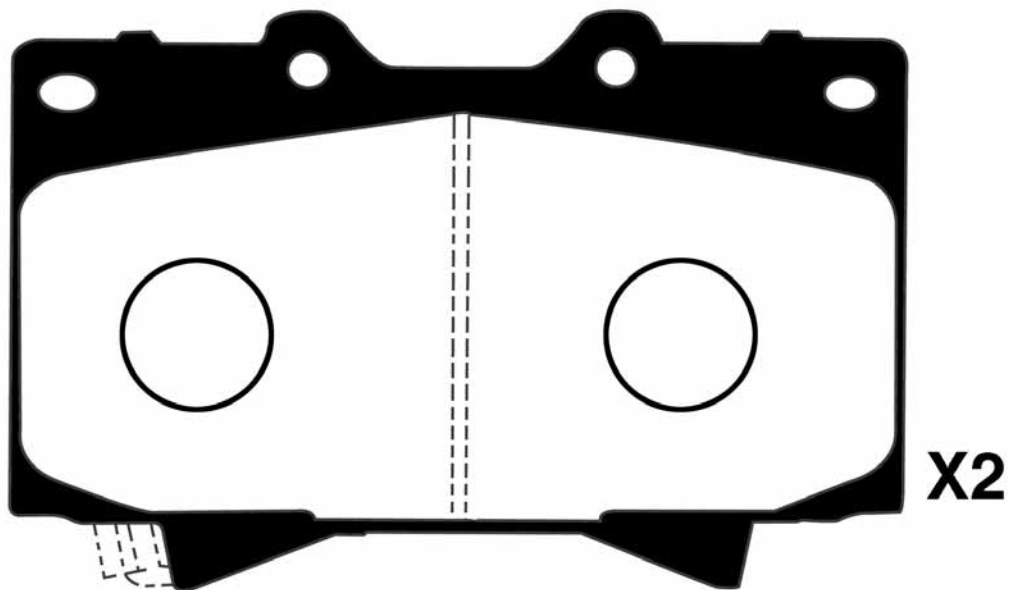
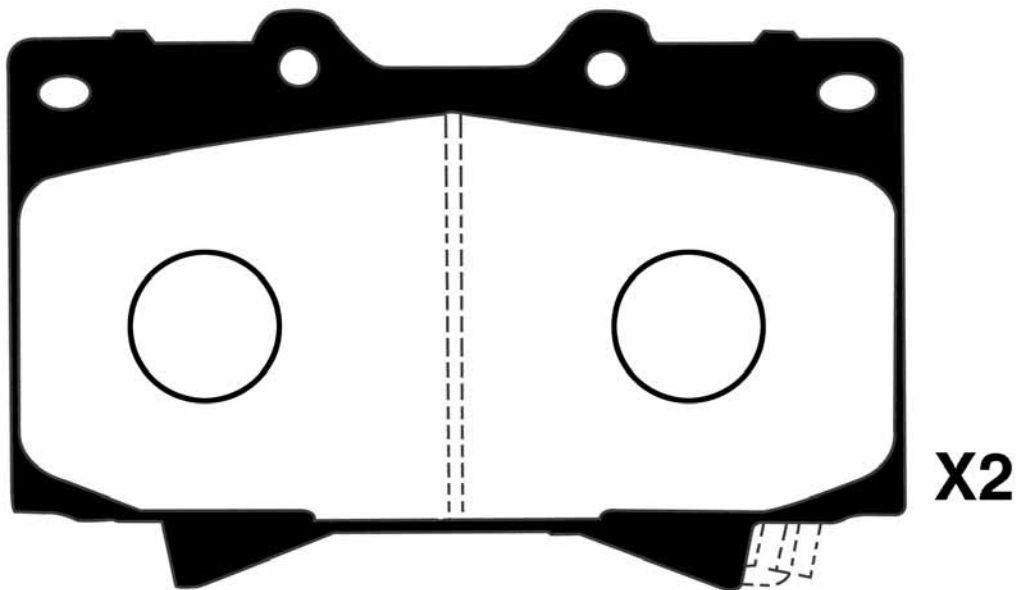
PA-265AF TOYOTA - LEXUS							WVA
	L 141	H 62,2	Th 16,8				

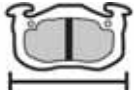




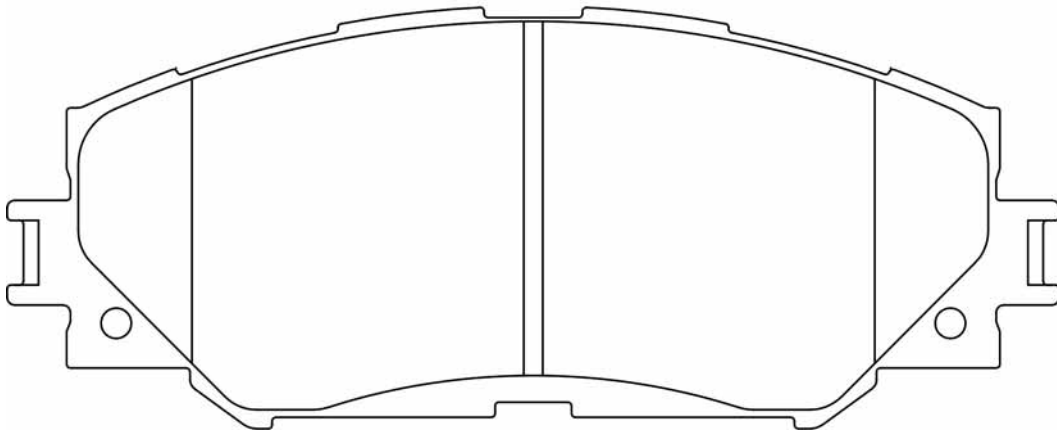
PA-267AF TOYOTA				WVA
	L 144	H 52,6	Th 15,3	21783






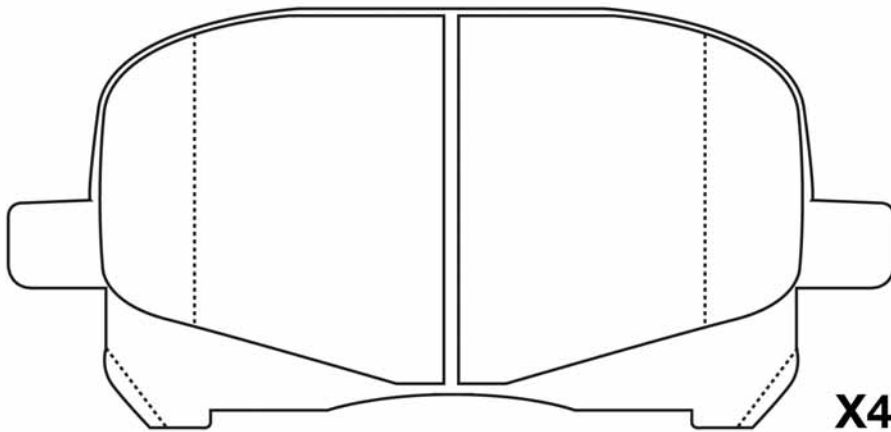
PA-268AF				WVA
	TOYOTA	L	H	
	119	78,4	17,3	






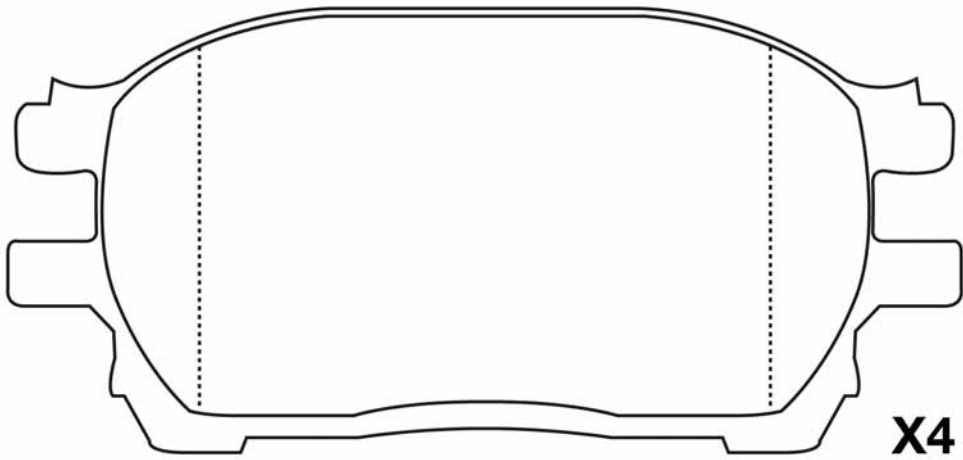
PA-269AF TOYOTA - SUBARU				WVA
	L	H	Th	
	139	56	17,5	24336




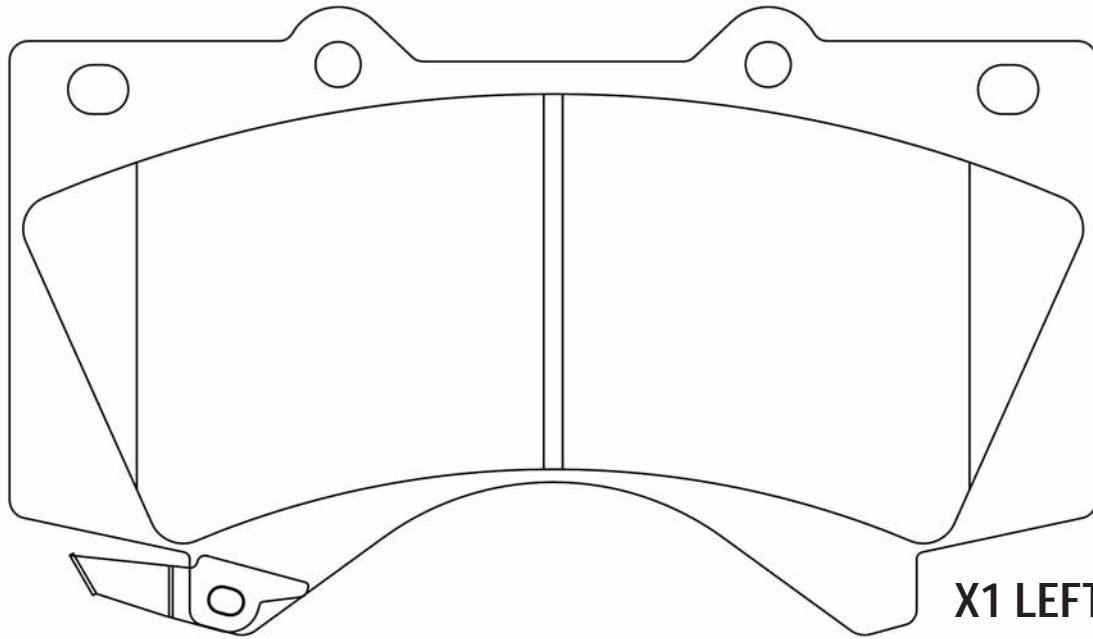
PA-270AF				WVA
	TOYOTA	L	H	Th
	116,8	59,6	17	23513



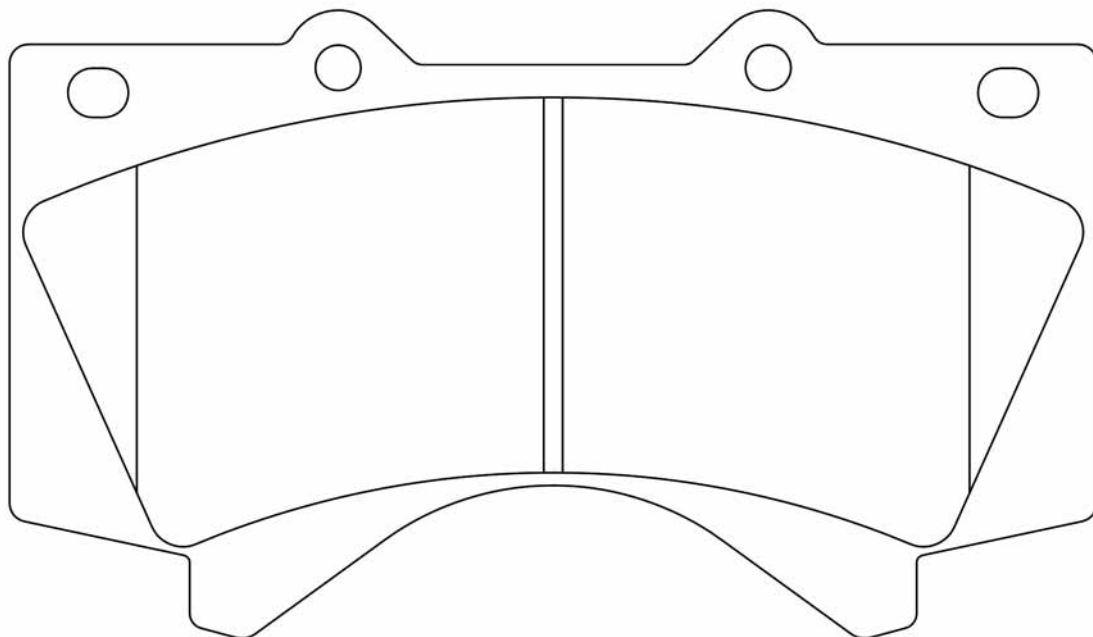
PA-271AF TOYOTA				WVA
	L	H	Th	
	125,6	59,5	16,6	23759



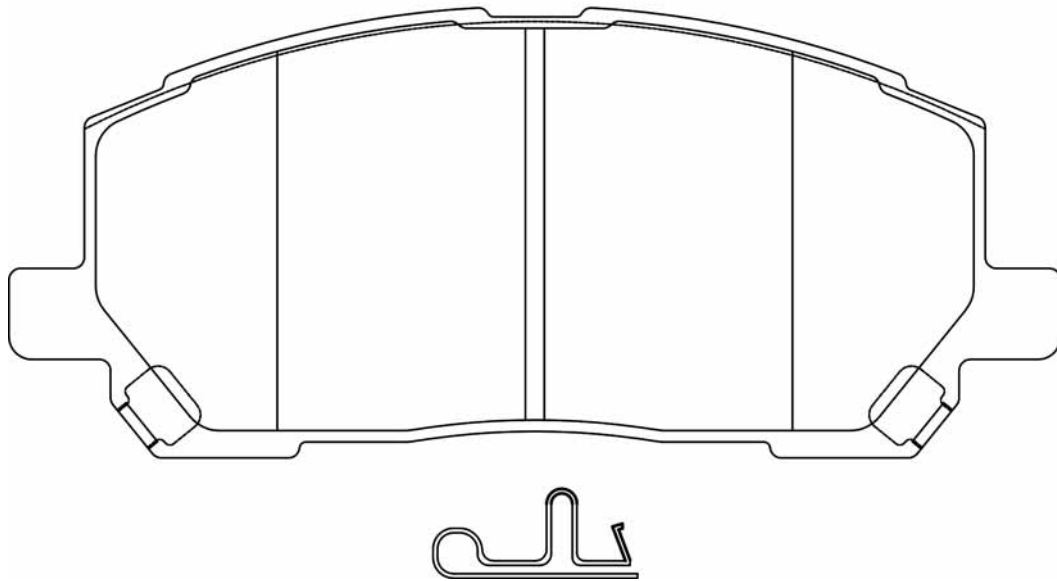
PA-272AF				WVA
	TOYOTA	L 144	H 84	Th 18
				24386

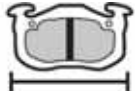




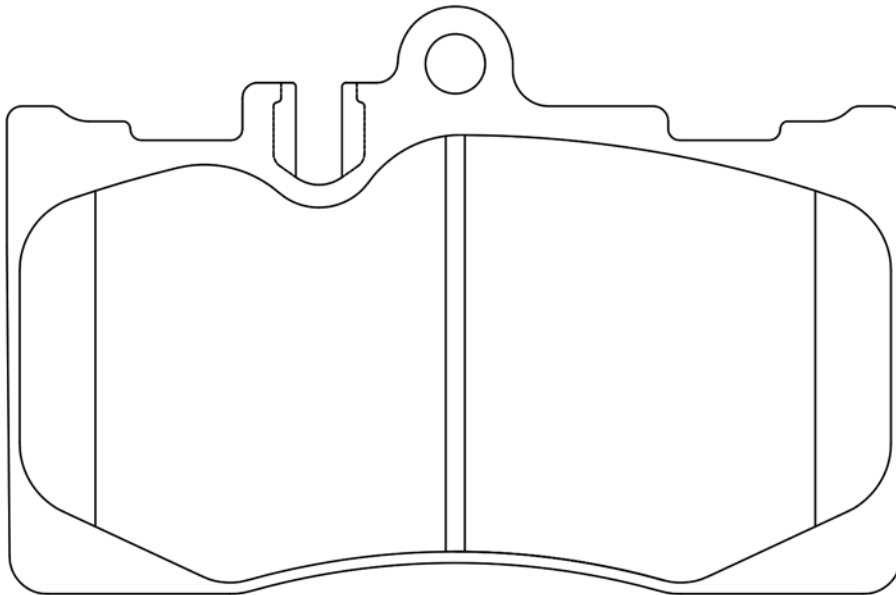
X1 LEFT
X1 RIGHT






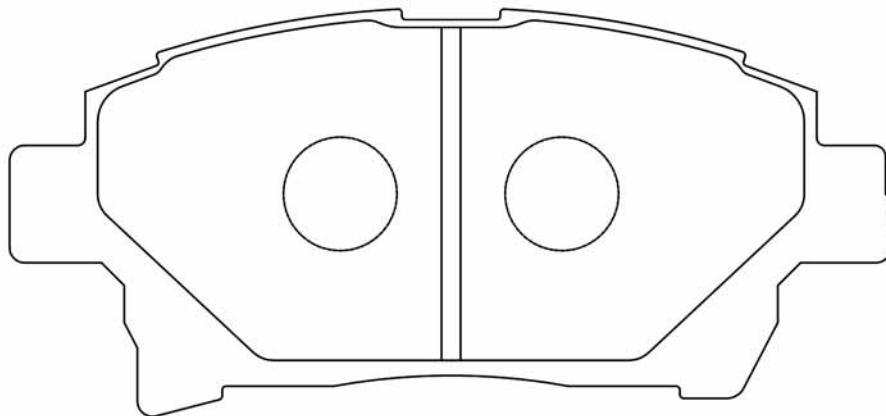
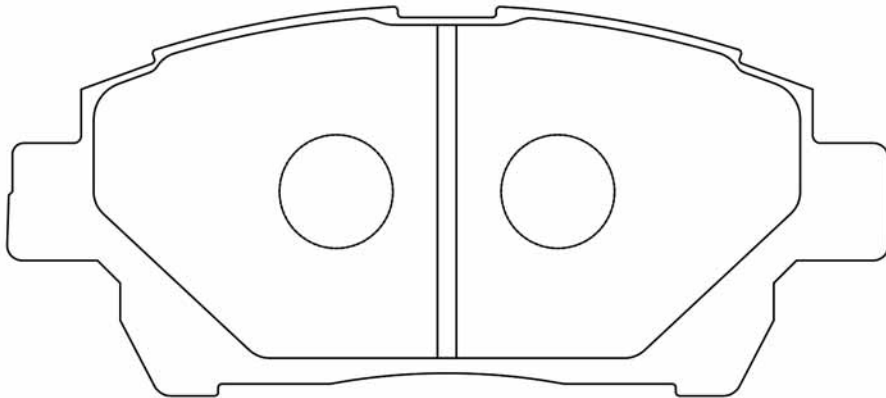
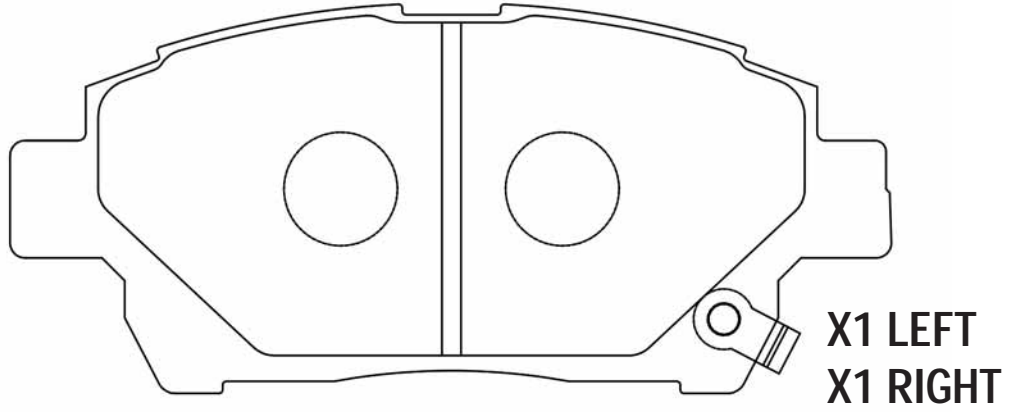
PA-273AF LEXUS				WVA
	L 139	H 59,5	Th 16,5	23331





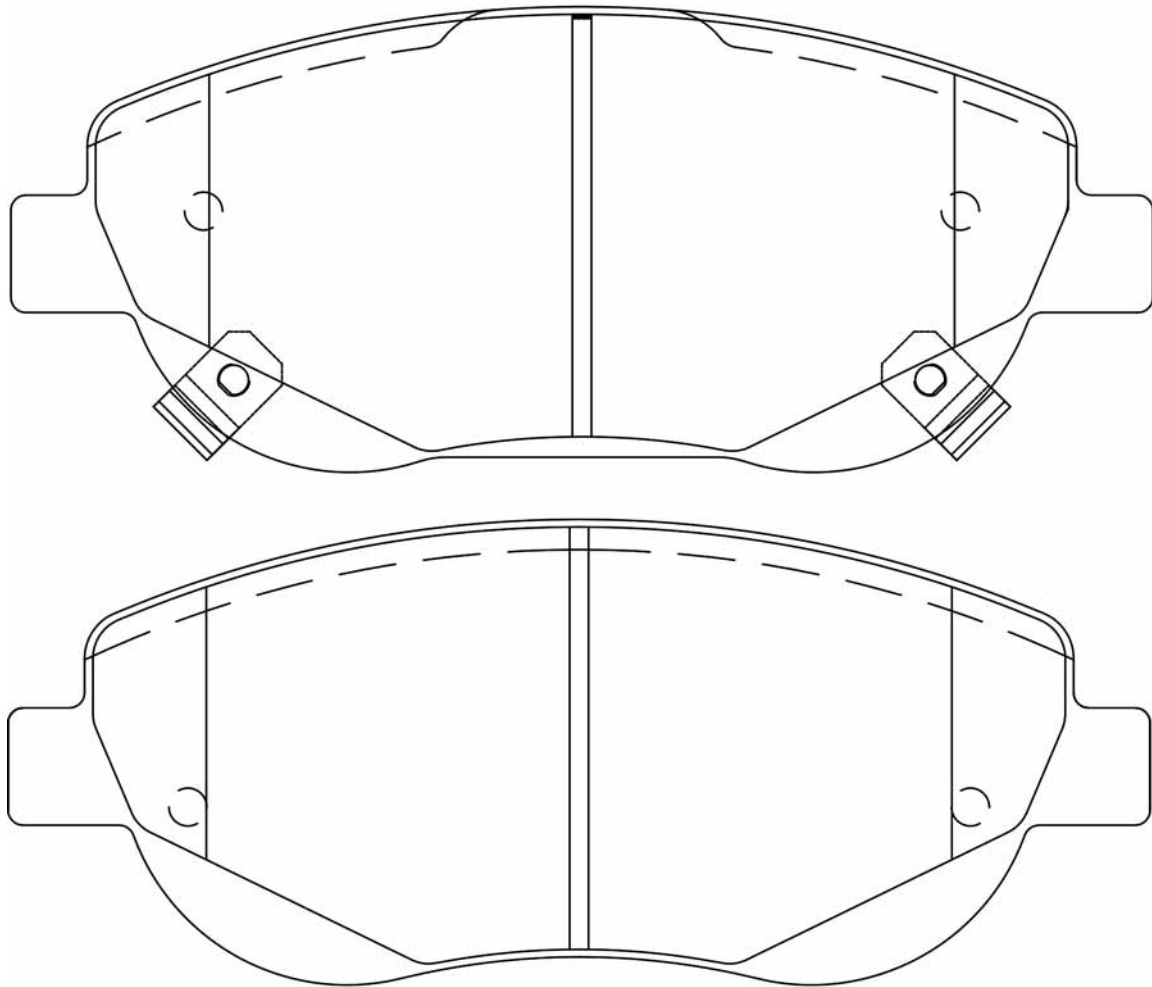
PA-274AF							WVA
	LEXUS	L	H	Th			
	119	77	16				

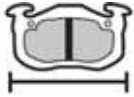




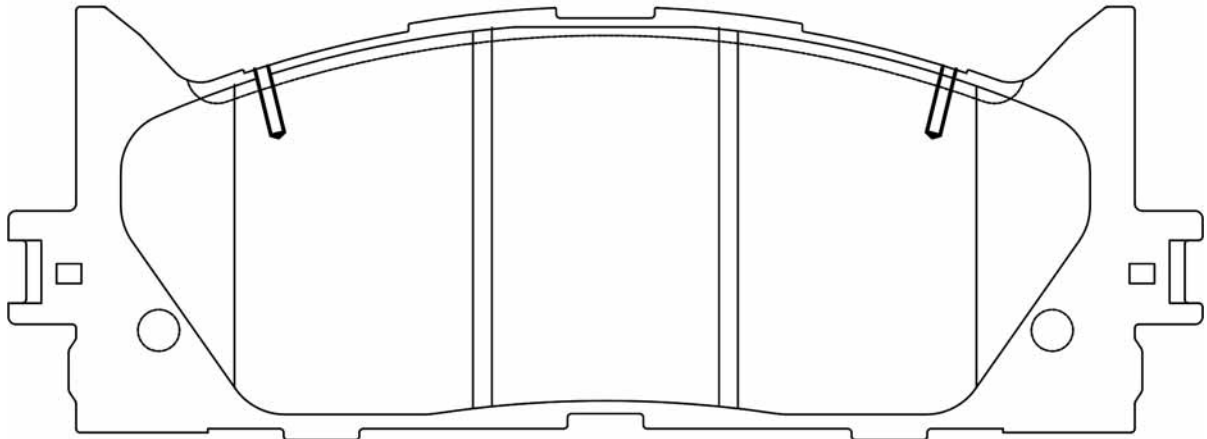
PA-275AF TOYOTA				WVA
	L	H	Th	
	117	54/51,6	17	24778

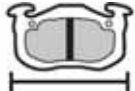




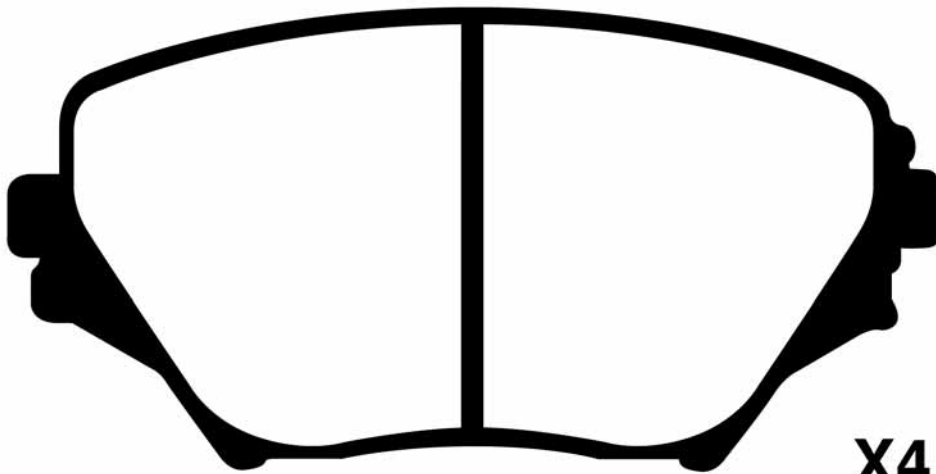
PA-276AF				WVA
	TOYOTA	L		
	151	61	19	24946



PA-277AF TOYOTA				WVA
	L	H	Th	
	157,7	57	17,6	24350

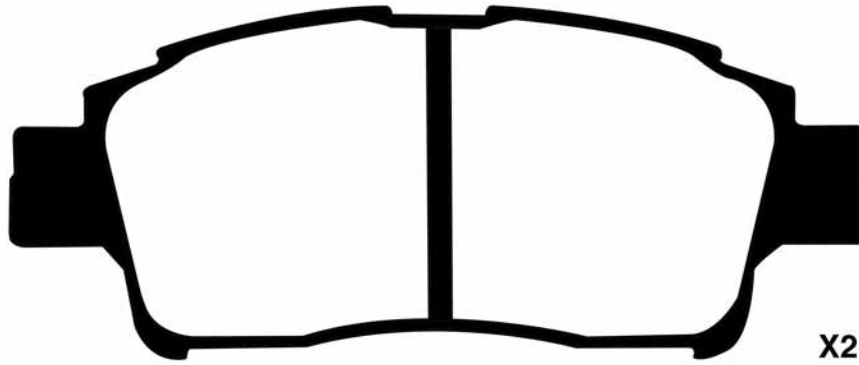


PA-280AF							WVA
	TOYOTA	L	H	Th			
	123	60,4	17			23585	

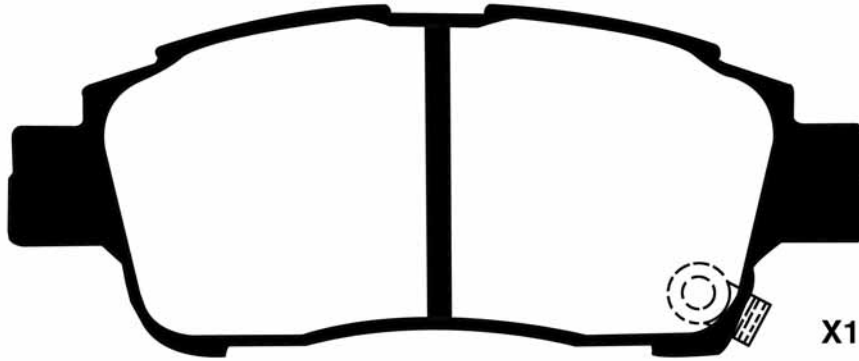


X4

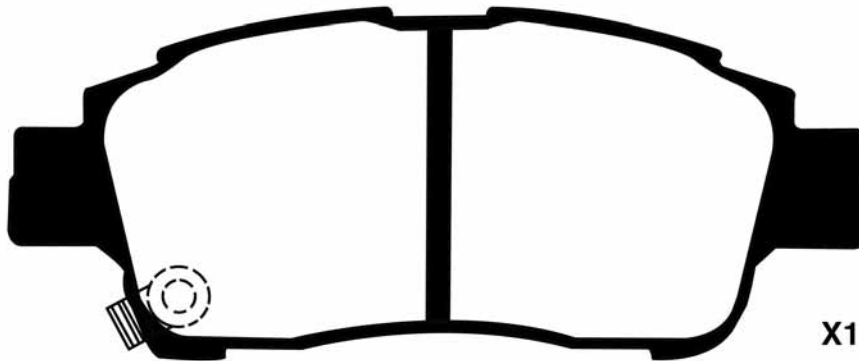
PA-281AF TOYOTA				WVA
	L 112,5	H 46,5	Th 16	23349



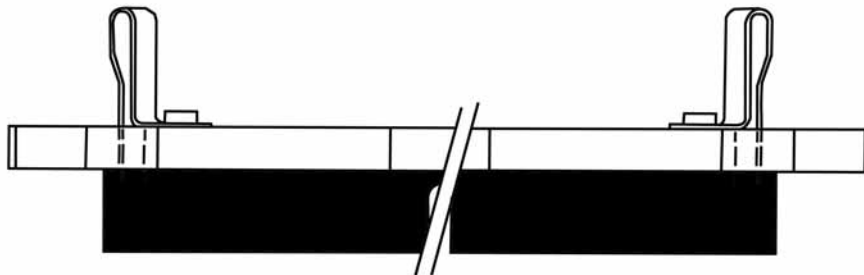
X2




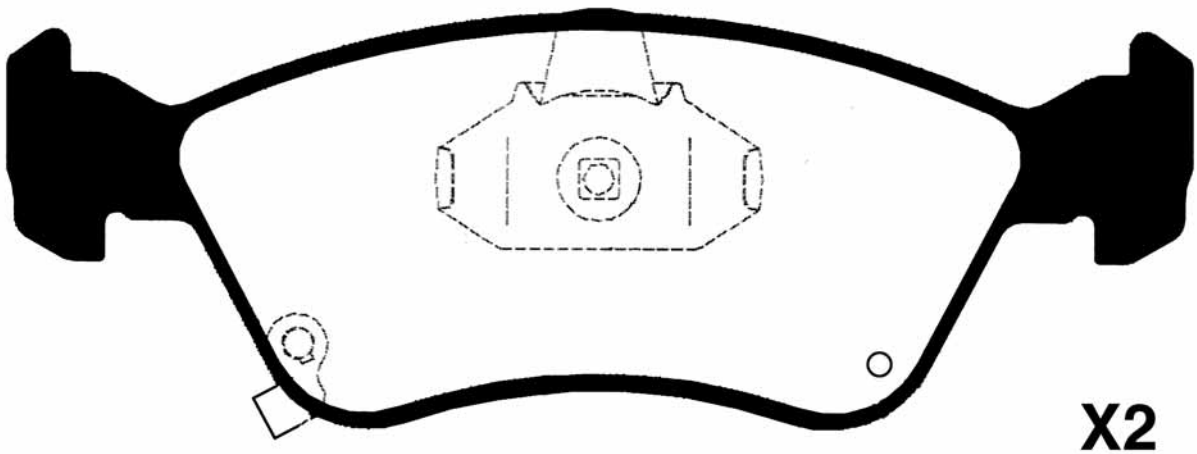

X1






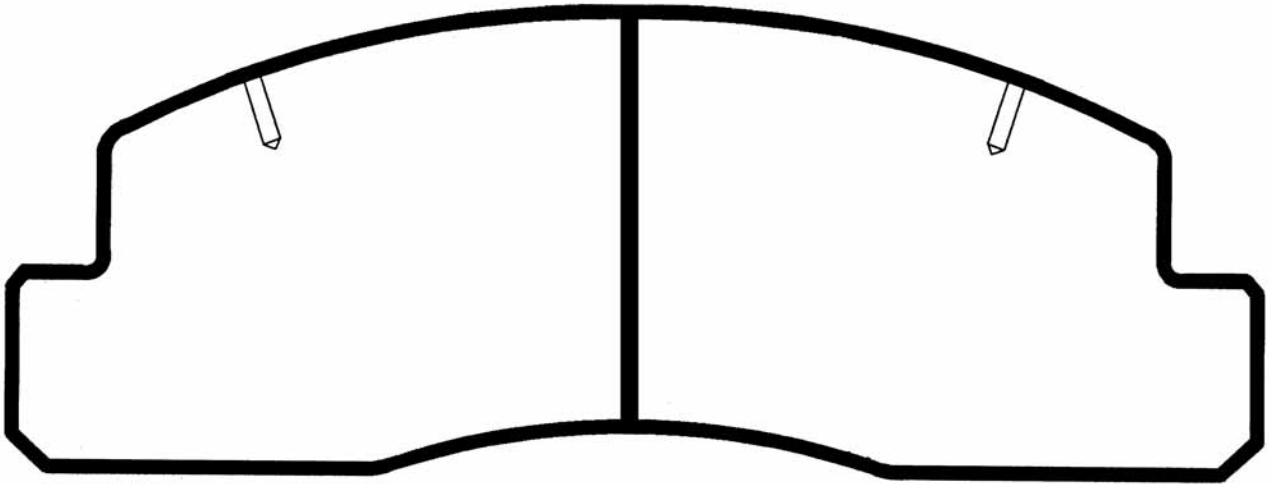
X1





PA-282AF				WVA
	TOYOTA	L	H	Th
	156,1	54,7	16,8	21976

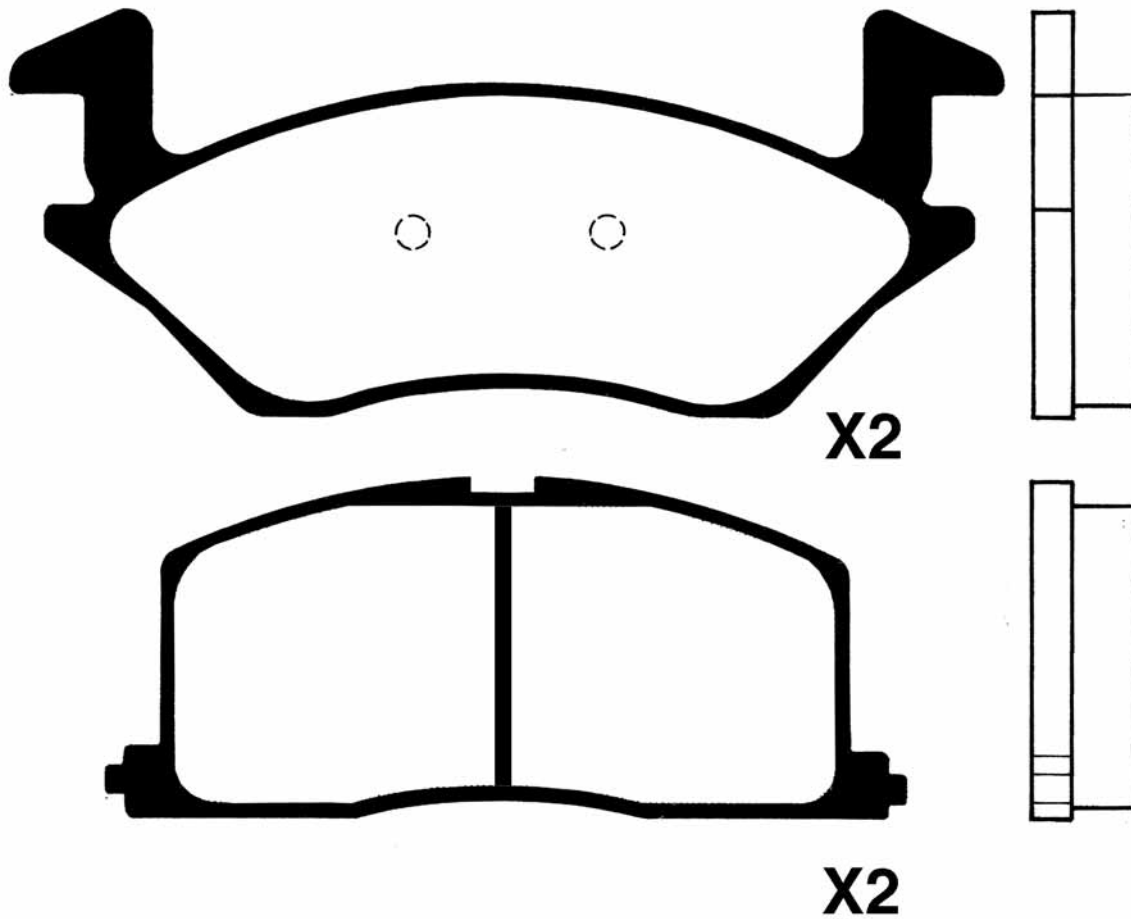


PA-283AF TOYOTA				WVA
	L 166,5	H 63,3	Th 17,6	

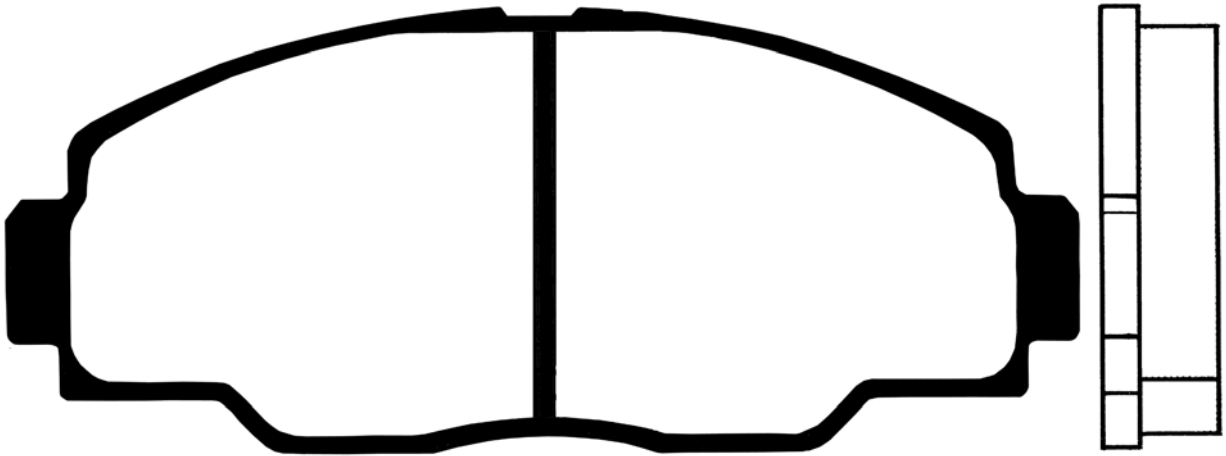


X4



PA-284AF				WVA
	TOYOTA	L	H	
	106,2/132,2	46/54,7	12,7	21949

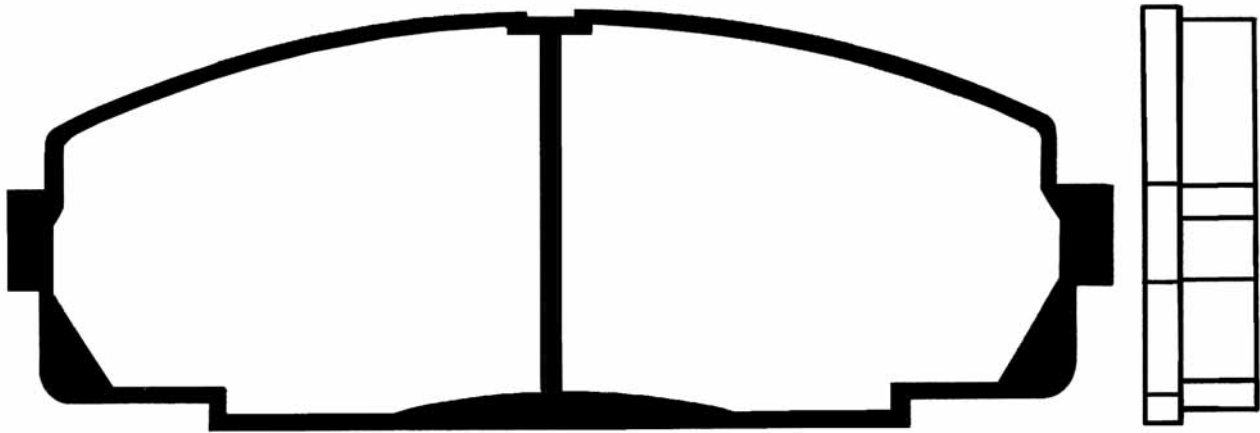


PA-285AF TOYOTA				WVA
	L 144,4	H 56,9	Th 15,3	21855



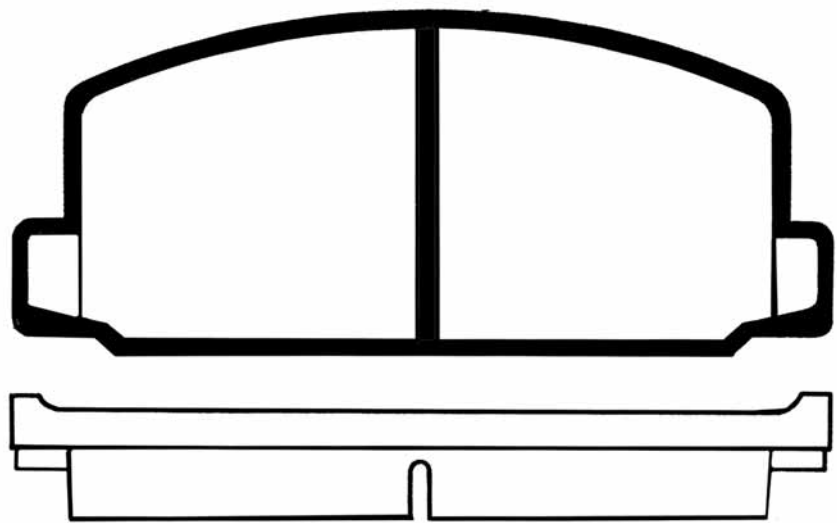
X4

PA-286AF				WVA	
	TOYOTA	L	H	Th	
	145,5	56,7	15,2	21468	

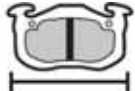




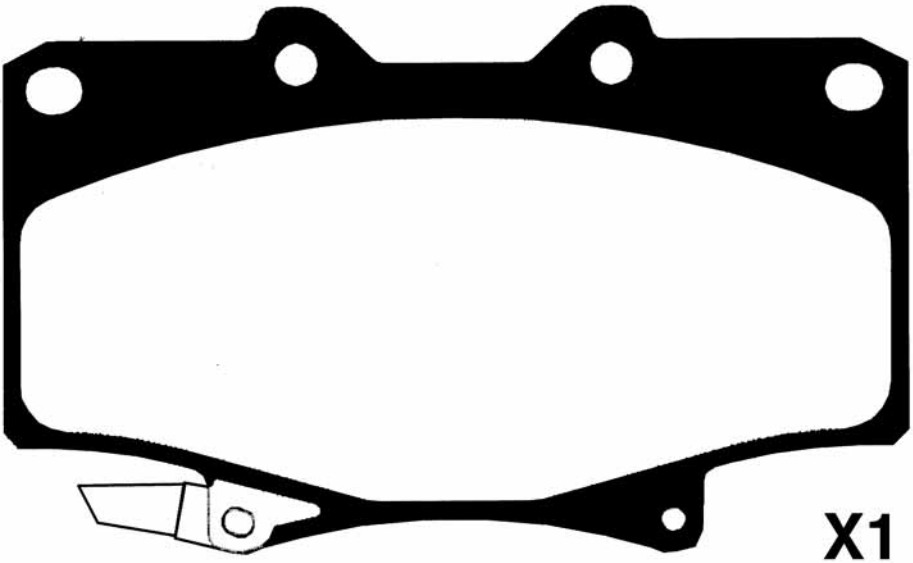
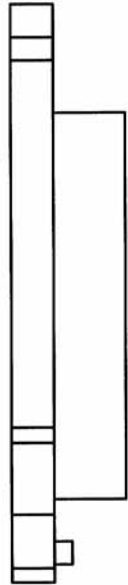

X4

PA-287AF TOYOTA - DAIHATSU				WVA
	L 109/107	H 47/49	Th 13	20867

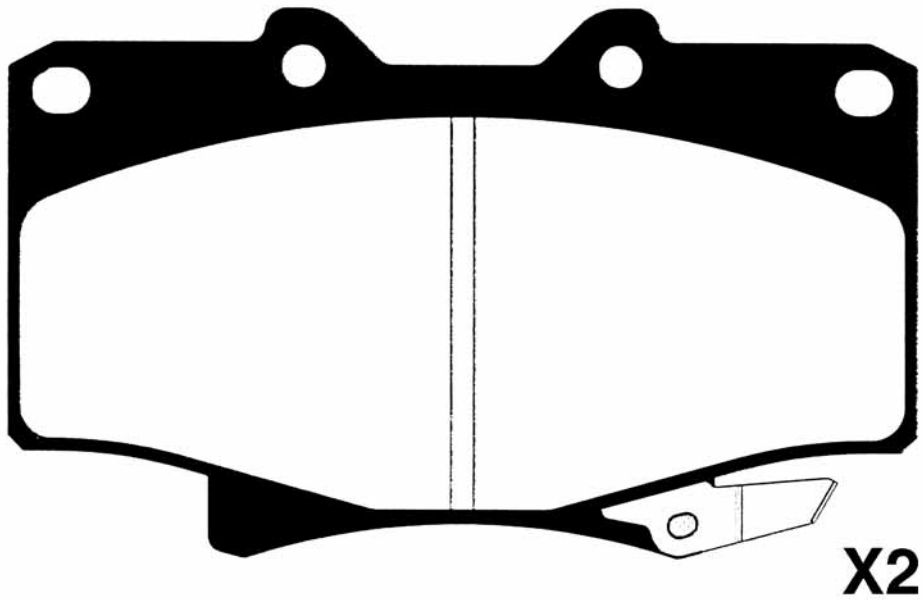
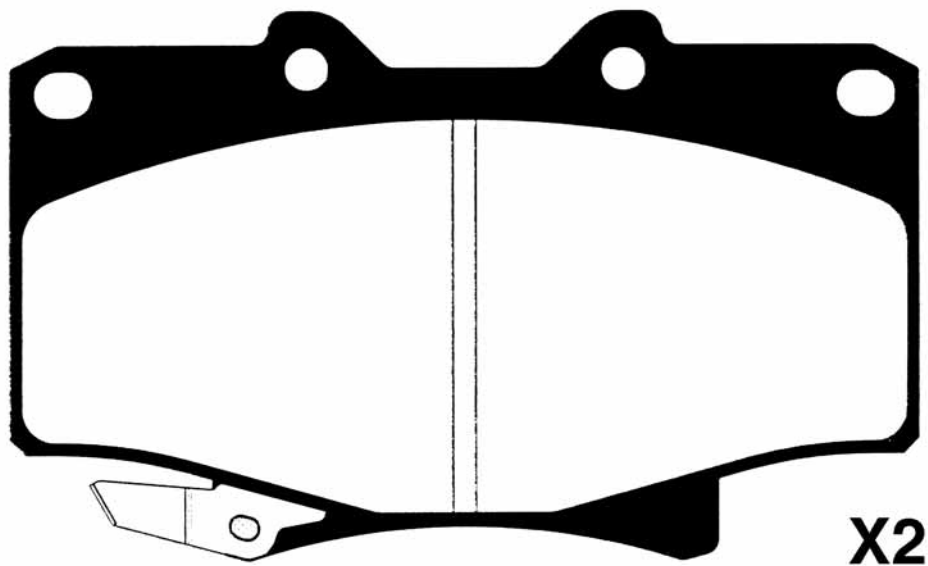


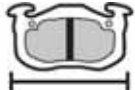


X4

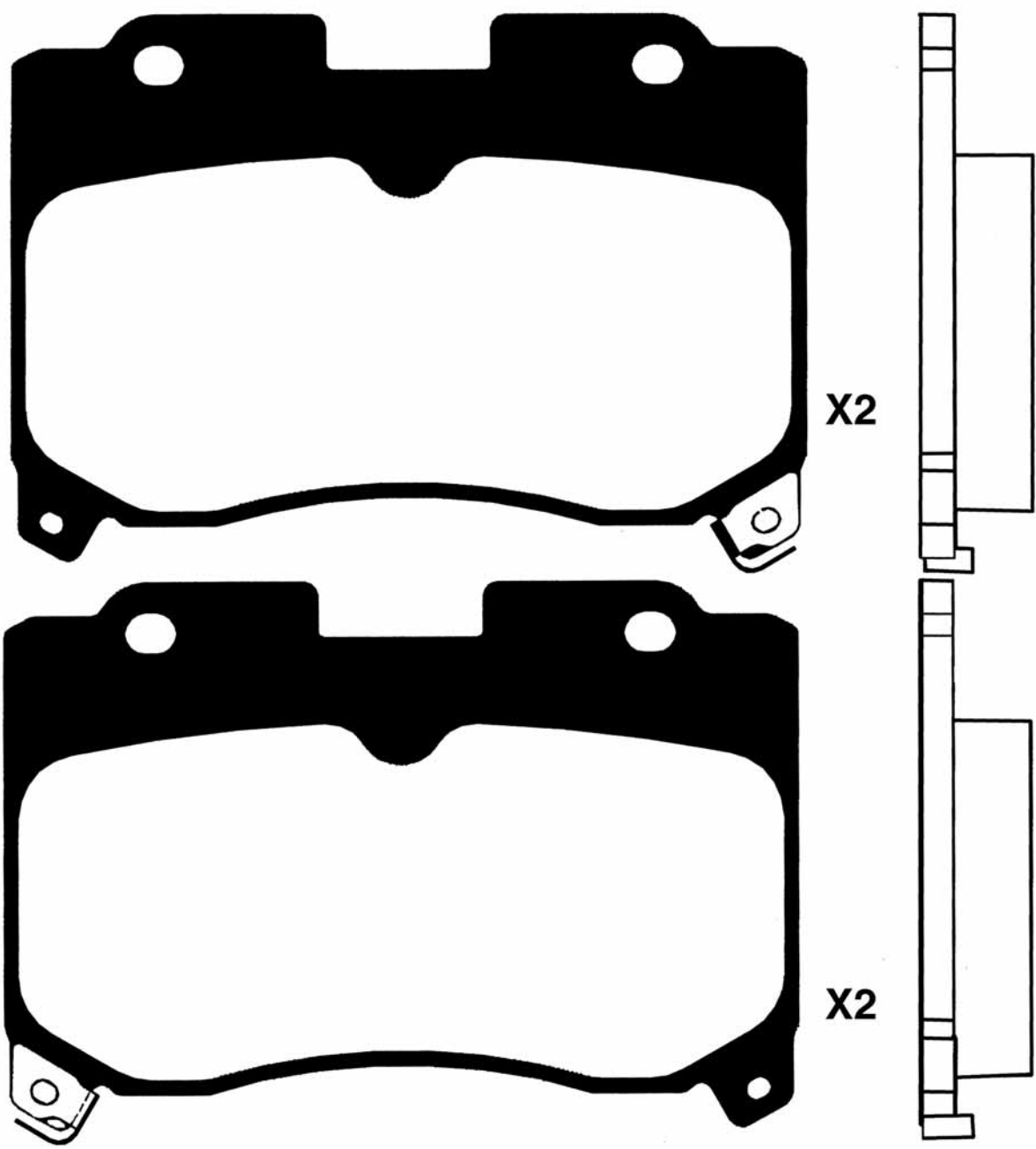
PA-291AF						WVA
	TOYOTA	L	H	Th		
	119	72/76,9	15			





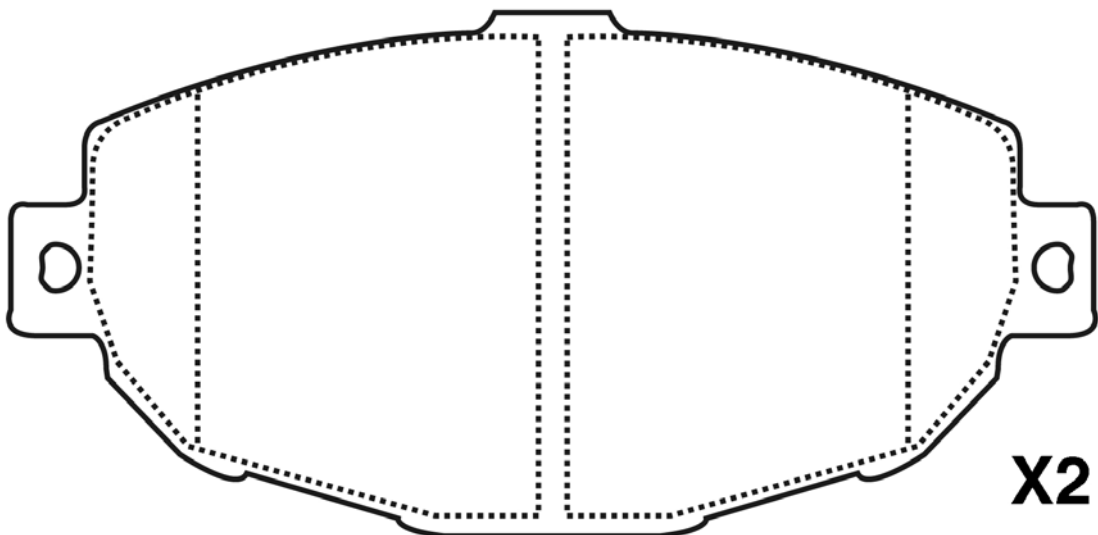
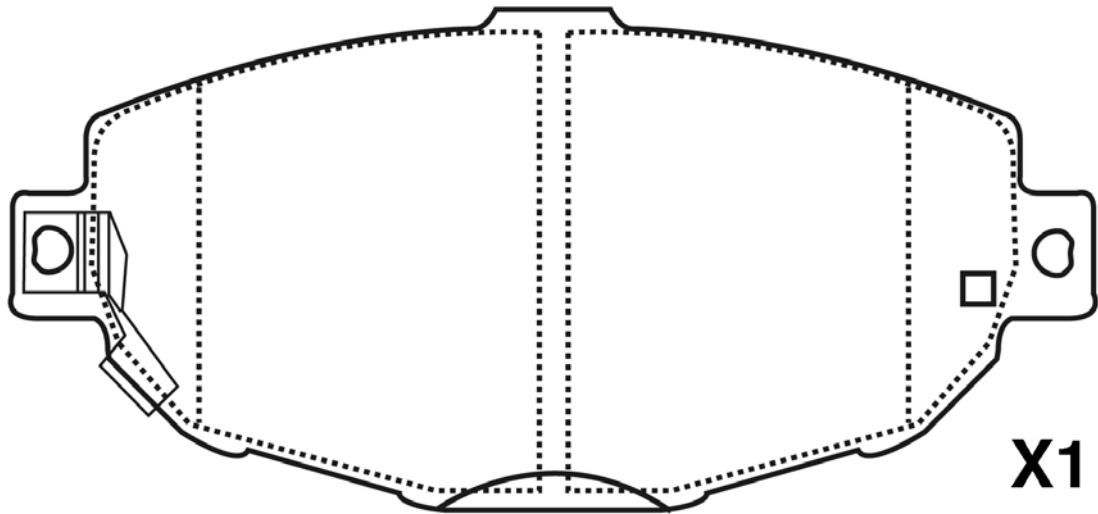
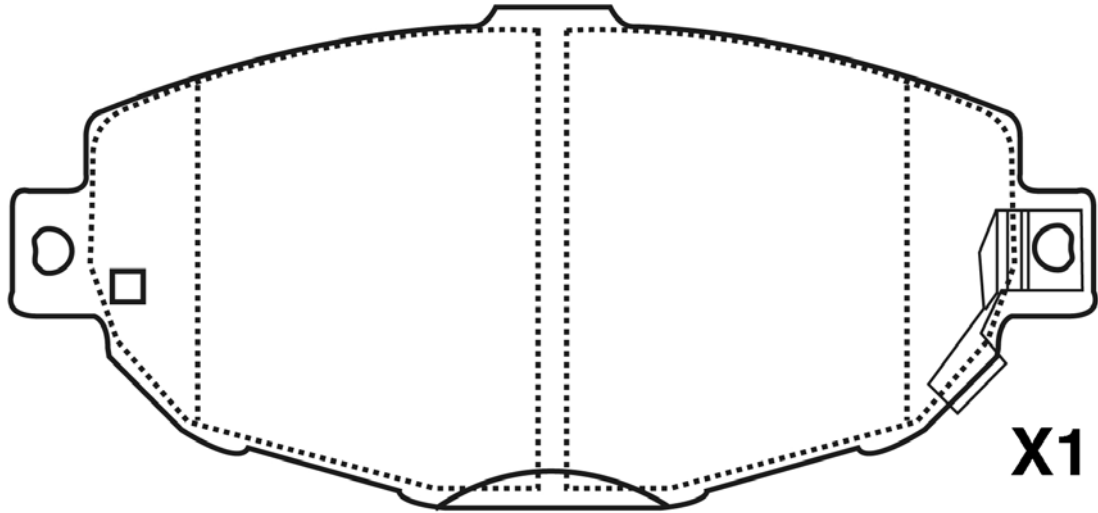
PA-292AF TOYOTA				WVA 21776
	L 119,4	H 72	Th 14,4	




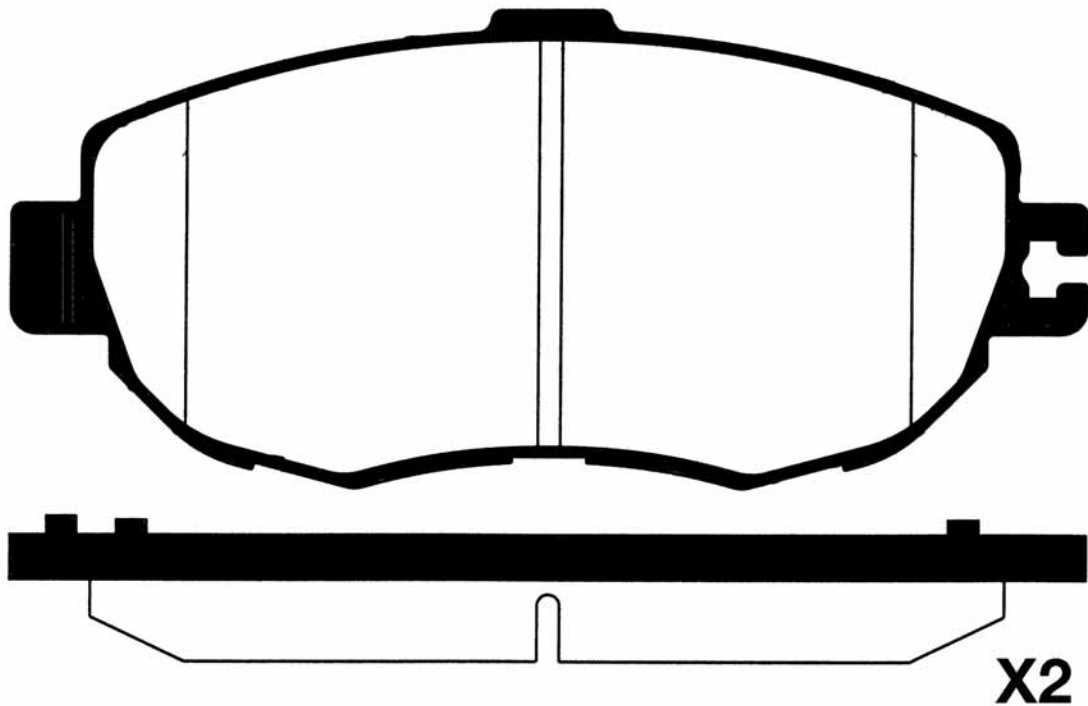
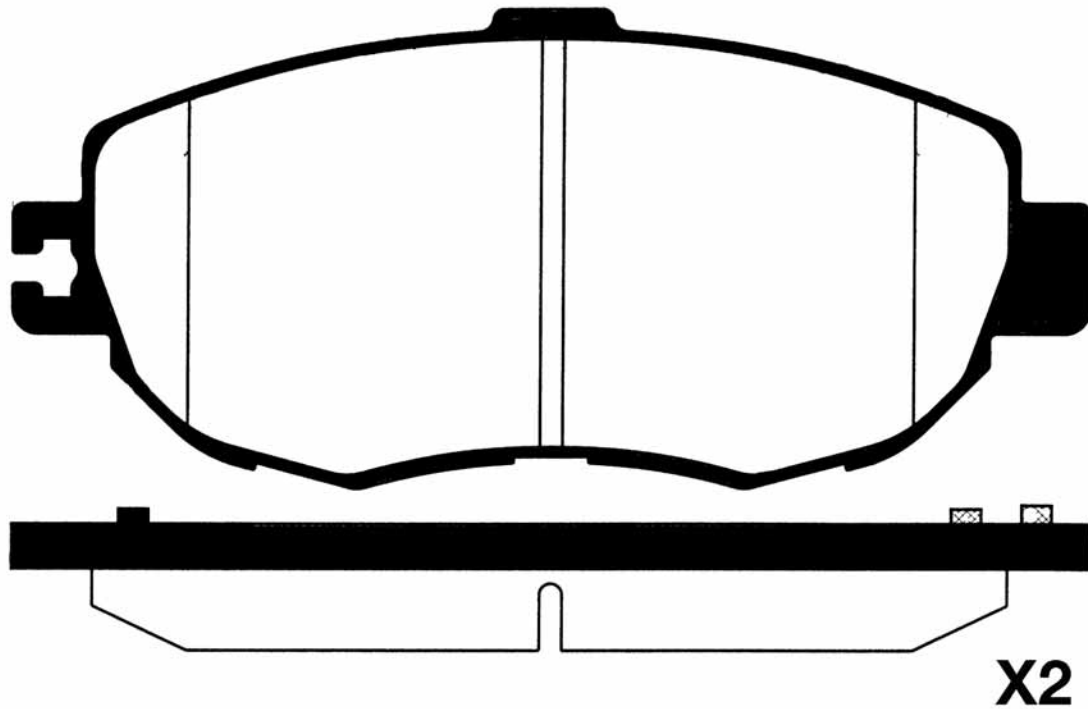
PA-293AF						WVA
	TOYOTA	L	H	Th		
	119	81,8	16,9	21957		



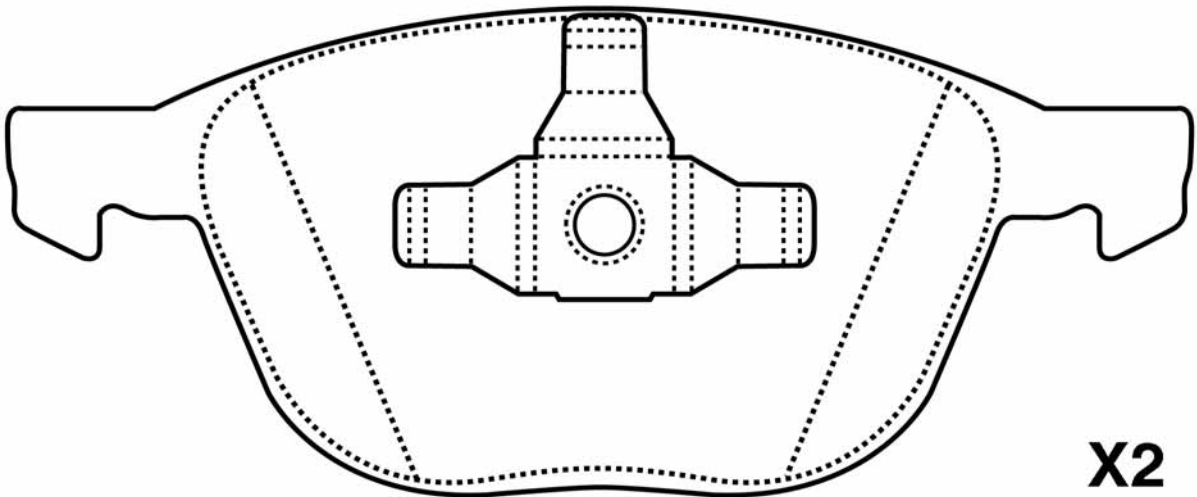
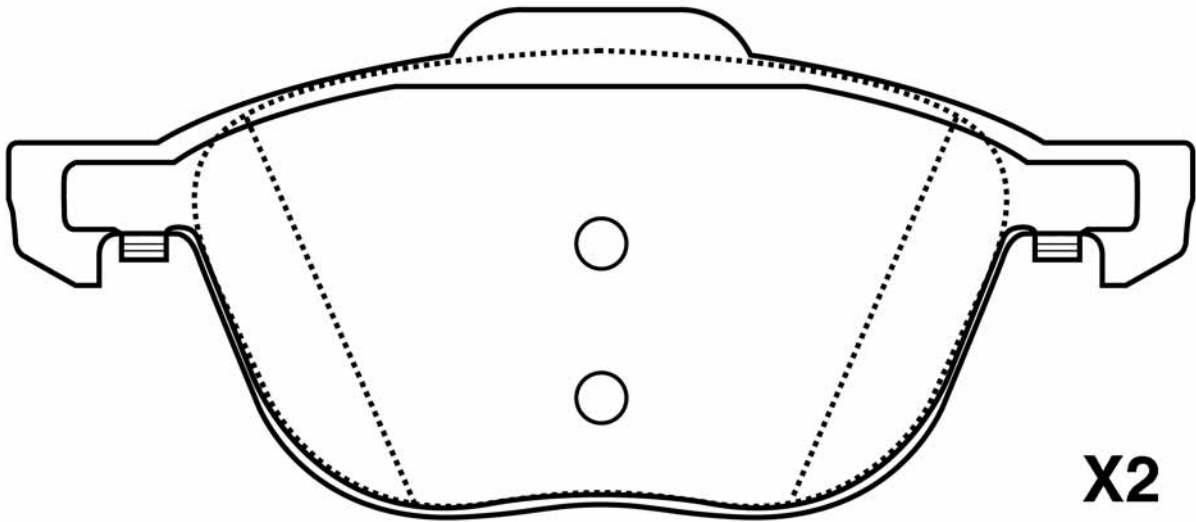
PA-294AF LEXUS - TOYOTA				WVA
	L 144	H 68,3	Th 16,8	





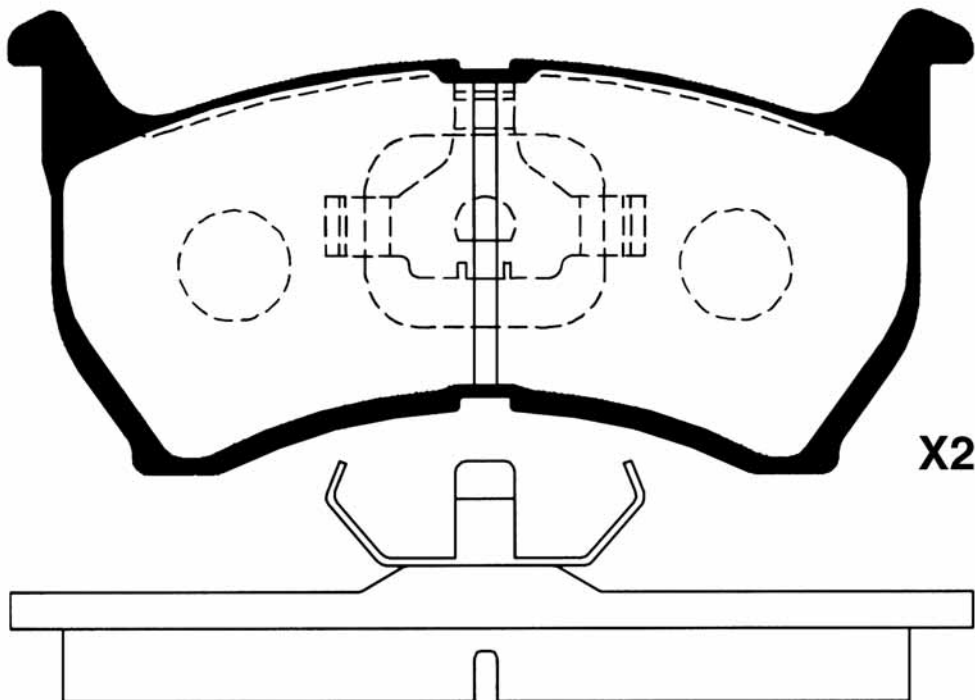
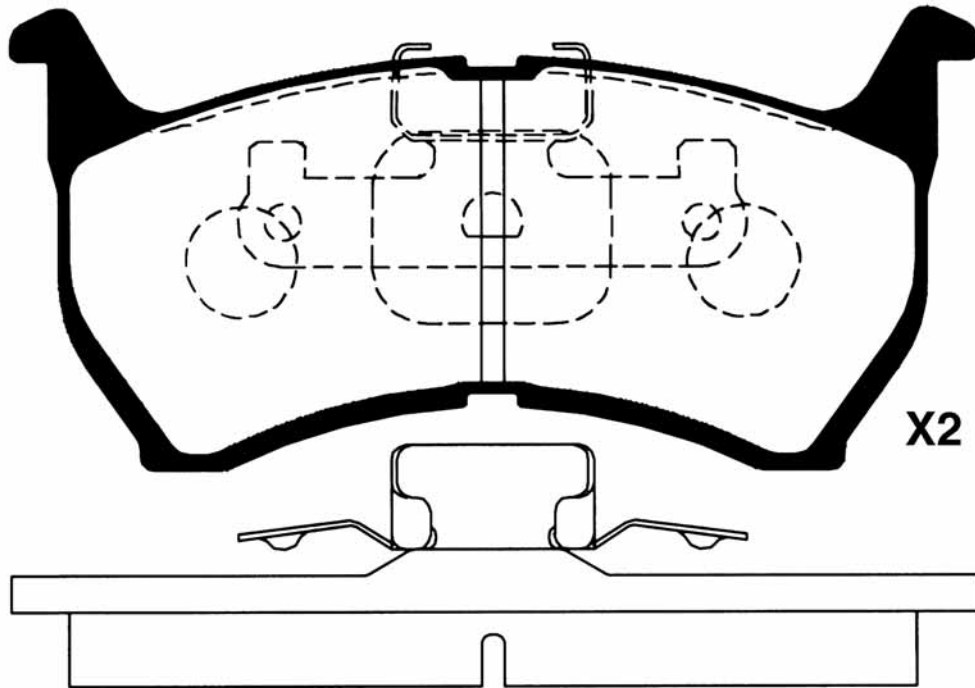
PA-295AF LEXUS				WVA
	L 144	H 64	Th 16,8	21490




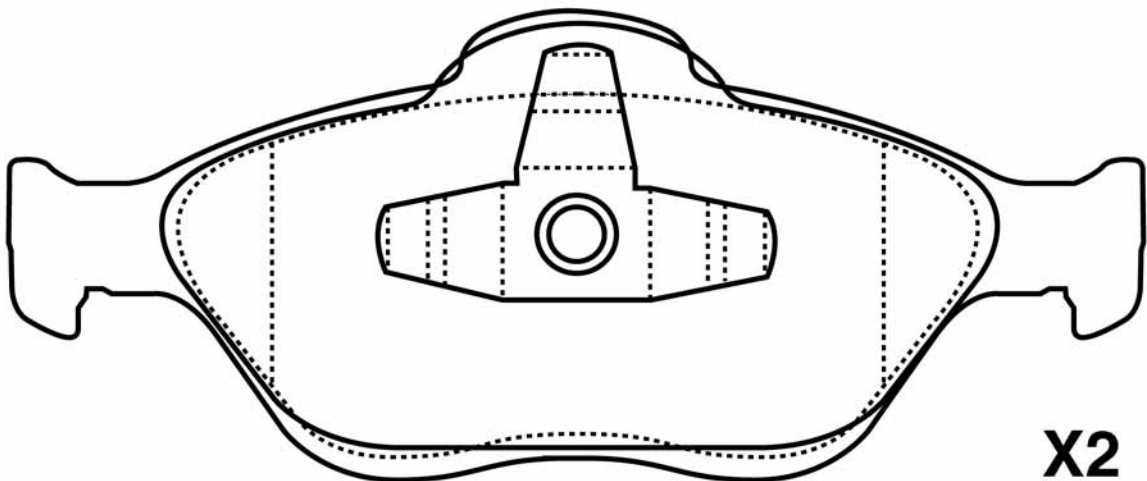
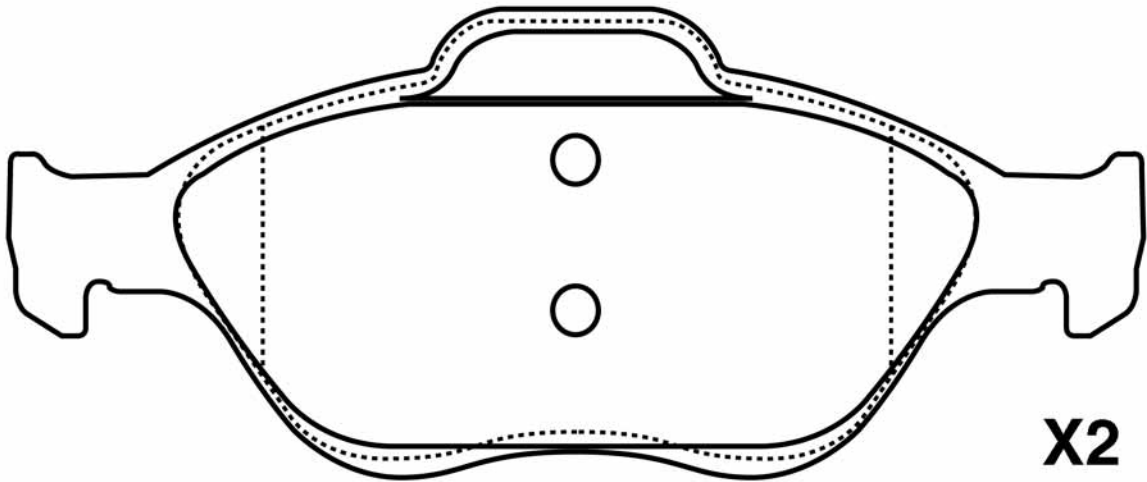
PA-300AF LEXUS - MAZDA				WVA 23723
	L	H	Th	
	156	67/62,5	17	



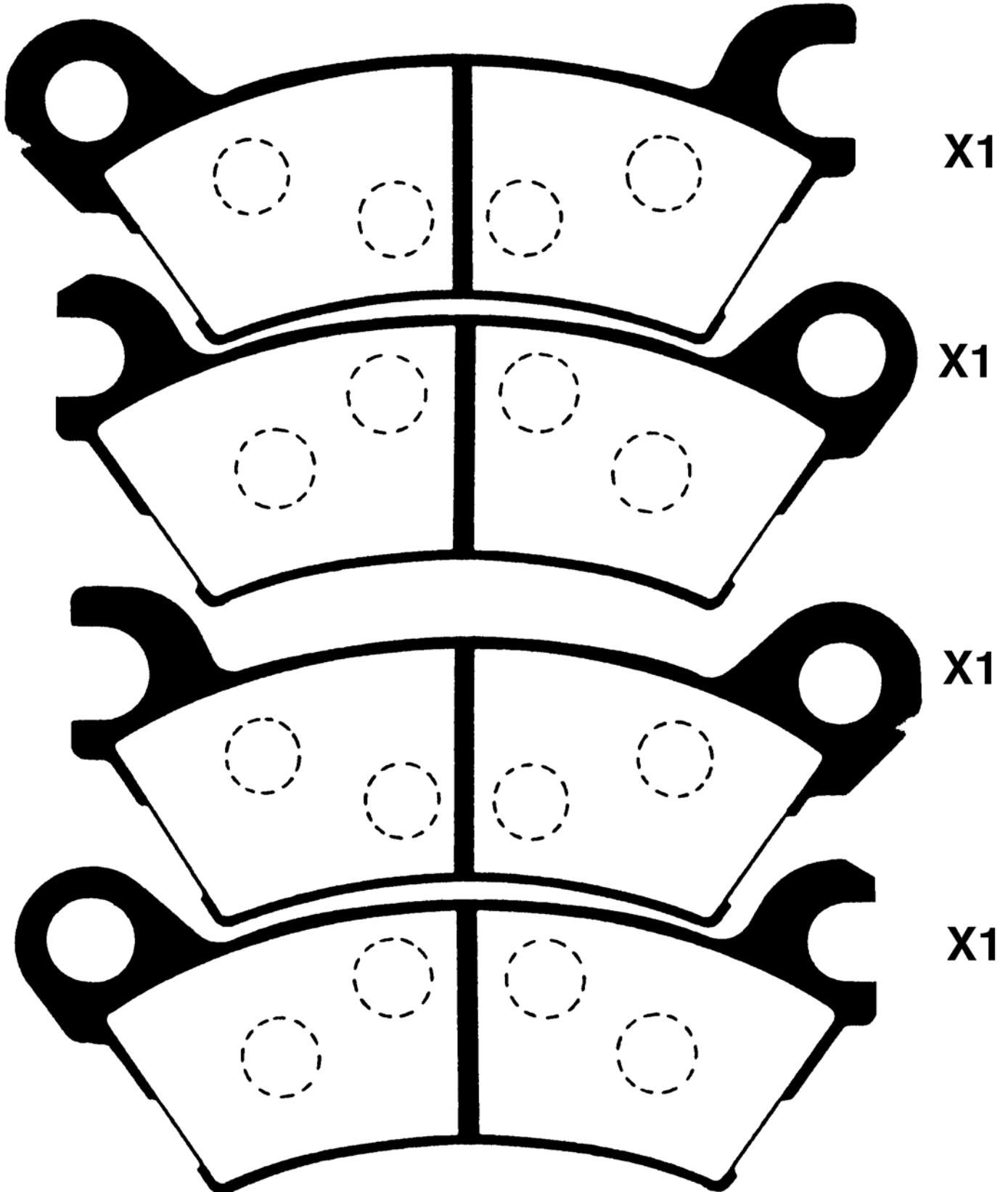
PA-301AF MAZDA				WVA
	L 129,7	H 60,9	Th 14,9	21168






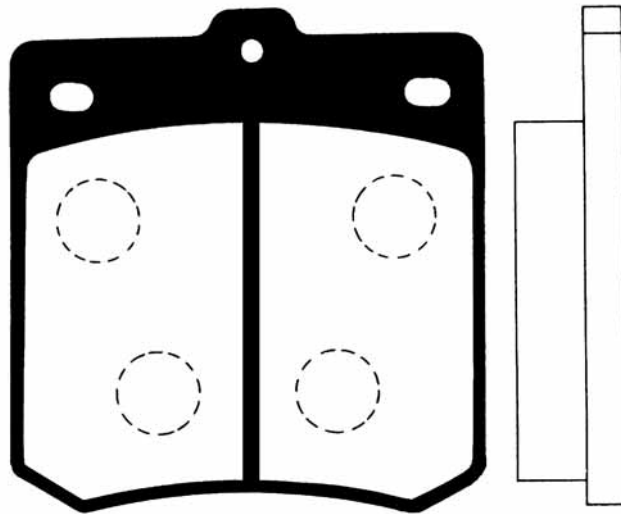
PA-302AF				WVA
	MAZDA	L	H	
	151,1/150,3	58,4/61,4	17,4	



PA-303AF							WVA
	MAZDA	L	H	Th			
	156,2	62	14,8			21037	

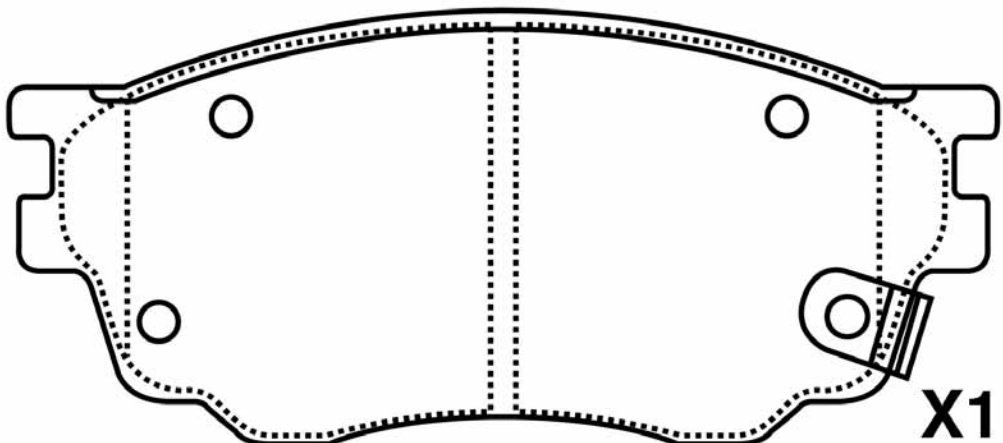
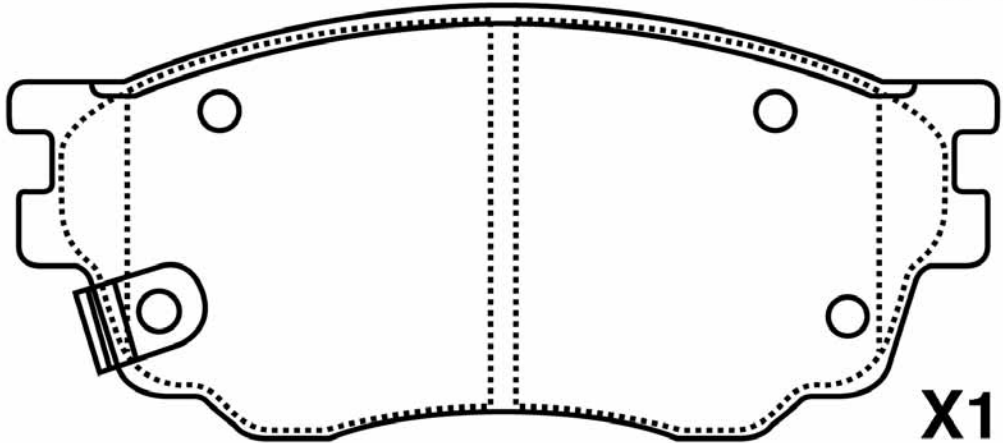
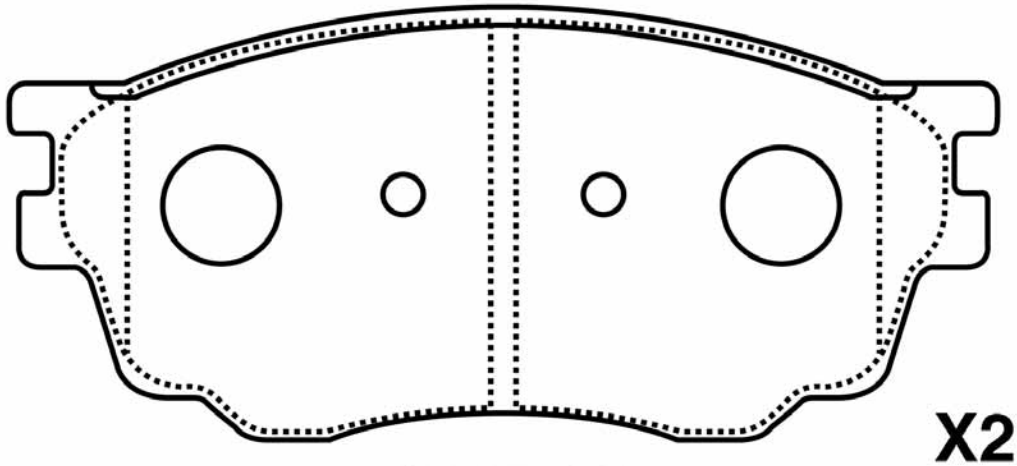





PA-304AF MAZDA				WVA
	L 63	H 67,7	Th 14	20251

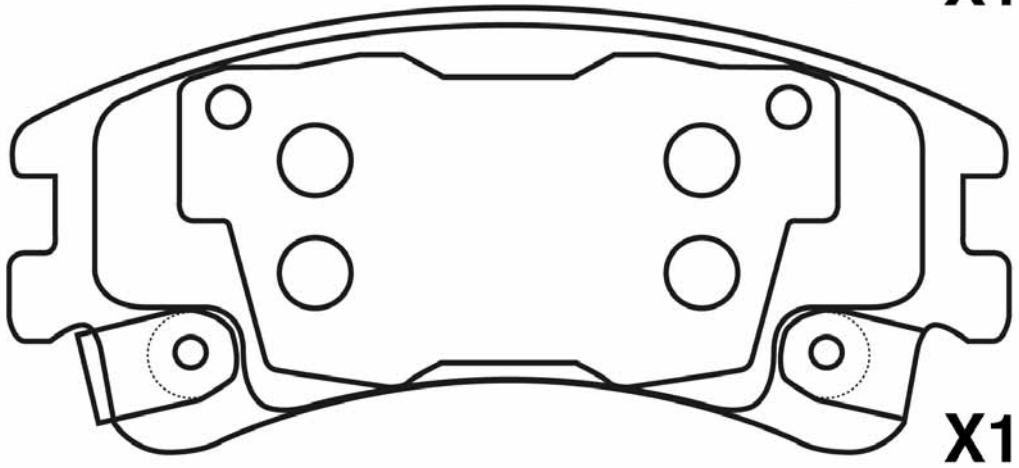
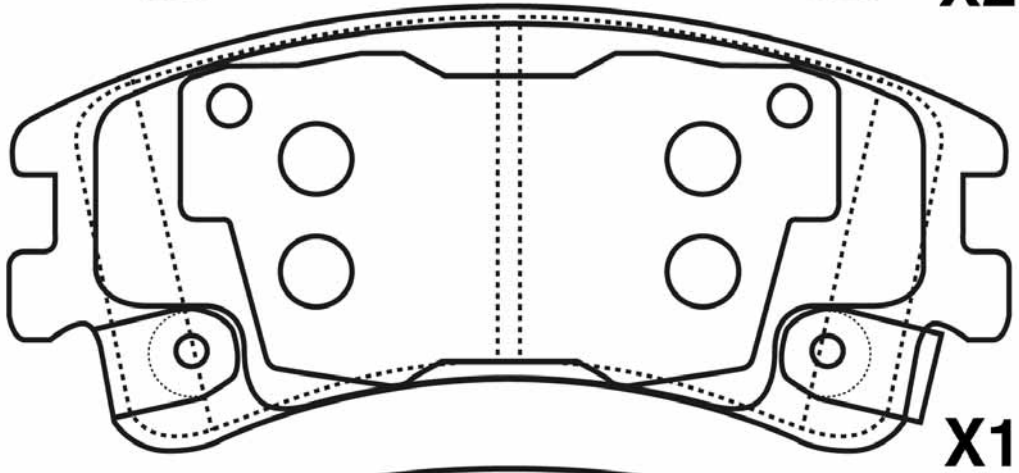
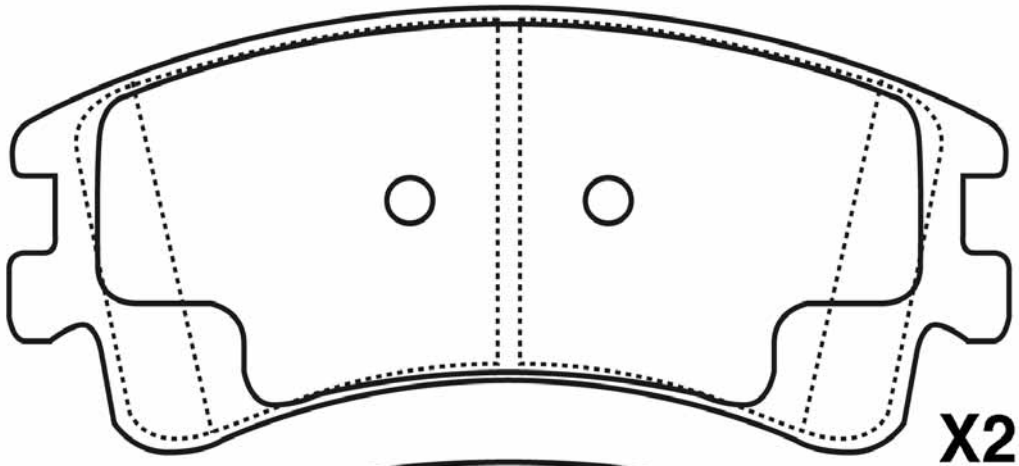


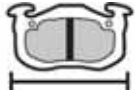


X4

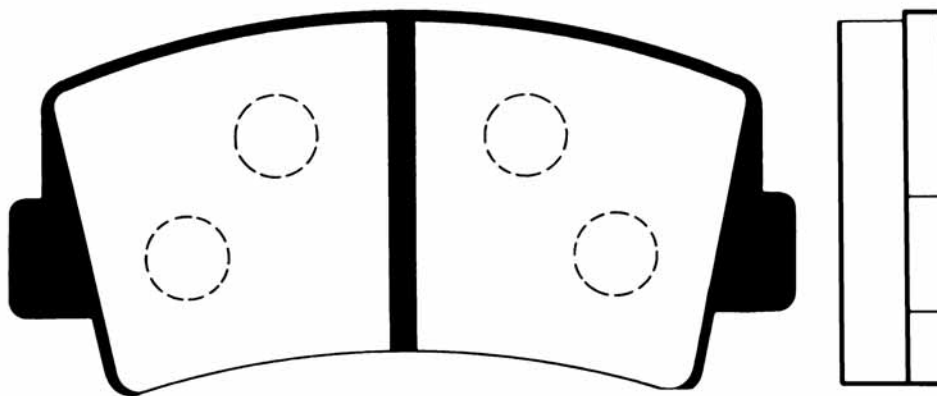
PA-305AF							WVA
	MAZDA	L	H	Th			
	131,5	56,2	17,2			24246	



PA-307AF MAZDA				WVA
	L	H	Th	
	132,6	60,3	17,8	24046

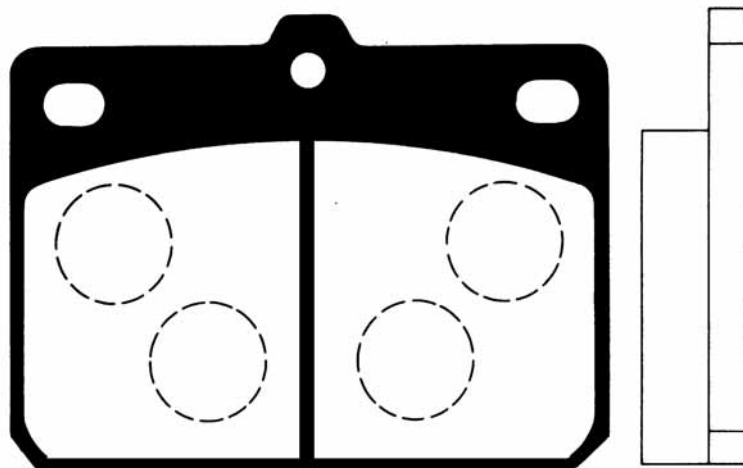


PA-308AF							WVA
	MAZDA	L	H	Th			
	108,7	51,4	13,8			20312	

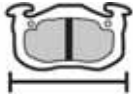




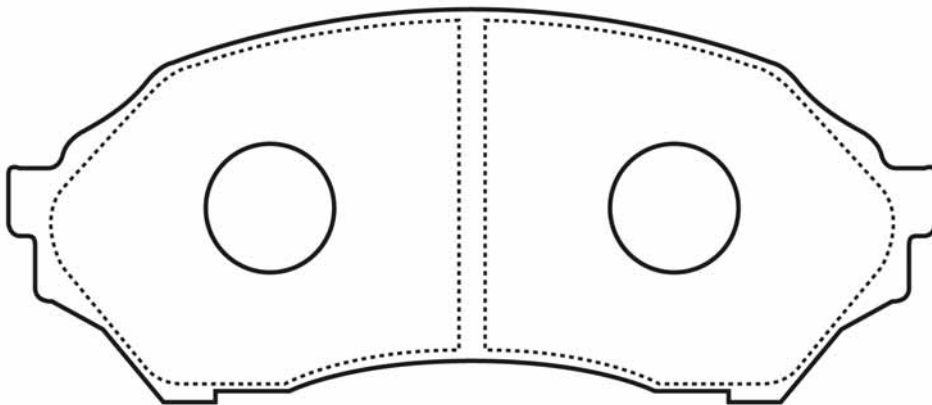
X4

PA-310AF DAIHATSU - HYUNDAI - MITSUBISHI - TOYOTA -				WVA
	L	H	Th	20519
	79	60,3	13,9	






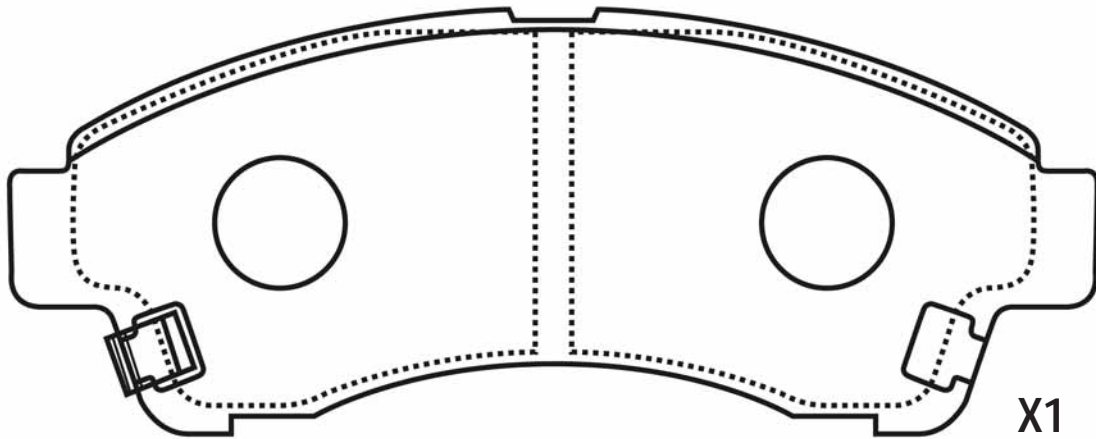
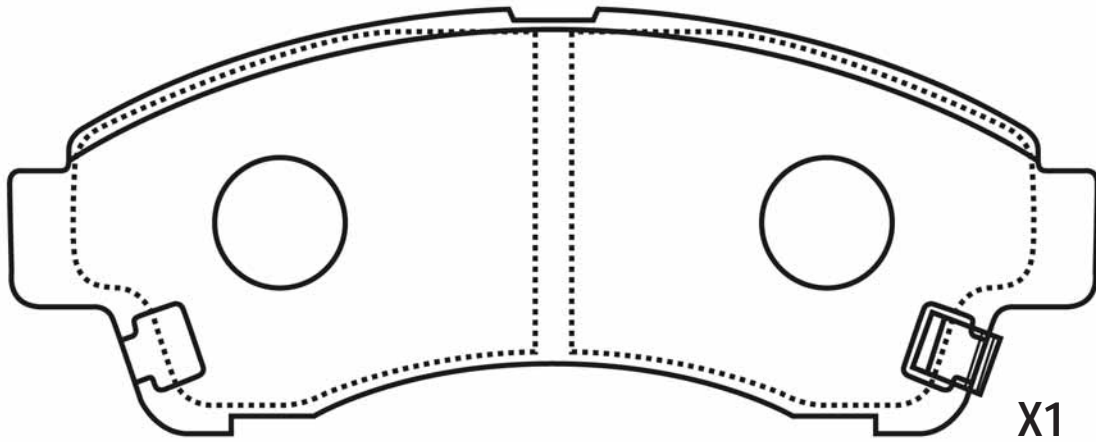
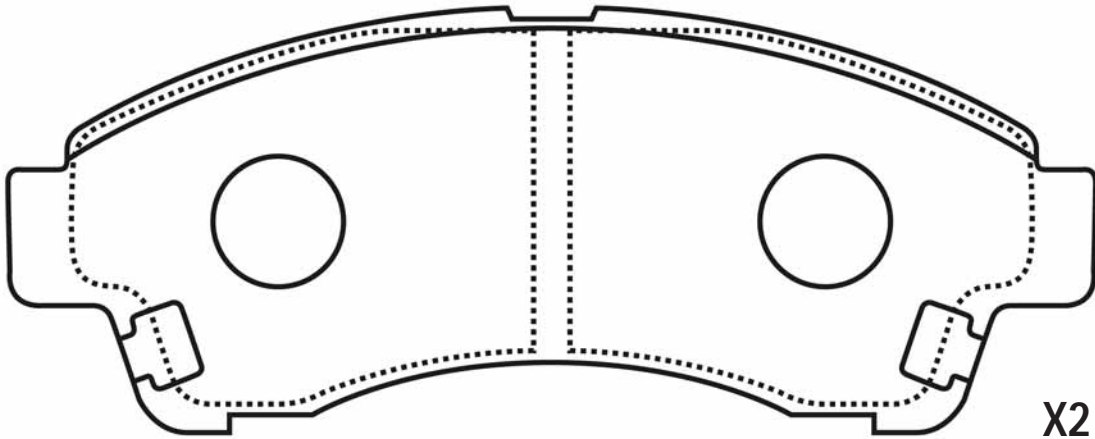
X4

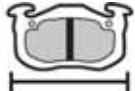


PA-311AF							WVA
	MAZDA	L	H	Th			
	123	52,3	15,2				23490

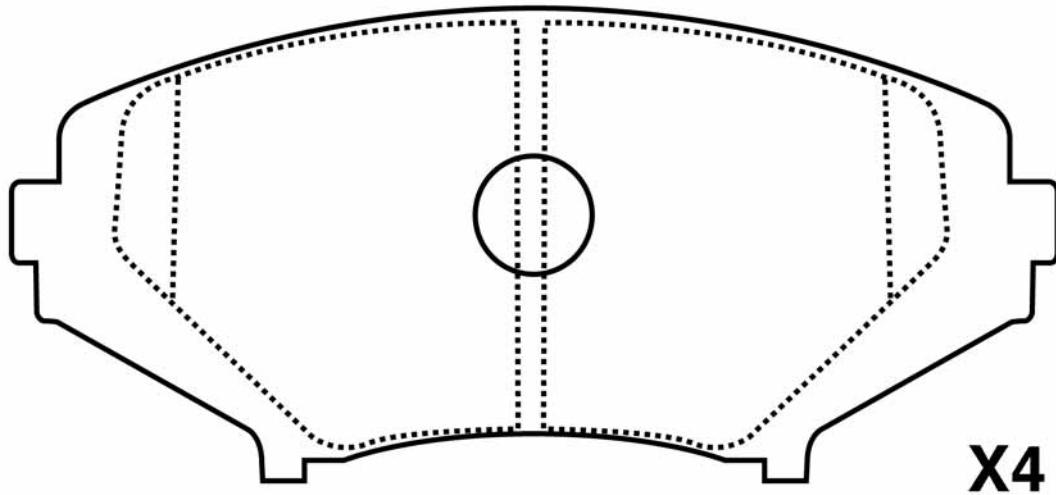



X4

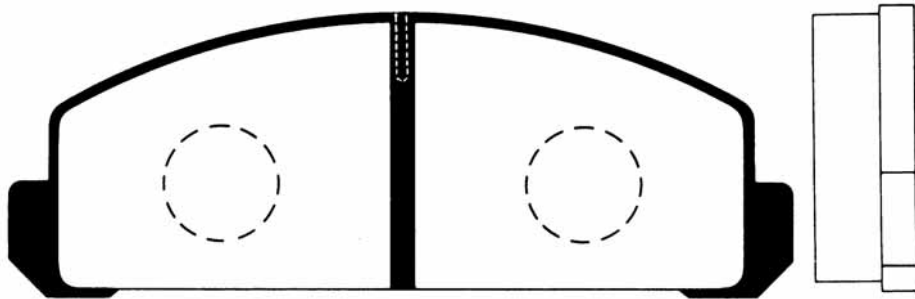
PA-312AF MAZDA				WVA
	L 143	H 55	Th 15,7	





PA-313AF				WVA
MAZDA	L	H	Th	
	138	62	15,7	24042

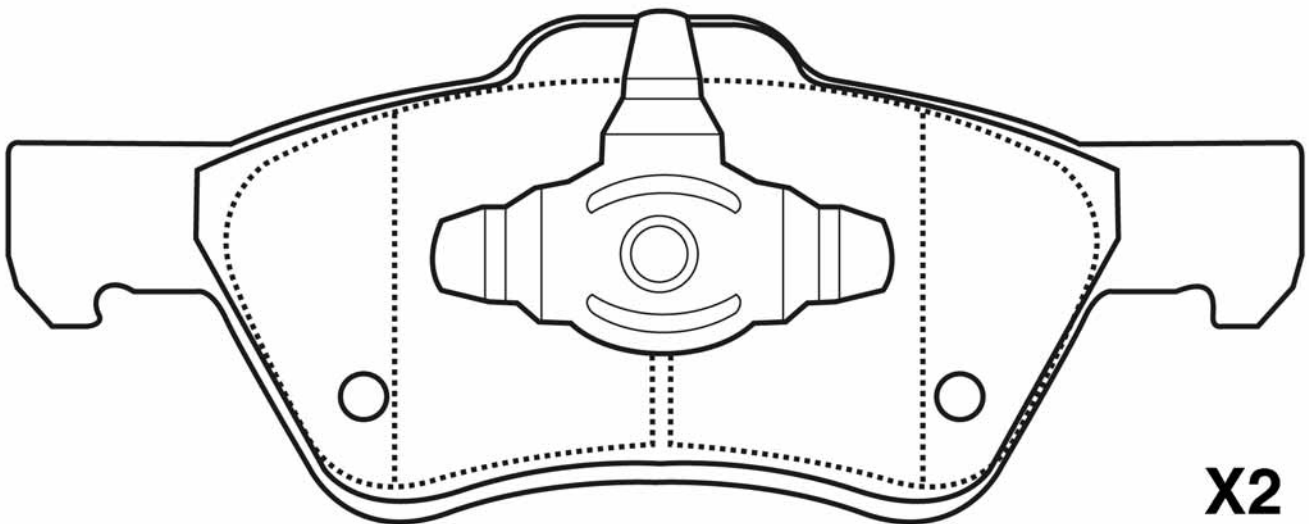
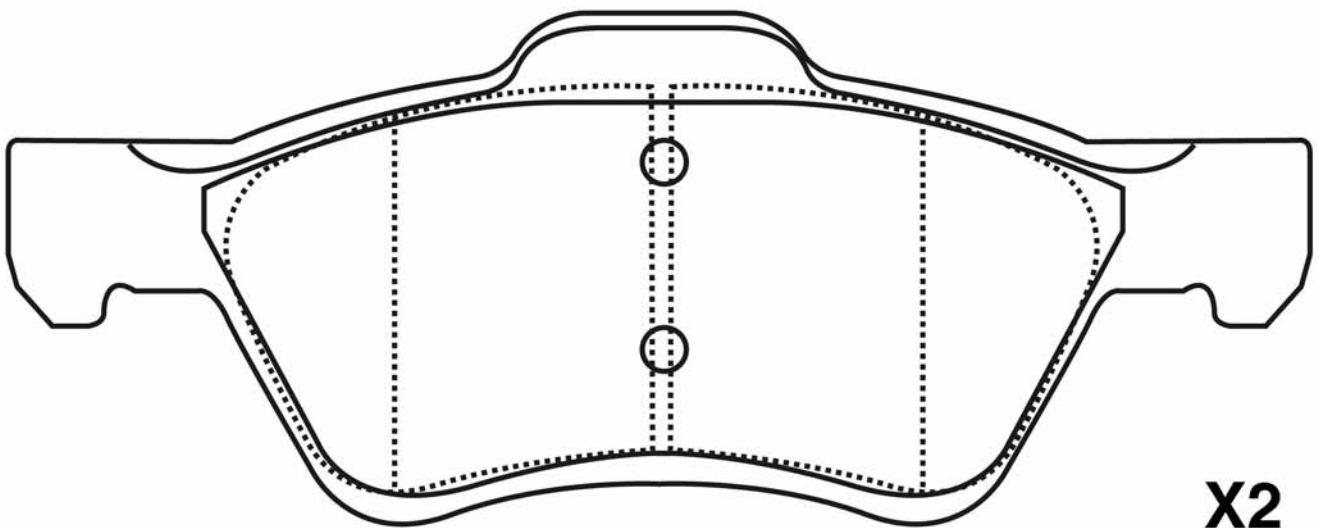



PA-314AF				WVA
	MAZDA	L	H	Th
	108	38,7	13,4	20564

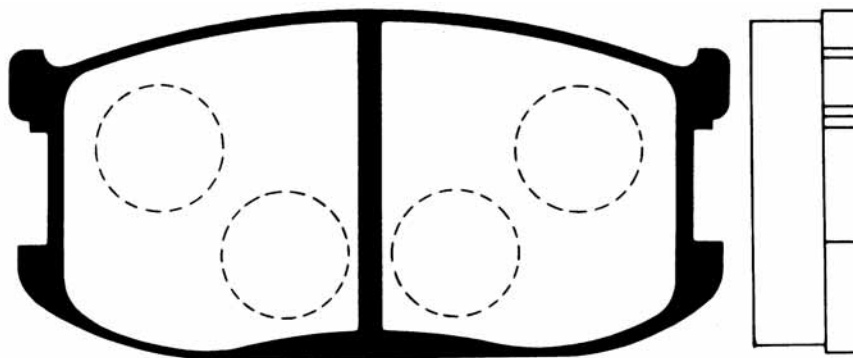


X4




PA-315AF				WVA
	MAZDA	L	H	
	172,5	67,3	15,9	25093

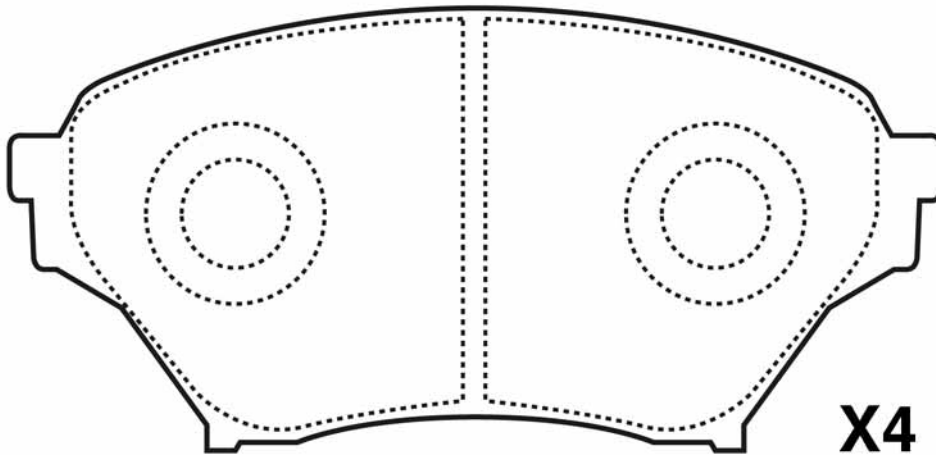



PA-316AF				WVA
	MAZDA	L	H	
	95	45,5	14	20760

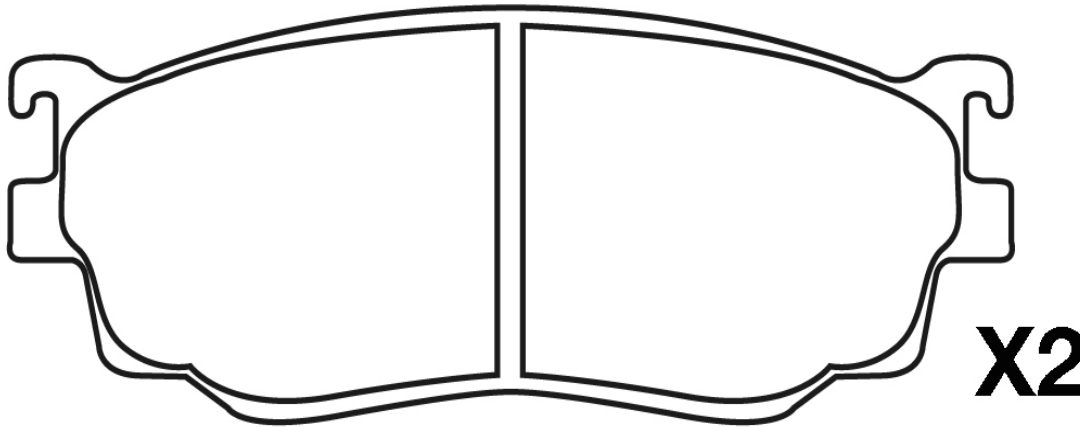
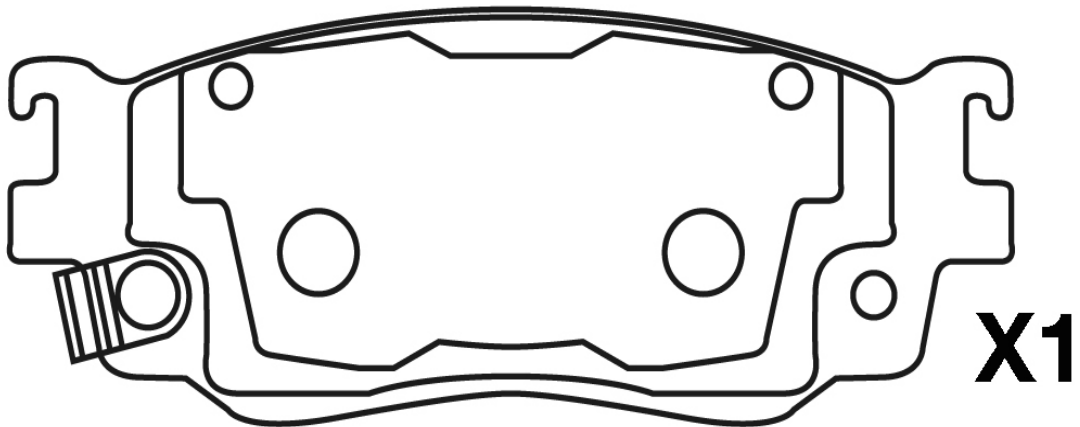
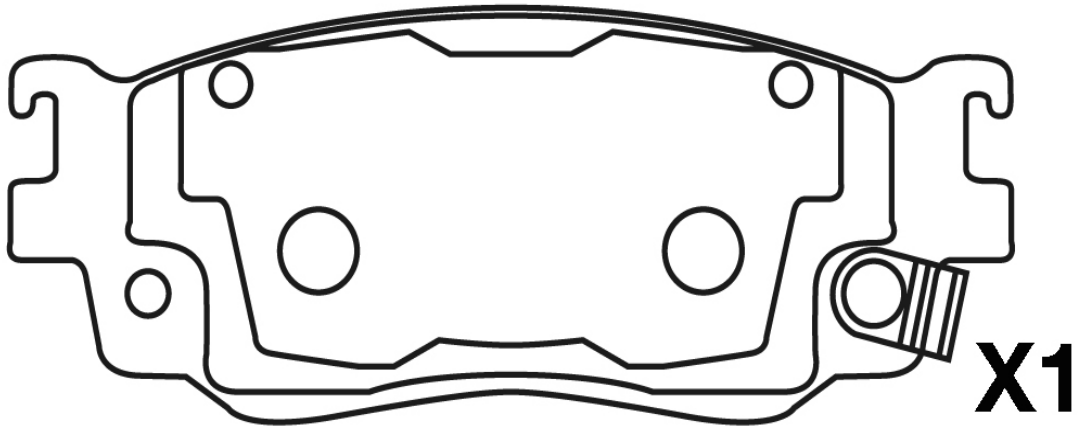




X4

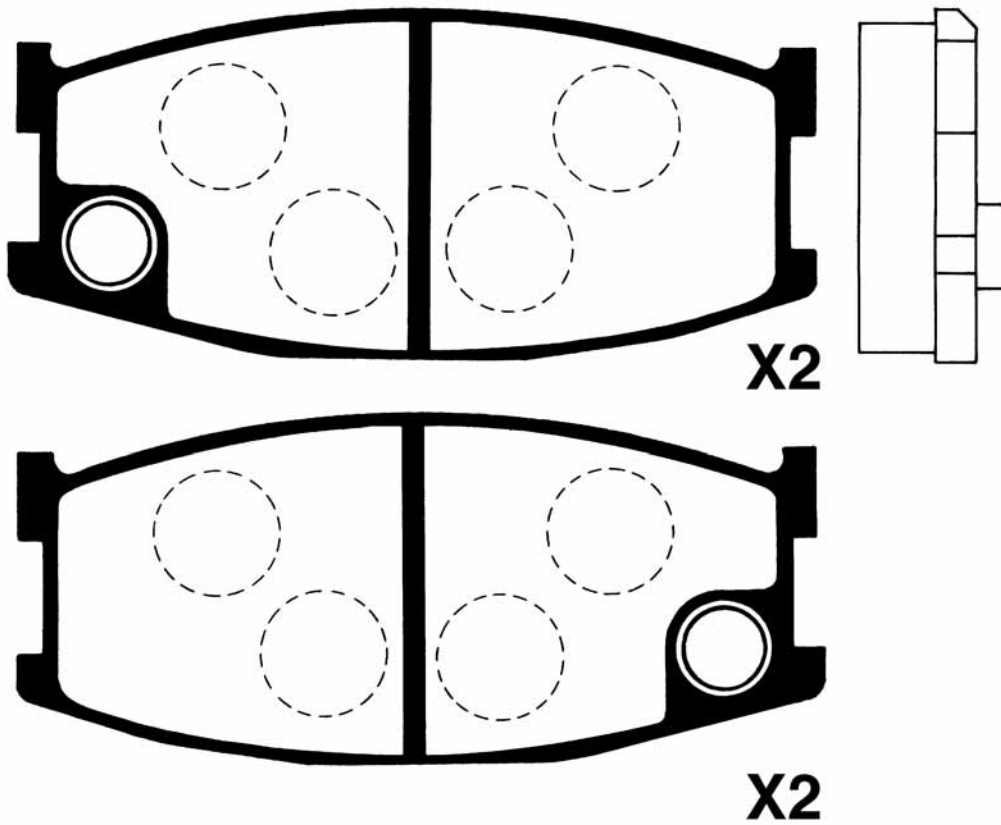
PA-317AF				WVA
	MAZDA	L 123	H 58,5	Th 14,3



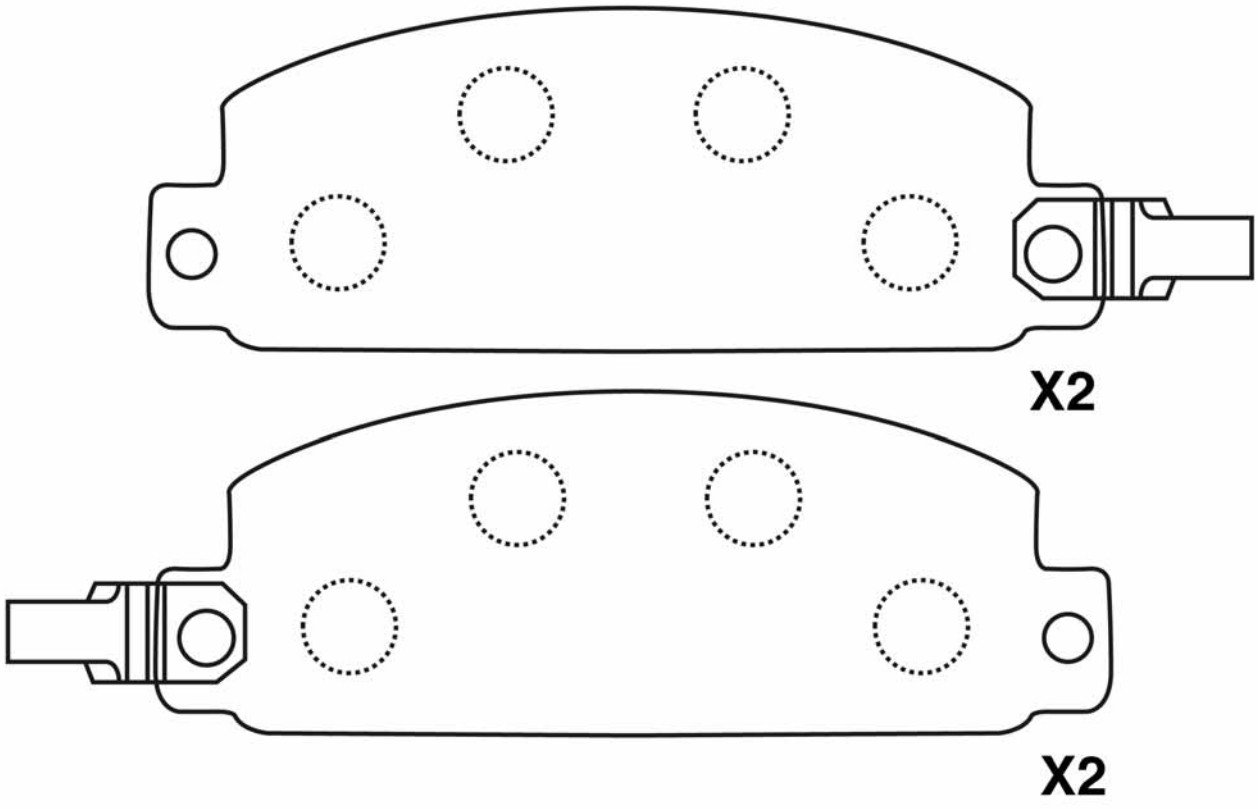
PA-318AF				WVA
	MAZDA	L	H	Th
	131,5	56	16	23777





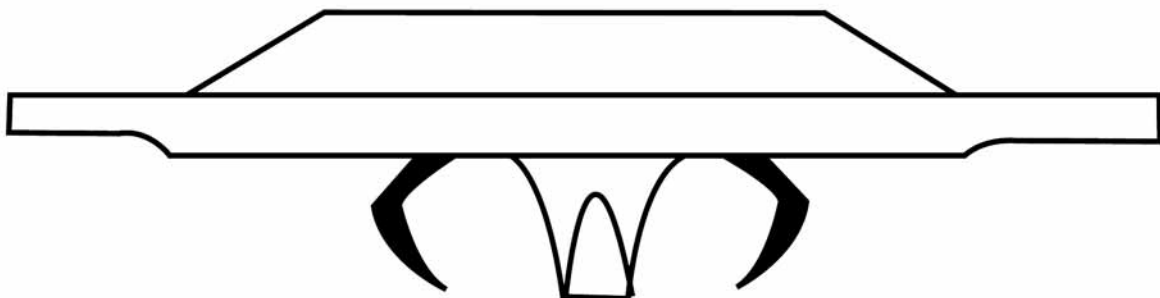
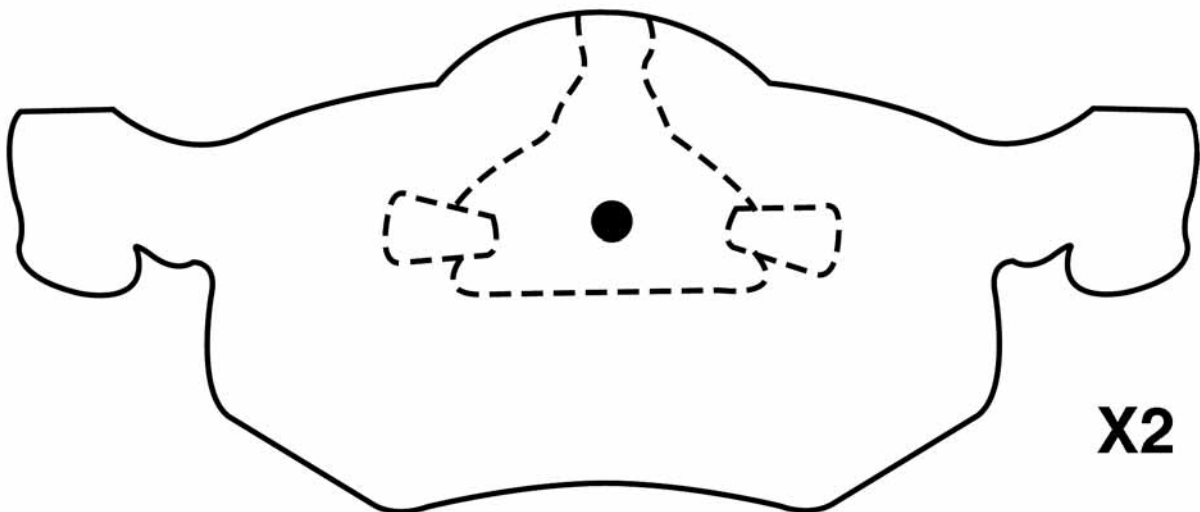
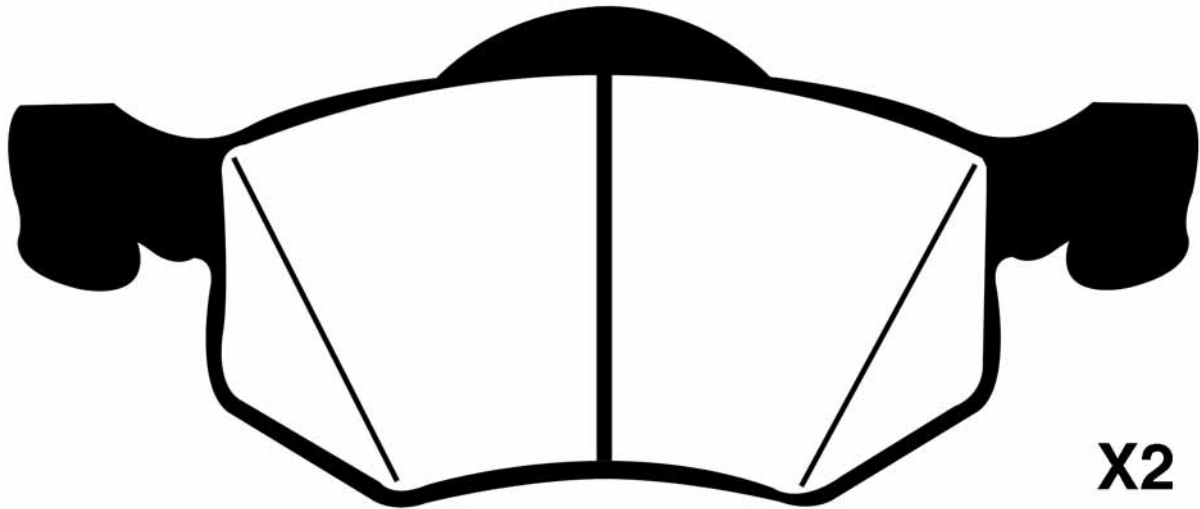
PA-319AF				WVA
	MAZDA	L	H	Th
	106,4	46	14,3	20685



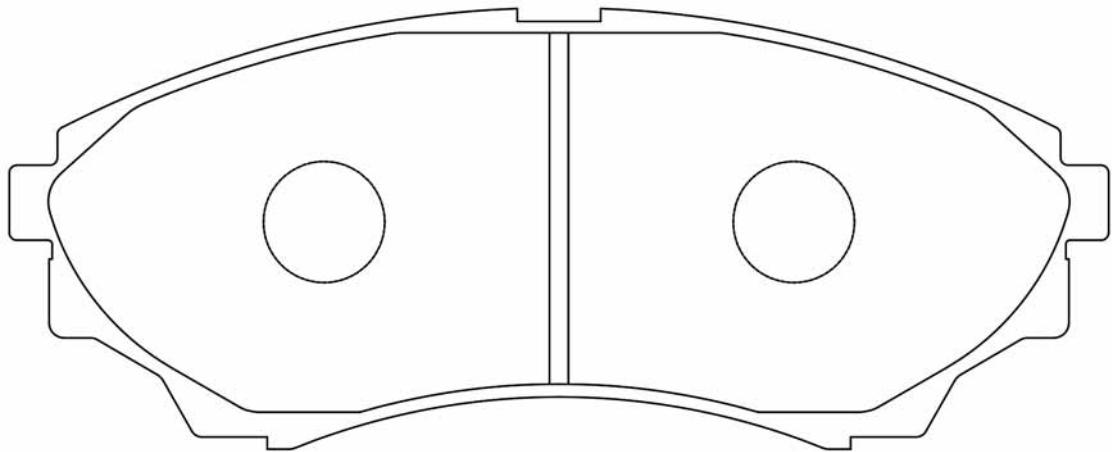
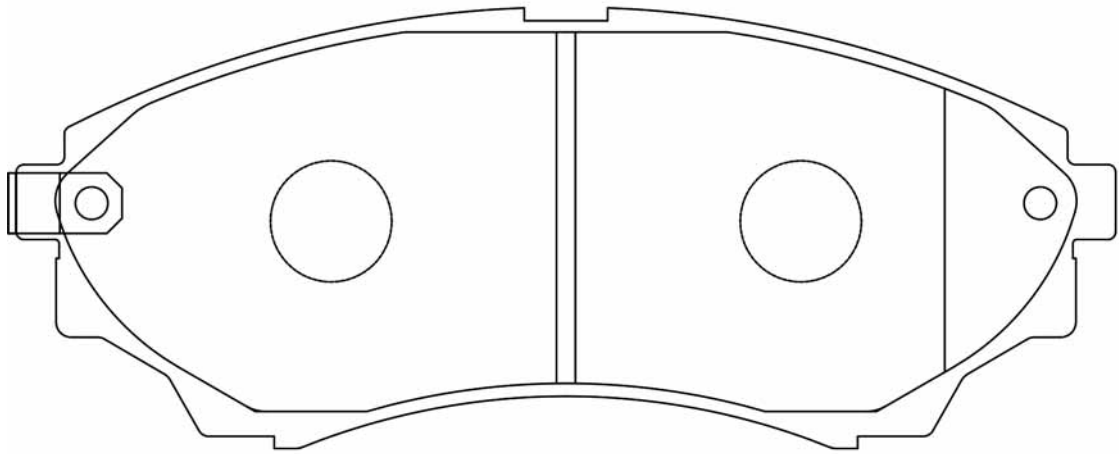
PA-320AF MAZDA				WVA
	L 128,3	H 45,3	Th 15,8	20539

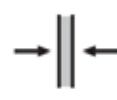
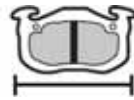


PA-322AF				WVA
	MAZDA	L	H	
	156	66,3	17,9	23787



PA-323AF MAZDA - FORD				WVA 24353
	L 145	H 58	Th 16	





WVA

PA-325AF

KIA - FORD - MAZDA

L

H

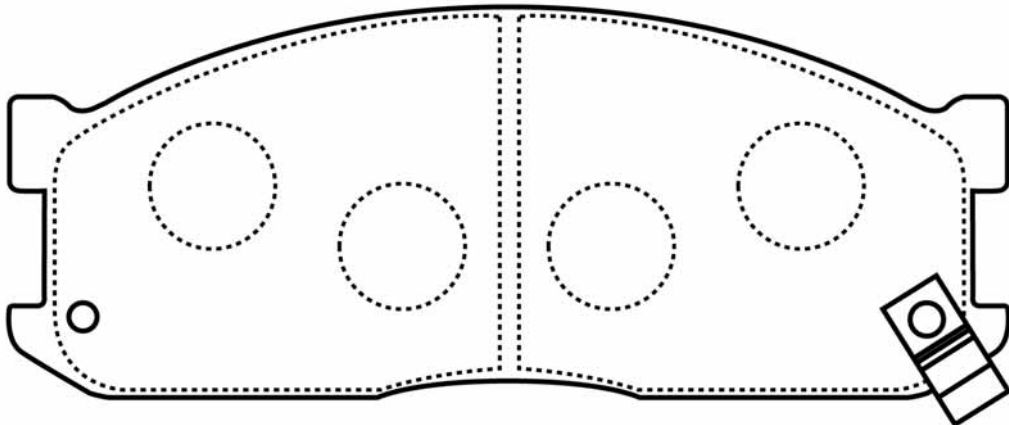
Th

133

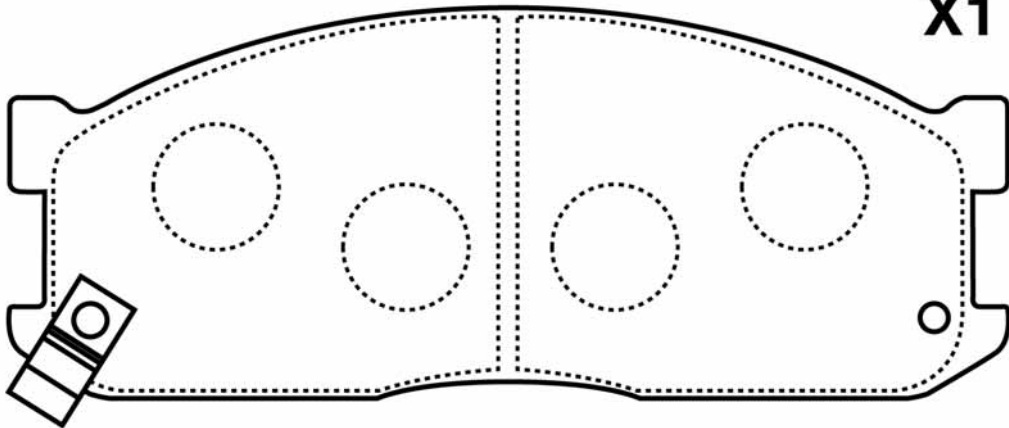
52,3

15

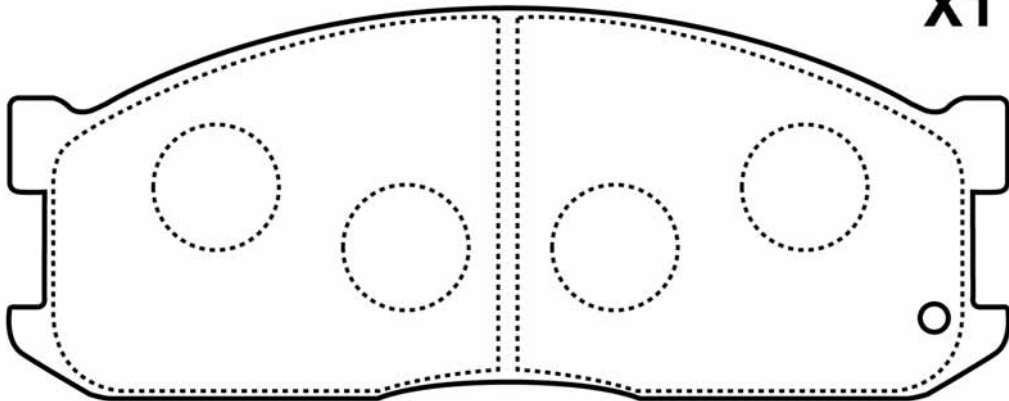
20191



X1

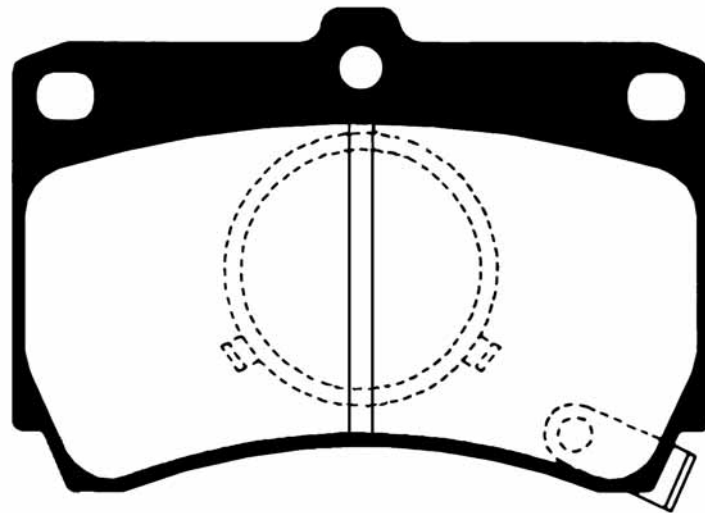


X1

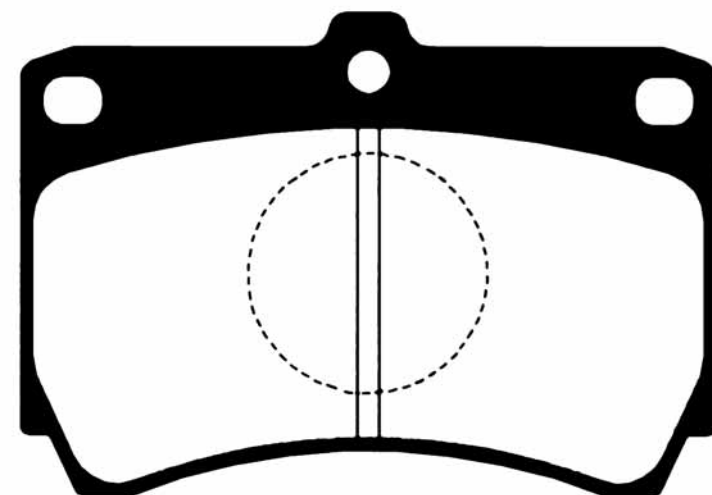
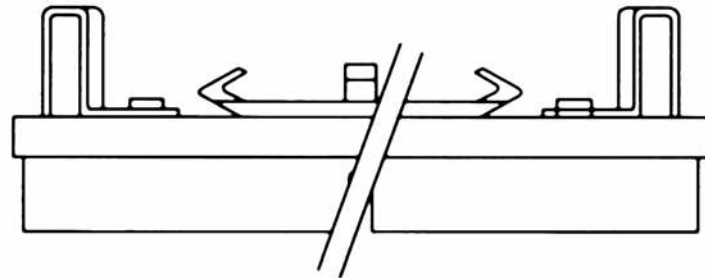


X2

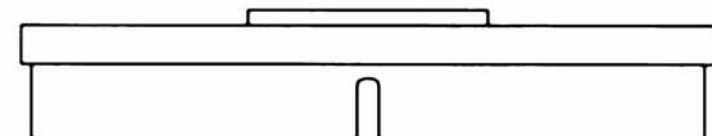
PA-326AF MAZDA				WVA
	L 92	H 64,4	Th 14	20039




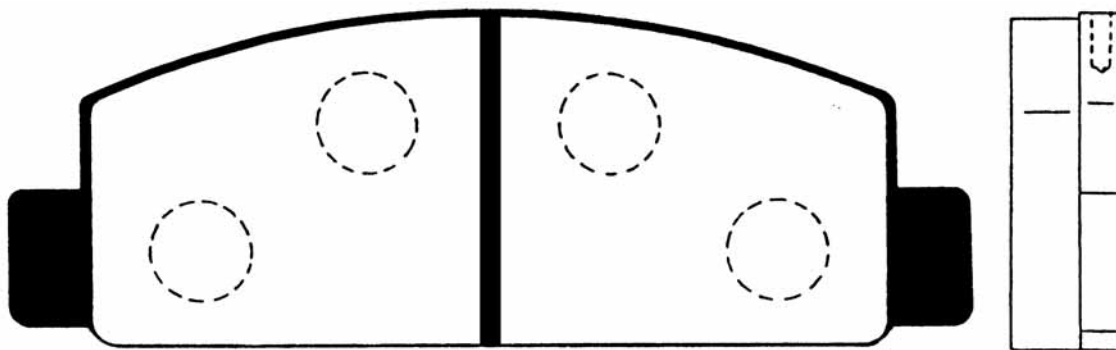
X1 LEFT
X1 RIGHT



X2

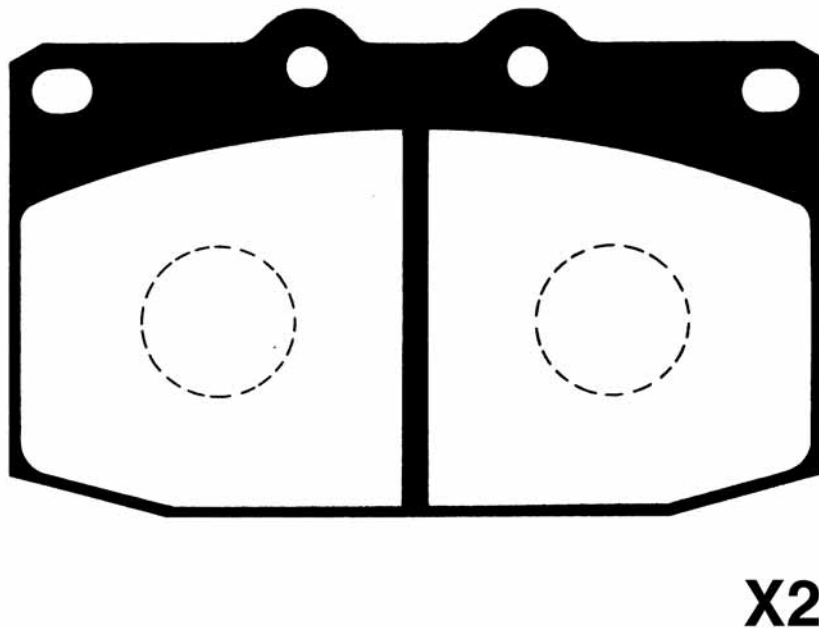
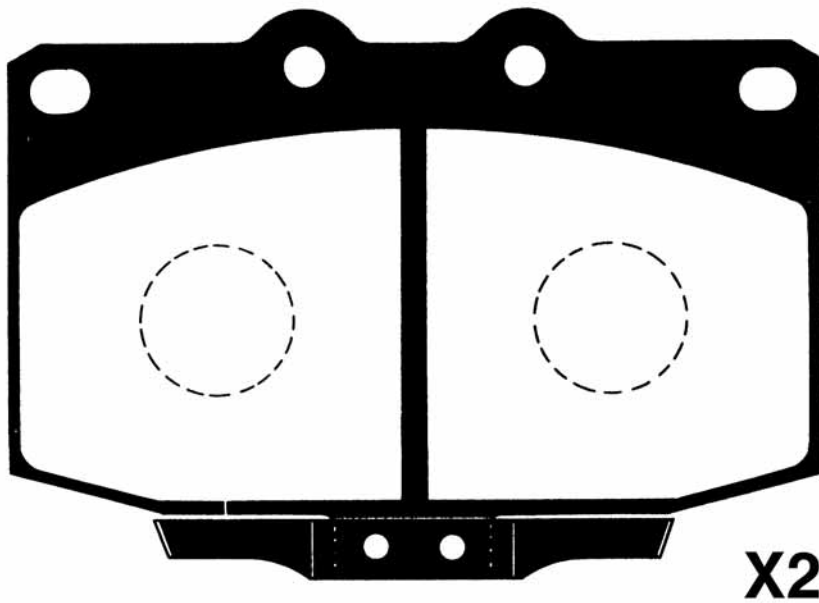




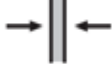
PA-328AF				WVA
	MAZDA	L	H	Th
	128	45	13,8	20539

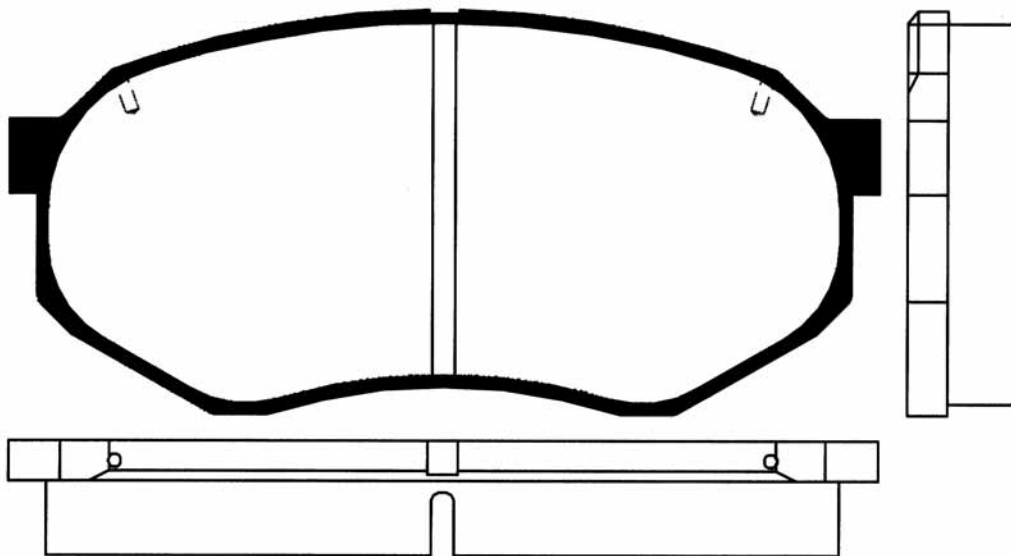


X4

PA-329AF				WVA
	MAZDA	L	H	
	106,6	77,2/67,4	14,5	20878

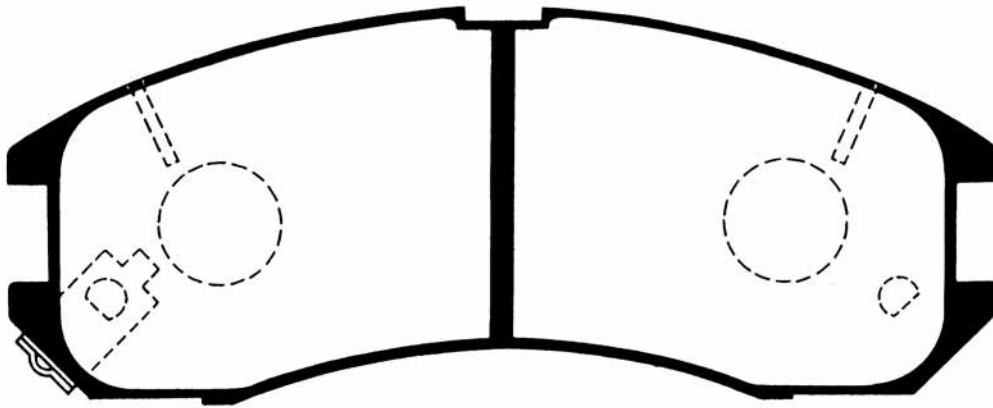


PA-330AF MAZDA	  		WVA 21537
	L 116	H 53,7	

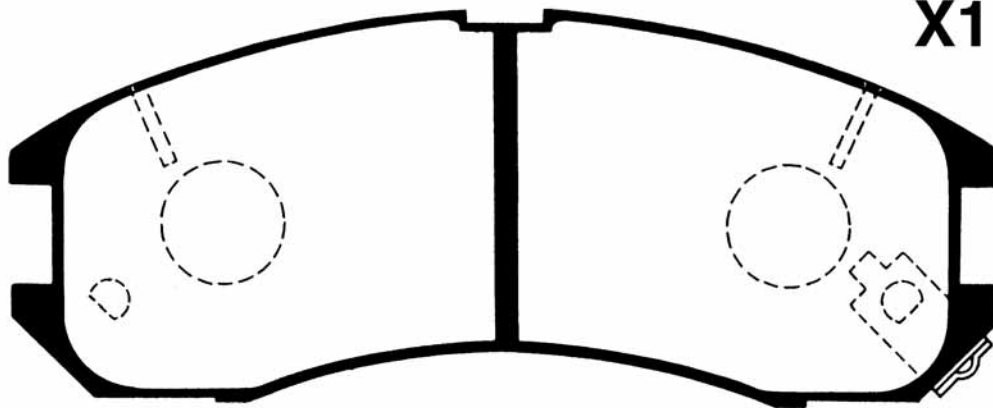


X4

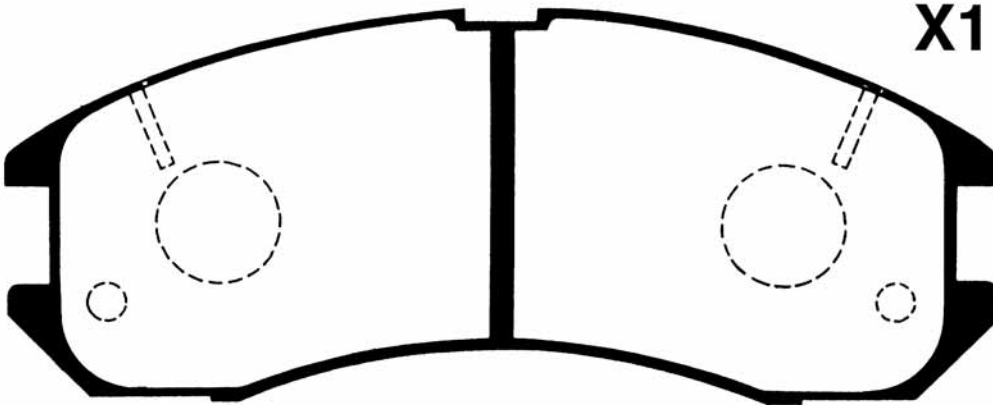
PA-331AF MAZDA				WVA
	L 130,4	H 52,7	Th 14,4	21379



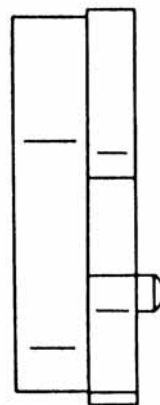
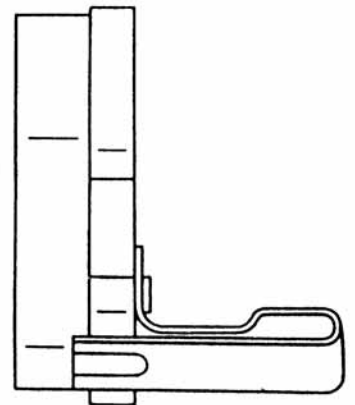
X1

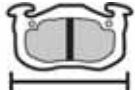




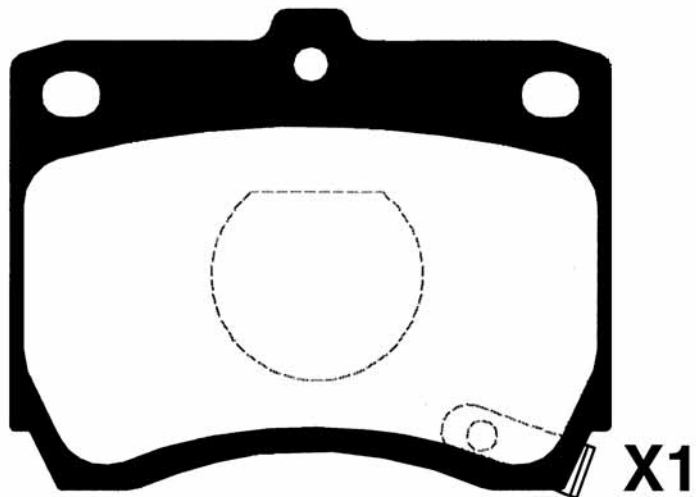
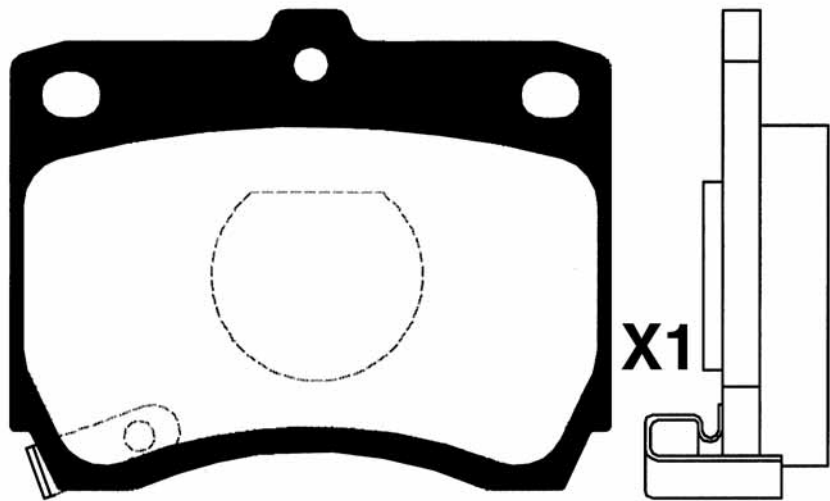
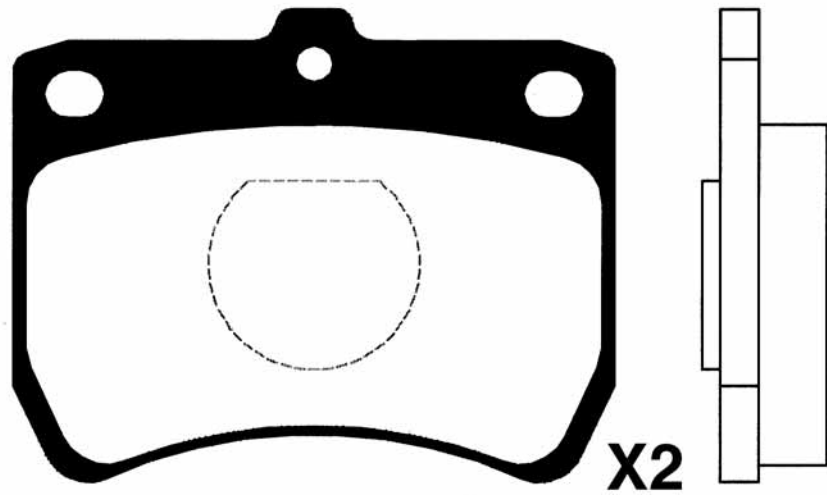
X1




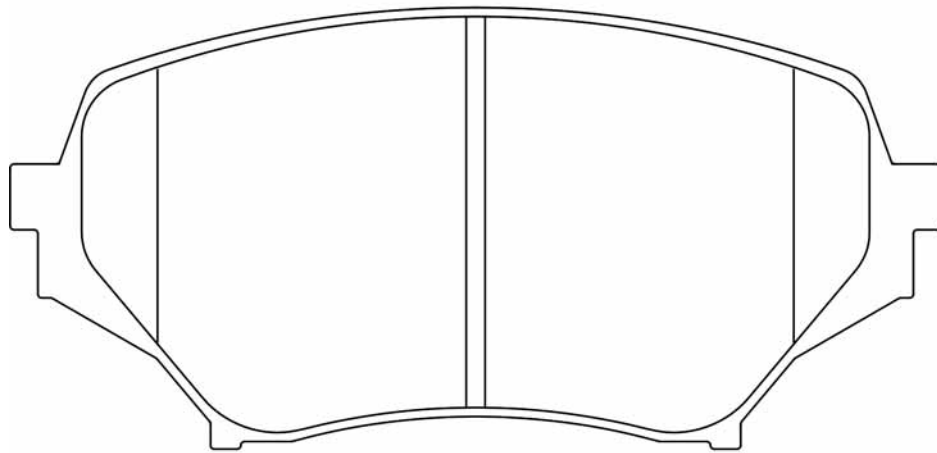
X2

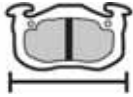




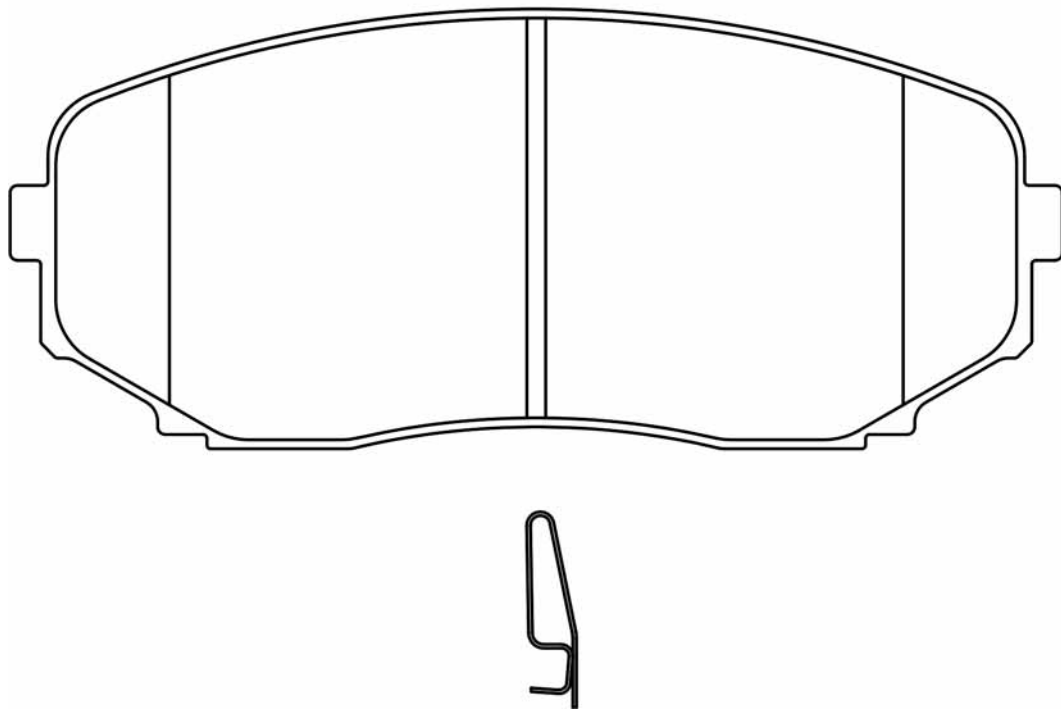
PA-332AF KIA - MAZDA				WVA
	L 78,7	H 63	Th 14	21355



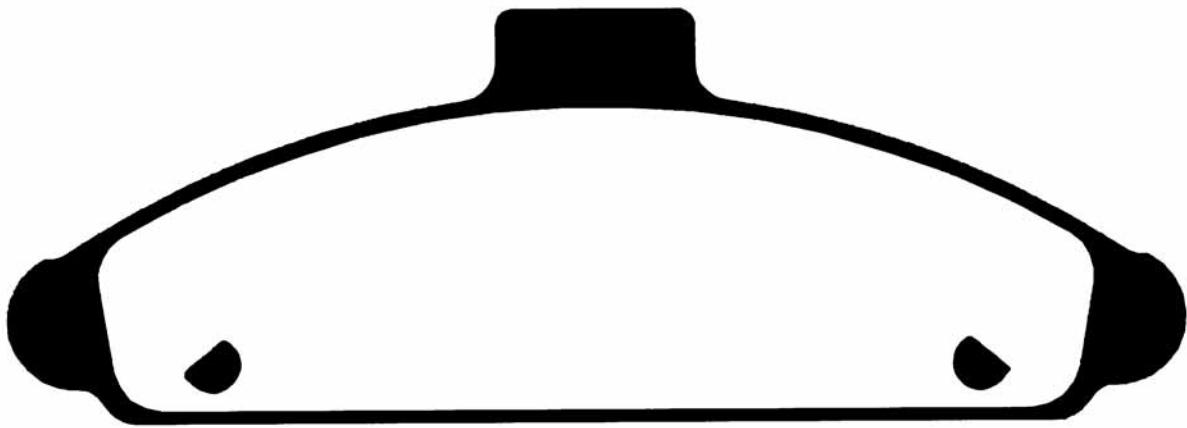
PA-335AF				WVA
	MAZDA	L	H	
	123	58,5	14,3	



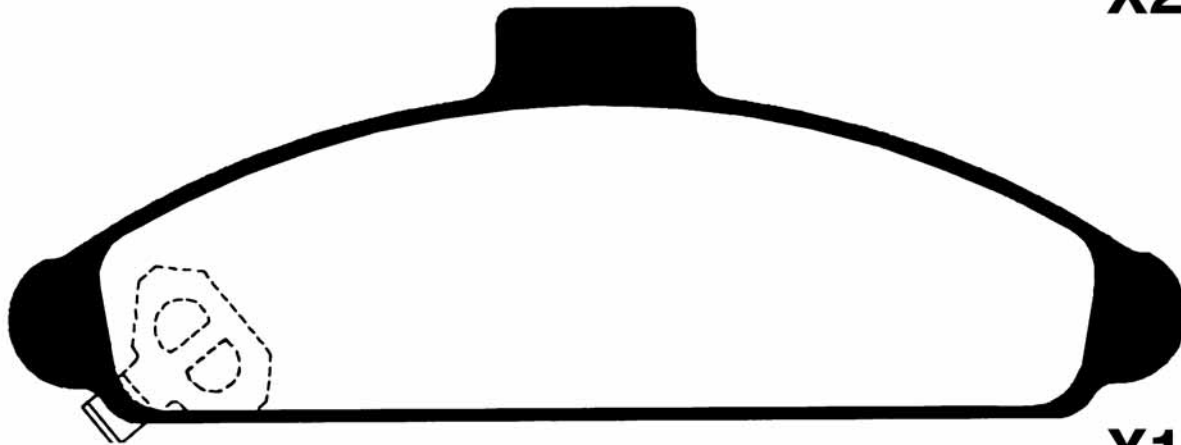
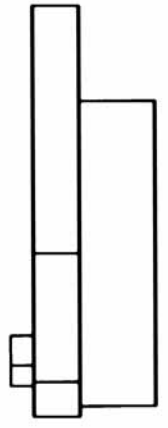
PA-336AF				WVA
MAZDA	L	H	Th	
	139	57	17,3	24544



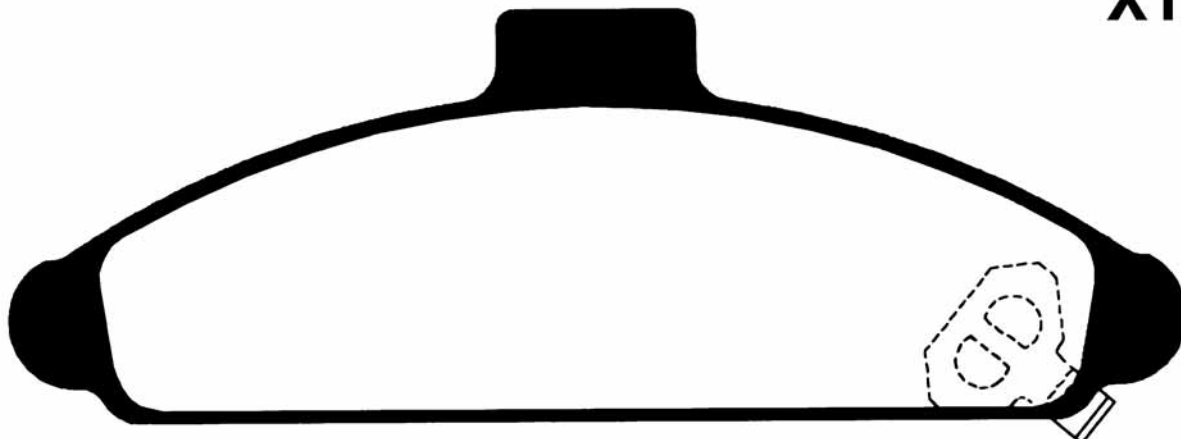
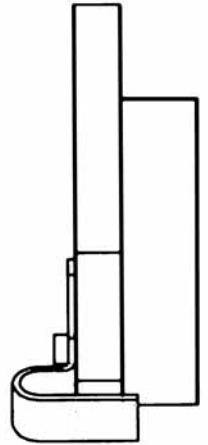
PA-337AF HYUNDAI				WVA
	L 155	H 54	Th 15,3	21529



X2

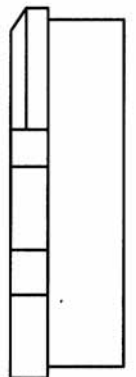
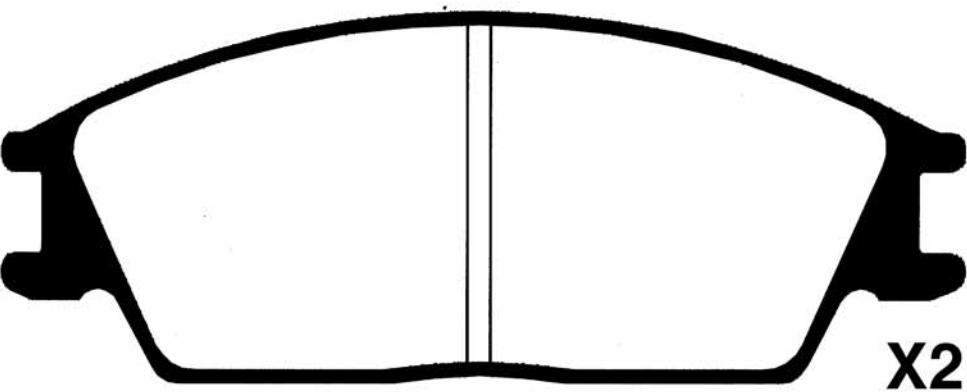
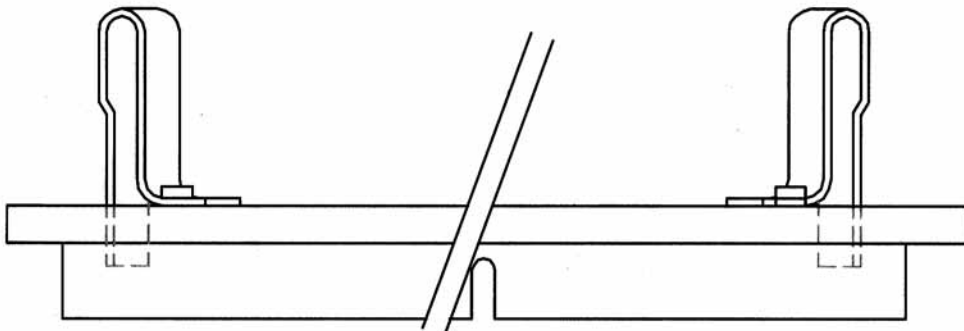
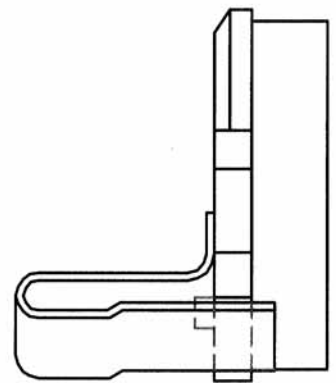
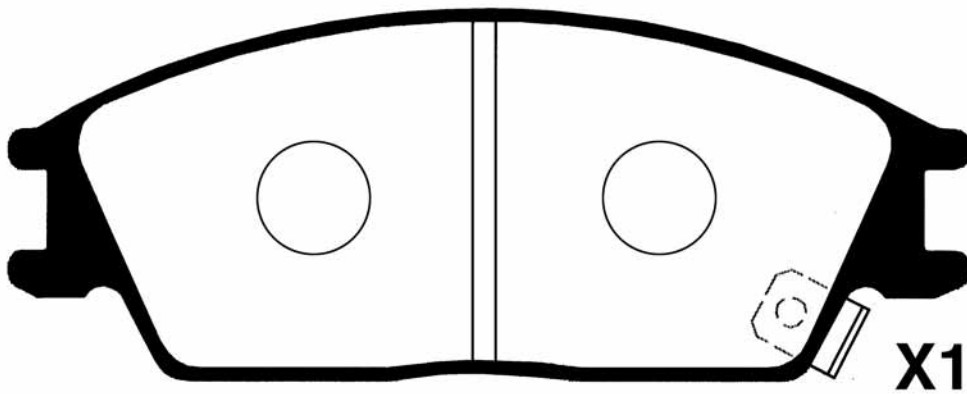
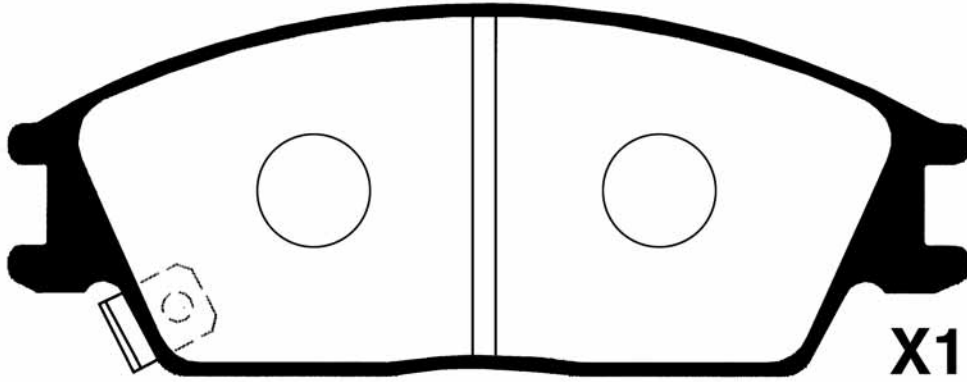





X1

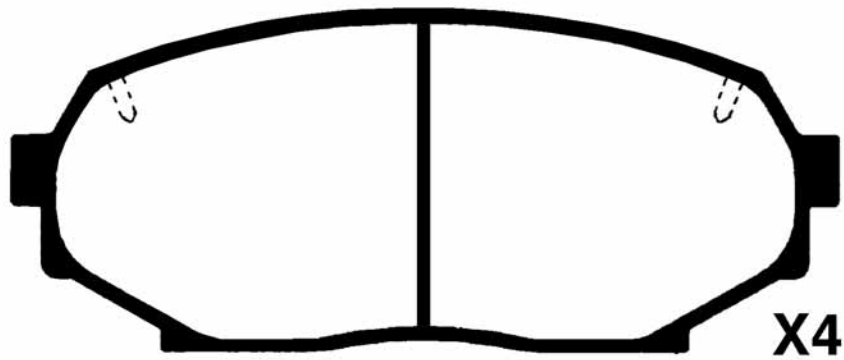


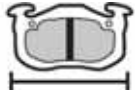


X1

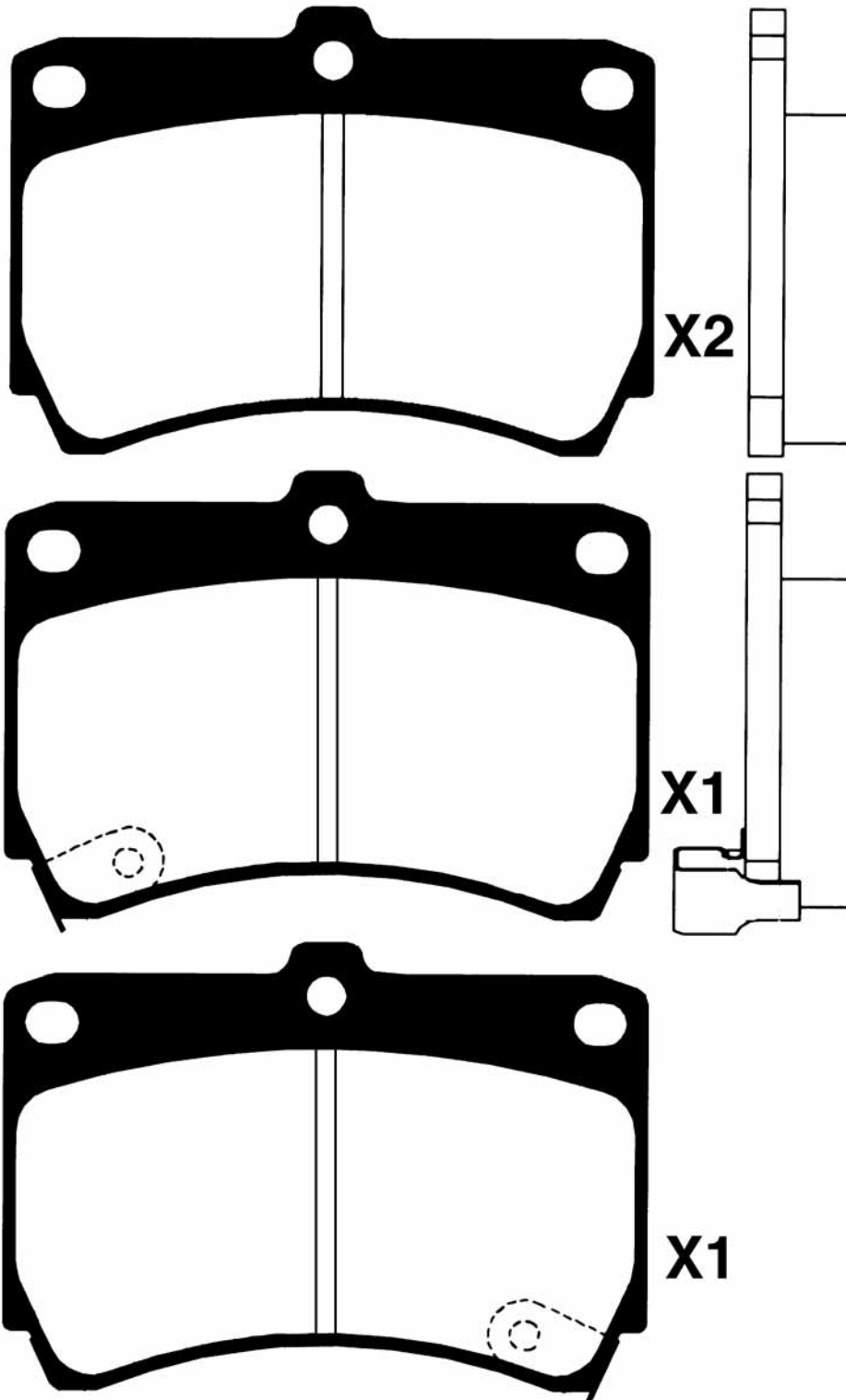
PA-339AF HONDA - HYUNDAI - MITSUBISHI				WVA
	L 127	H 48,7	Th 15	21774






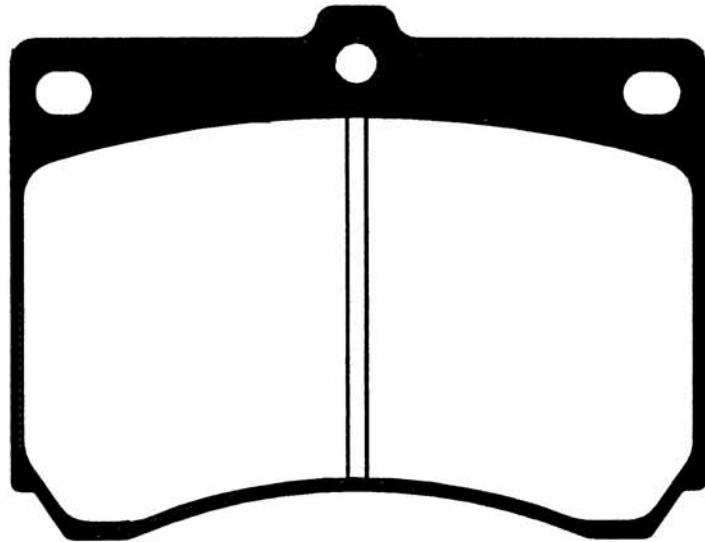
PA-340AF				WVA
	MAZDA	L	H	Th
	110,3	46,2	13,9	21552



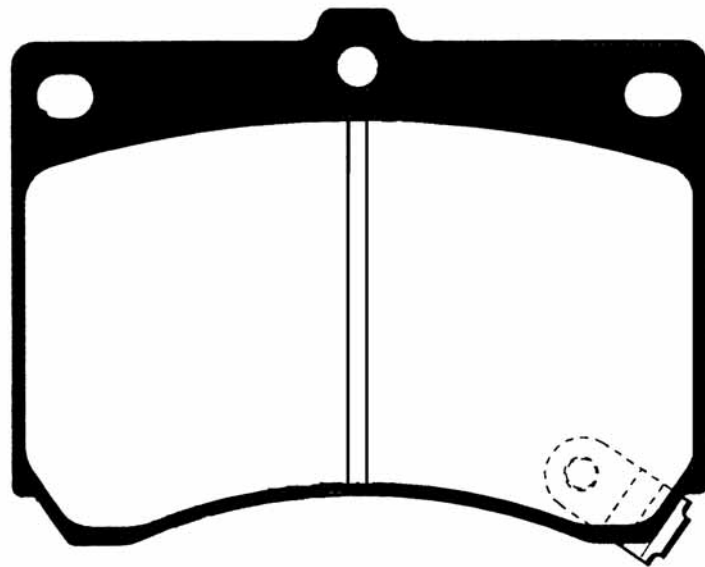
PA-341AF MAZDA - KIA							WVA
	L	H	Th				
	91,6	64,6	14				21655



PA-342AF				WVA
	MAZDA	L	H	
	91,7	71,5	14,8	21541





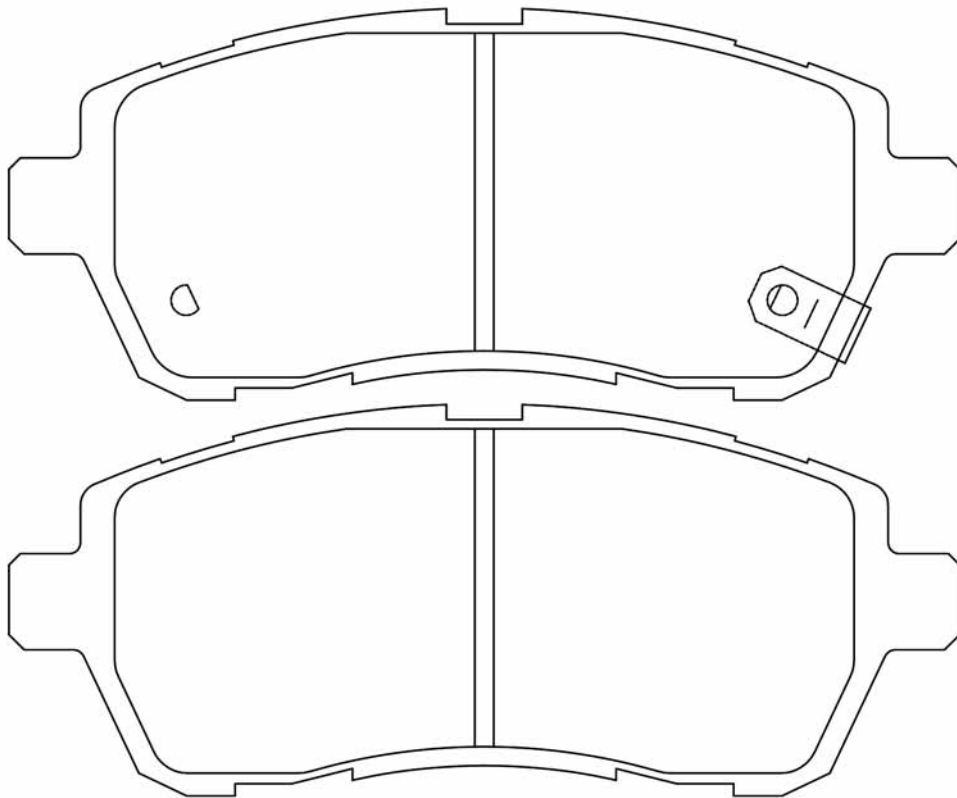
X2






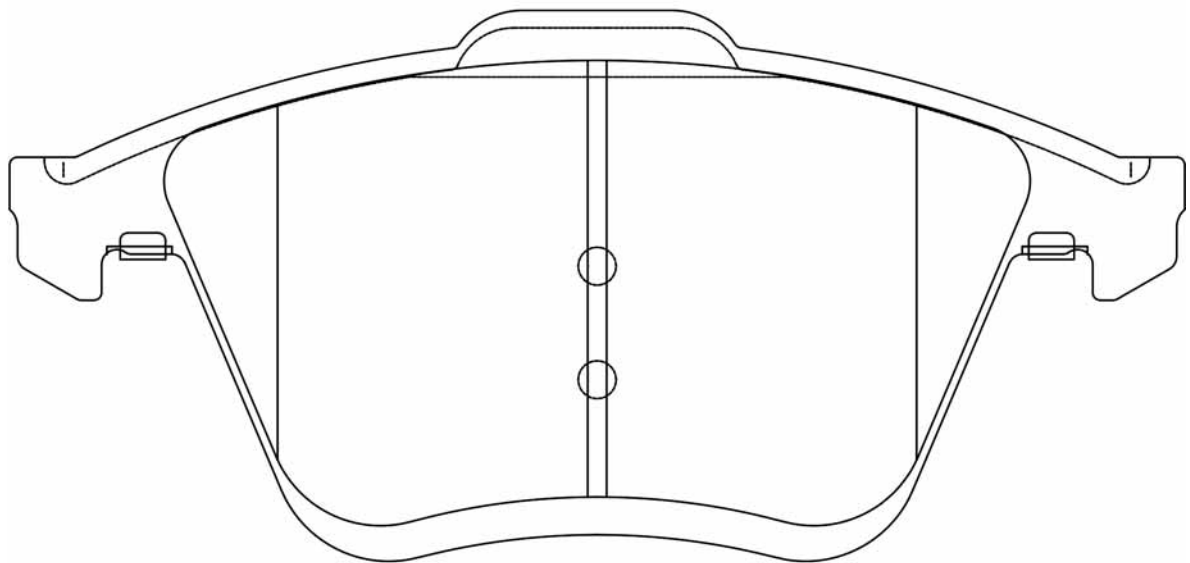
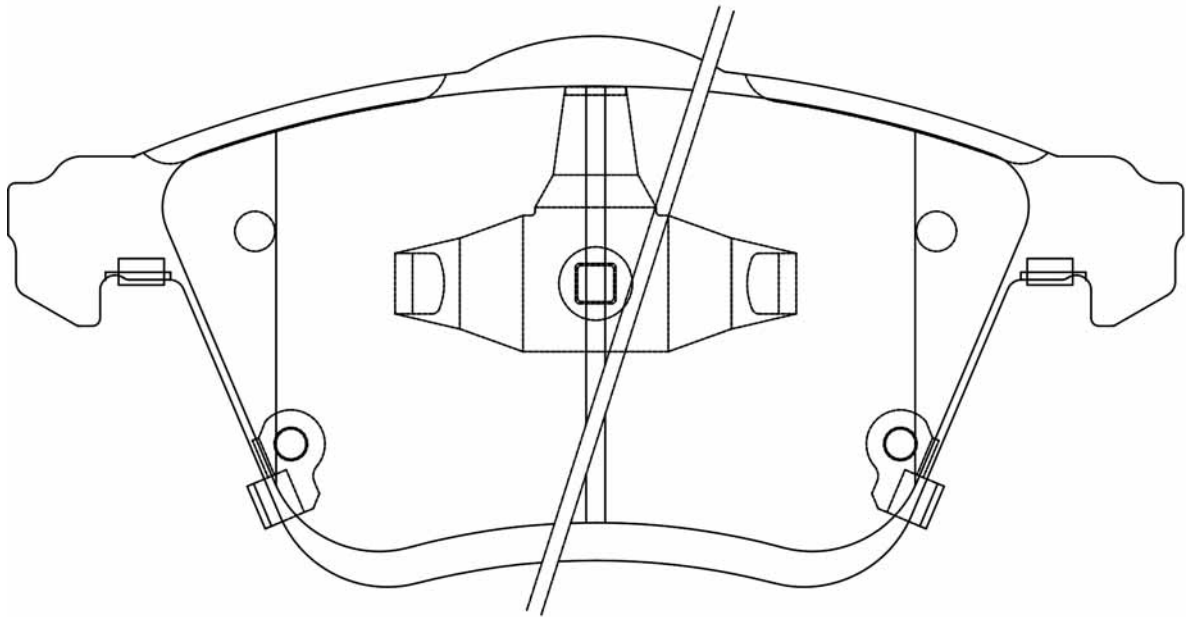
X1 LEFT
X1 RIGHT




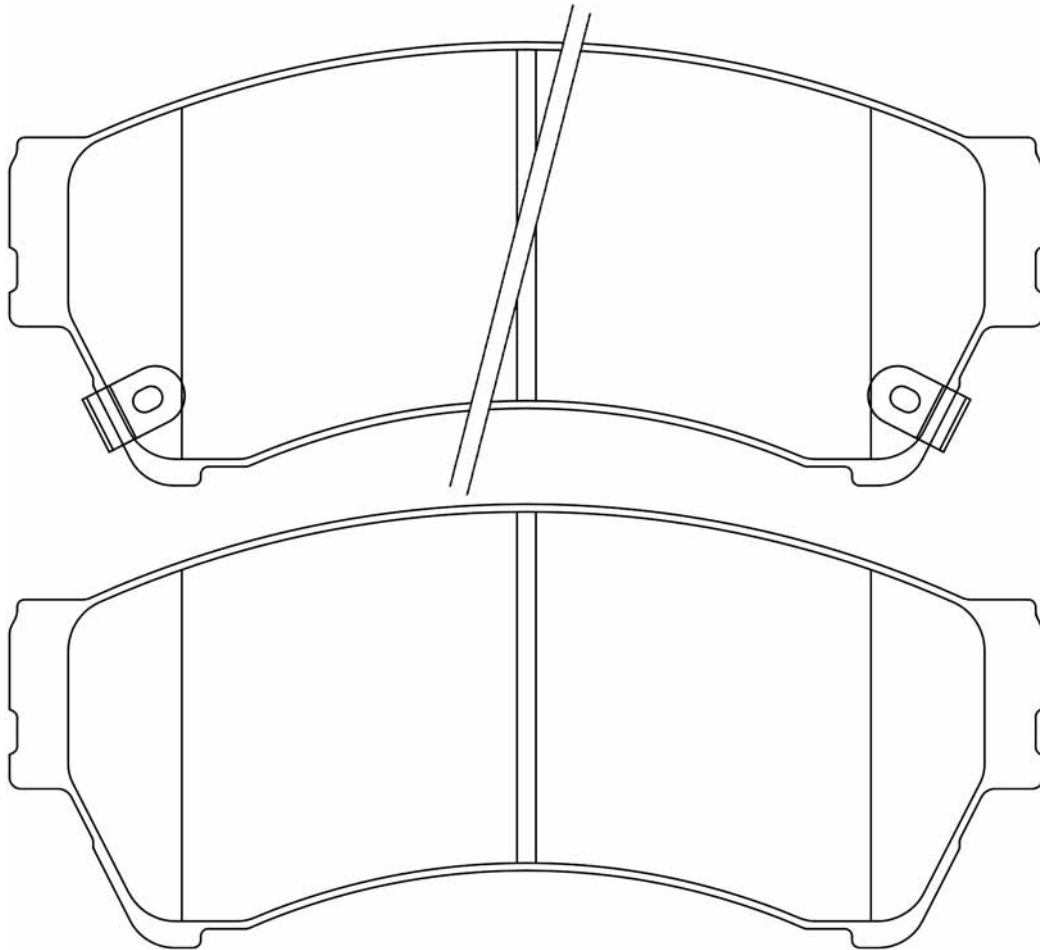
PA-343AF MAZDA - SUZUKI - FORD - DAIHATSU				WVA
	L 126	H 52	Th 16,5	24283




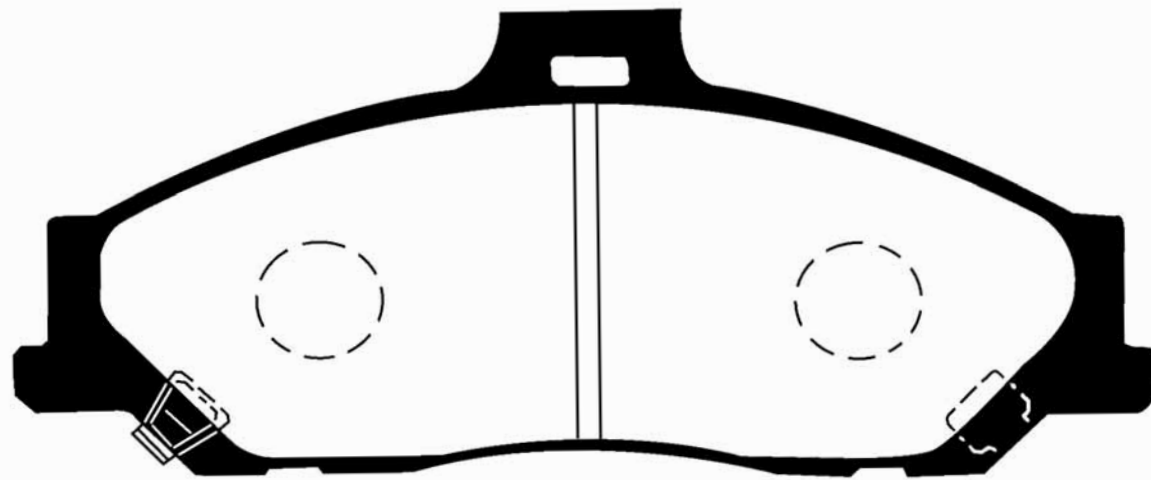
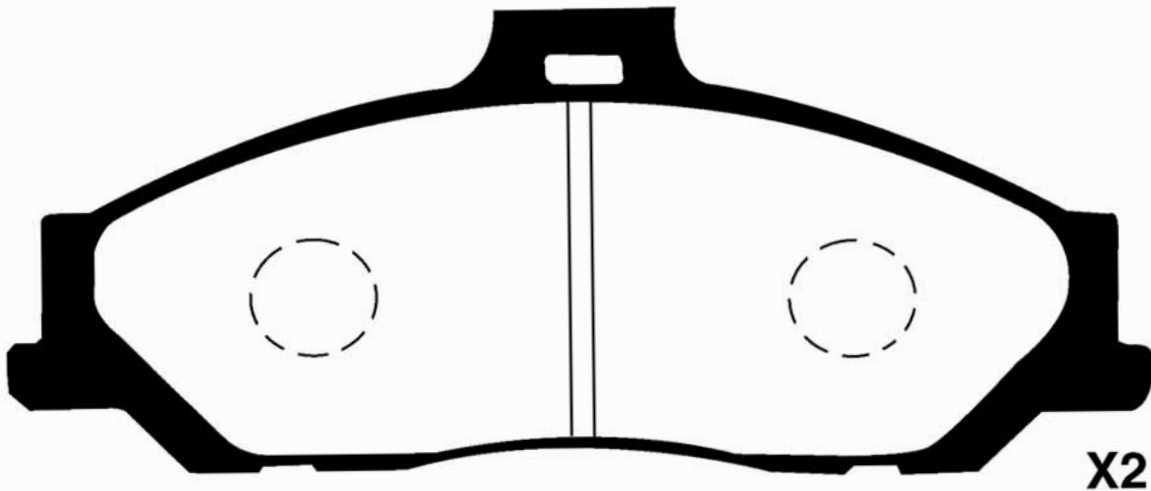
PA-344AF				WVA
	MAZDA	L	H	
	155	74	19	24002

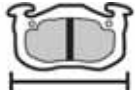




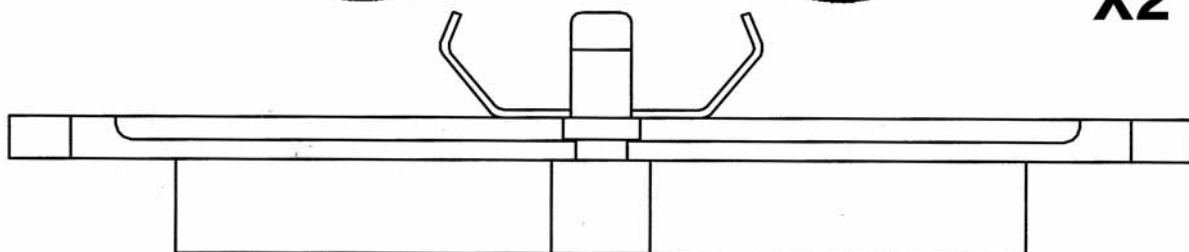
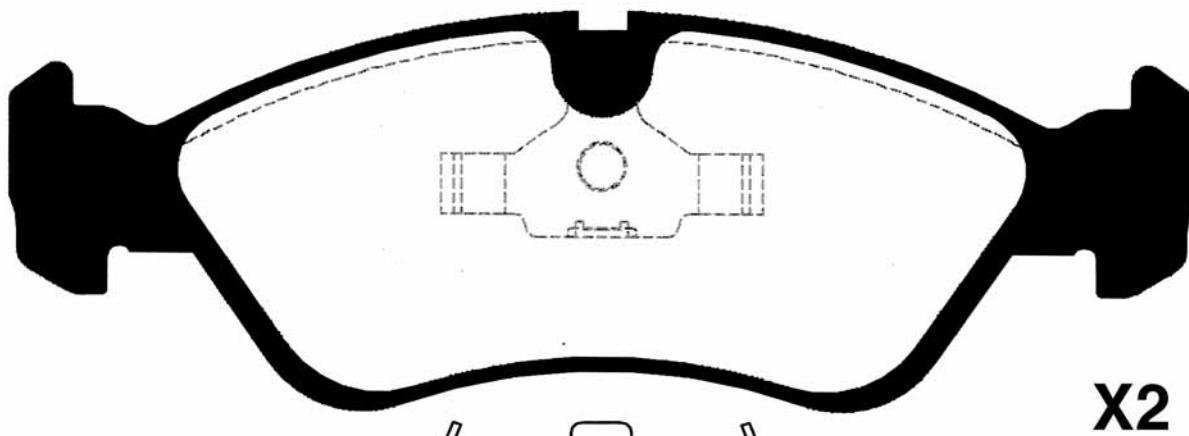
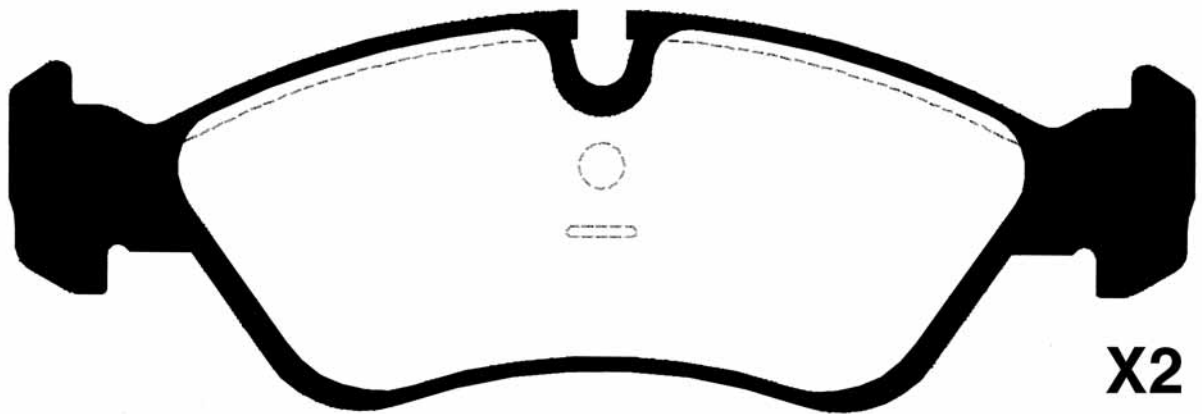
PA-346AF				WVA
	MAZDA	L	H	Th
	137	60	17,5	24582






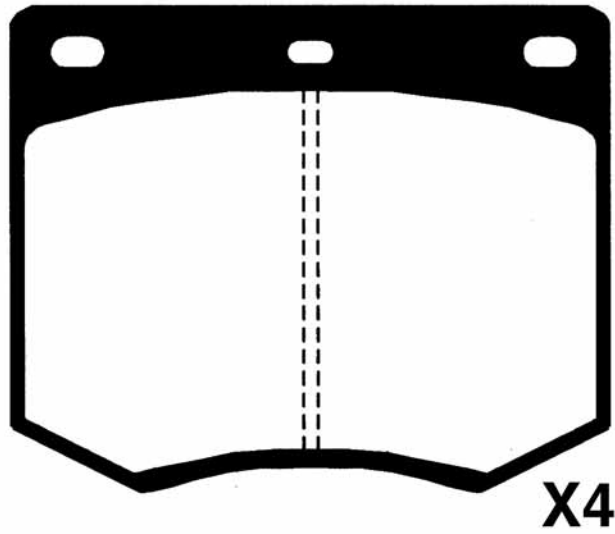
PA-373AF MAZDA				WVA
	L	H	Th	
	151,6	61,8	16,5	23540

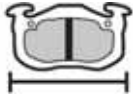




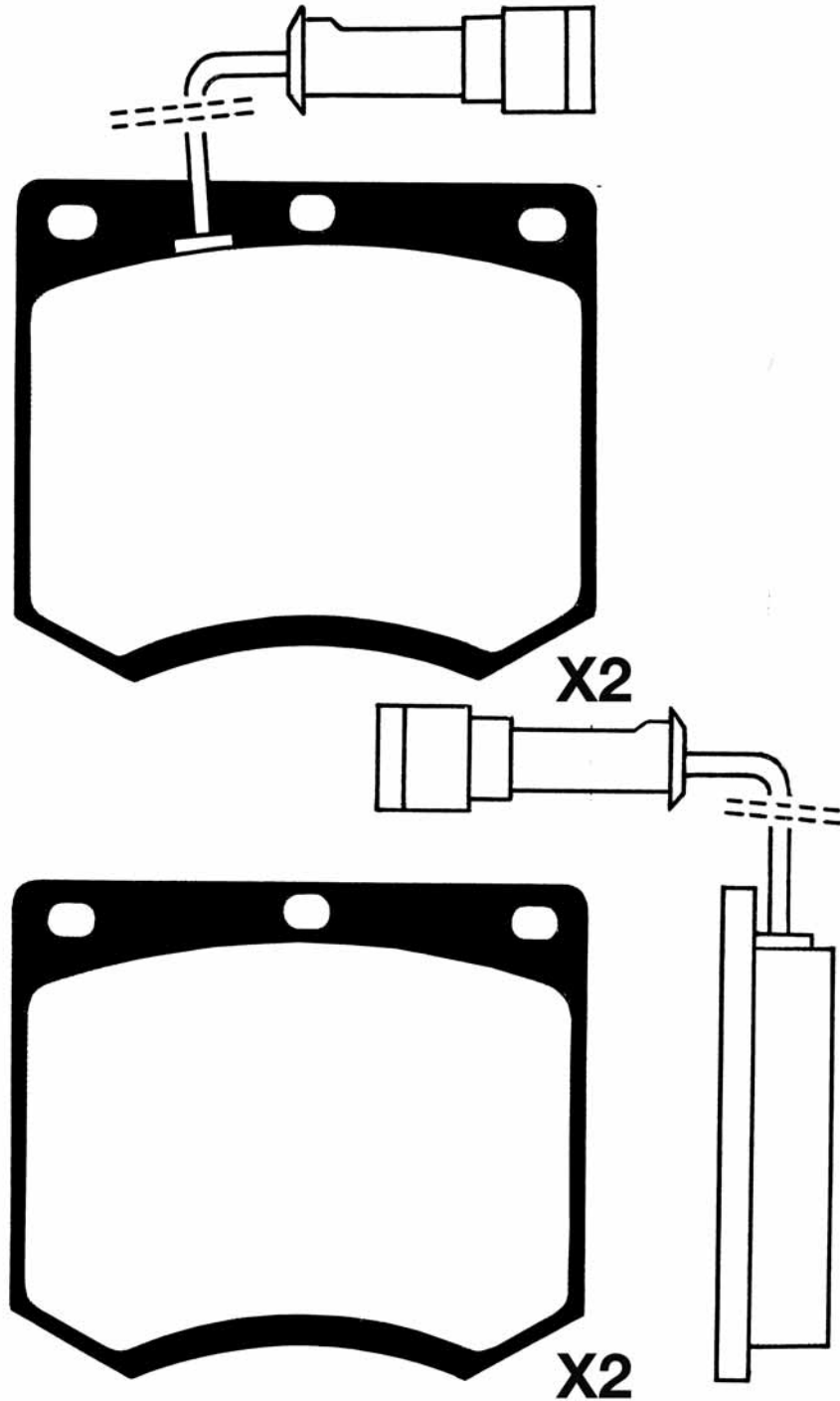
PA-376AF DAEWOO	  		WVA
	L 156,6	H 53	



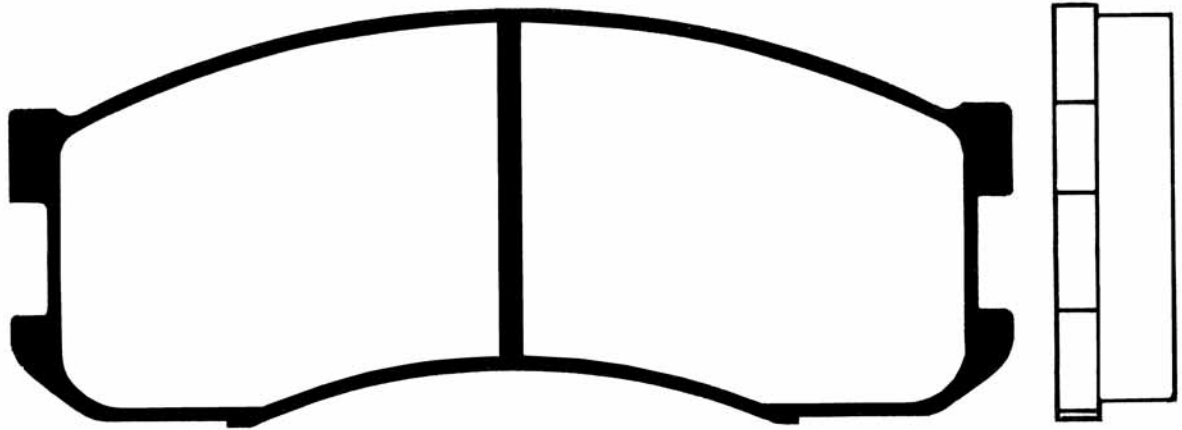
PA-377AF HYUNDAI				WVA
	L 78,2	H 66,4	Th 15	



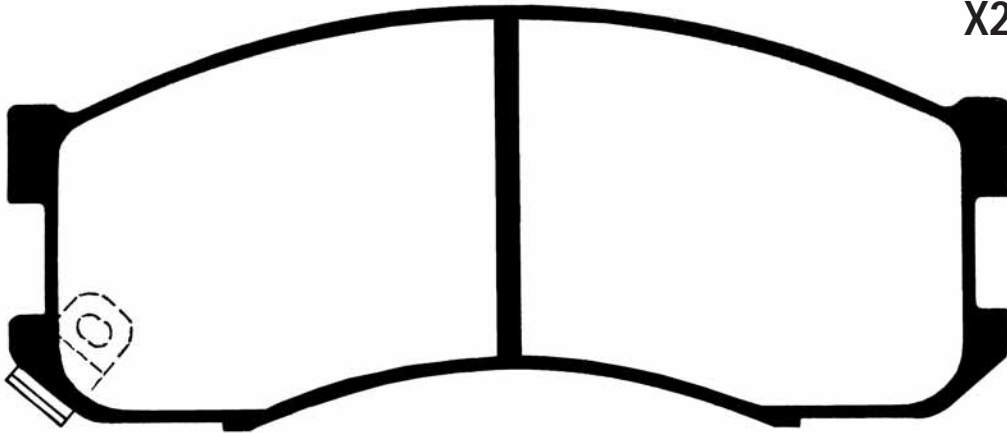
PA-378AF							WVA
	HYUNDAI	L	H	Th			
	78,2	66,6	15			20491	



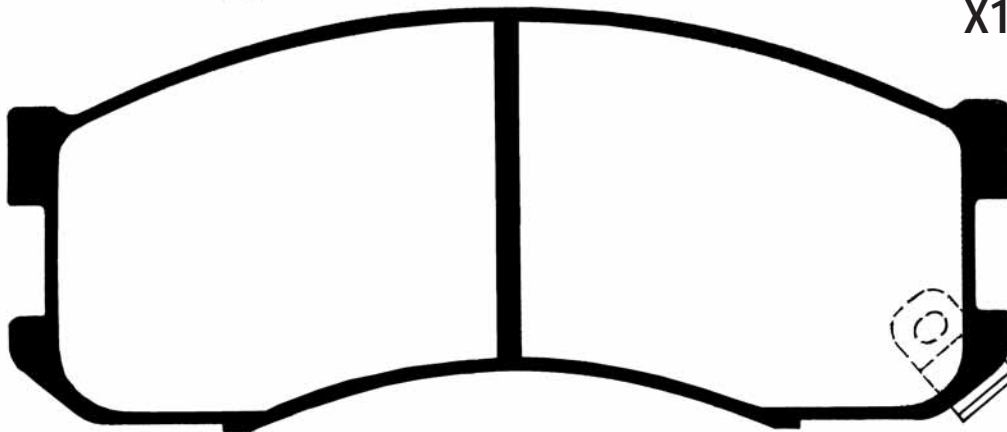
PA-380AF MAZDA				WVA
	L	H	Th	21731
	133,2	56,4	15,2	



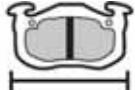

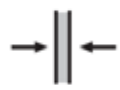
X2

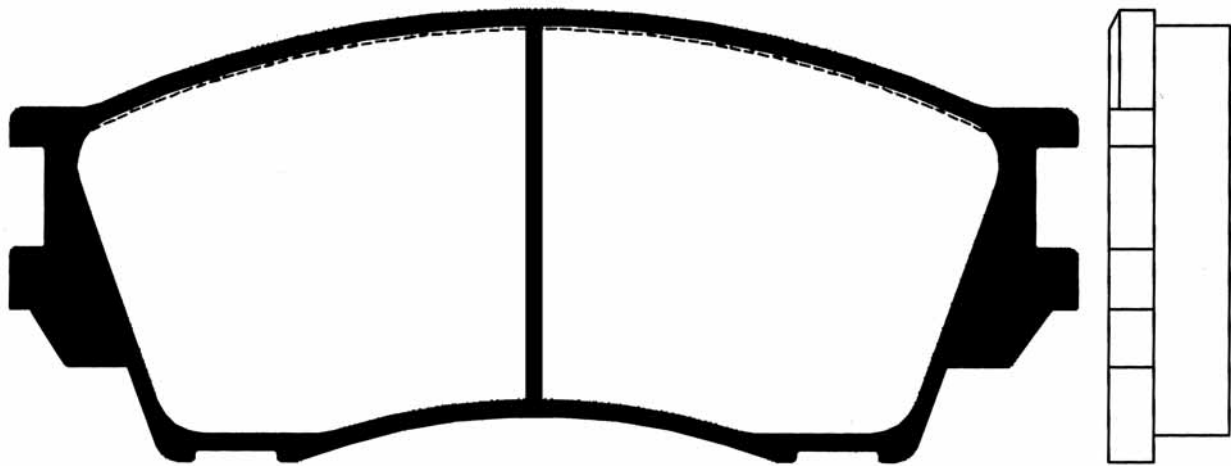


X1




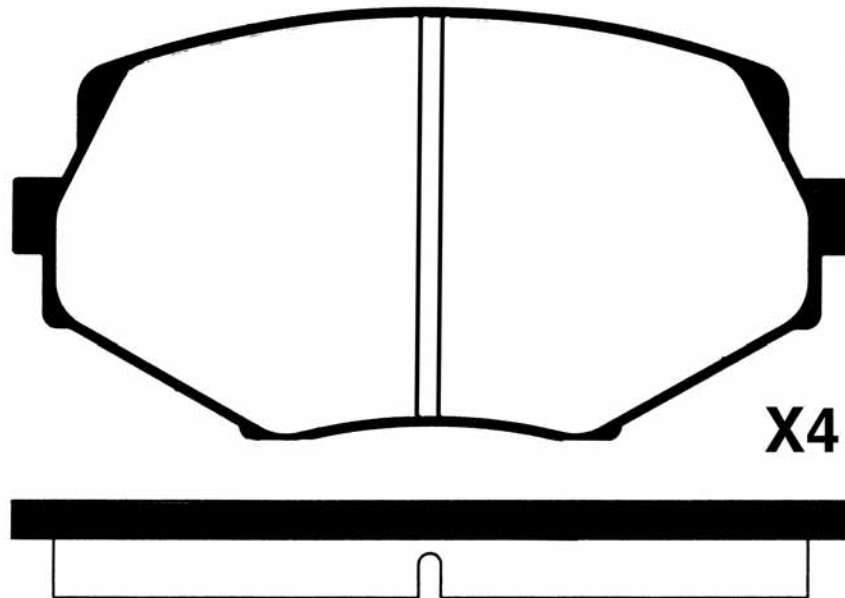
X1




PA-382AF							WVA
	MAZDA	L	H	Th			
	142,3	60	15,2			21571	

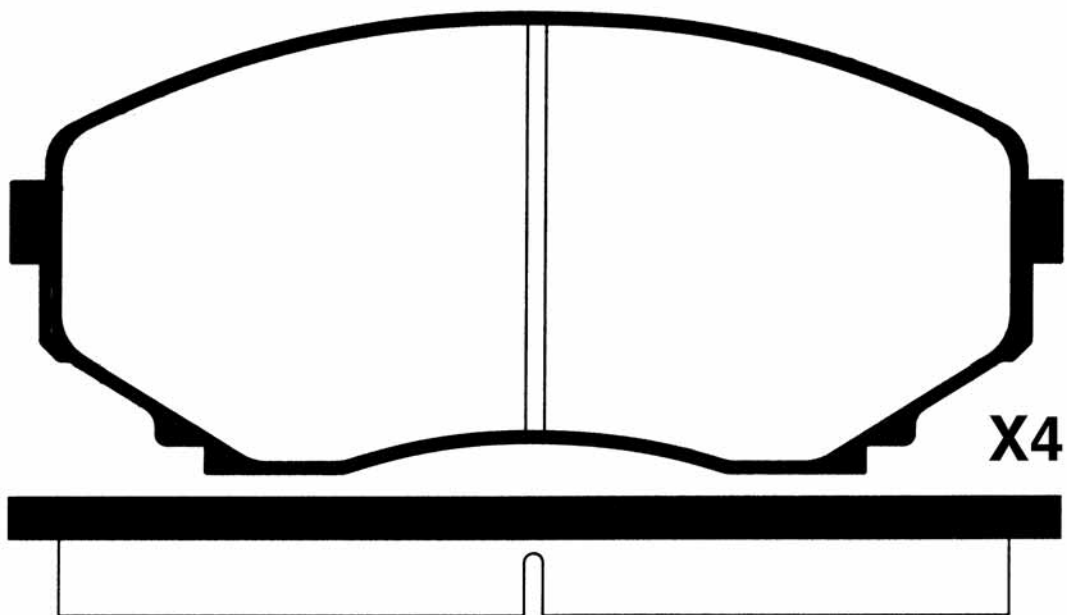


X4

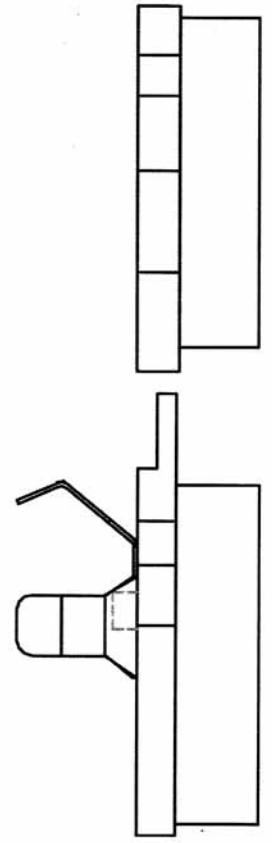
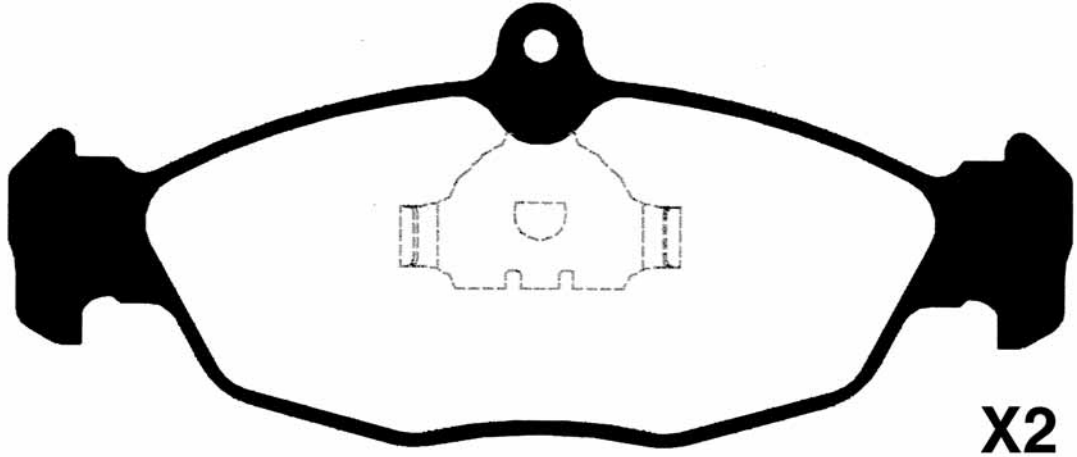
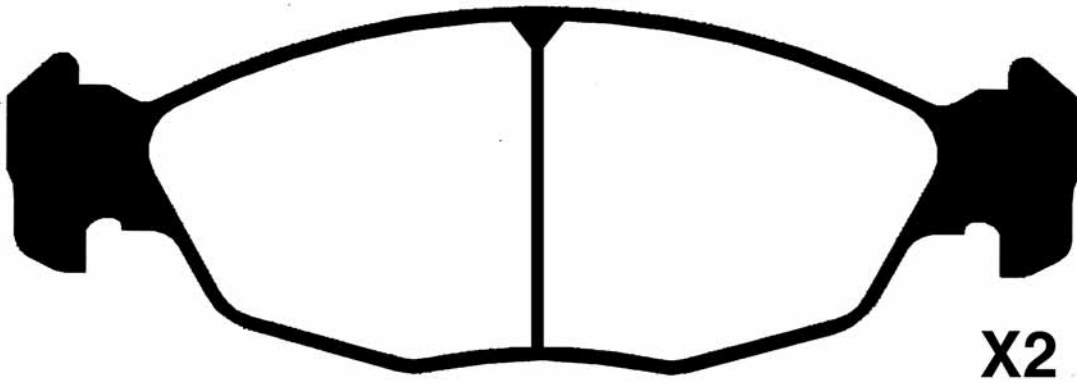
PA-383AF				WVA
	MAZDA	L	H	
	110,2	57,5	14	23354

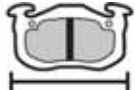




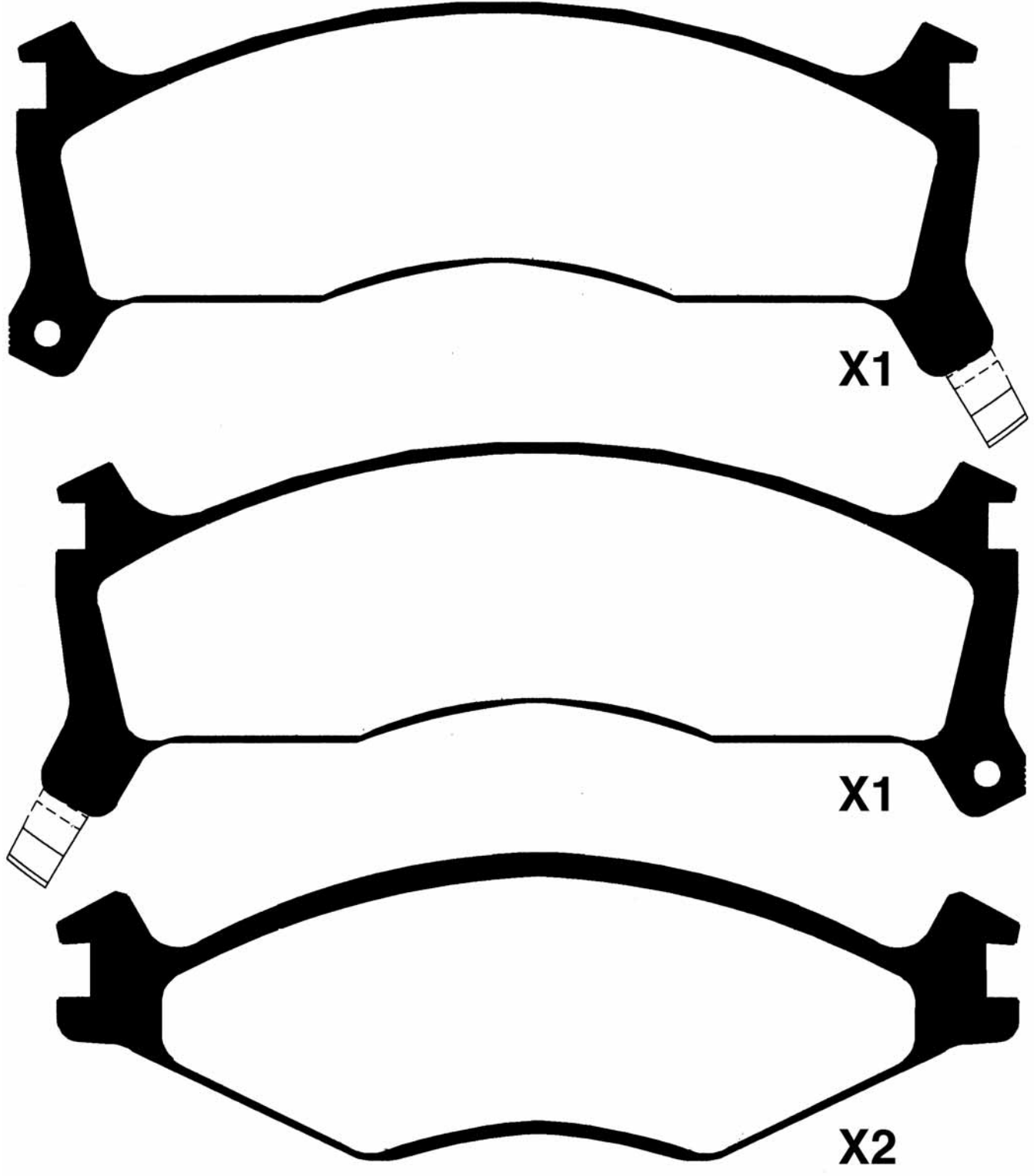
PA-384AF				WVA
MAZDA	L	H	Th	
	139	60,7	15,3	23515






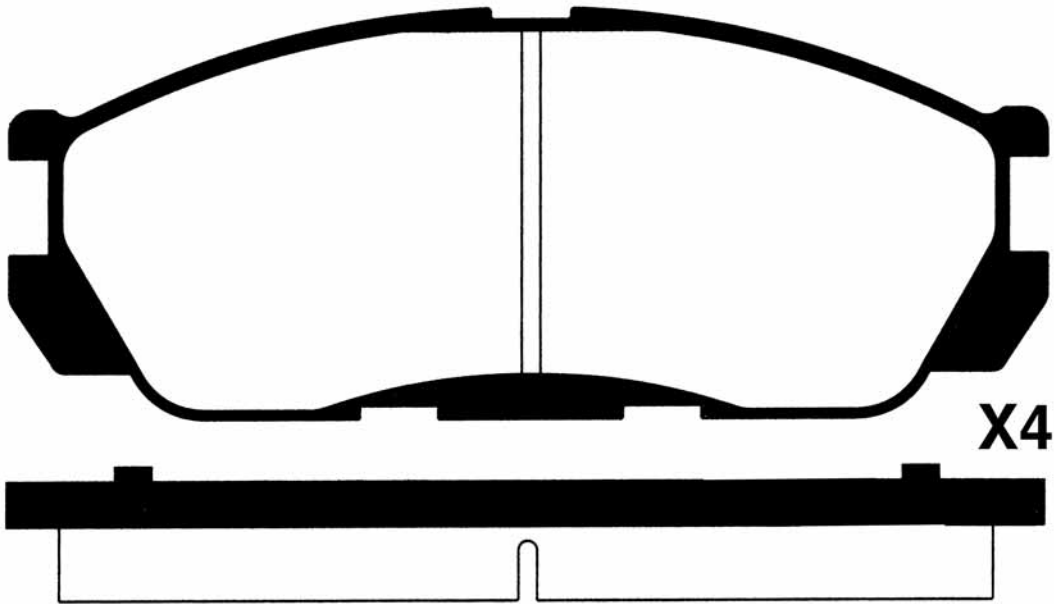
PA-390AF VAUXHALL - OPEL - DAEWOO				WVA
	L 140/141,5	H 58,8/48	Th 16,4	20547




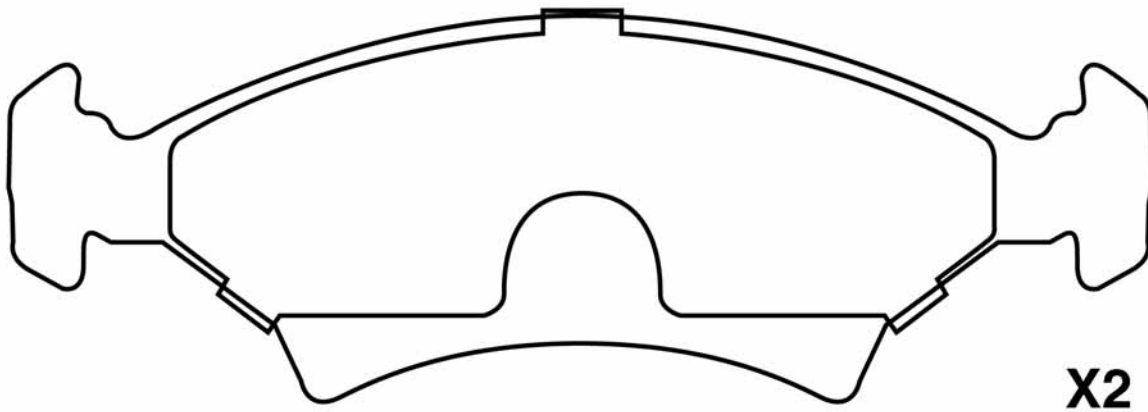
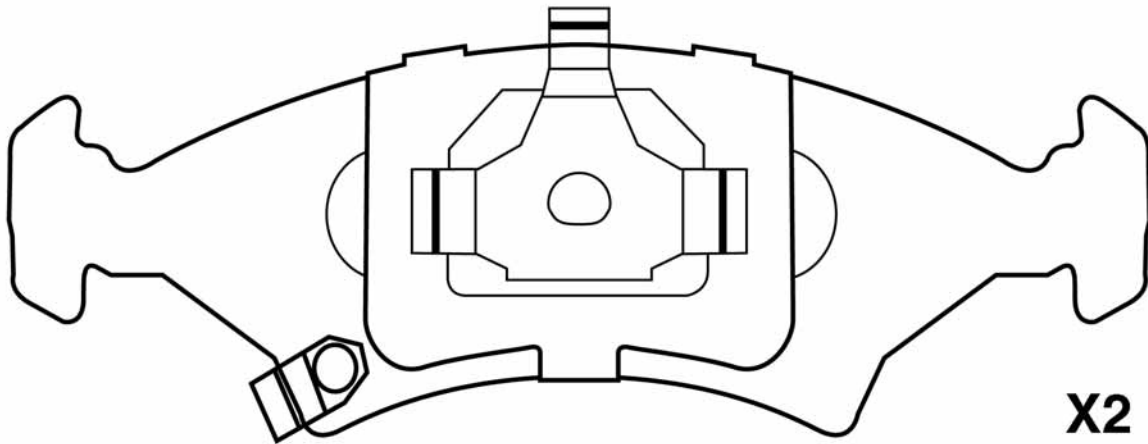
PA-392AF						WVA
	KIA	L	H	Th		
	165,3/171,8	49,2/65,7	17,1/15	21785		



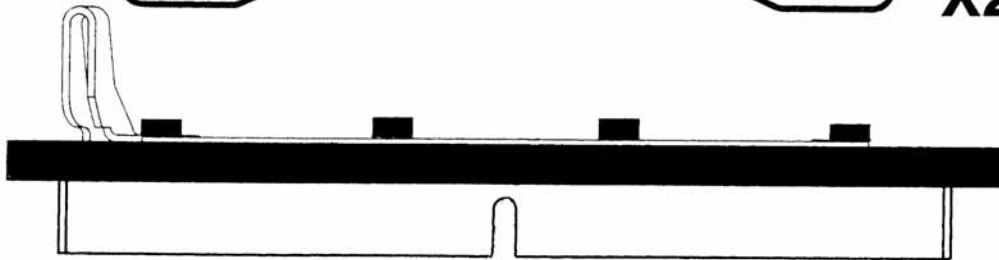
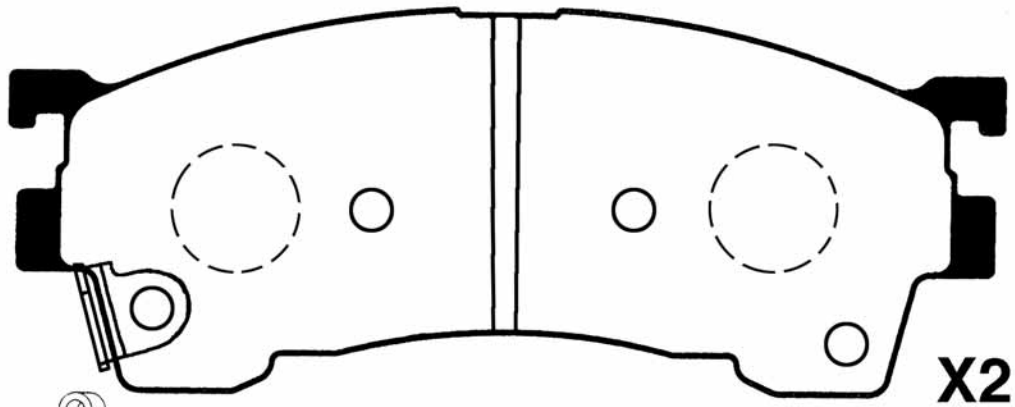

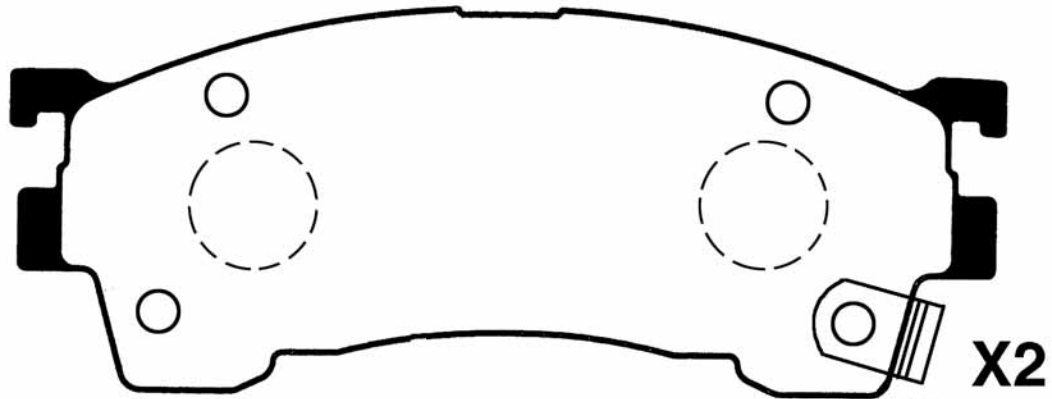
PA-397AF MAZDA				WVA
	L	H	Th	
	138	53,5	15,4	

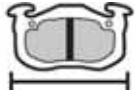




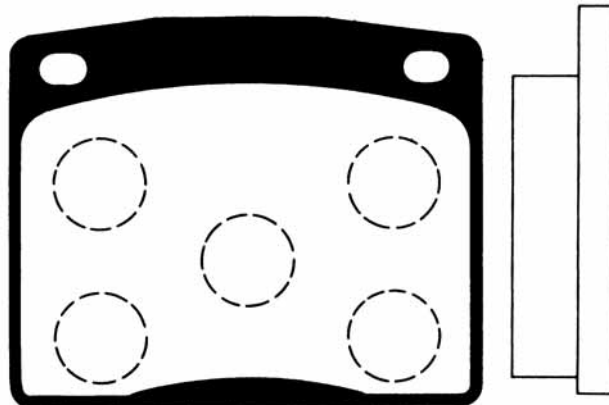
PA-398AF				WVA
	MAZDA - KIA	L	H	Th
	151,4	48,7	17,3	23267




PA-399AF MAZDA				WVA
	L 131,5	H 52	Th 15,8	21755

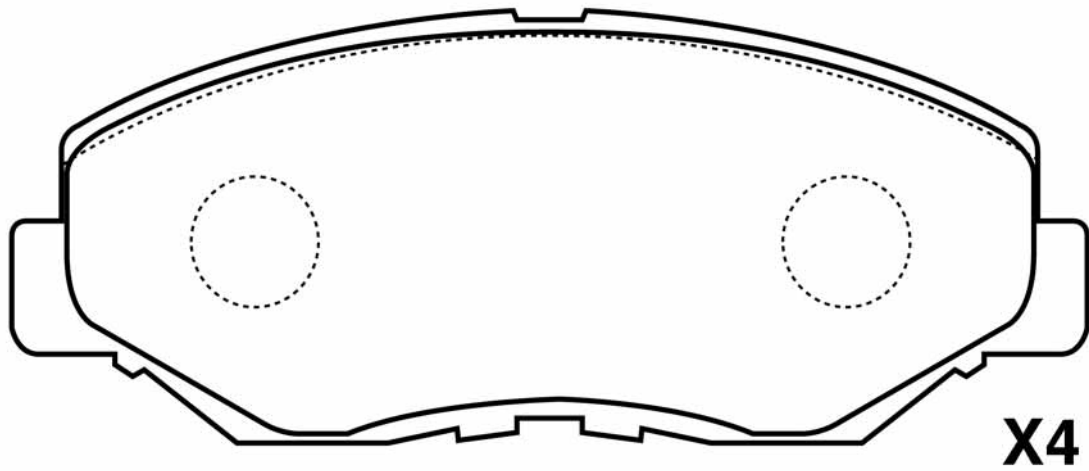


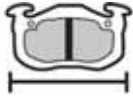


PA-400AF				WVA
HONDA	L	H	Th	
	63,6	52,5	14	20485

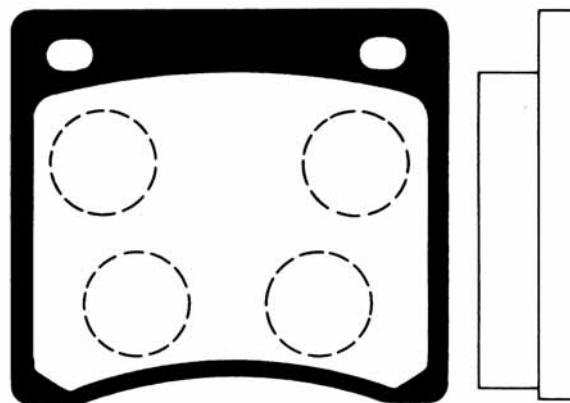


X4

PA-401AF				WVA
	HONDA	L	H	
	142,1	58	16,7	23868

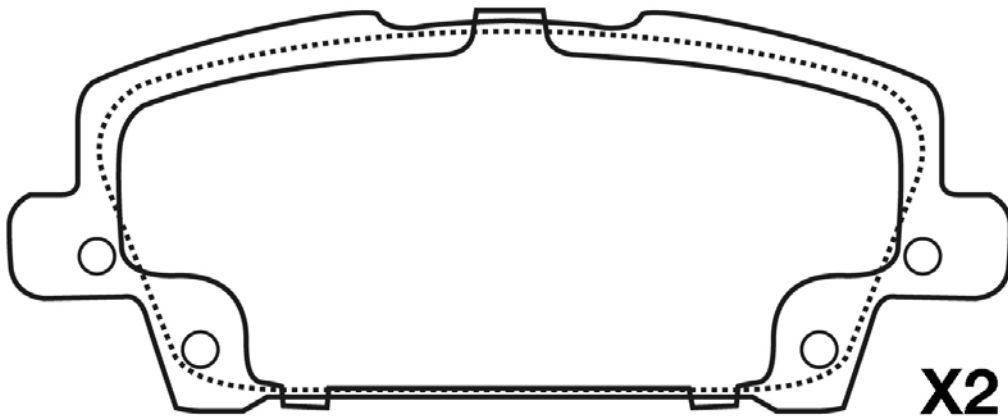
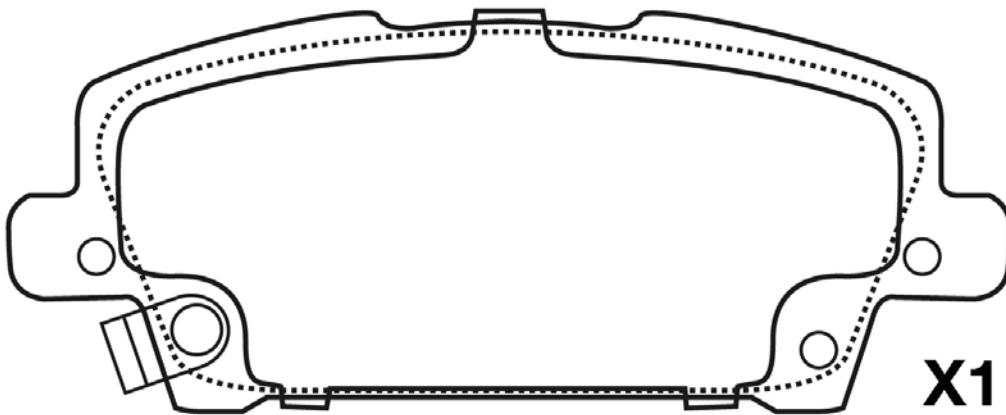
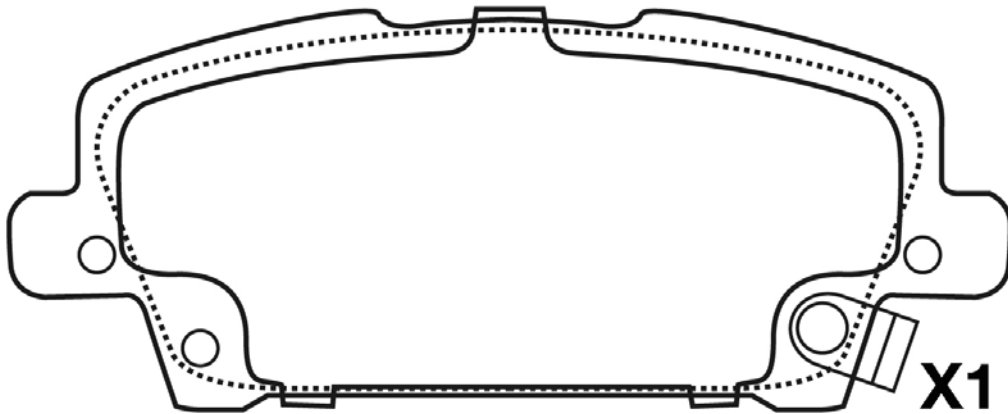


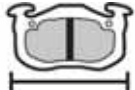


PA-402AF							WVA
	HONDA	L	H	Th			
	57,8	52,7	14,6	20529			

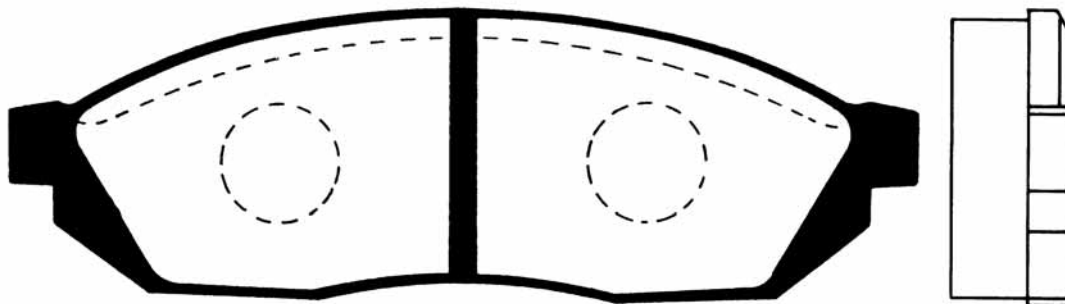


X4


PA-403AF				WVA
	HONDA	L	H	
	131,2	55	17,5	24087

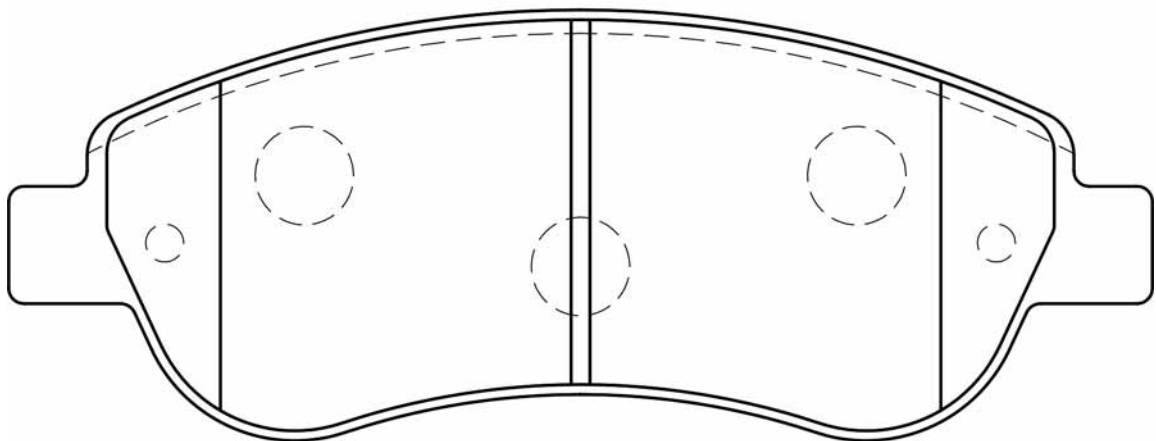
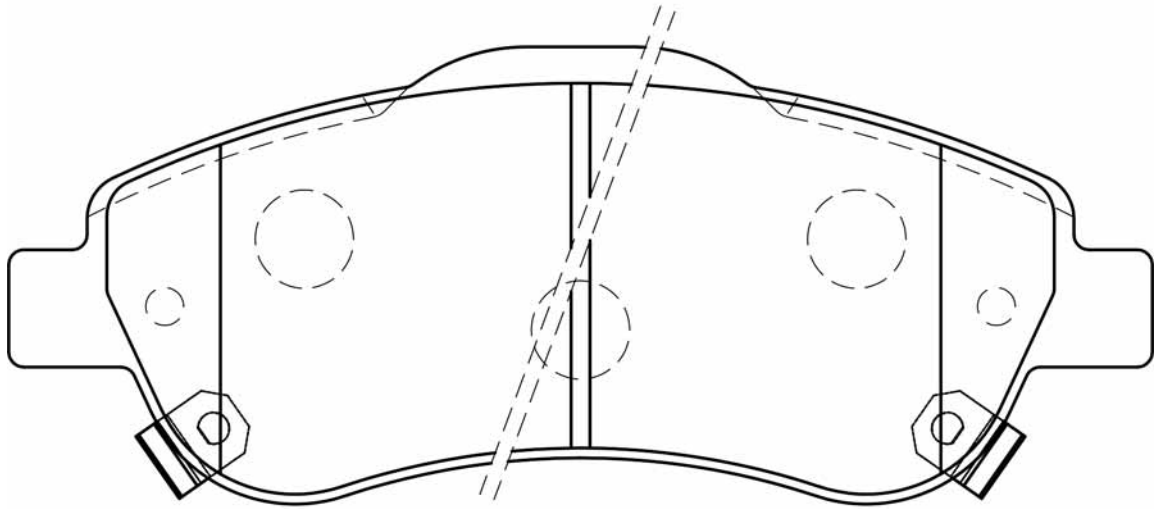


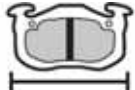


PA-404AF							WVA
	MARUTI - HONDA - BEDFORD - TRIUMPH -	L	H	Th			
	119,4	38,3	14,9			20731	

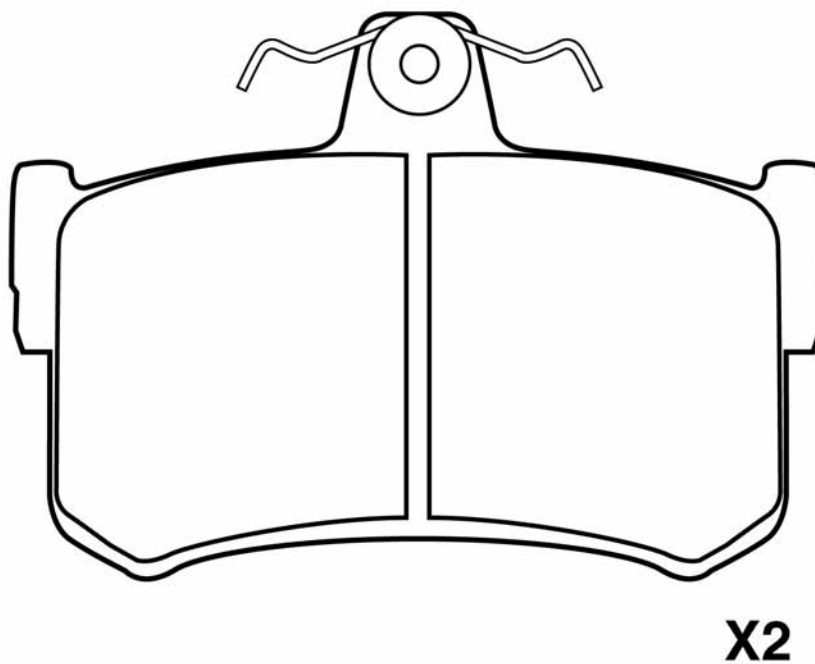
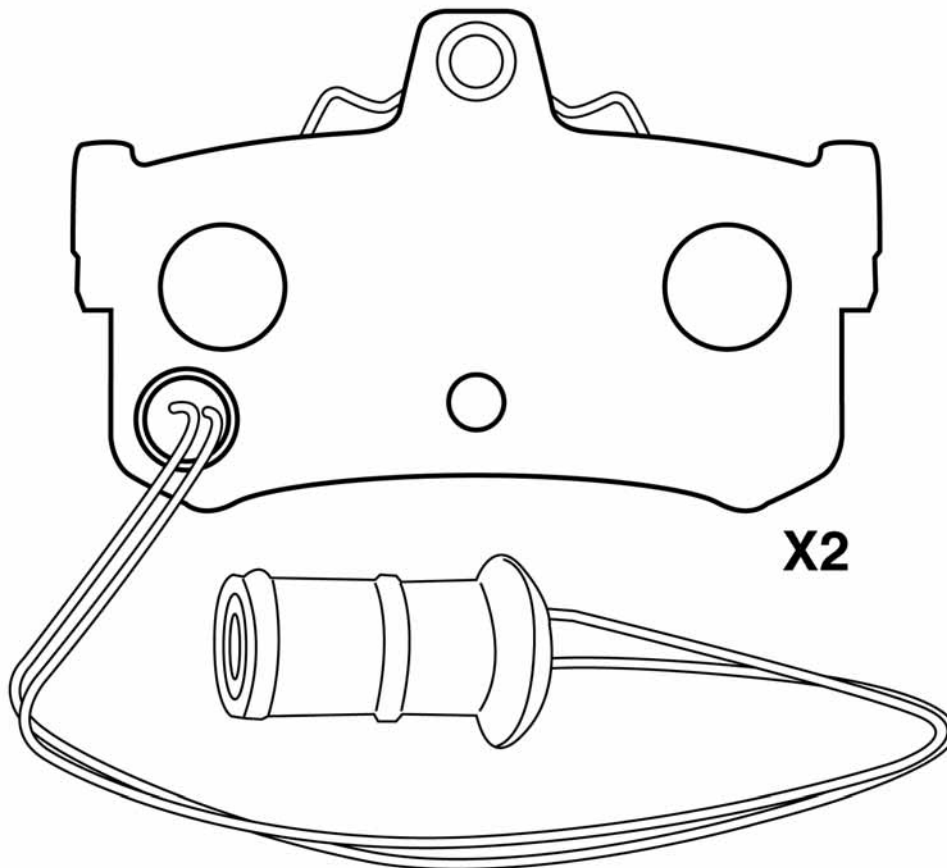


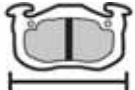

X4

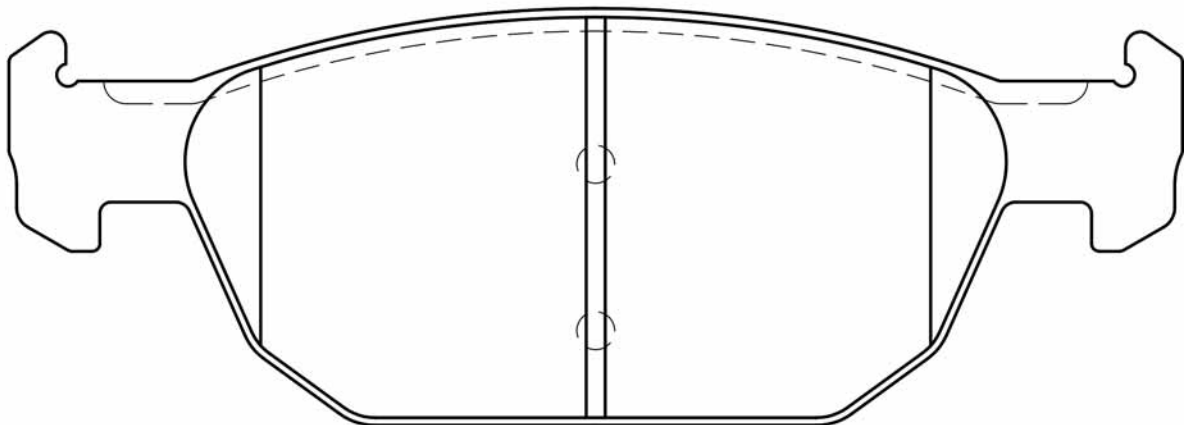
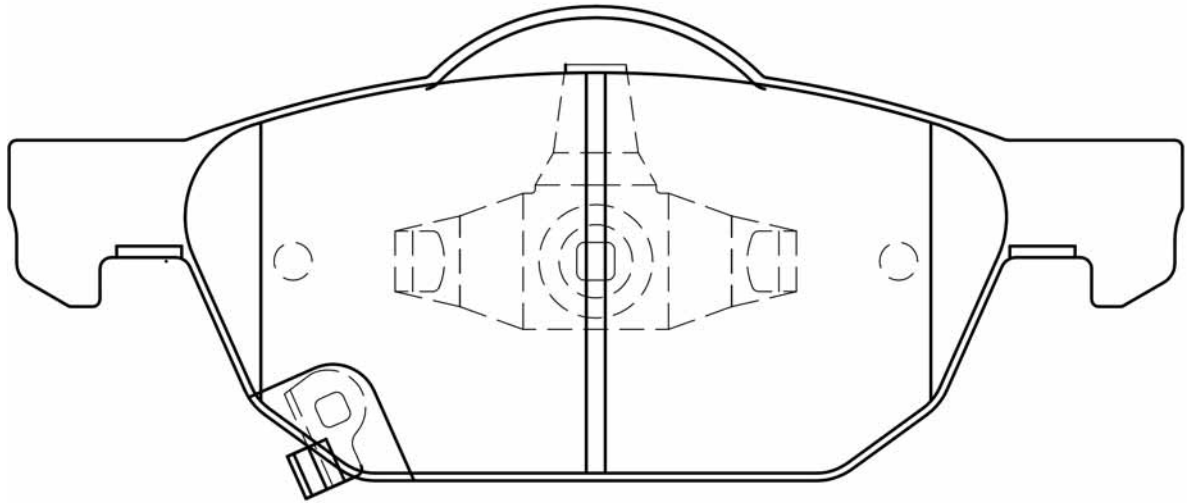
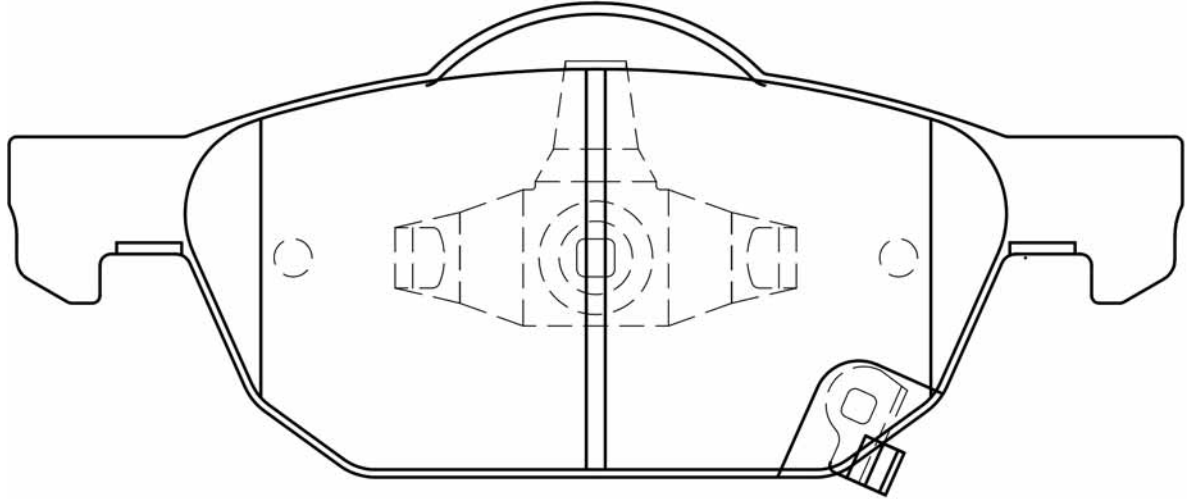
PA-405AF				WVA
	HONDA	L	H	
	151	61/57	19	24638




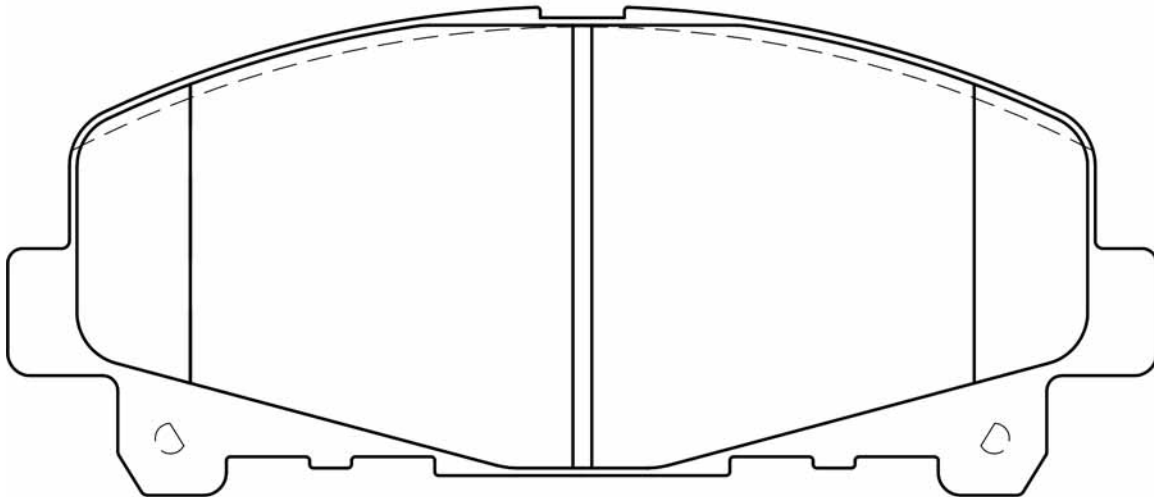
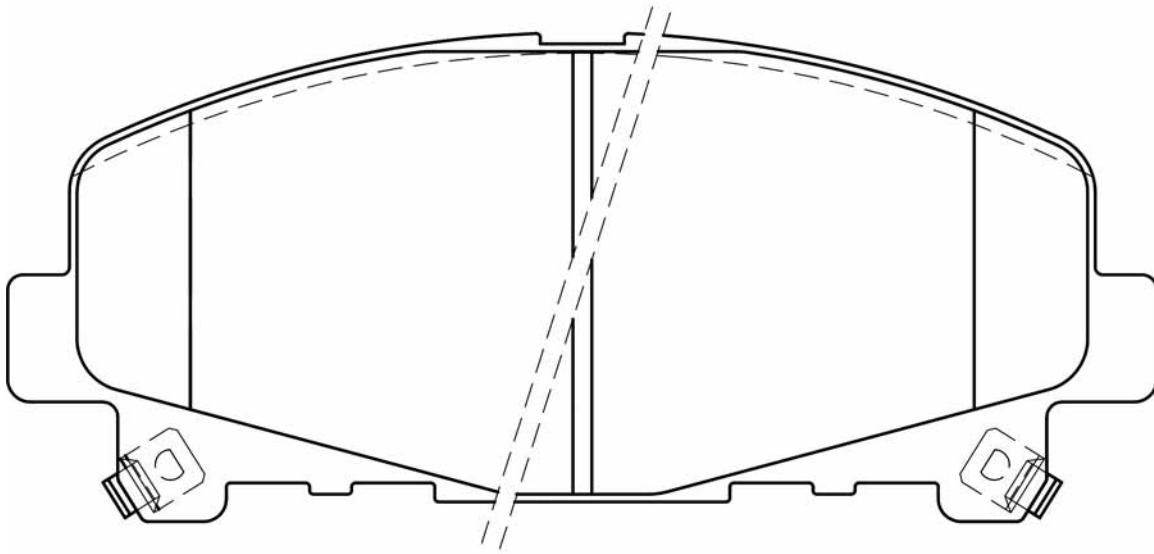
PA-406AF							WVA
	HONDA	L	H	Th			
	108	45,5	14			20535	




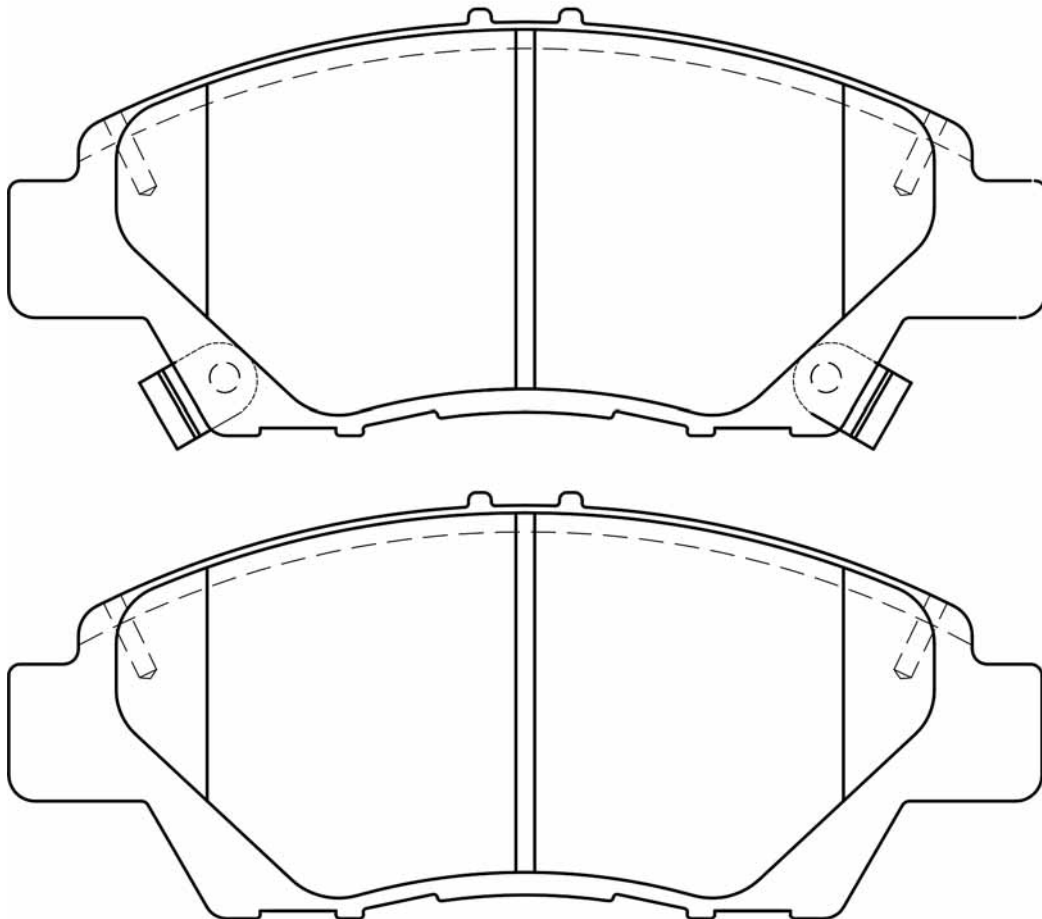
PA-407AF				WVA
	HONDA	L	H	
	155	64/55	18	24796

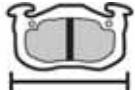




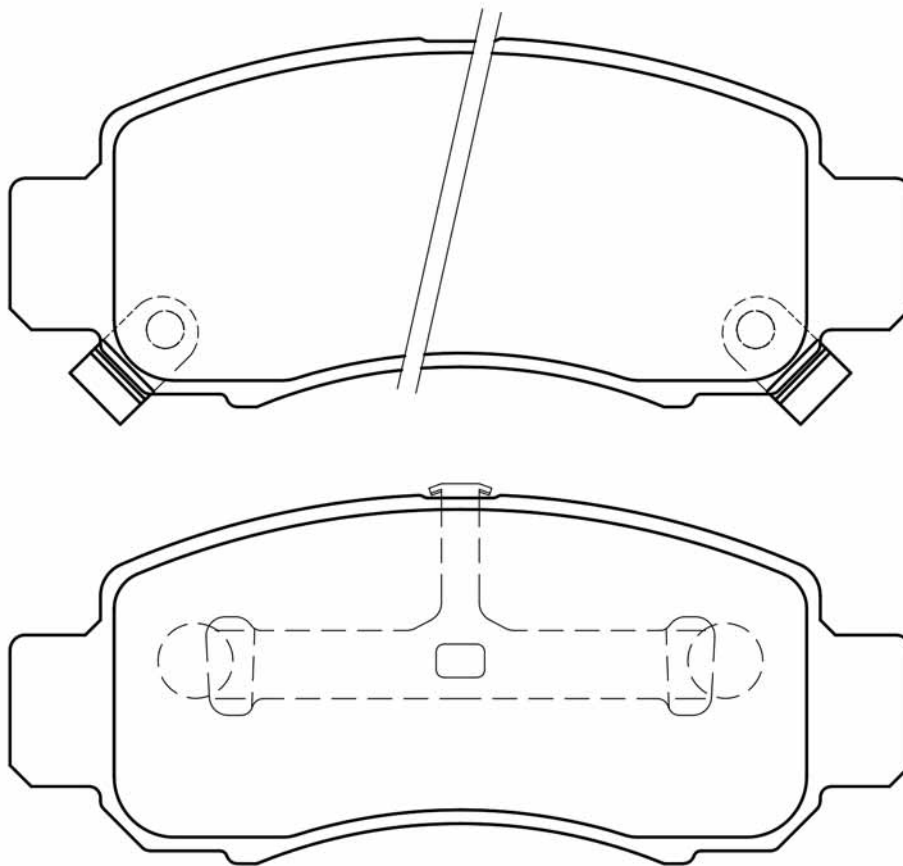
PA-409AF				WVA
	HONDA	L	H	
	152	63	17	24766






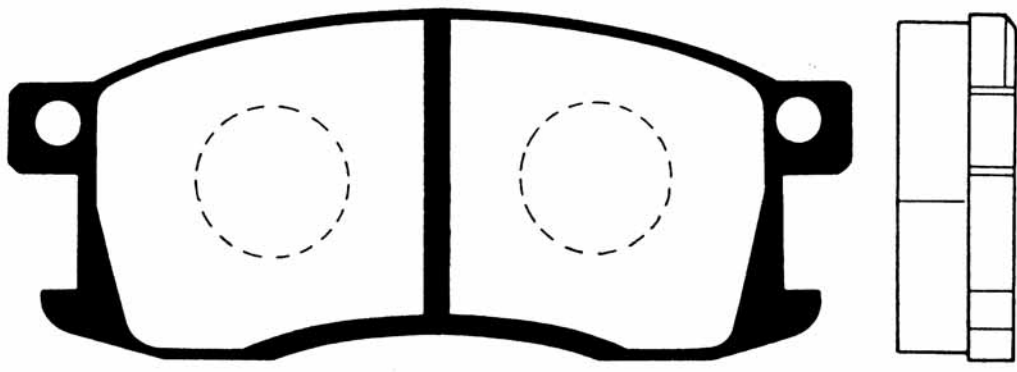
PA-410AF				WVA
	HONDA	L	H	
	136,5	56	16	24979




PA-411AF							WVA
	HONDA	L	H	Th			
	119	48,8	13,3			23616	

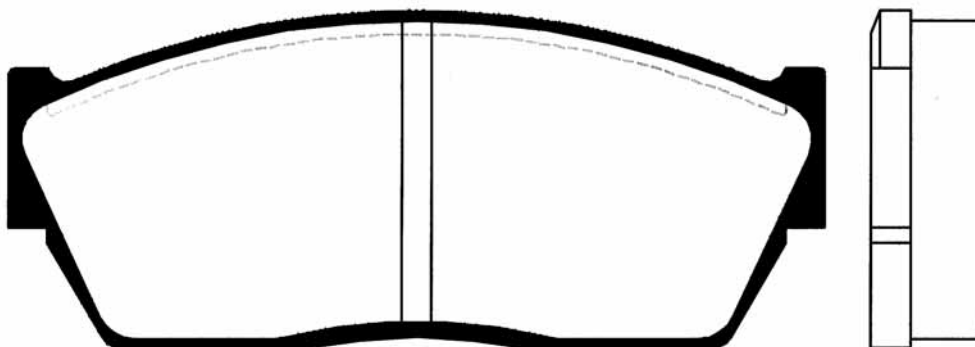


PA-412AF				WVA
	HONDA	L	H	Th
	111,3	47,3	15,4	20735




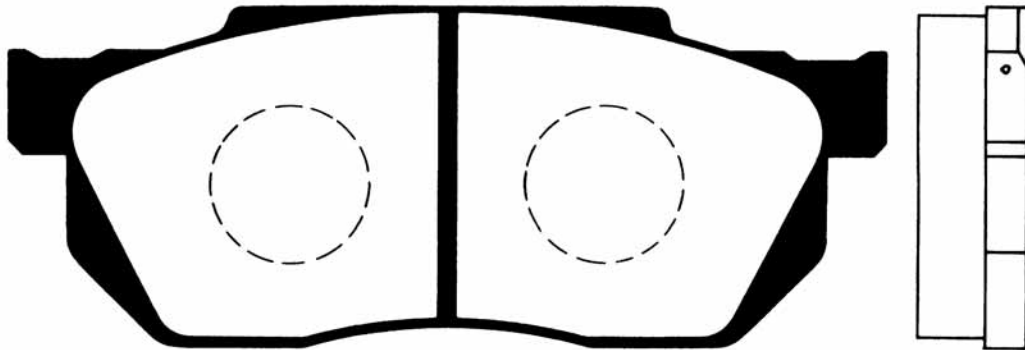
X4

PA-413AF				WVA
	HONDA	L	H	Th
	107,5	44,9	14,6	20895

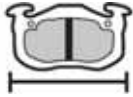




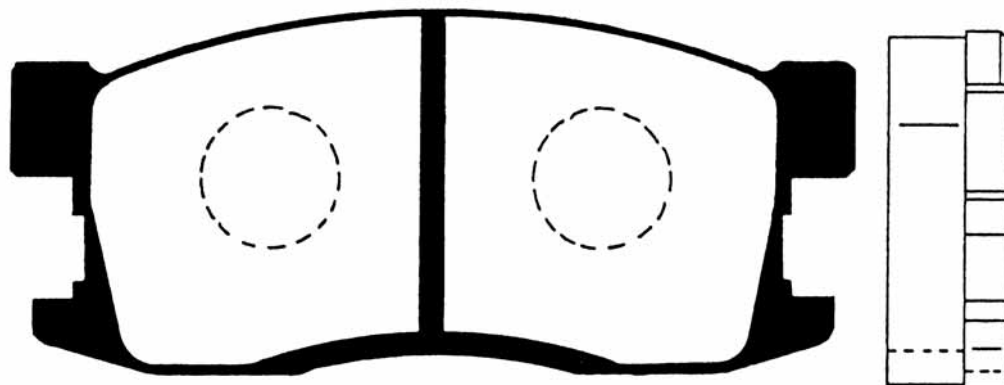
X4

PA-414AF				WVA
	HONDA	L	H	
	116	46	14,4	20959




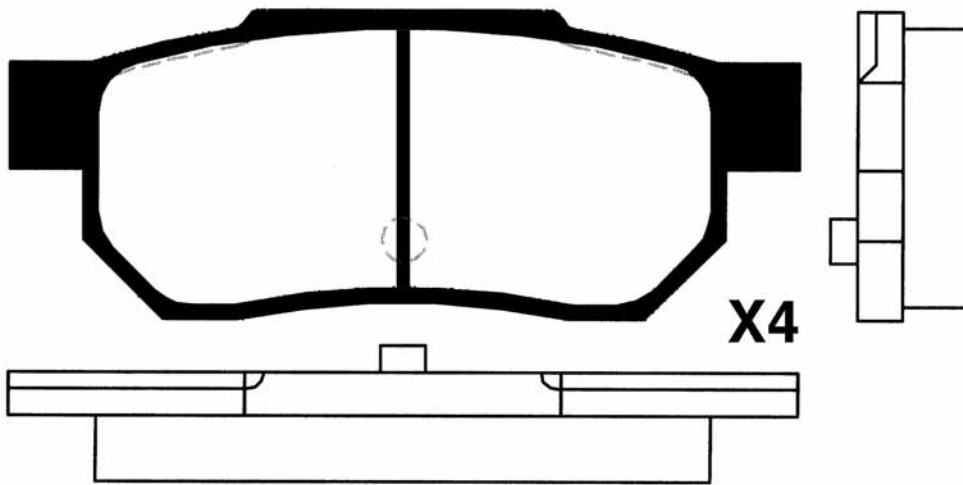
X4


PA-416AF				WVA
HONDA	L	H	Th	
	111,5	47,3	14,9	21367

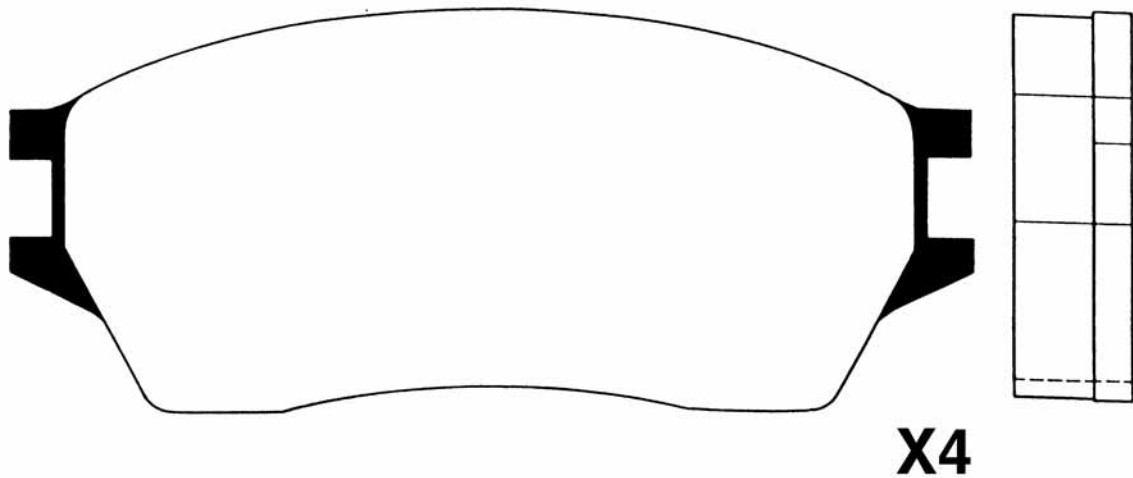




X4

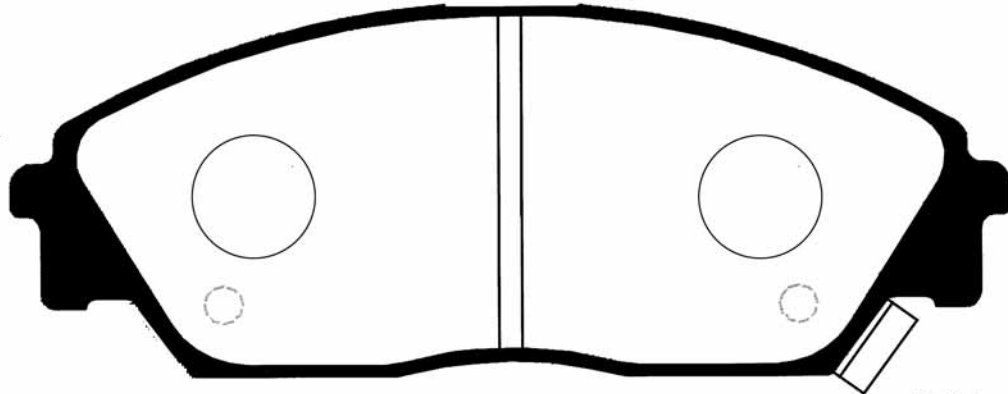
PA-417AF				WVA
	HONDA	L	H	
	104,4	40,8	14,9	21312



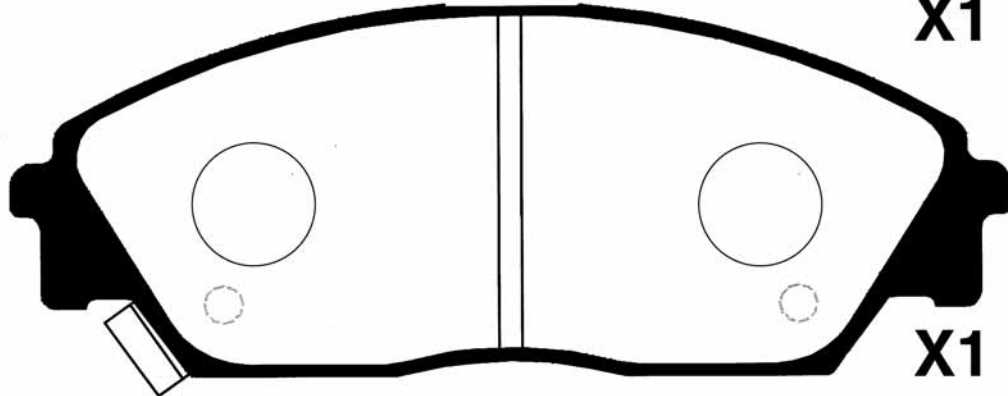
PA-421AF				WVA
	HONDA	L	H	Th
	127,4	53,4	17,1	21446



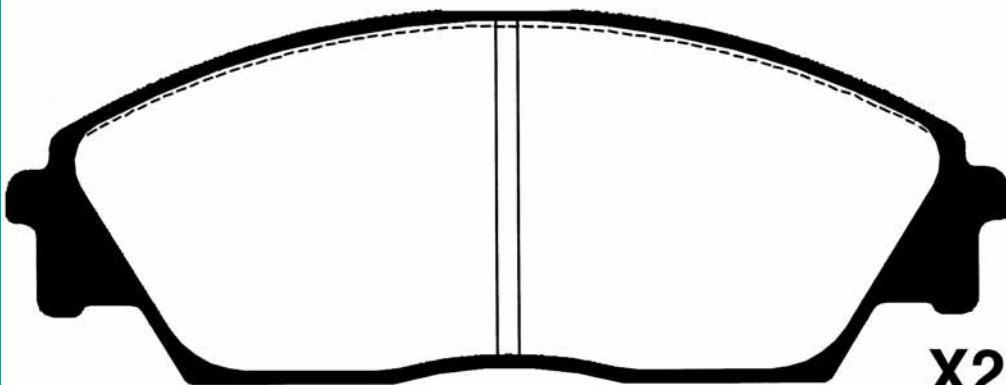
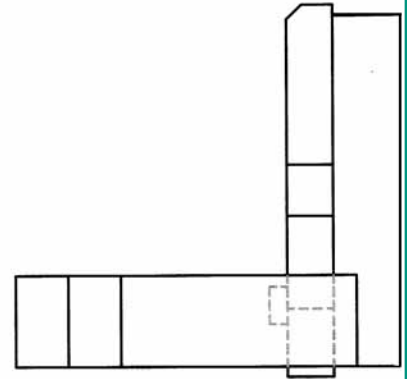
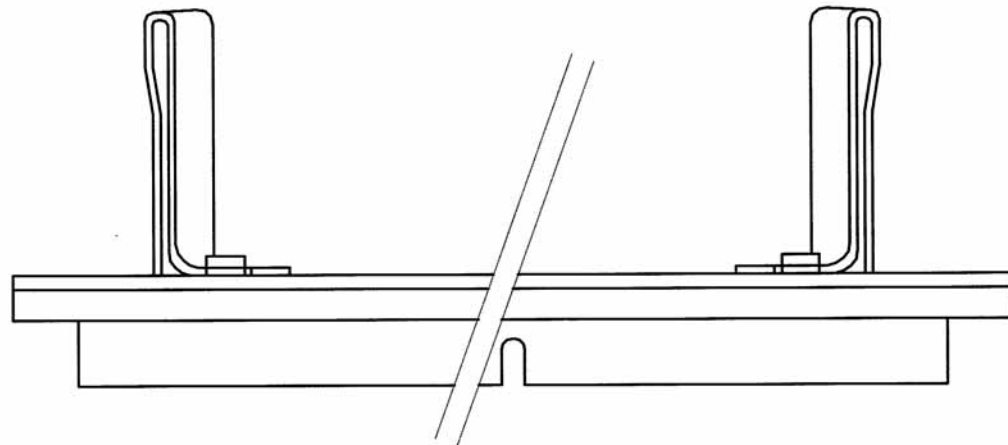
PA-423AF				WVA
	HONDA	L	H	
	132	49,2	15	21323



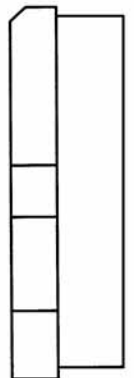
X1

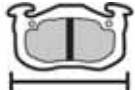




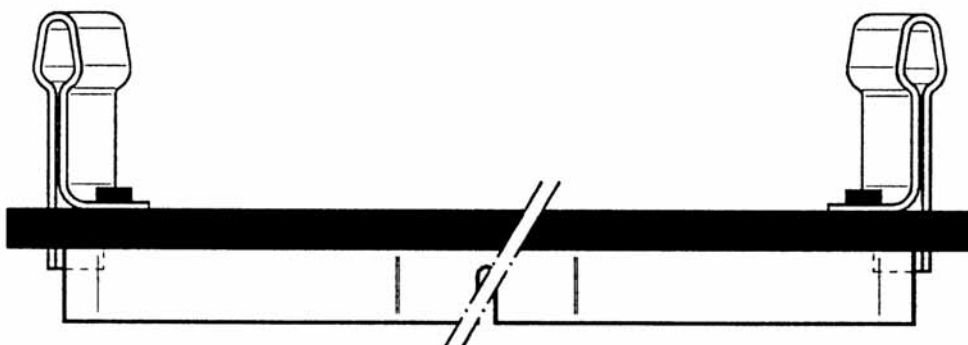
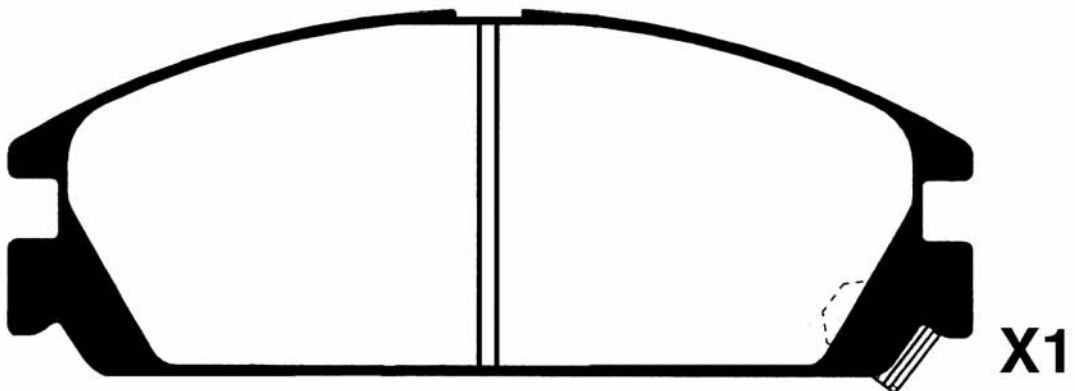
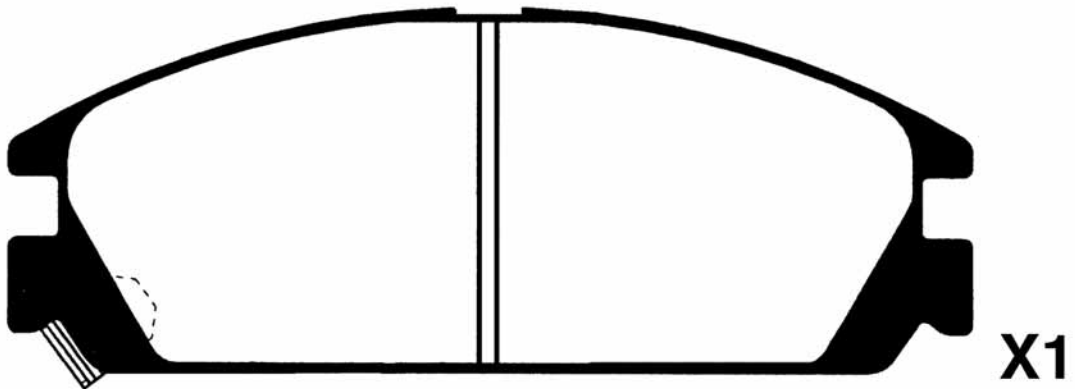
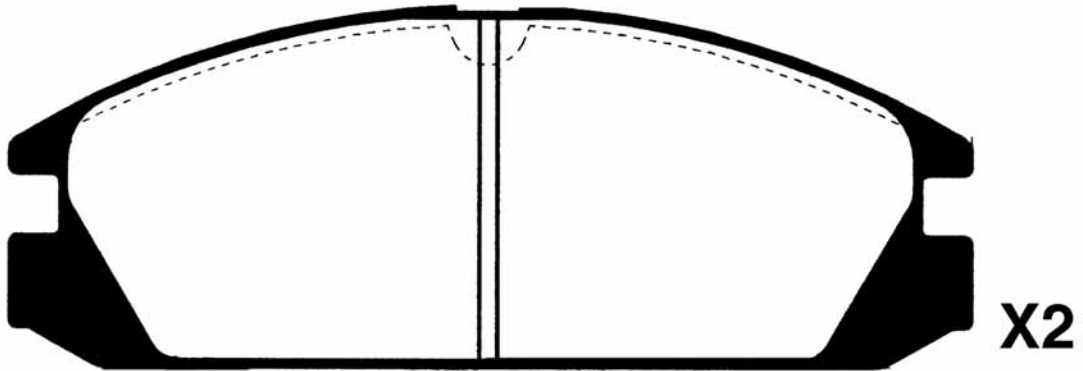
X1




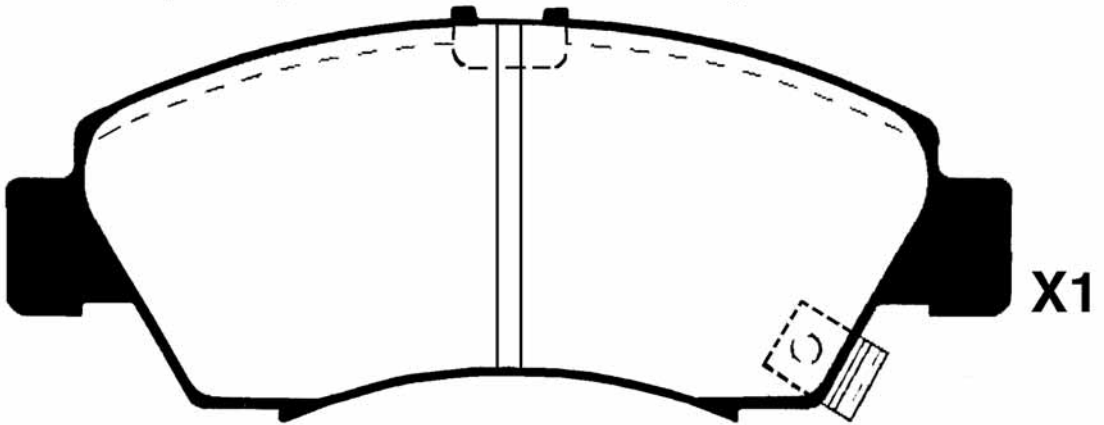
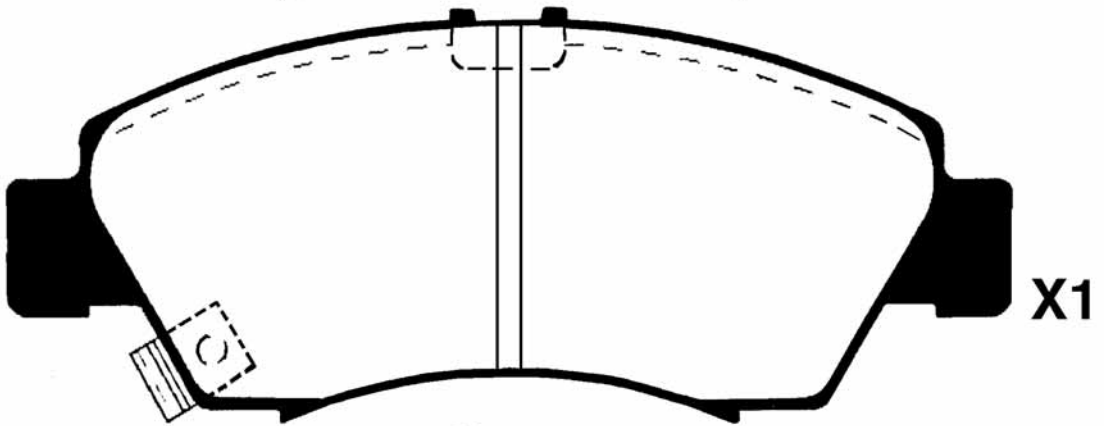
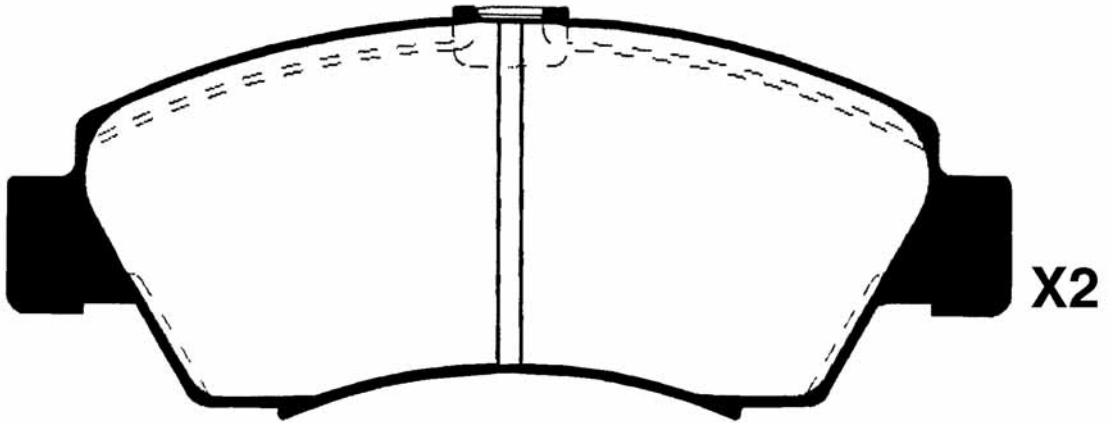
X2

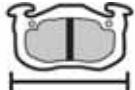




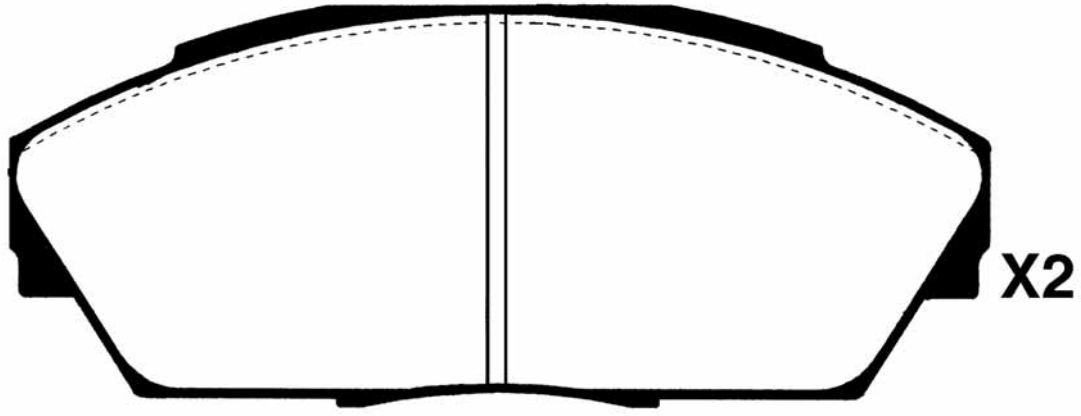
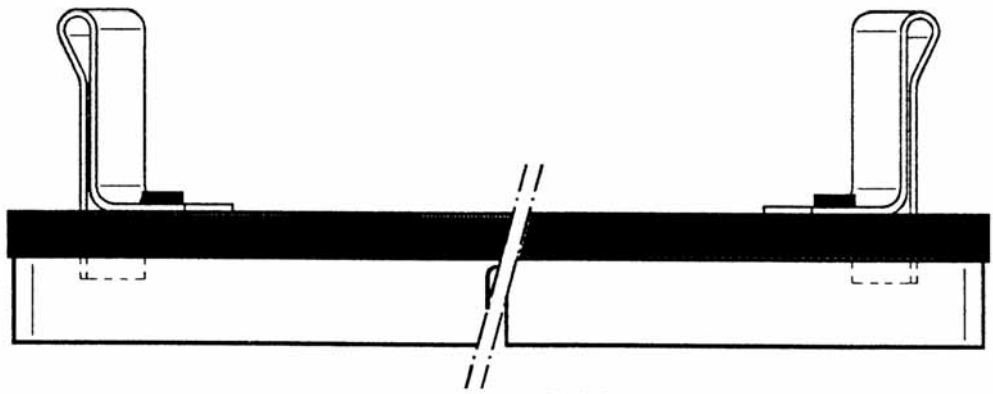
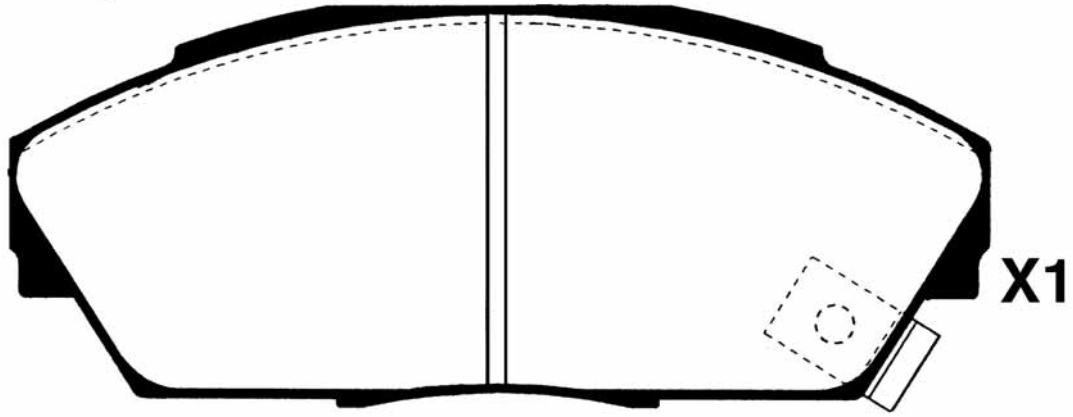
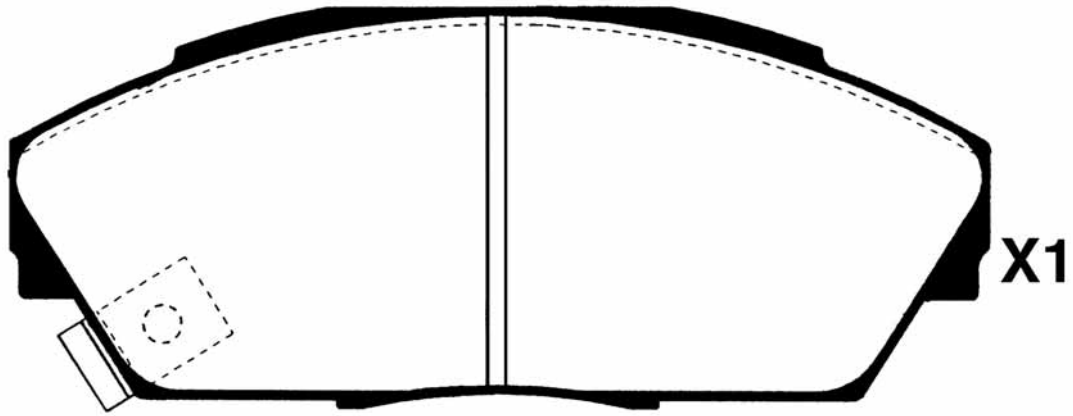
PA-424AF							WVA
	HONDA	L	H	Th			
	128	48,3	14,4			20108	




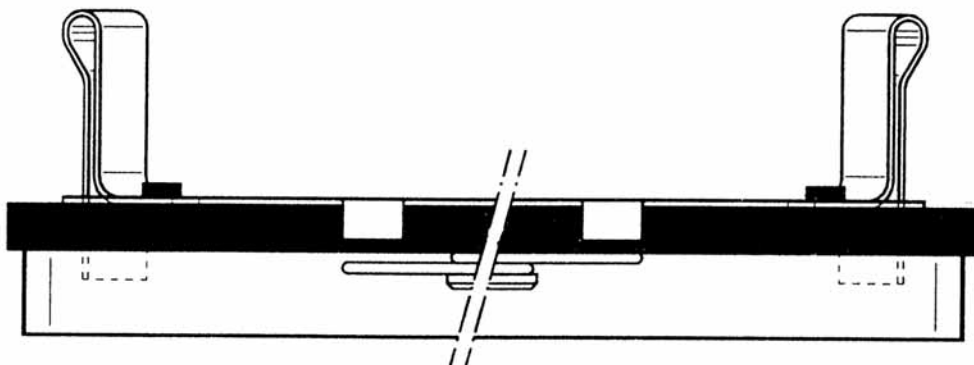
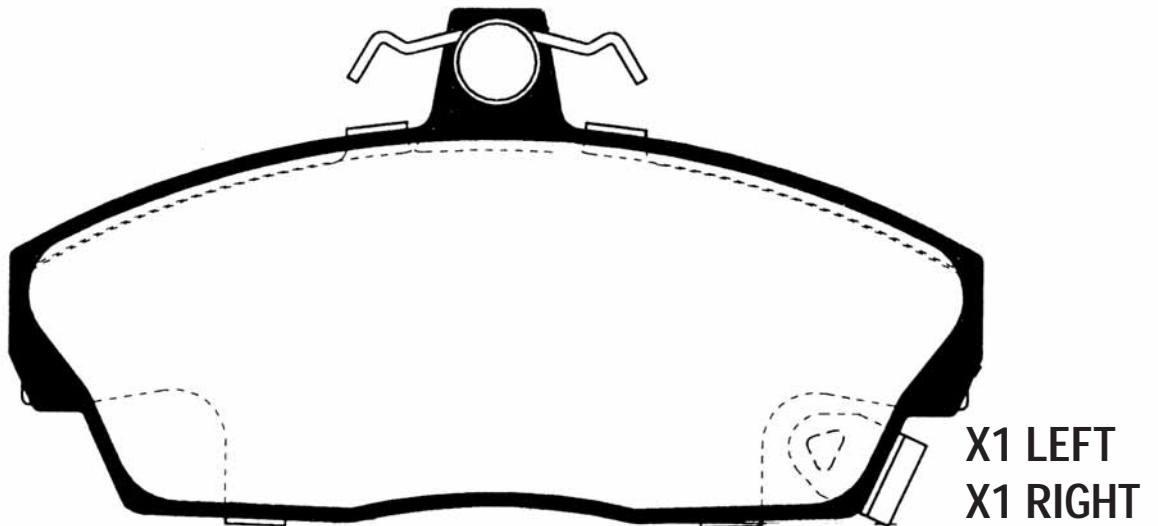
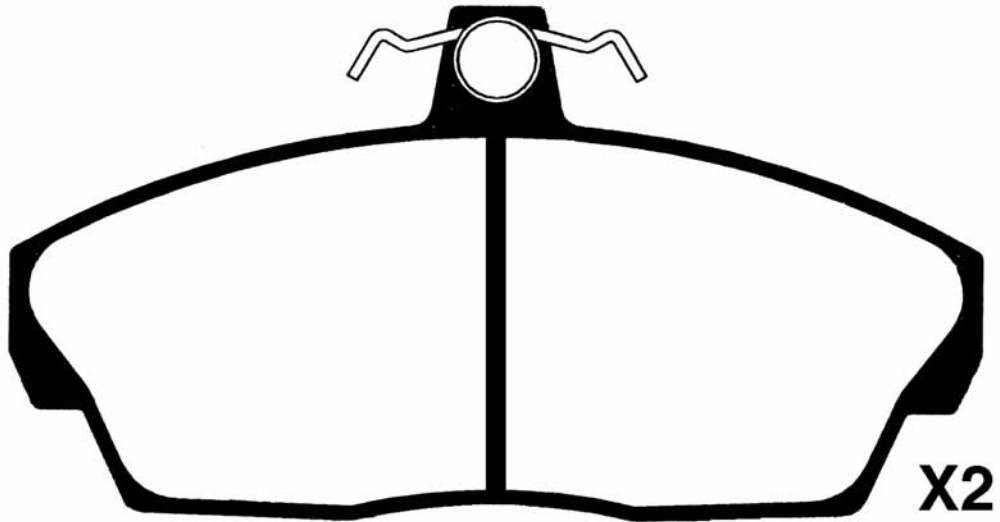
PA-425AF				WVA
	HONDA	L	H	Th
	131,7	55,3	14,4	21699

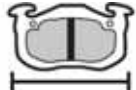




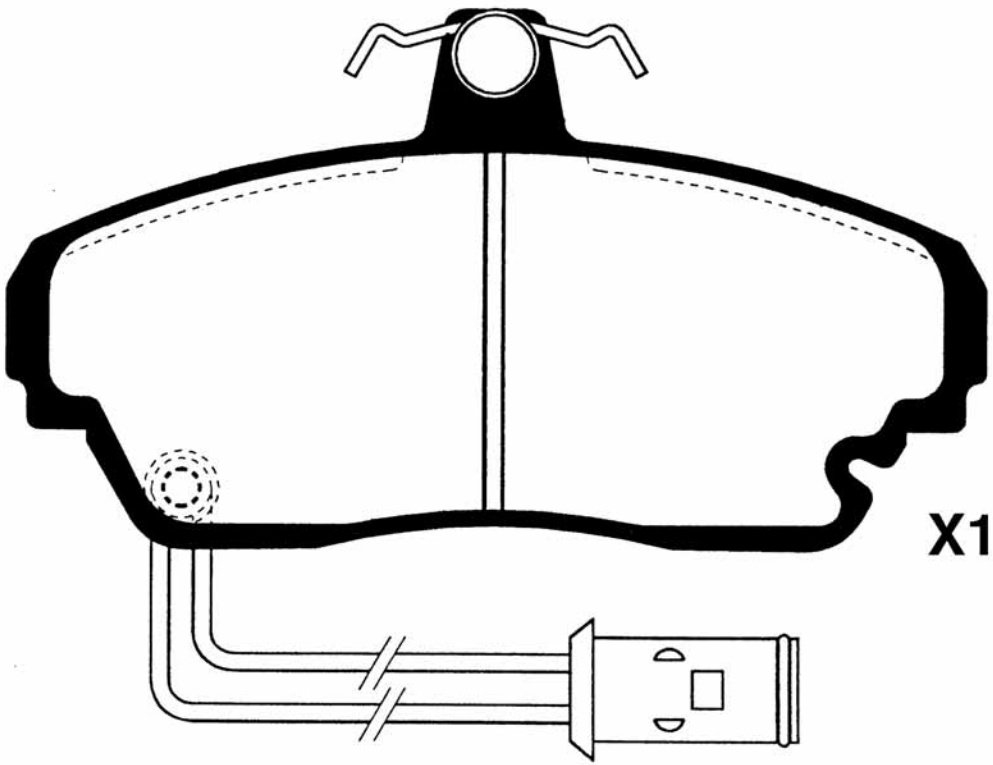
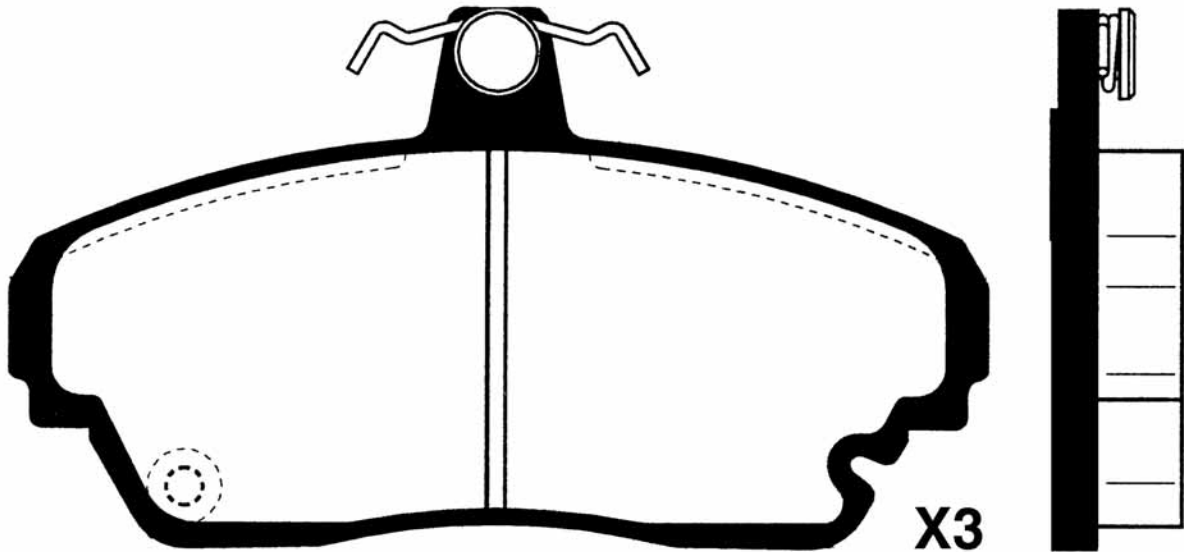
PA-426AF HONDA - ROVER							WVA
	L	H	Th				
	129,1	53,3	17				21447




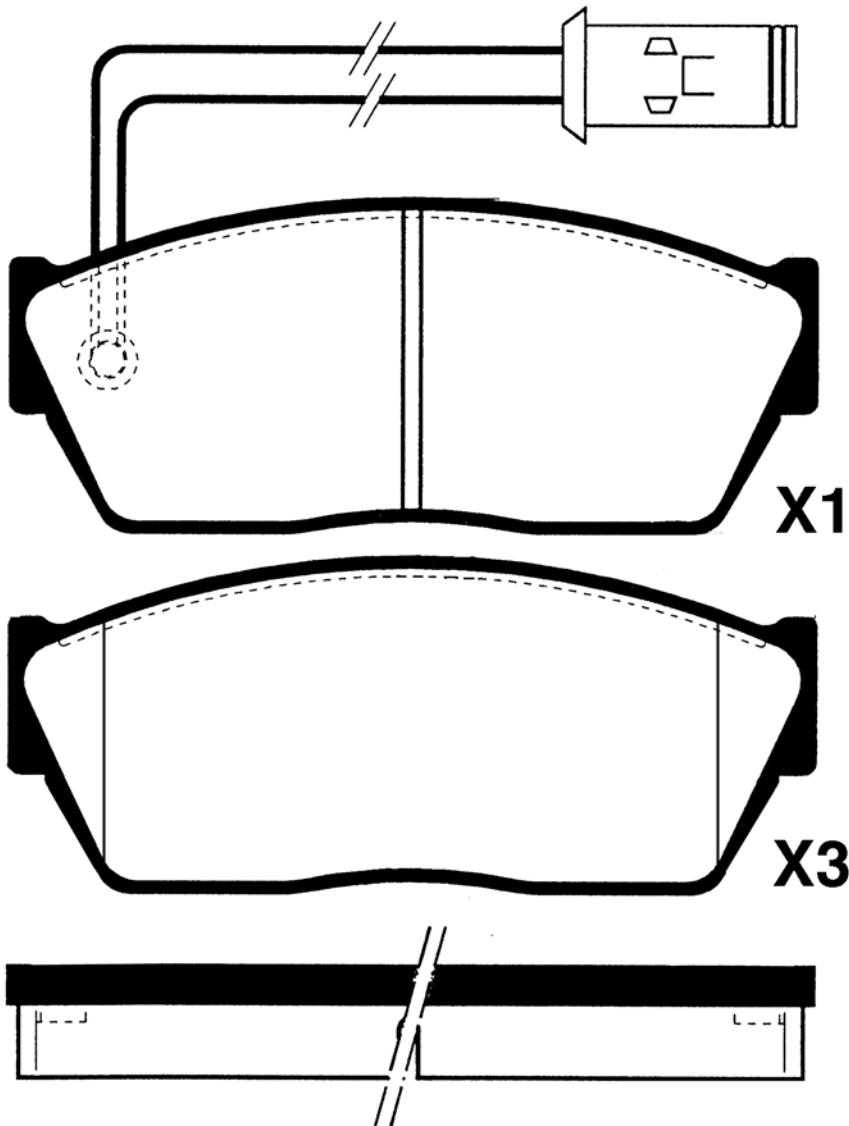
PA-427AF				WVA
	HONDA - LAND ROVER - ROVER	L 129,4	H 68,6	Th 17,6
				21517




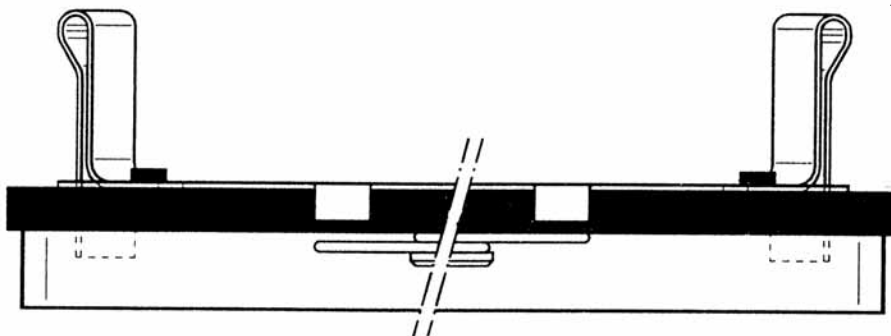
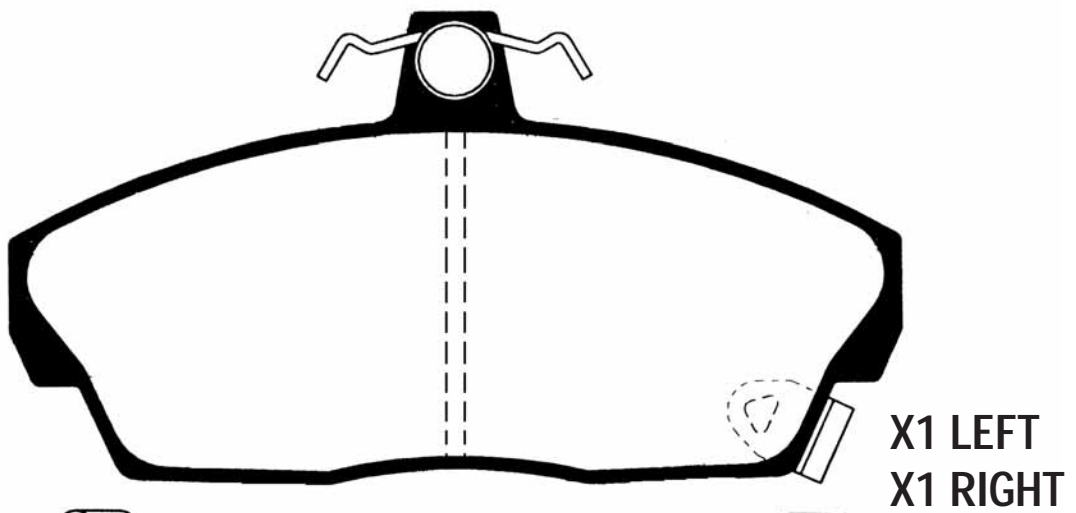
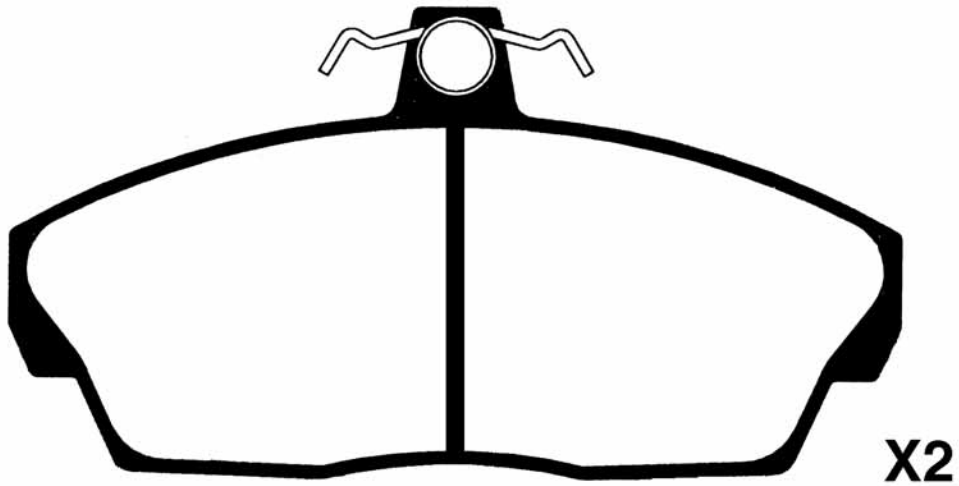
PA-428AF							WVA
	HONDA	L	H	Th			
	130	72,3	17,5	21245			




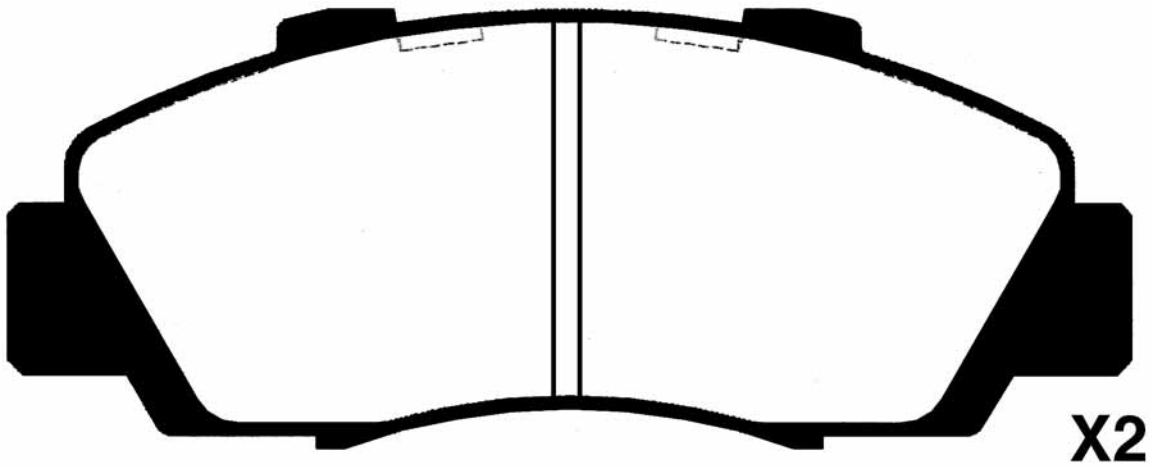
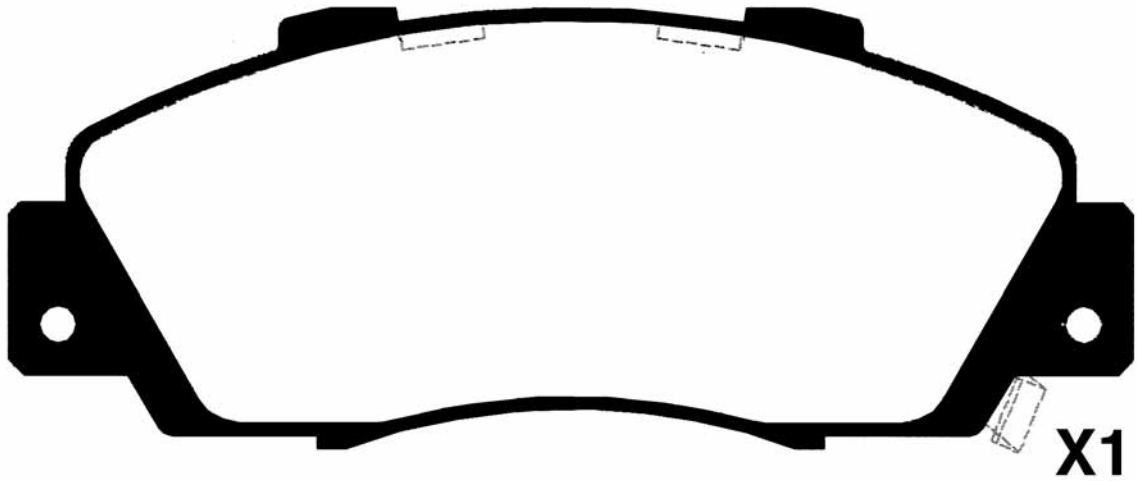
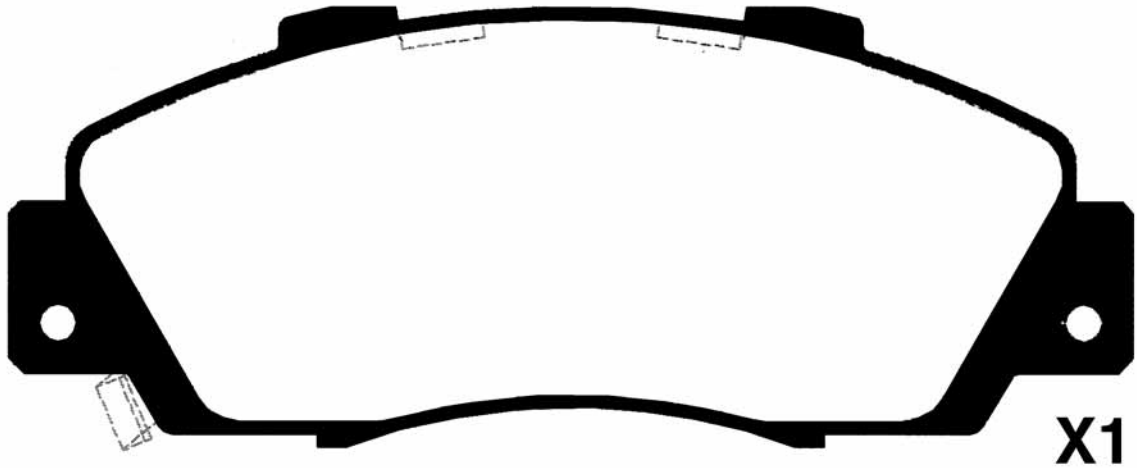
PA-429AF				WVA
	ROVER	L	H	
	107,6	45	14,8	23197

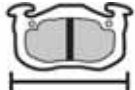




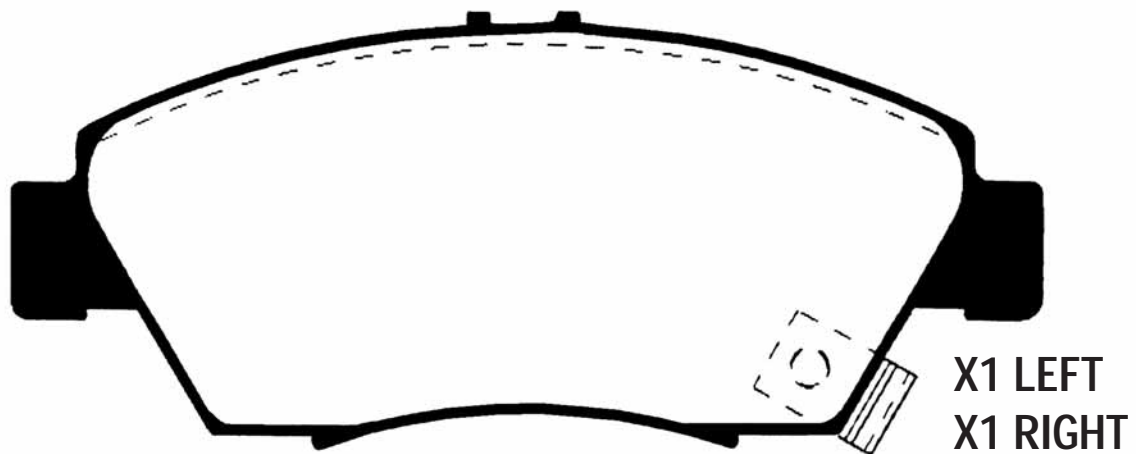
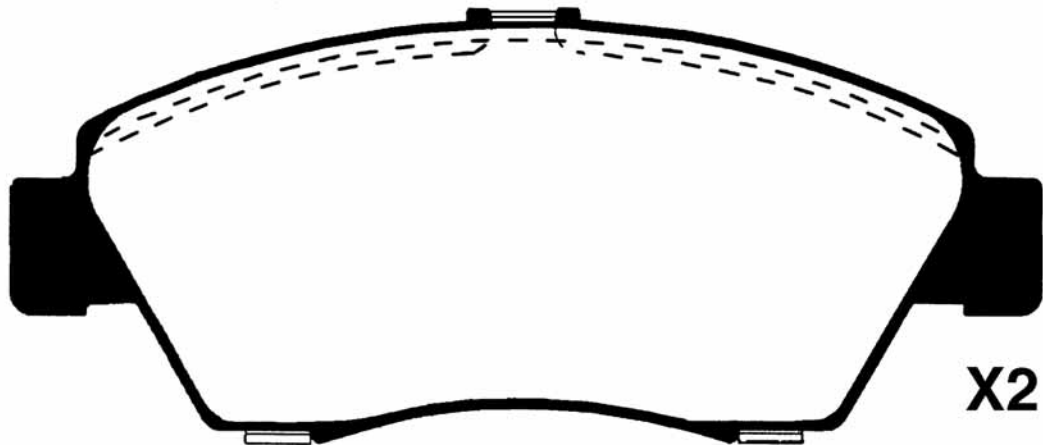
PA-430AF				WVA
	ROVER	L	H	
	117,8	65,5	17	21520




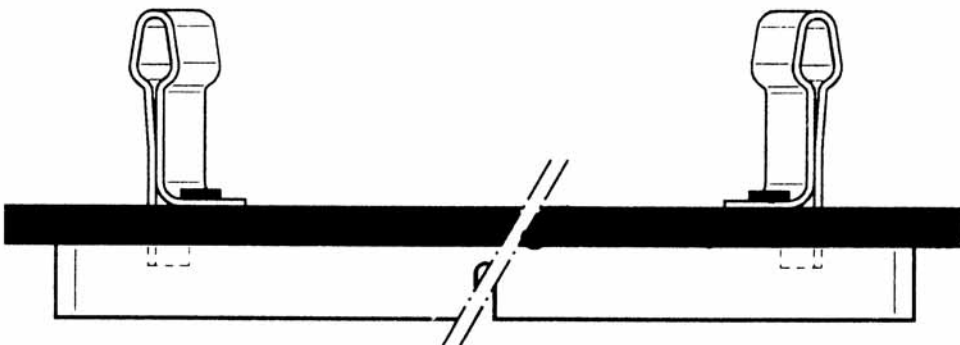
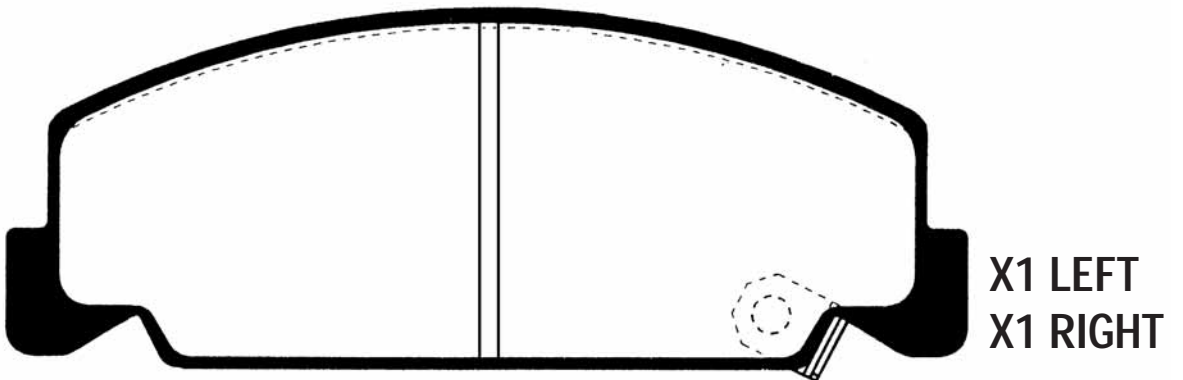
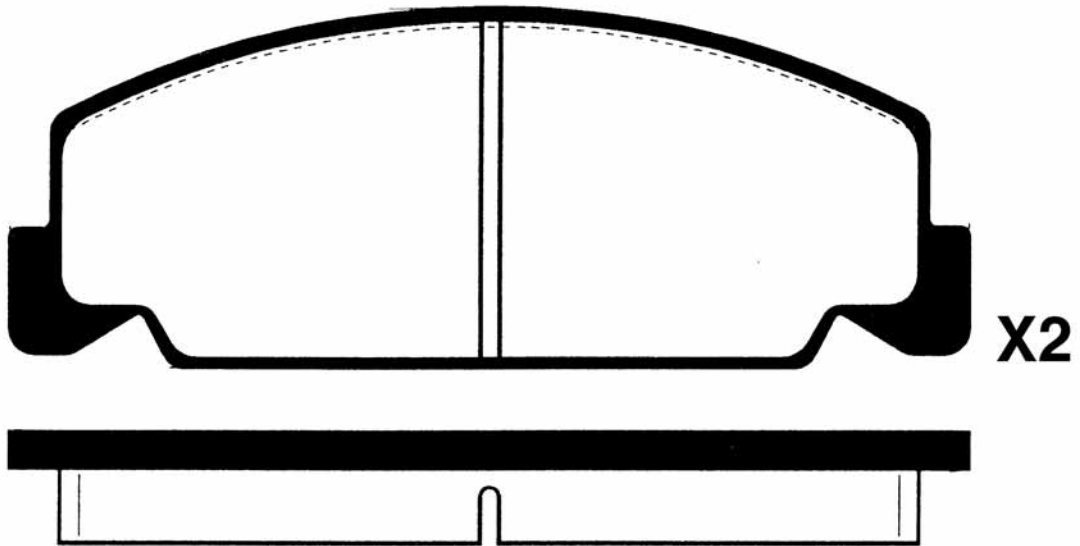
PA-432AF				WVA
	HONDA	L	H	Th
	149	58	16,9	21651

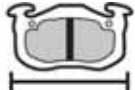




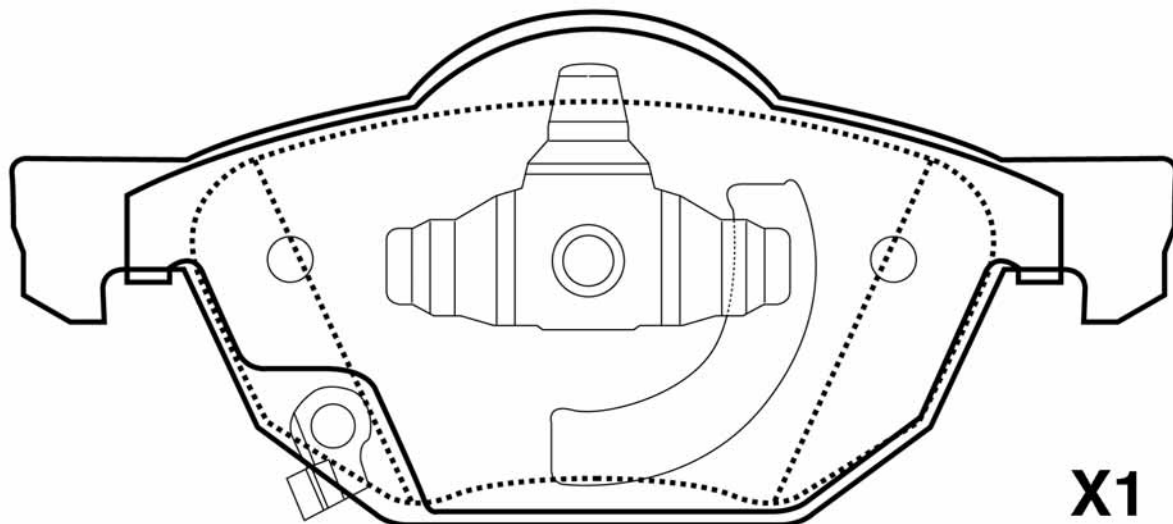
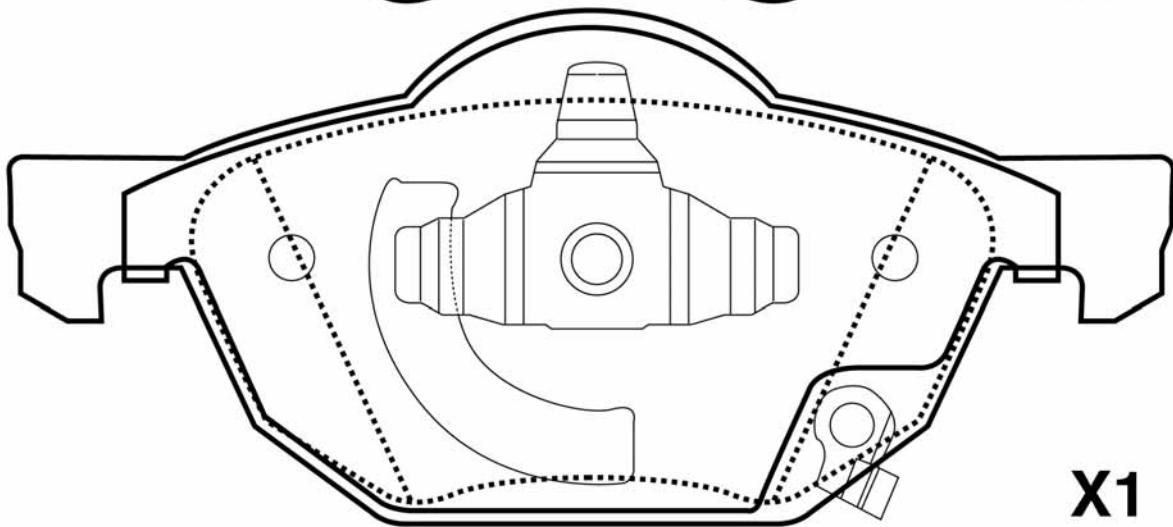
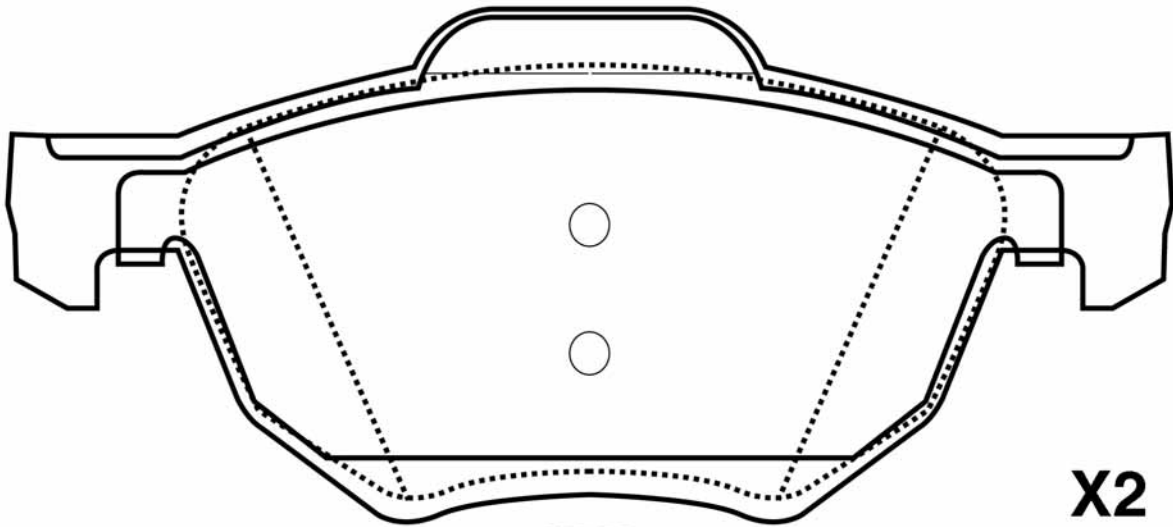
PA-435AF							WVA
	HONDA	L	H	Th			
	136,7	58,3	16			21694	




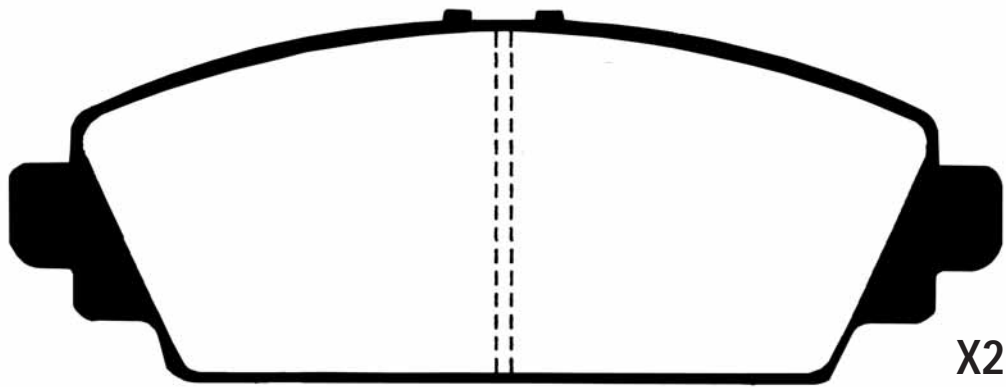
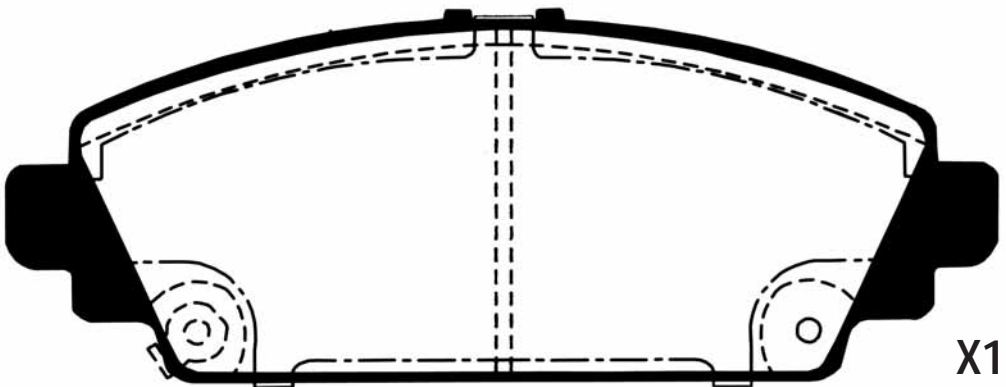
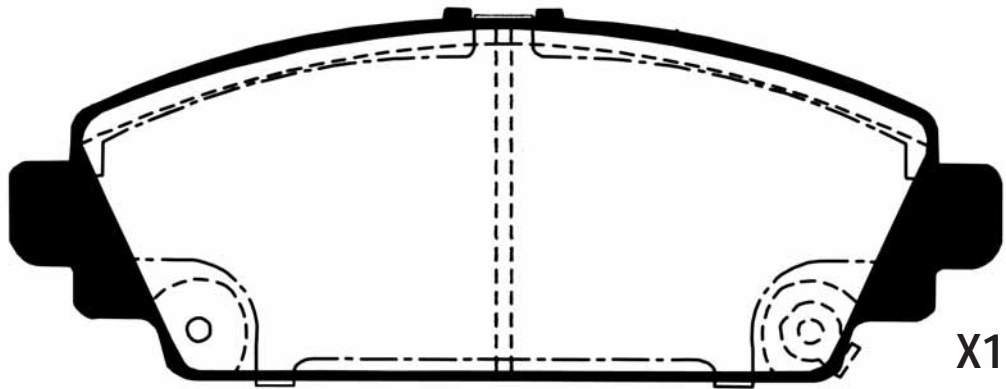
PA-442AF				WVA
	HONDA	L	H	Th
	127,7	48,4	14,2	21330

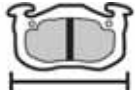




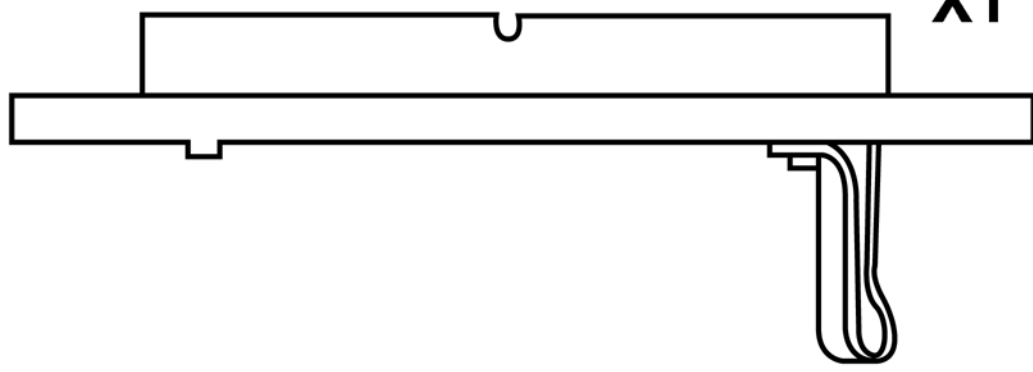
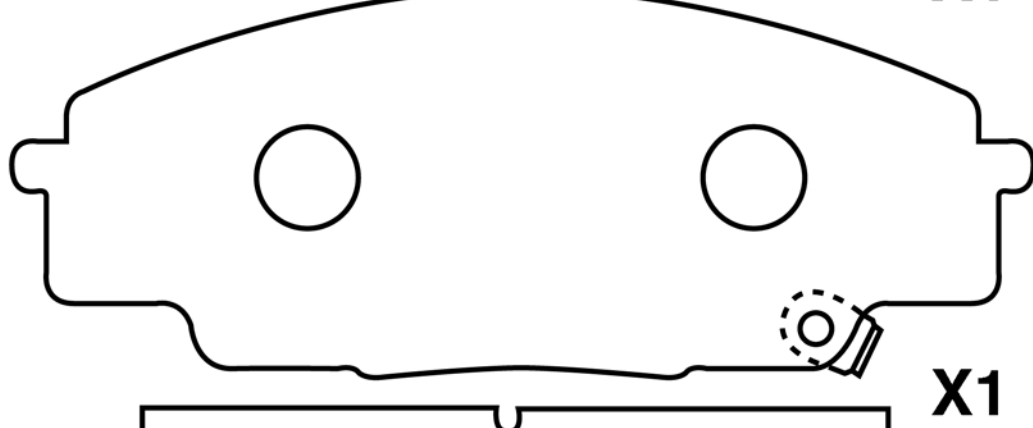
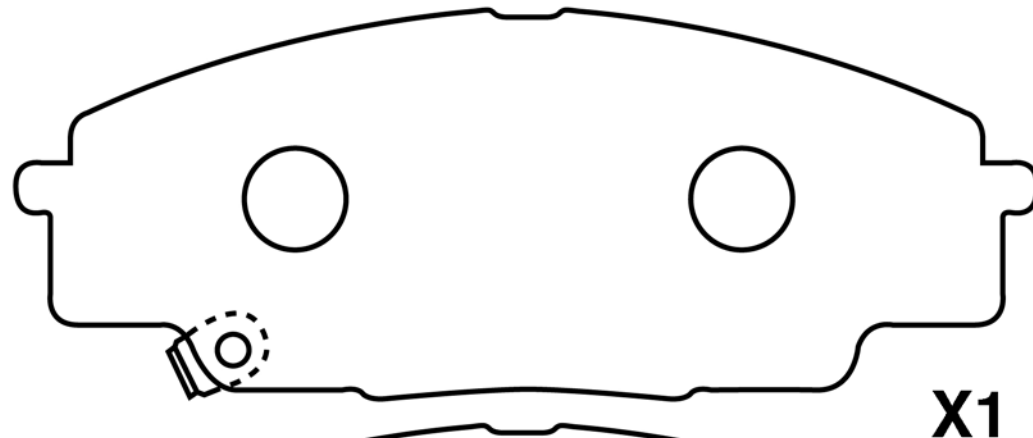
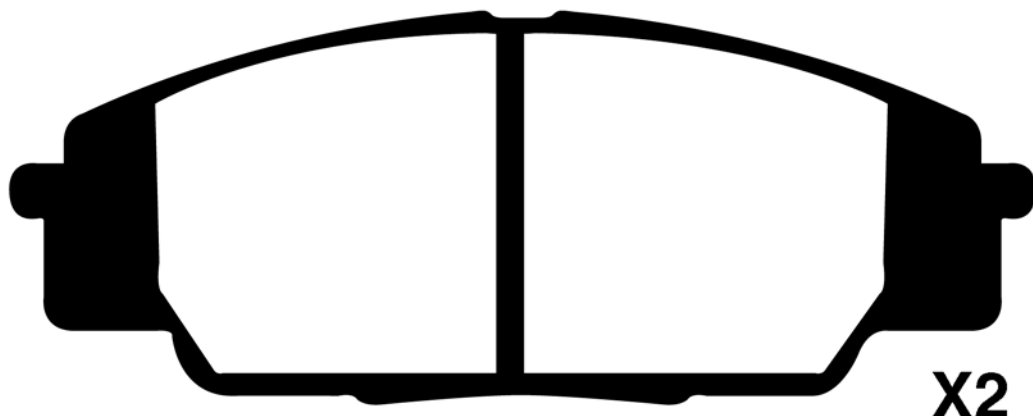
PA-452AF							WVA
	HONDA	L	H	Th			
	155,3	68,4/64,8	17,1			23720	



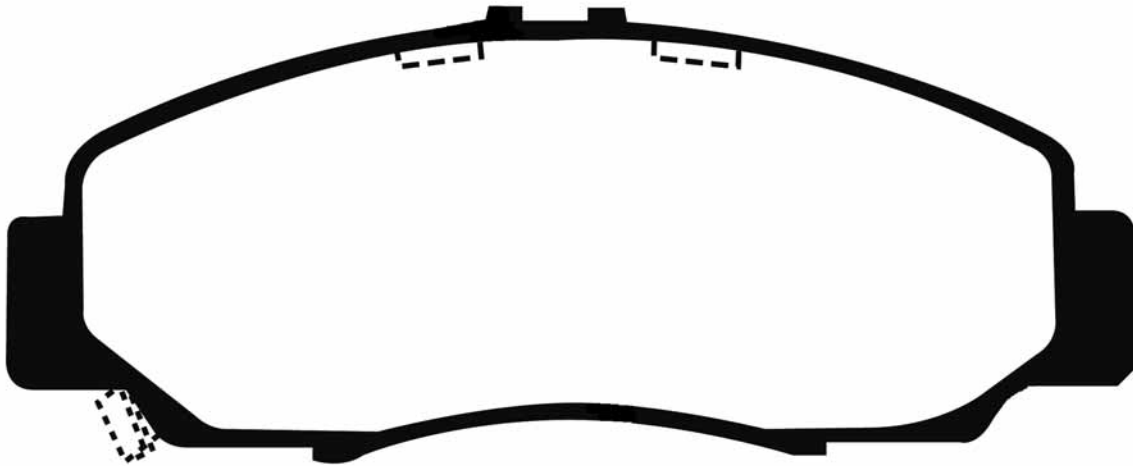
PA-489AF				WVA
	HONDA	L	H	Th
	132	49,3	16,5	23096



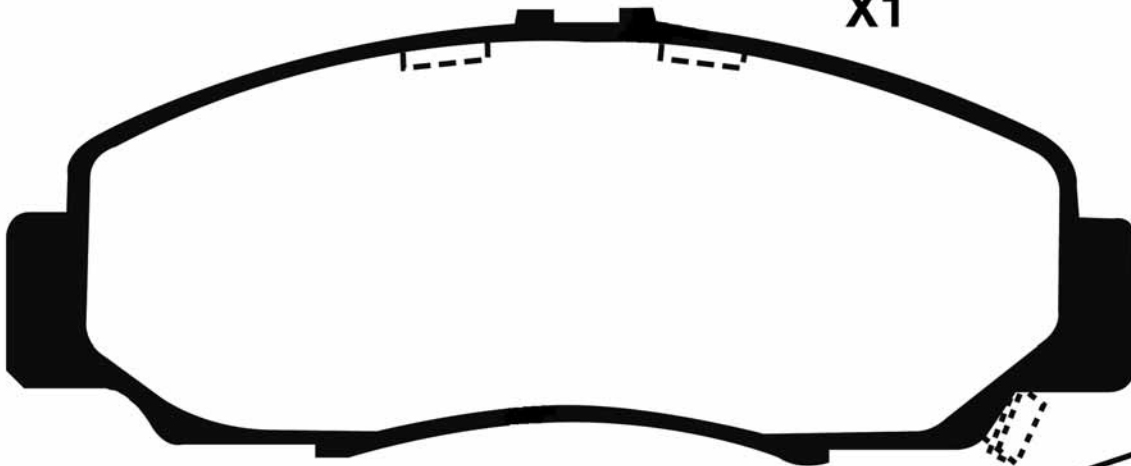
PA-490AF							WVA
	HONDA	L	H	Th			
	135	52,2	15,6			23178	



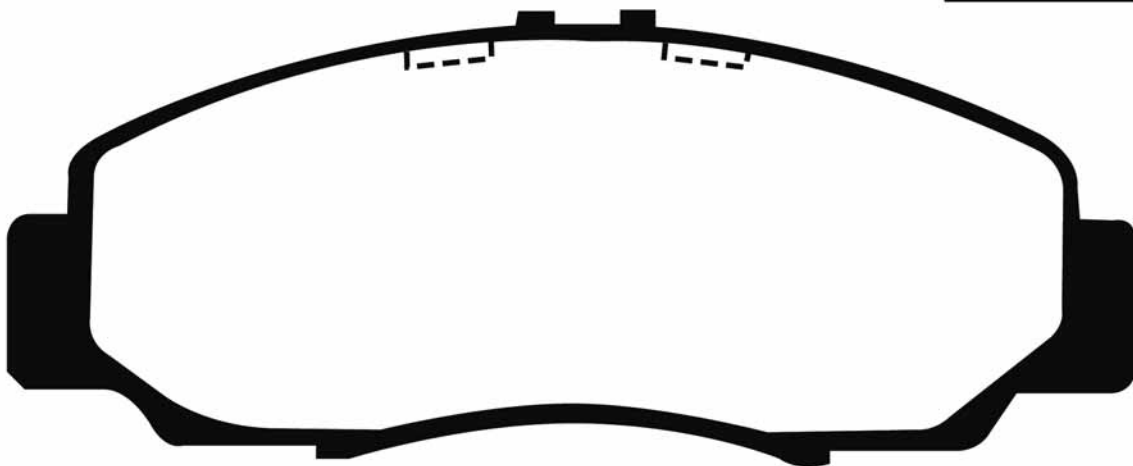
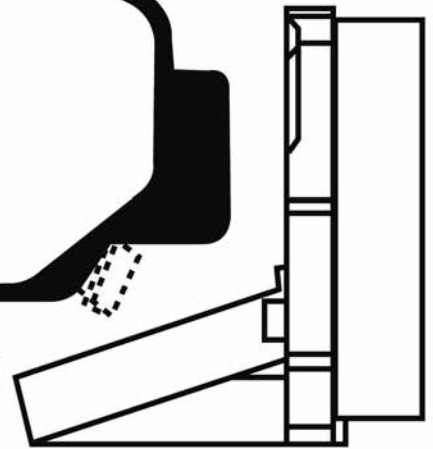
PA-491AF				WVA
	HONDA	L	H	
	148,6	59,7	16,3	23729



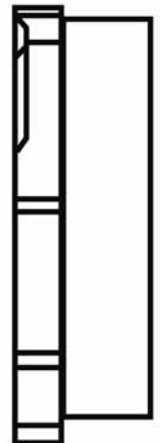
X1

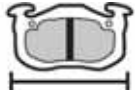



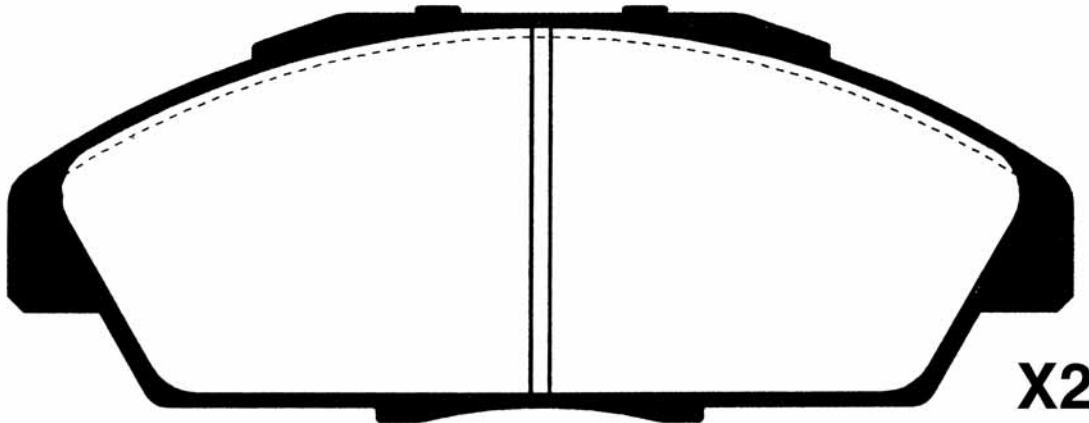
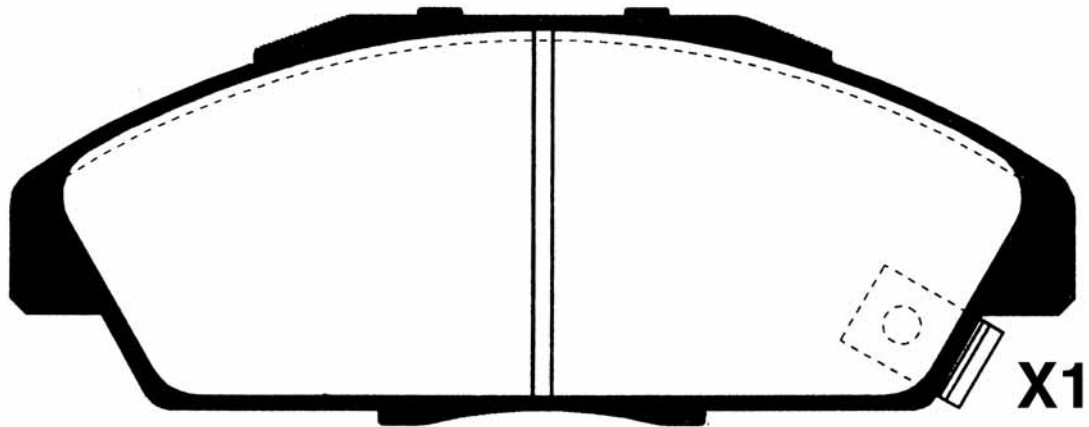
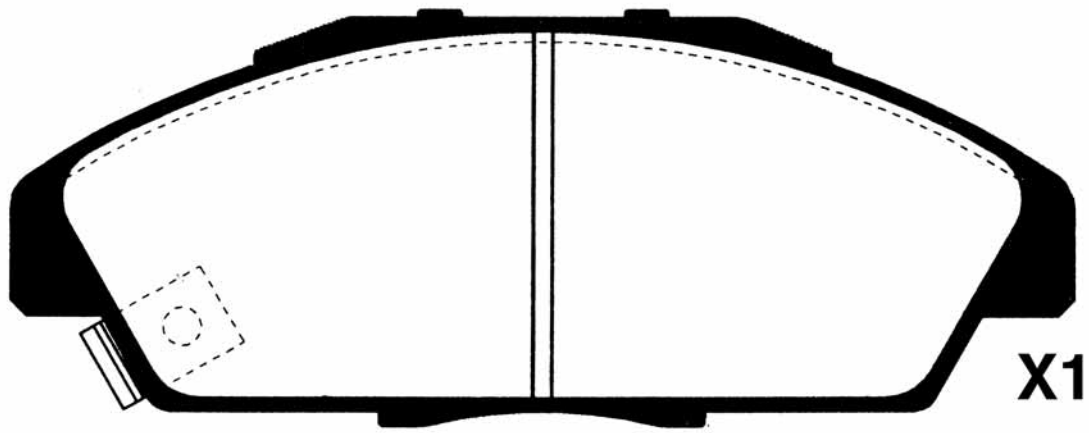
X1




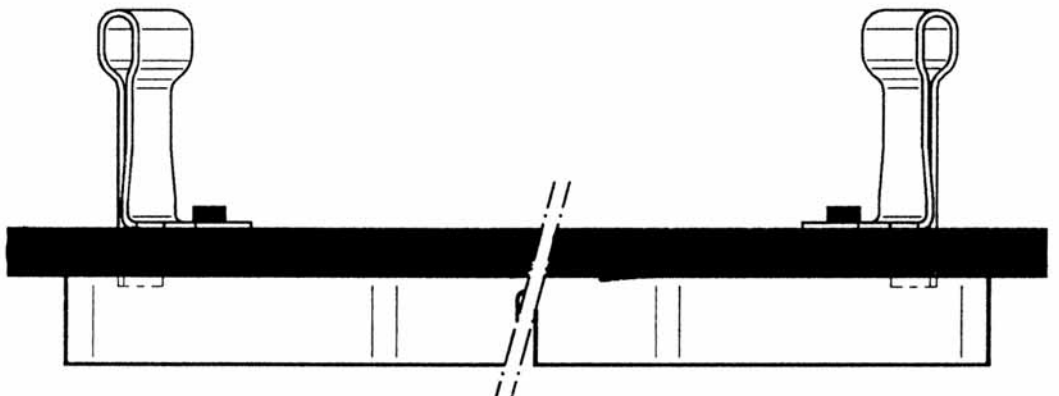
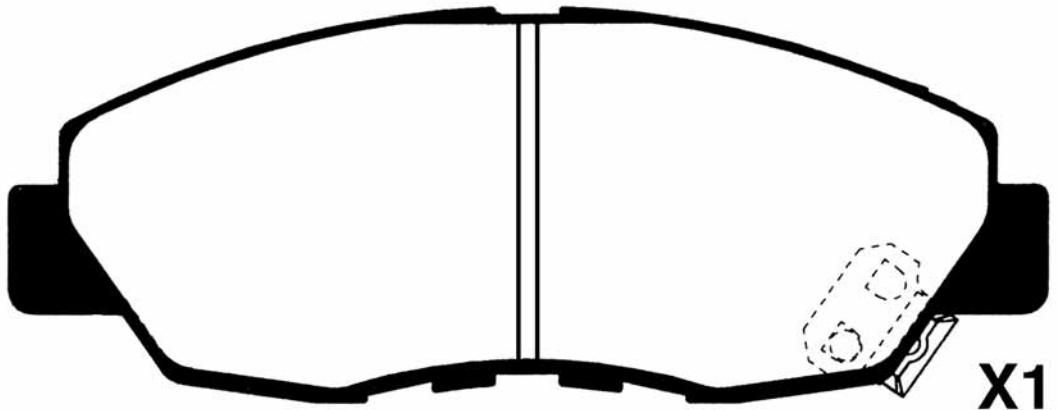
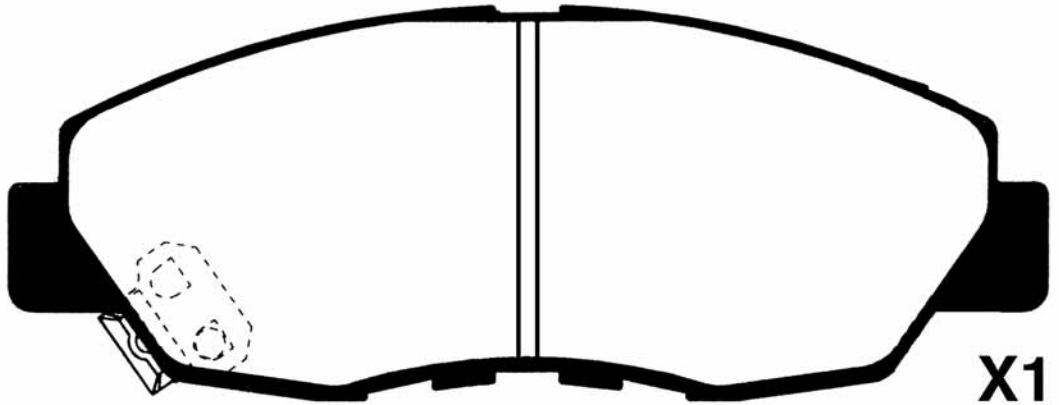
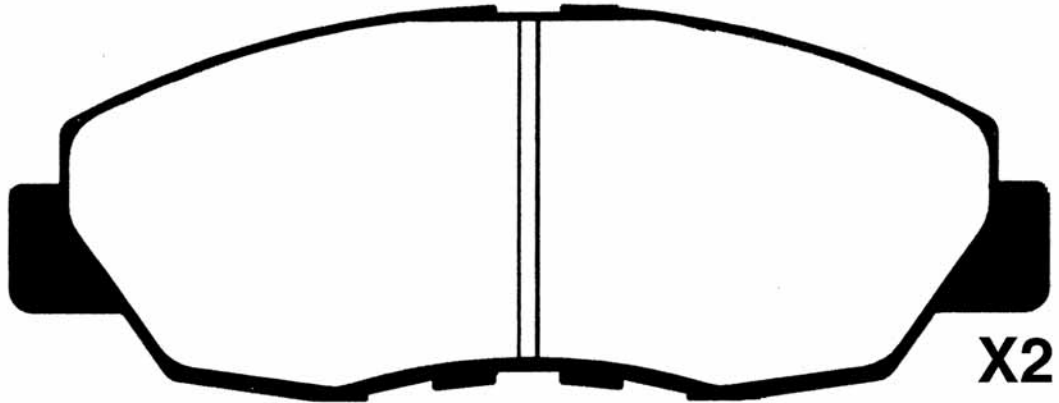
X2




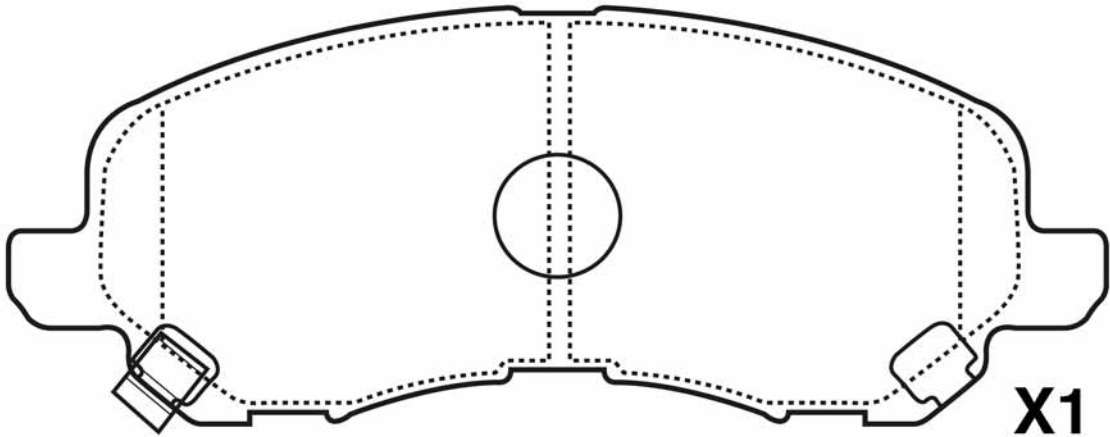
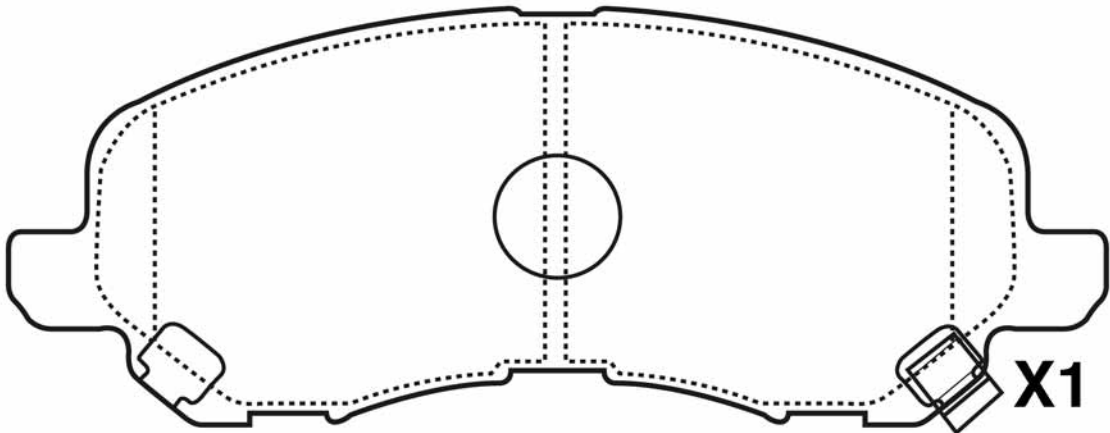
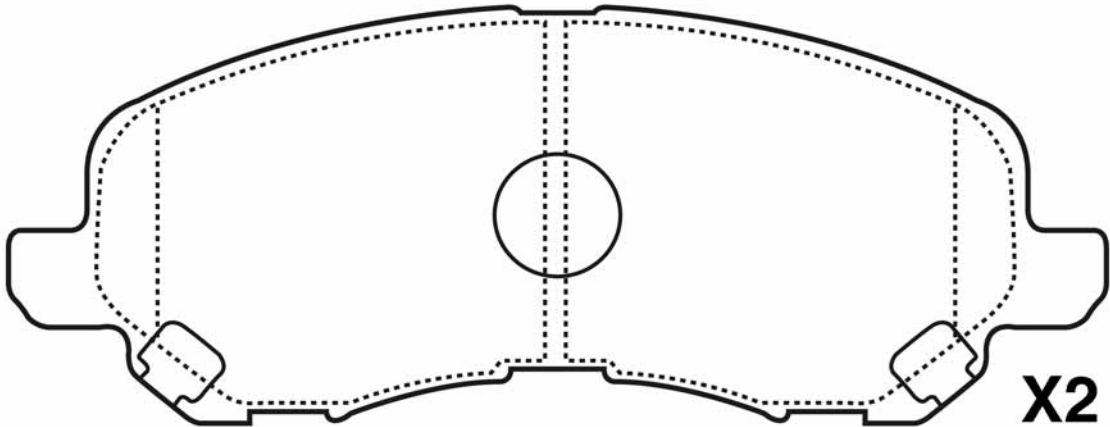
PA-492AF					WVA
	HONDA	L	H	Th	
	141,2	54,6	17,7	21702	




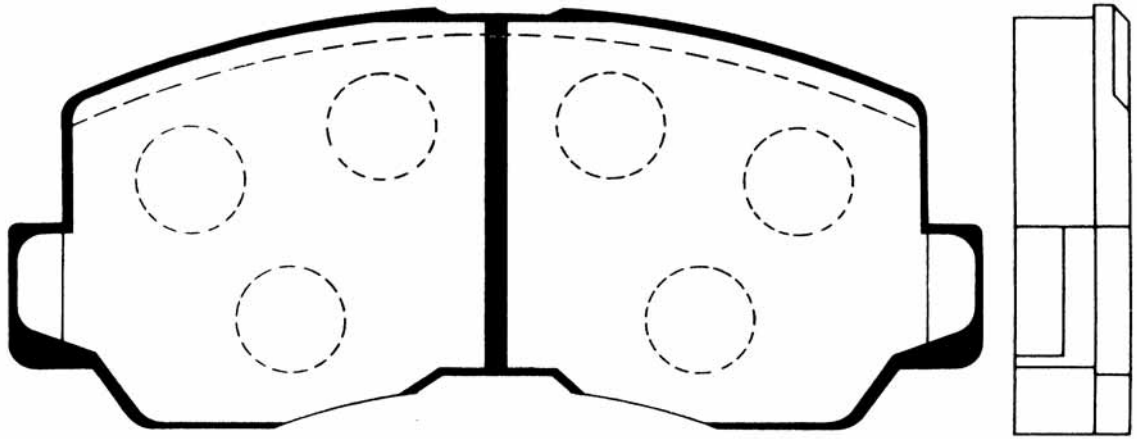
PA-493AF				WVA
	HONDA	L	H	
	137,5	52,7	18	21499



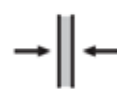
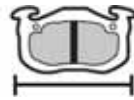
PA-501AF				WVA
	MITSUBISHI	L	H	Th
	145	55	15,9	23584



PA-502AF				WVA
	MAZDA - MITSUBISHI - TOYOTA - ASIA MOTORS	L 128	H 56,7	



X4



WVA

PA-503AF

MITSUBISHI

L

114,1

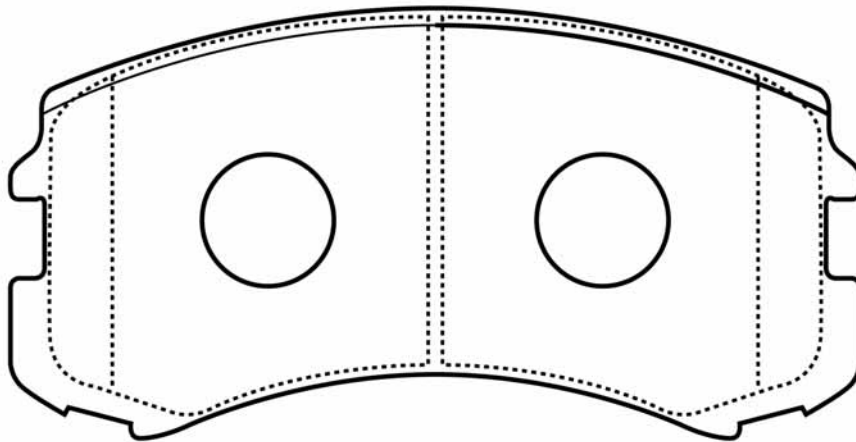
H

56,5




Th

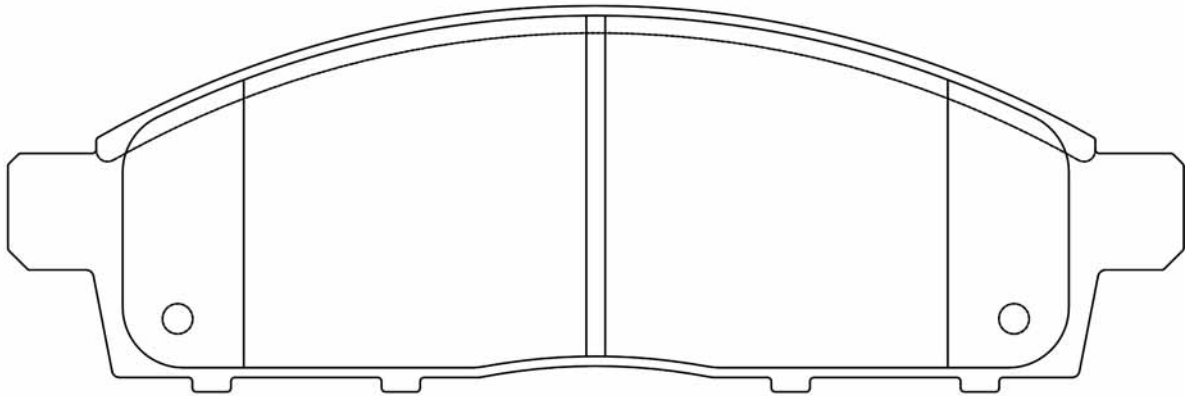
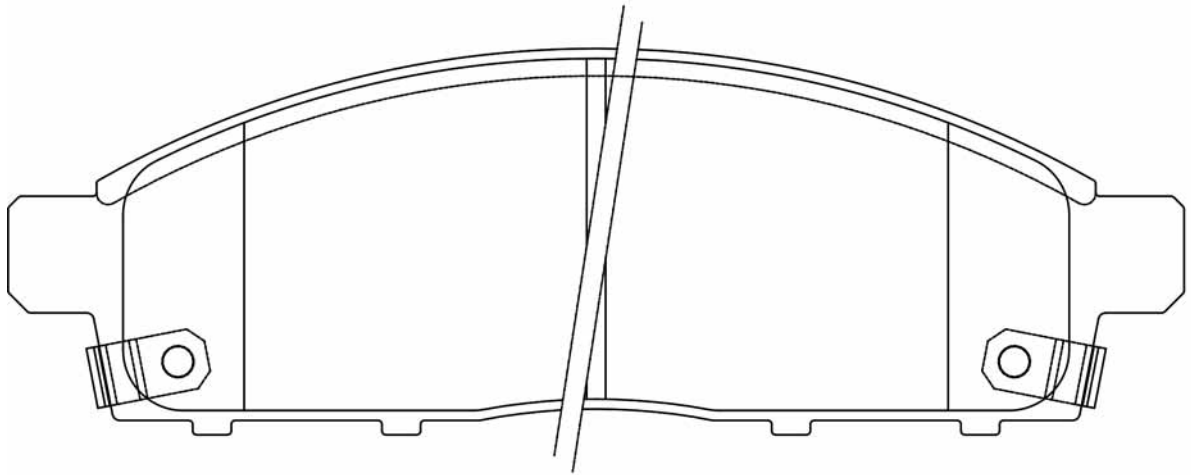
14,8

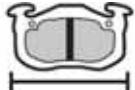


24291

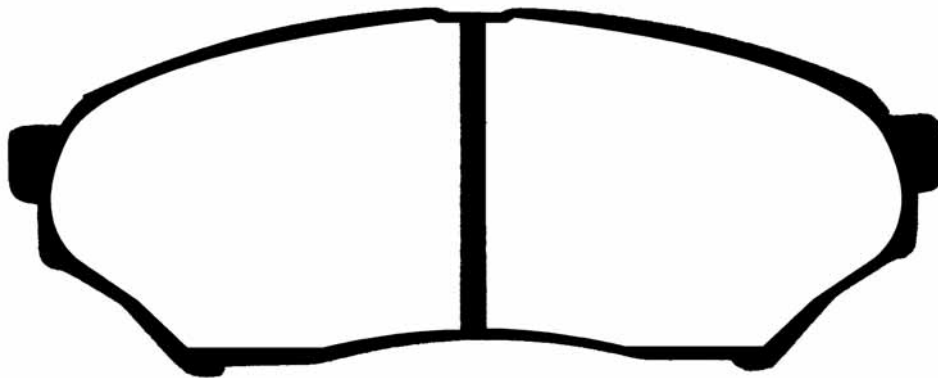


X4

PA-504AF MITSUBISHI				WVA
	L	H	Th	
	155	51,2	15,5	24529

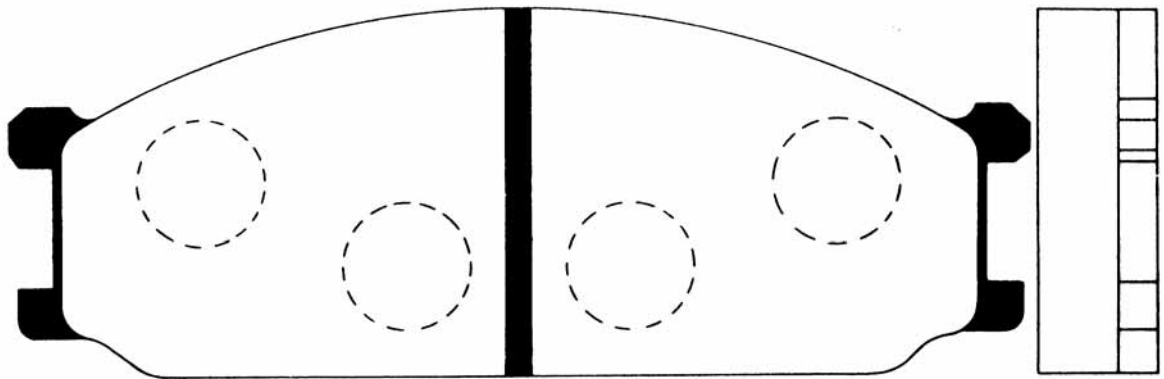


PA-505AF				WVA
MITSUBISHI	L	H	Th	
	123,1	48,2	15,4	23487




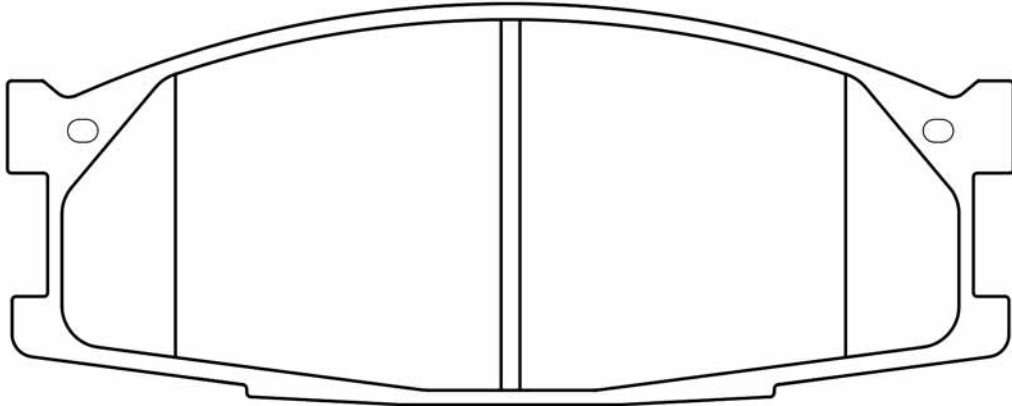
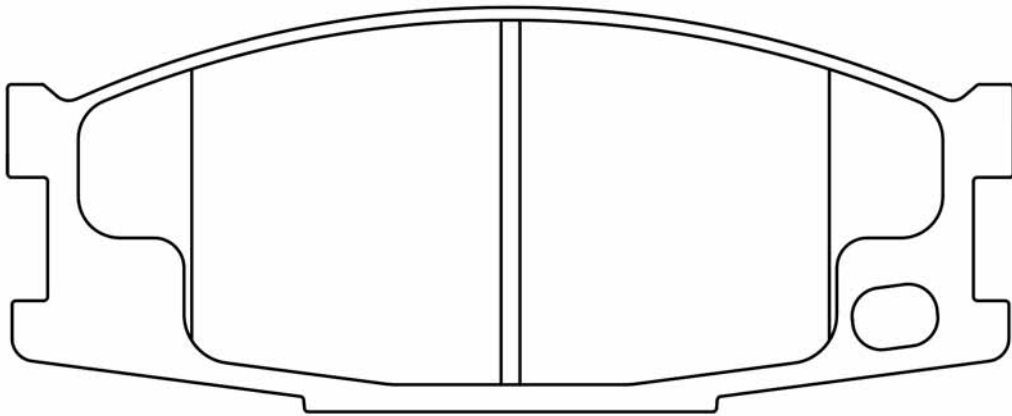
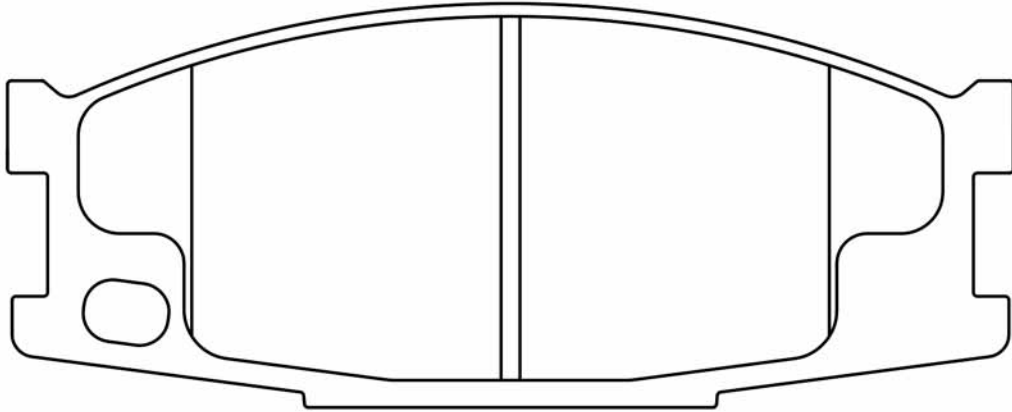
X4




PA-506AF MITSUBISHI				WVA
	L	H	Th	
	135	48,8	16	20851

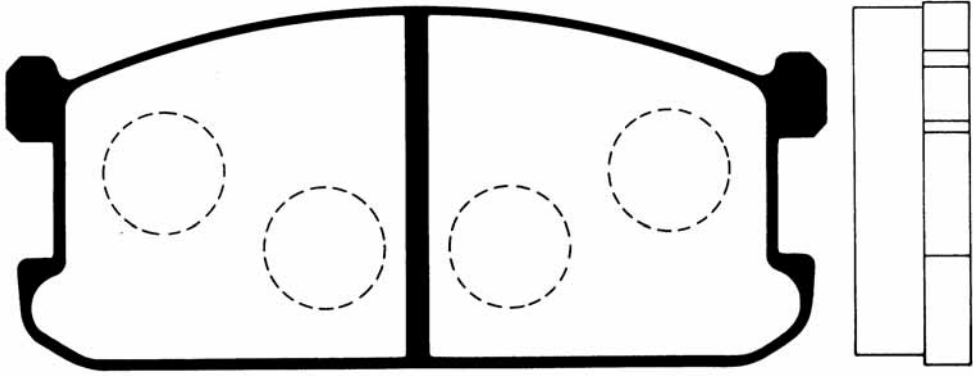


X4

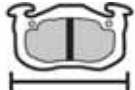


PA-507AF				WVA
	MITSUBISHI	L	H	
	133	54	18	23501

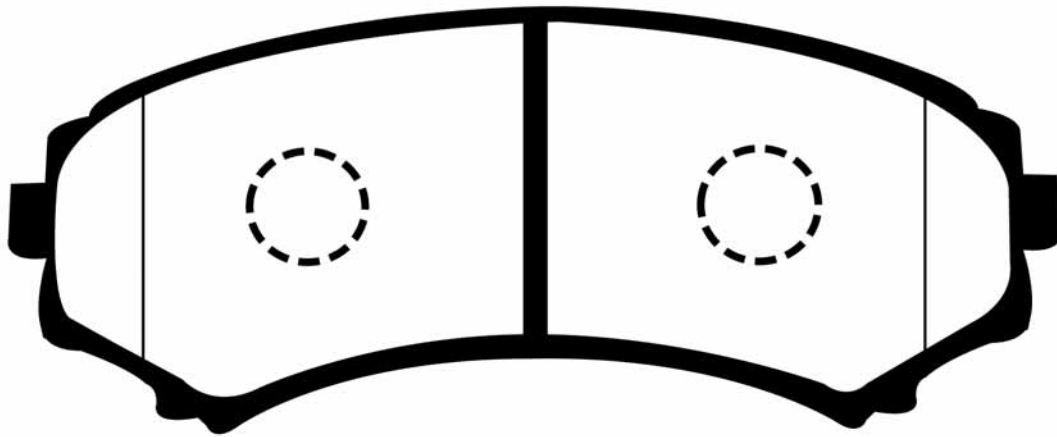


PA-508AF MITSUBISHI				WVA
	L	H	Th	
	109	48	15	20724

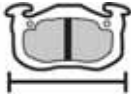




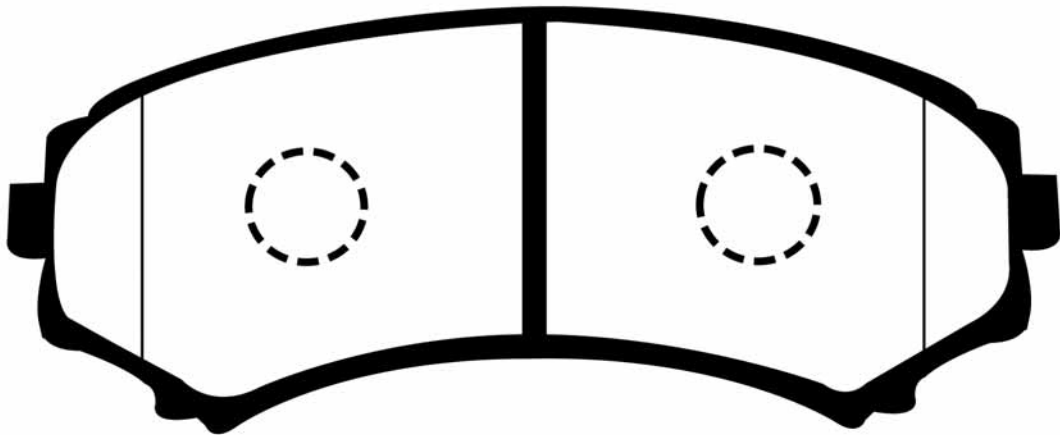
X4

PA-509AF				WVA
MITSUBISHI	L	H	Th	
	139,2	58	15,6	23488







X4

PA-509P MITSUBISHI				WVA
	L	H	Th	
	139,2	58	15,6	






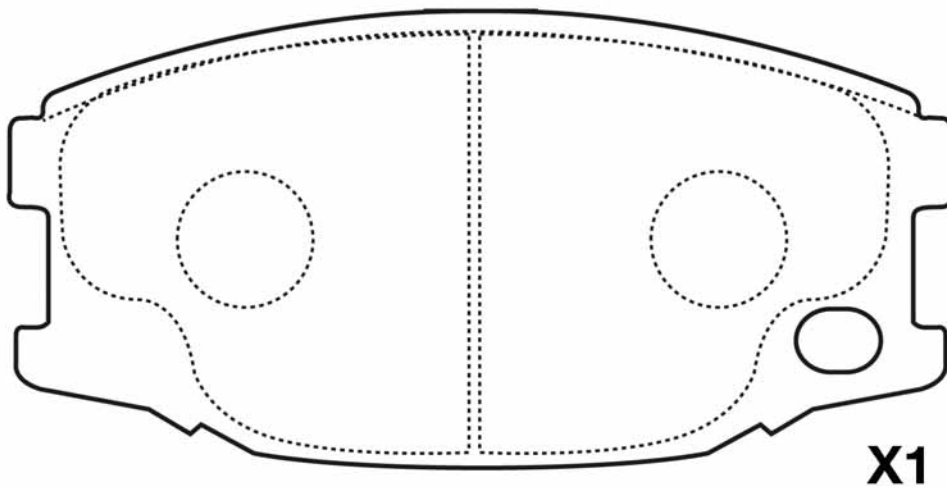
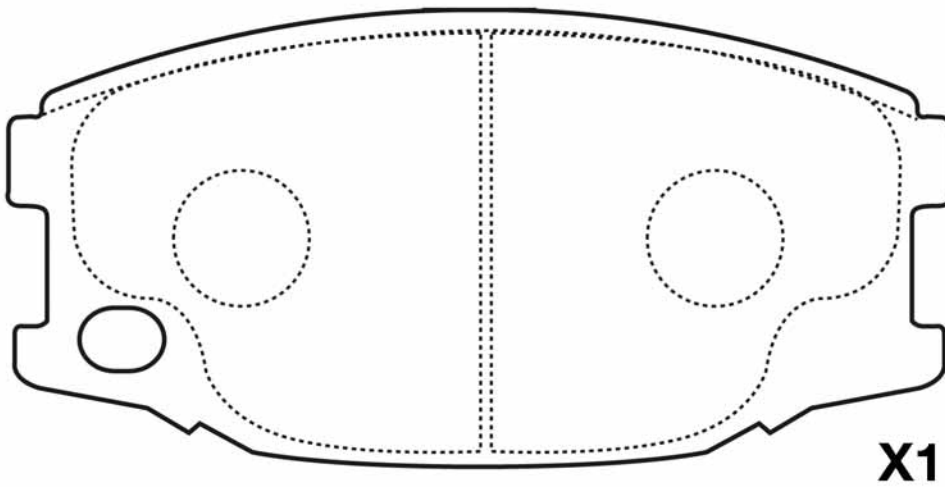
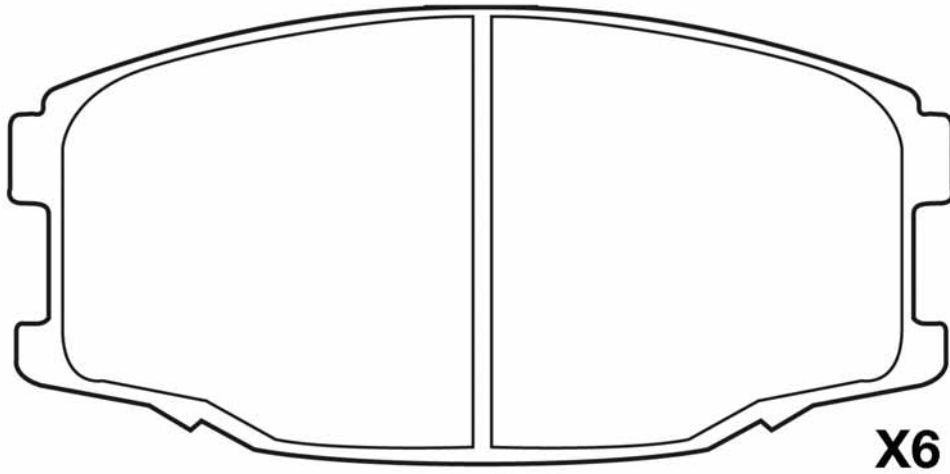
X4


PA-510AF				WVA
MITSUBISHI	L	H	Th	
	131,7	77,2	14,7	

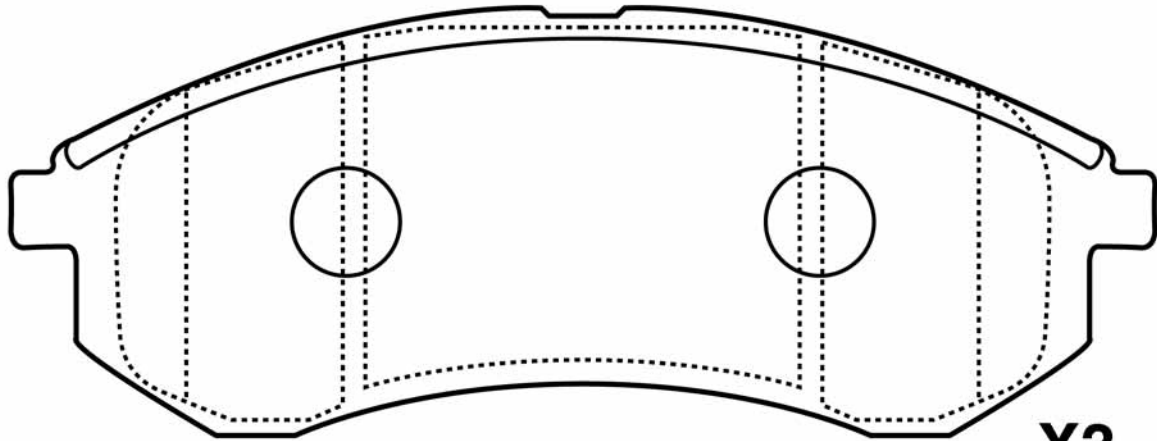


X4

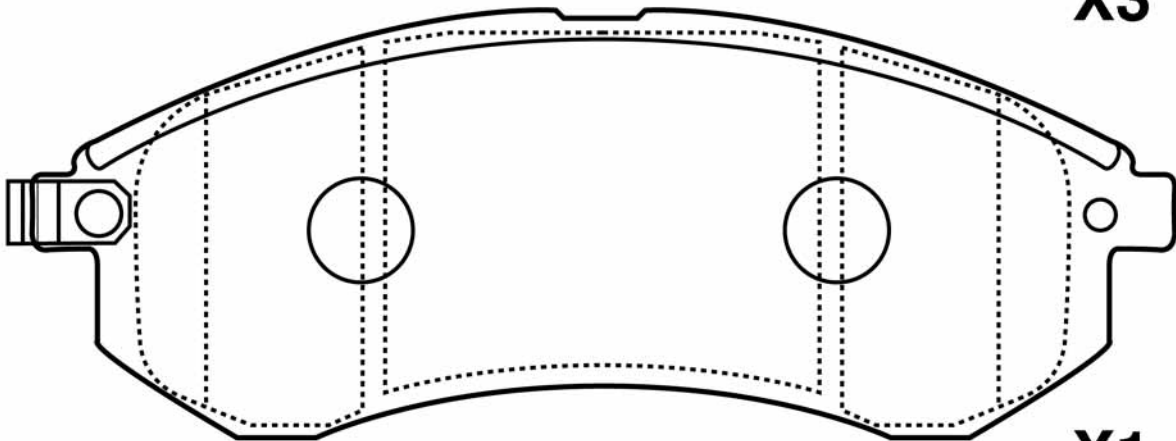
PA-514AF MITSUBISHI				WVA
	L	H	Th	
	125,2	60	19,4	



PA-515AF				WVA
	MITSUBISHI	L	H	Th
	151,2	56,5	14,9	23879

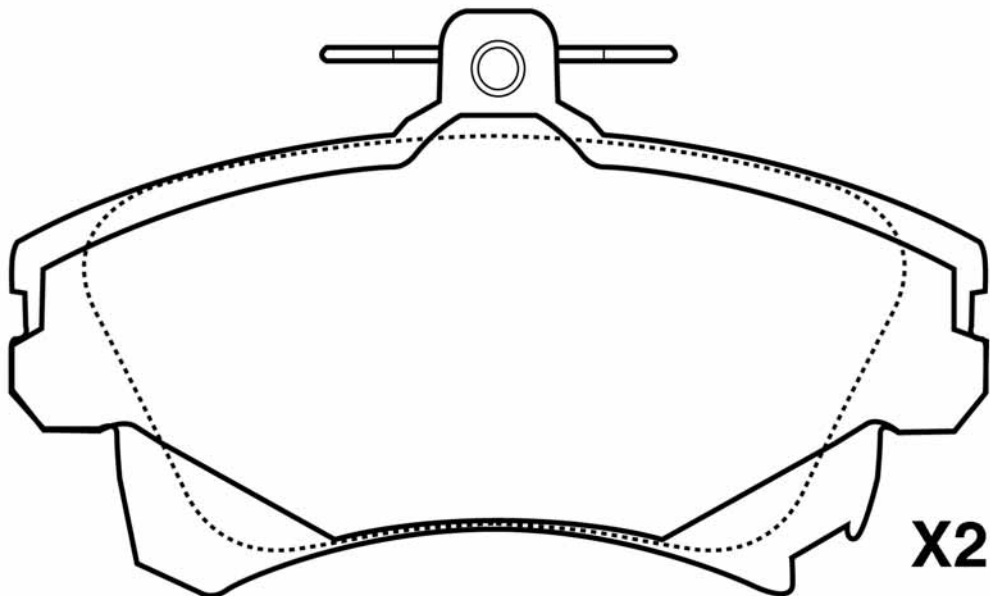
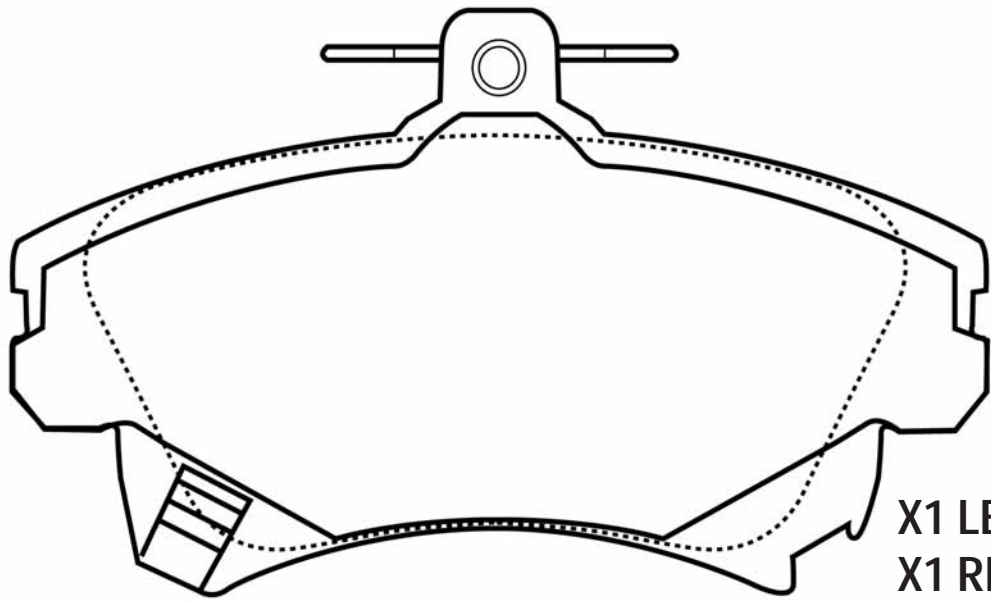


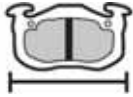


X3

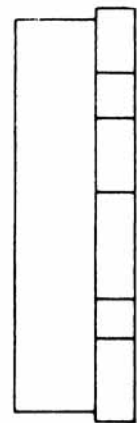
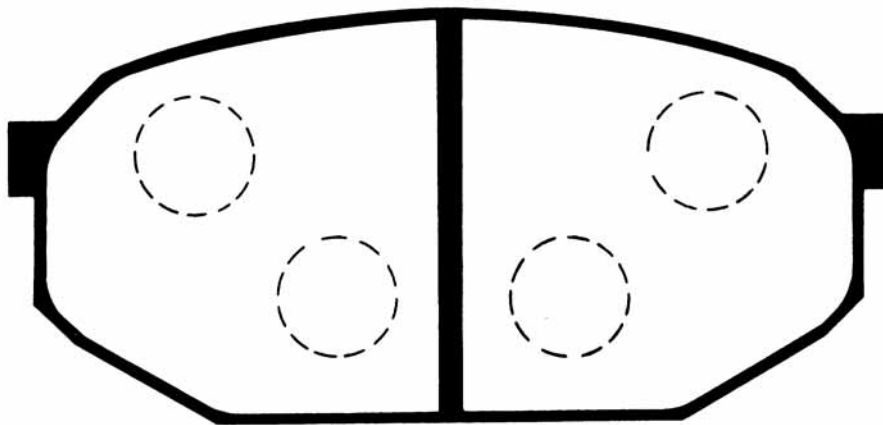


X1




PA-516AF MITSUBISHI				WVA
	L	H	Th	21983
	130	77,3	17	

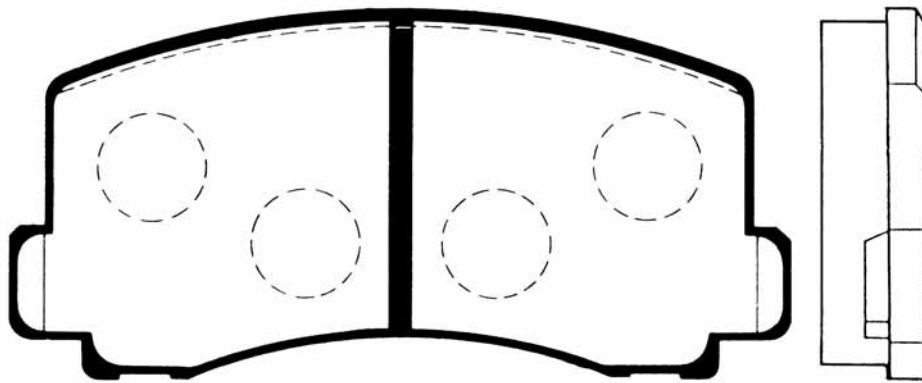


PA-520AF							WVA
	MITSUBISHI	L	H	Th			
	116,6	54,5	14,8	20892			





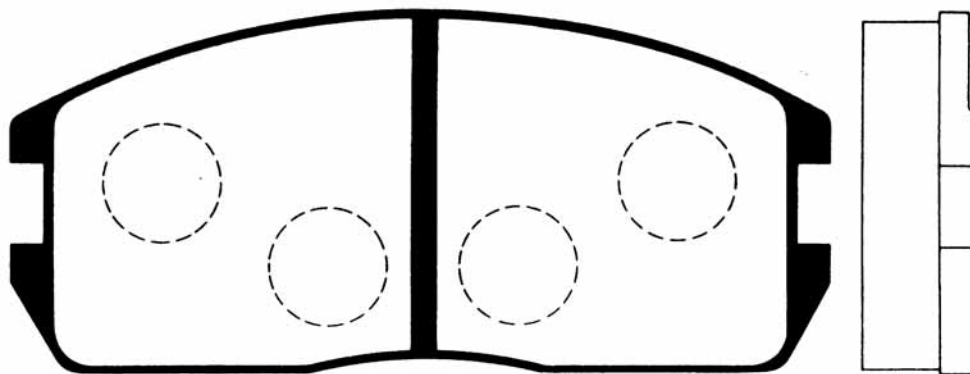
X4

PA-522AF MITSUBISHI				WVA
	L	H	Th	
	108	50	14,7	20956



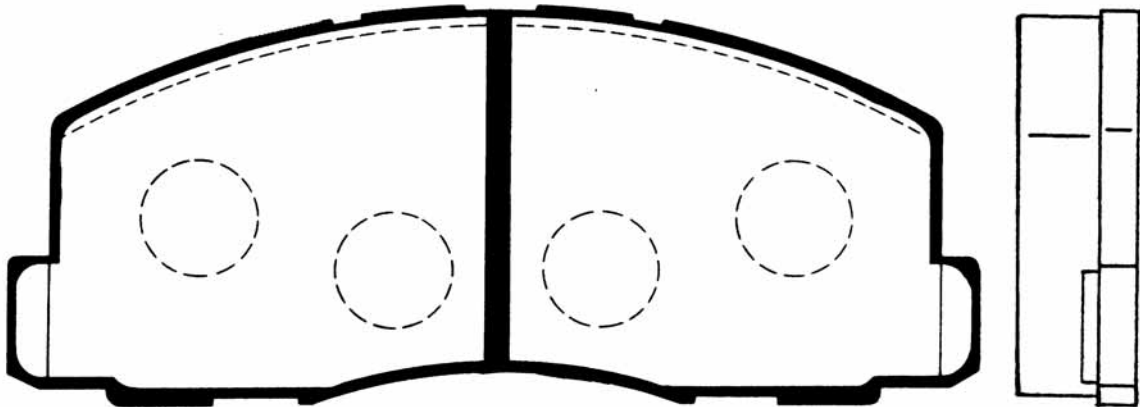
X4

PA-524AF				WVA
	MITSUBISHI - PROTON	L	H	
	108,3	47,9	14,4	21126

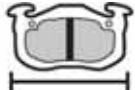




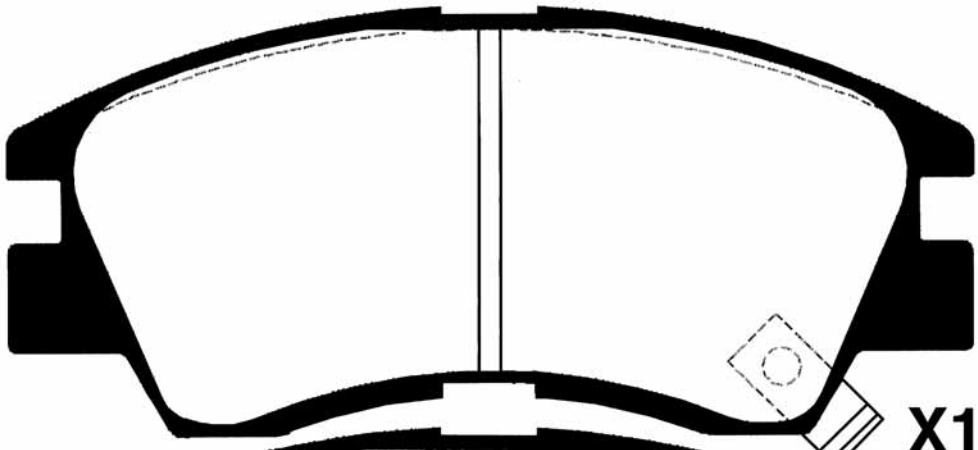
X4

PA-525AF MITSUBISHI				WVA
	L	H	Th	
	128	52,7	14,9	20955

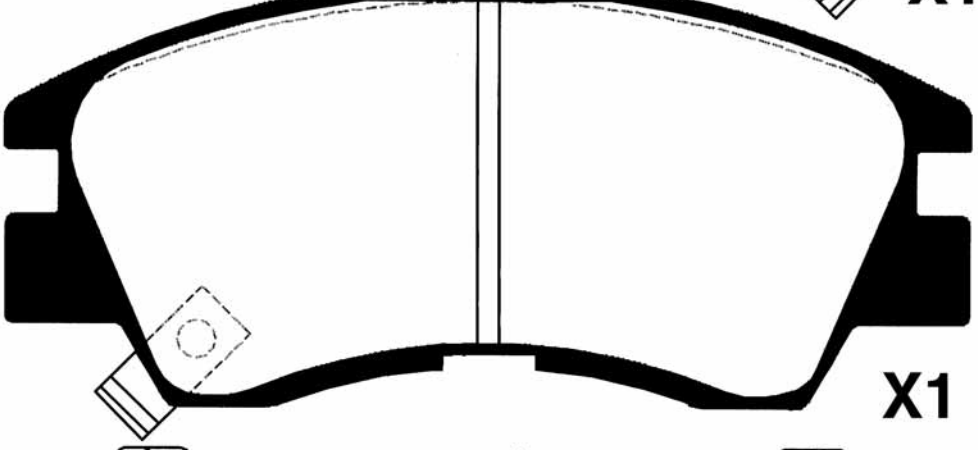


X4

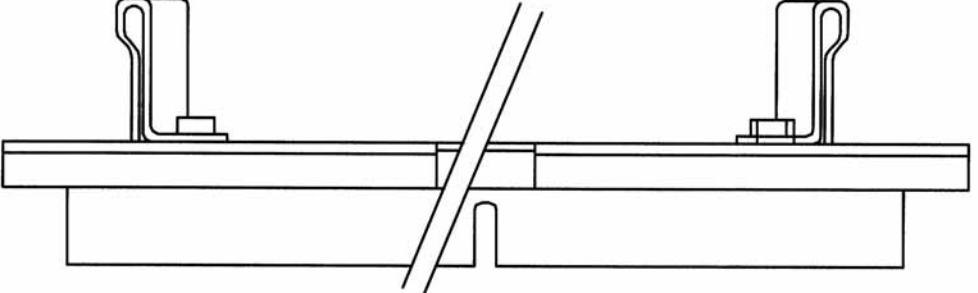
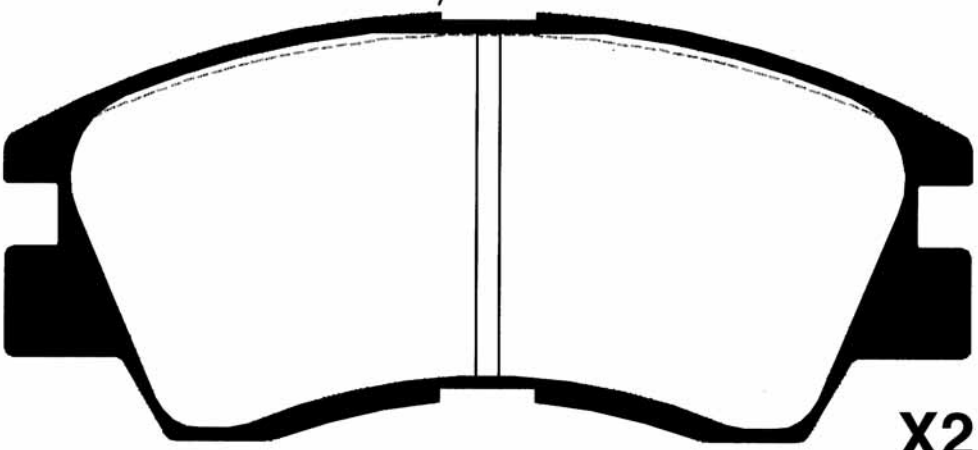
PA-527AF				WVA
MITSUBISHI	L	H	Th	
	128	57	16,5	21373



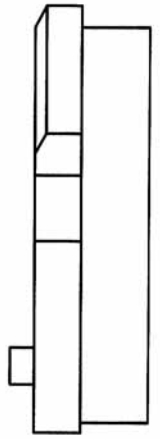
X1

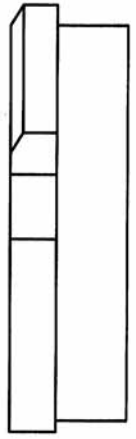





X1

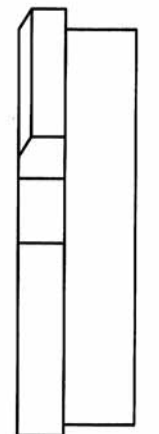
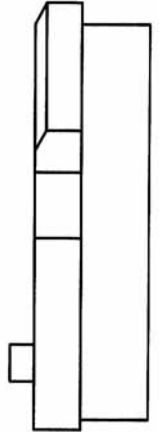
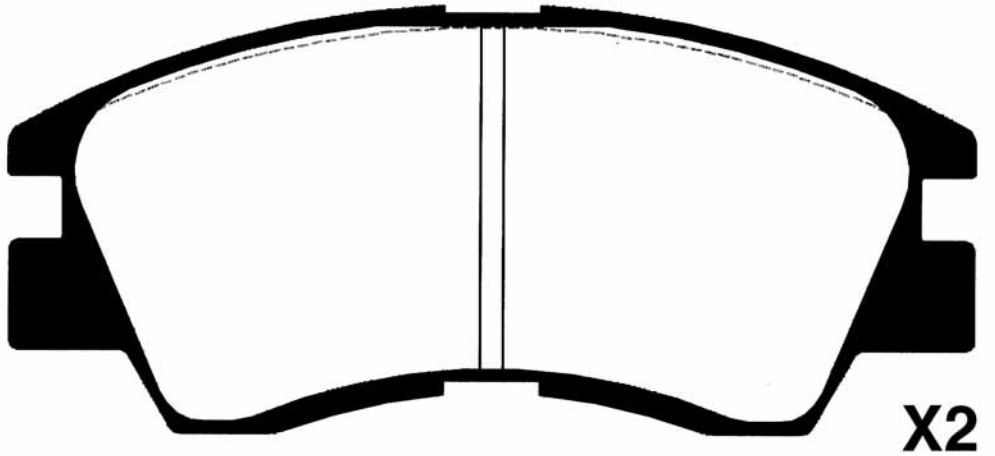
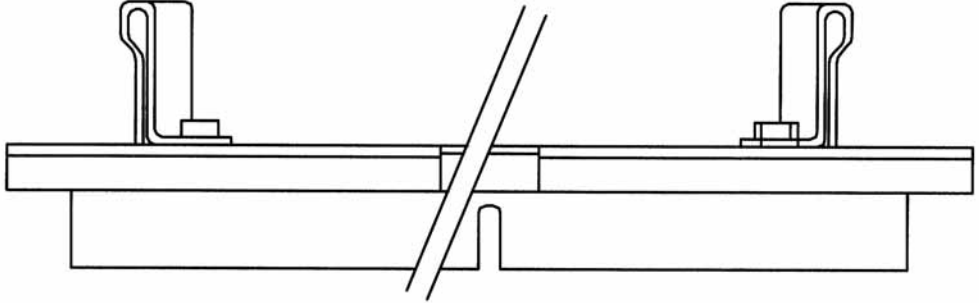
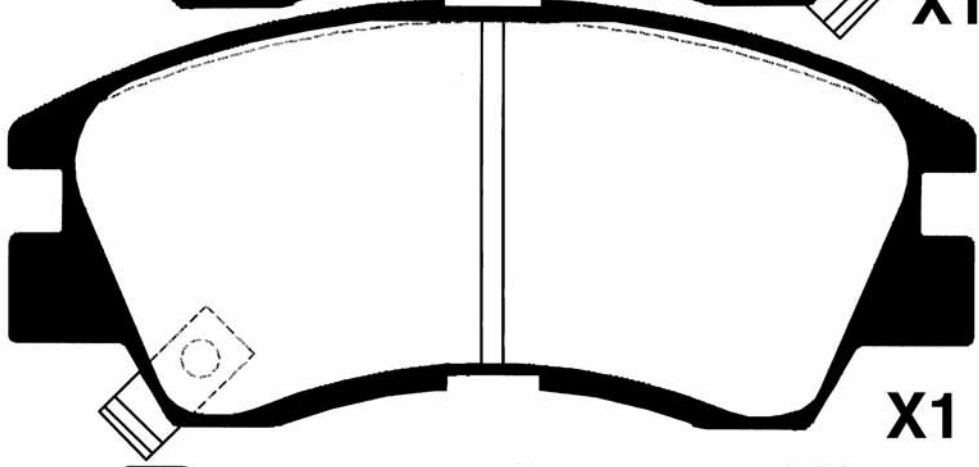
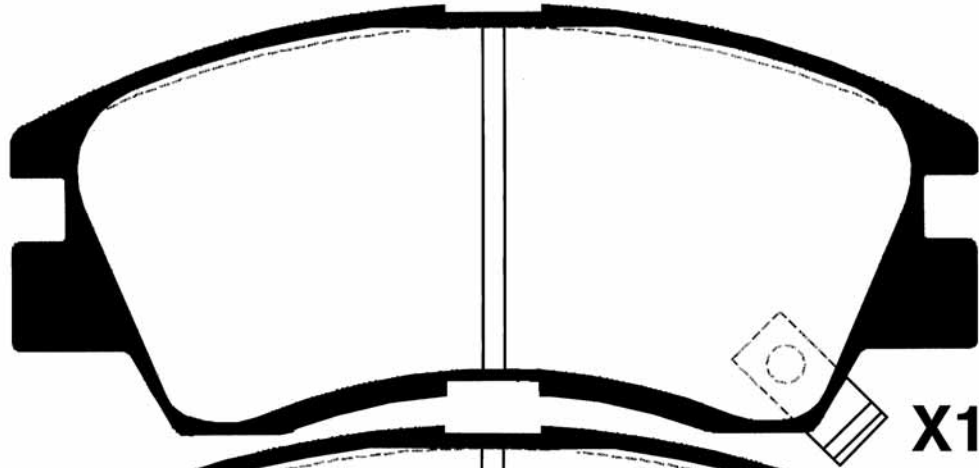




X2

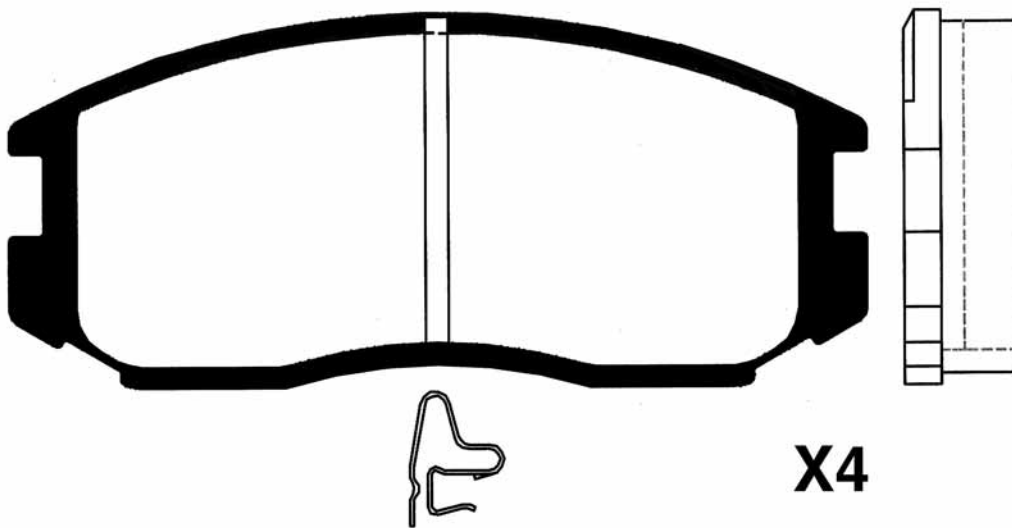




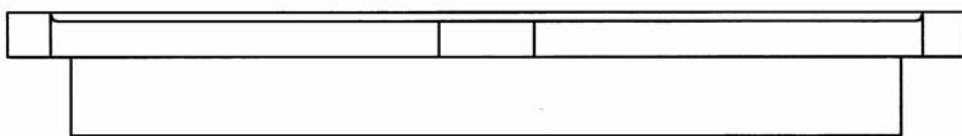
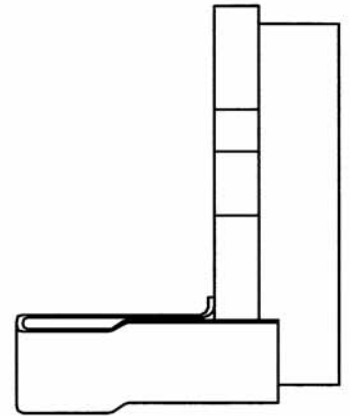
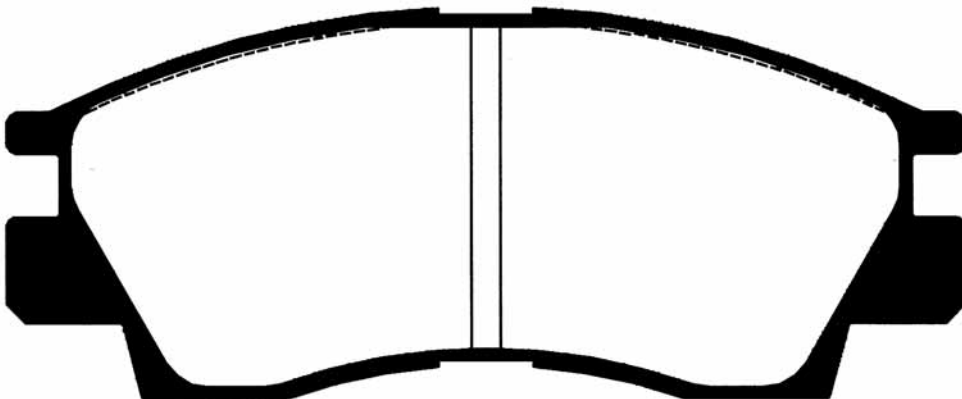
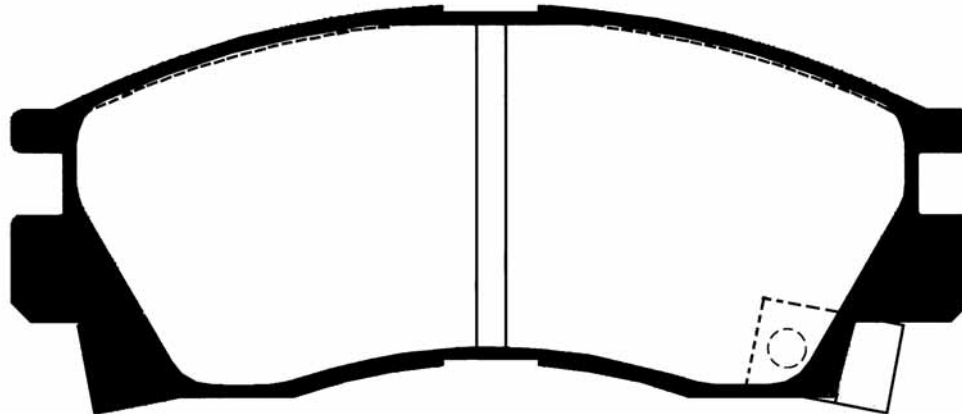
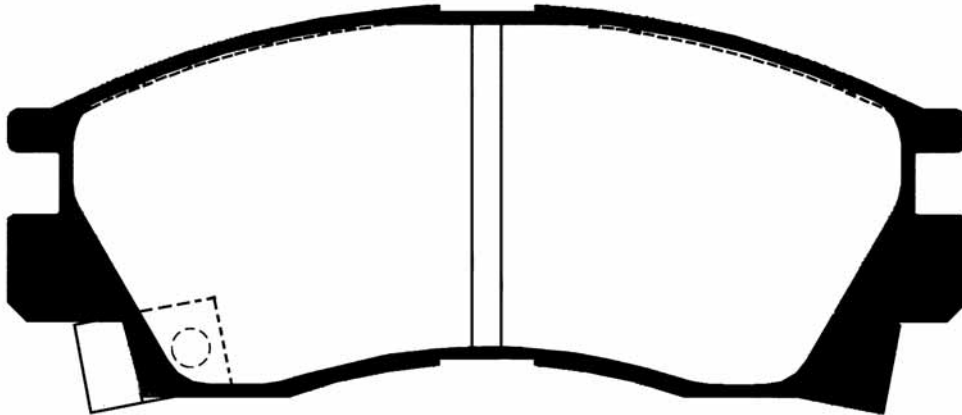
PA-527P MITSUBISHI				WVA
	L	H	Th	
	128	57	16,5	

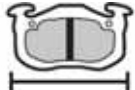




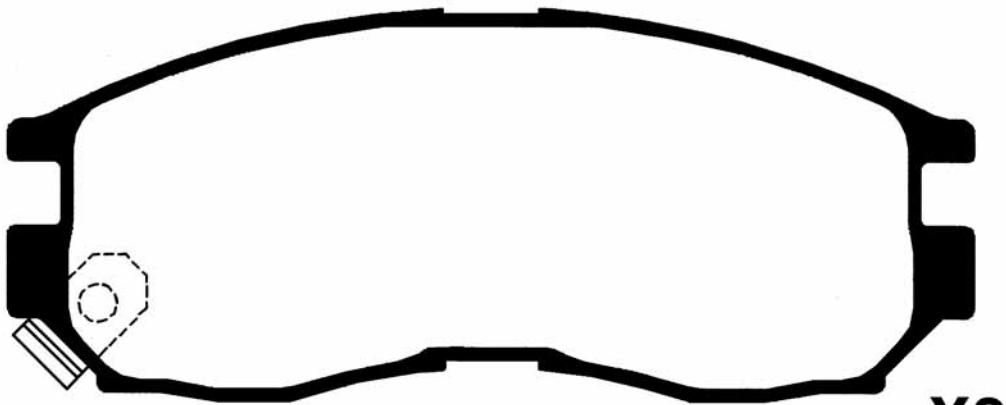
PA-528AF				WVA
	L	H	Th	
MITSUBISHI - PROTON - DAIHATSU	114,2	50,3	14,4	21650



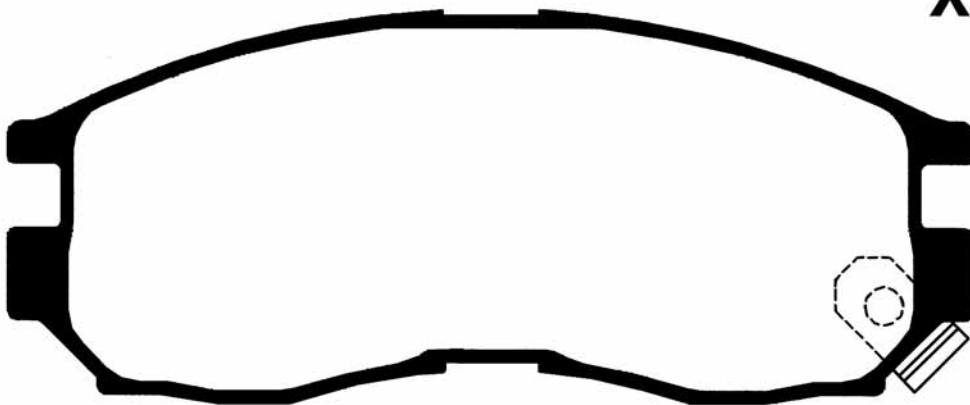
PA-529AF MITSUBISHI				WVA
	L	H	Th	
	127,7	52	16,5	21747



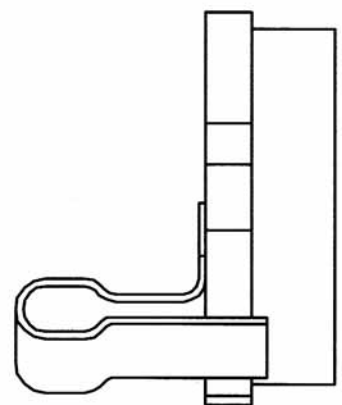
PA-530AF							WVA
	PROTON - HYUNDAI - MITSUBISHI	L	H	Th			
	127,8	52	15,5			21647	



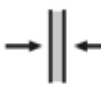


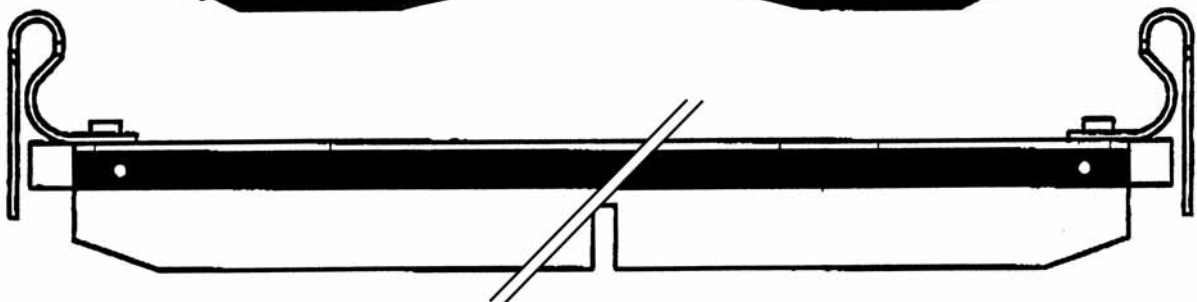
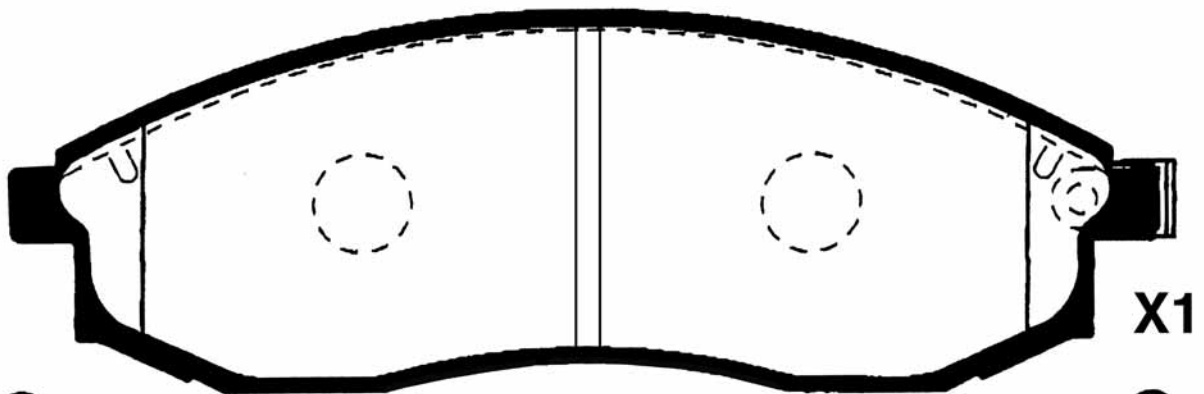
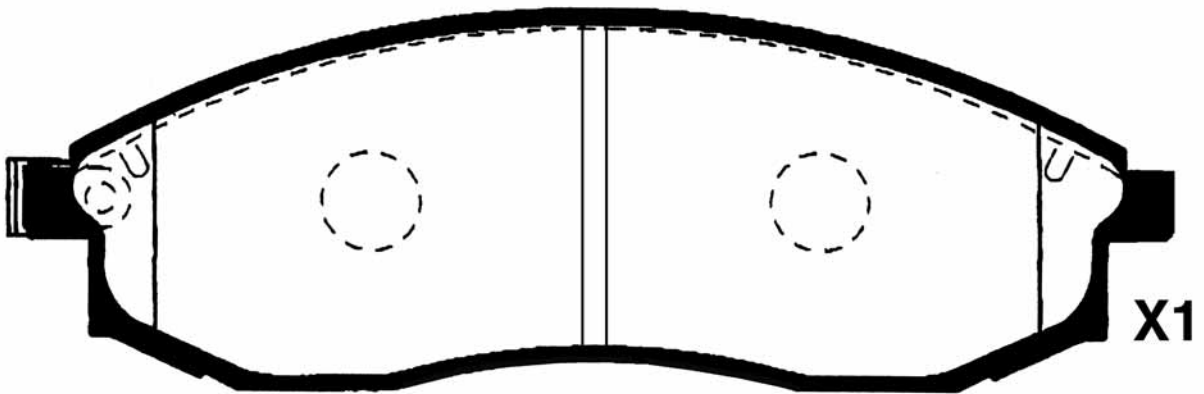
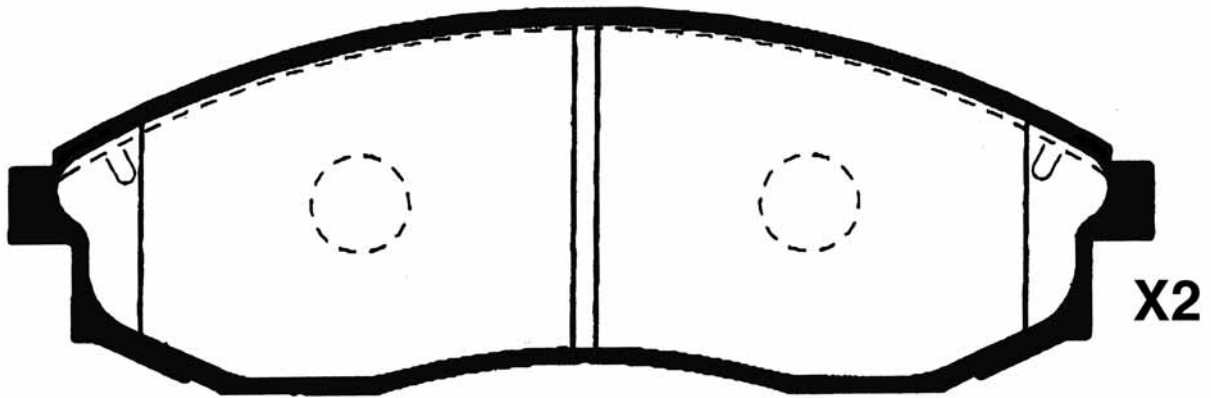
X2

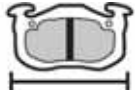




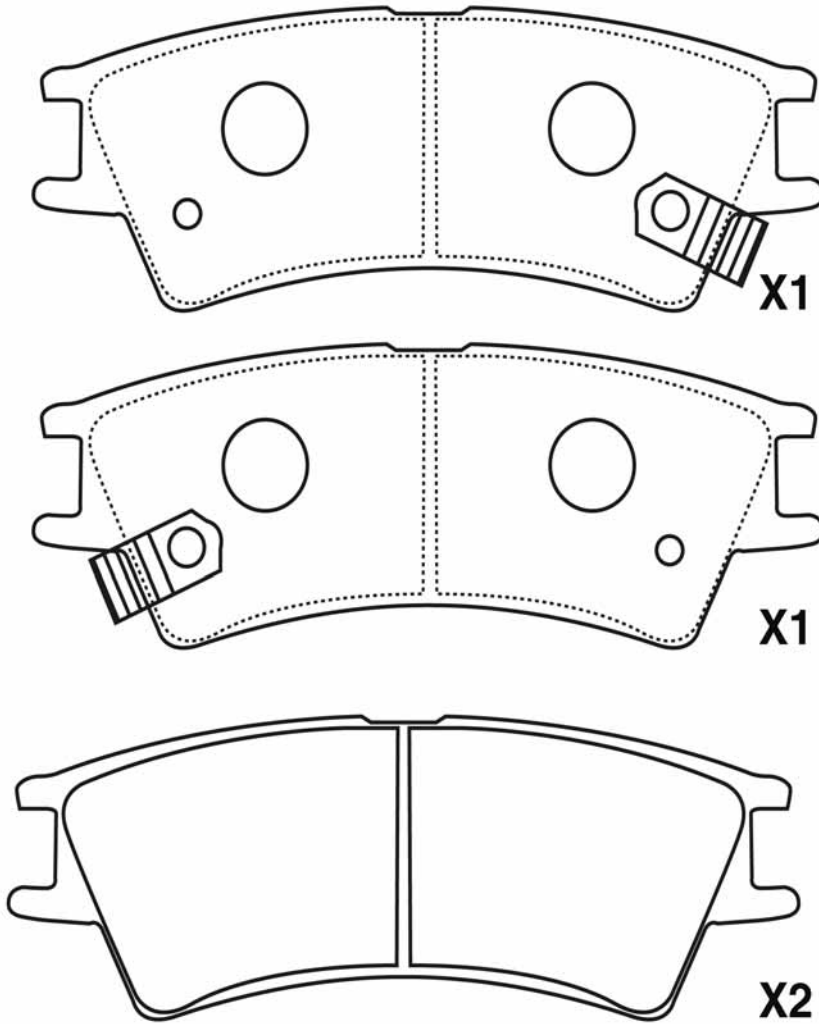
X2



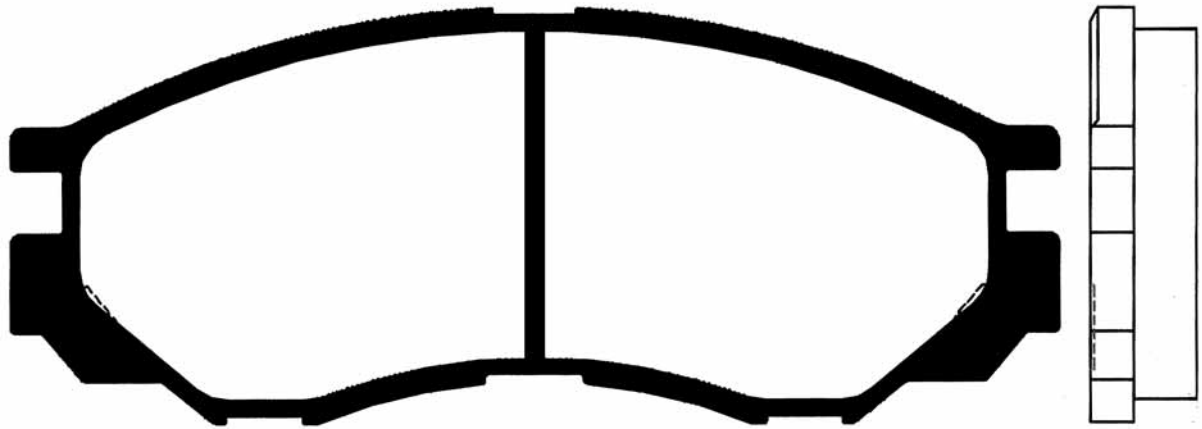
PA-582AF MITSUBISHI				WVA
	L	H	Th	23086
	151	51,6	16,9	




PA-583AF							WVA
	HYUNDAI	L	H	Th			
	105	41,6	15,8			23239	

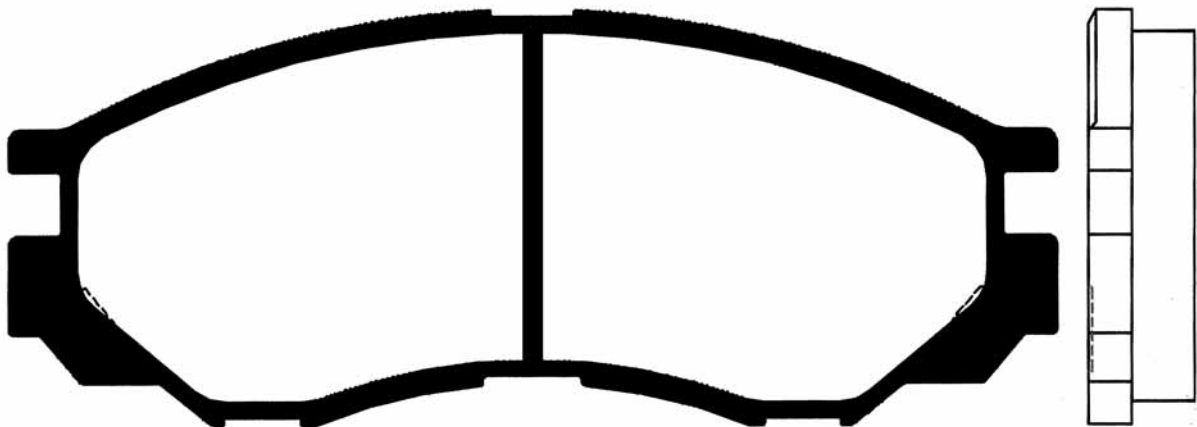


PA-585AF SHUANGHUAN AUTO - HYUNDAI - MITSUBISHI -				WVA
	L	H	Th	23290
	138	55,5	15,6	






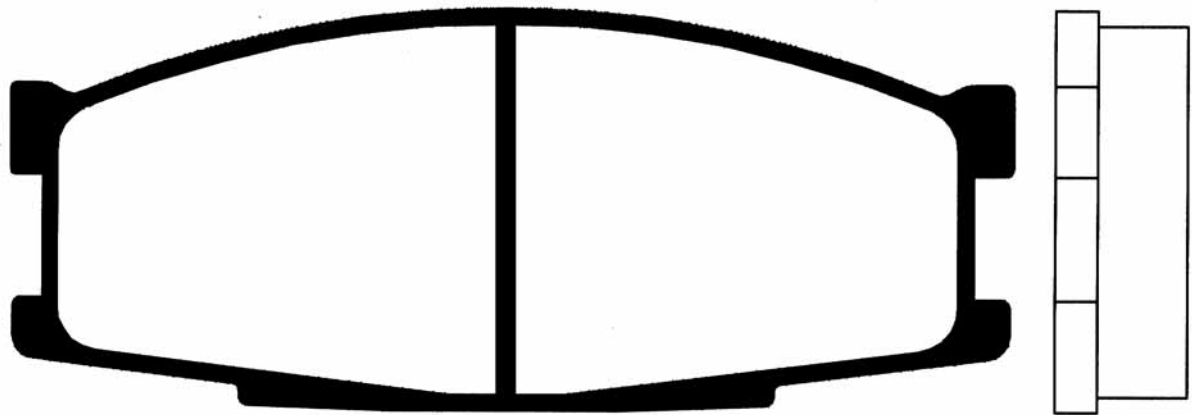
X4

PA-585P				WVA
	L	H	Th	
MITSUBISHI - SHUANGHUAN AUTO -	138	55,5	15,6	





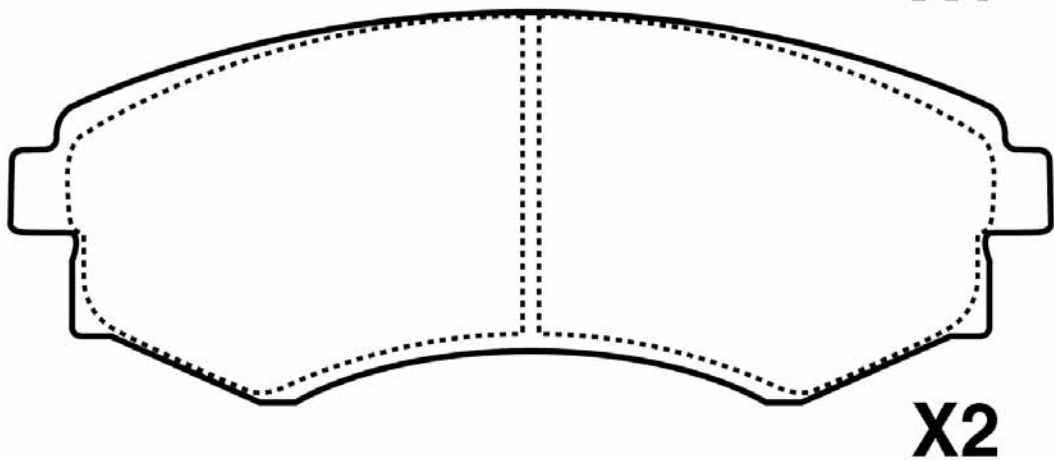
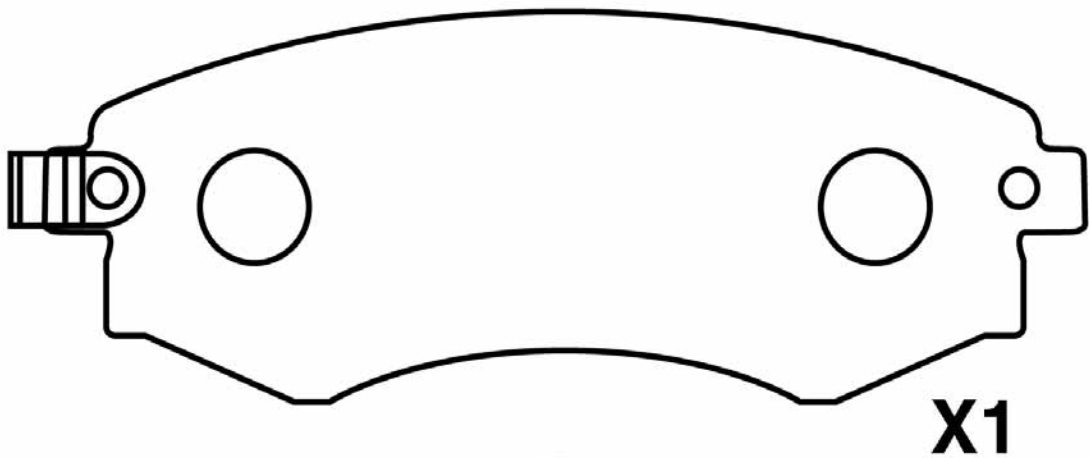
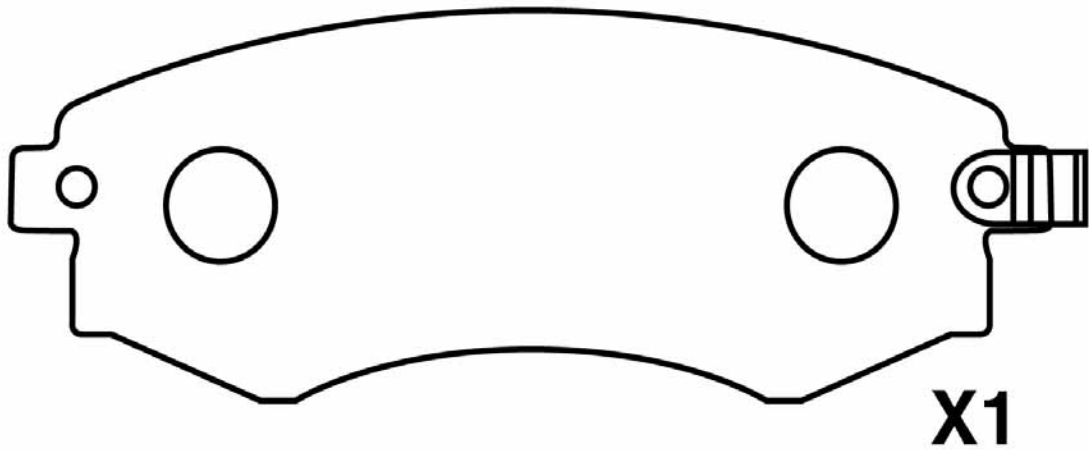
X4




PA-586AF MITSUBISHI				WVA
	L	H	Th	
	133	53	17,3	

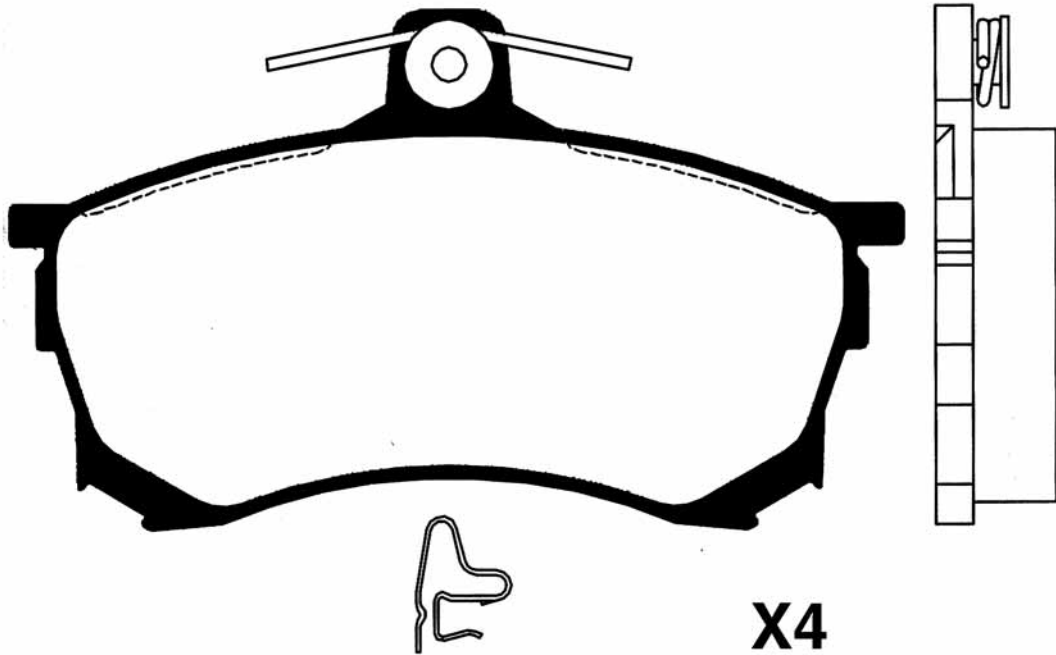



X4

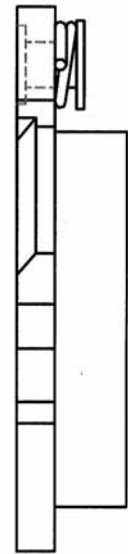
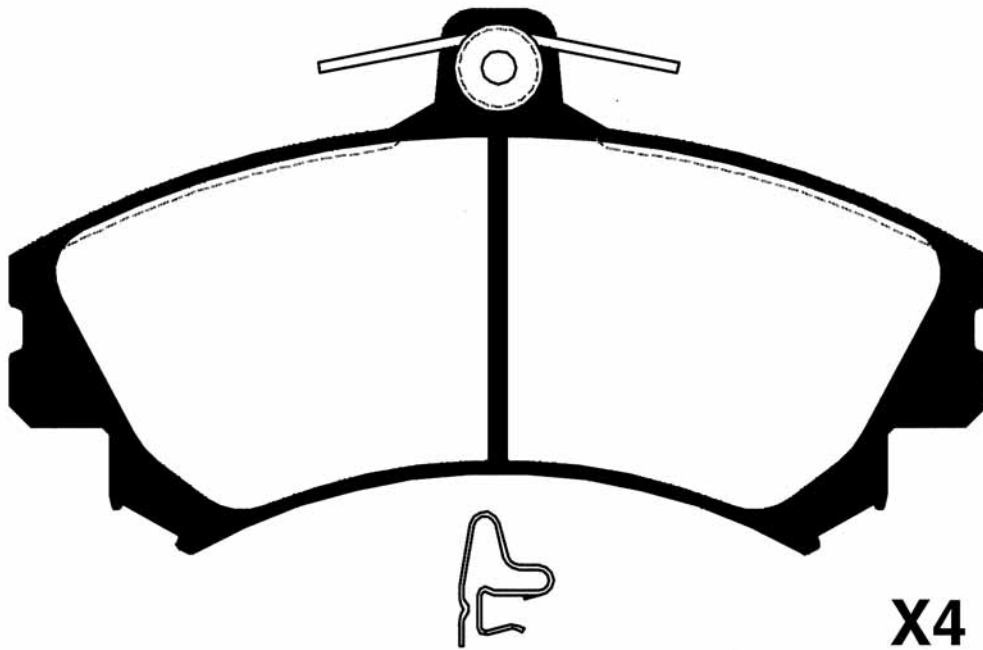
PA-590AF HYUNDAI - KIA				WVA
	L 136,4	H 54	Th 17	21727




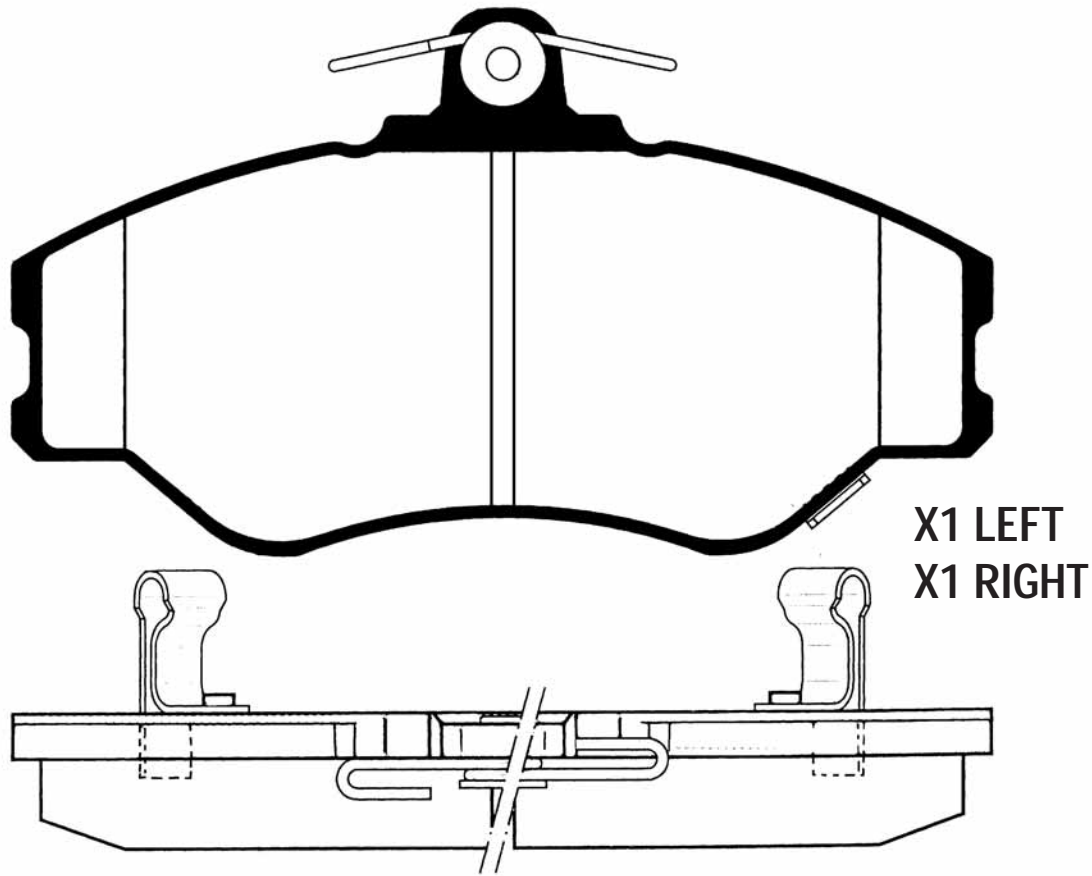
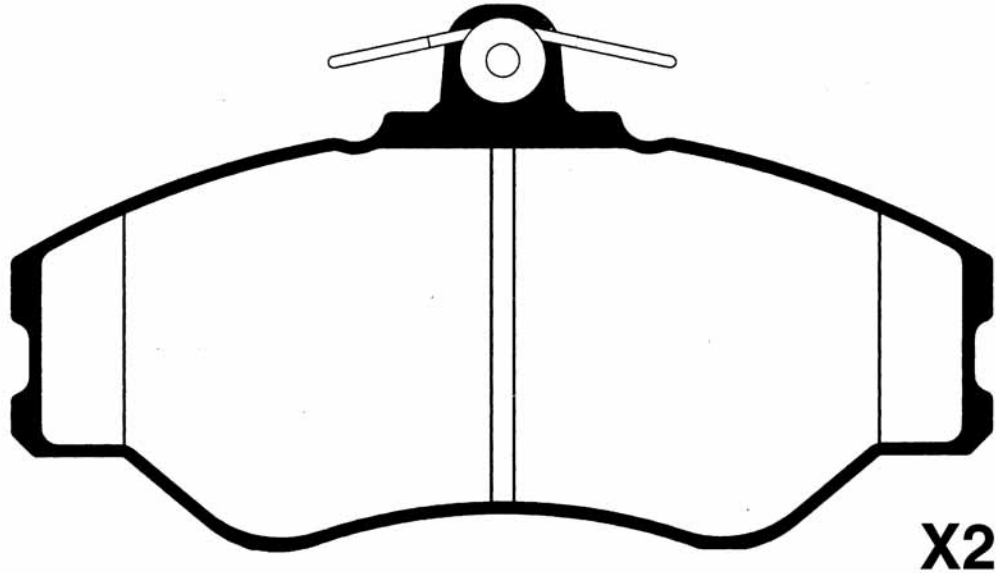
PA-592AF MITSUBISHI				WVA
	L	H	Th	
	119,4	68,6	14,9	23080




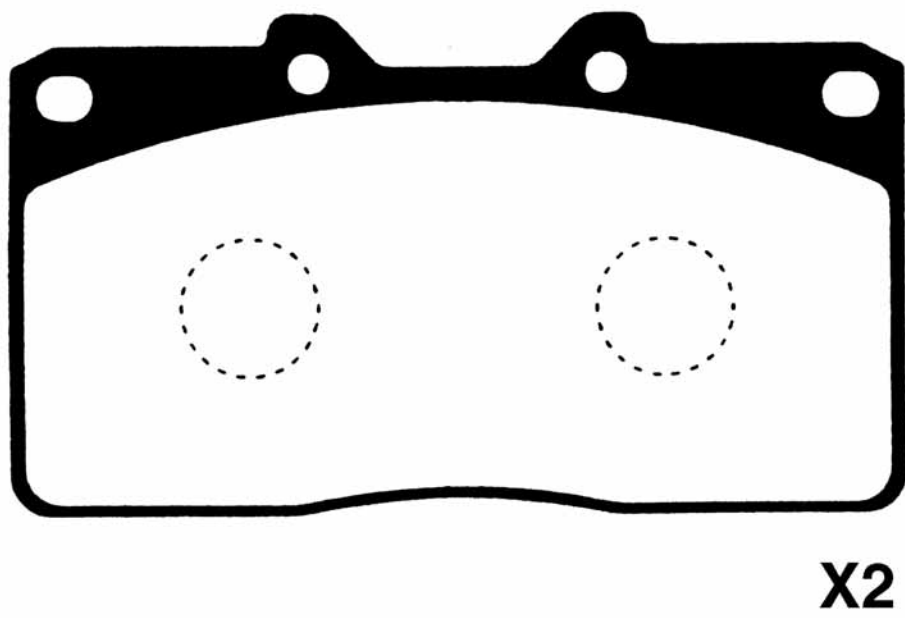
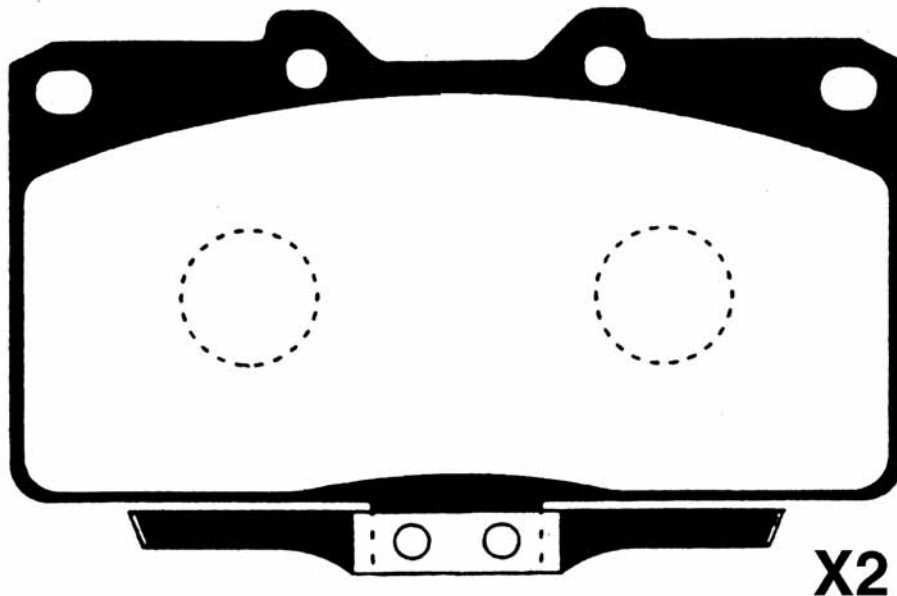
PA-593AF SMART - MITSUBISHI				WVA
	L 130	H 73	Th 14,6	21920






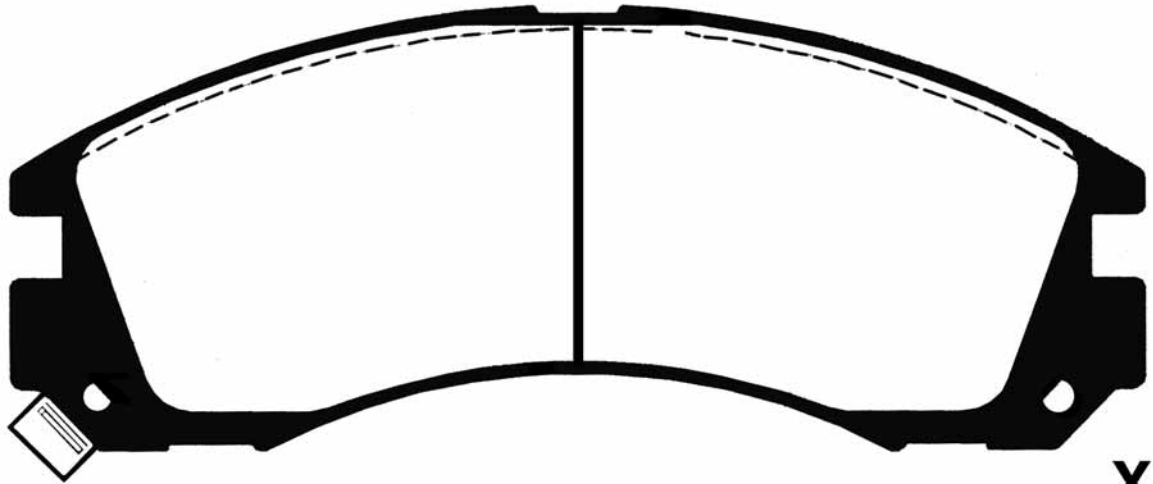
PA-595AF				WVA
	HYUNDAI	L	H	
	130	73,3	17,8	23083



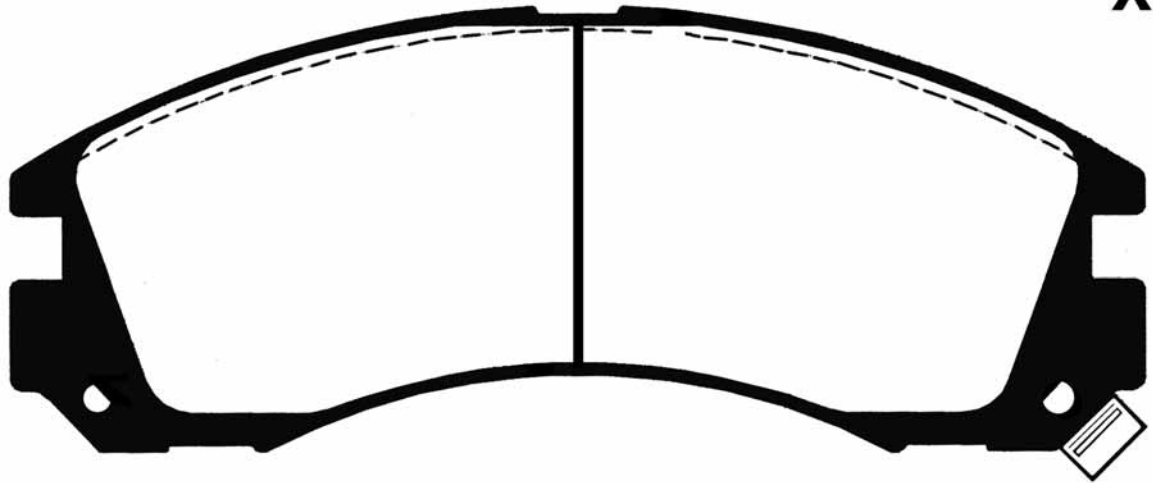
PA-597AF				WVA
	MITSUBISHI	L	H	
	119,3	65,1/74,9	15	



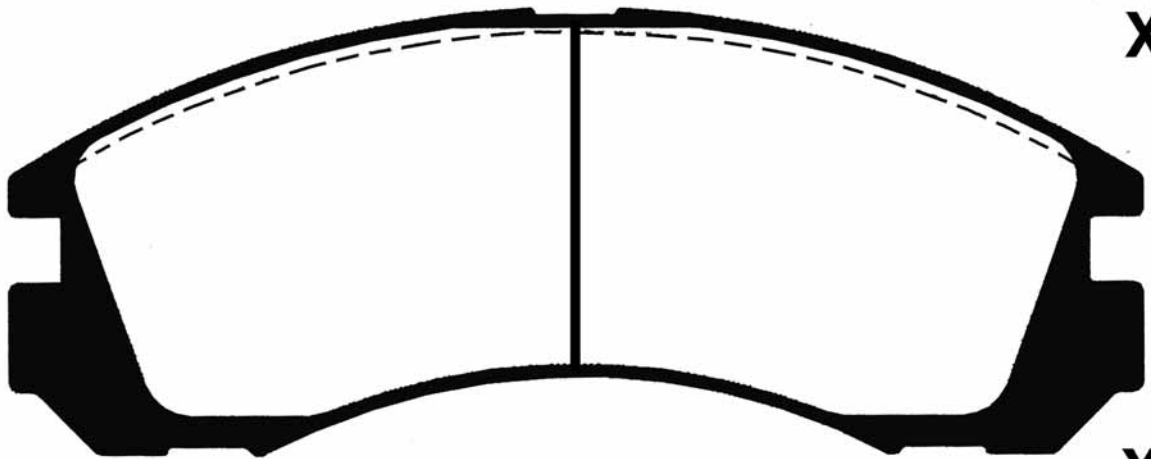
PA-599AF MITSUBISHI				WVA
	L	H	Th	
	150	59	15,8	21769



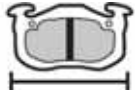


X1

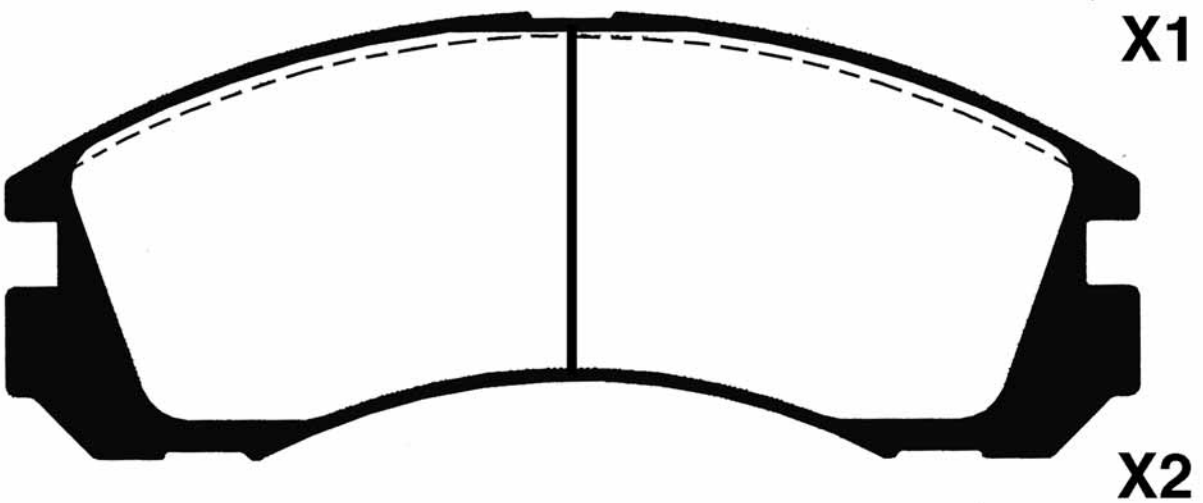
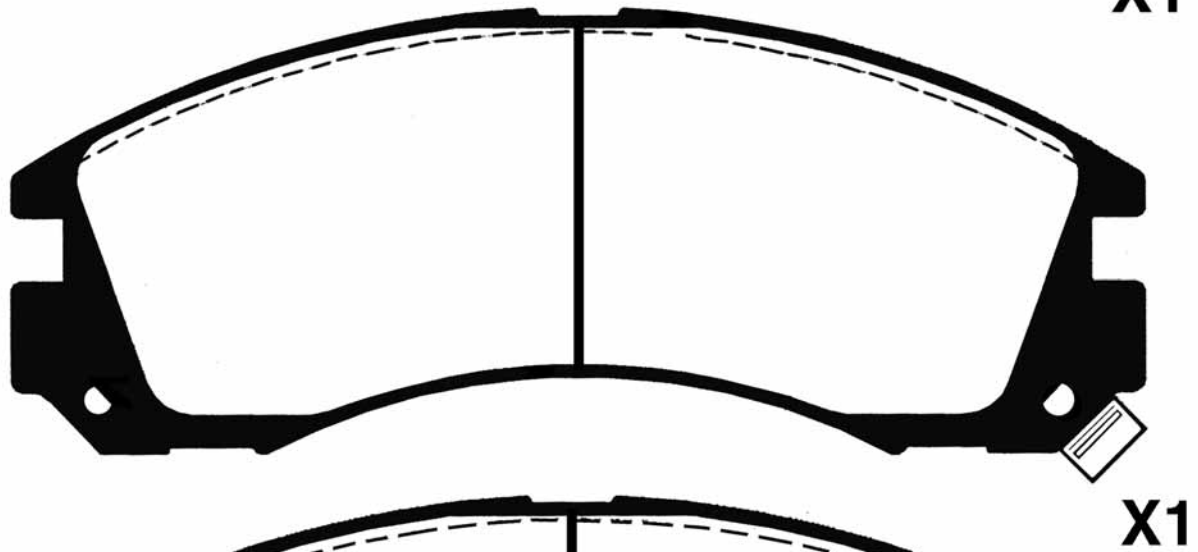
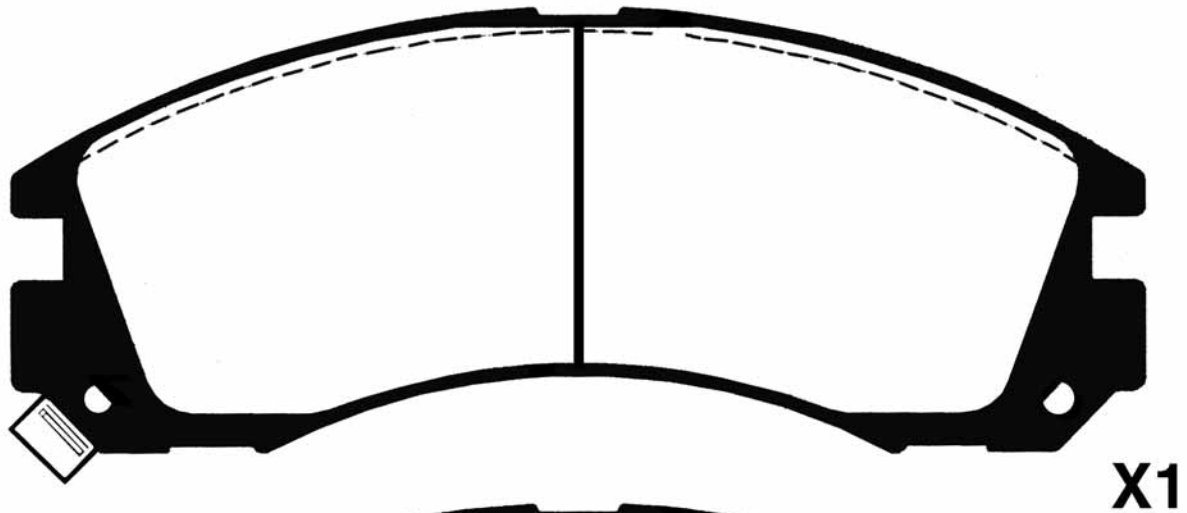


X1

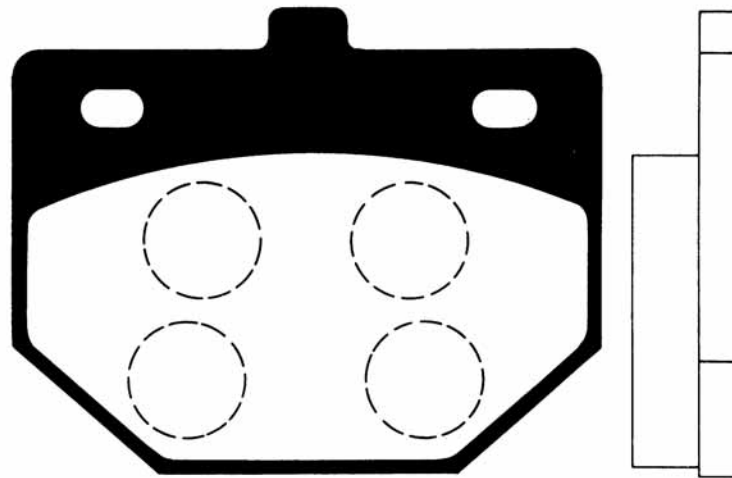


X2




PA-599P						WVA
	MITSUBISHI	L	H	Th		
	150	59	15,8			

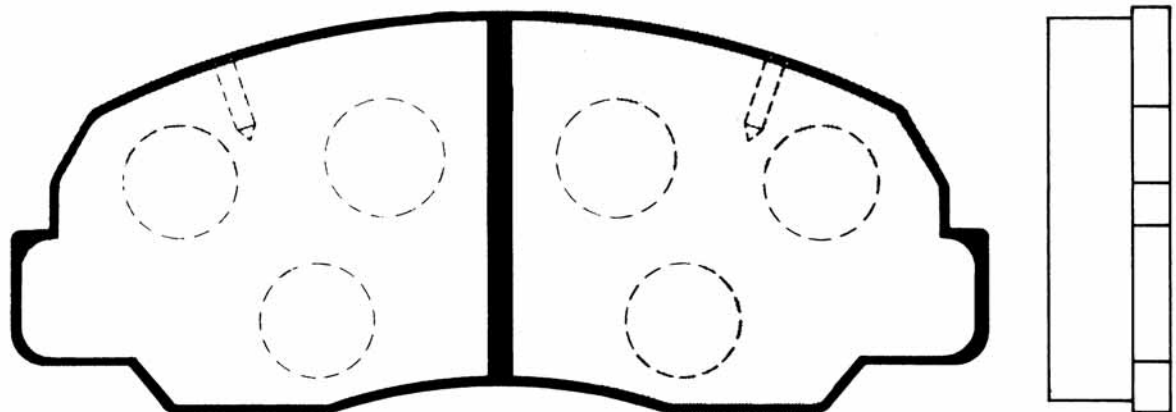


PA-600AF DAIHATSU - TOYOTA				WVA
	L 78	H 62,8	Th 13	20560






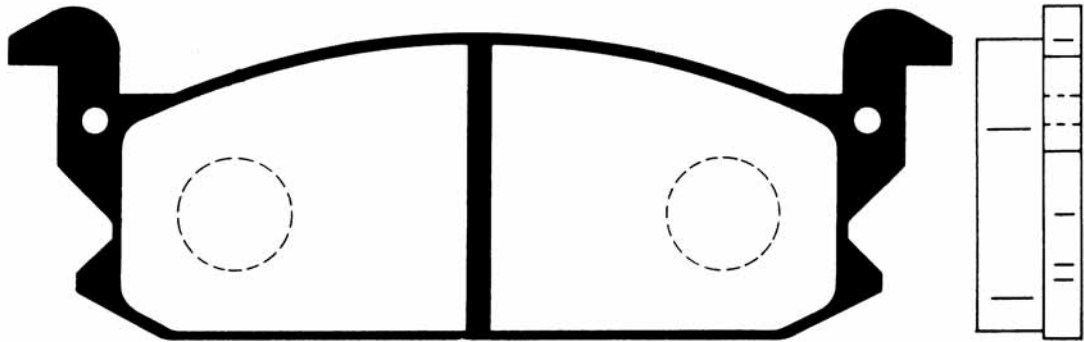
X4

PA-601AF MAZDA - DAIHATSU				WVA
	L	H	Th	
	128	52,6	13,4	21243

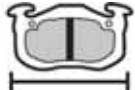




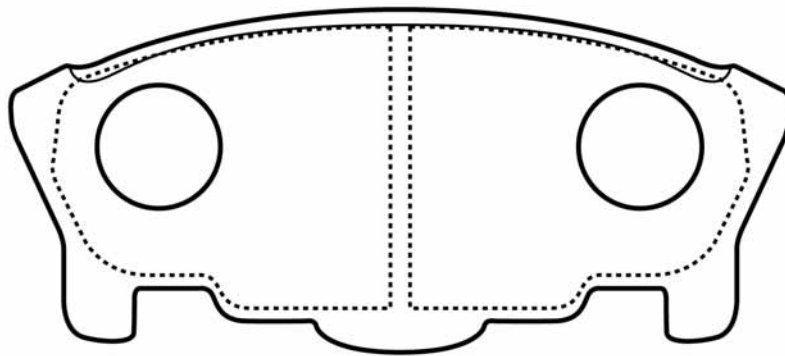
X4

PA-602AF DAIHATSU				WVA
	L	H	Th	21159
	124	43,8	13,3	






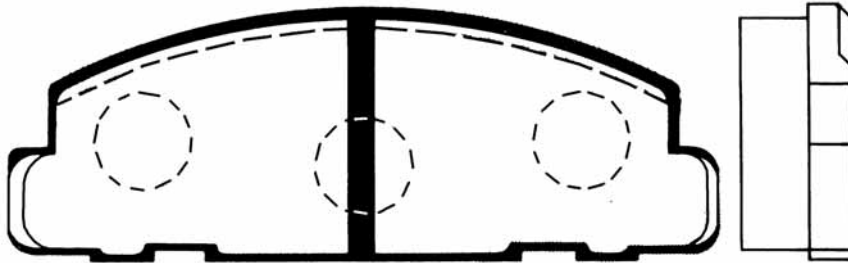
X4

PA-603AF				WVA
DAIHATSU	L	H	Th	
	104,3	45	13,7	23783





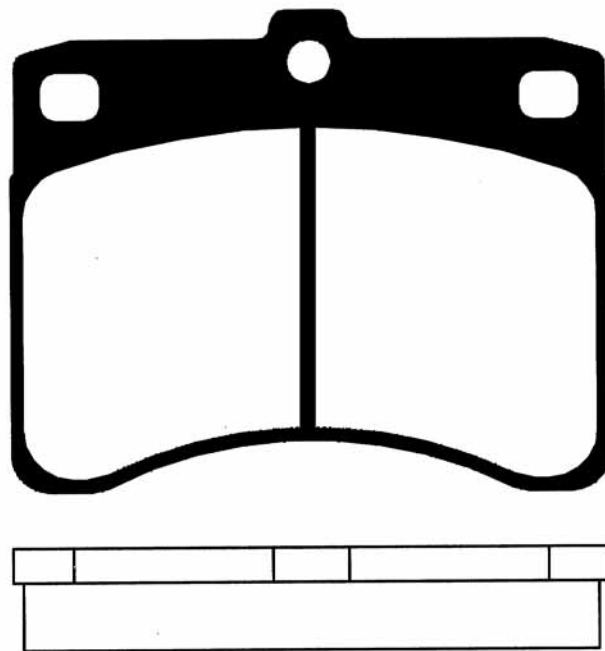
X4

PA-604AF DAIHATSU				WVA
	L	H	Th	
	94,8	34,2	13,9	



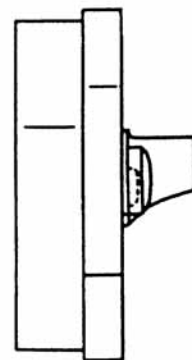
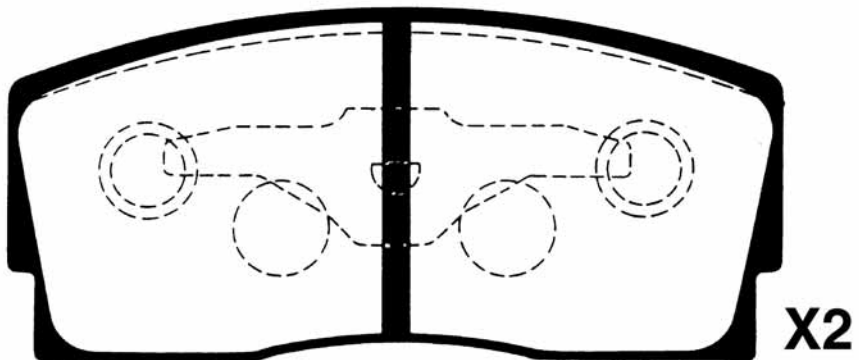
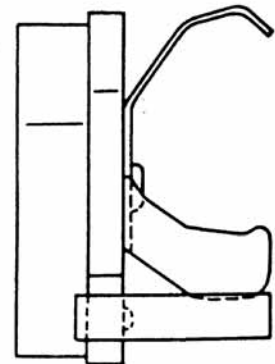
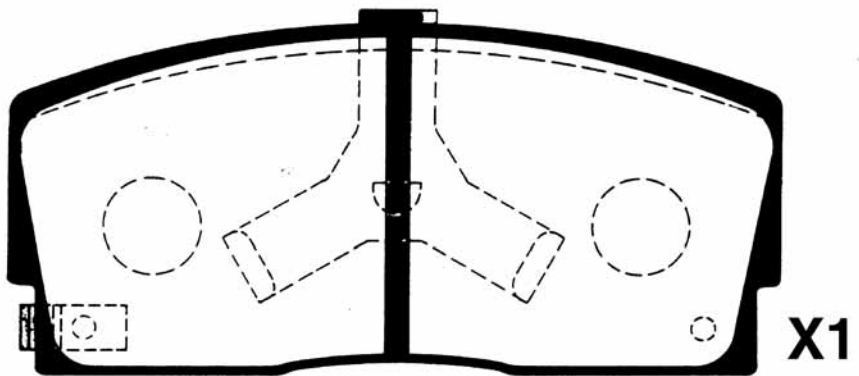
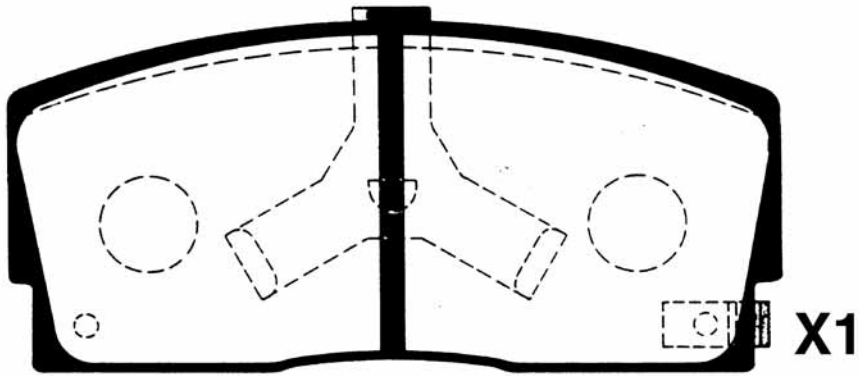
X4

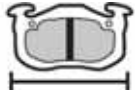


PA-605AF DAIHATSU - PIAGGIO				WVA
	L 78,7	H 63,9	Th 13	20780

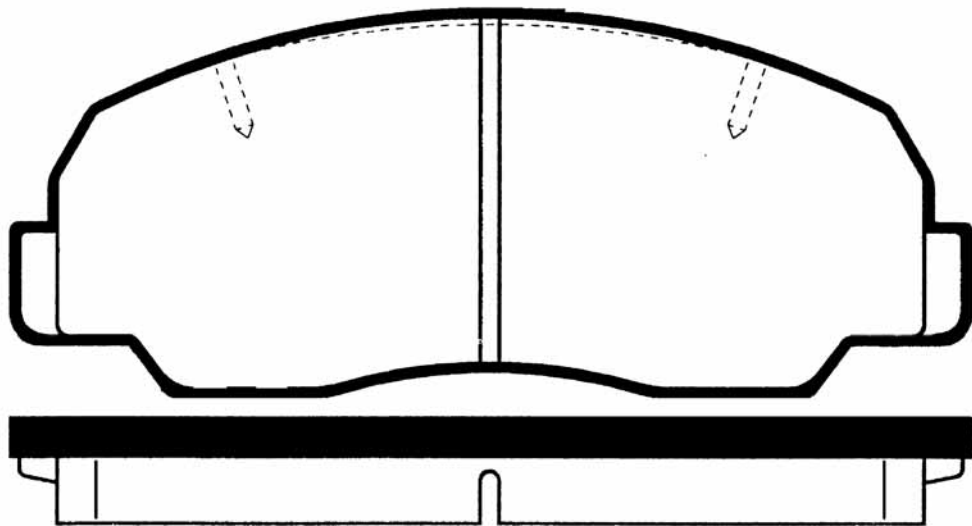


X4




PA-606AF DAIHATSU				WVA
	L	H	Th	
	102,5	47,2	13,5	21340

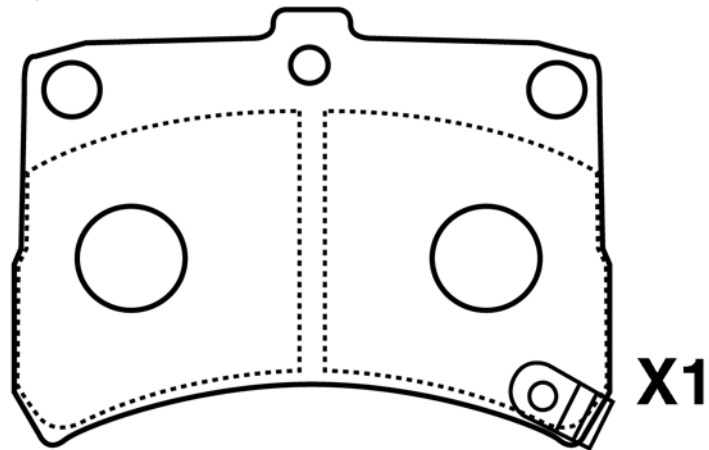
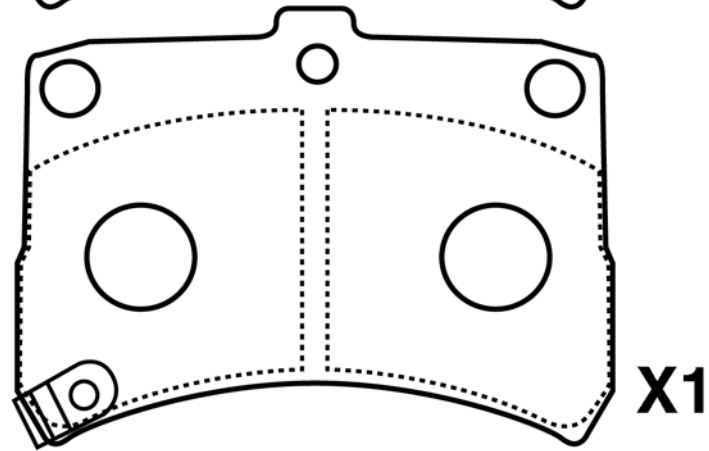
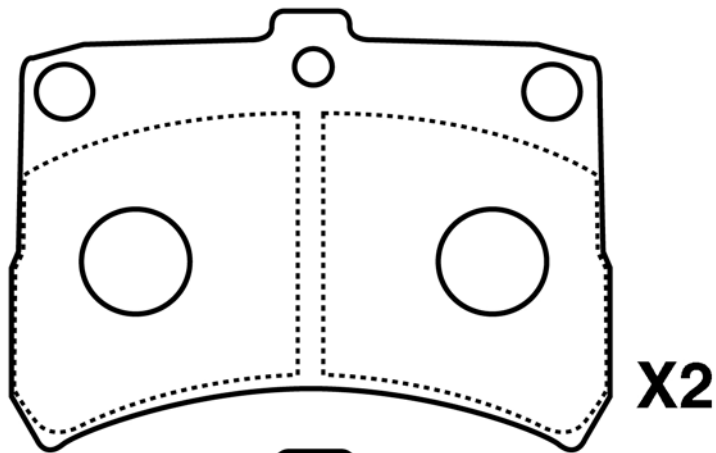



PA-607AF							WVA
	DAIHATSU	L	H	Th			
	127,8	52,2	13,8			21712	

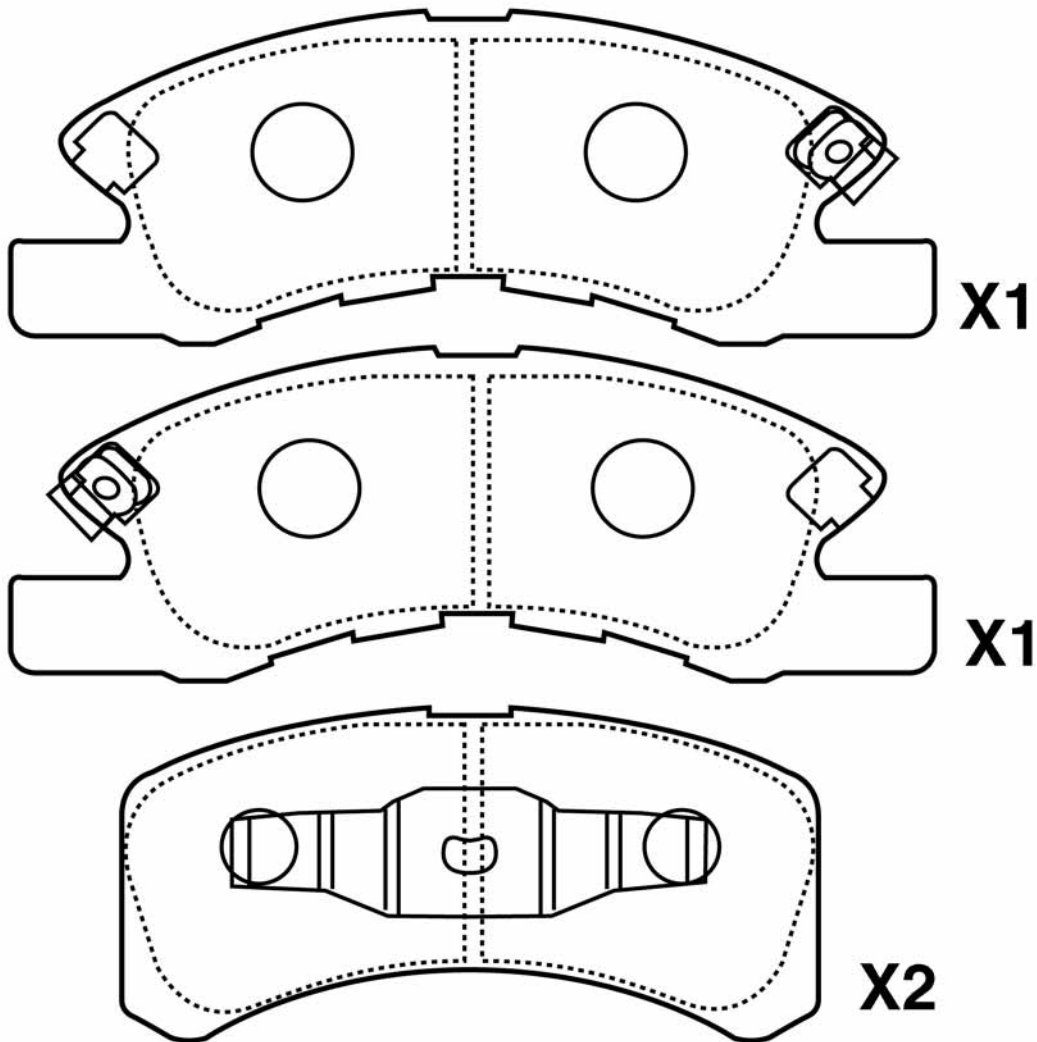





X4

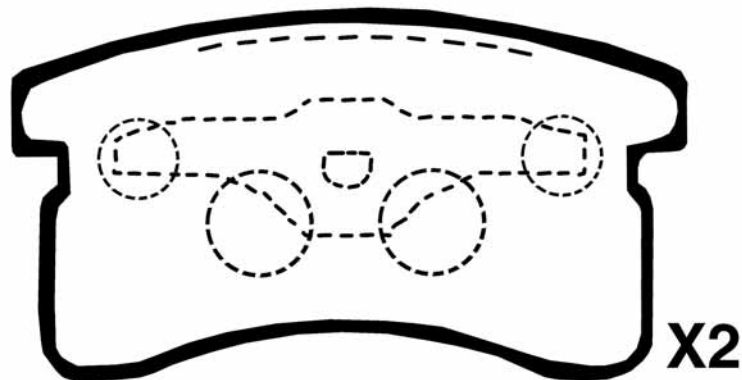
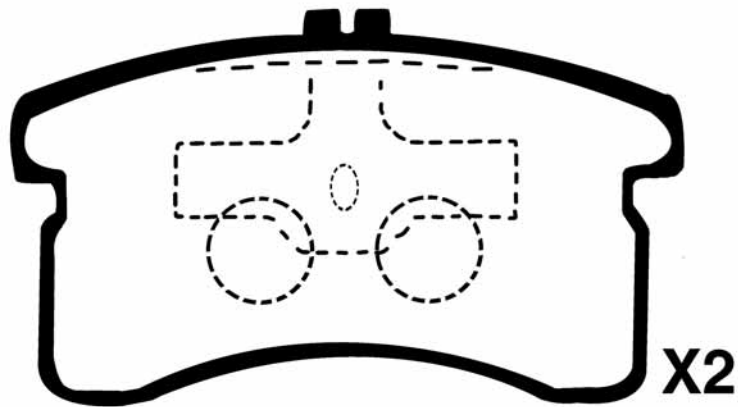
PA-608AF DAIHATSU				WVA
	L	H	Th	
	79	58	14,4	23495

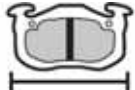




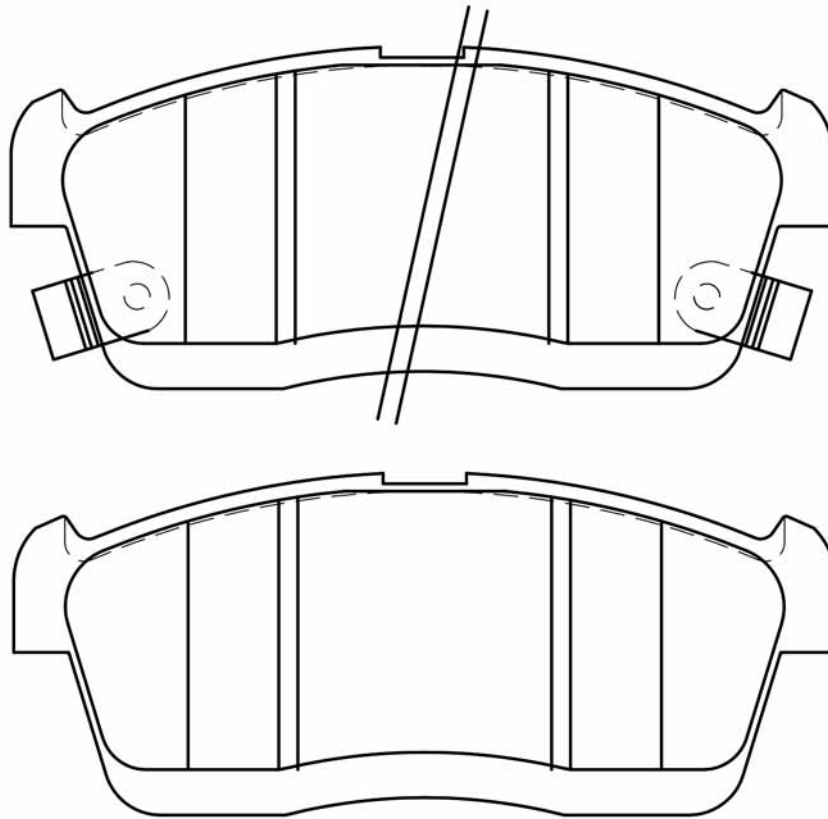
PA-609AF				WVA
	DAIHATSU	L	H	Th
	92/122,2	44,1	15,3	24229

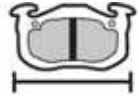

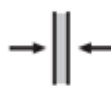


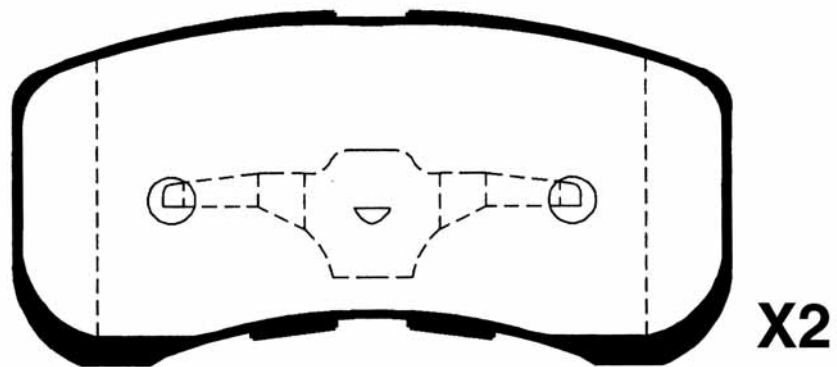

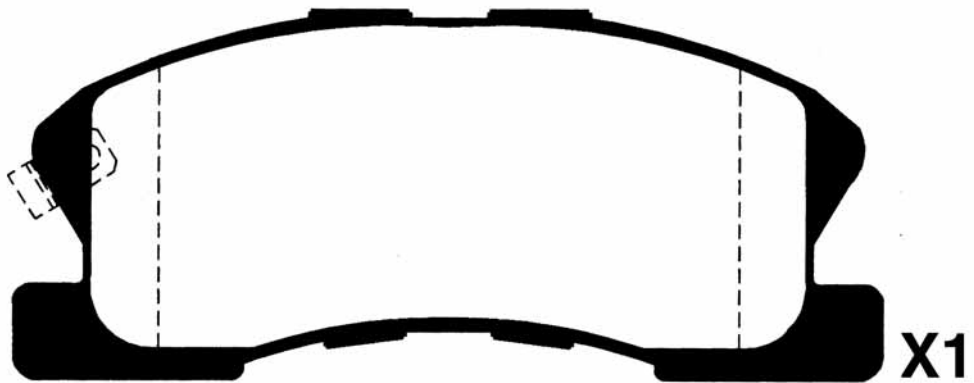
PA-610AF DAIHATSU				WVA
	L	H	Th	
	89	49,2	13,9	21969



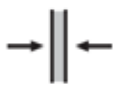


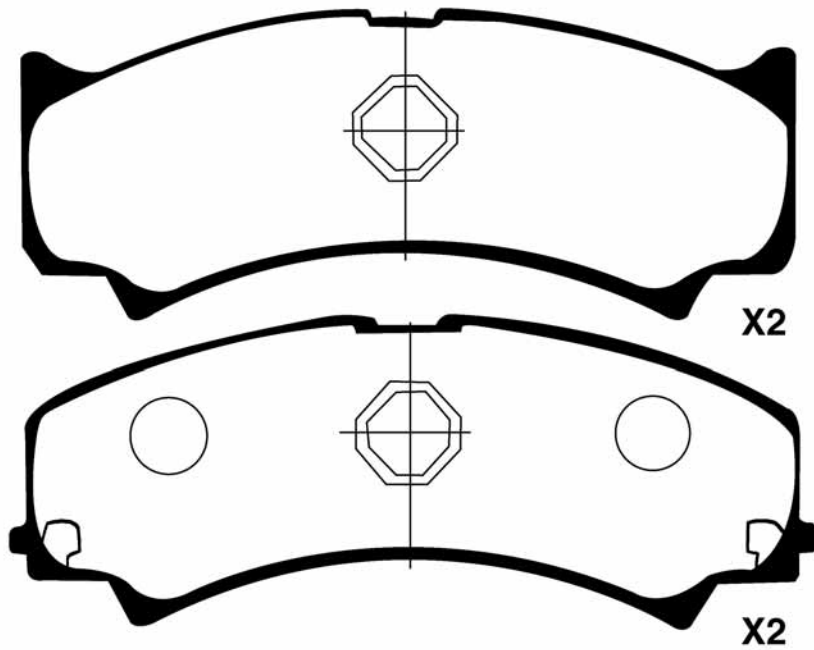
PA-612AF DAIHATSU				WVA
	L	H	Th	
	109	46	15	23507






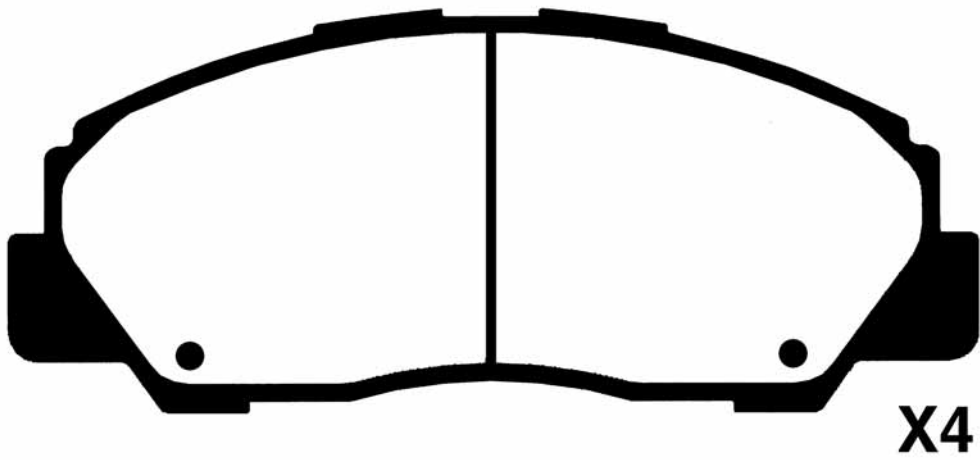
PA-615AF DAIHATSU				WVA 23497
	L	H	Th	
	95,2/115,5	49,7	15,3	

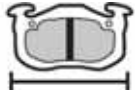




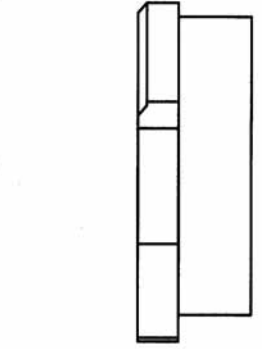
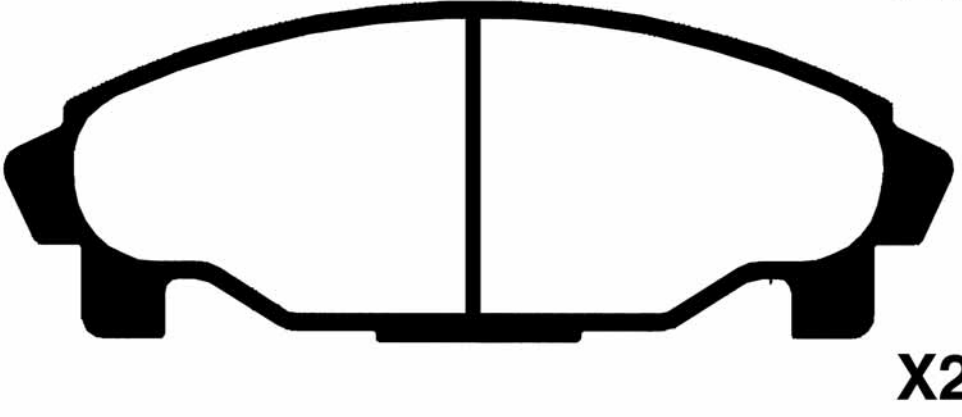
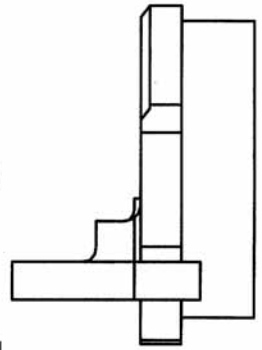

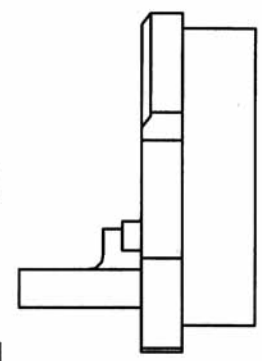

PA-697AF DAIHATSU				WVA
	L	H	Th	
	102,7/107,5	42	15	




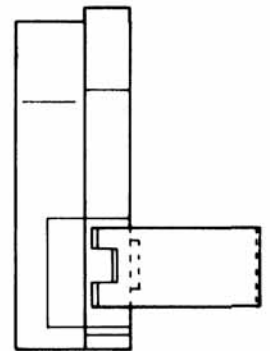
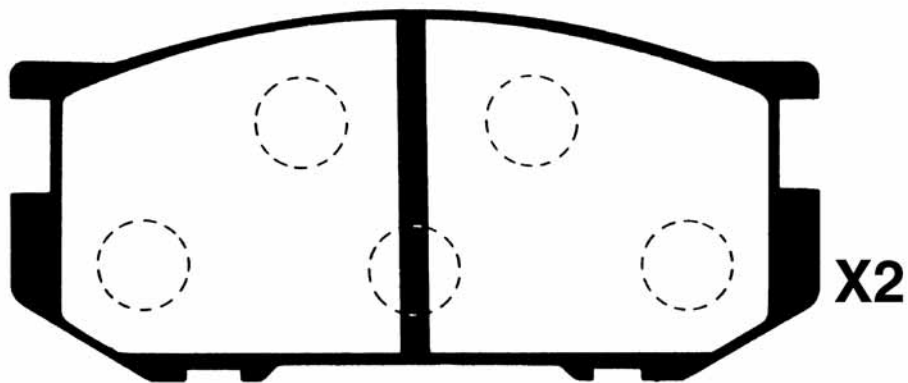
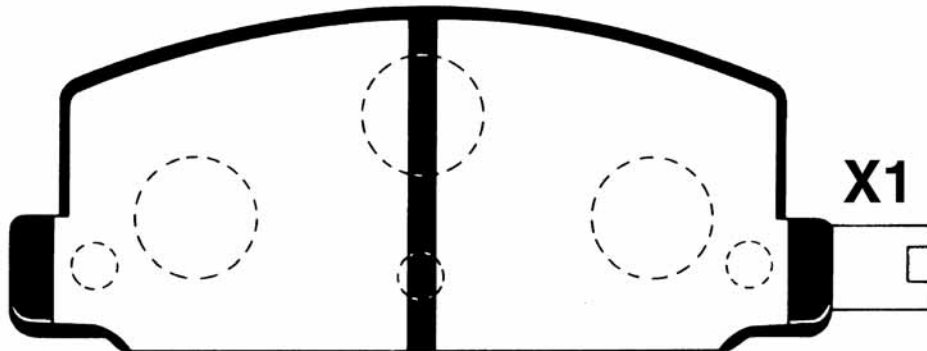
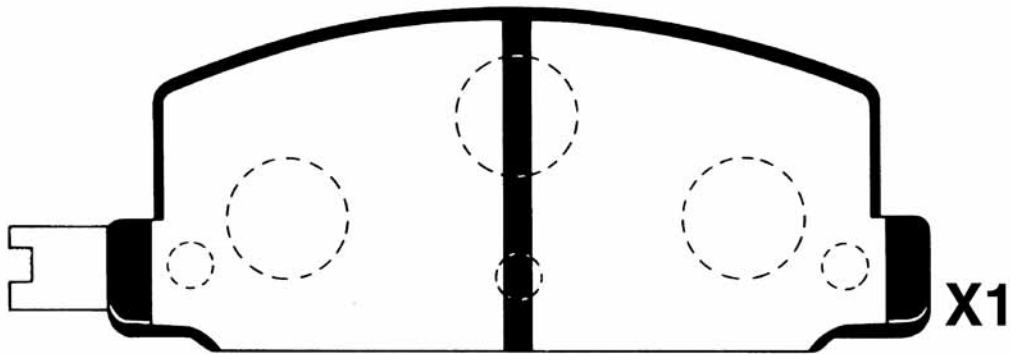
PA-698AF DAIHATSU				WVA
	L	H	Th	
	128	52,8	14	21967




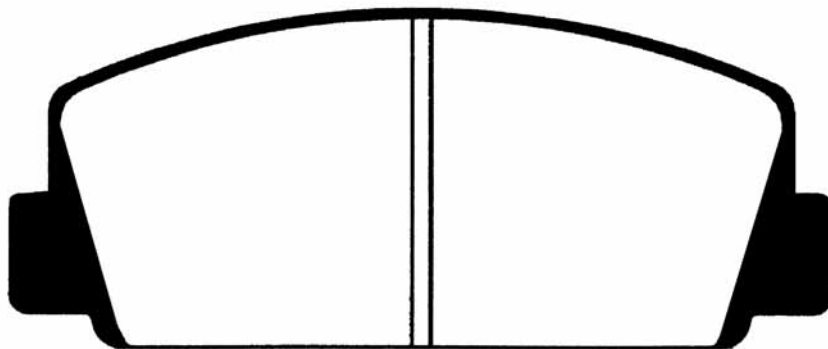
PA-699AF DAIHATSU	  		WVA 21953
	L 125,6	H 45,5	



PA-701AF SUBARU				WVA
	L 109/107	H 47/49	Th 14	20767

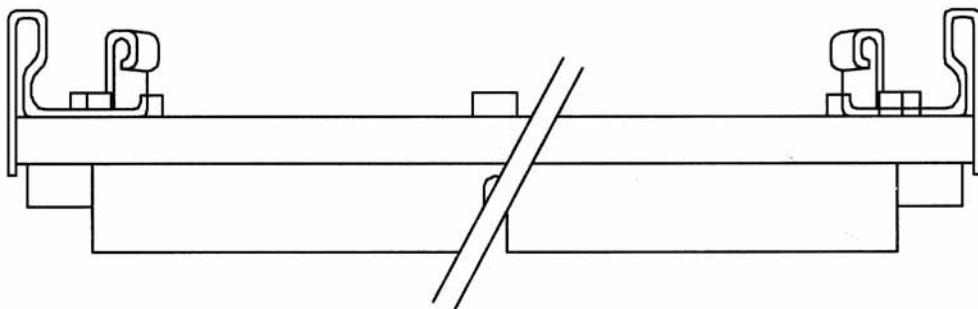
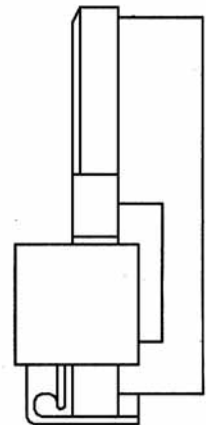
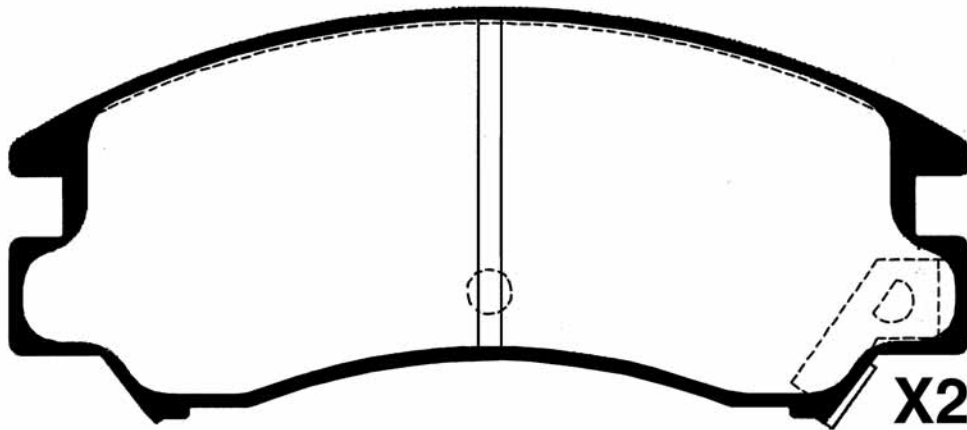
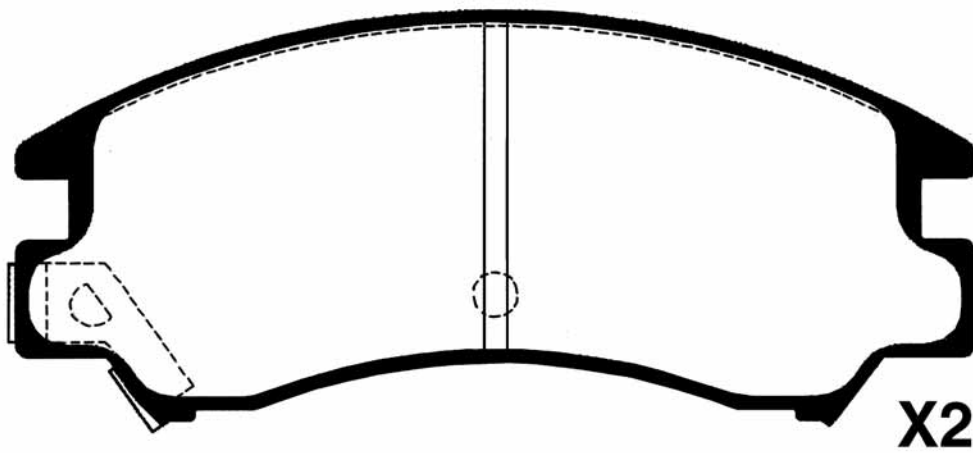


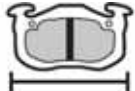


PA-702AF				WVA
	SUBARU	L	H	Th
	108,6	45,8	13,9	20563

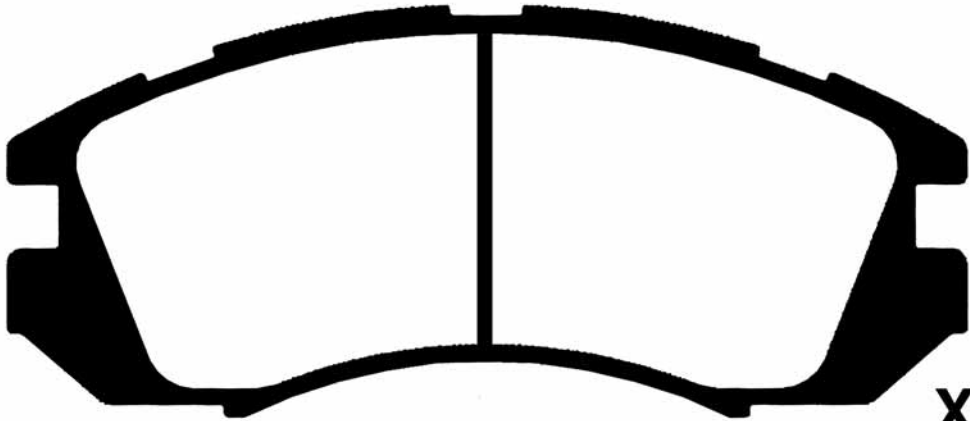


X4

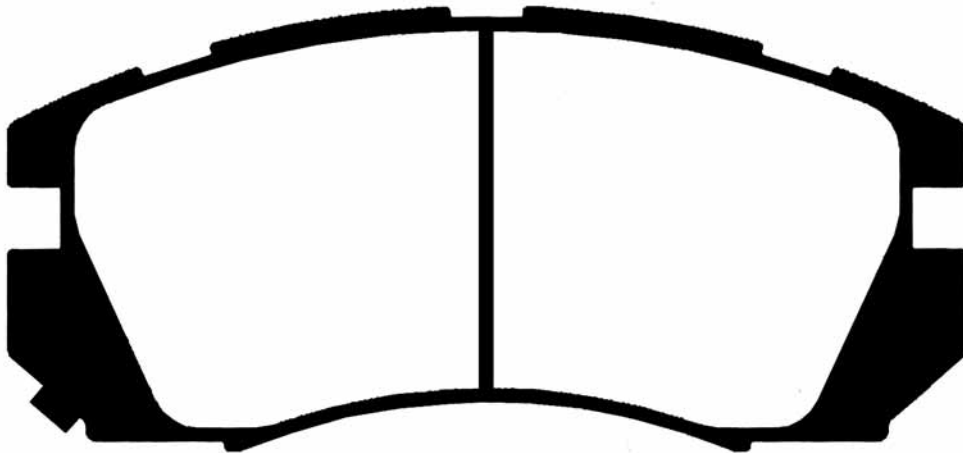
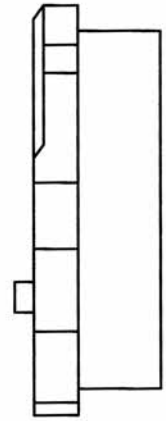
PA-703AF SUBARU				WVA 20113
	L 127	H 54,6	Th 16,6	



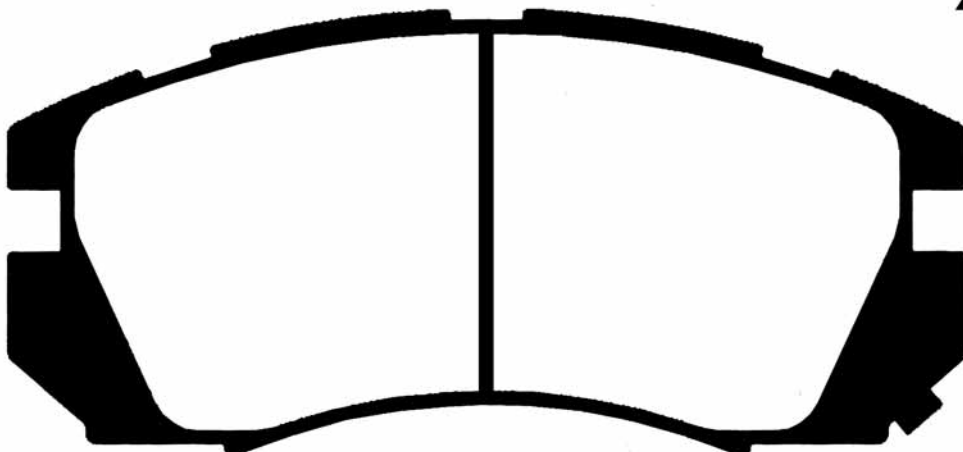
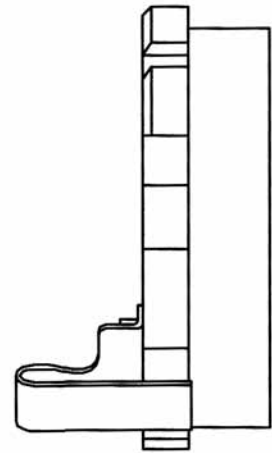
PA-705AF SUBARU	  		WVA 21496
	L 128	H 54,7	



X2

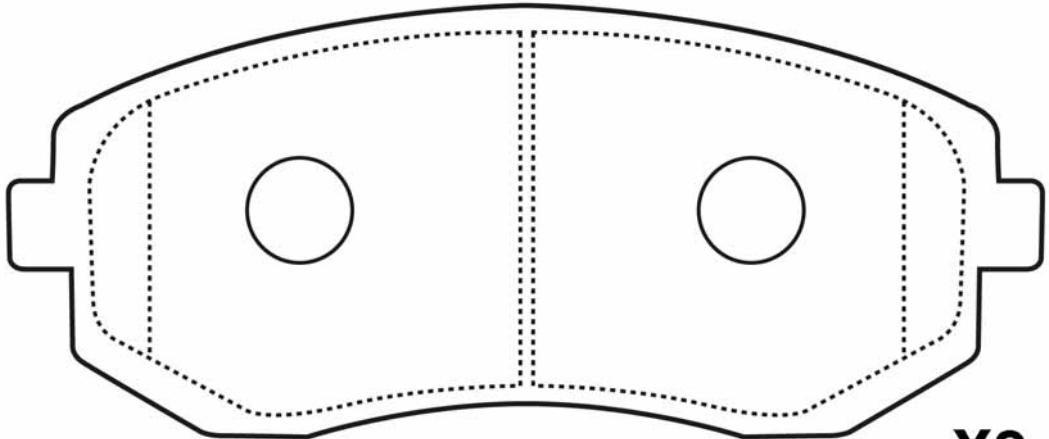


X1

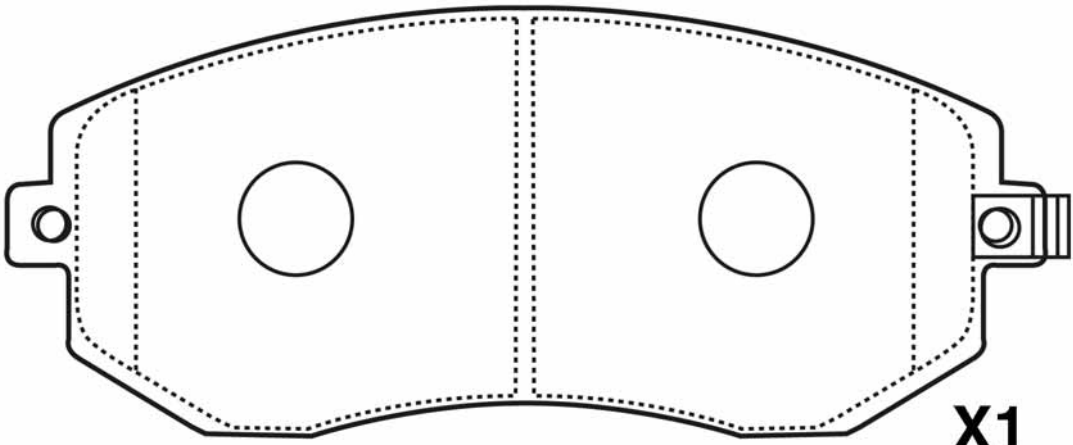


X1

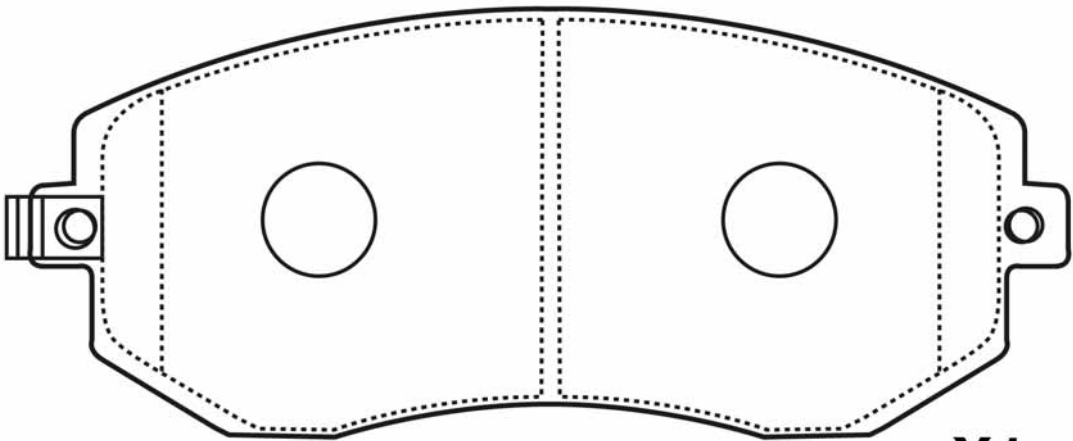
PA-706AF				WVA
	SUBARU	L	H	
	137	57,5	18	23865



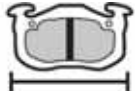


X2

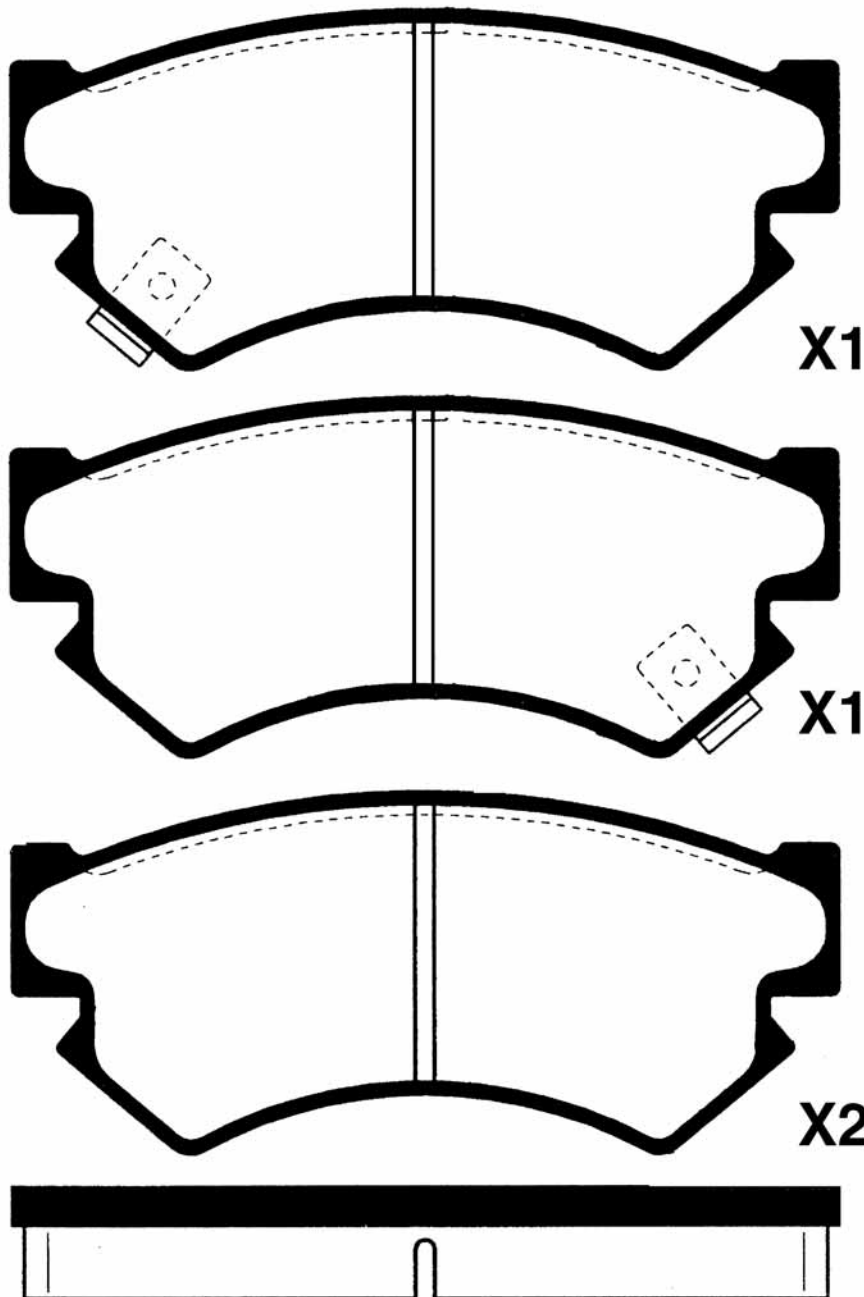



X1

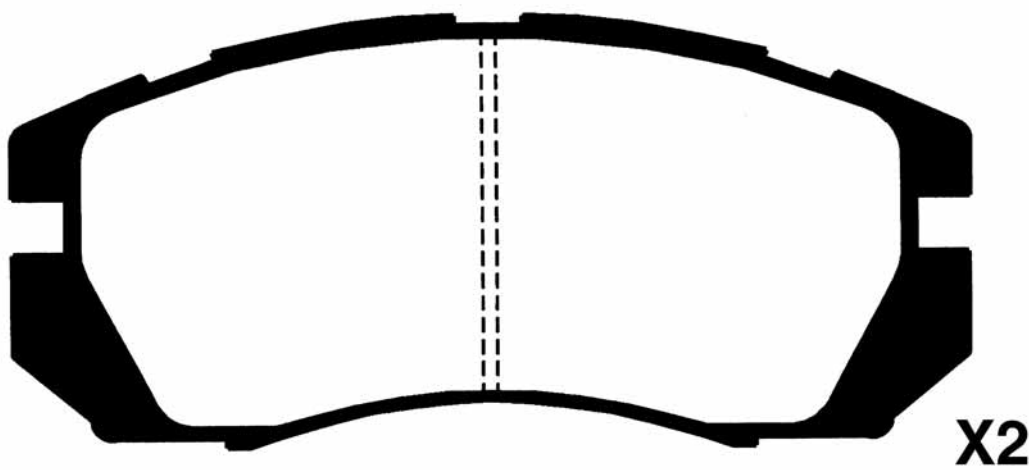
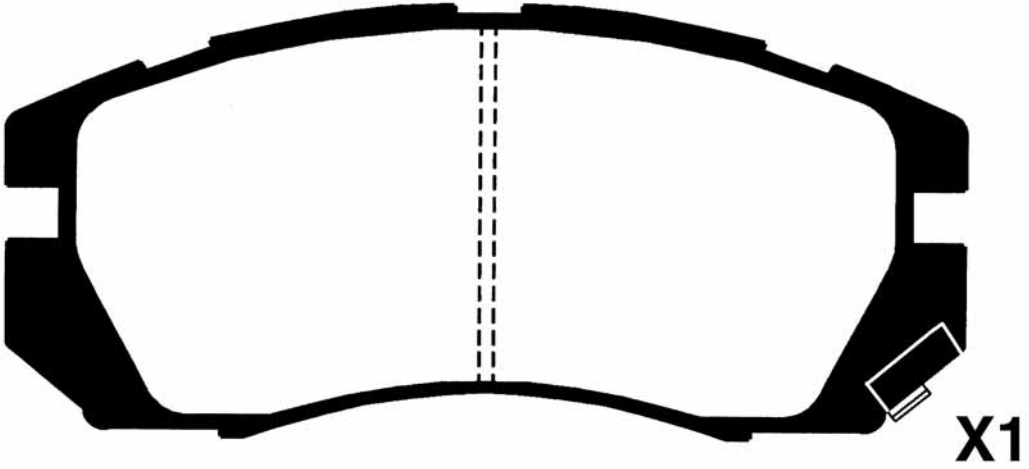
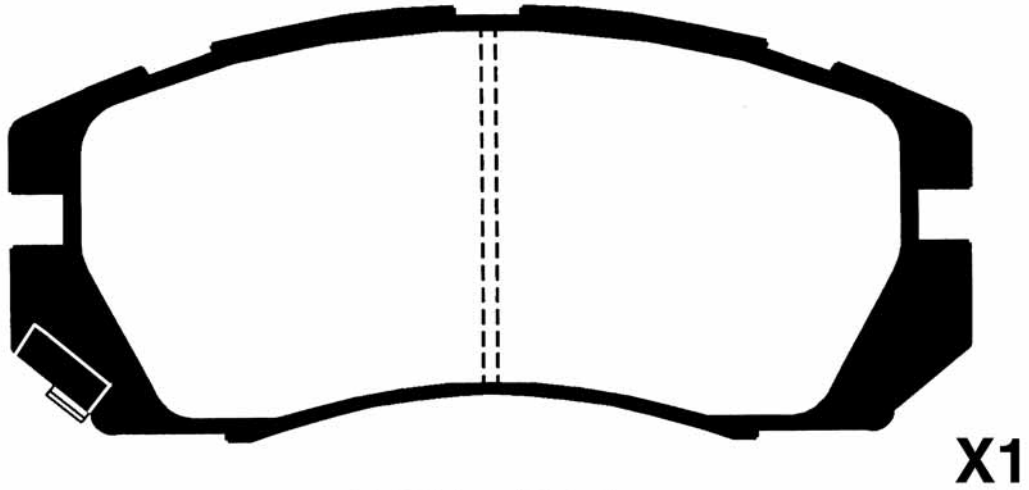




X1

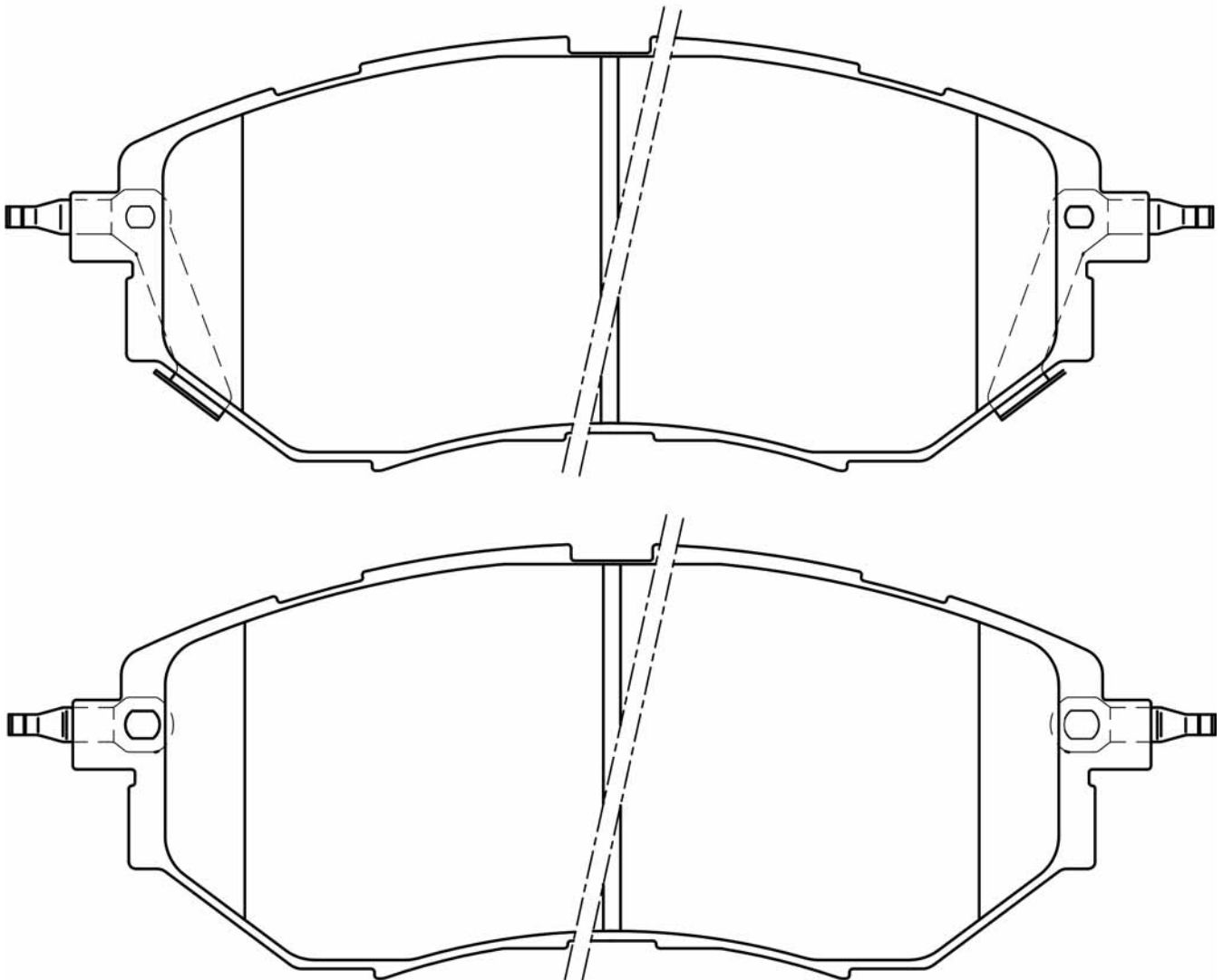
PA-707AF							WVA
	SUBARU	L	H	Th			
	108,7	49,6	14,8			21549	



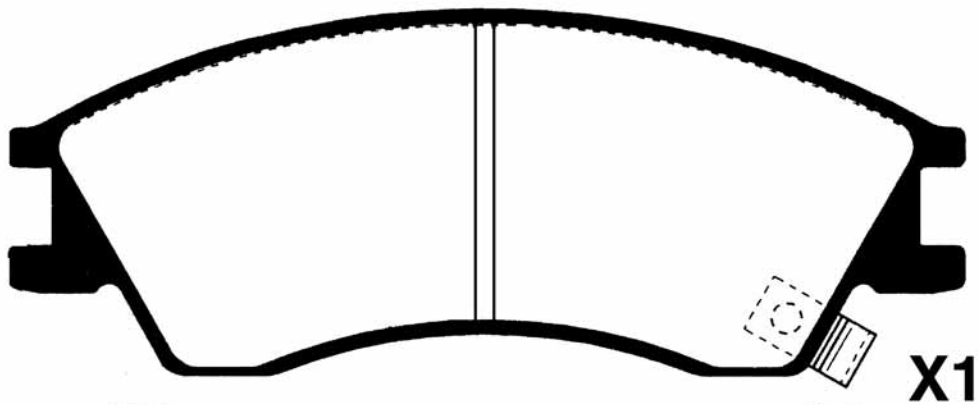
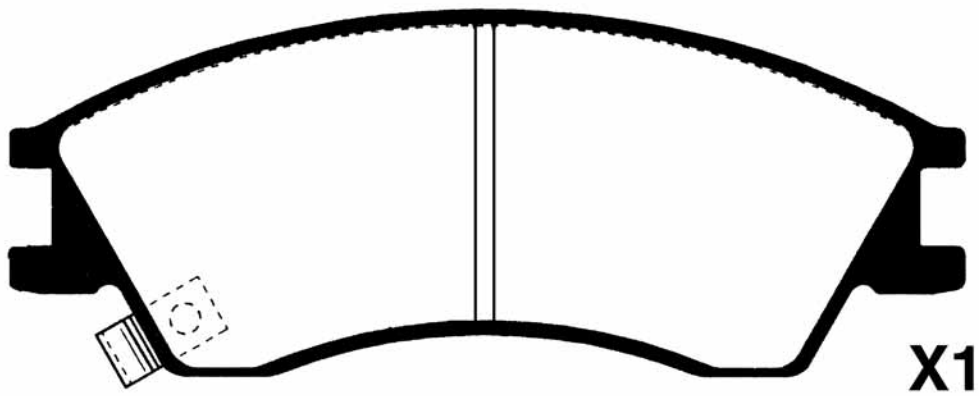
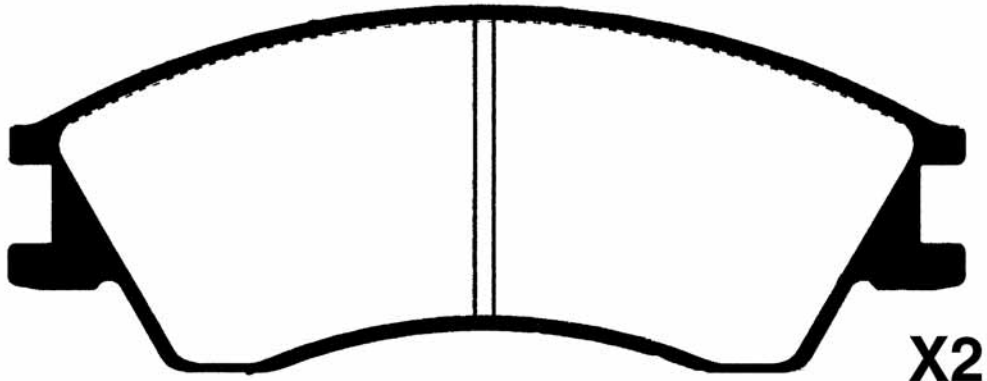
PA-708AF				WVA
	SUBARU	L	H	Th
	127,7	59	16,8	21482

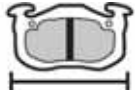




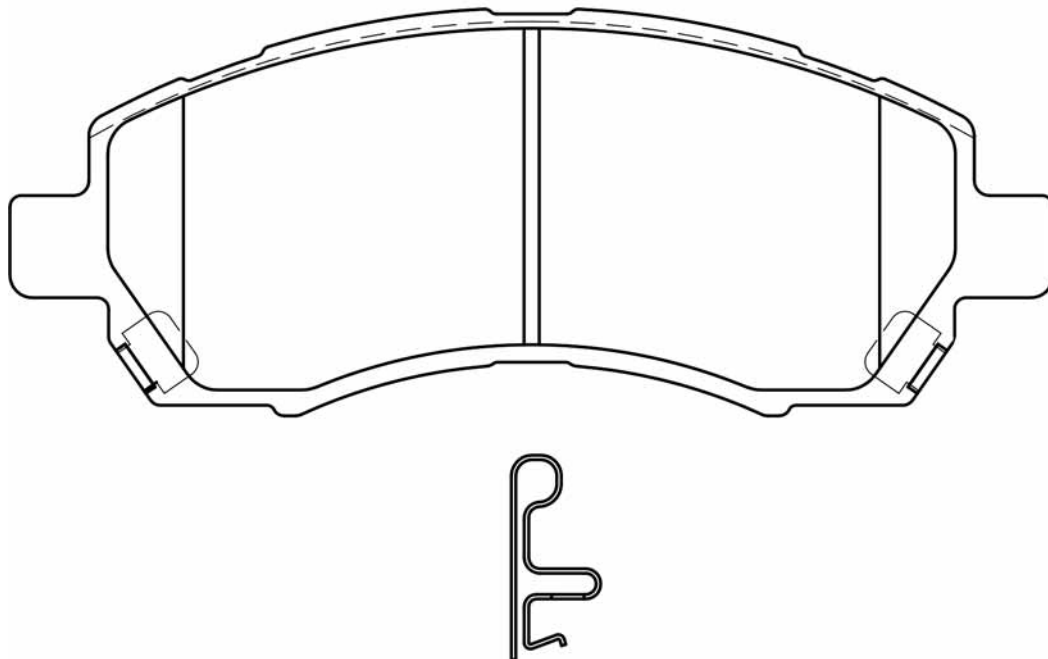
PA-709AF SUBARU				WVA
	L 157	H 63,5	Th 17	






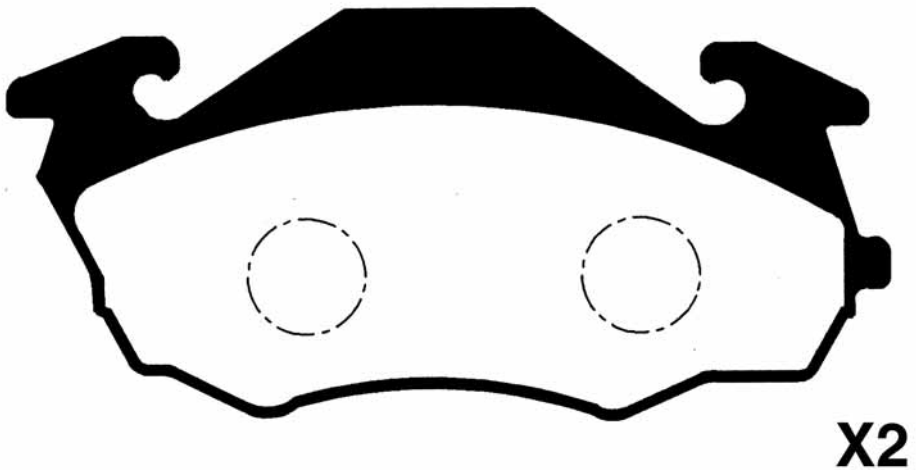
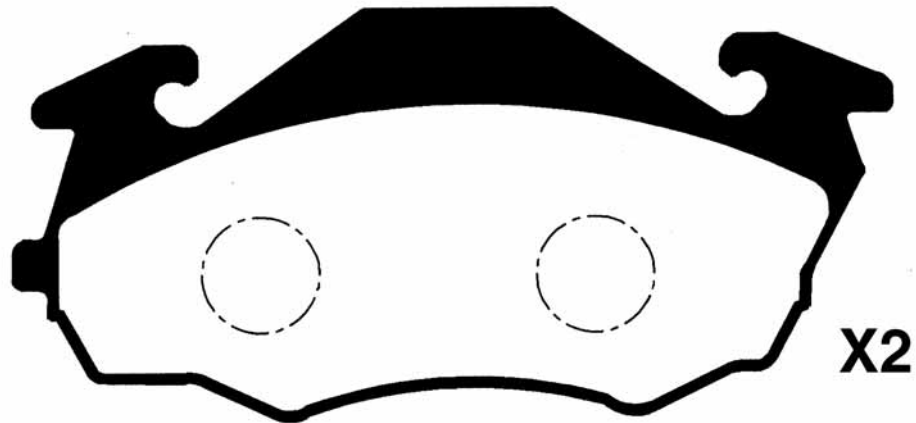
PA-710AF SUBARU				WVA
	L 127,5	H 49,7	Th 15,2	21709






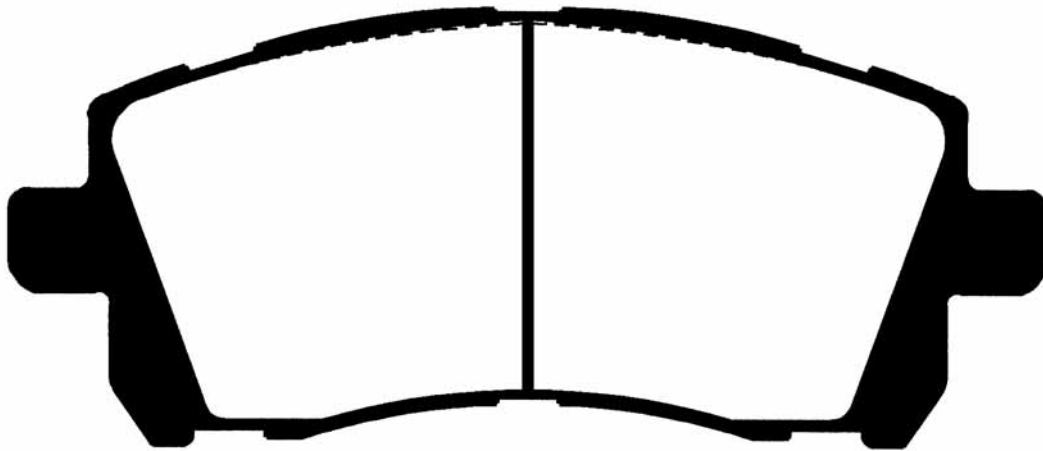
PA-711AF SUBARU	  		WVA
	L 138	H 54	






PA-795AF				WVA
	SUBARU	L	H	
	117,5	53,2	14,8	

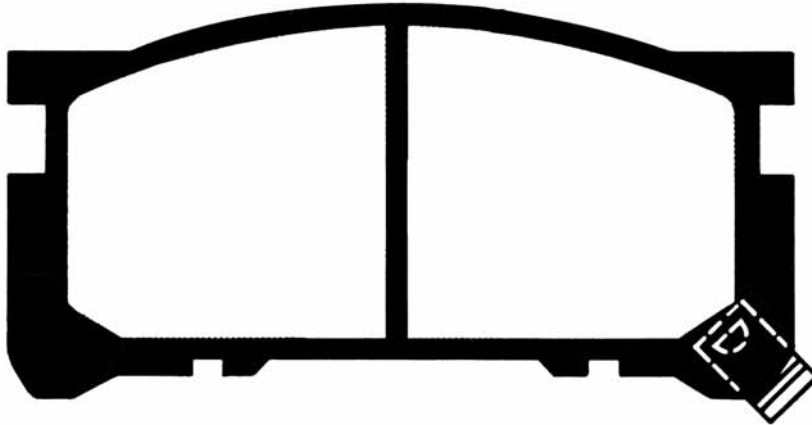


PA-796AF				WVA
SUBARU	L	H	Th	
	138	60	16	21915

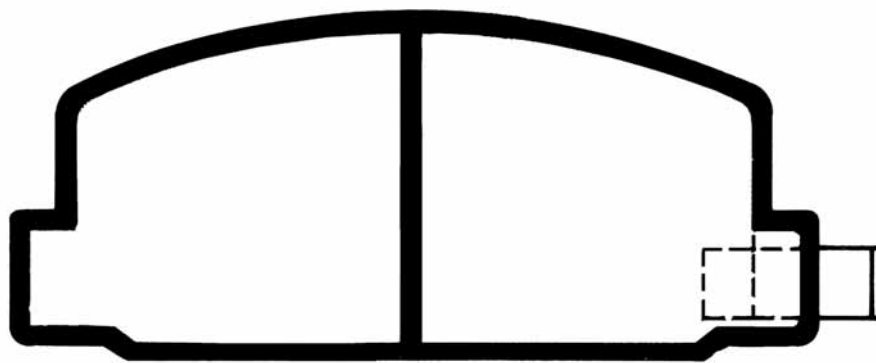
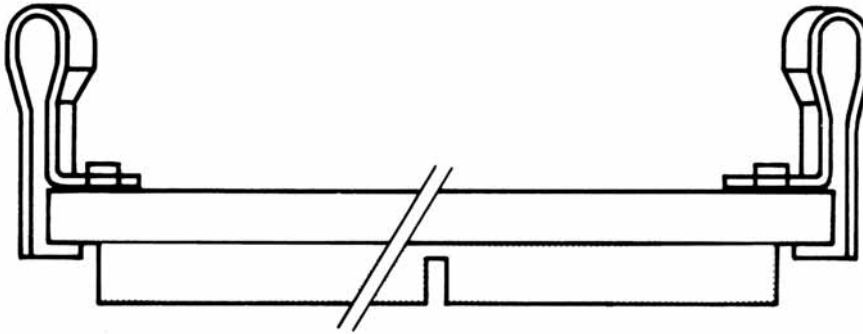


X4

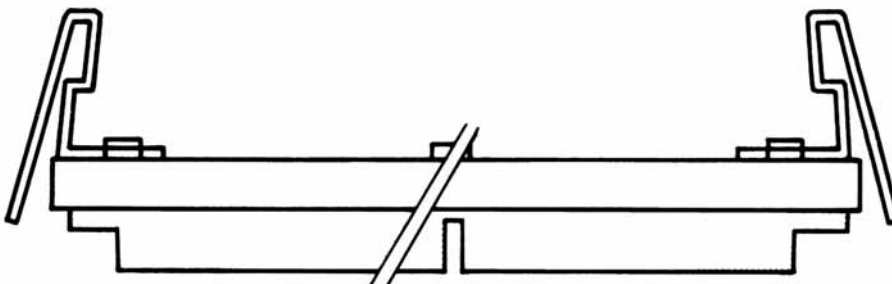
PA-797AF				WVA
	L	H	Th	
	108,7/106,6	46,2/53	14,6	




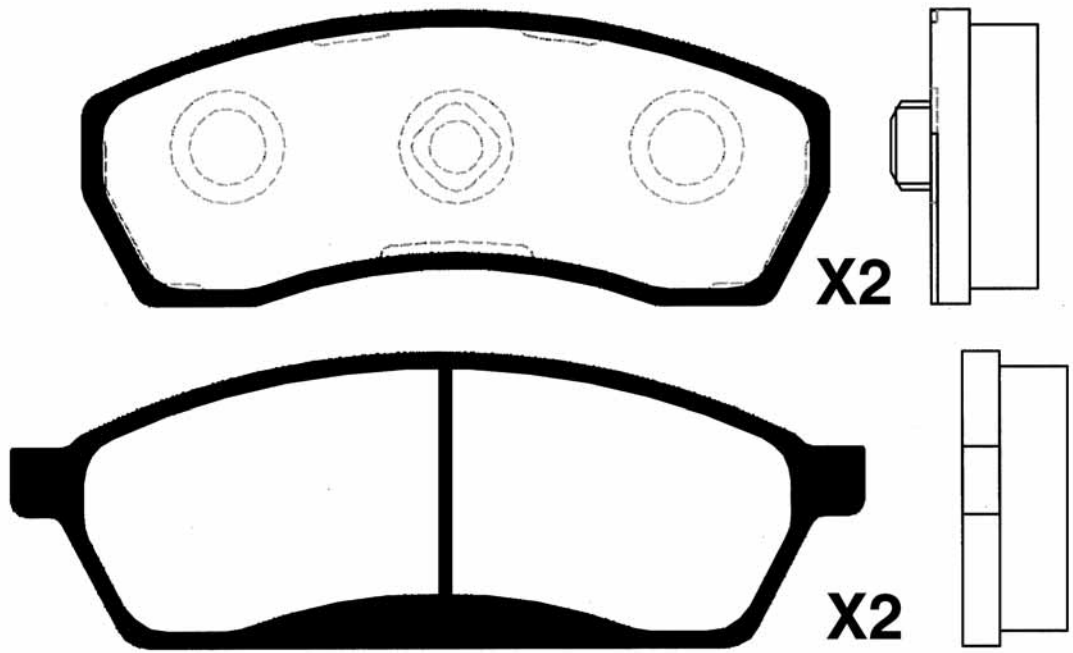
X1 LEFT
X1 RIGHT






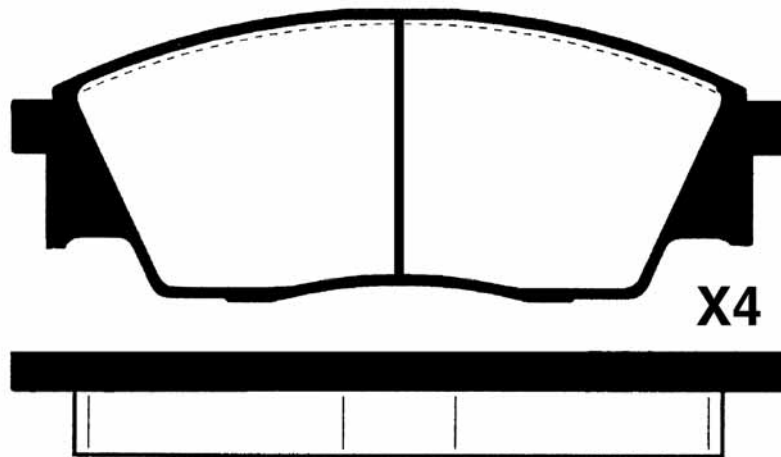
X1 LEFT
X1 RIGHT

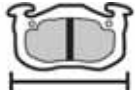




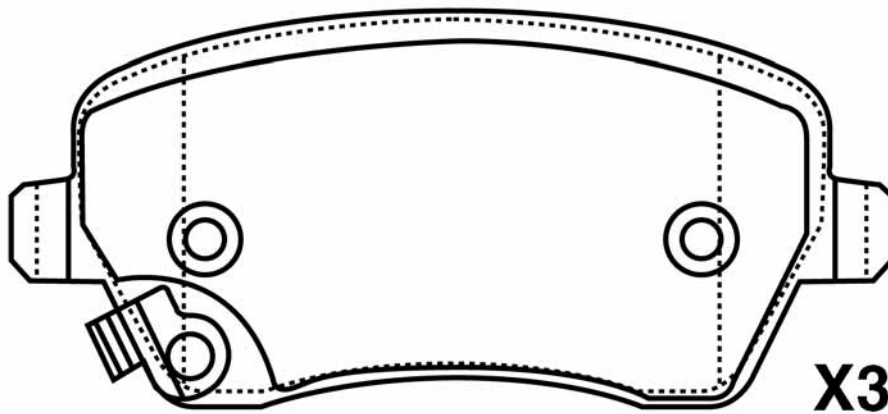
PA-798AF				WVA
	SUBARU	L	H	Th
	98/112	39,6/39	14	23379



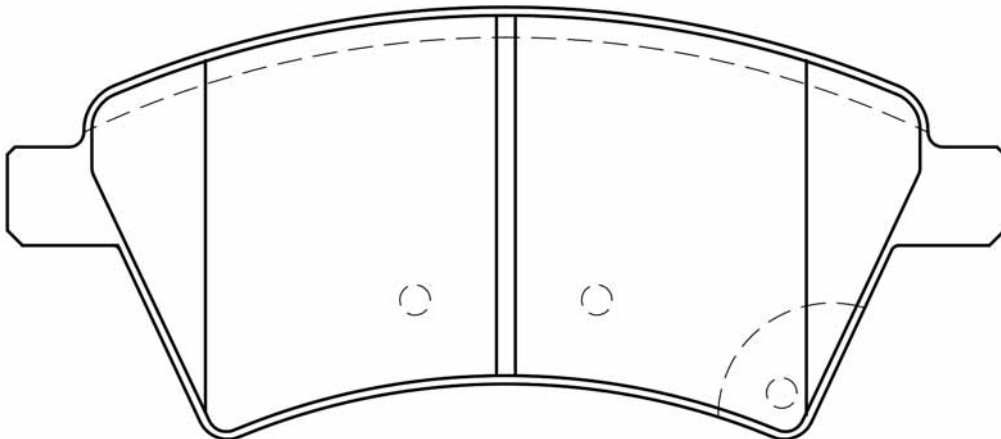
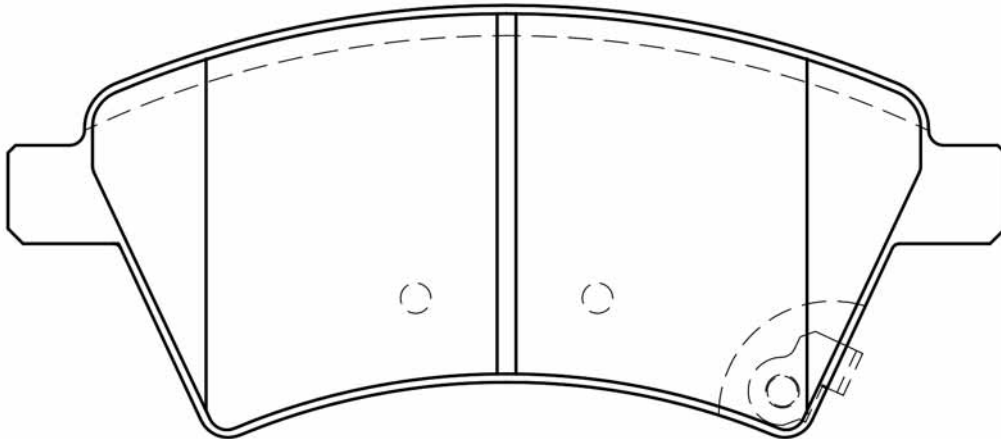
PA-799AF SUBARU				WVA
	L	H	Th	
	103	39	13,6	21542

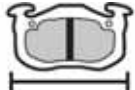




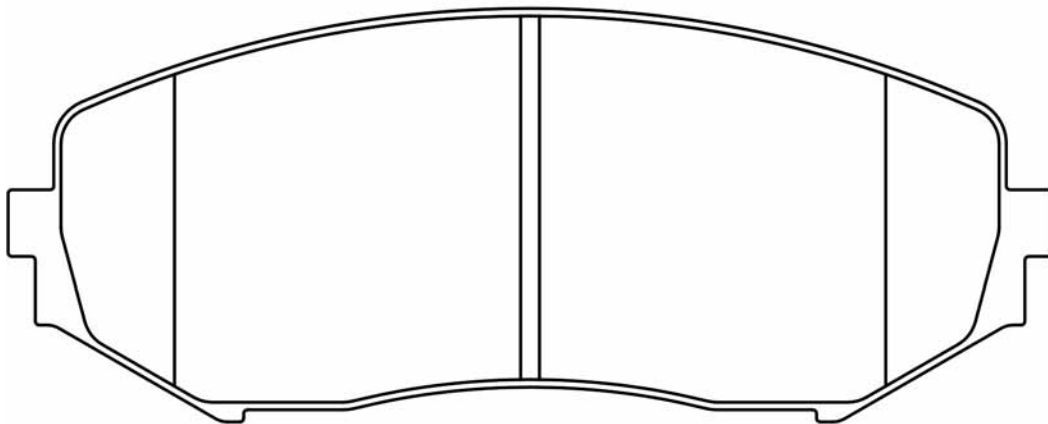
PA-800AF SUZUKI - NISSAN				WVA
	L	H	Th	
	116,3	52,5	16,8	24403






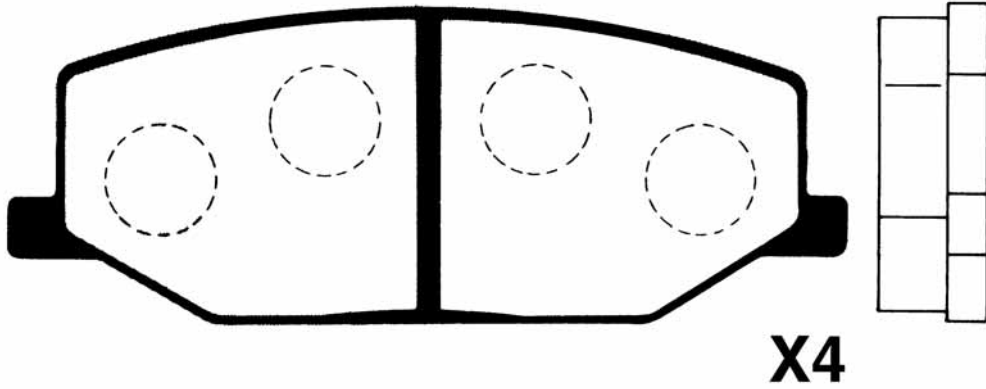
PA-801AF FIAT - SUZUKI				WVA 24391
	L	H	Th	
	131,2	57	16	

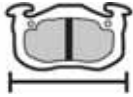




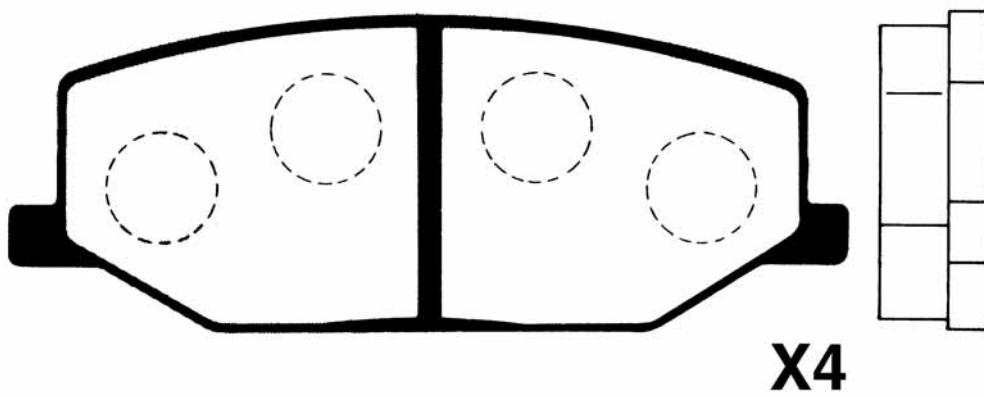
PA-802AF				WVA
SUZUKI	L	H	Th	
	138	54,5	16,2	24346






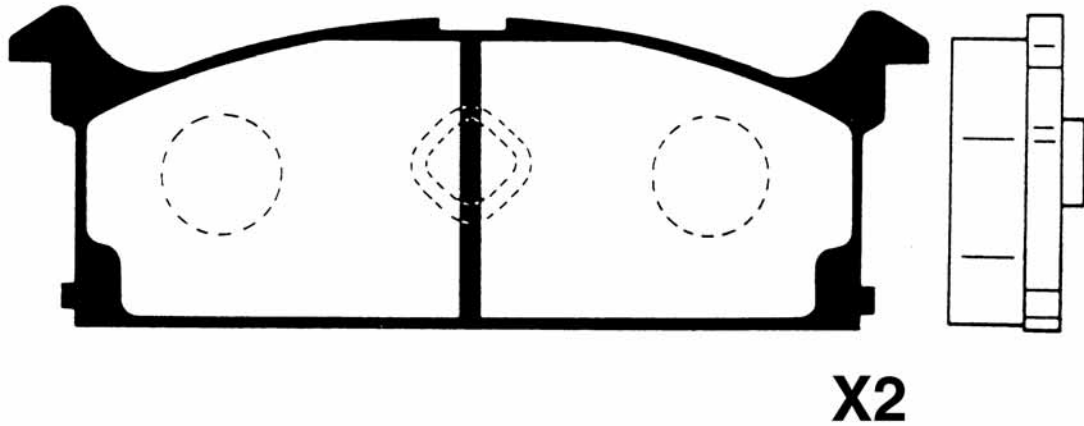
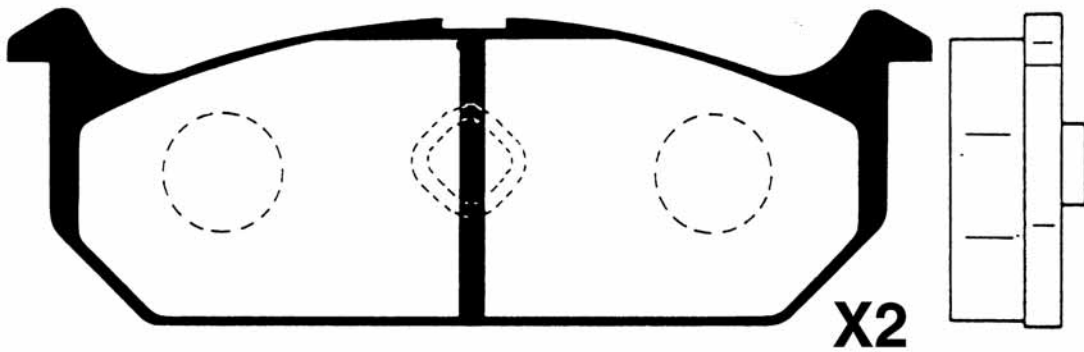
PA-803AF SUZUKI				WVA
	L	H	Th	
	110,4	41,5	14,8	21142





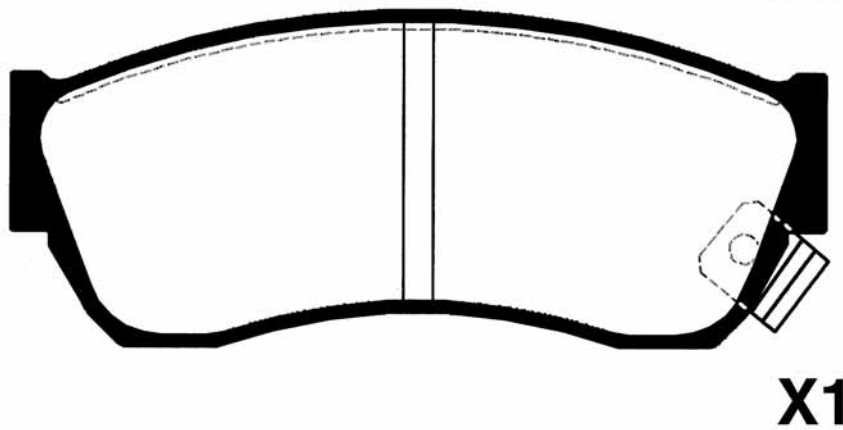
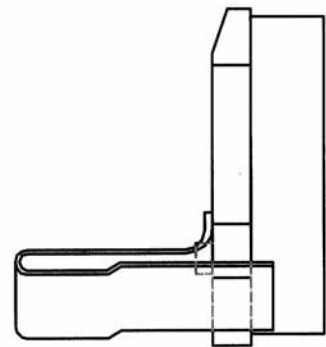
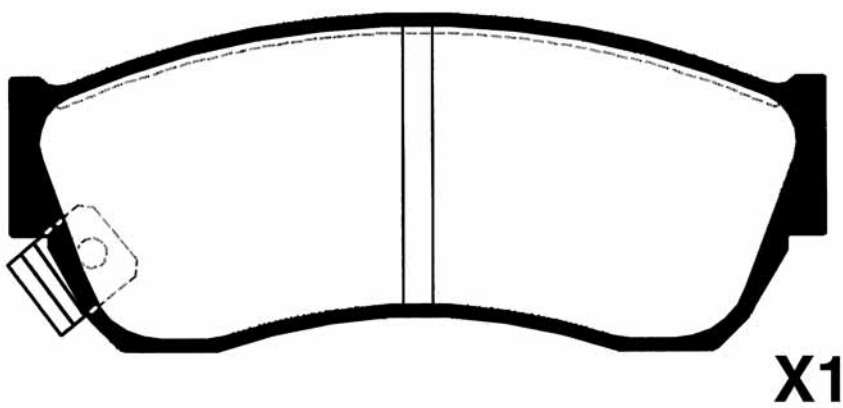
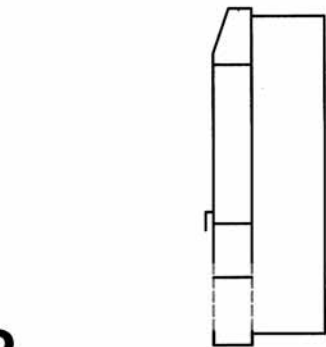
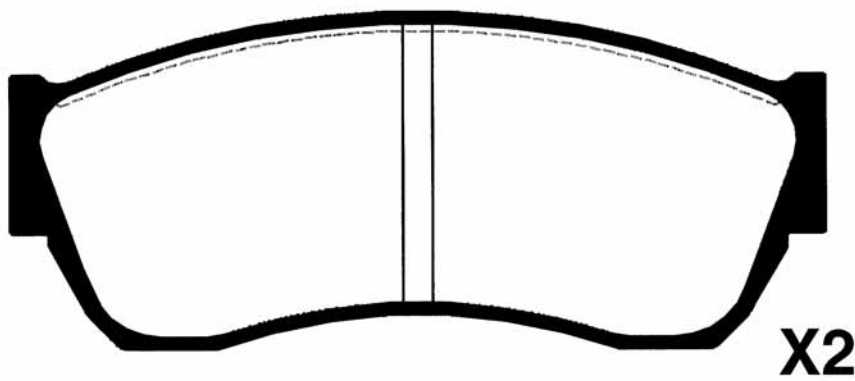
PA-803P							WVA
	SUZUKI	L	H	Th			
	110,4	41,5	14,8				




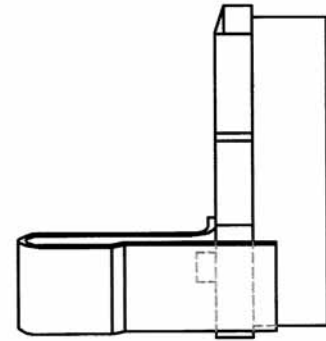
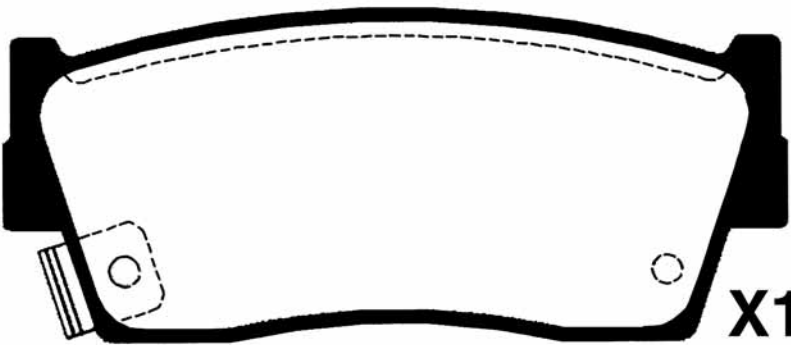
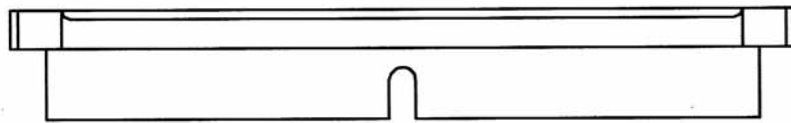
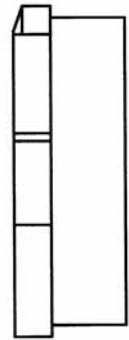
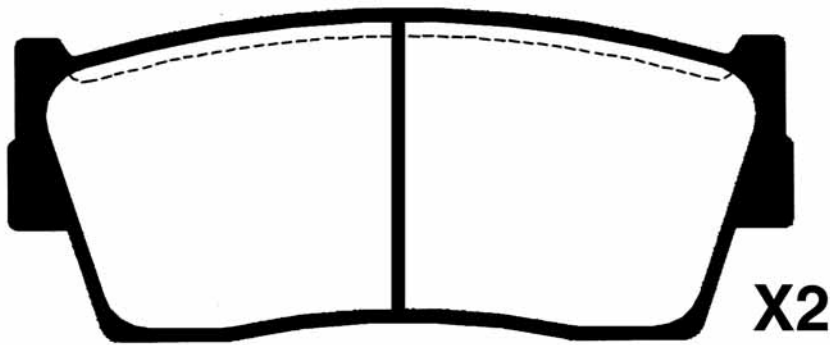
PA-804AF SUZUKI				WVA
	L	H	Th	
	123	42	14,8	21252



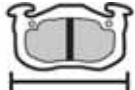


PA-805AF SUBARU - SUZUKI - TATA (TELCO)				WVA 21334
	L 107,5	H 45	Th 14,7	

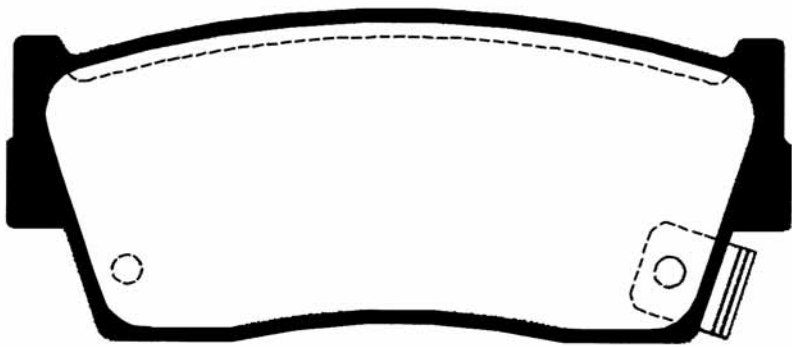
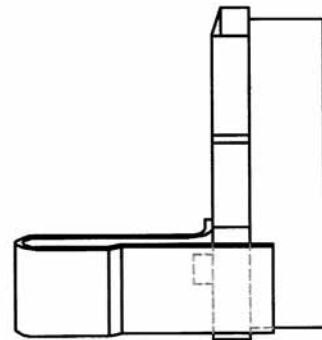
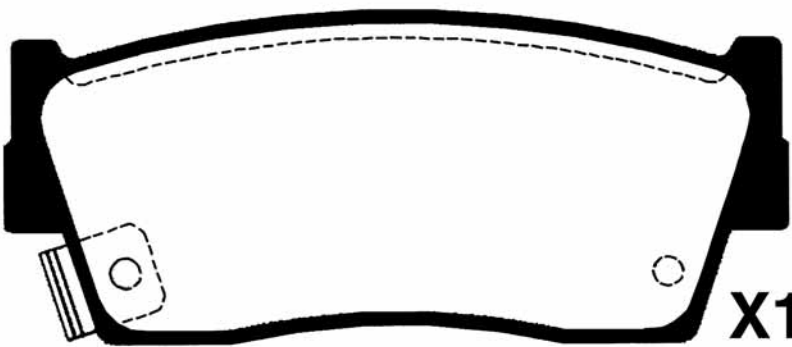
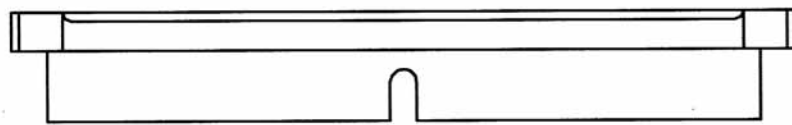
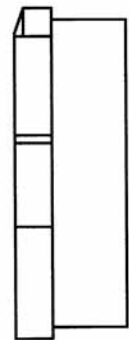
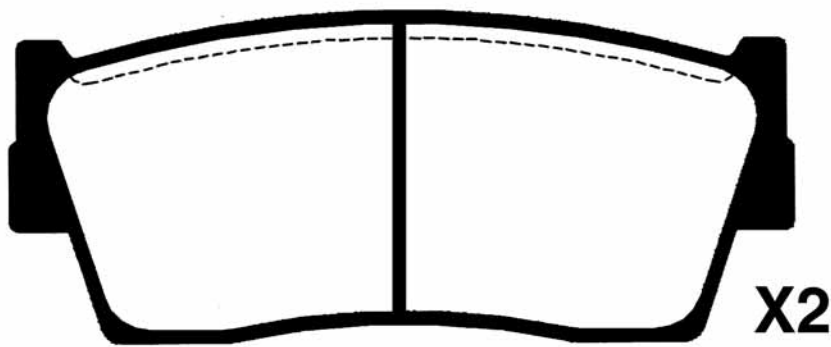


PA-806AF SUZUKI				WVA
	L 103,7	H 43,7	Th 14,5	21502






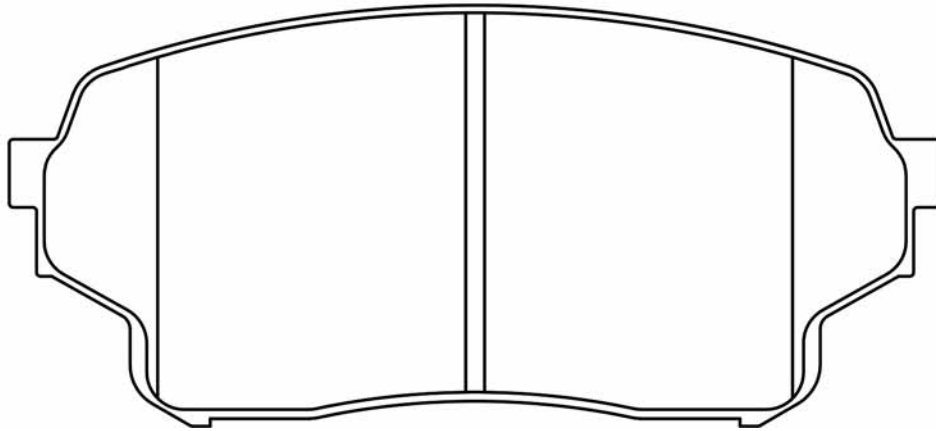
X1




PA-806P				WVA
	SUZUKI	L 103,7	H 43,7	

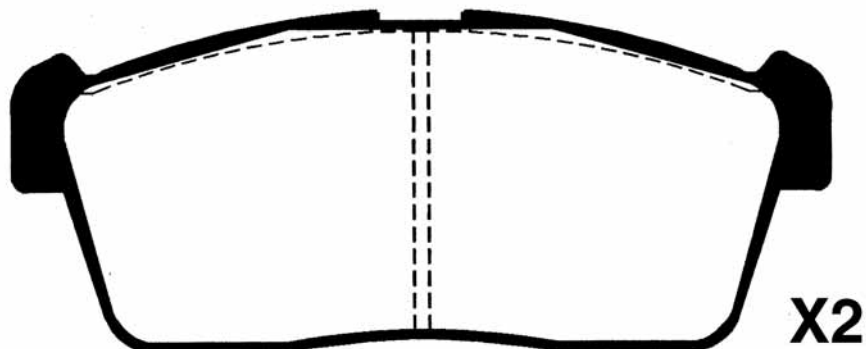
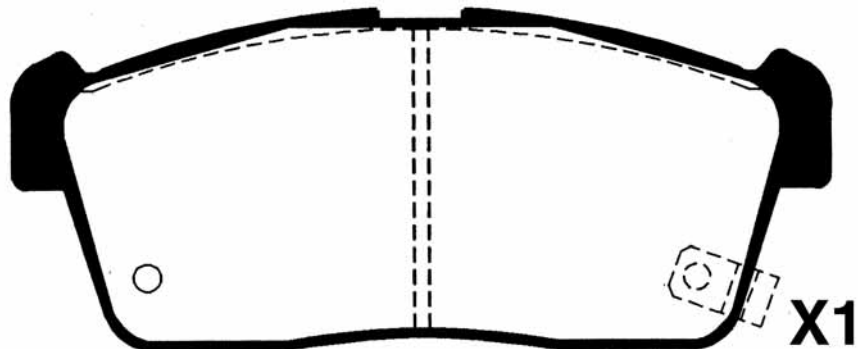
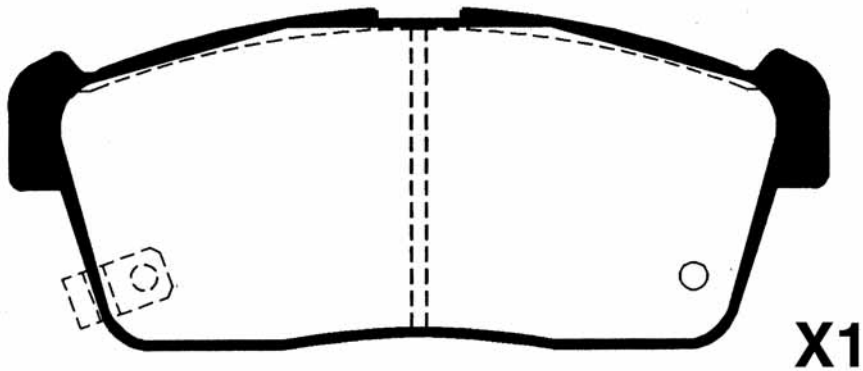


X1

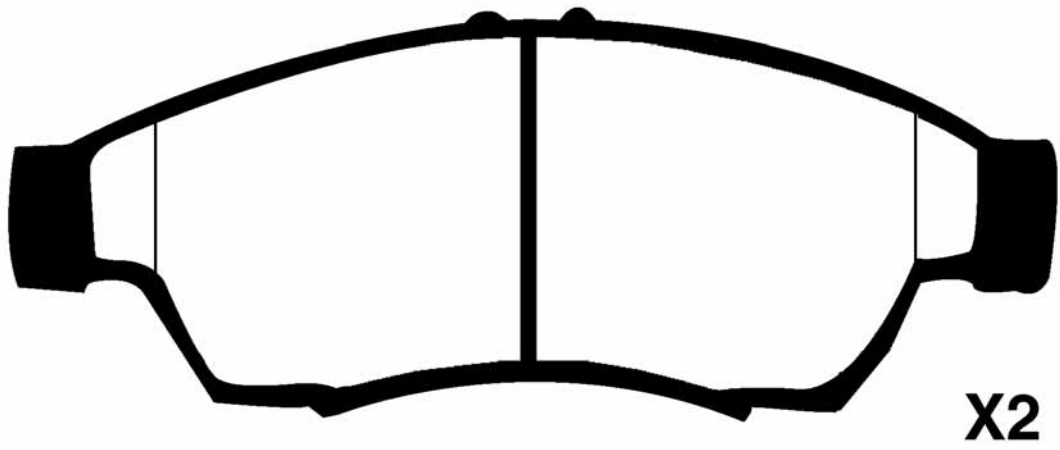
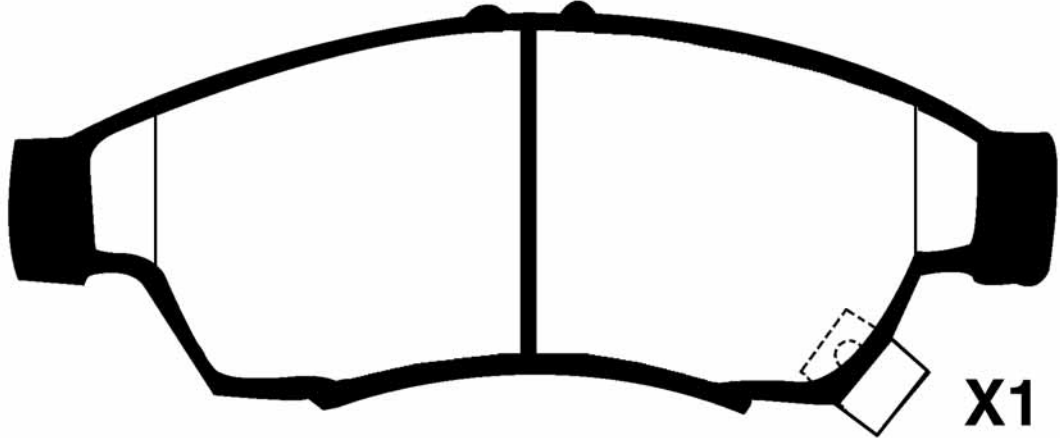
PA-807AF SUZUKI				WVA
	L	H	Th	
	123	56	15	24301

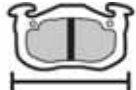




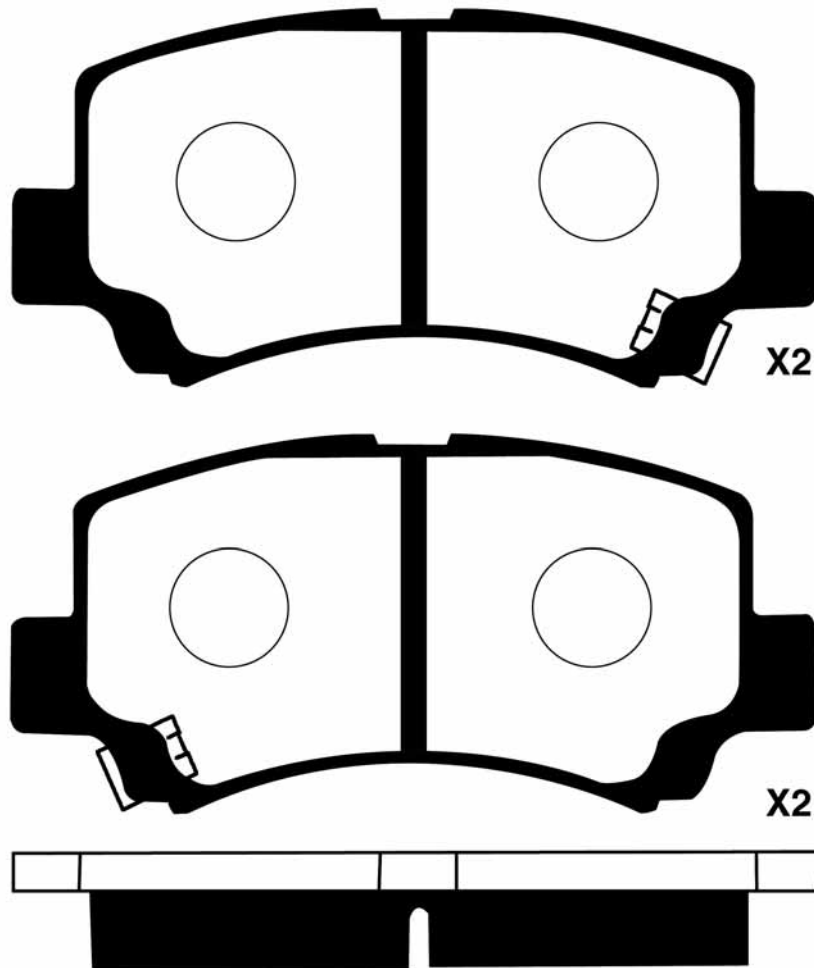
PA-809AF NISSAN - DAIHATSU - SUBARU - SUZUKI				WVA 23509
	L	H	Th	
	108,6	45,6	14,4	



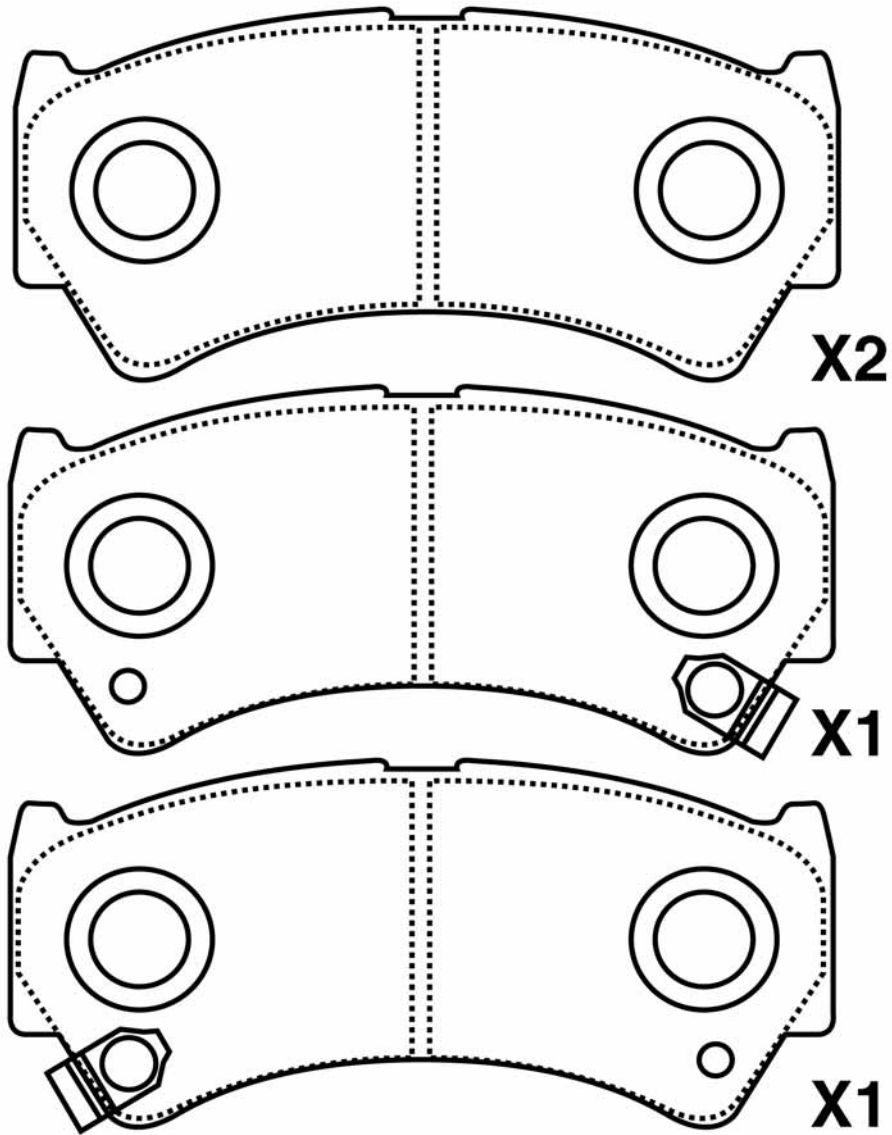
PA-810AF SUZUKI				WVA
	L	H	Th	
	136,5	53,7	15,7	23817

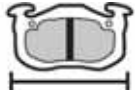




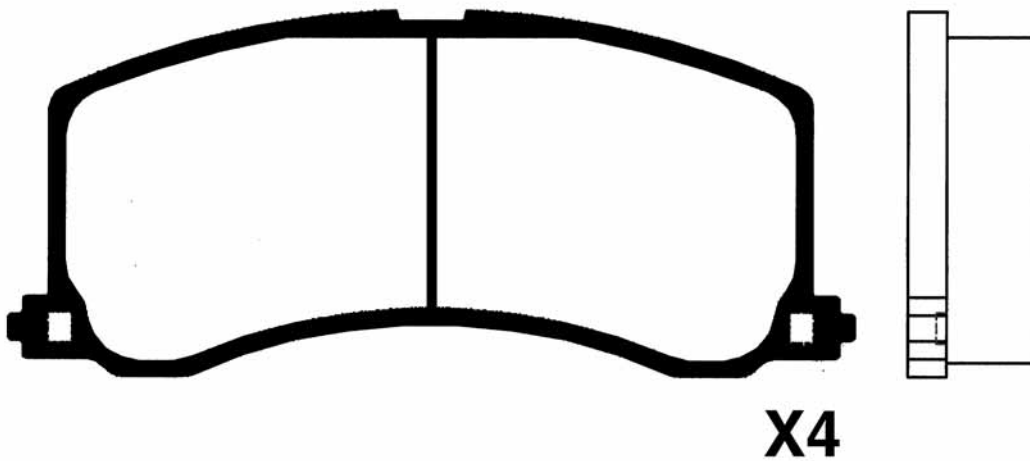
PA-813AF SUZUKI - DR				WVA
	L	H	Th	
	106,4	49,8	14,8	23662



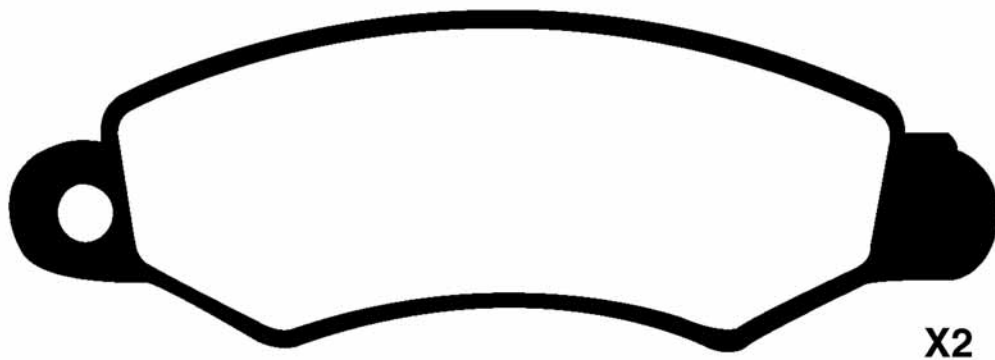
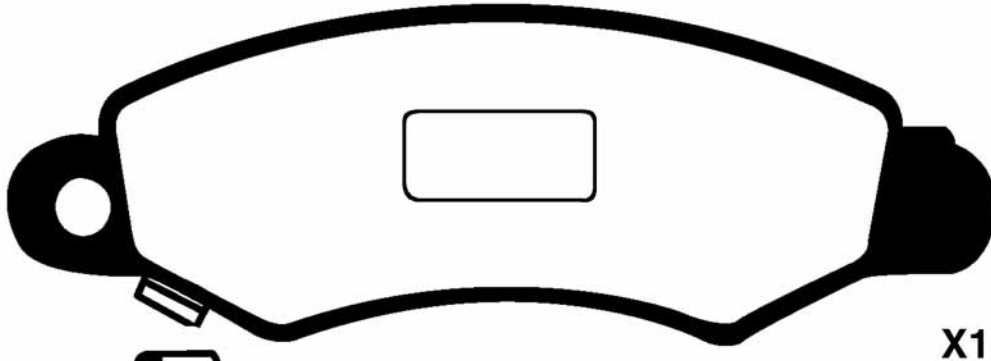
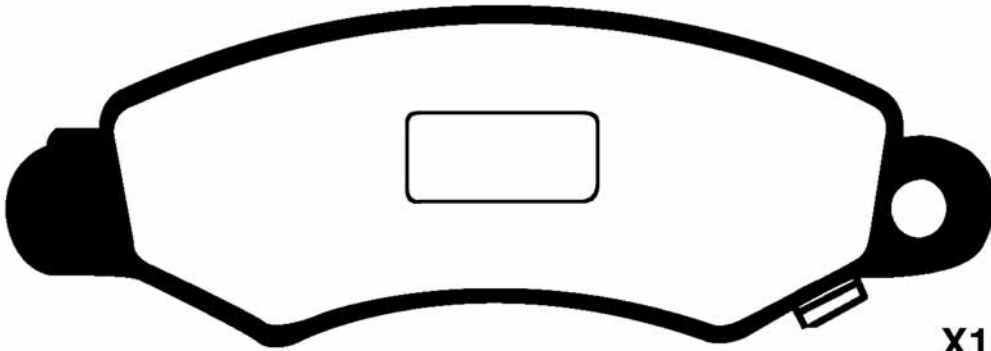
PA-815AF SUZUKI				WVA
	L 108,7	H 50	Th 14,7	23795




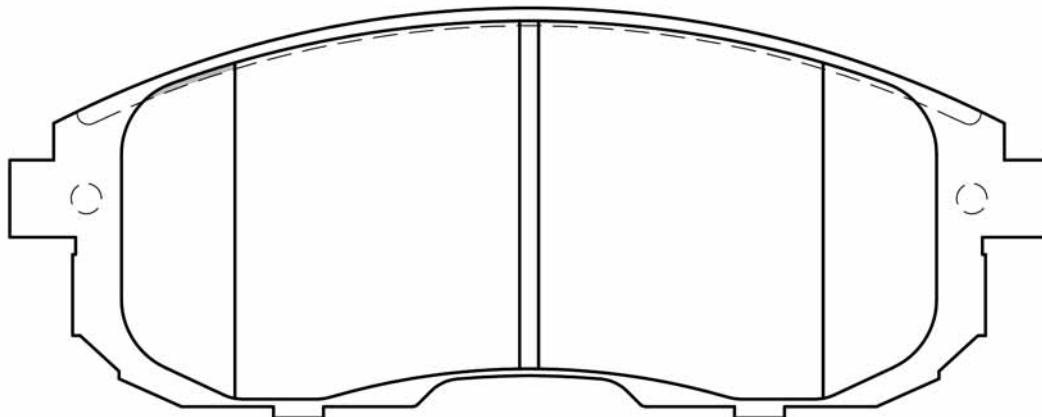
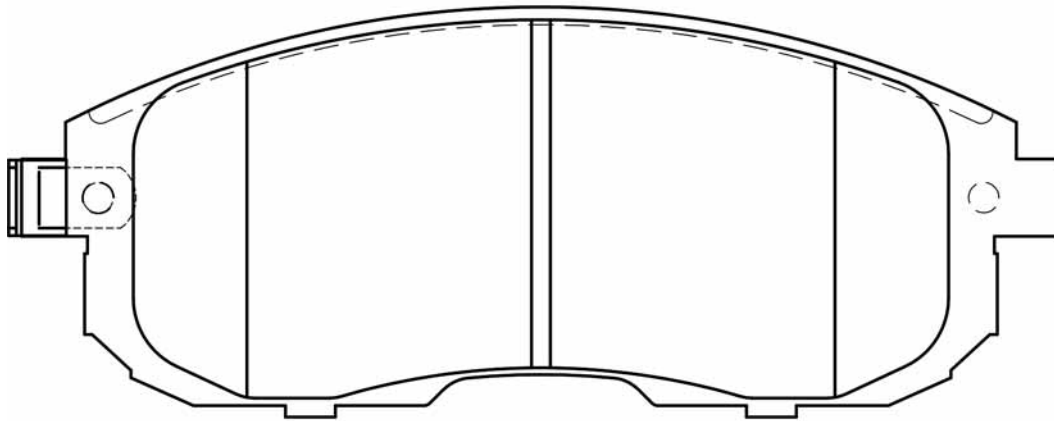
PA-816AF				WVA
	SUZUKI	L	H	
	111,5	48,5	14,7	23400






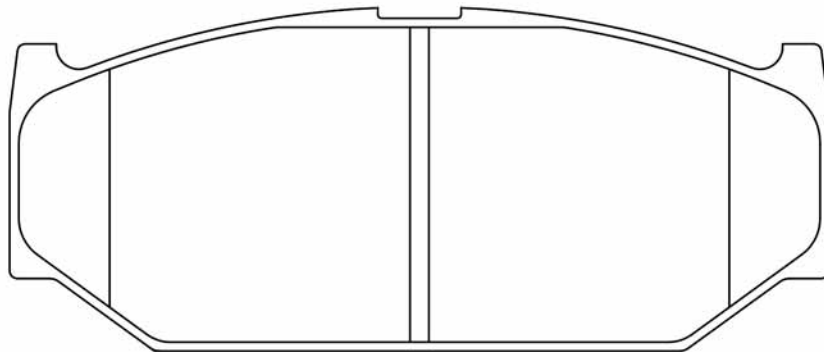
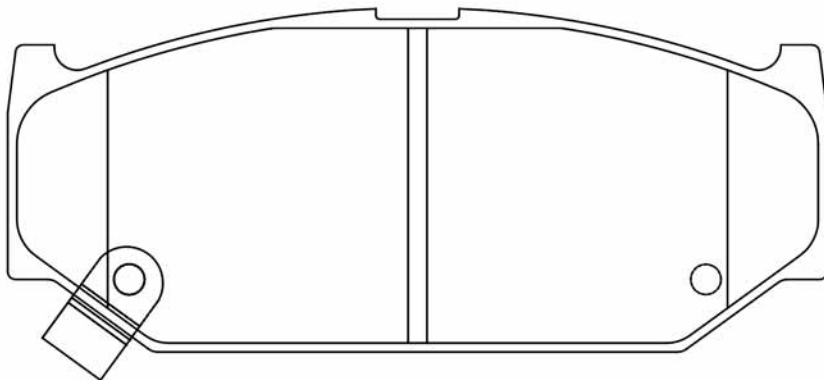
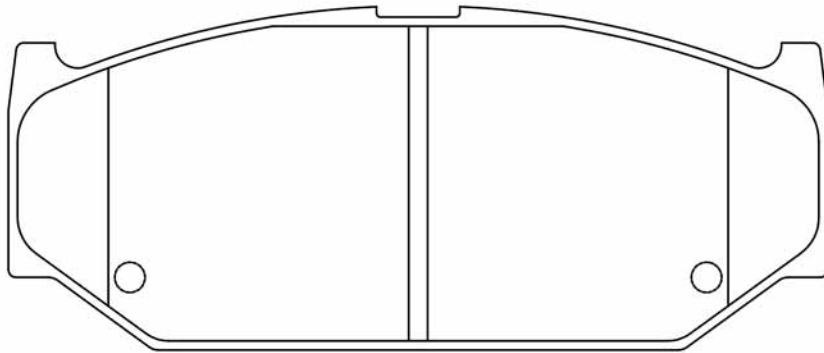
PA-818AF SUZUKI				WVA 23296
	L 131,2	H 45	Th 14	






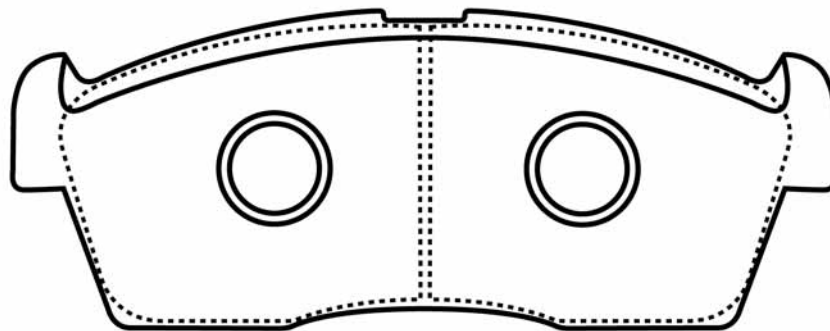
PA-819AF				WVA
	FIAT - INFINITI - SUZUKI	L	H	Th
	137	54	16	24280






PA-820AF SUZUKI				WVA
	L 108	H 46,5	Th 15	

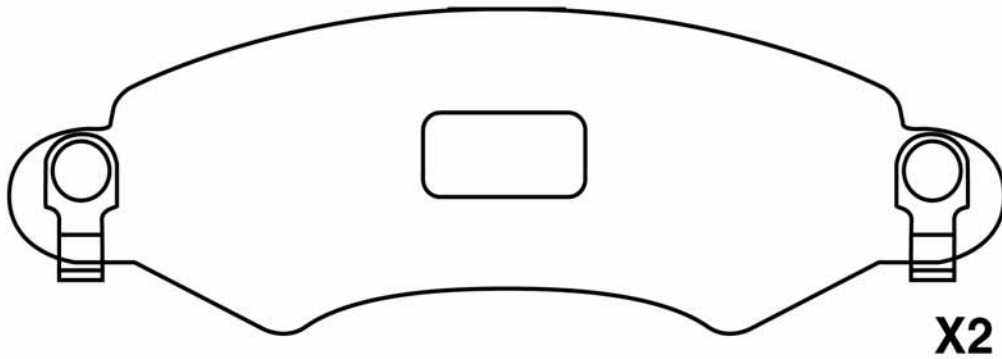
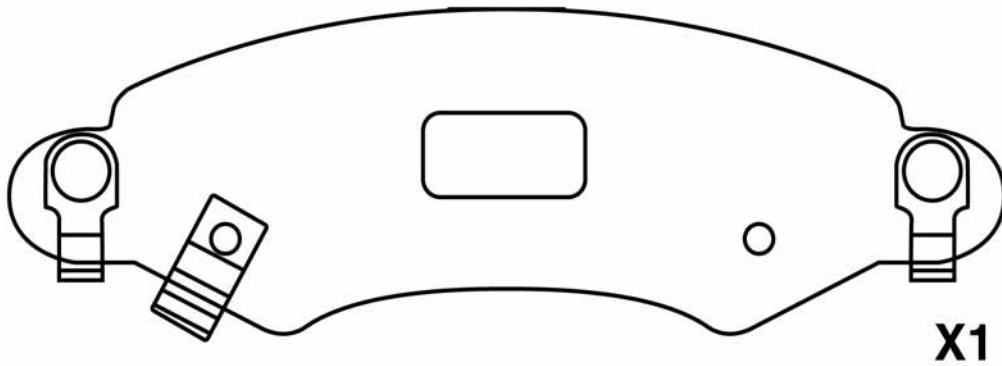
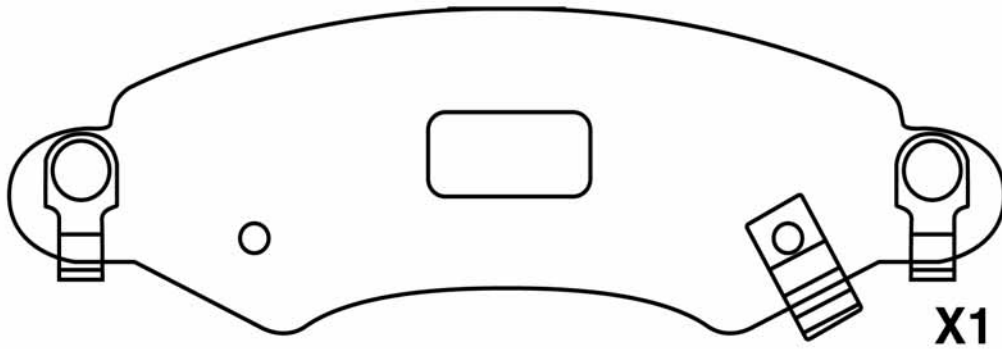


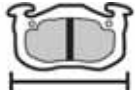

PA-825AF				WVA
SUZUKI	L	H	Th	
	108,7	42	14,7	

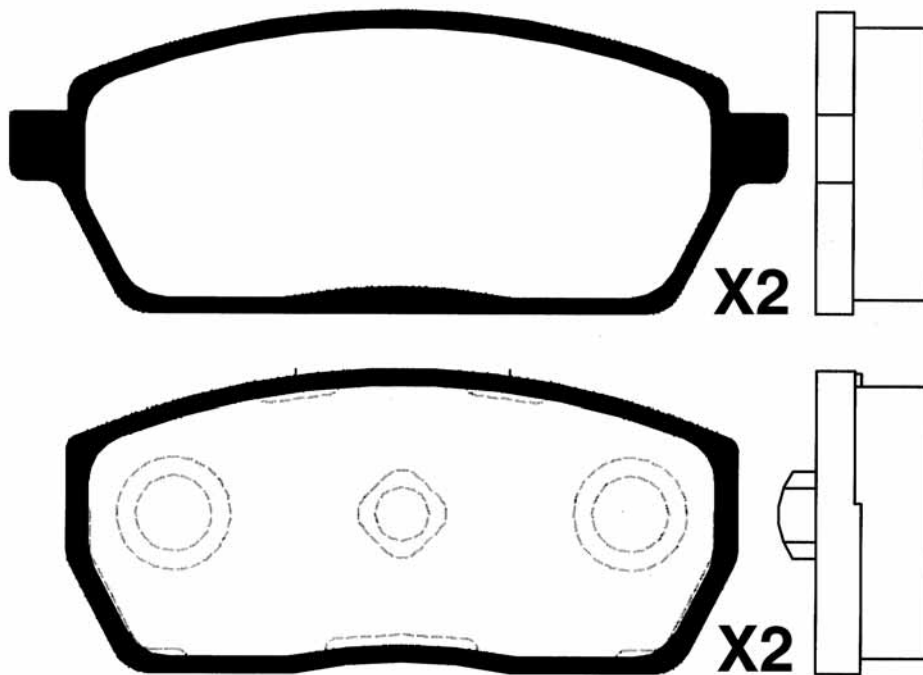





X4

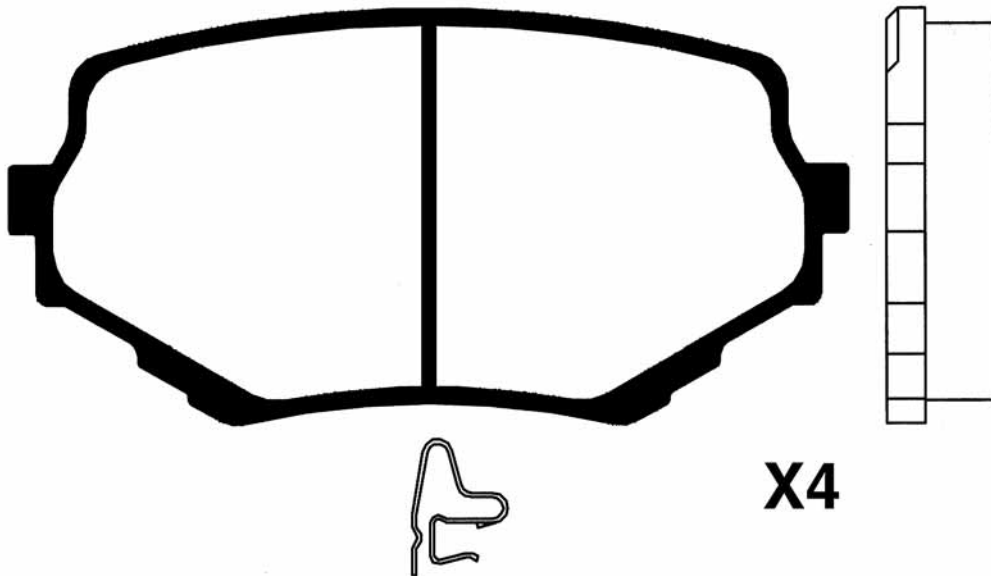
PA-885AF SUBARU - SUZUKI				WVA
	L	H	Th	23253
	131	44,5	14,7	

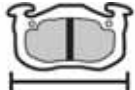




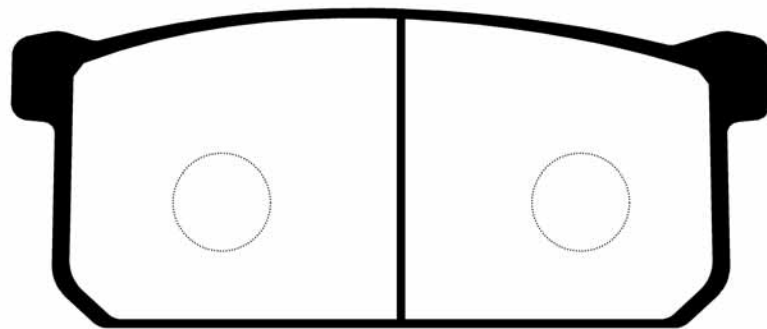
PA-886AF					WVA
	SUZUKI	L	H	Th	
	102/88,3	40	14,4/15		






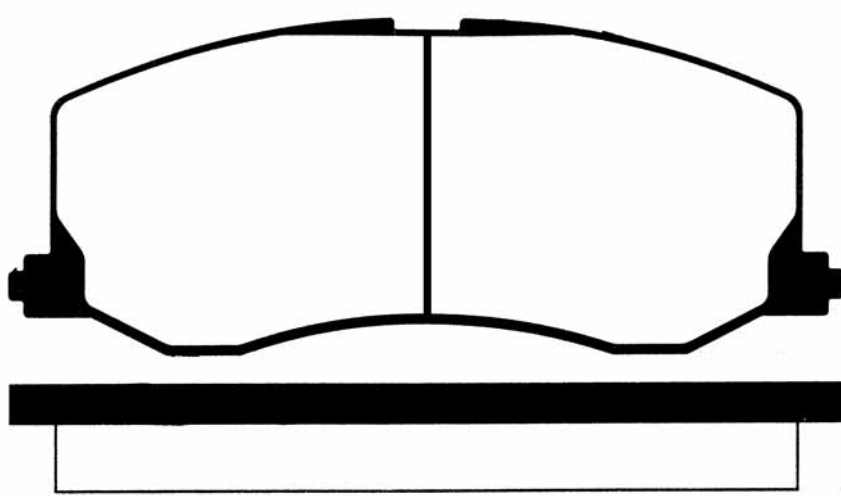
PA-893AF SUZUKI				WVA
	L	H	Th	
	110,2	55,5	14	





PA-894AF				WVA
	L	H	Th	
	99,9	44,6	14,6	

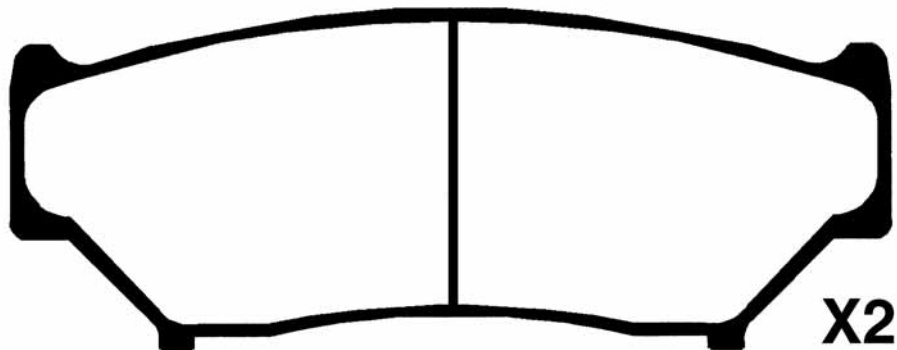
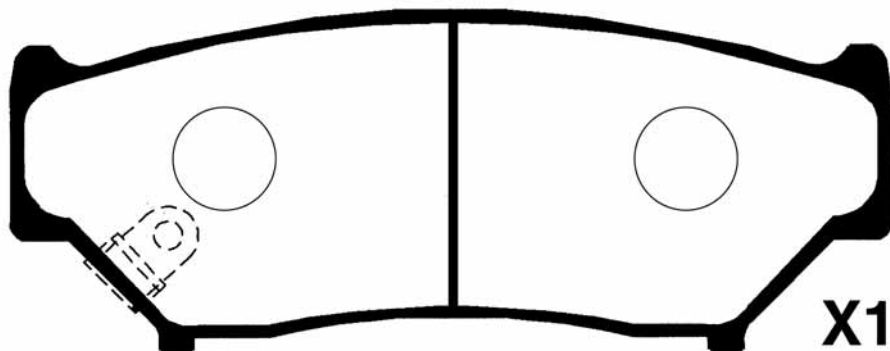
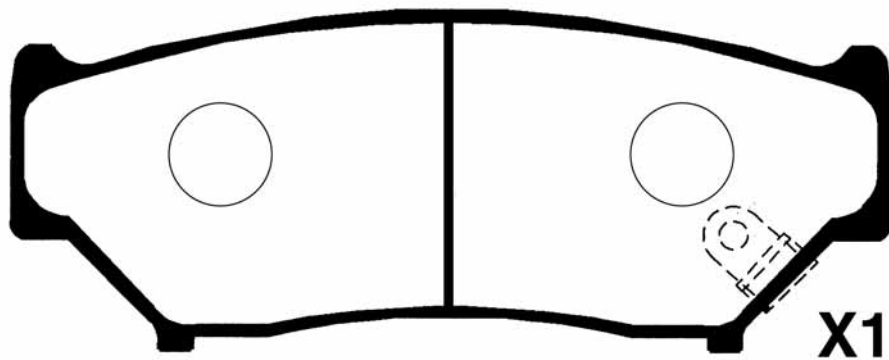


PA-896AF SUZUKI				WVA
	L	H	Th	
	109,6	44,2	13,4	

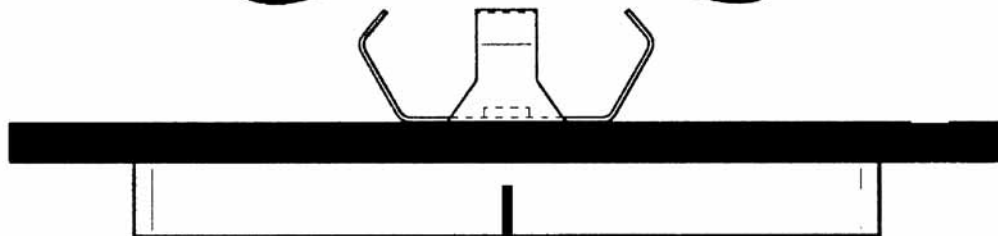
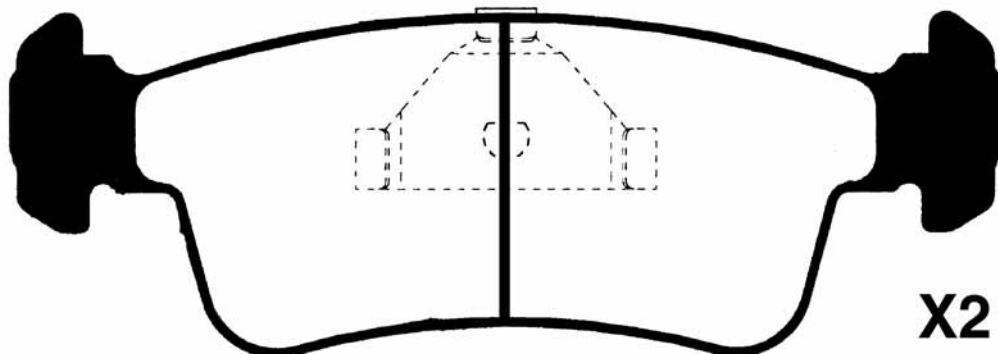
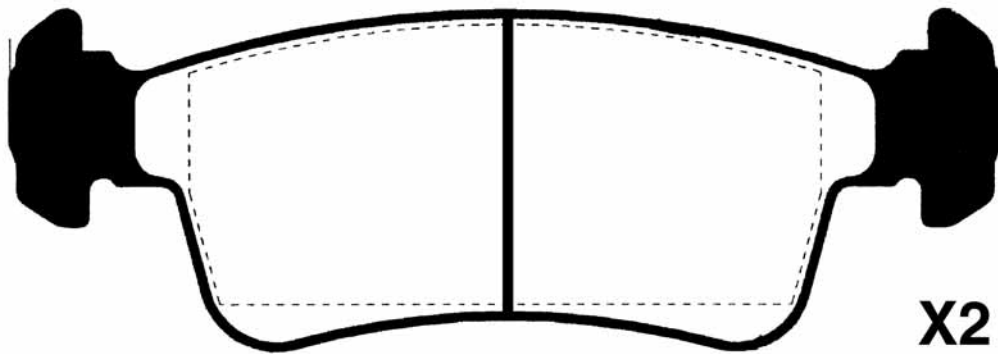


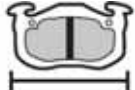


X4

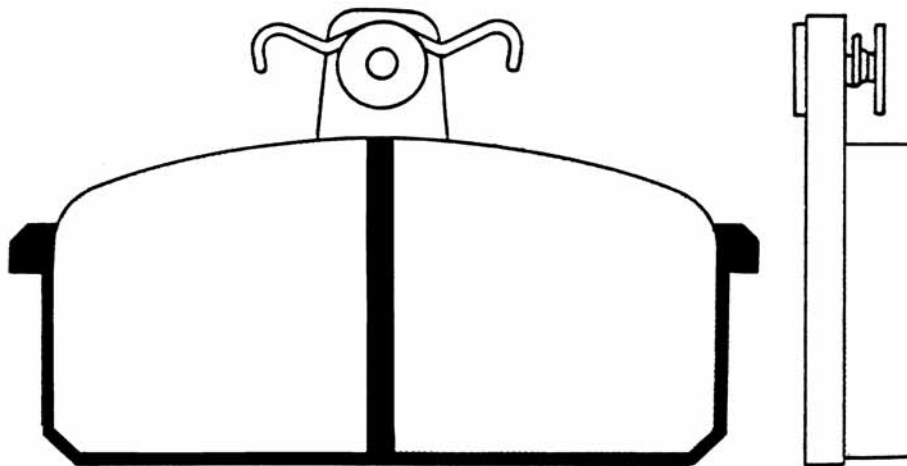
PA-897AF				WVA
	SUZUKI	L	H	
	116,5	45,5	15	21907



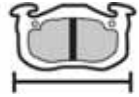

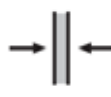
PA-898AF SUZUKI				WVA
	L 131,5	H 45,3	Th 14,8	21337

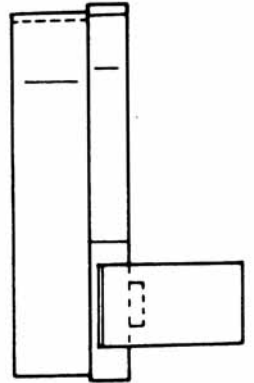
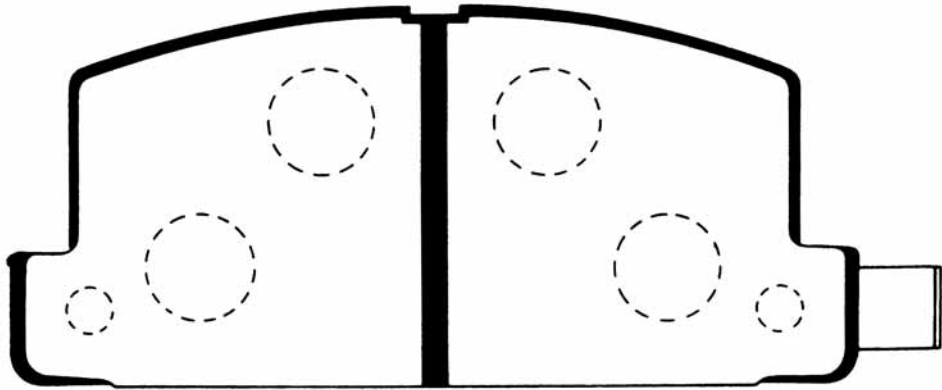


PA-899AF							WVA
	SUZUKI	L	H	Th			
	99	61,4	15,3				

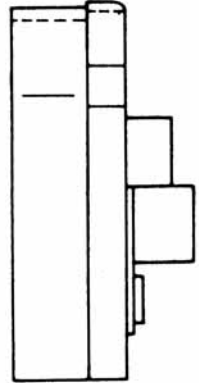
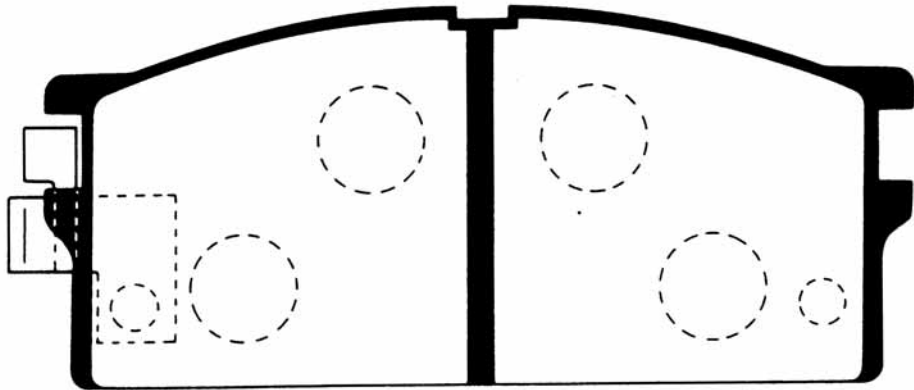


X4

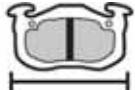


PA-900AF ISUZU				WVA 21255
	L 110,6/115,7	H 49,7	Th 15	

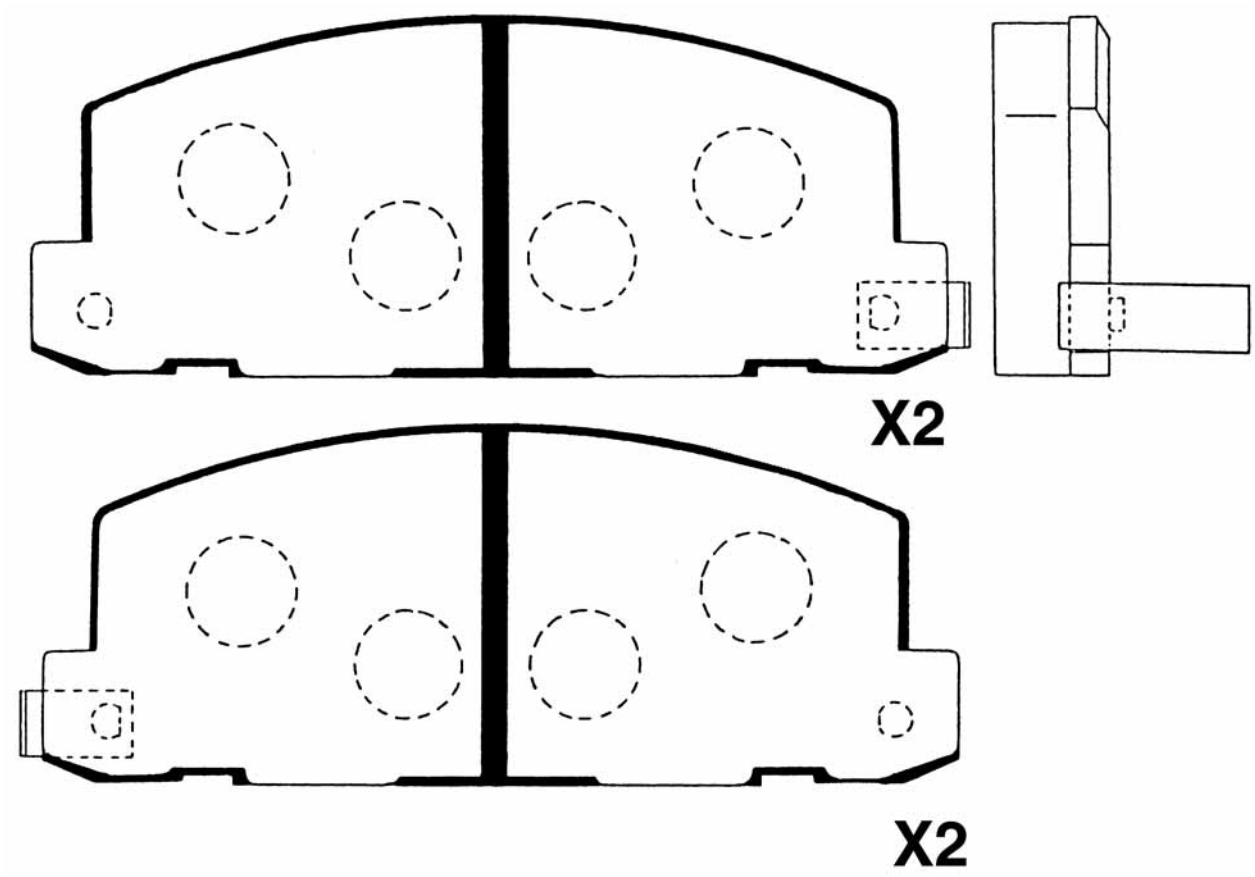





X1 LEFT
X1 RIGHT

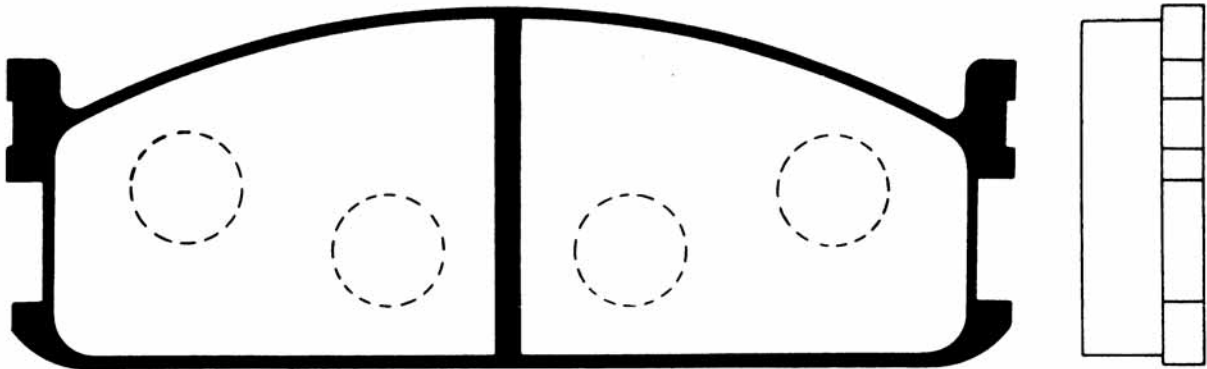


X1 LEFT
X1 RIGHT

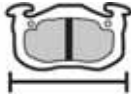


PA-901AF SSANGYONG - ISUZU				WVA
	L	H	Th	
	120,6	48,1	15,8	20881

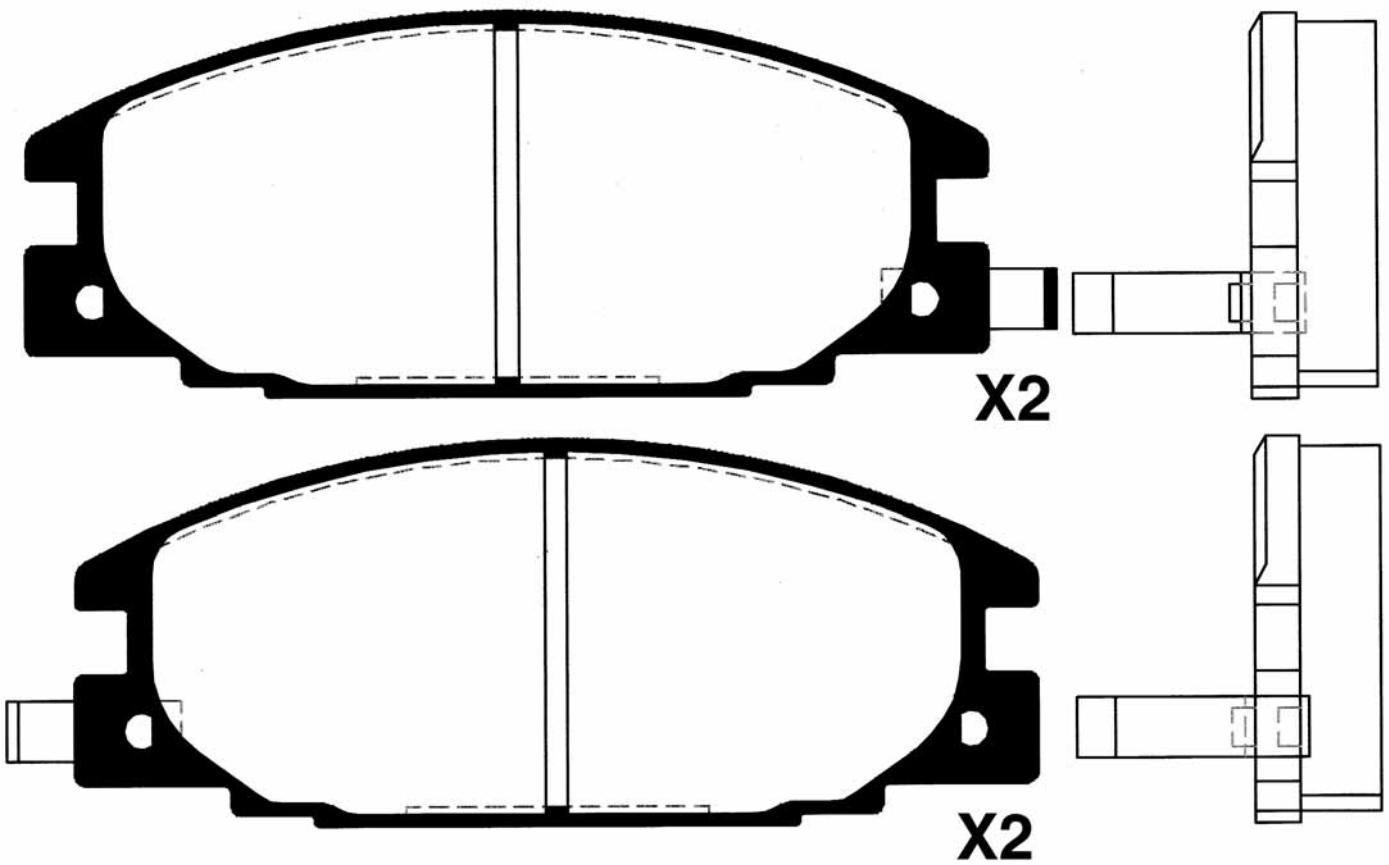



PA-902AF BEDFORD - ISUZU				WVA
	L	H	Th	
	133,4	47,5	15	21115

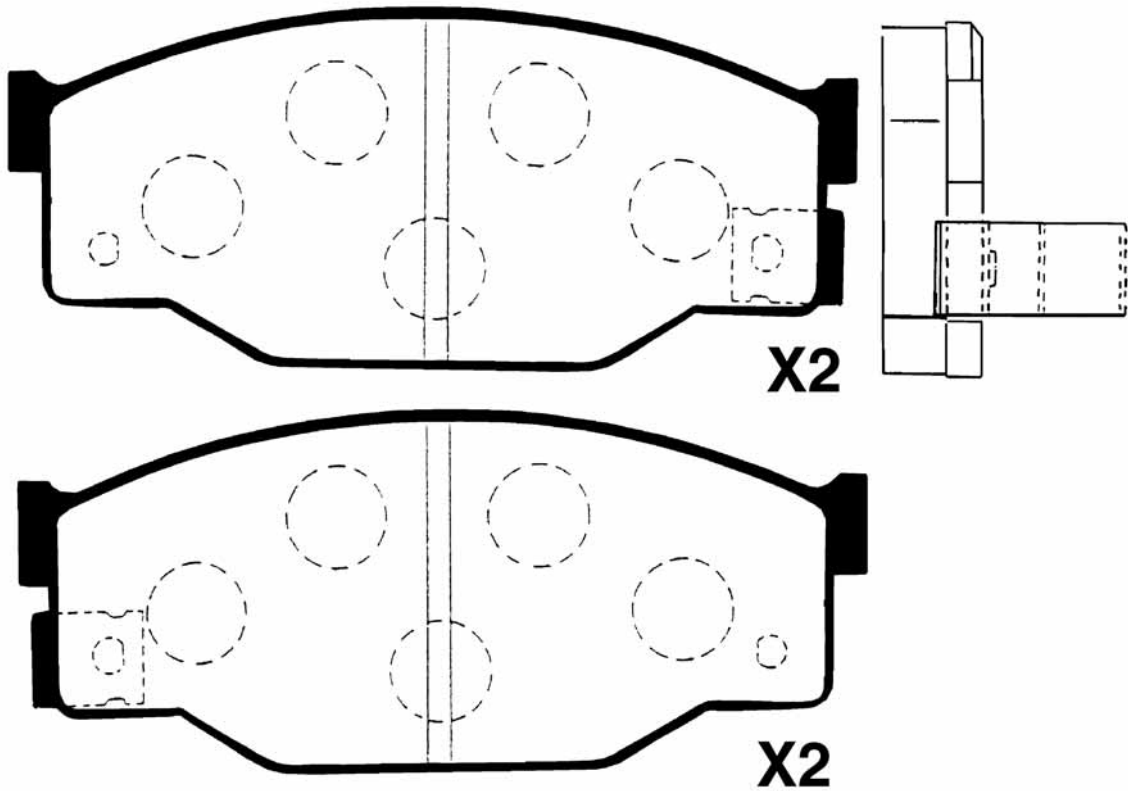




X4

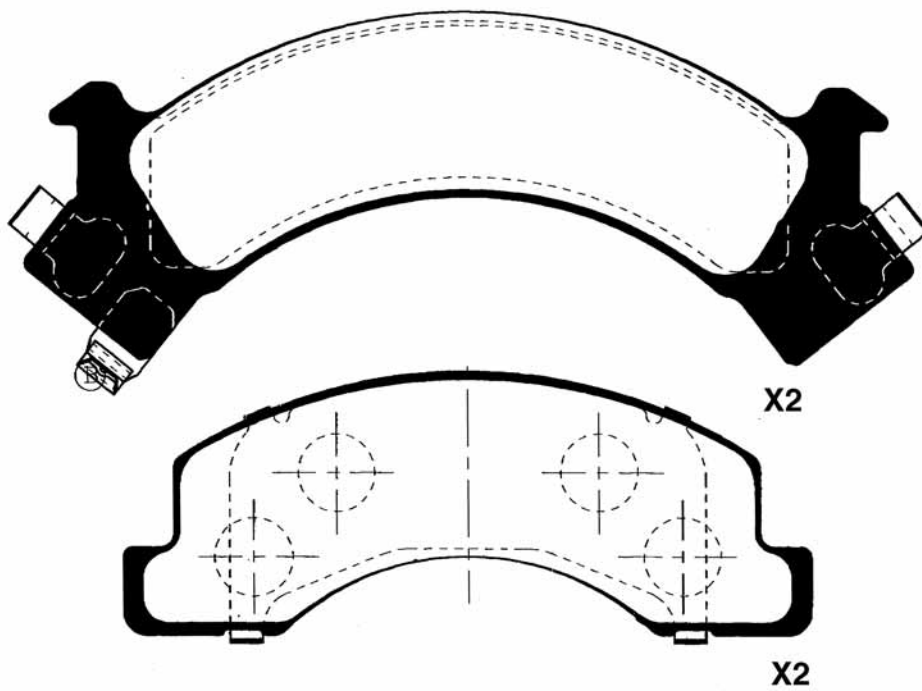
PA-904AF							WVA
	OPEL - ISUZU	L	H	Th			
	127	51,4	15,4			21467	



PA-905AF				WVA
	LOTUS	L	H	
	111,5	46,2	12,2	

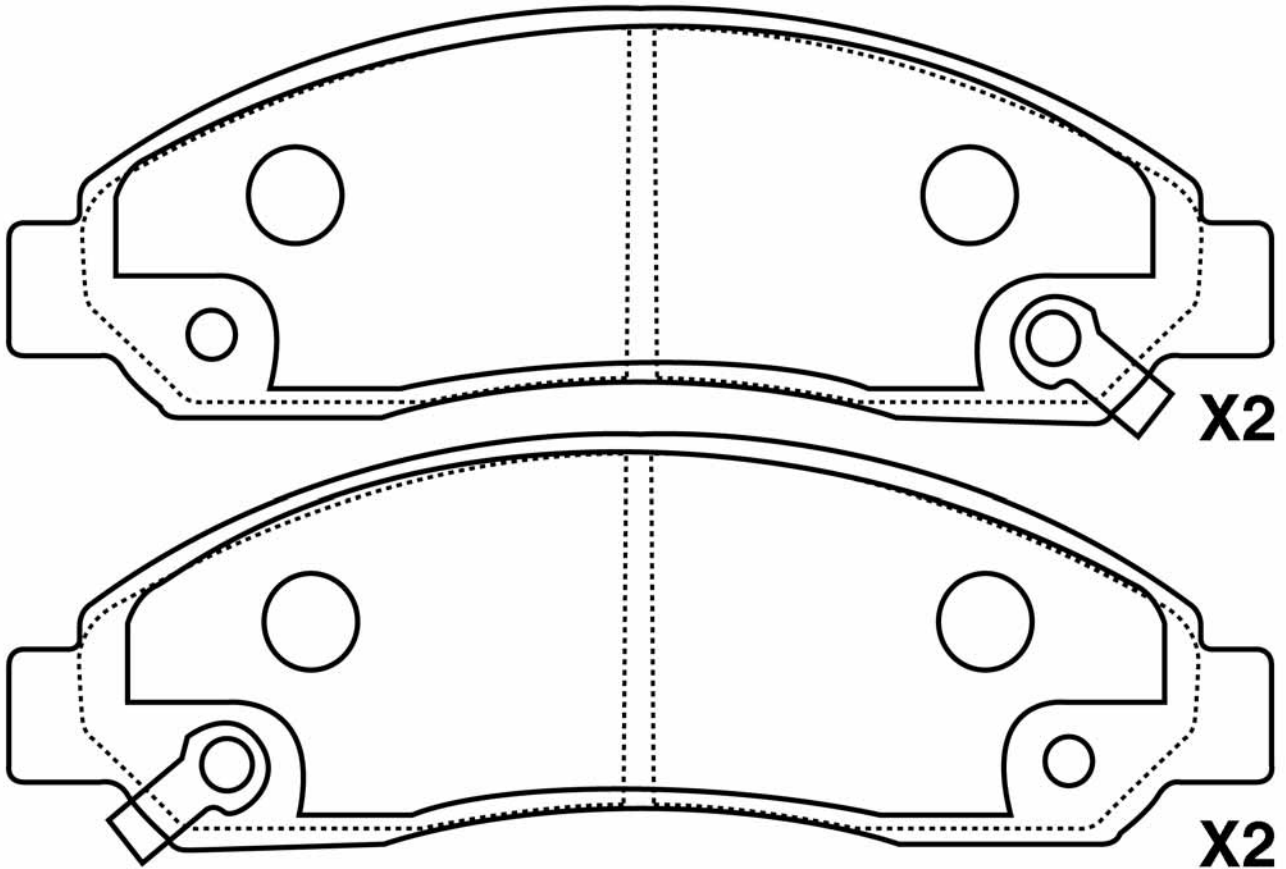


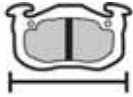


PA-907AF				WVA
	ISUZU	L	H	
	183,2/238,2	69,8/93,4	21,7	

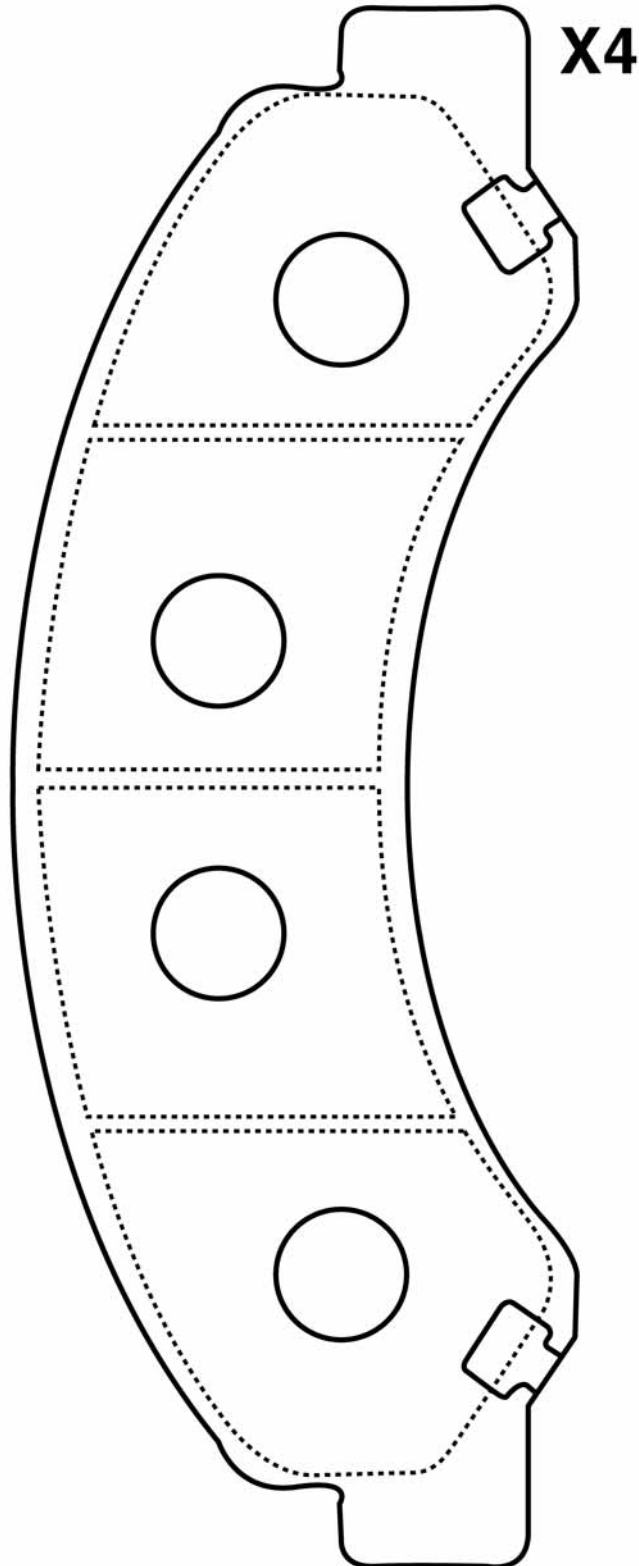





in scala 1:2

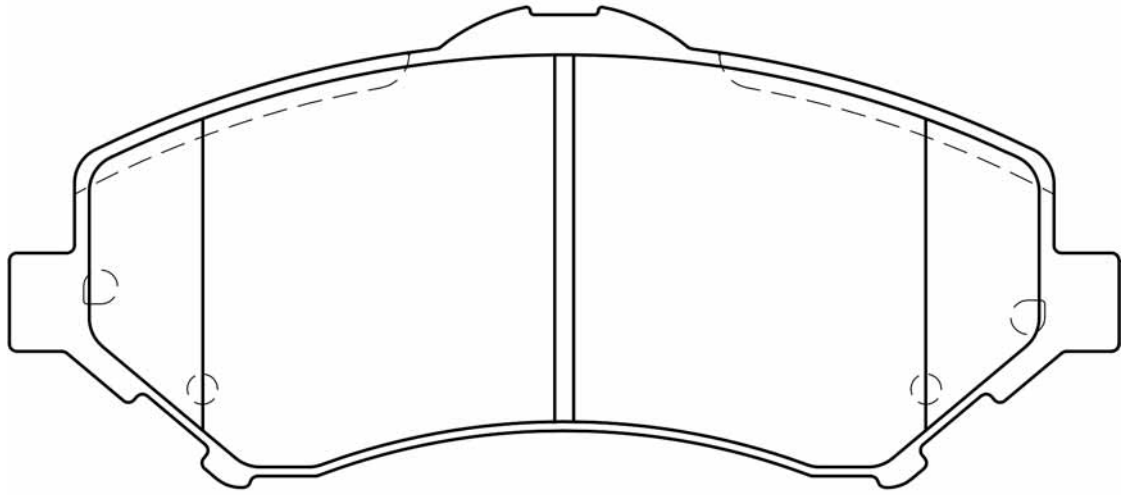
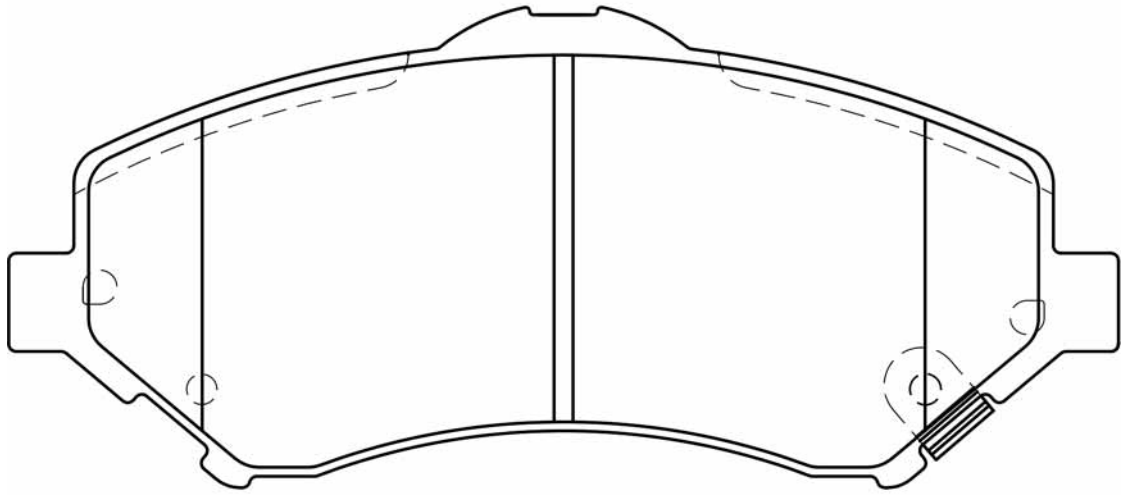
PA-908AF ISUZU				WVA
	L 167,5	H 54,5	Th 16,9	24370





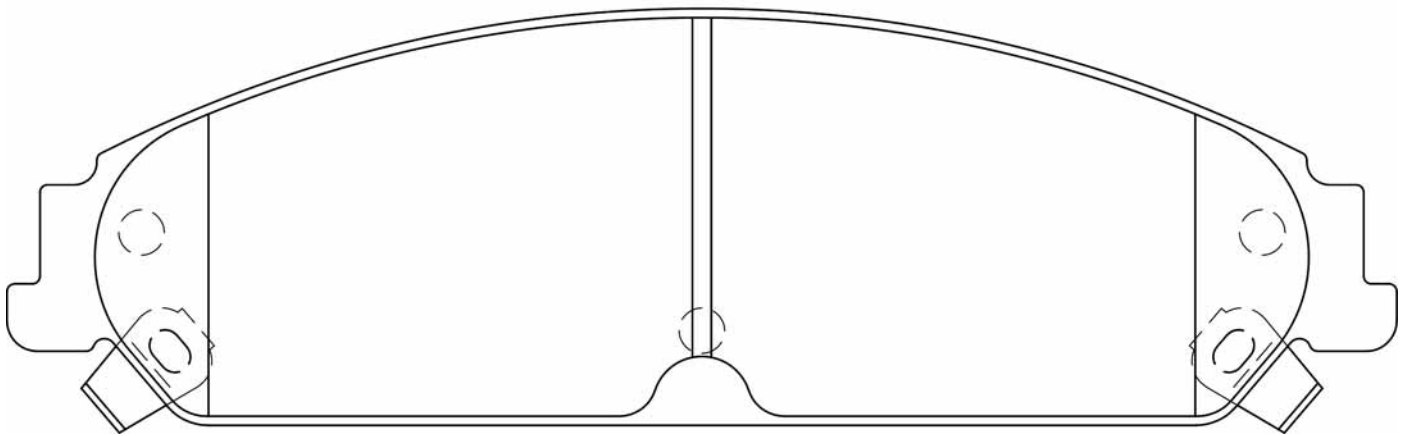
PA-909AF ISUZU	  		WVA
	L 206,2	H 75	




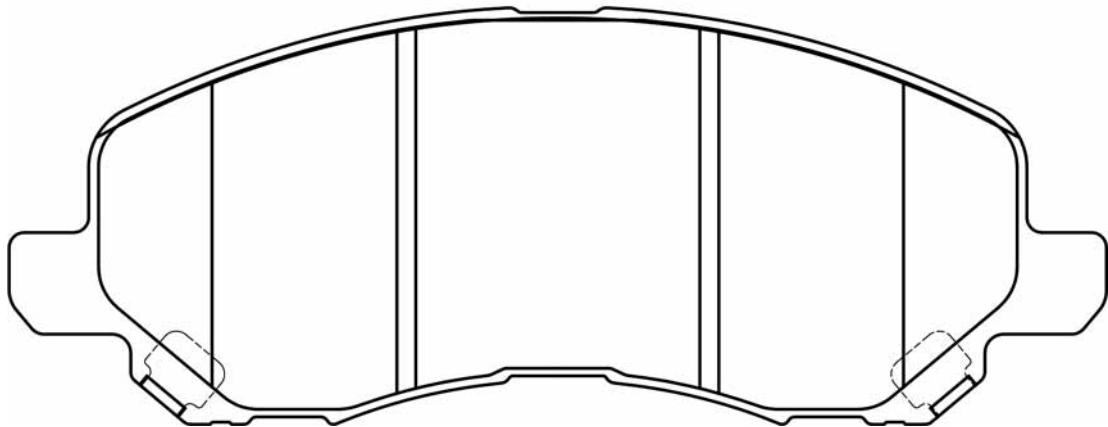
PA-910AF DODGE - CHRYSLER - JEEP				WVA
	L 146	H 64	Th 18	24604





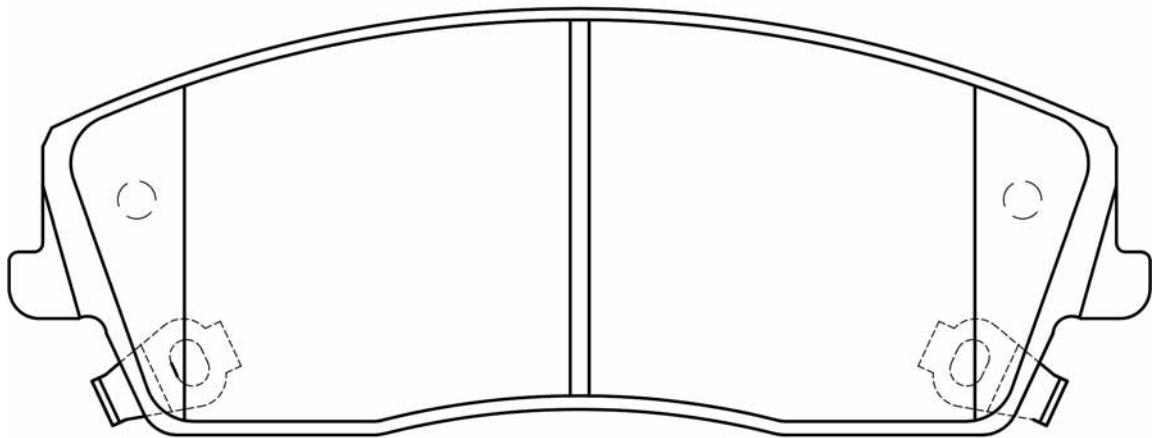
PA-911AF CHRYSLER				WVA
	L 183,5	H 57	Th 18	24164






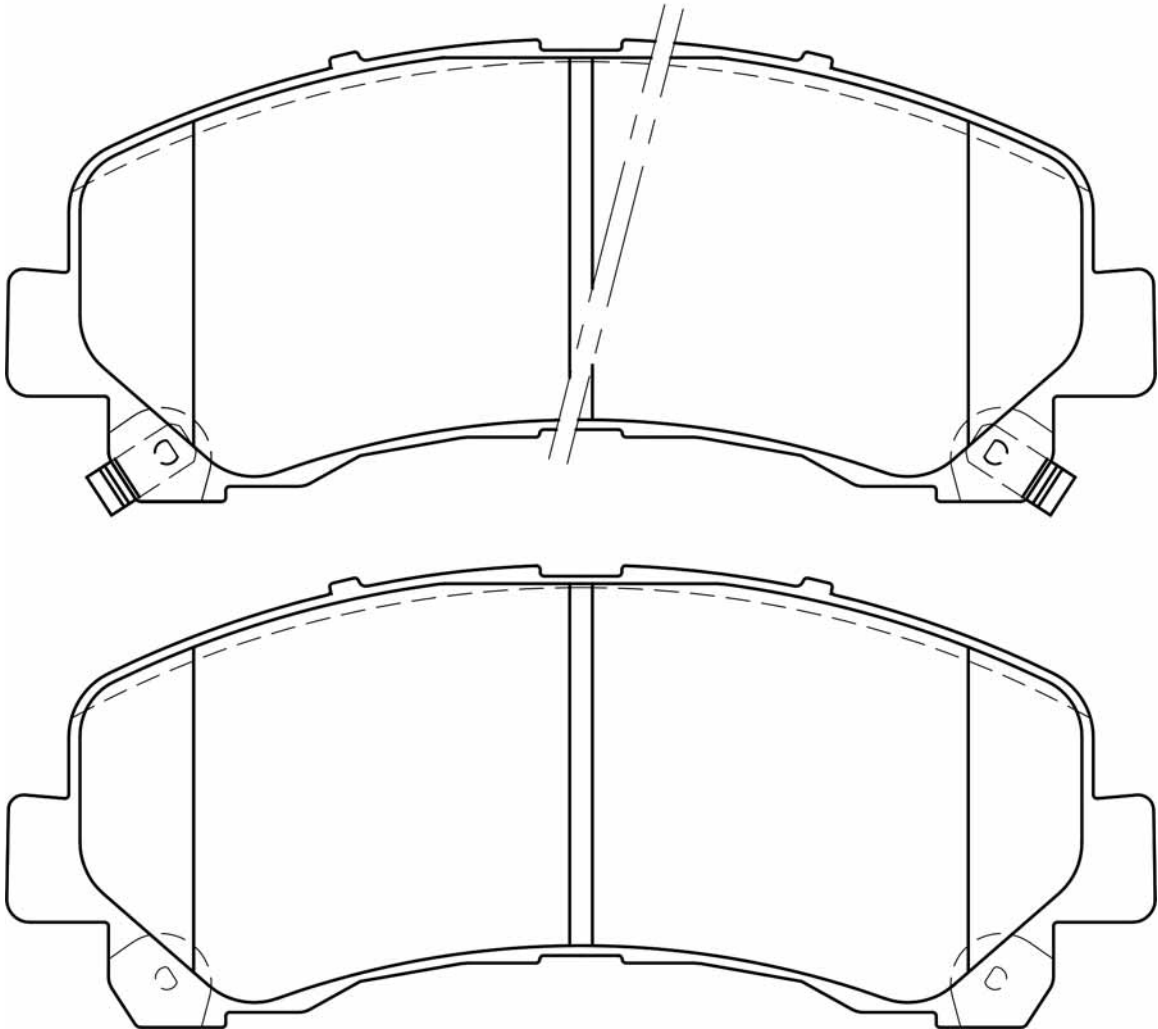
PA-912AF DODGE - JEEP				WVA
	L 145	H 55	Th 17	

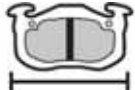




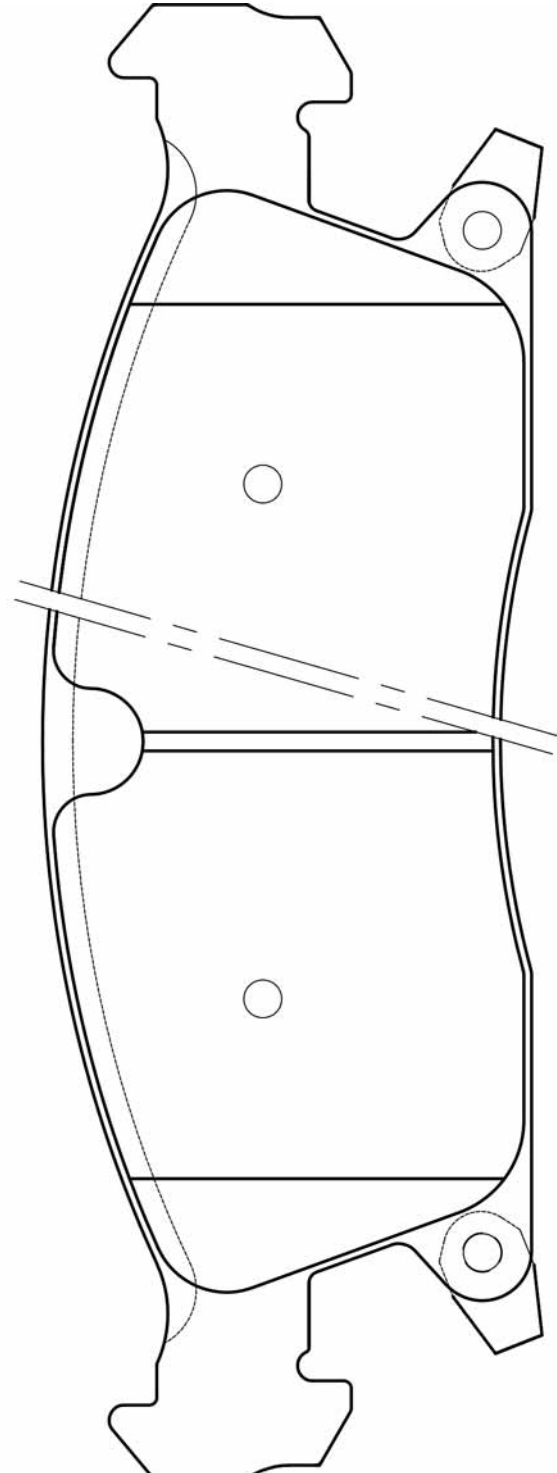
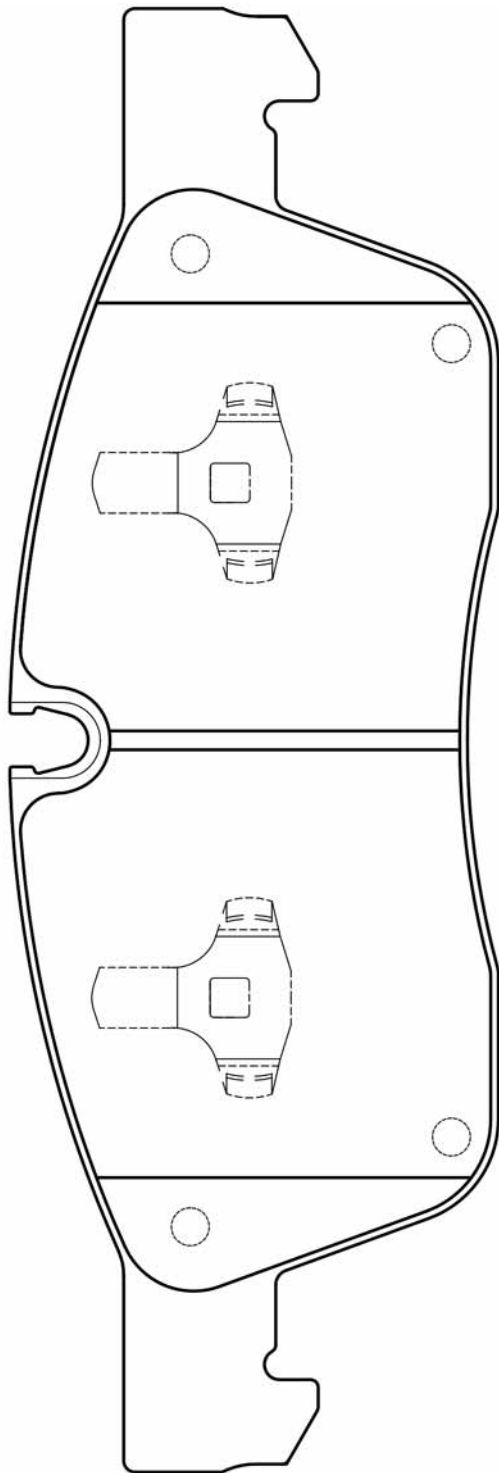
PA-913AF				WVA
	CHRYSLER	L	H	
	151	56	19	24166






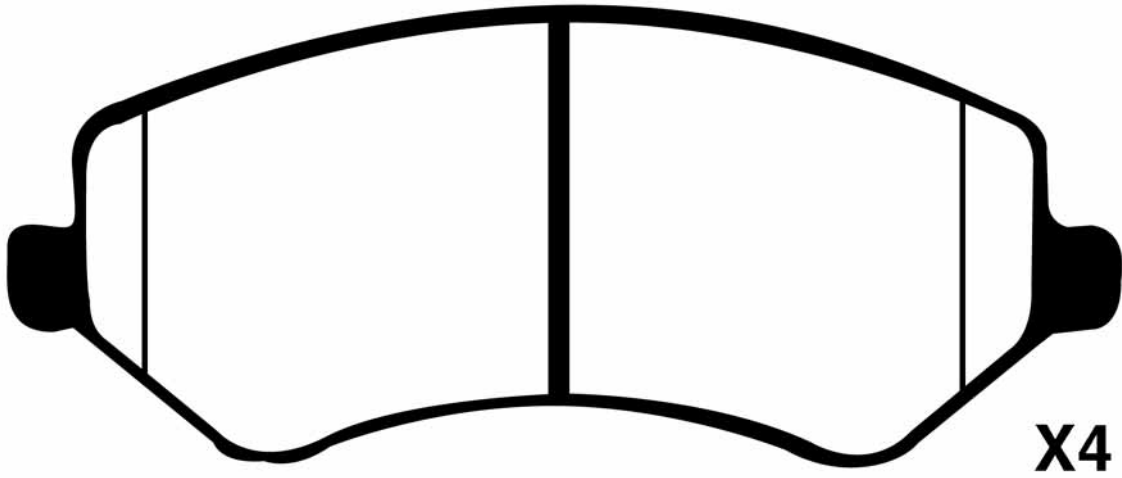
PA-914AF				WVA
	ISUZU	L	H	
	152	60	16	





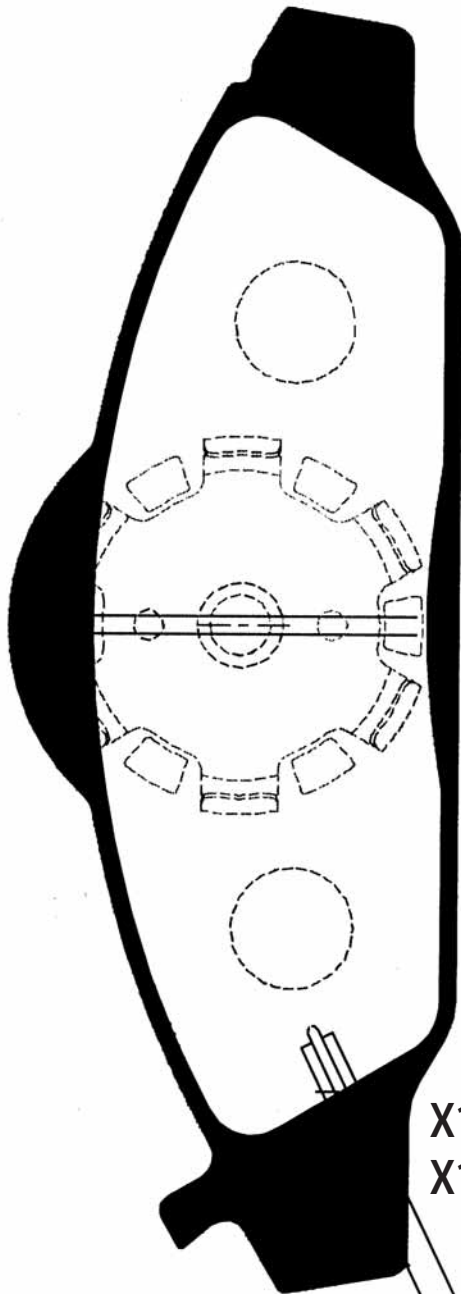
<h1>PA-915AF</h1> <h2>JEEP</h2>				<h1>WVA</h1>
	L 193	H 64	Th 19	



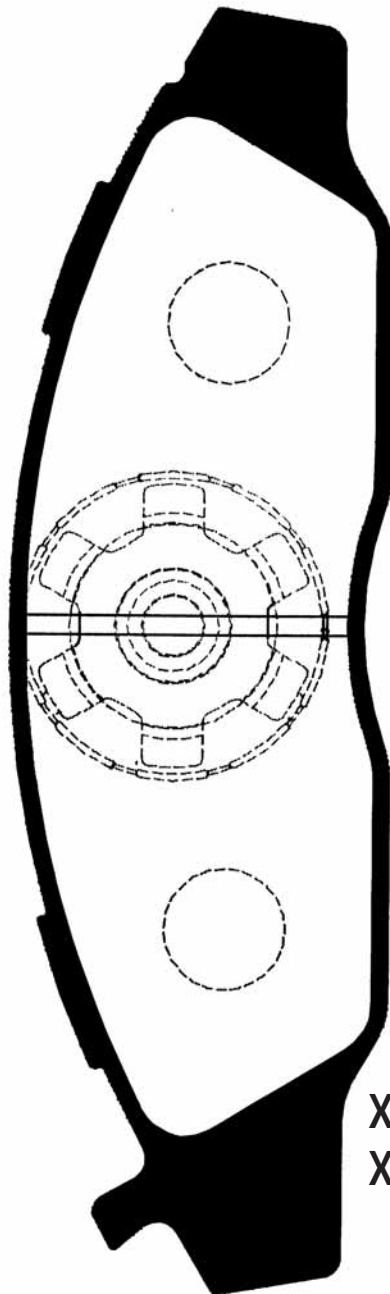
PA-994AF				WVA
	JEEP	L	H	Th
	147	59,9	17	23638



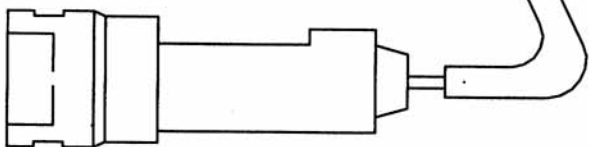
PA-997AF				WVA
	SSANGYONG - DAEWOO	L		
	169,5/169	50,6/60,2	16	23230




X1 LEFT
 X1 RIGHT

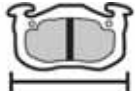




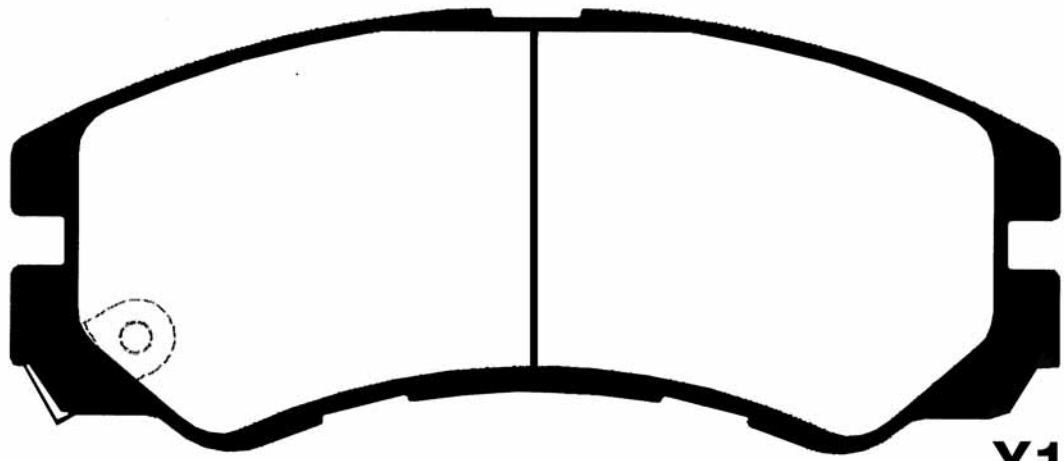
X1 LEFT
 X1 RIGHT



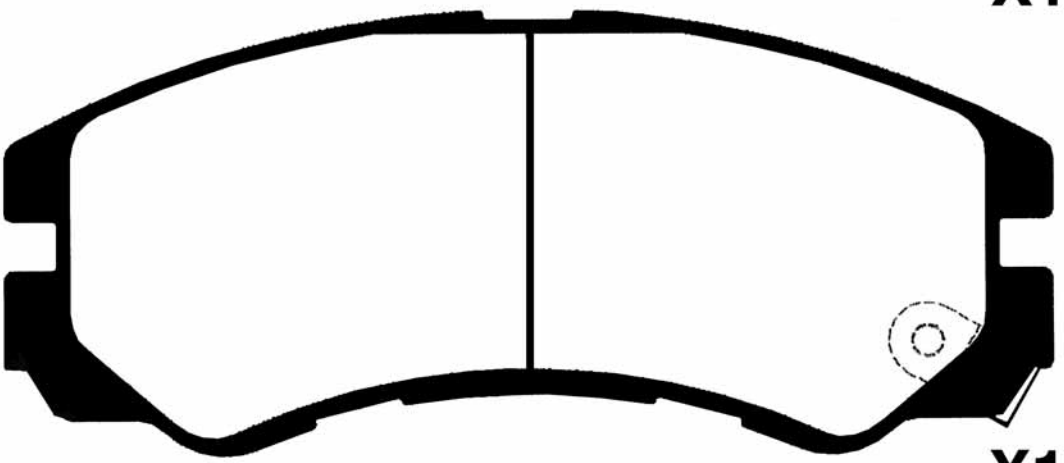
PA-998AF				WVA
	ISUZU	L	H	
	95,3	45,4	14,3	



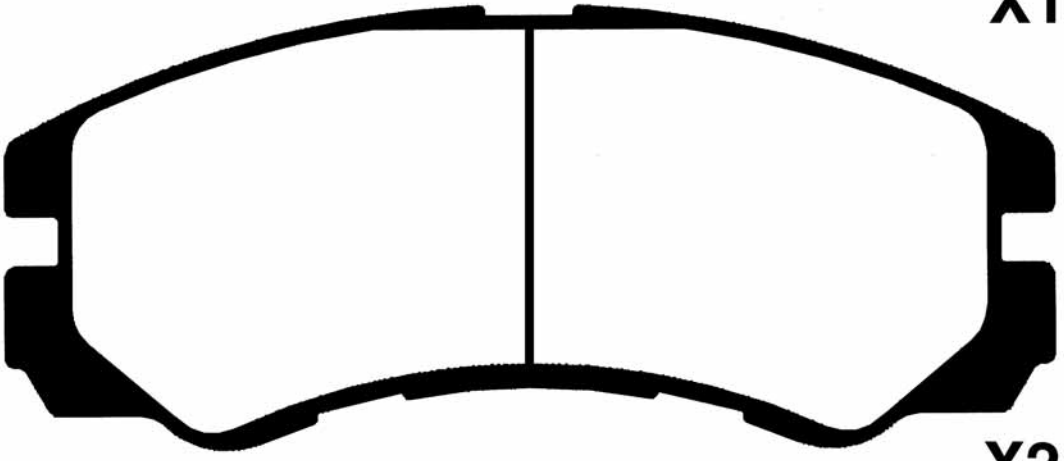
PA-999AF						WVA
	ISUZU - OPEL	L	H	Th		
	137,8	58,3	16			



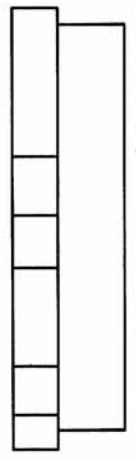
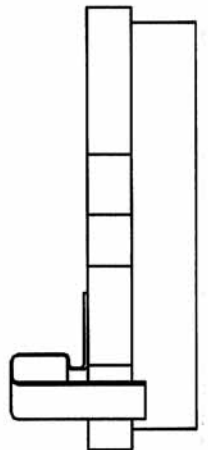
X1



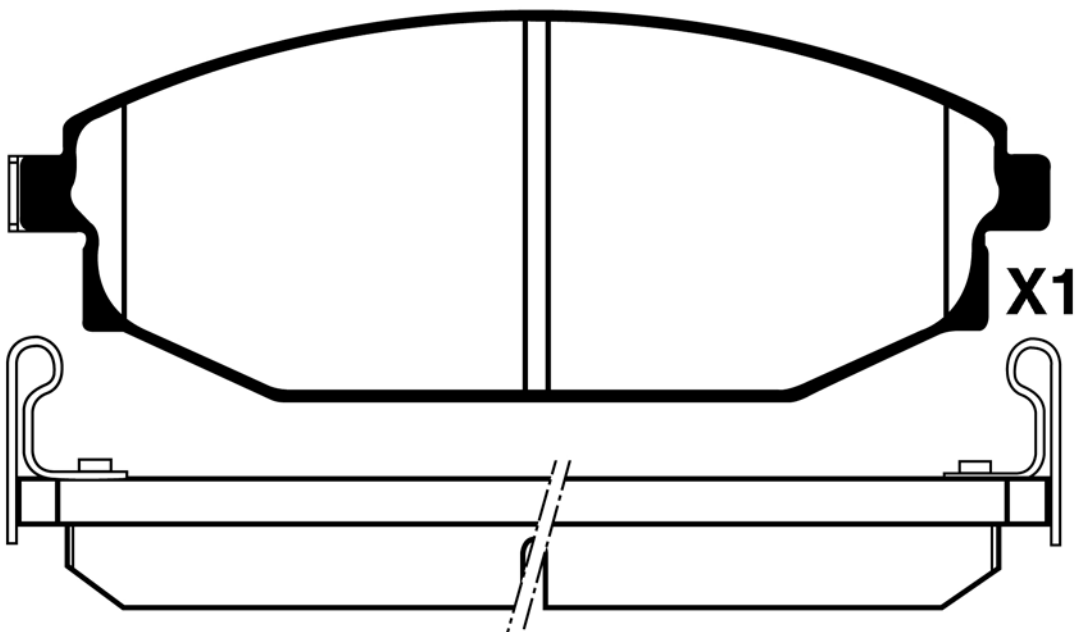
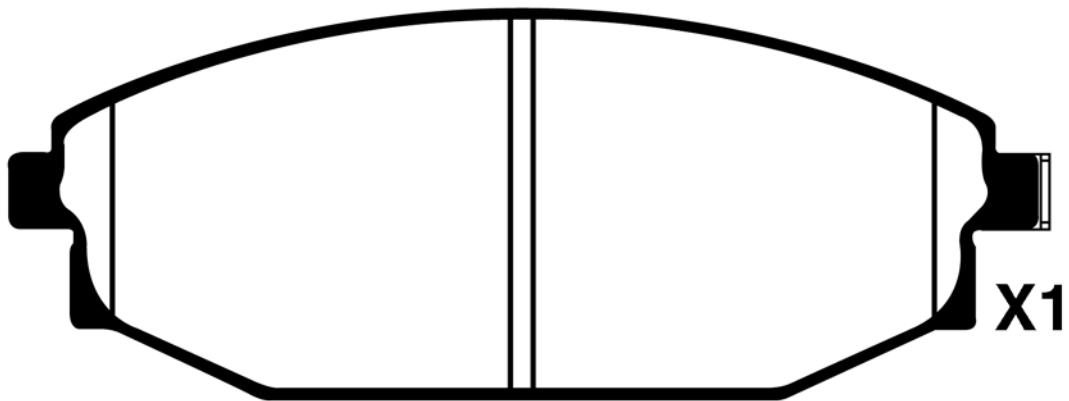
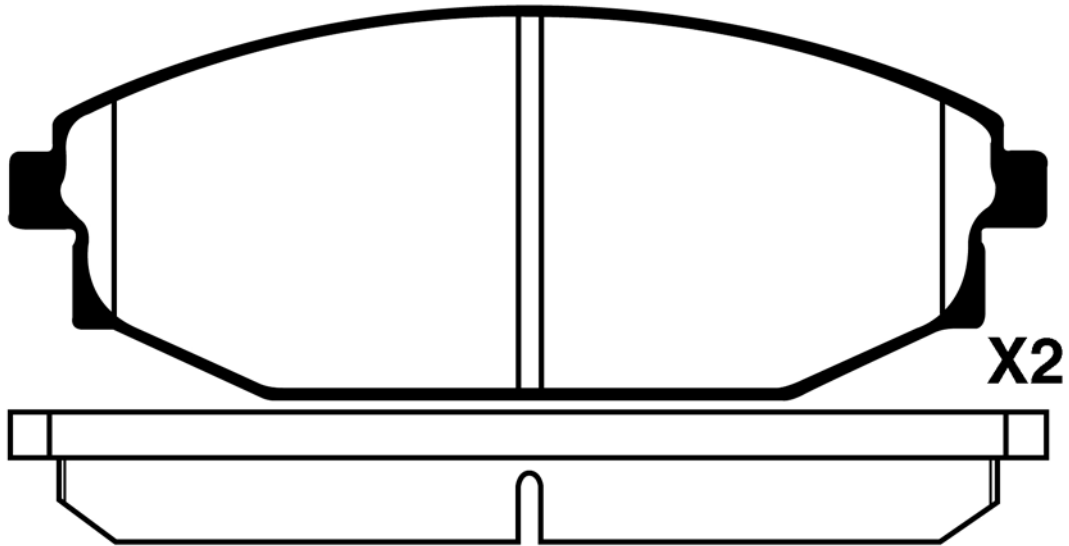
X1





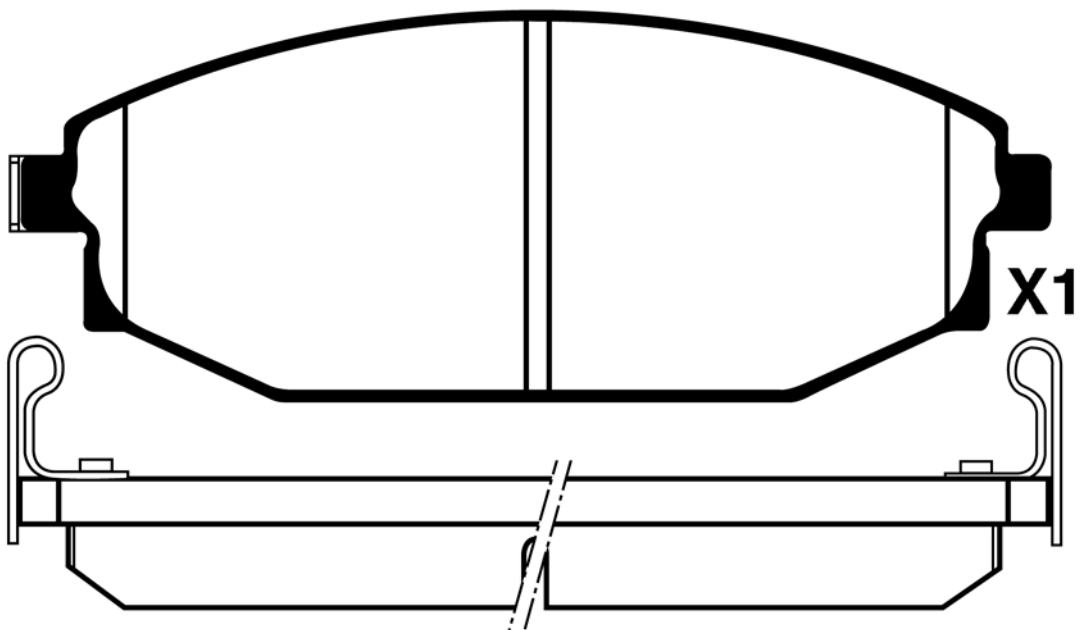
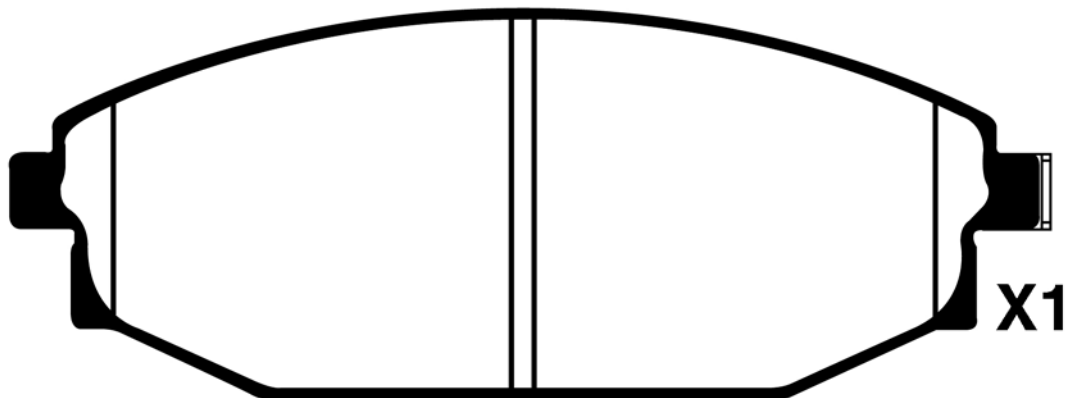
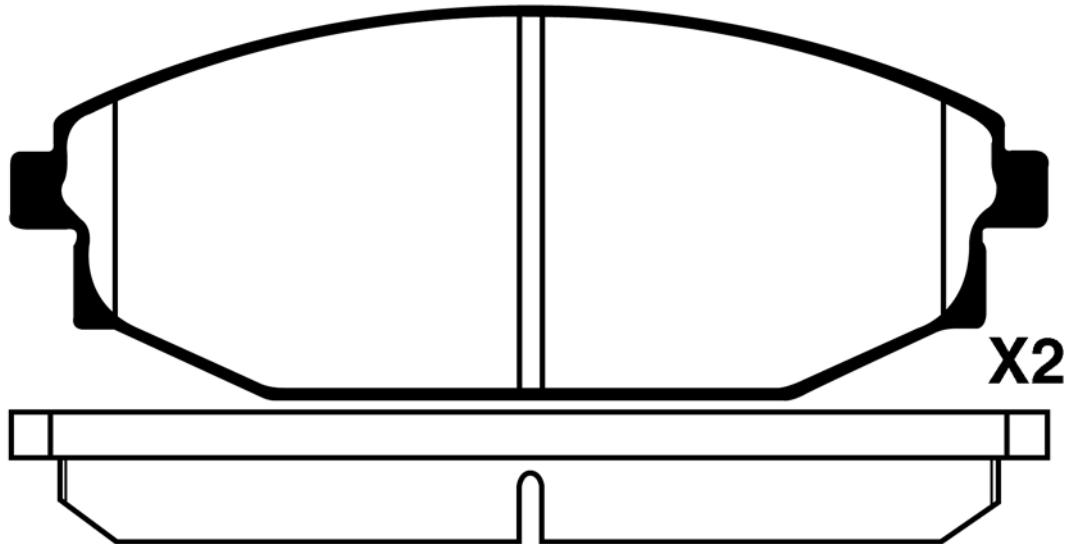
X2



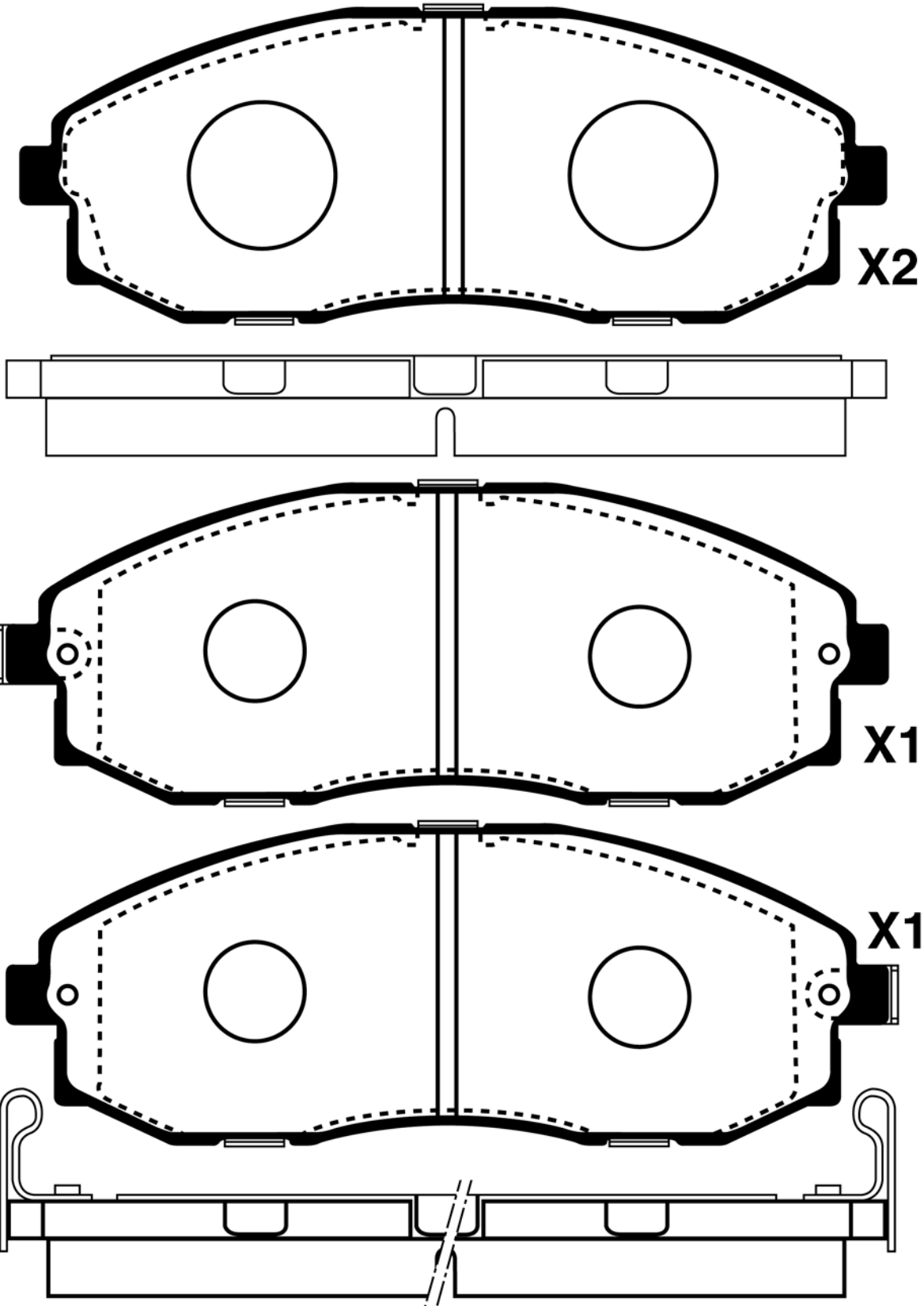
PA-H01AF HYUNDAI				WVA
	L 137,2	H 51,7	Th 17	21727




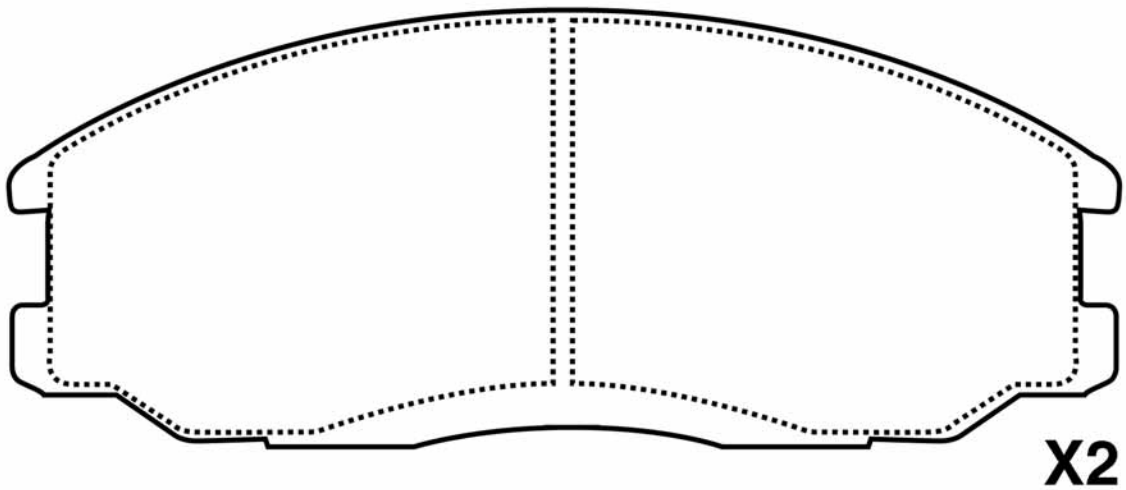
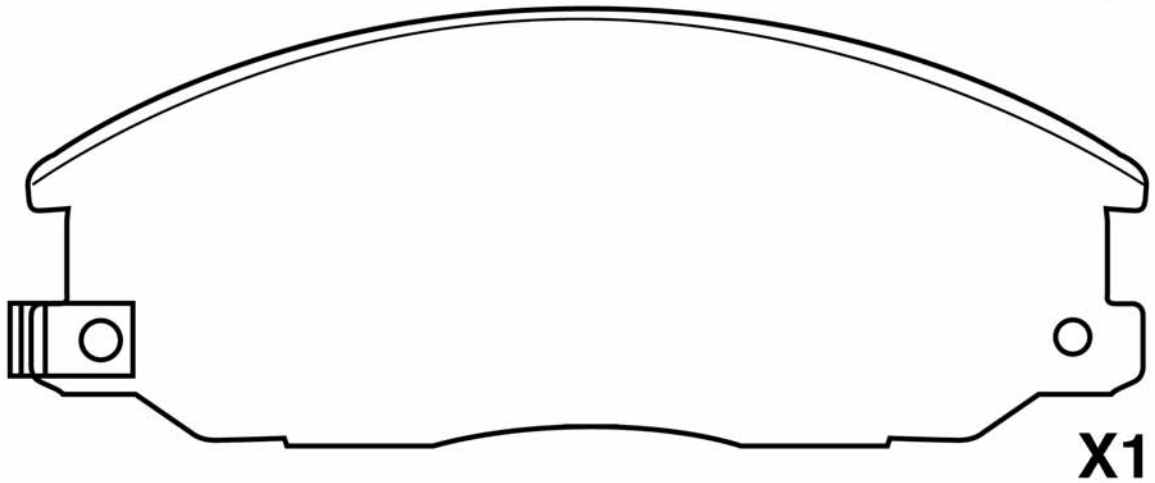
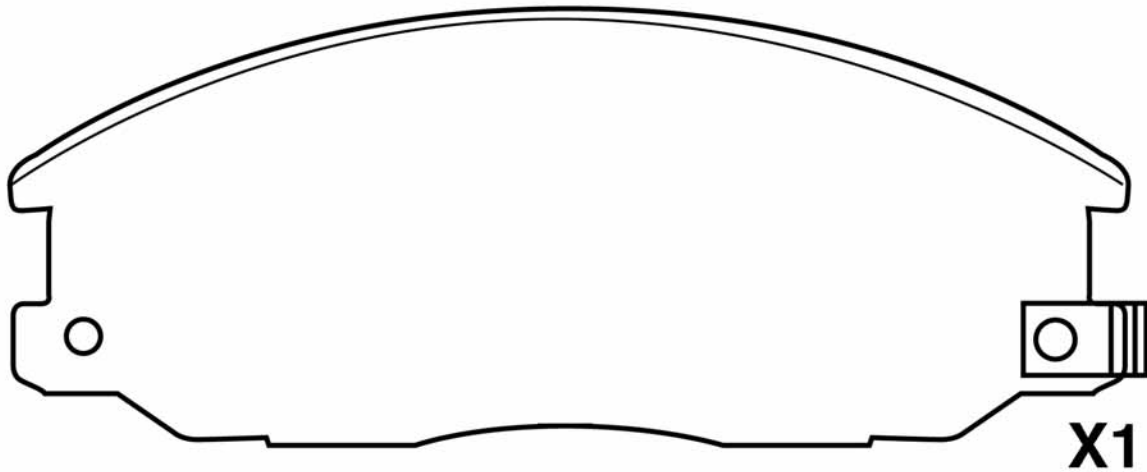
PA-H01P HYUNDAI				WVA
	L 137,2	H 51,7	Th 17	



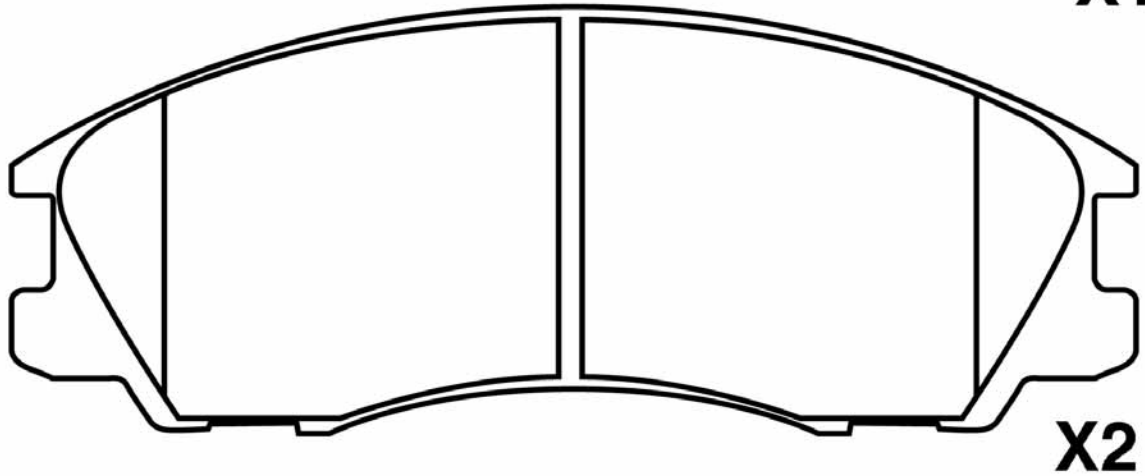
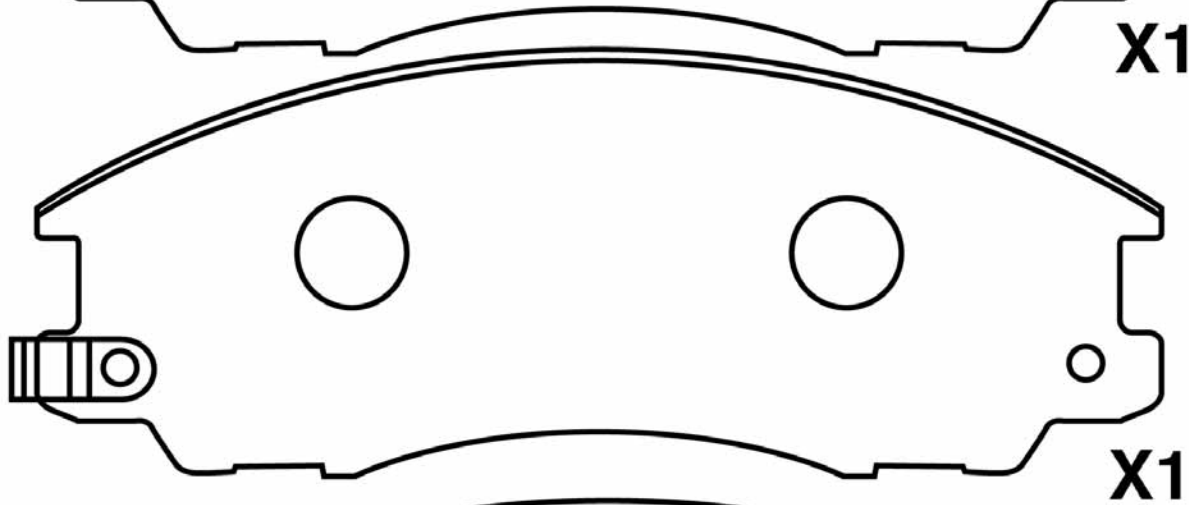
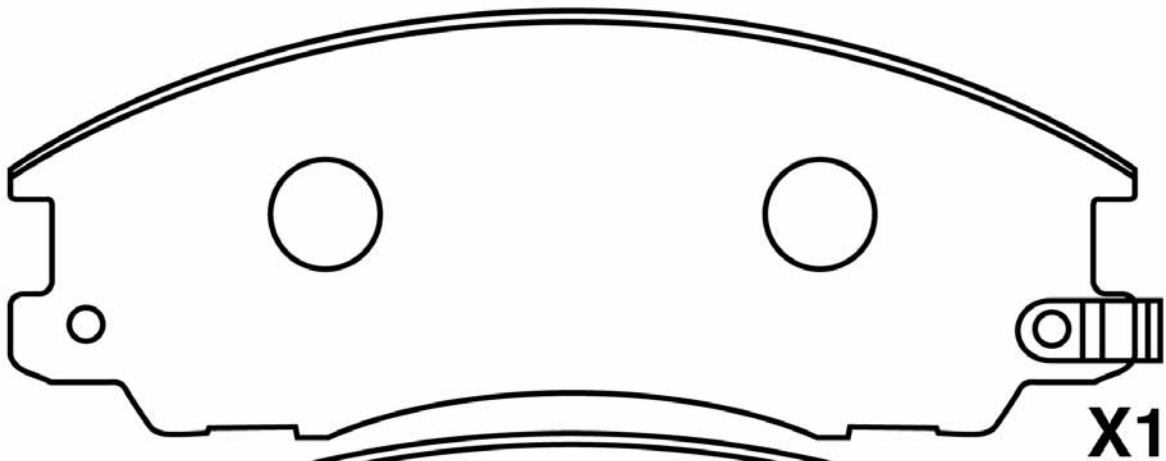
PA-H02AF HYUNDAI				WVA
	L 147	H 53,8	Th 15,9	23536





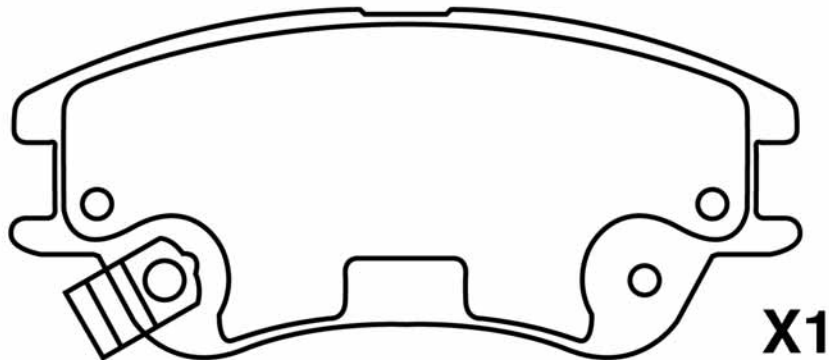
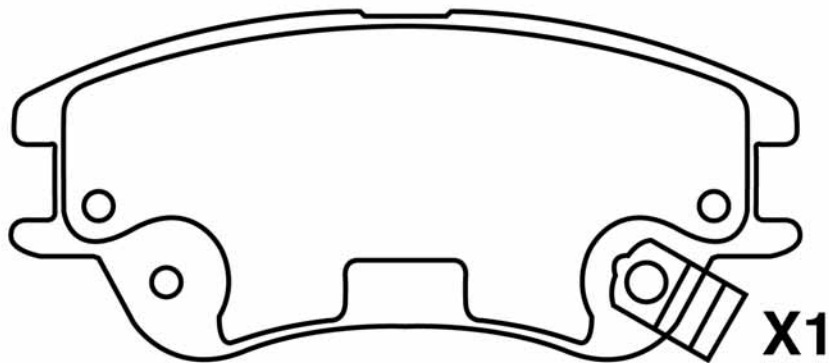
PA-H05AF				WVA
	SSANGYONG - HYUNDAI	L	H	Th
	149,1	58,7	16	23571



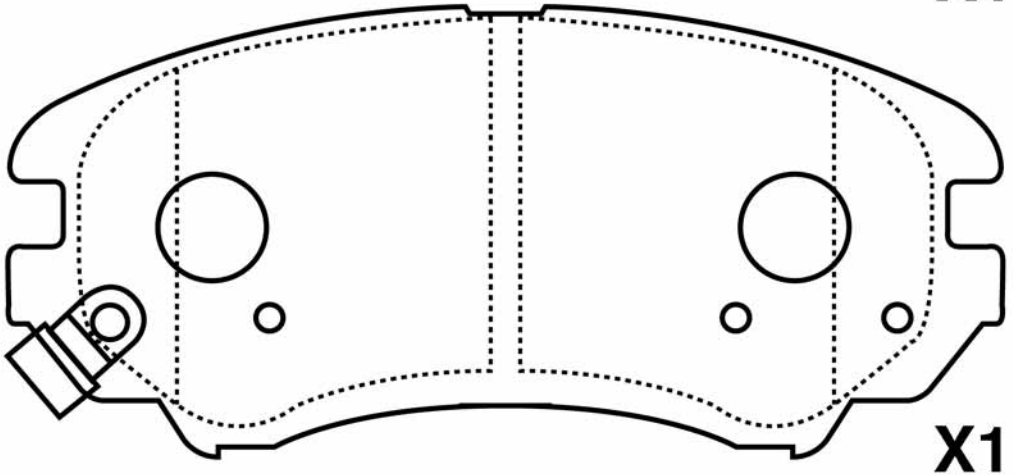
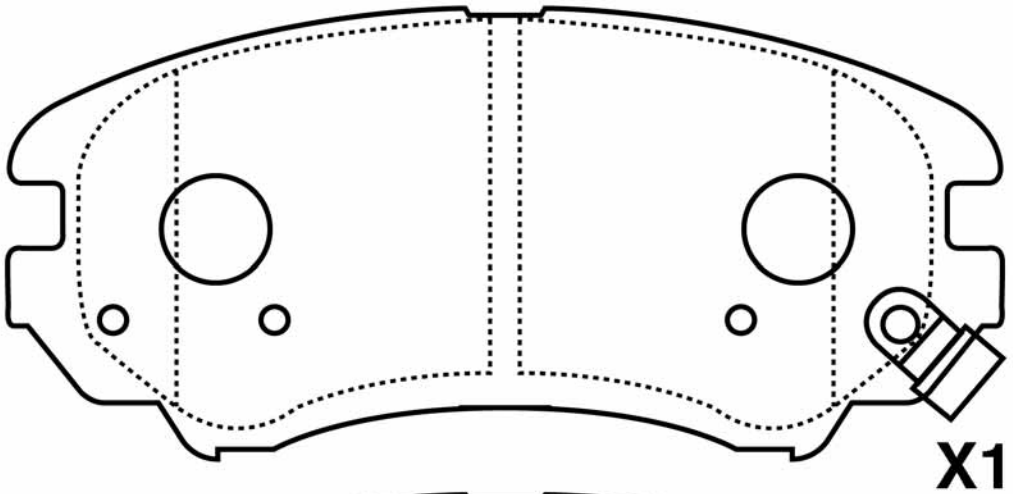
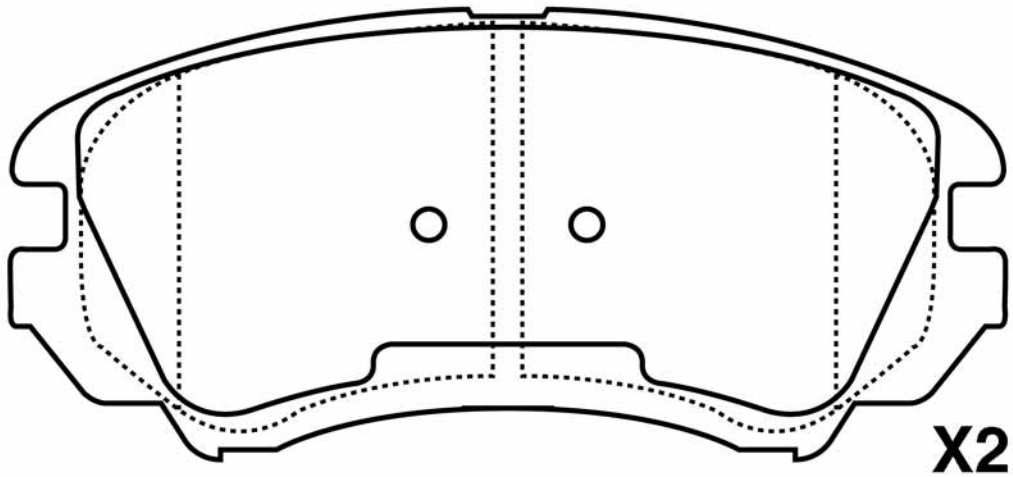
PA-H06AF HYUNDAI				WVA
	L 149,1	H 57,9	Th 16,7	24059

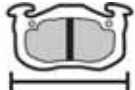




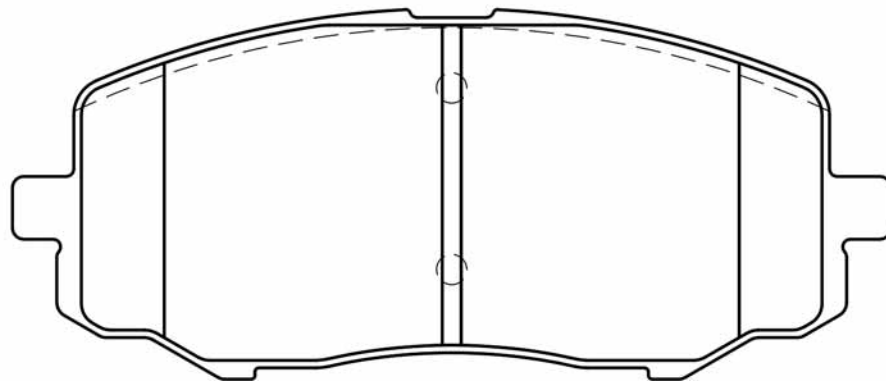
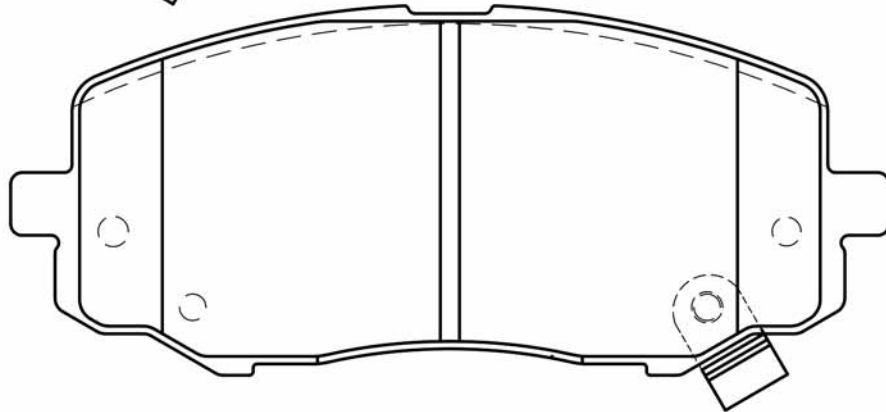
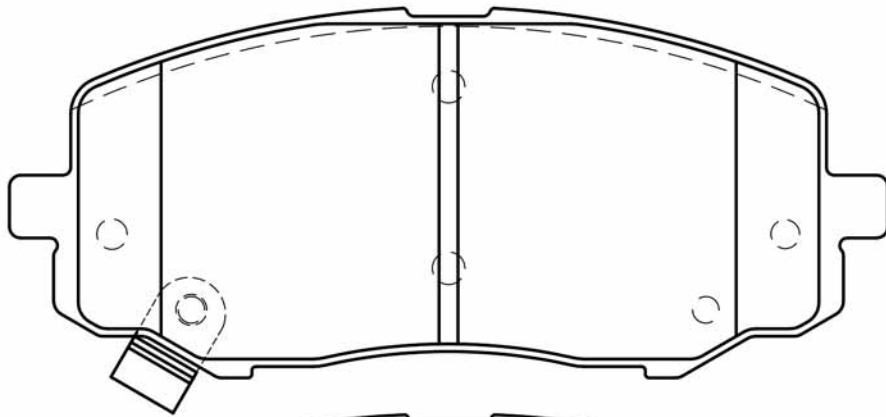
PA-H08AF				WVA
	HYUNDAI	L	H	Th
	104,6	47	16,7	24277



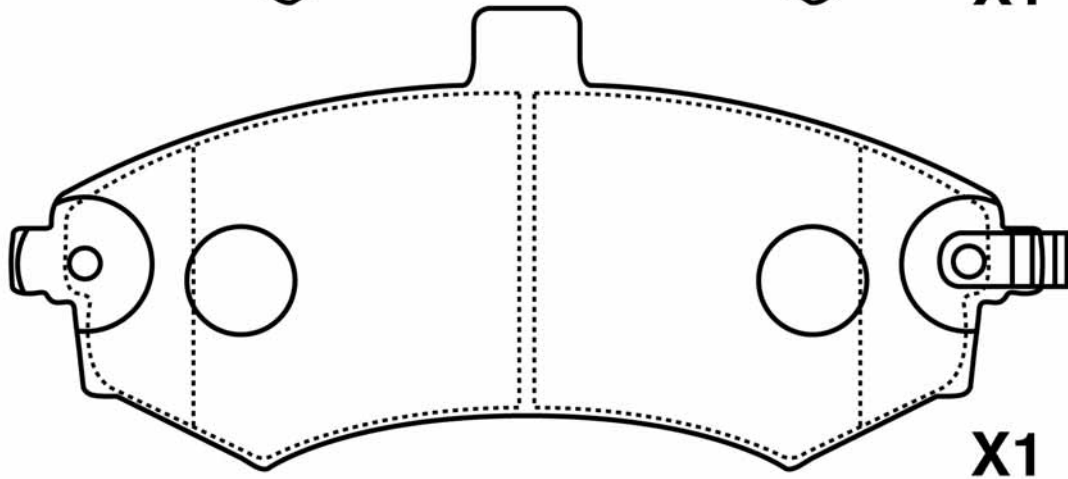
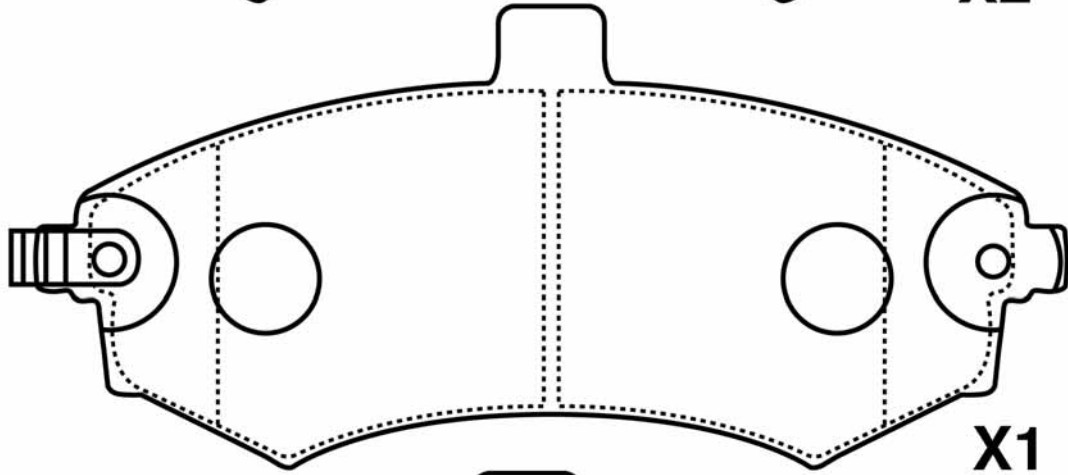
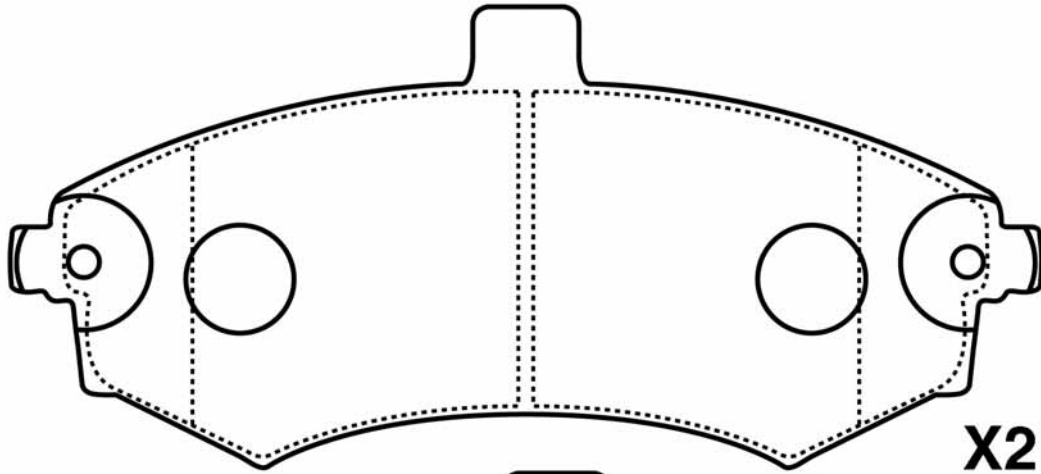
PA-H10AF HYUNDAI - KIA				WVA 24375
	L 131,5	H 59,9	Th 17,3	



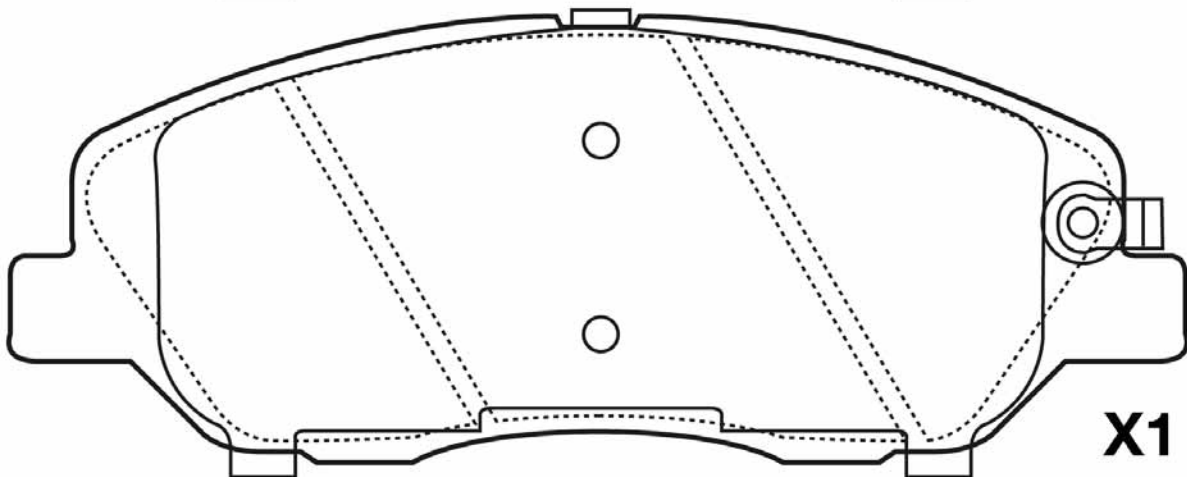
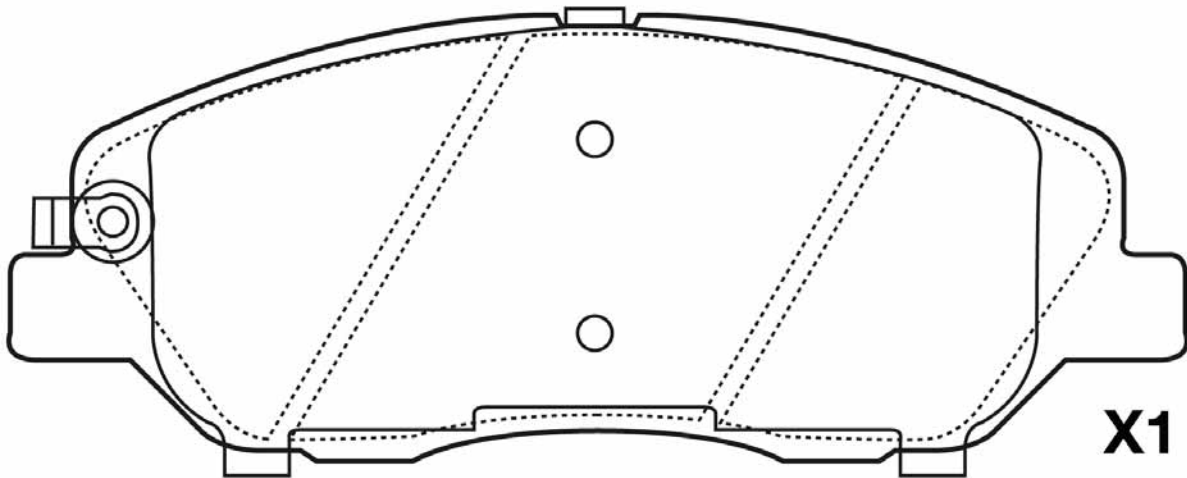
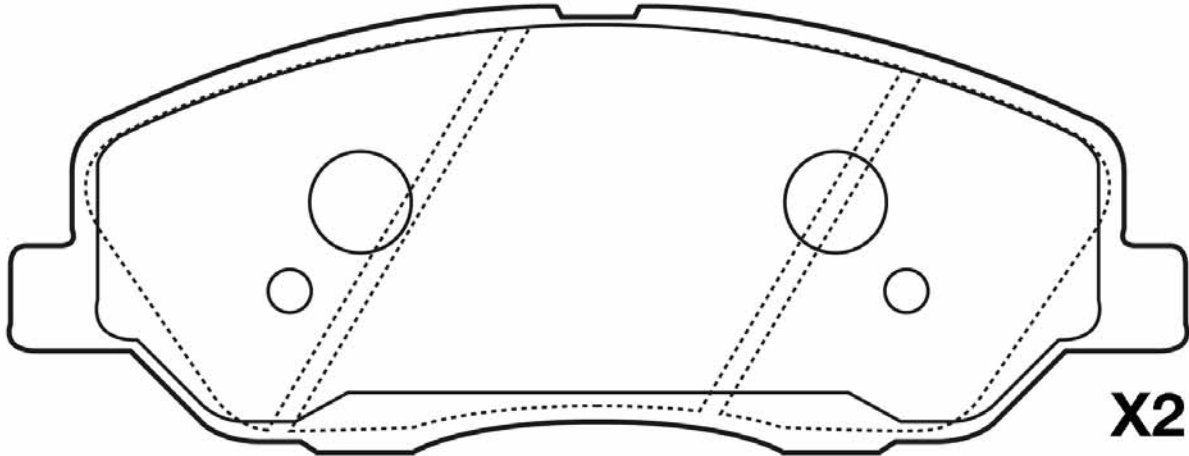
PA-H12AF							WVA
	HYUNDAI	L	H	Th			
	116,3	49	16,5			24910	




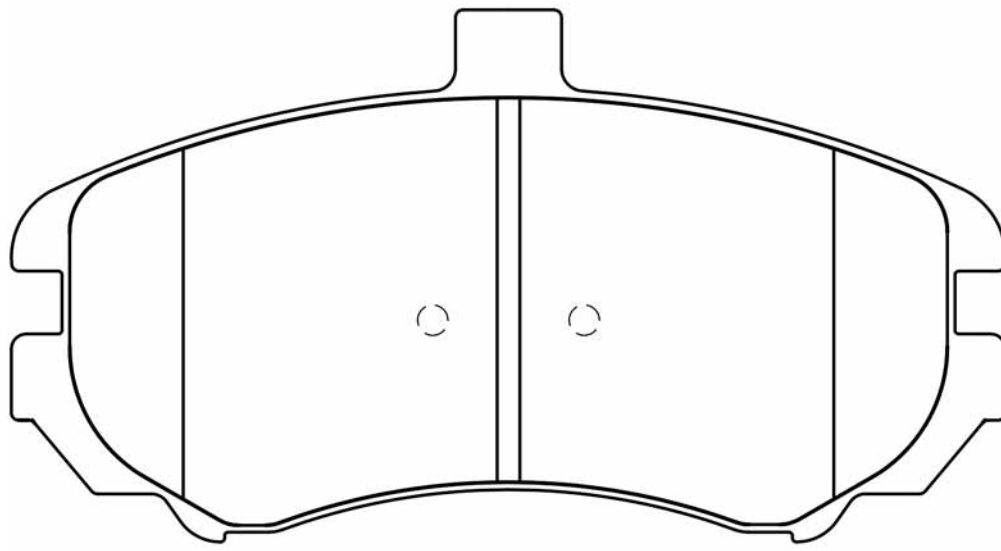
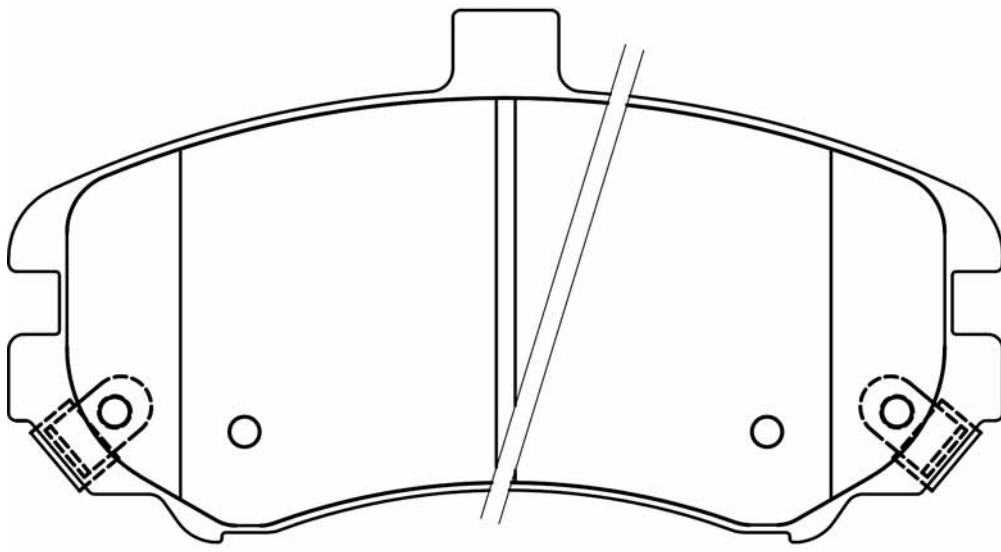
PA-H13AF HYUNDAI				WVA
	L 137	H 63,4	Th 16,9	24031

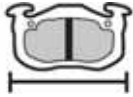




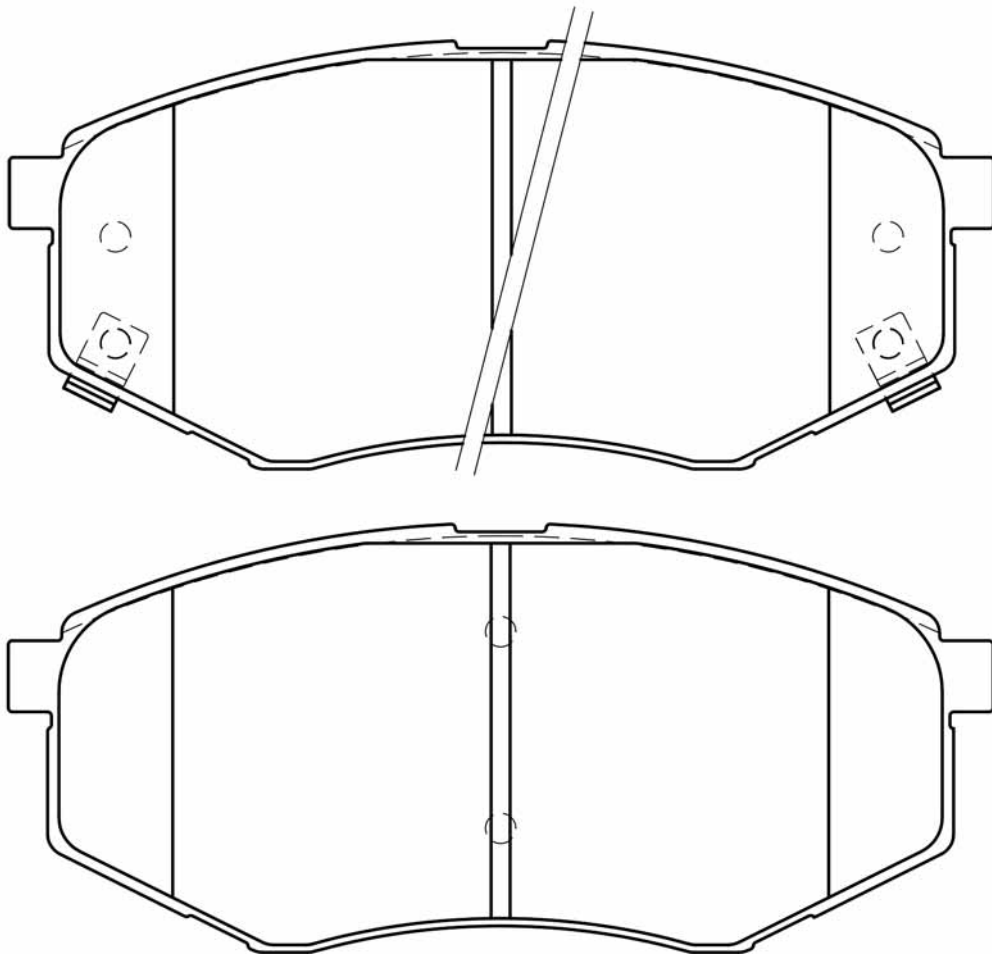
PA-H14AF HYUNDAI - SSANGYONG - KIA				WVA
	L 156,2	H 61	Th 17	24351




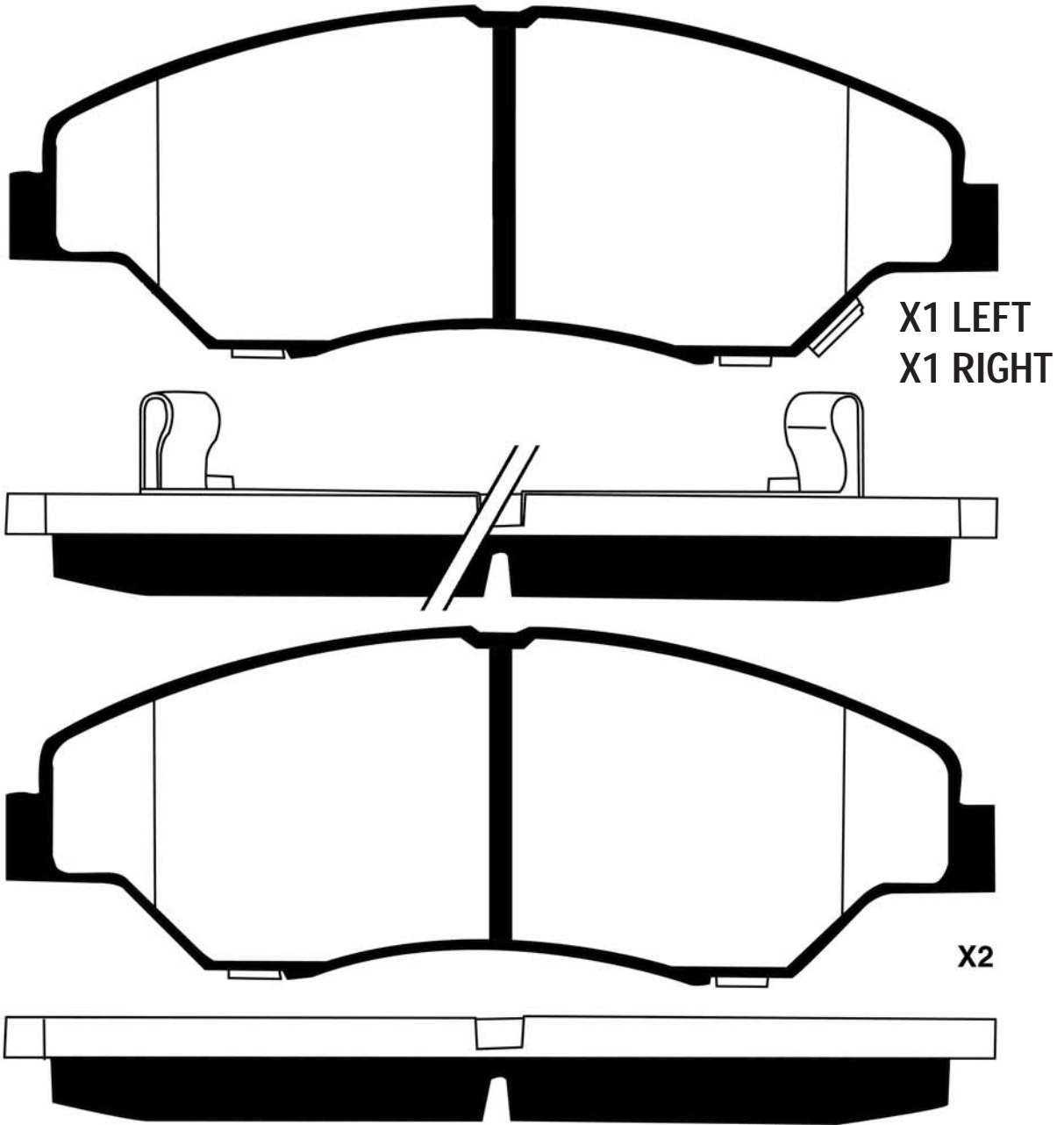
PA-H15AF				WVA
	HYUNDAI	L	H	
	131	70	17	24369





PA-H17AF HYUNDAI							WVA
	L 130	H 56	Th 18				

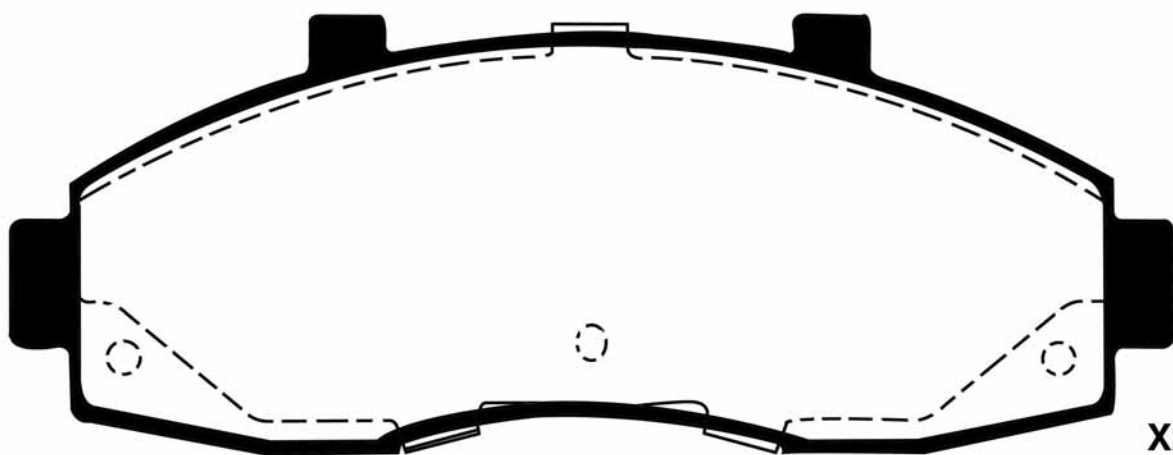
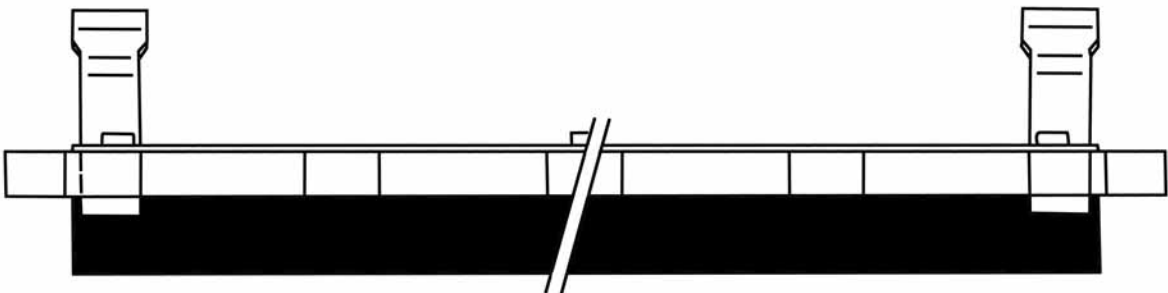
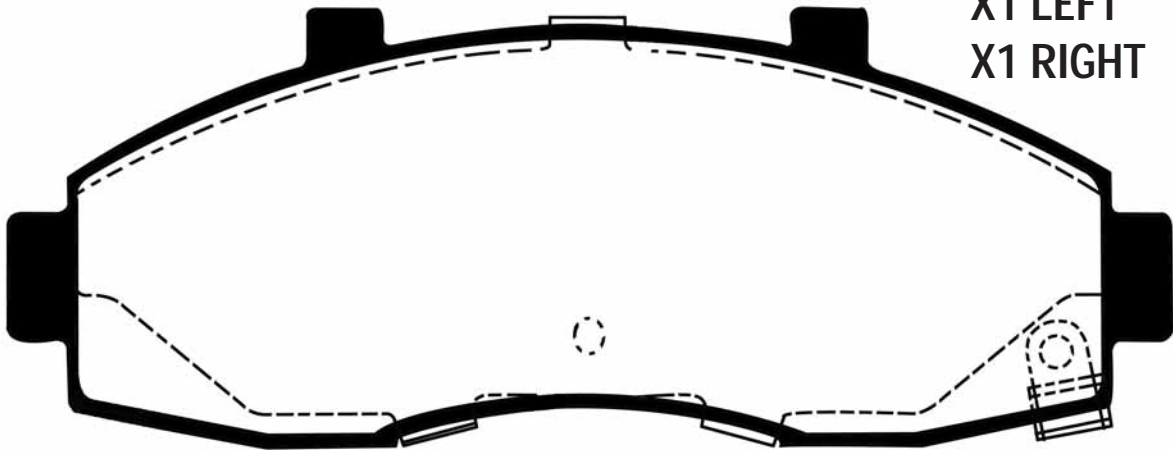


PA-K00AF				WVA
	KIA	L	H	Th
	149,3	53,5	16,7	23442

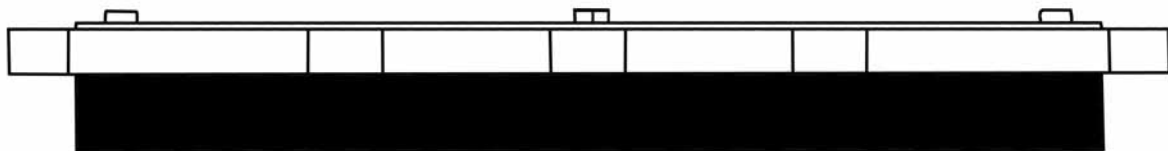


PA-K01AF				WVA
	KIA	L	H	
	153,7	57,9	16	23484

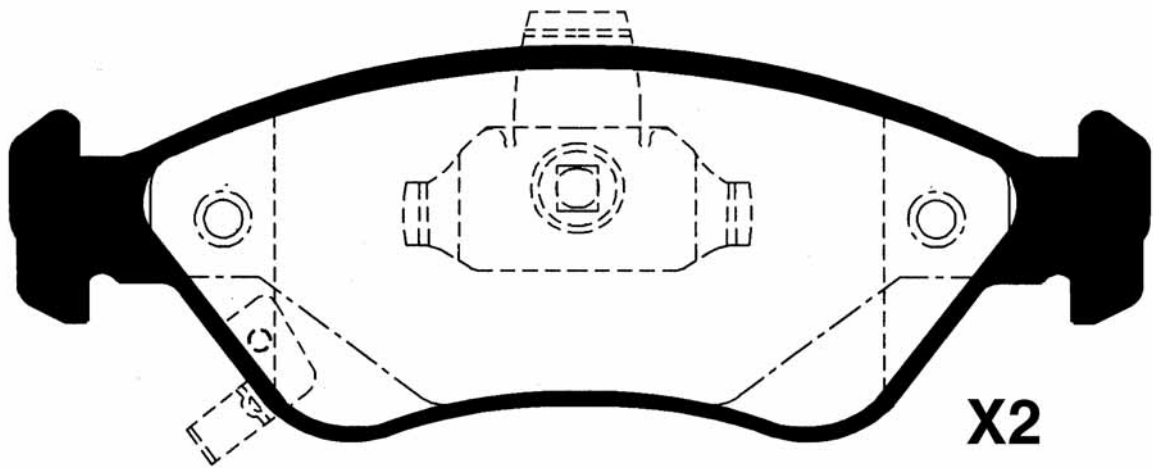
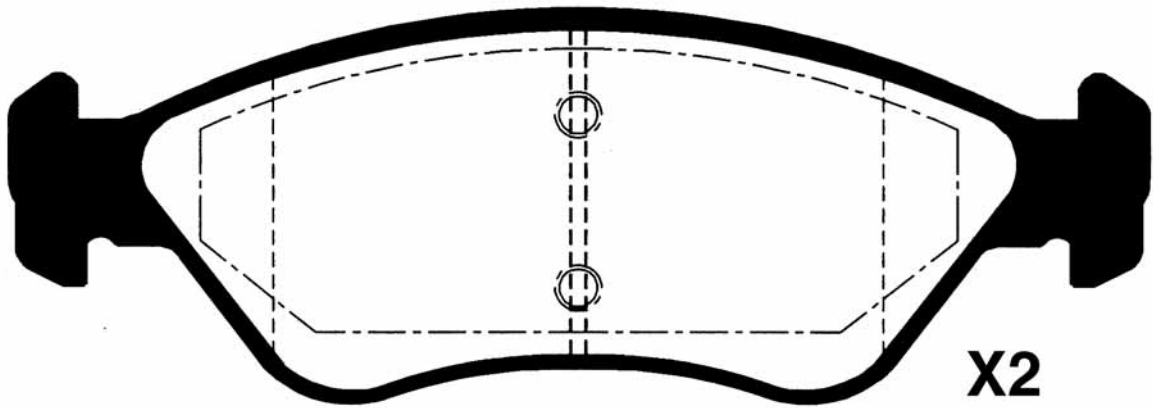
X1 LEFT
 X1 RIGHT




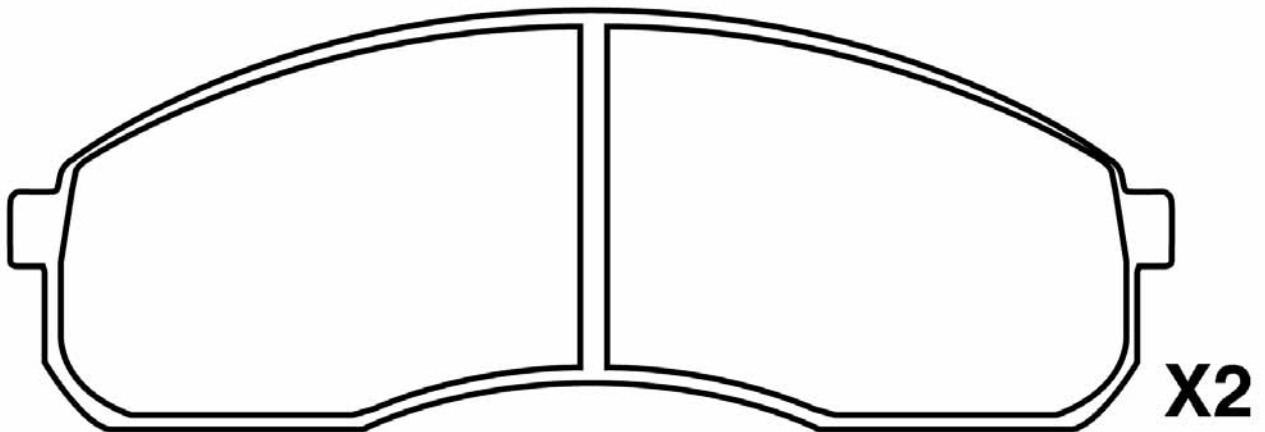
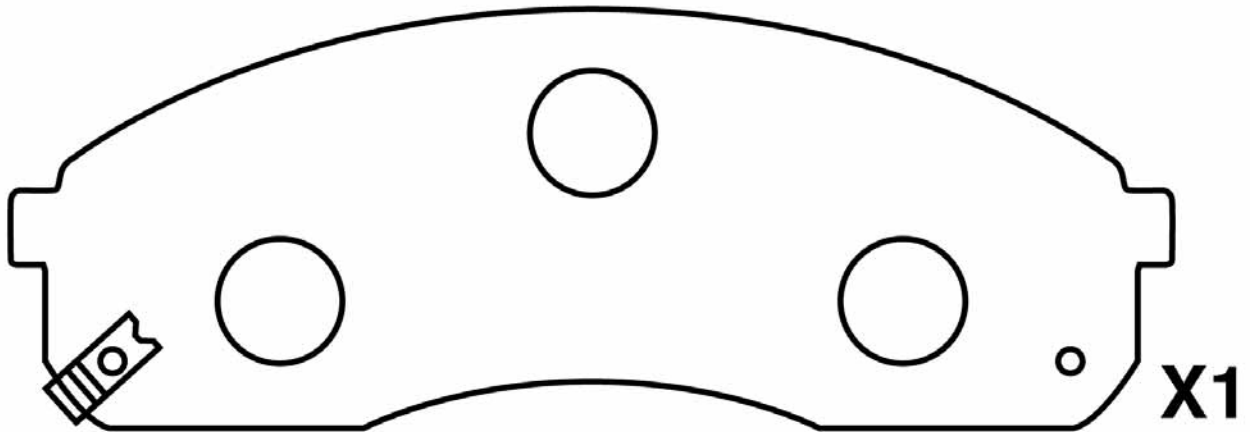
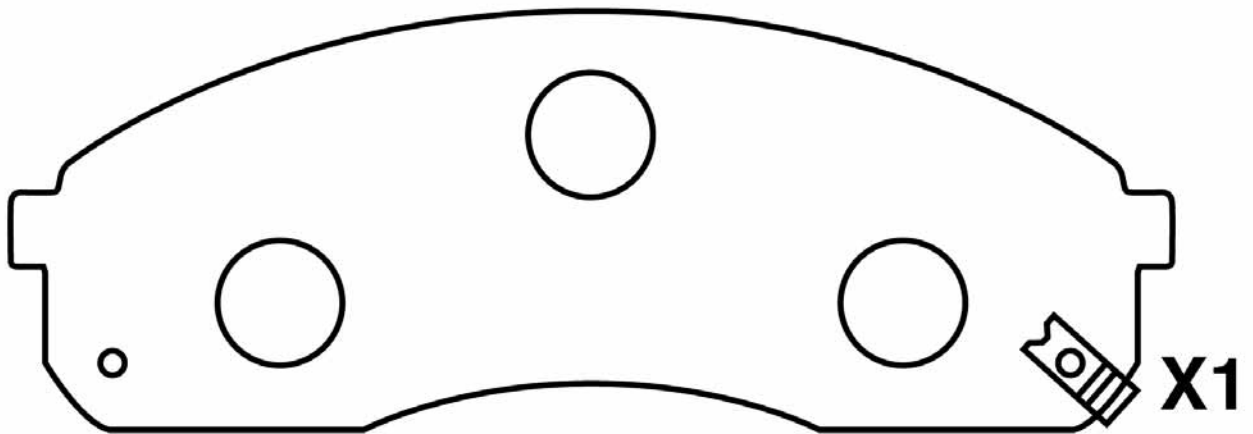
X2



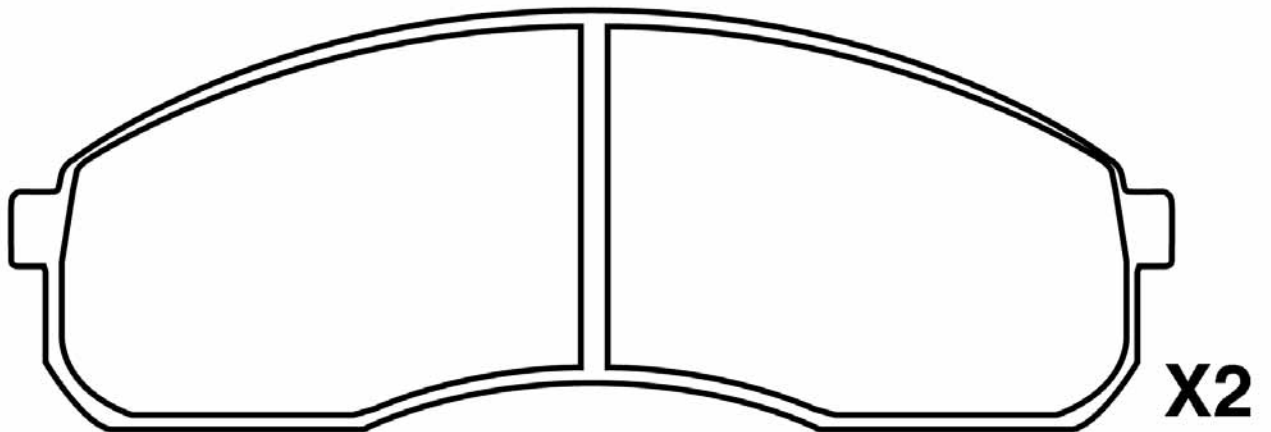
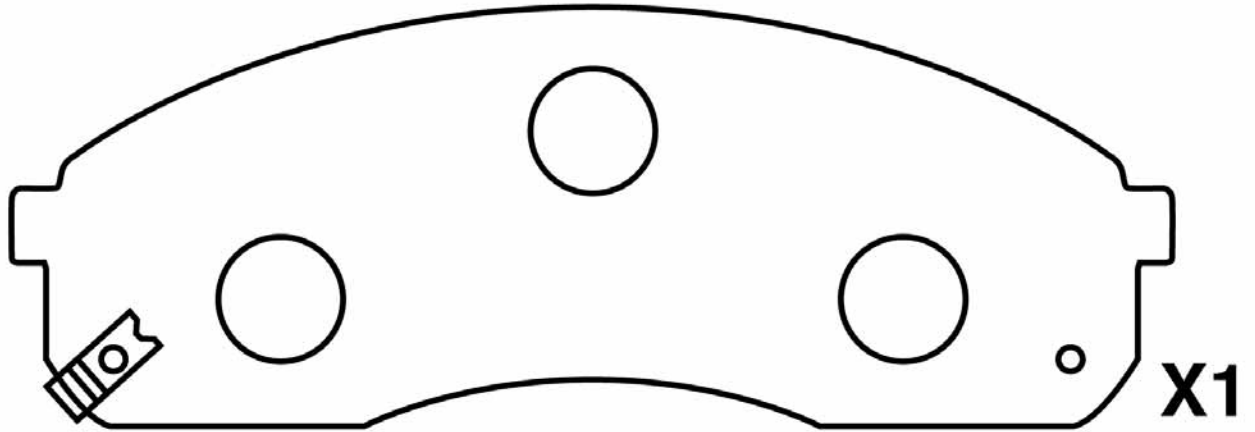
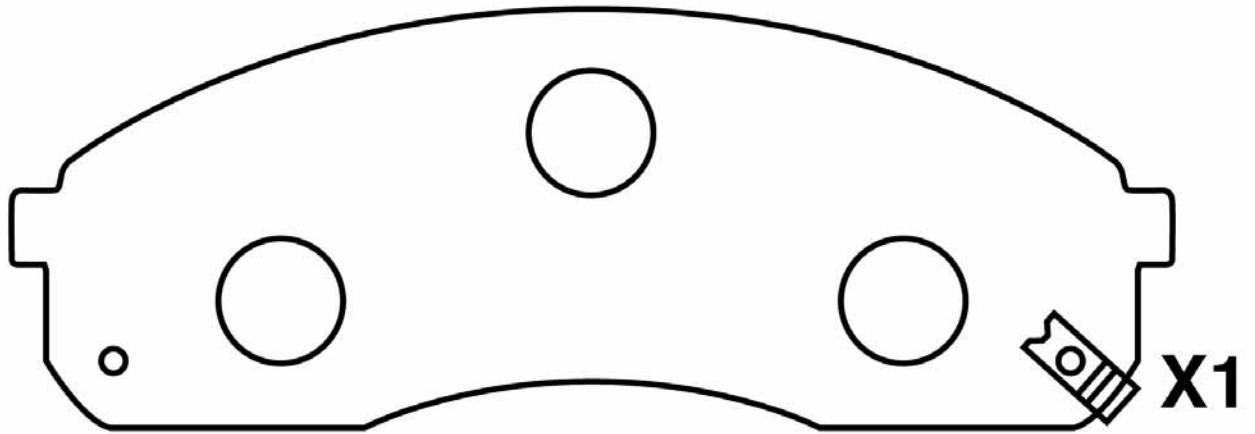
PA-K02AF KIA				WVA
	L 151,2	H 52,1	Th 17,5	23267




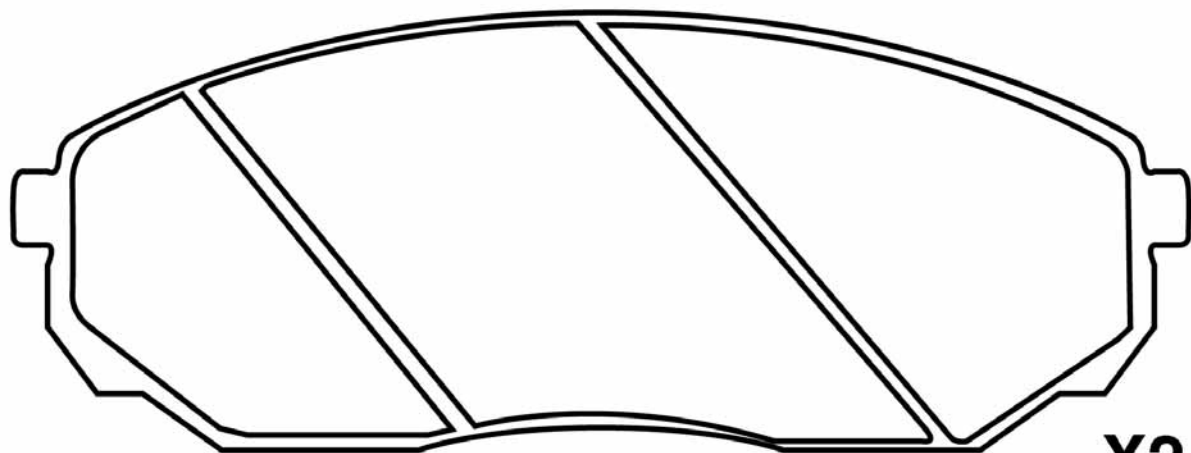
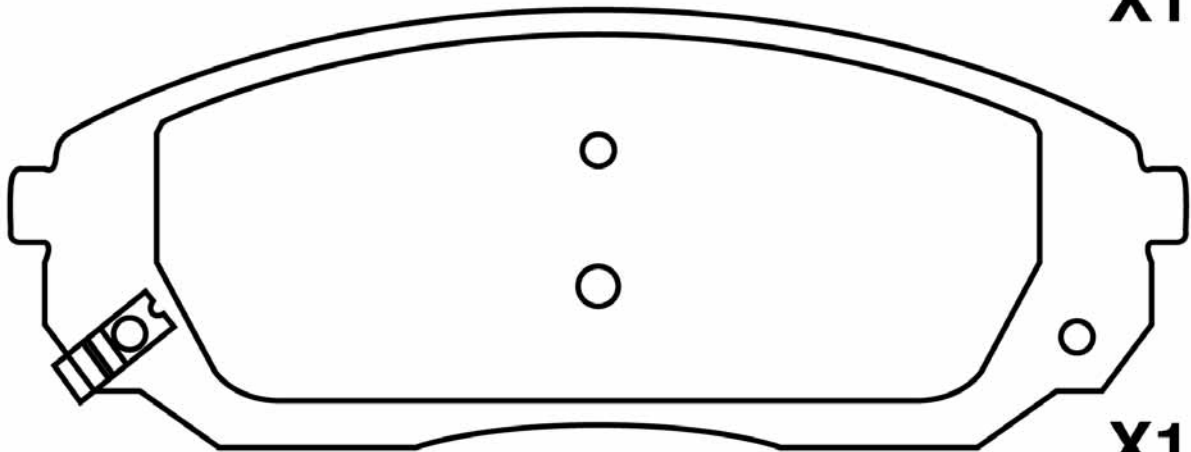
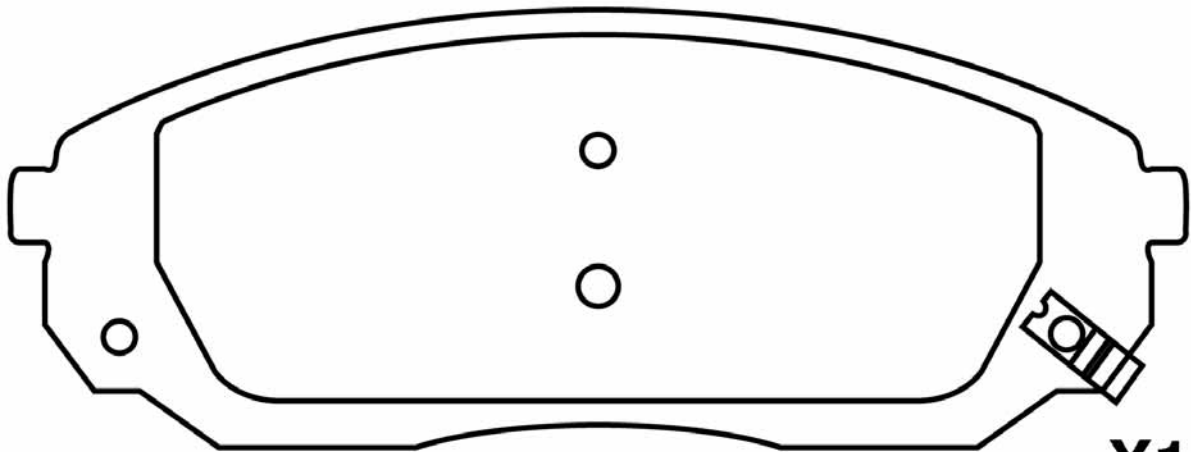
PA-K05AF				WVA
	KIA	L	H	Th
	154,5	56,8	16,6	23649



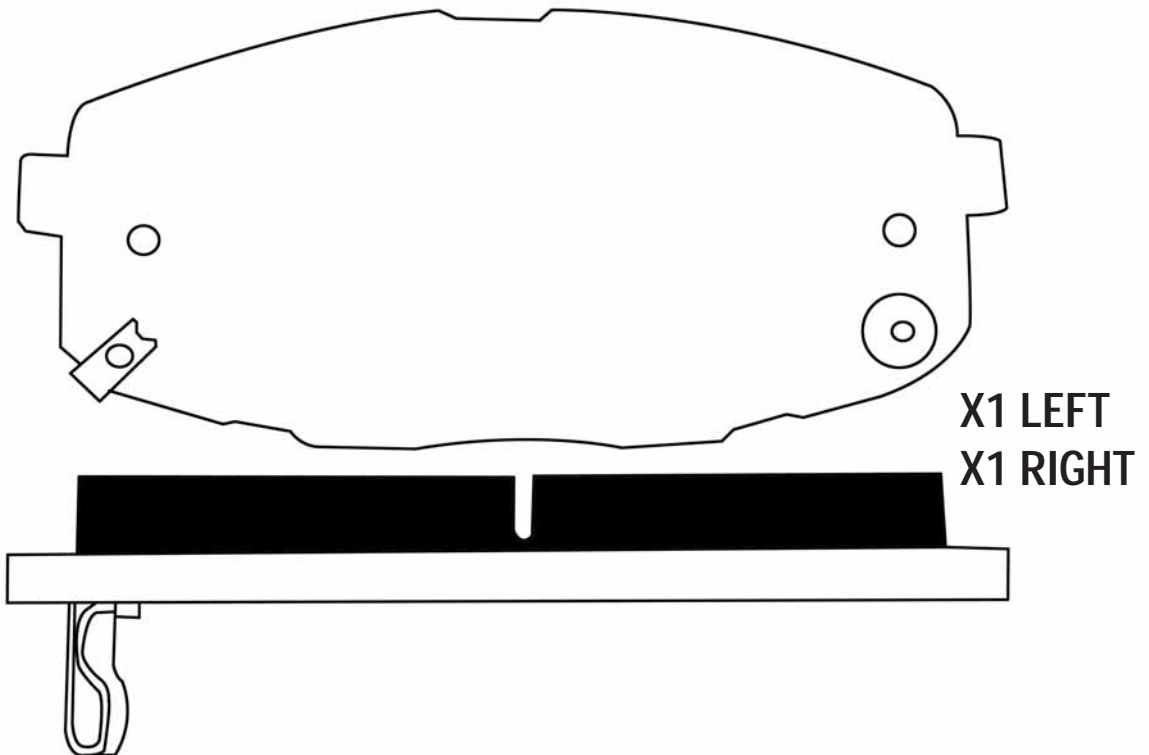
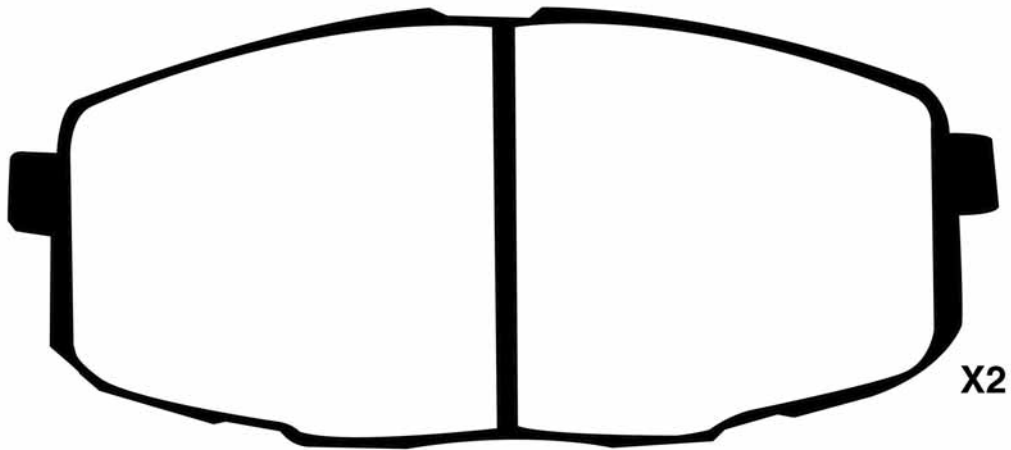
PA-K05P				WVA
	KIA	L	H	
	154,5	56,8	16,6	



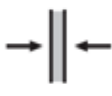


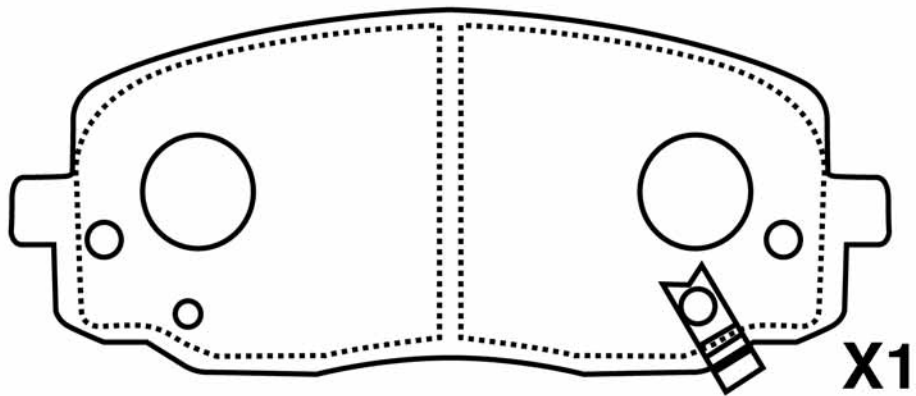
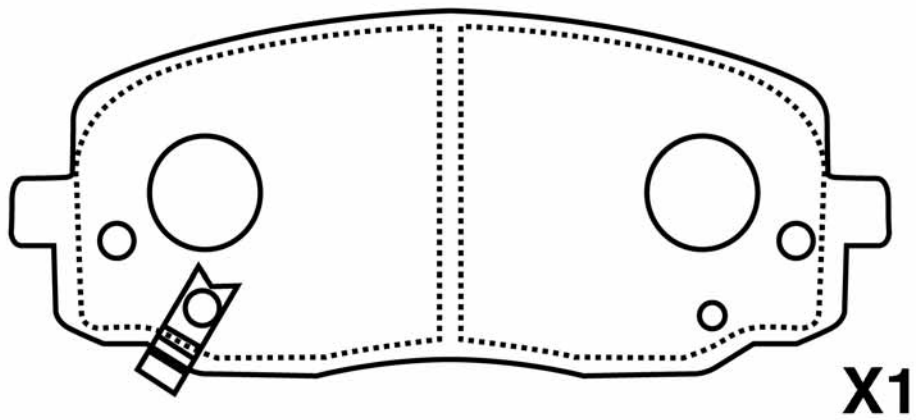
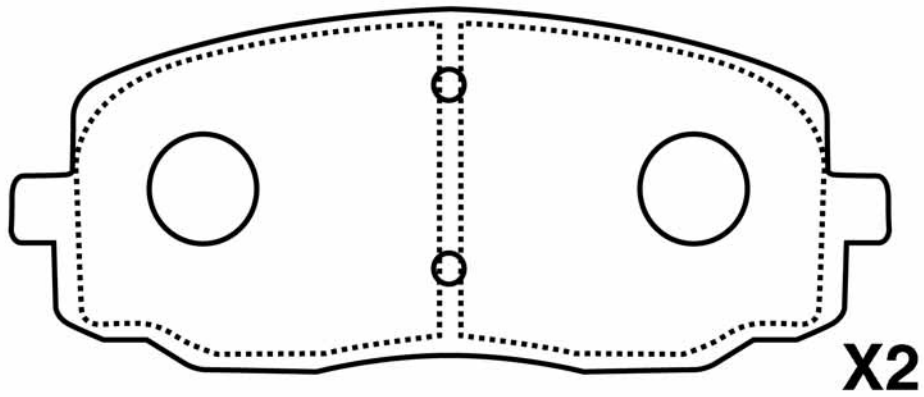
PA-K08AF				WVA
	KIA	L	H	Th
	155	60	17	24092





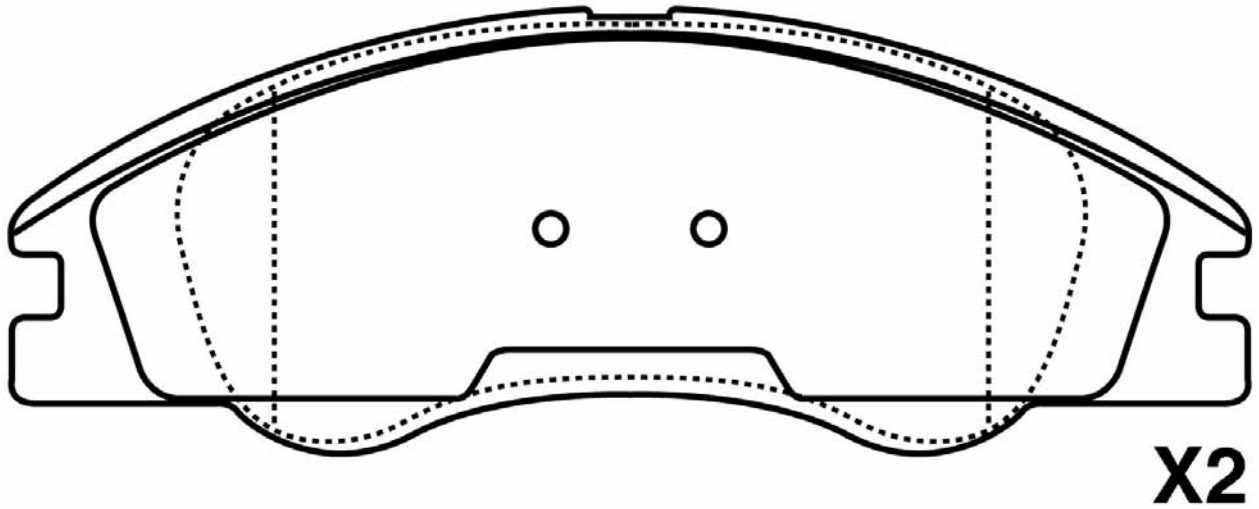
PA-K09AF HYUNDAI - KIA				WVA
	L 130	H 58,1	Th 16,7	23966




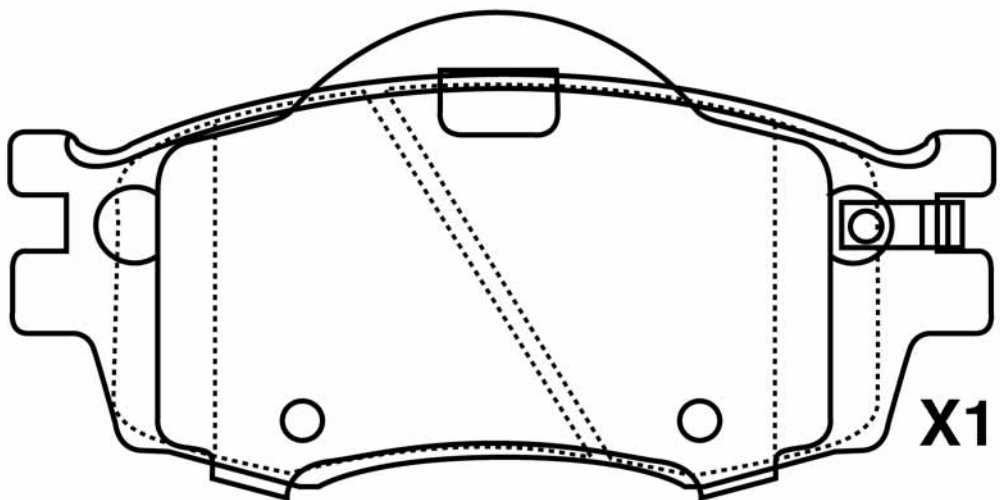
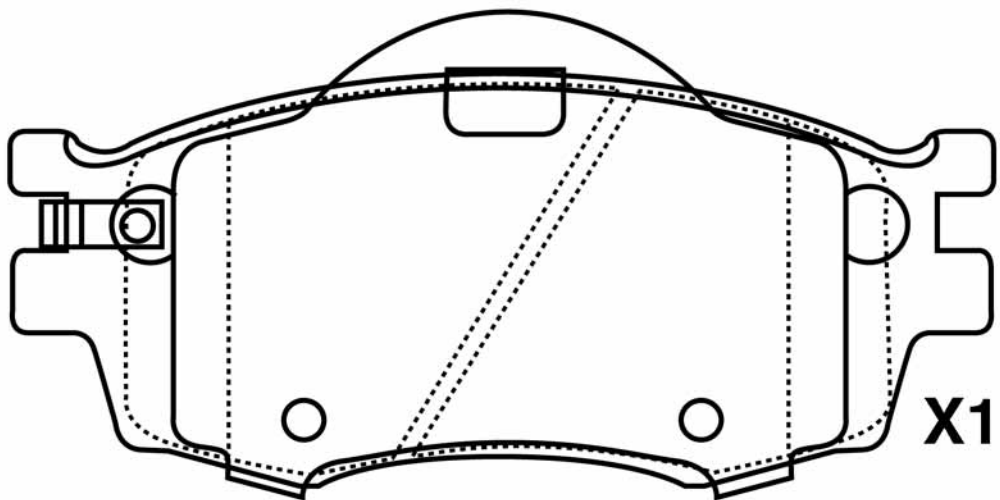
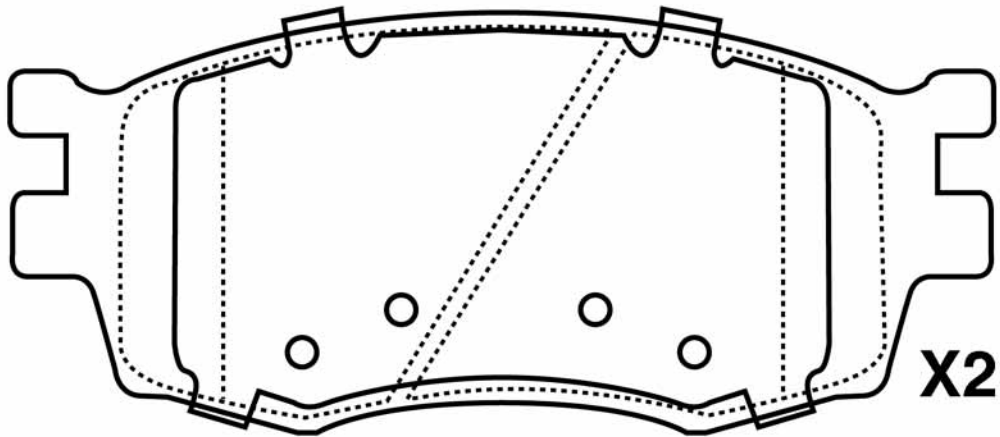
PA-K10AF KIA - HYUNDAI				WVA
	L	H	Th	
	116,2	47,8	15,8	24275

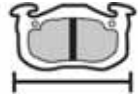

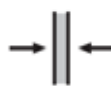


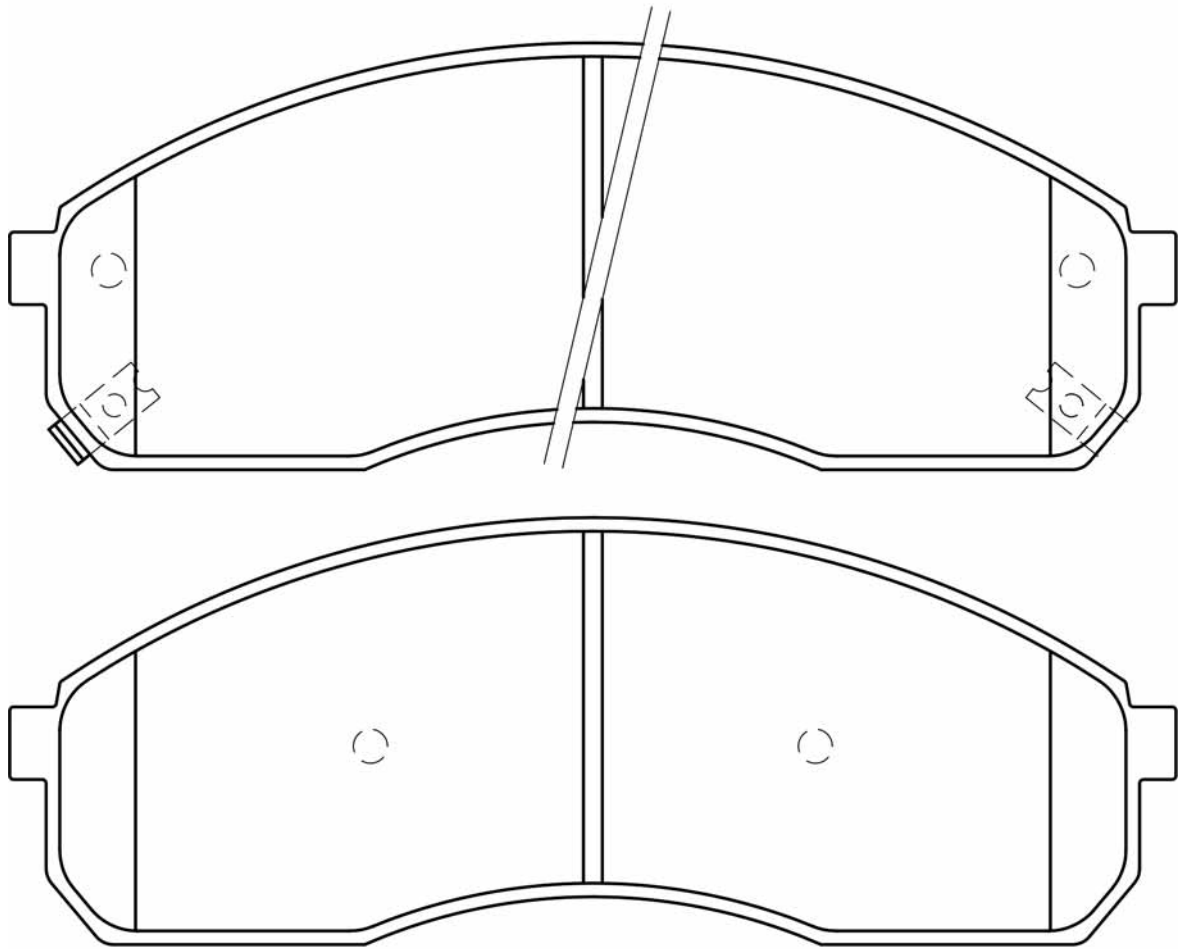
PA-K11AF				WVA
	KIA	L	H	
	165	59	17,4	24218




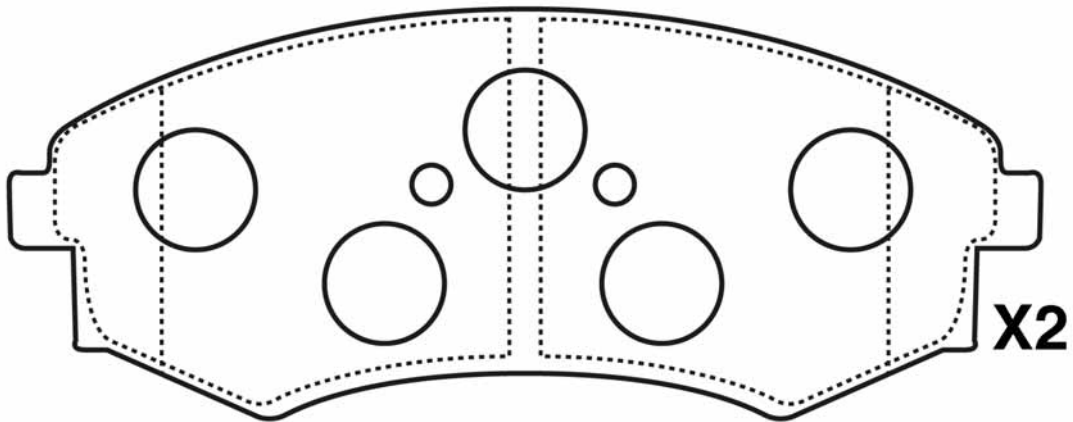
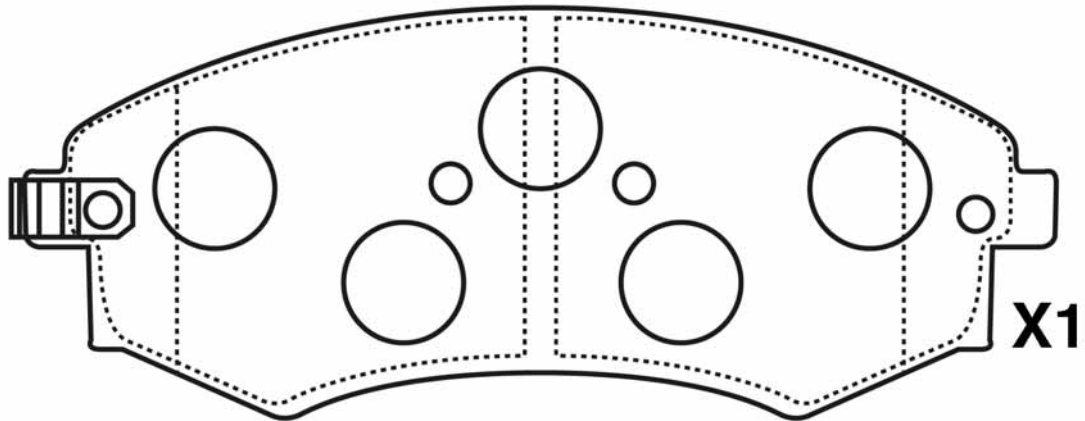
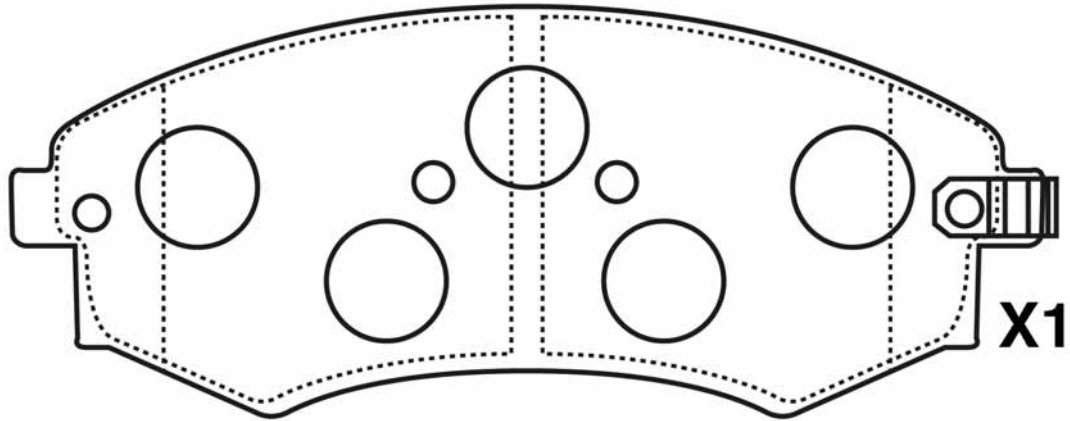
PA-K12AF				WVA
	KIA - HYUNDAI	L 130	H 56	Th 17,7
				24317



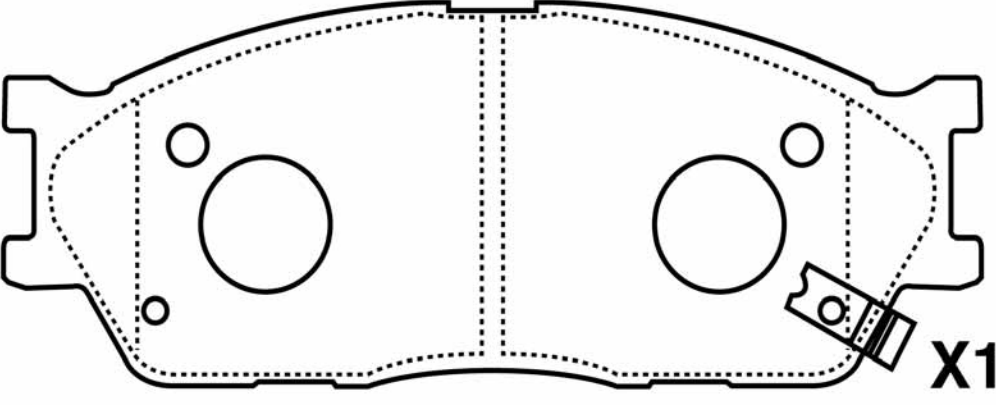
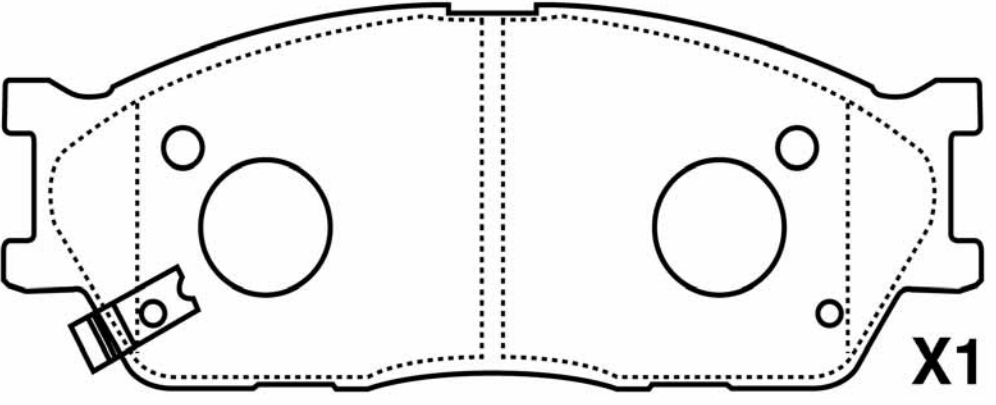
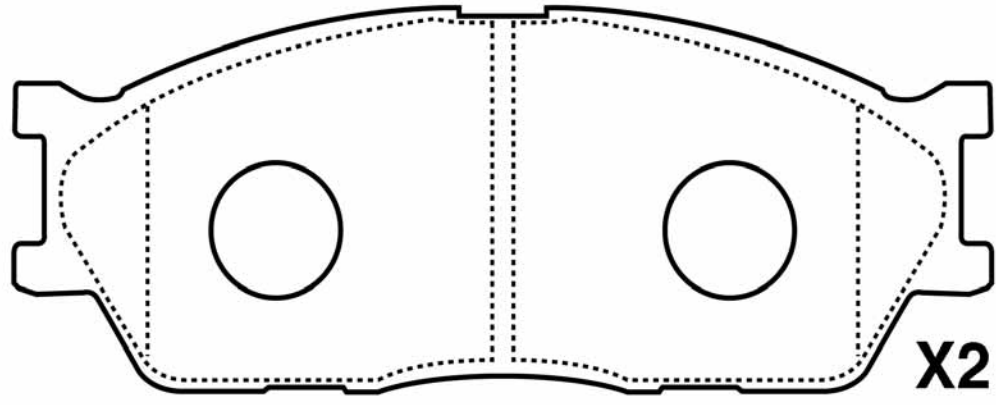
PA-K13AF				WVA
	KIA	L	H	
	154,5	56,8	16,6	




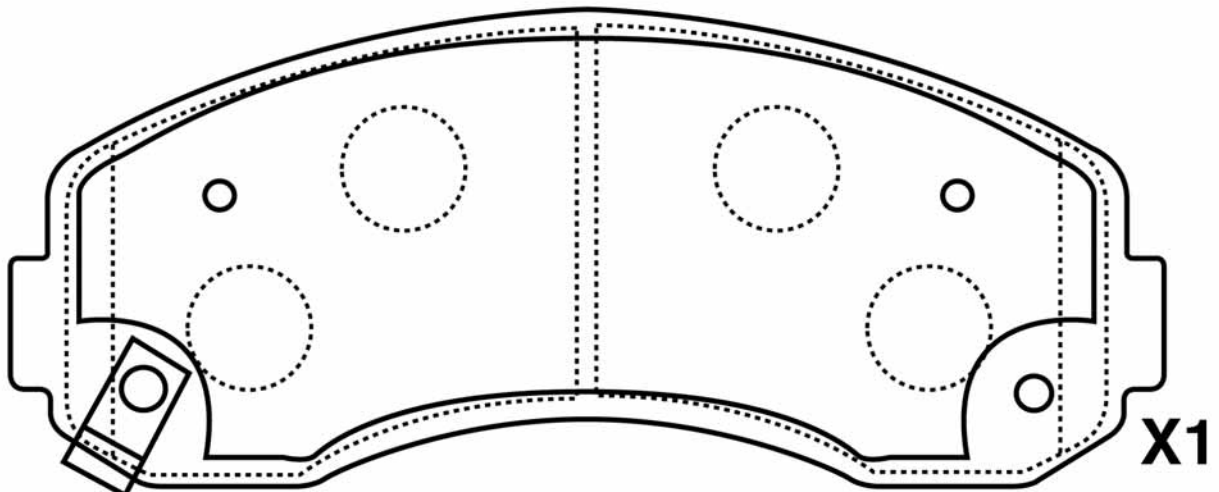
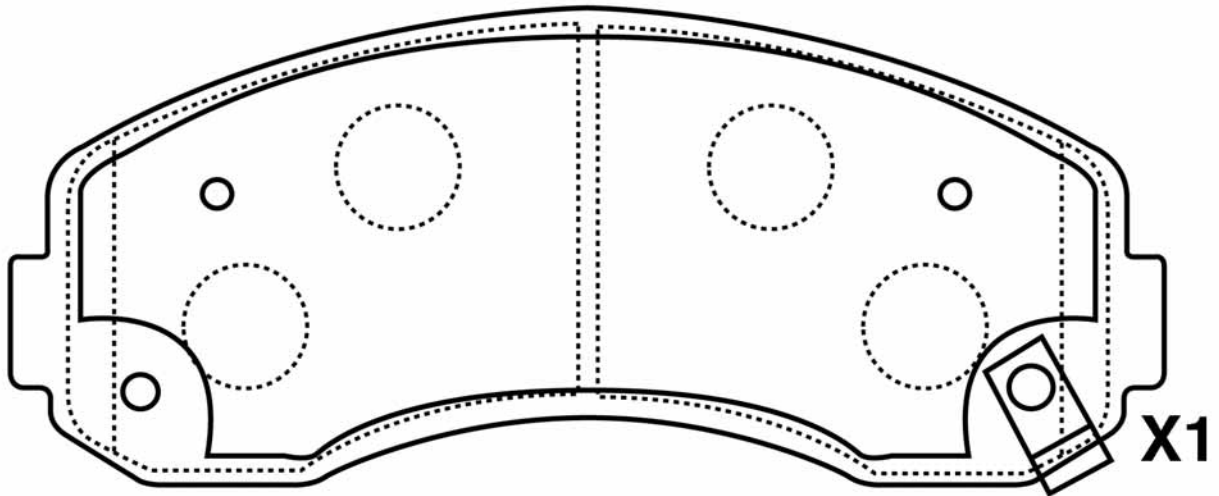
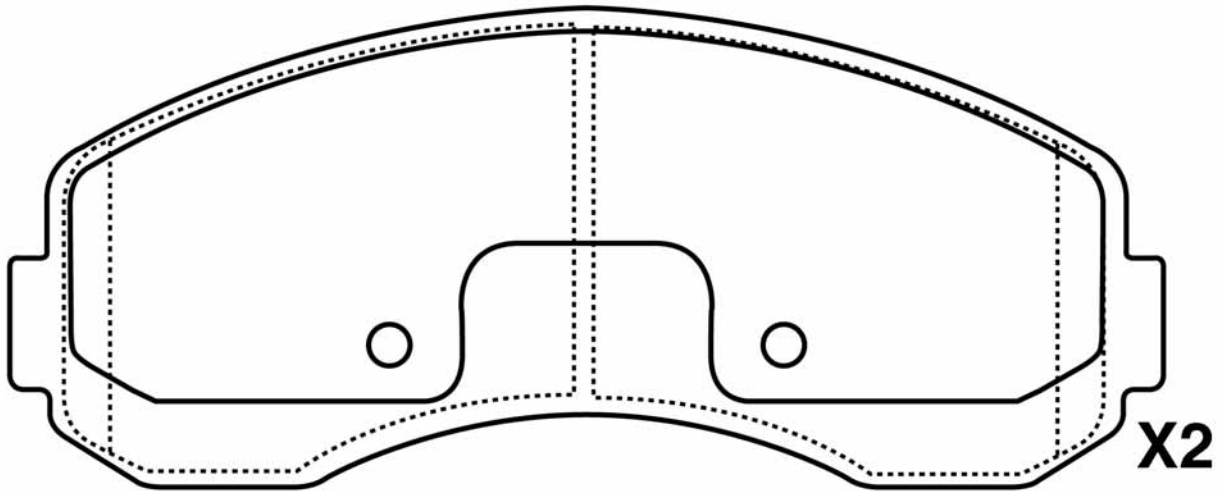
PA-K14AF KIA - HYUNDAI - SSANGYONG				WVA
	L 137	H 54	Th 17,2	21725



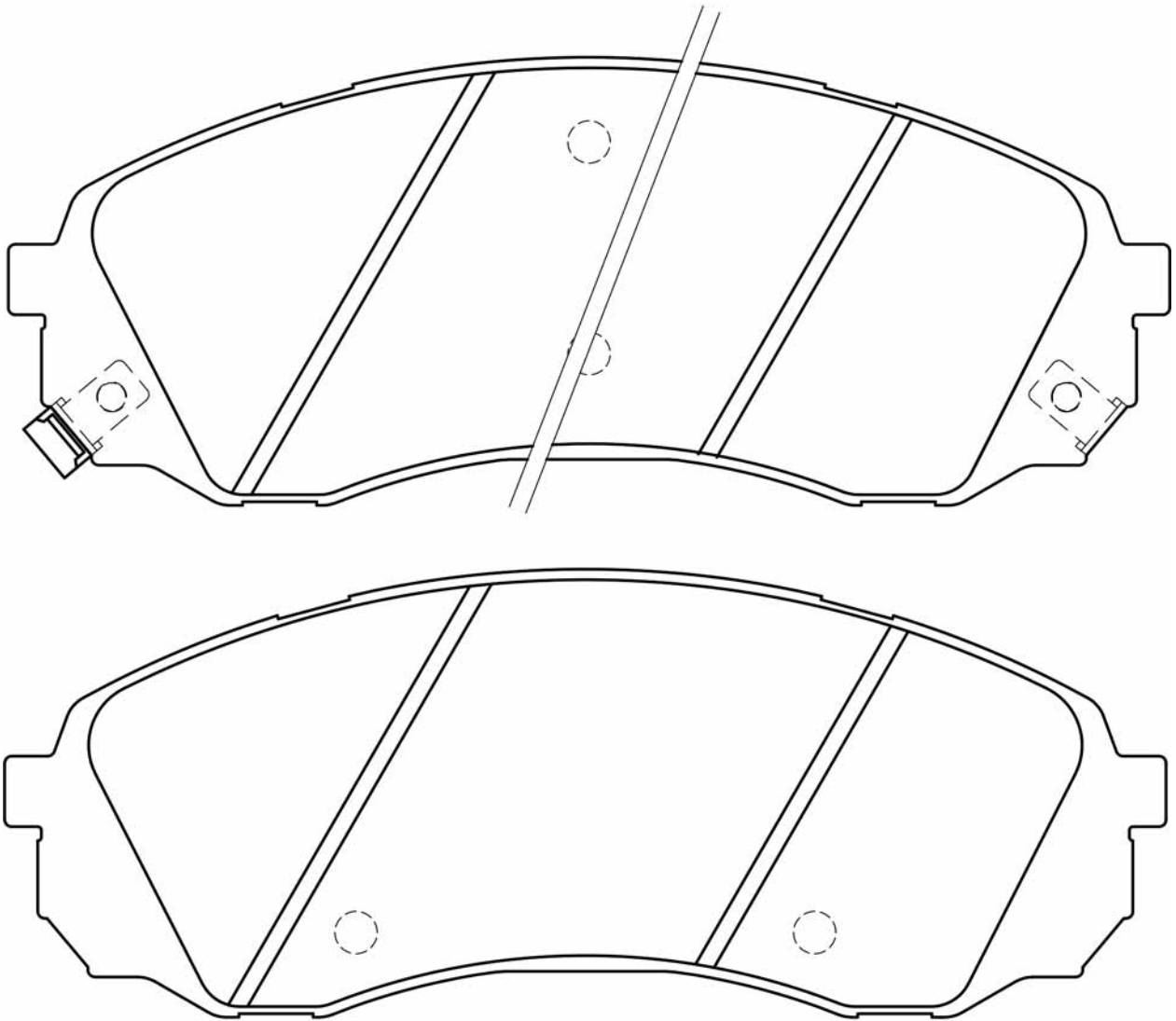
PA-K17AF				WVA
	KIA	L 129	H 52	
				23873

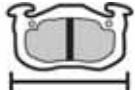




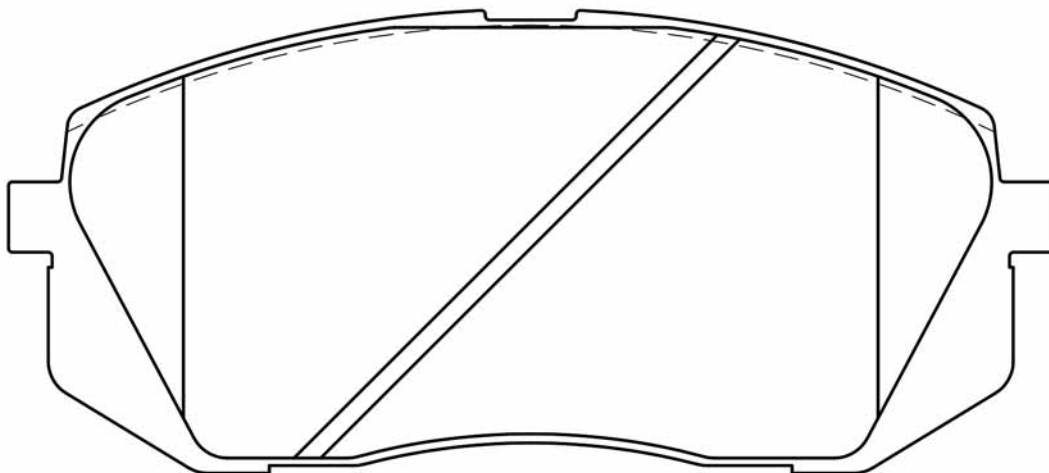
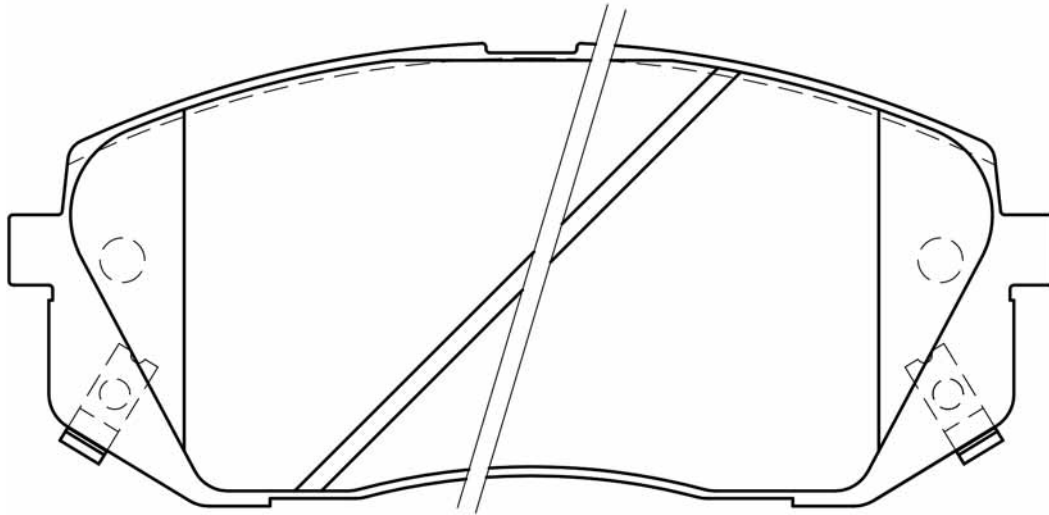
PA-K18AF				WVA
	ASIA MOTORS - KIA	L	H	
	153,8	63,7	15,5	






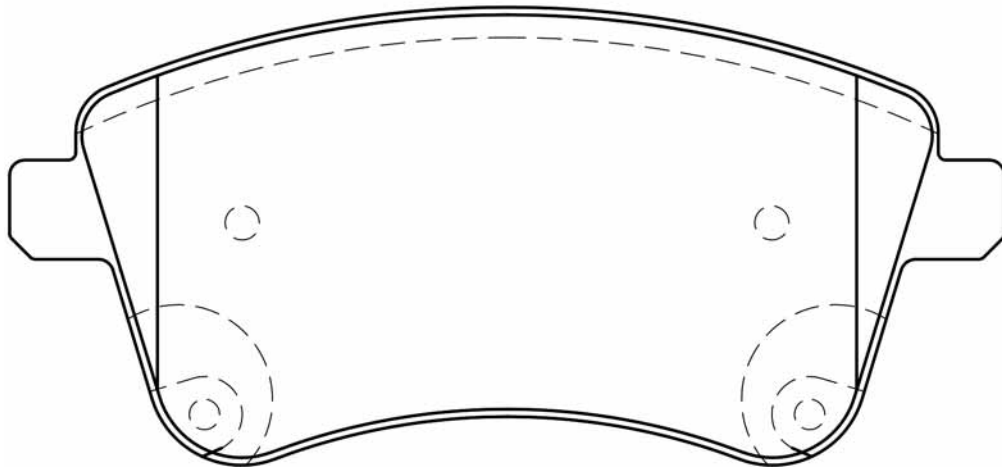
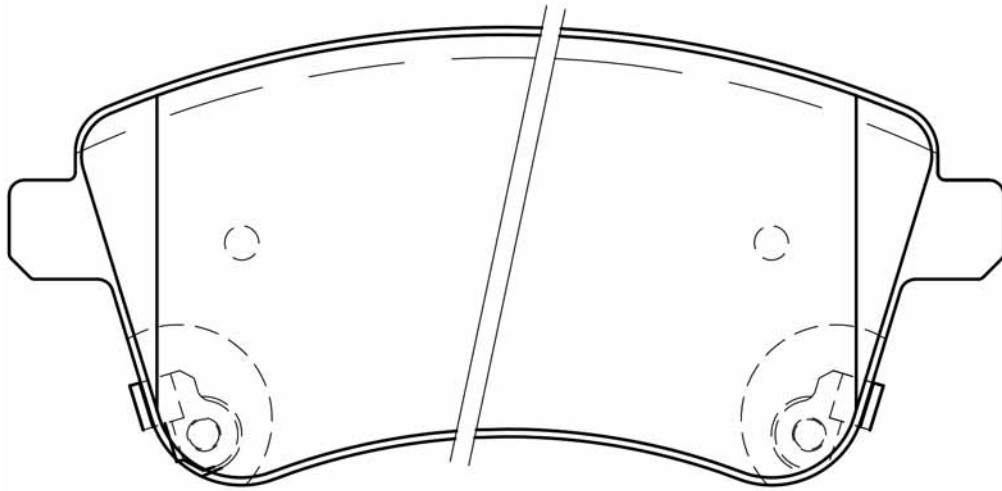
PA-K19AF HYUNDAI - KIA				WVA 24597
	L 164,8	H 63,5	Th 17,5	

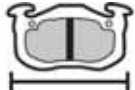




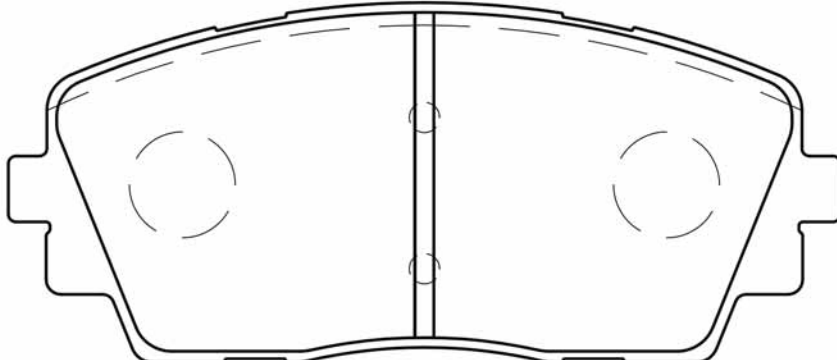
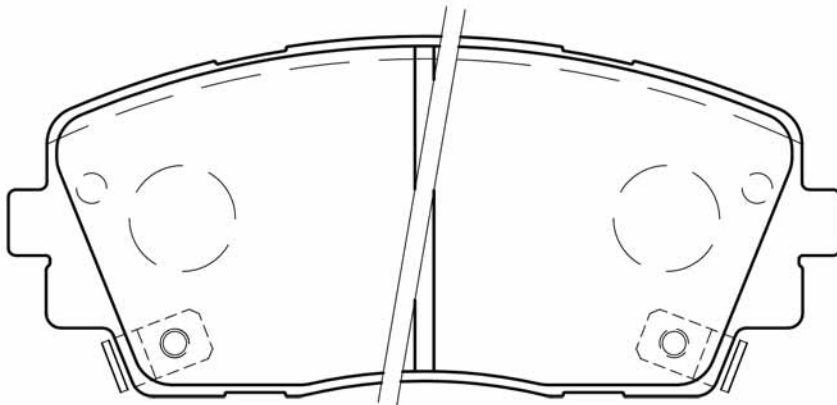
PA-K20AF KIA - HYUNDAI				WVA
	L 137,8	H 60	Th 16,8	24501




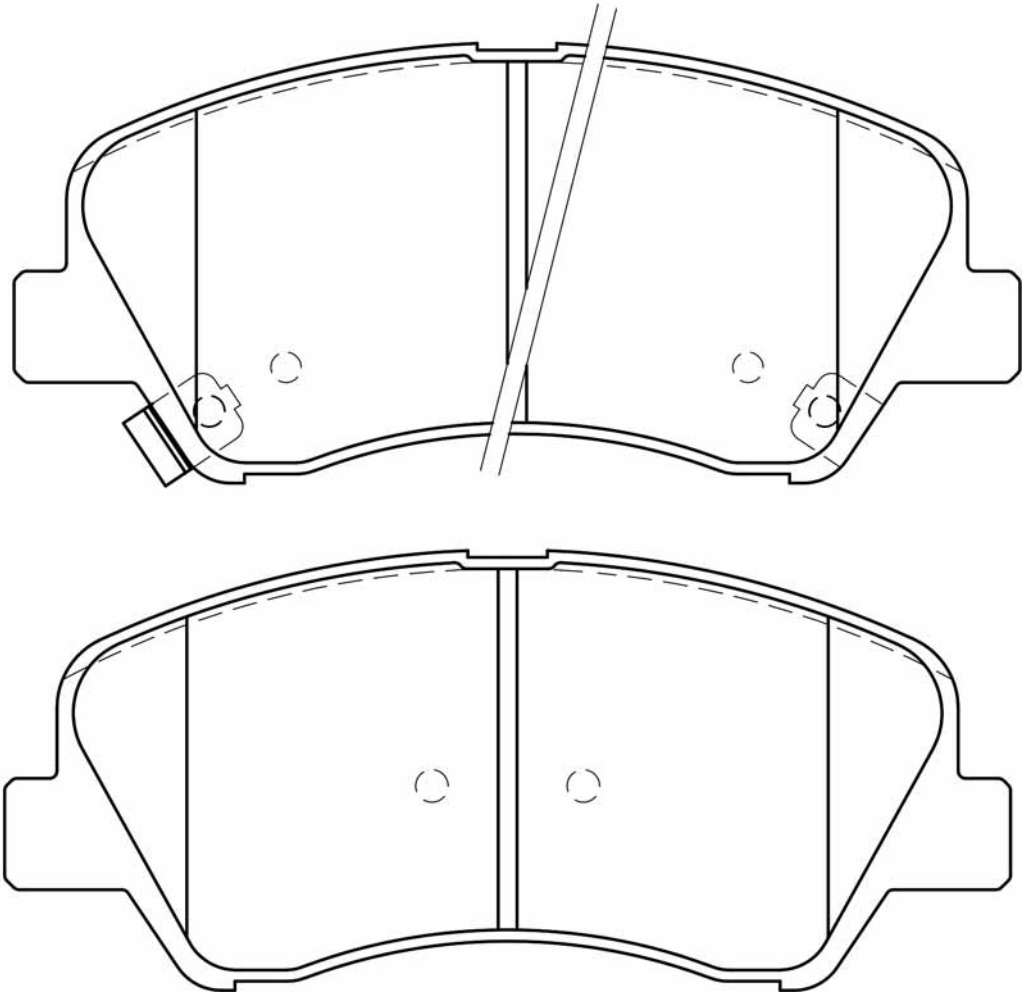
PA-K22AF				WVA
	KIA	L	H	
	132	61	19	25184

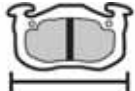




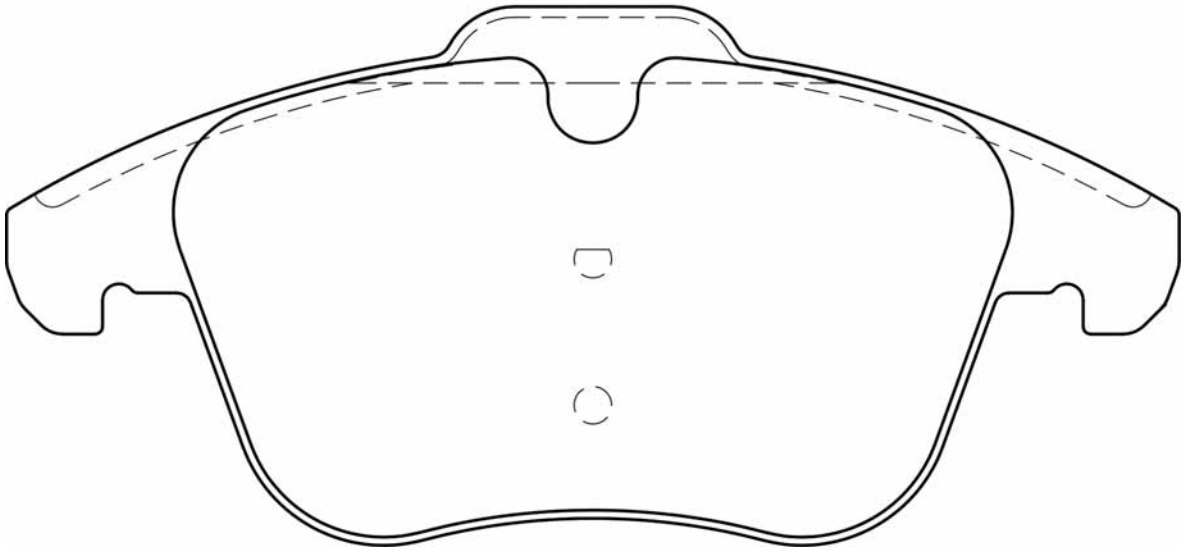
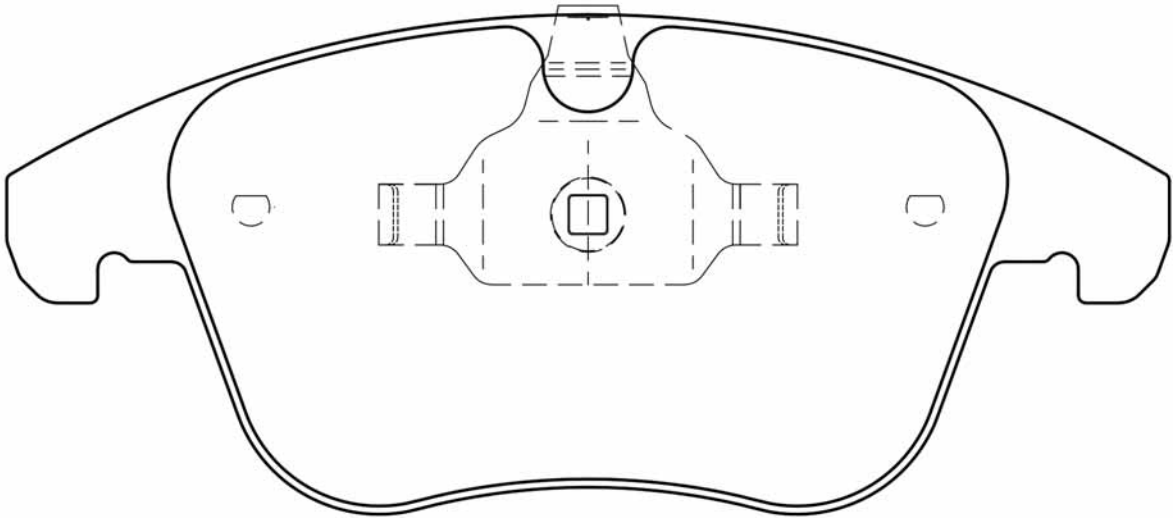
PA-K23AF						WVA
	KIA	L	H	Th		
	110	47	17			






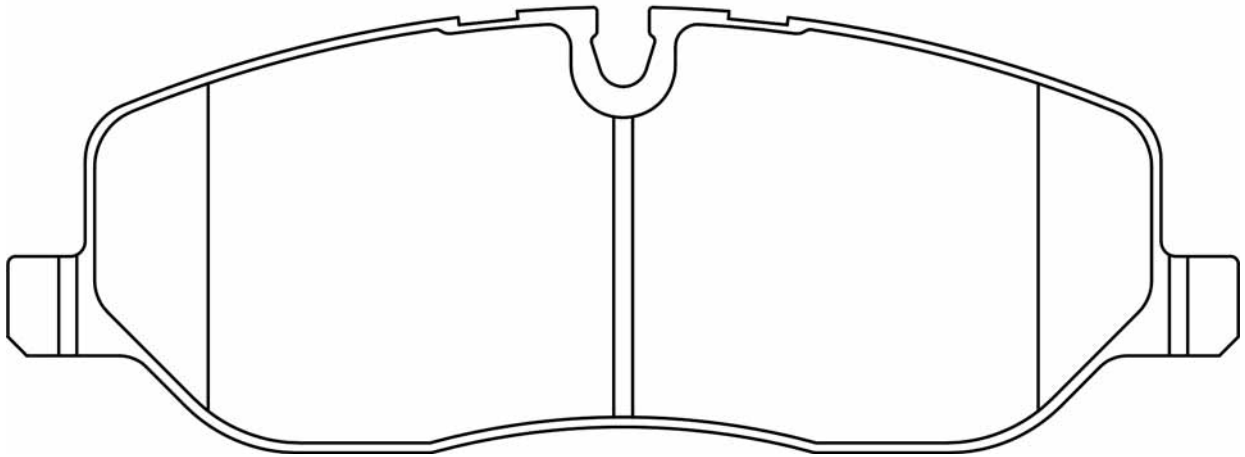
PA-K24AF				WVA
	KIA	L	H	
	133	58	18	




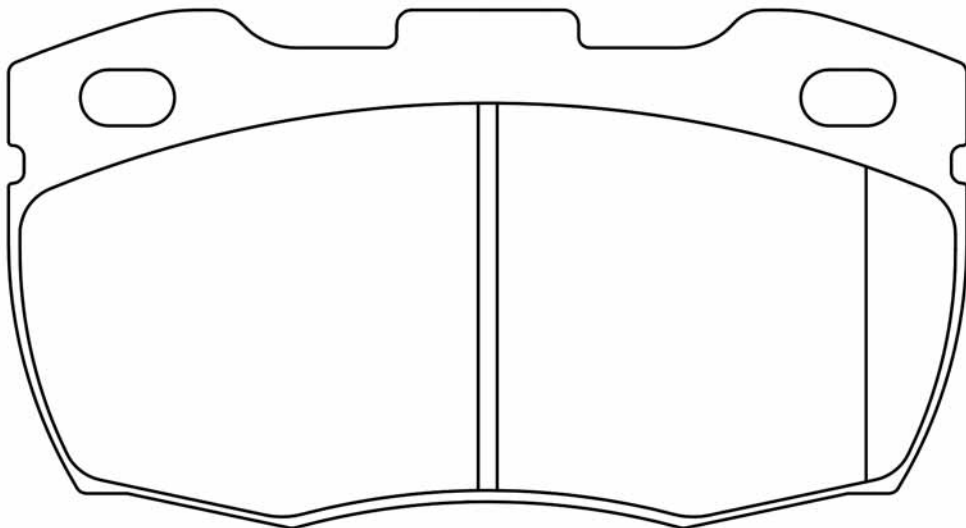
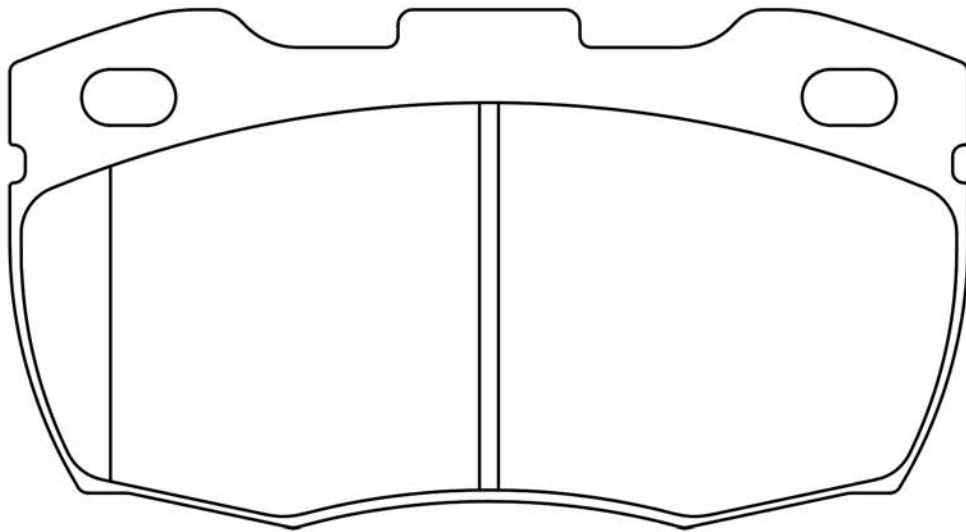
PA-L00AF LAND ROVER	  		WVA
	L	H	
	155/156,5	72/66,5	20






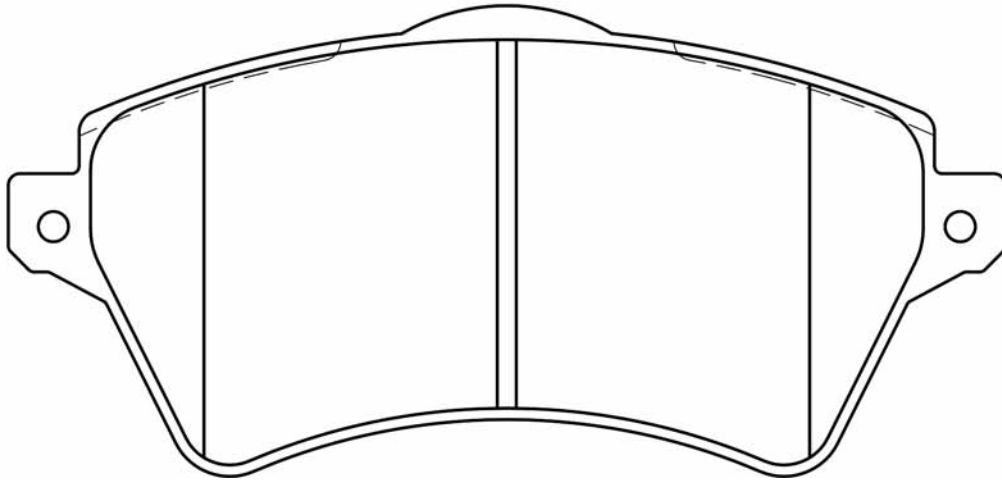
PA-L01AF LAND ROVER				WVA
	L	H	Th	
	163	58	18	24191

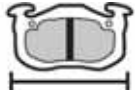




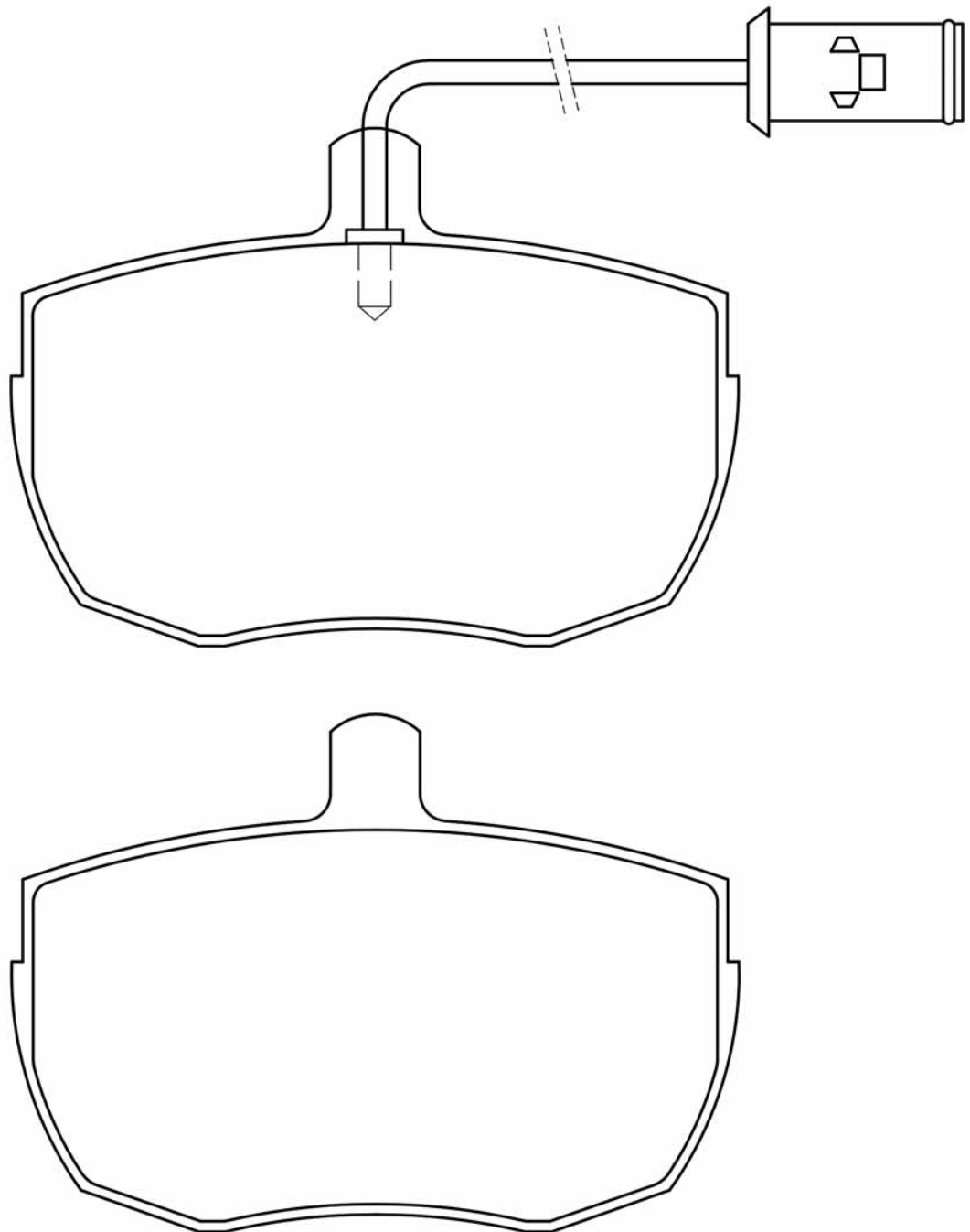
PA-L02AF LAND ROVER				WVA 21519
	L 126,5	H 69	Th 18	






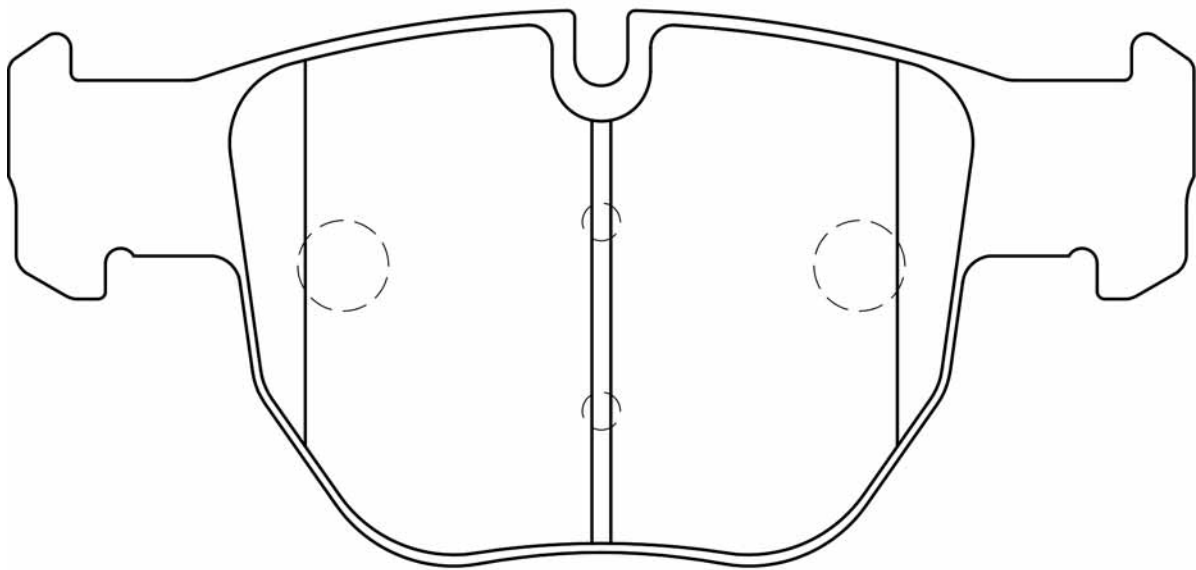
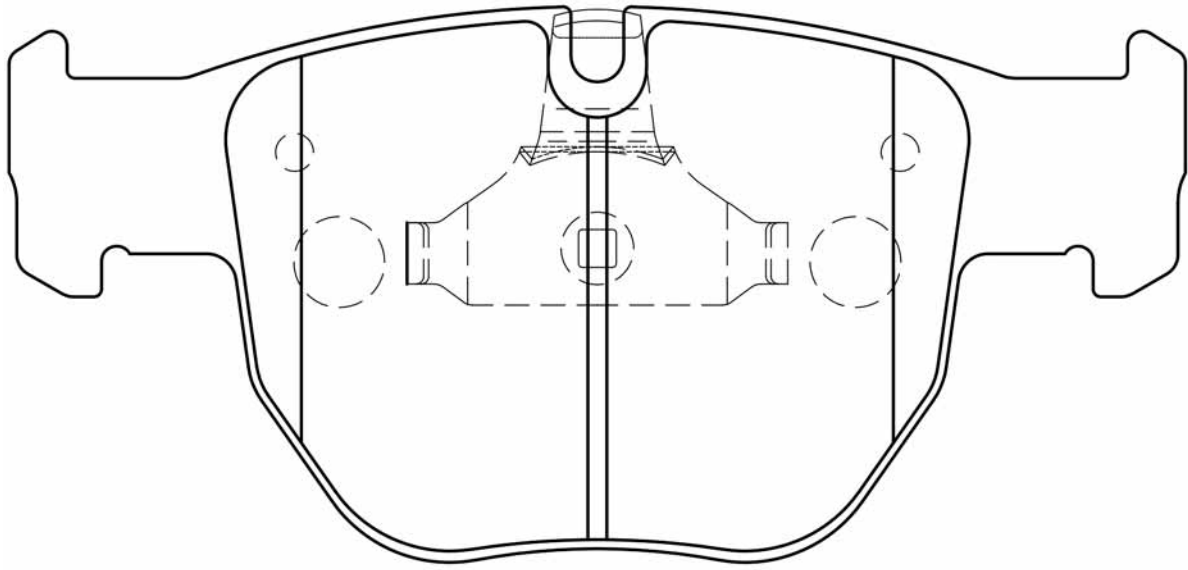
PA-L03AF LAND ROVER				WVA
	L	H	Th	
	131,5	62	18,3	23615





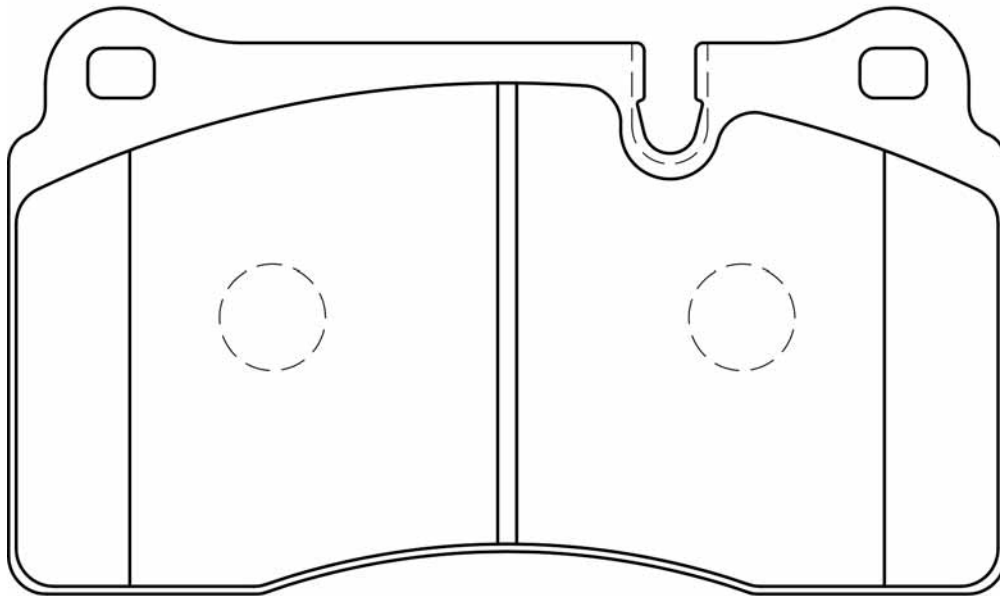
PA-L04AF LAND ROVER				WVA
	L	H	Th	
	105	75	19	21160

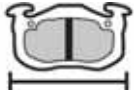




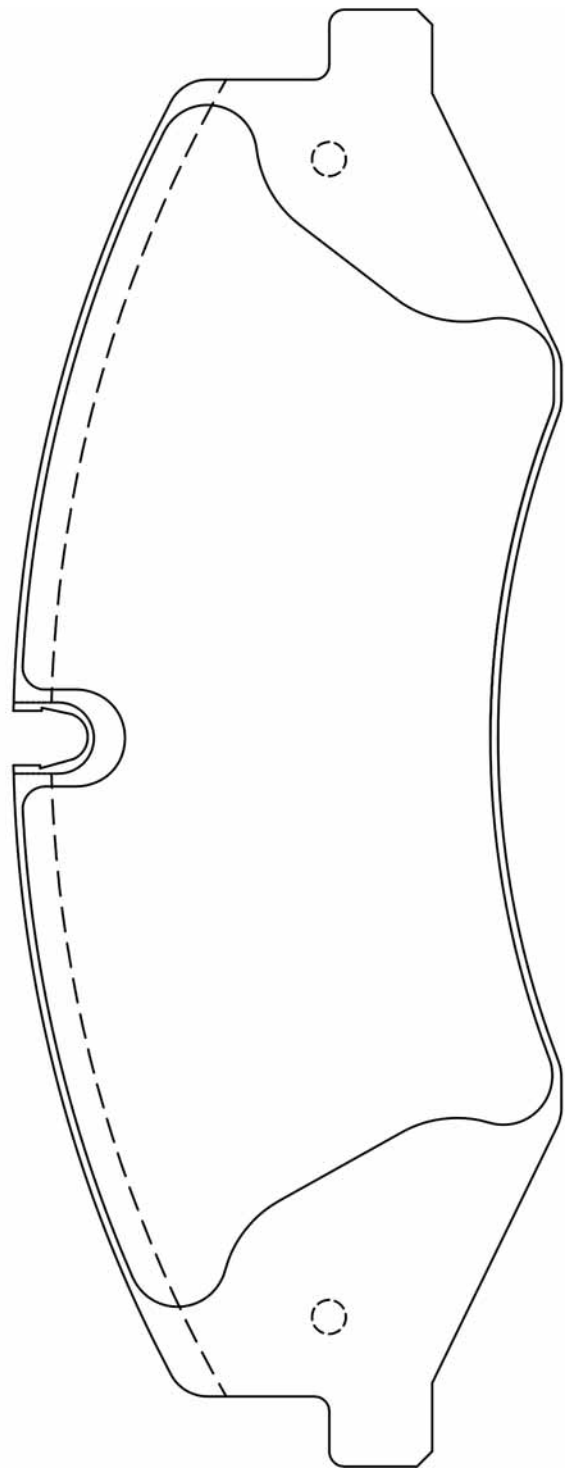
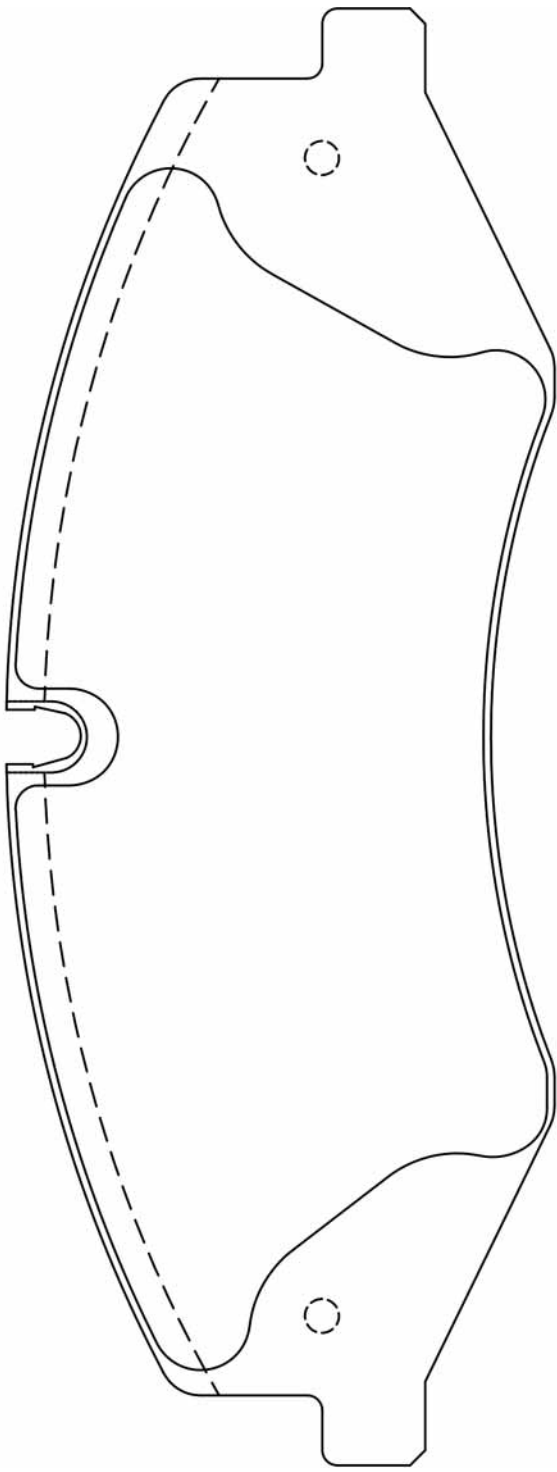
PA-L05AF LAND ROVER				WVA 23397
	L 156,5	H 73,5	Th 19	

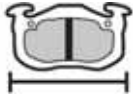




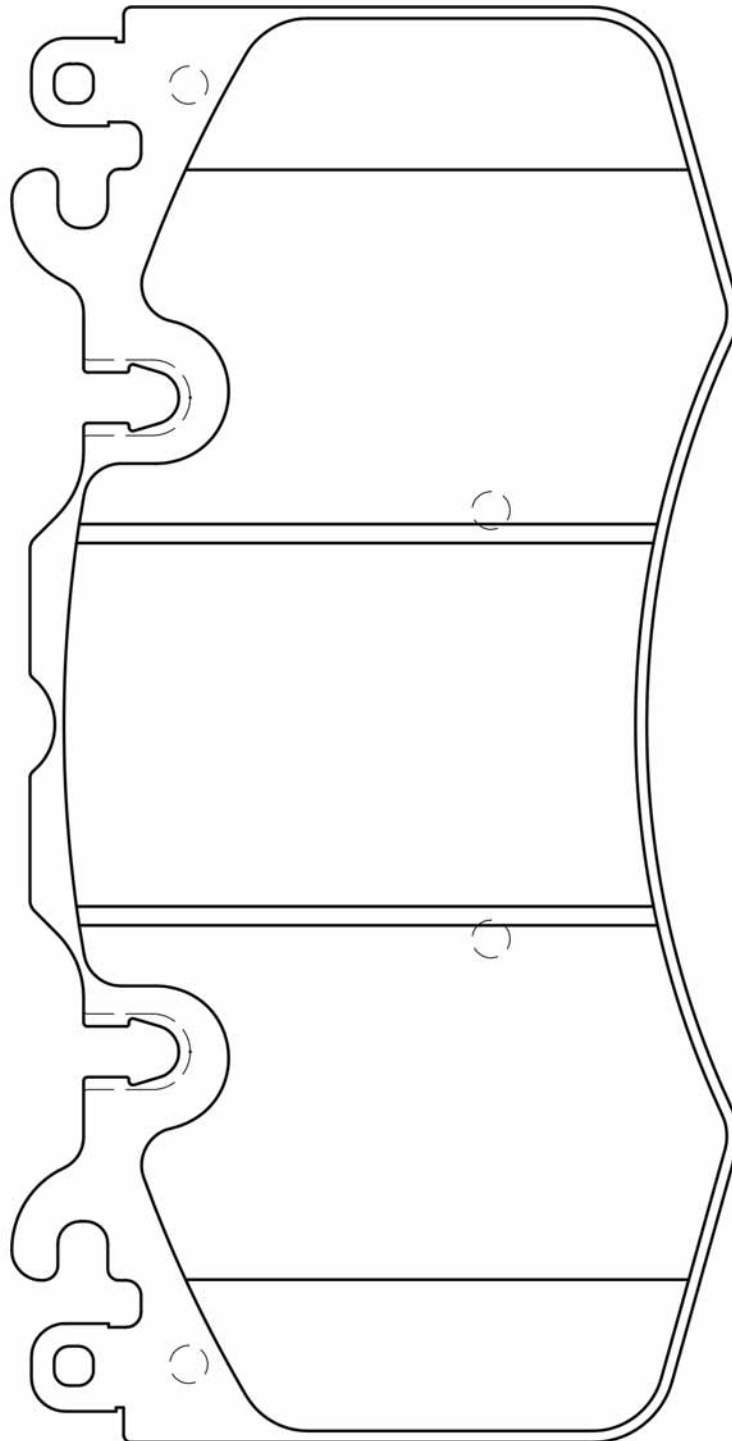
PA-L06AF LAND ROVER				WVA
	L 132	H 77,5	Th 17,5	20217

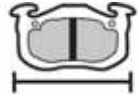

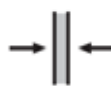


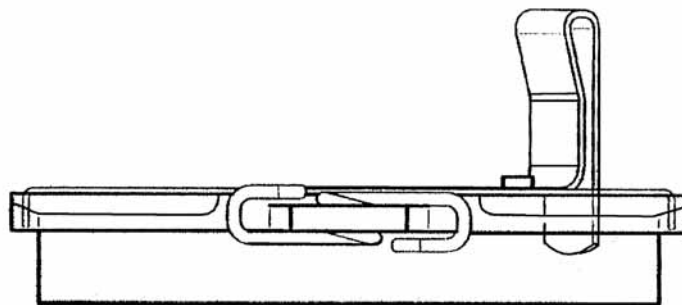
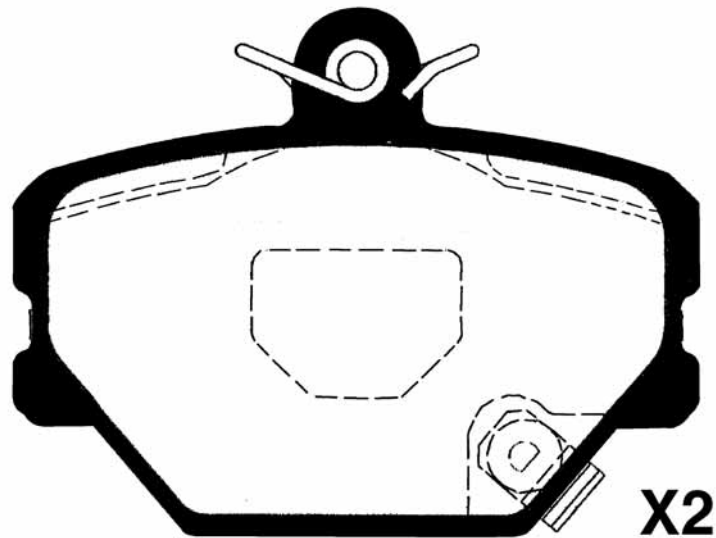
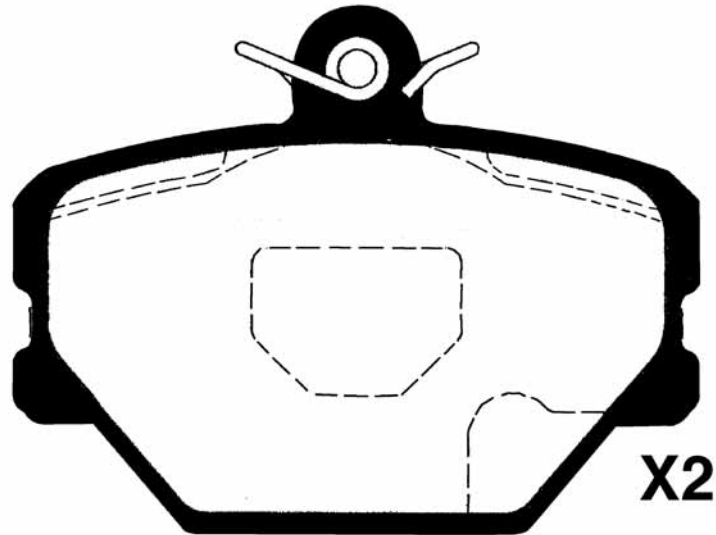
PA-L07AF LAND ROVER				WVA
	L	H	Th	
	192,5	72	17,8	25021



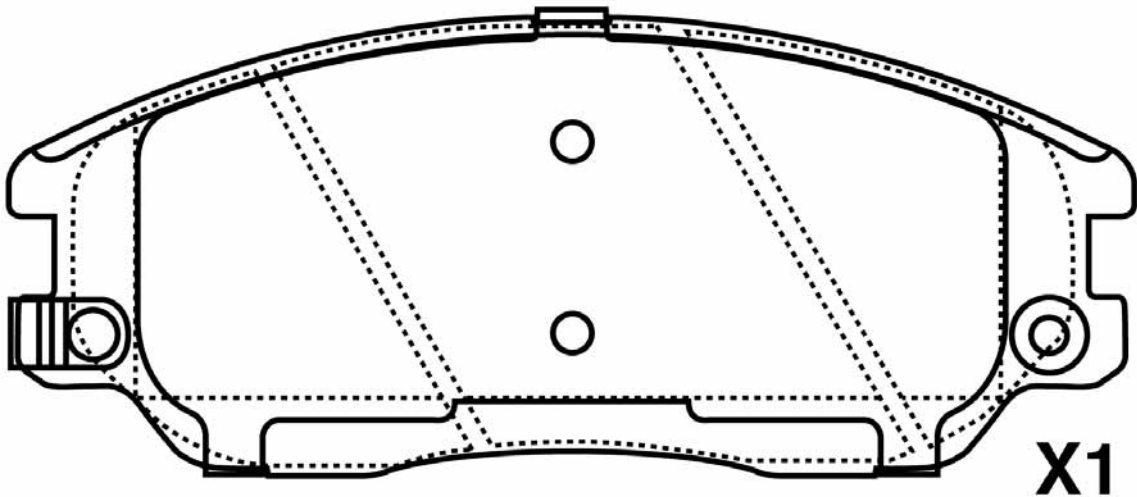
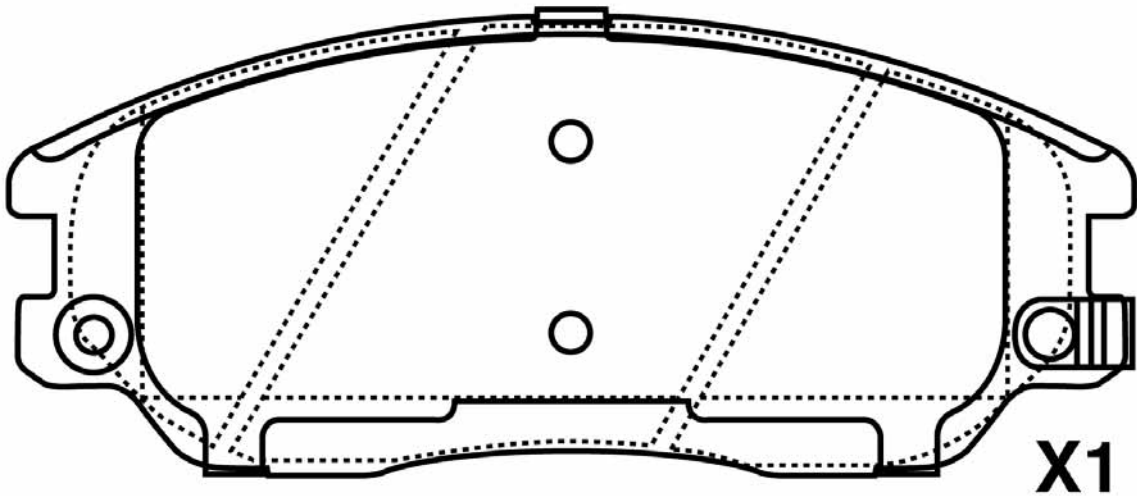
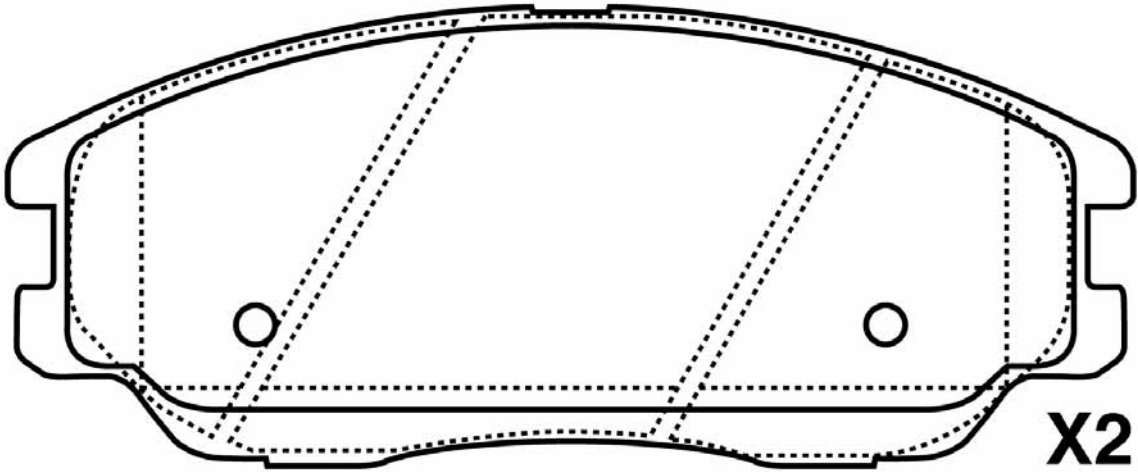
PA-L08AF LAND ROVER				WVA
	L	H	Th	
	190	95,5	17,5	24659



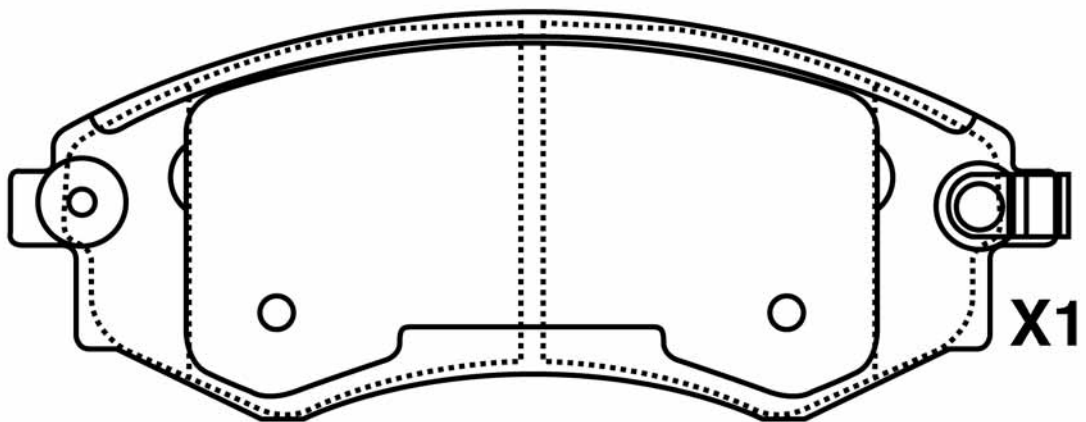
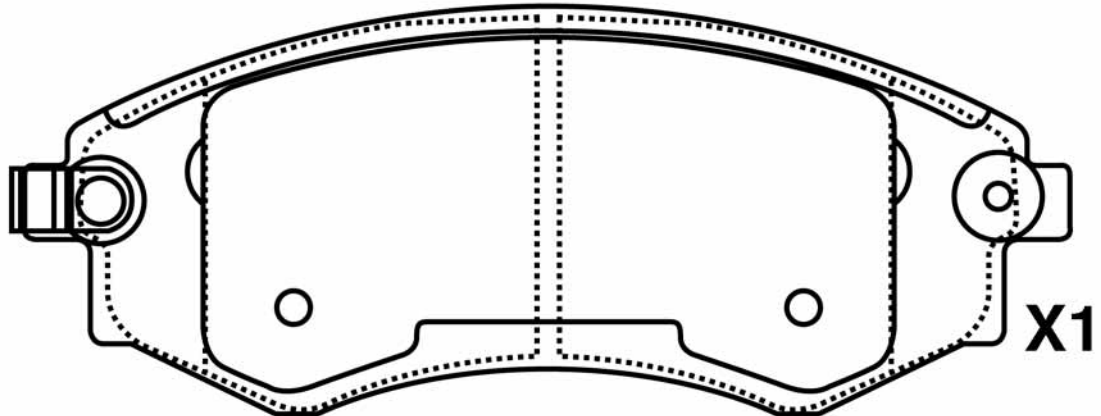
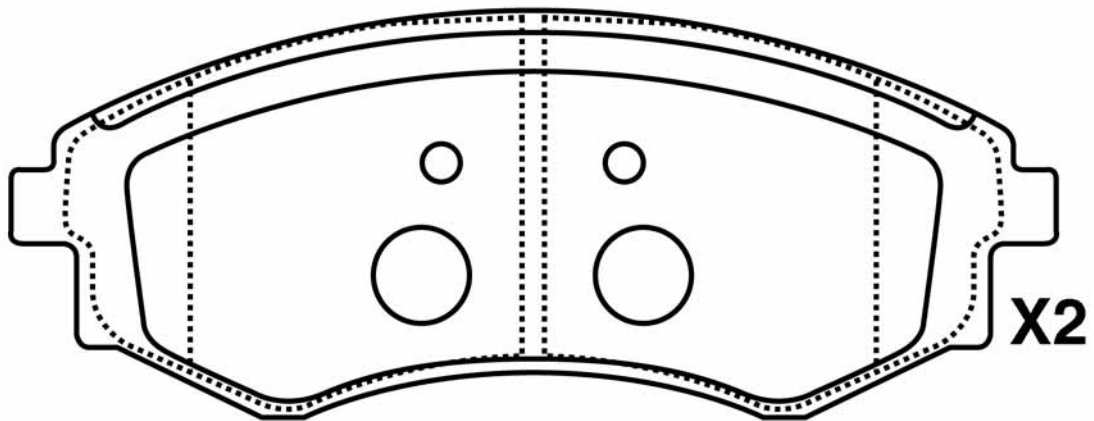
PA-M00AF SMART				WVA
	L	H	Th	
	90,2	70	14,9	21999

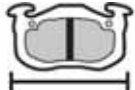




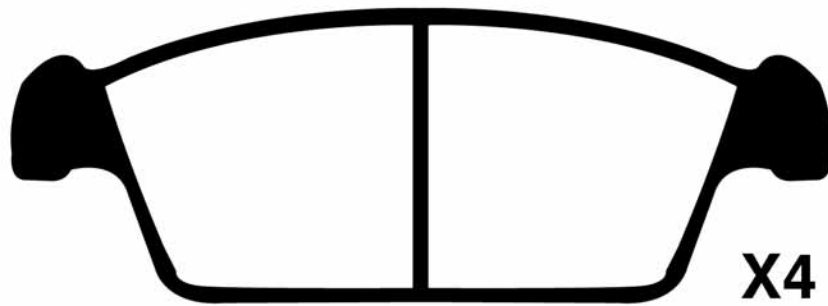
PA-S01AF SSANGYONG - HYUNDAI				WVA
	L 149	H 60,9	Th 17	23726






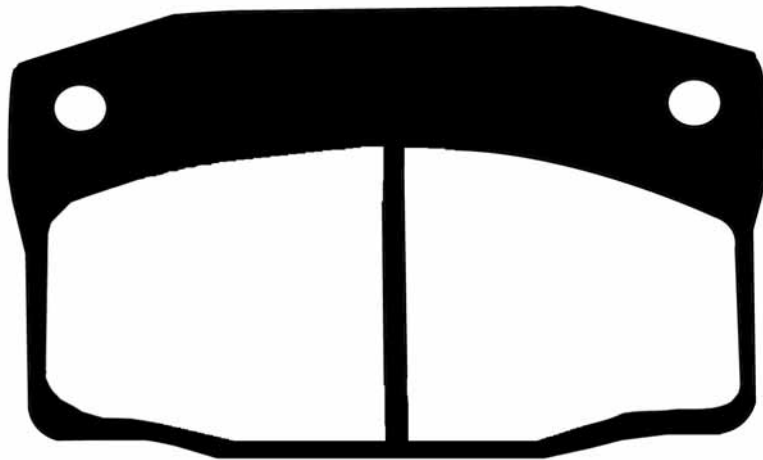
PA-S02AF SSANGYONG - HYUNDAI - DAEWOO				WVA
	L	H	Th	
	137,3	54,5	16	



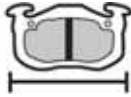


PA-W00AF DAEWOO	  		WVA
	L 108,5	H 39	

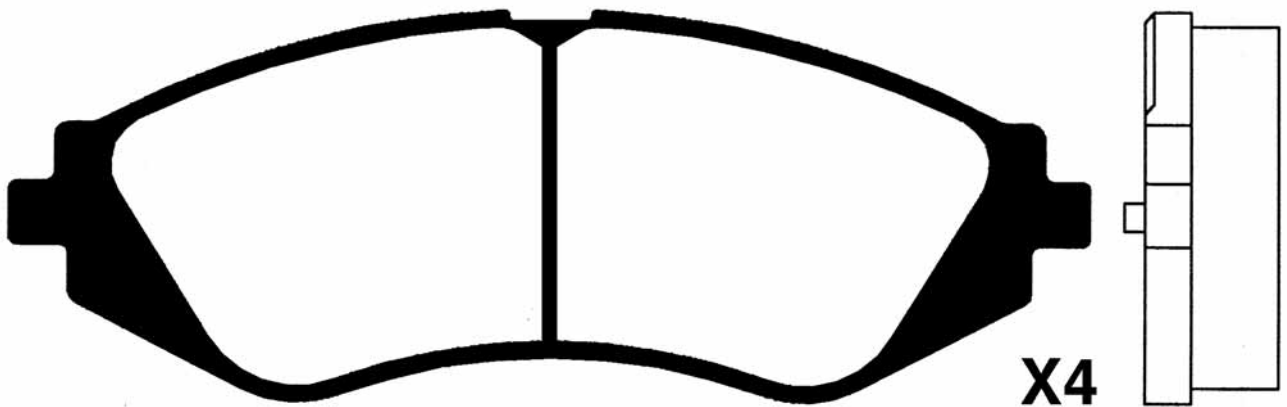





PA-W02AF DAEWOO				WVA
	L 100,2	H 59	Th 15,9	

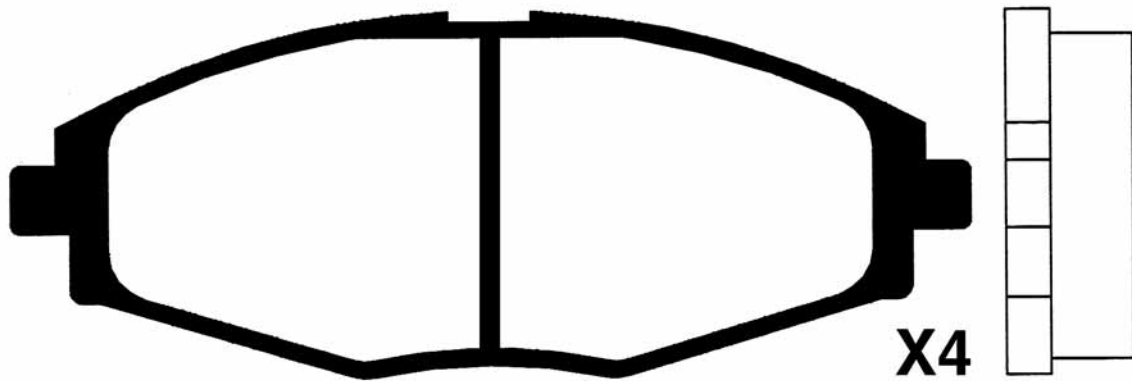


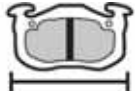


X4

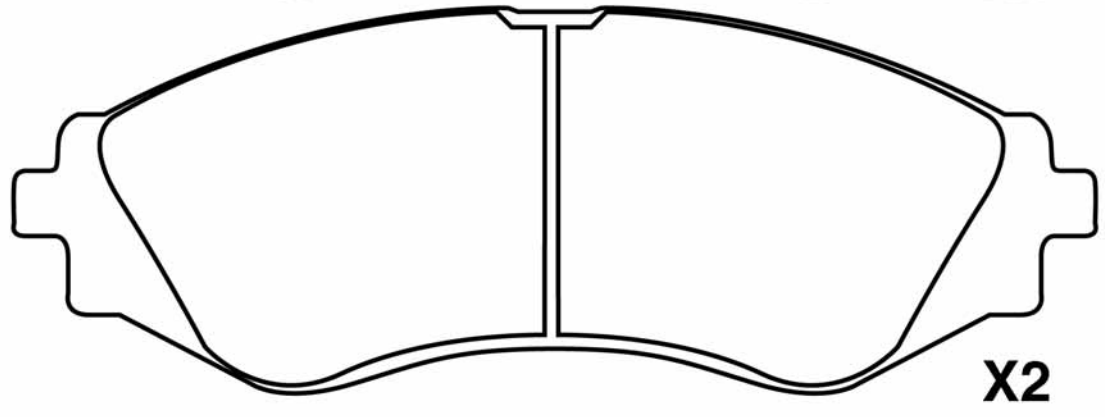
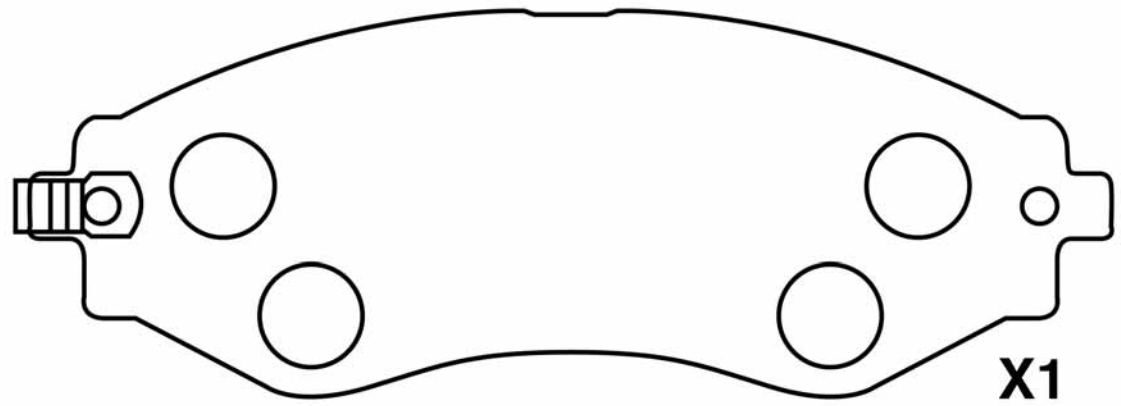
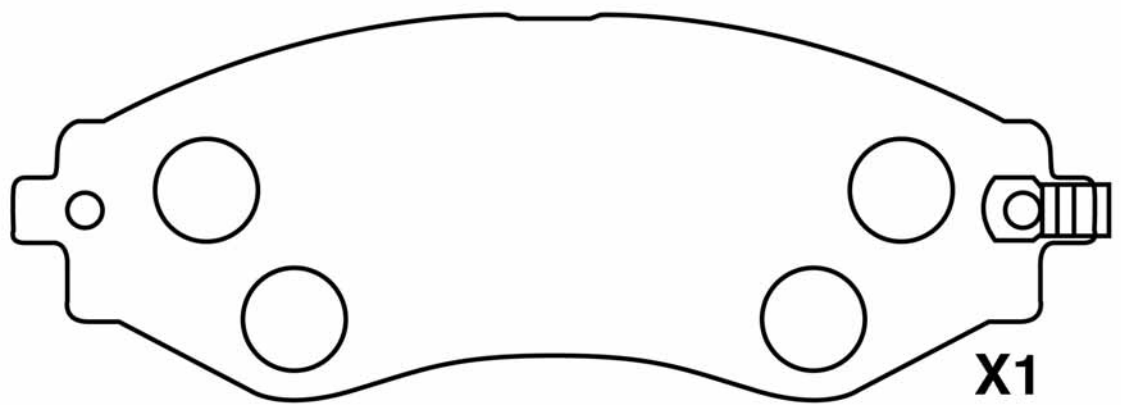
PA-W03AF CHEVROLET - DAEWOO							WVA 23235
	L 142,6	H 50,8	Th 16,8				



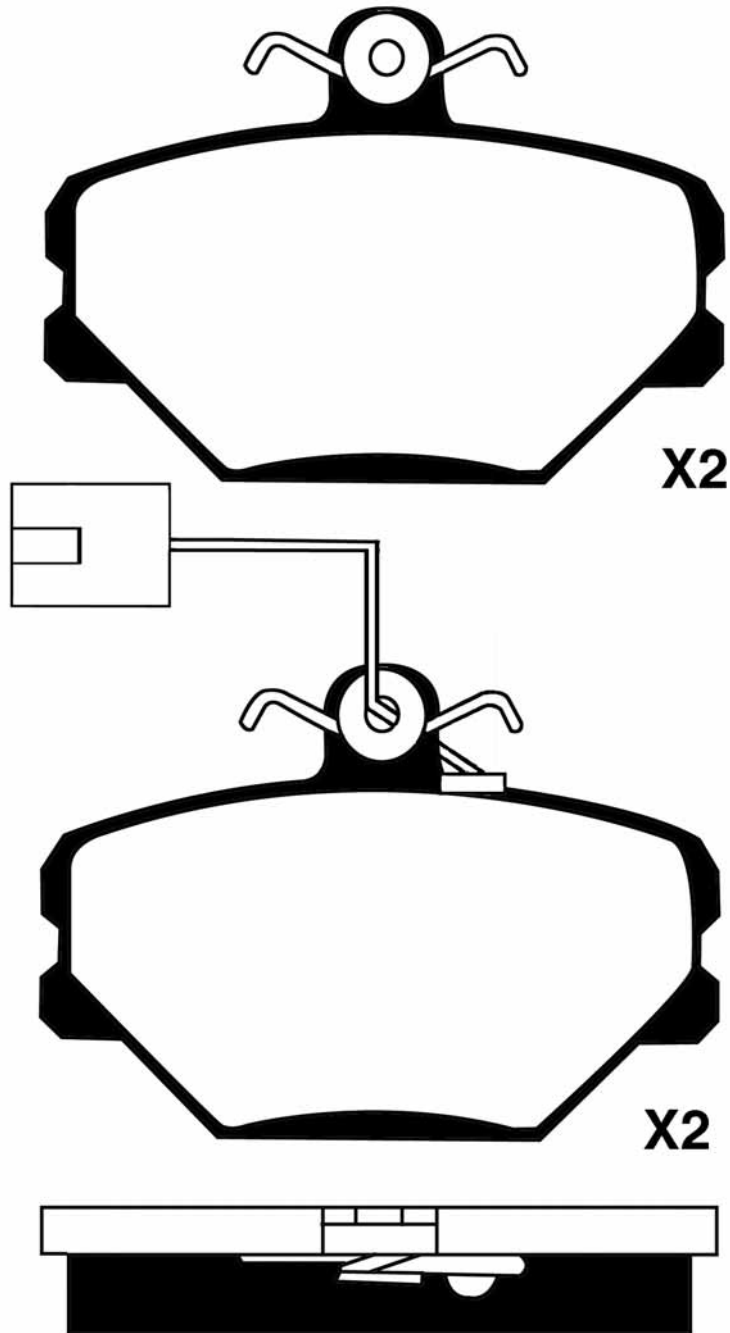
PA-W04AF DAEWOO - CHEVROLET				WVA
	L	H	Th	23241
	126,8	48	15,9	






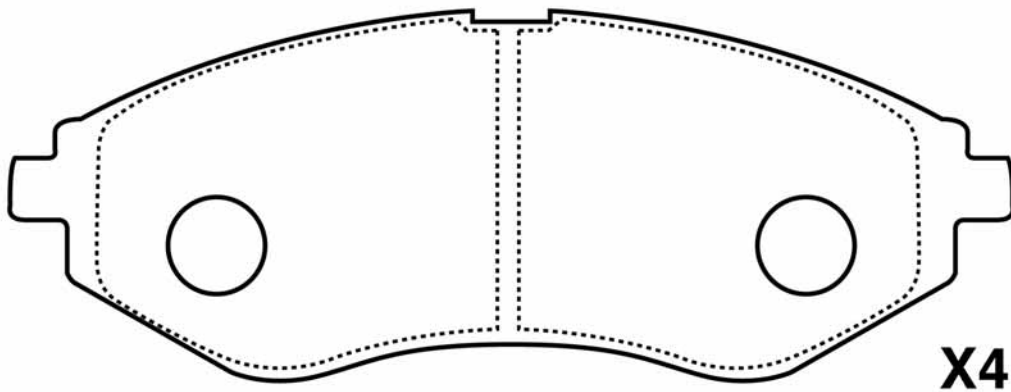
PA-W05AF						WVA
	CHEVROLET - DAEWOO	L	H	Th		
	143,2	51,5	16,8			



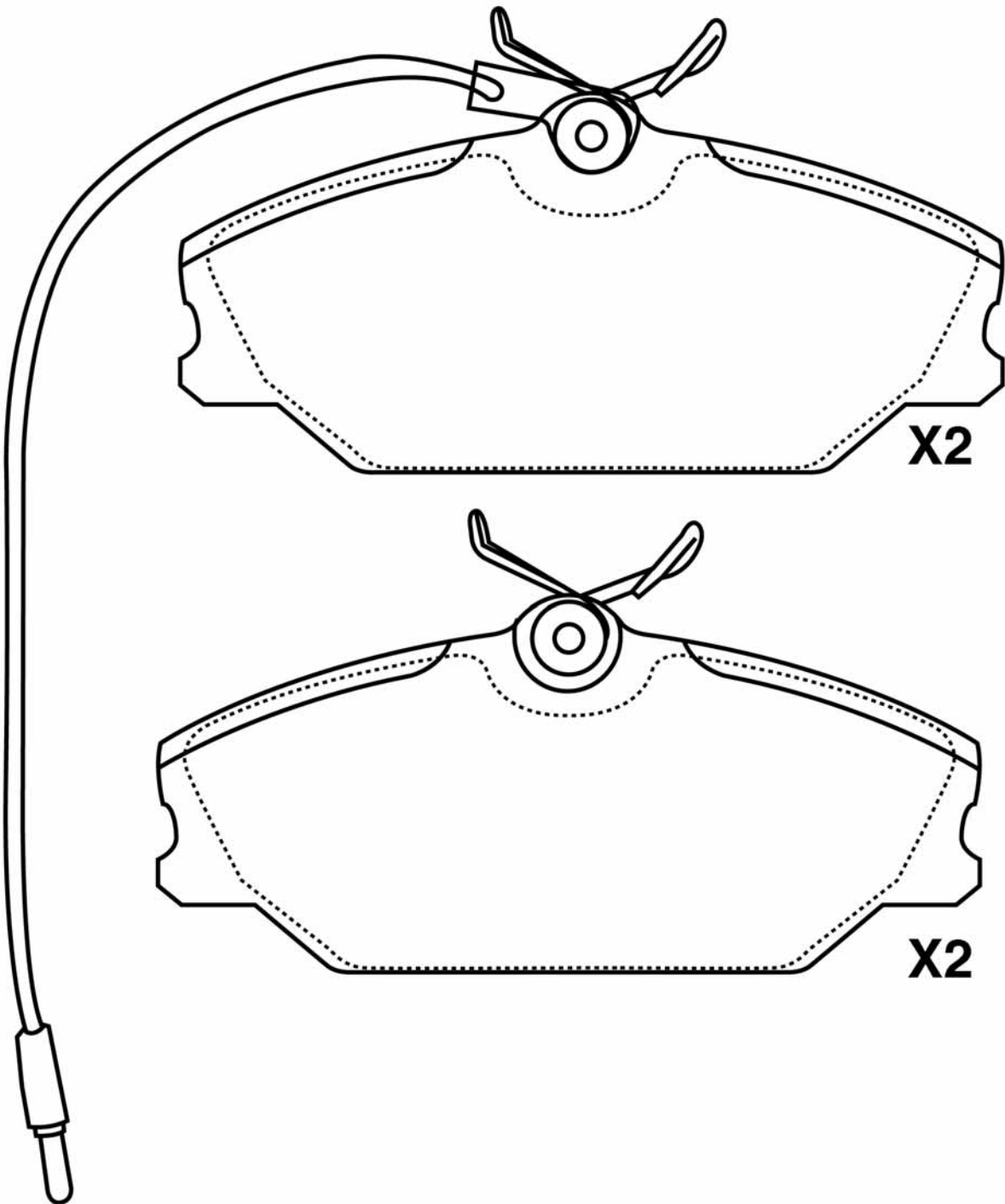
PA-W06AF DAEWOO				WVA
	L	H	Th	
	89,7	63,3	16,4	




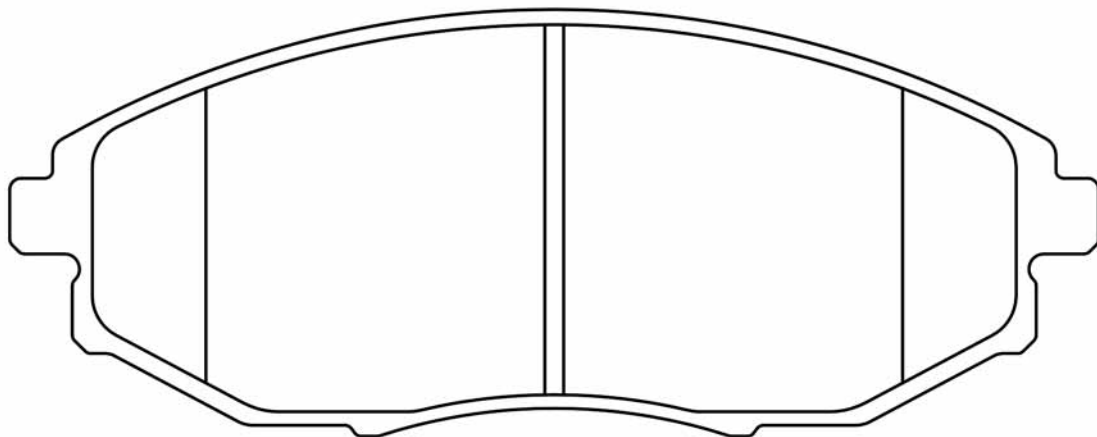
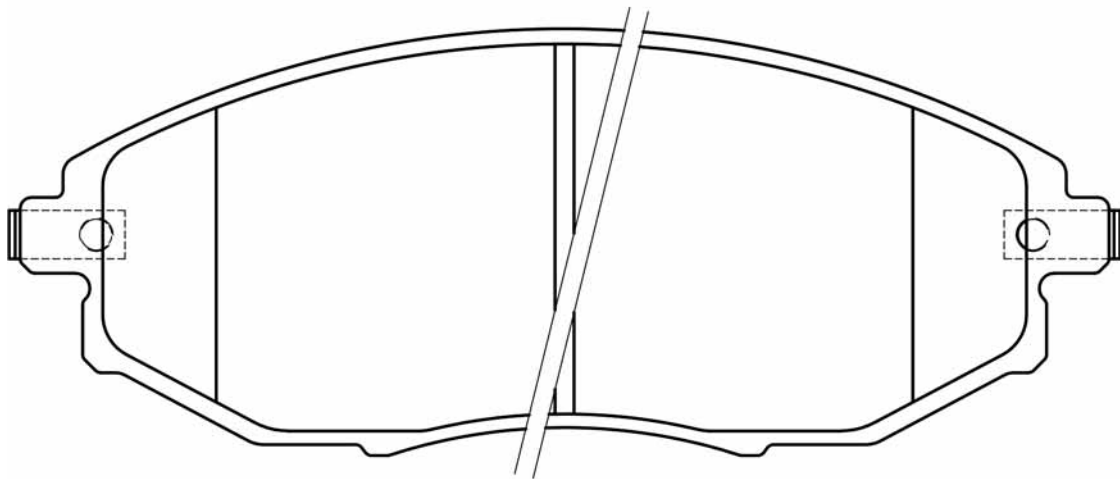
PA-W07AF							WVA
	CHEVROLET - DAEWOO	L	H	Th			
	132,9	49	16,9				23974






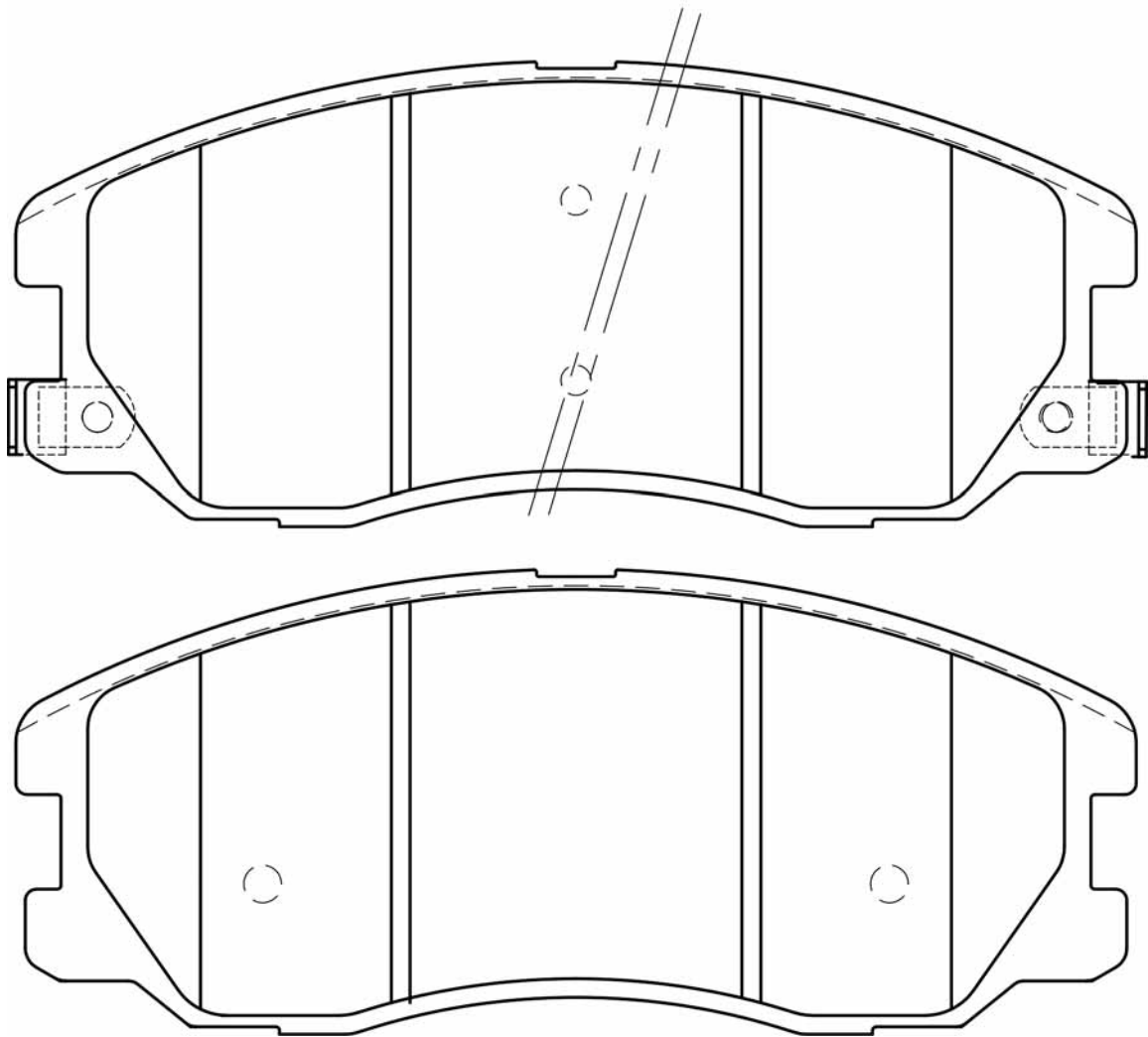
PA-W08AF DAEWOO				WVA
	L 130	H 55,8	Th 18,2	21388

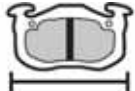




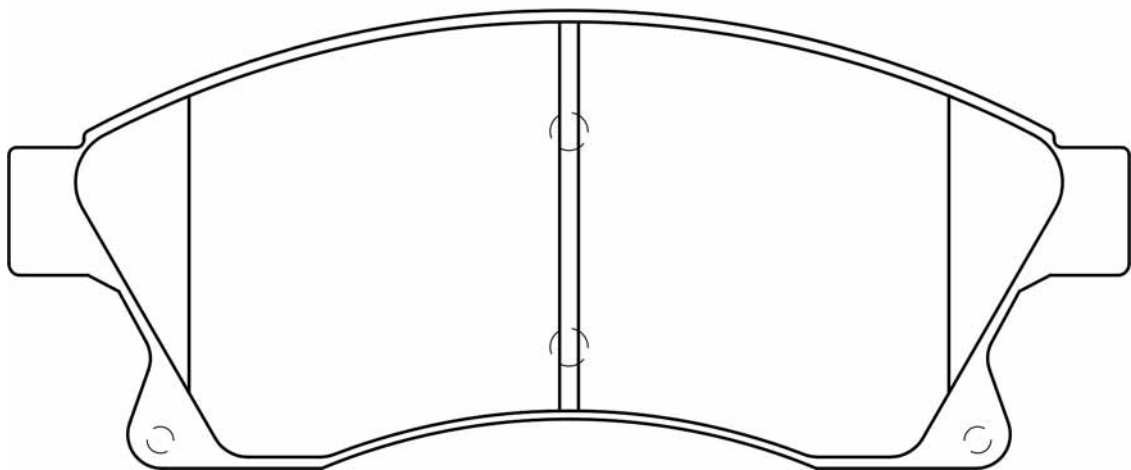
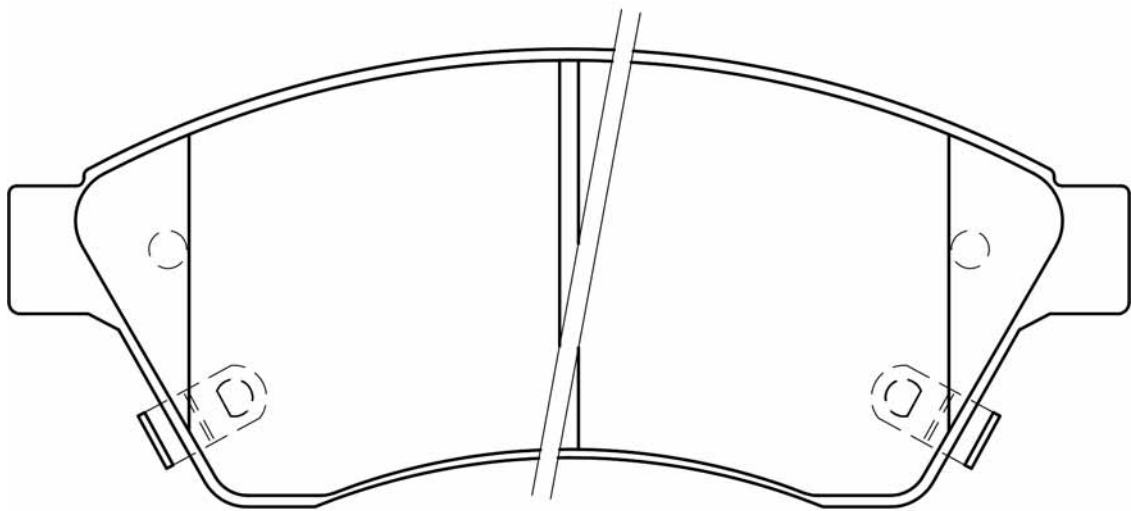
PA-W09AF CHEVROLET				WVA
	L 144	H 56	Th 17	24864




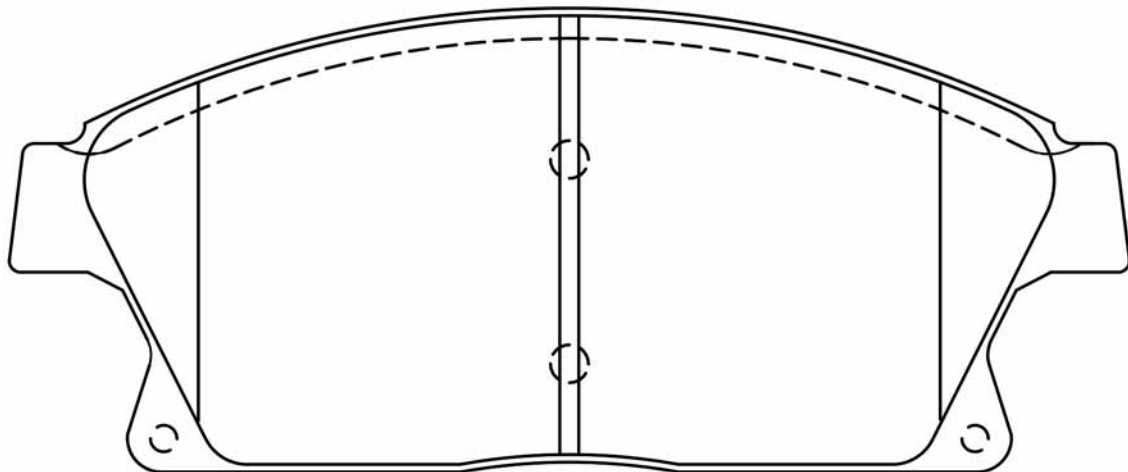
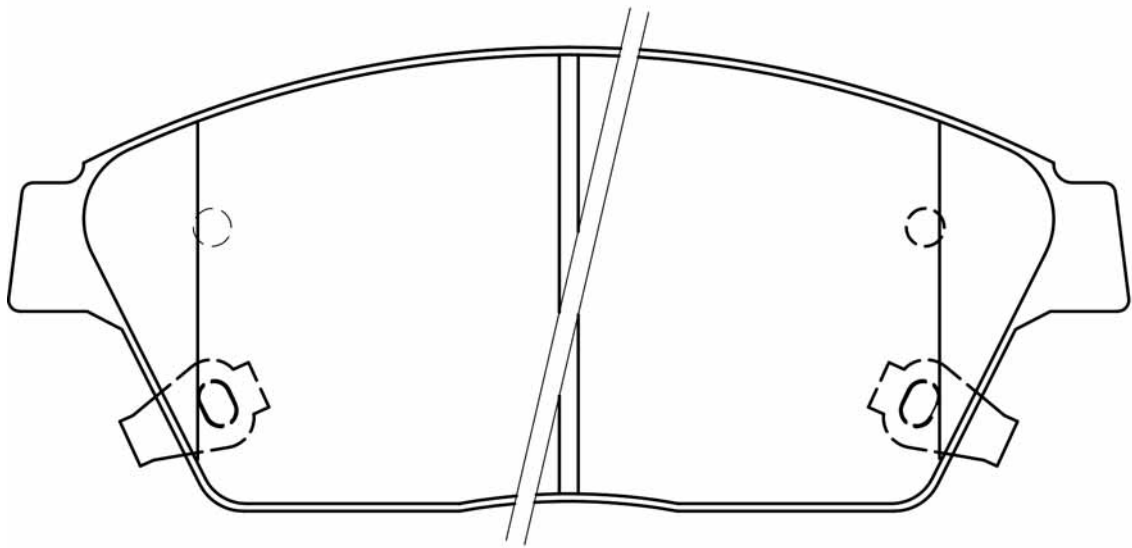
PA-W10AF CHEVROLET				WVA
	L	H	Th	24510
	148,5	62	17	




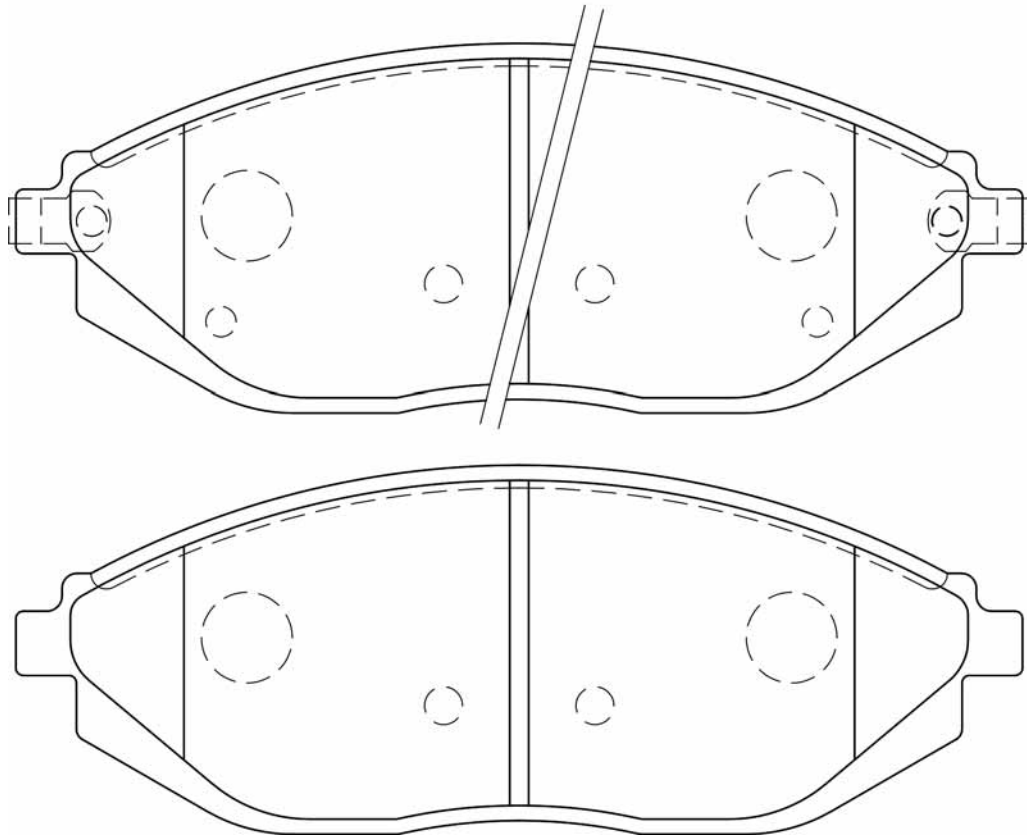
PA-W12AF							WVA
	OPEL - CHEVROLET	L	H	Th			
	148	61	19	25031			






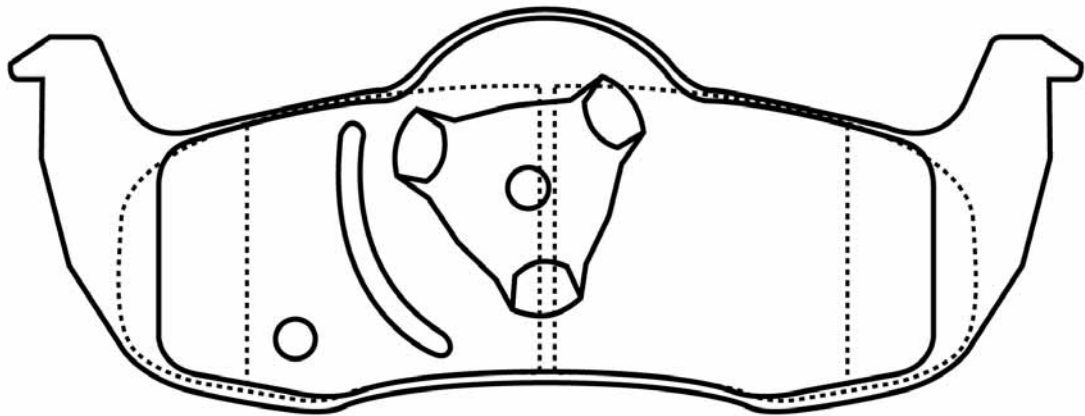
PA-W13AF OPEL - CHEVROLET				WVA 25034
	L 148	H 62	Th 19	



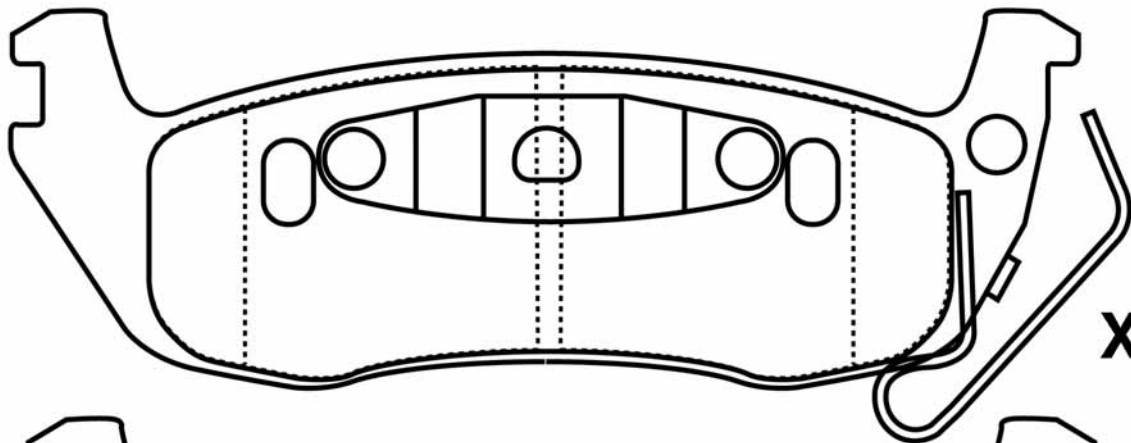
PA-W14AF				WVA
	CHEVROLET	L	H	Th
	133	49	18	25268



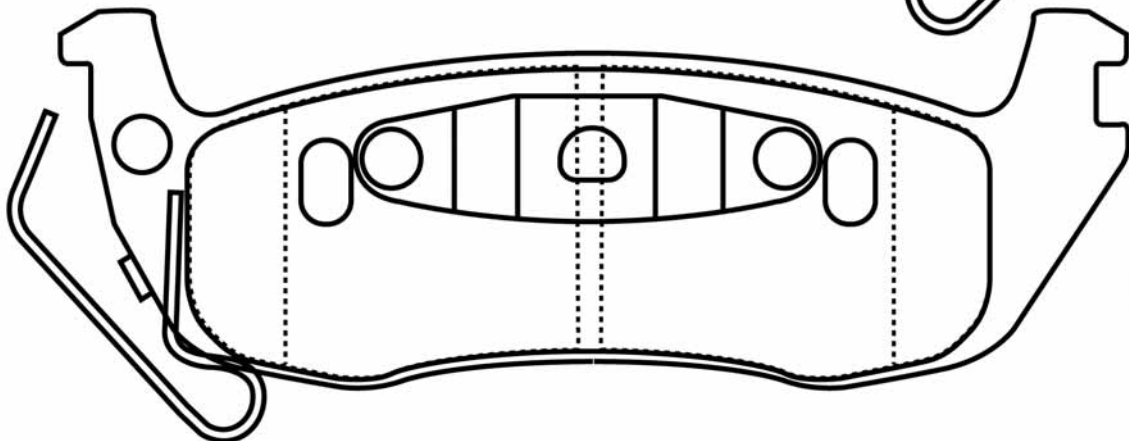
PP-001AF				WVA
	JEEP	L	H	
	142,5	49,5/53	18	




X2

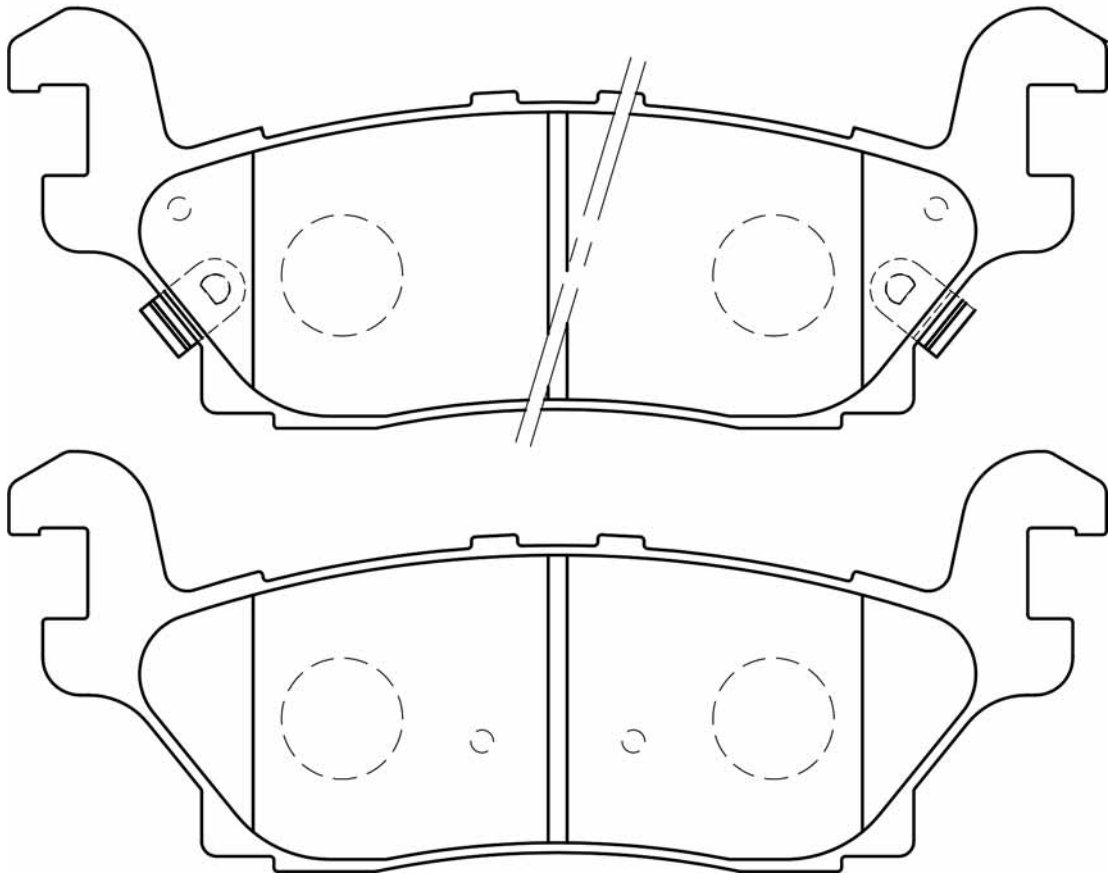





X1

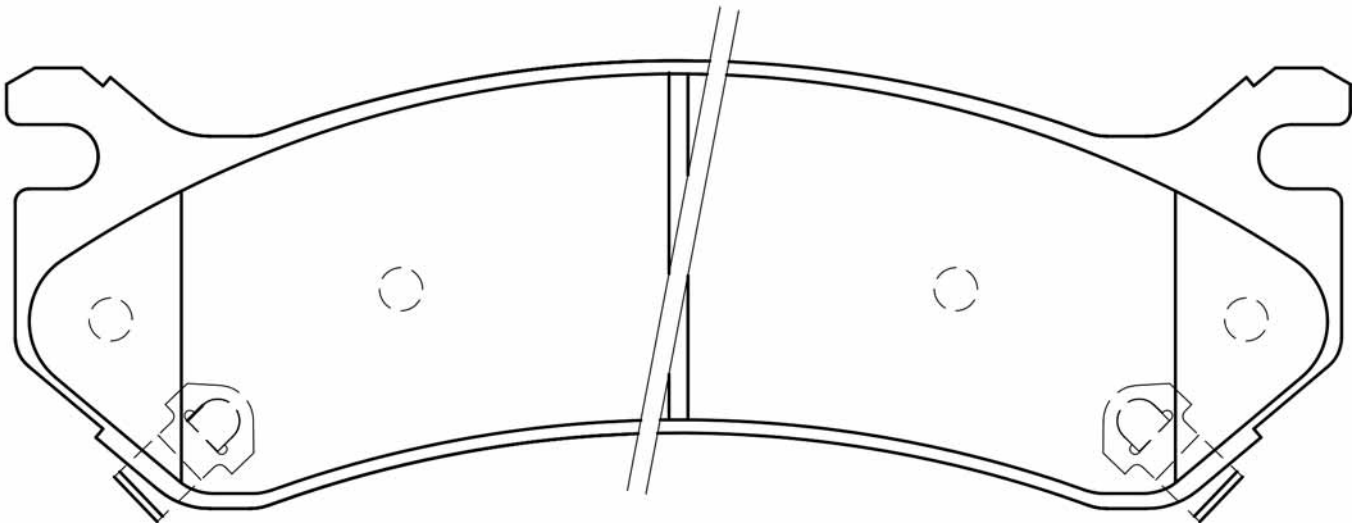
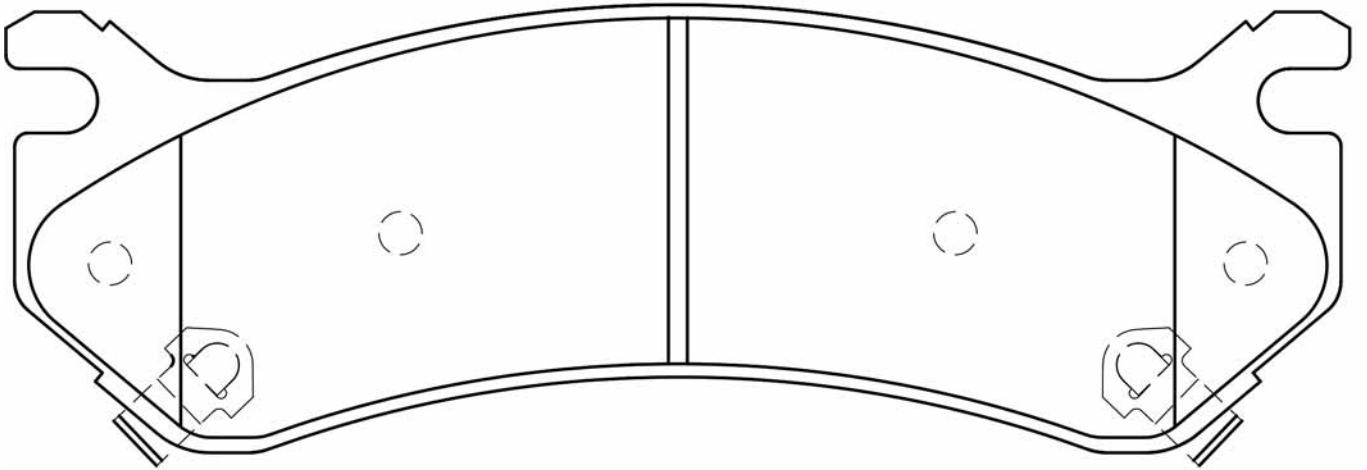



X1

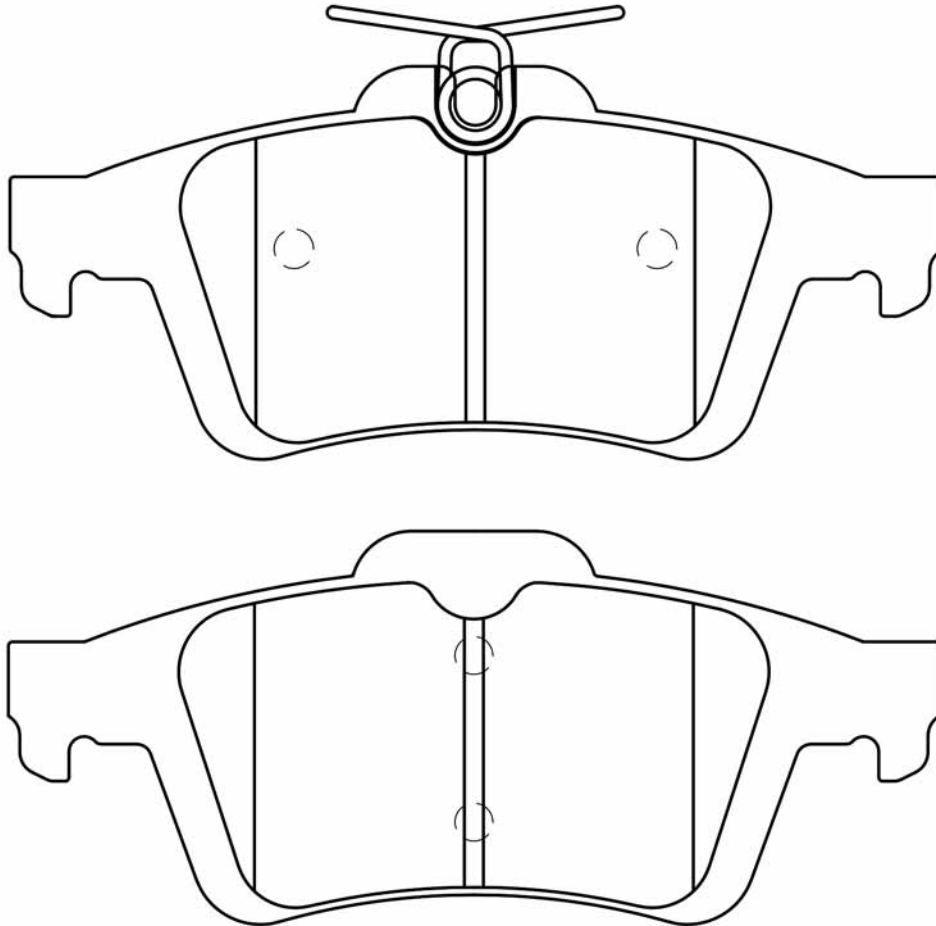
PP-003AF HUMMER				WVA
	L 146	H 55	Th 15,4	






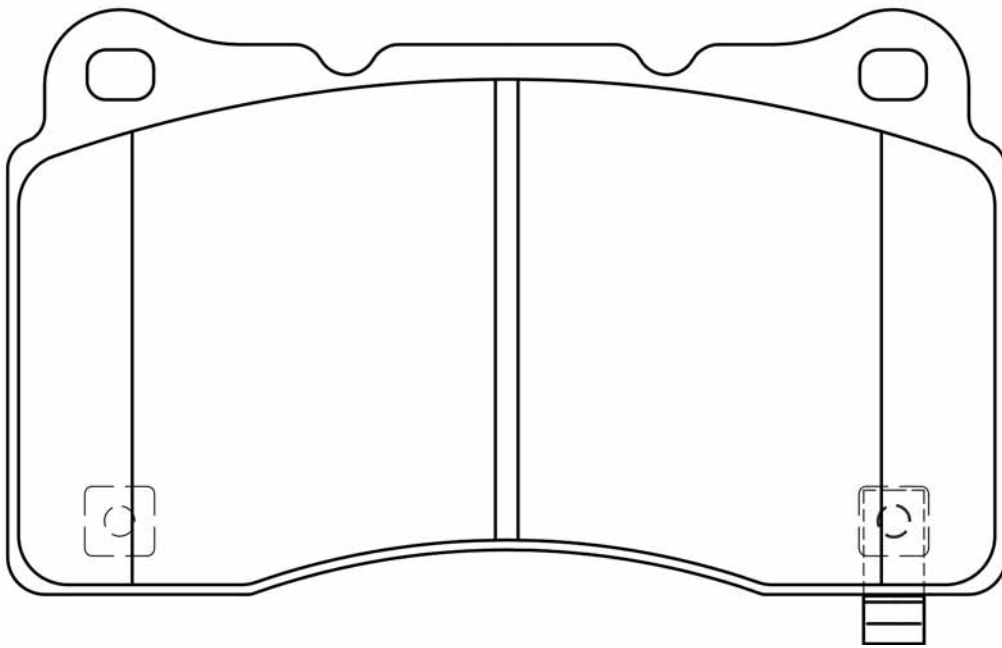
PP-004AF HUMMER				WVA
	L	H	Th	
	177	61	19,5	




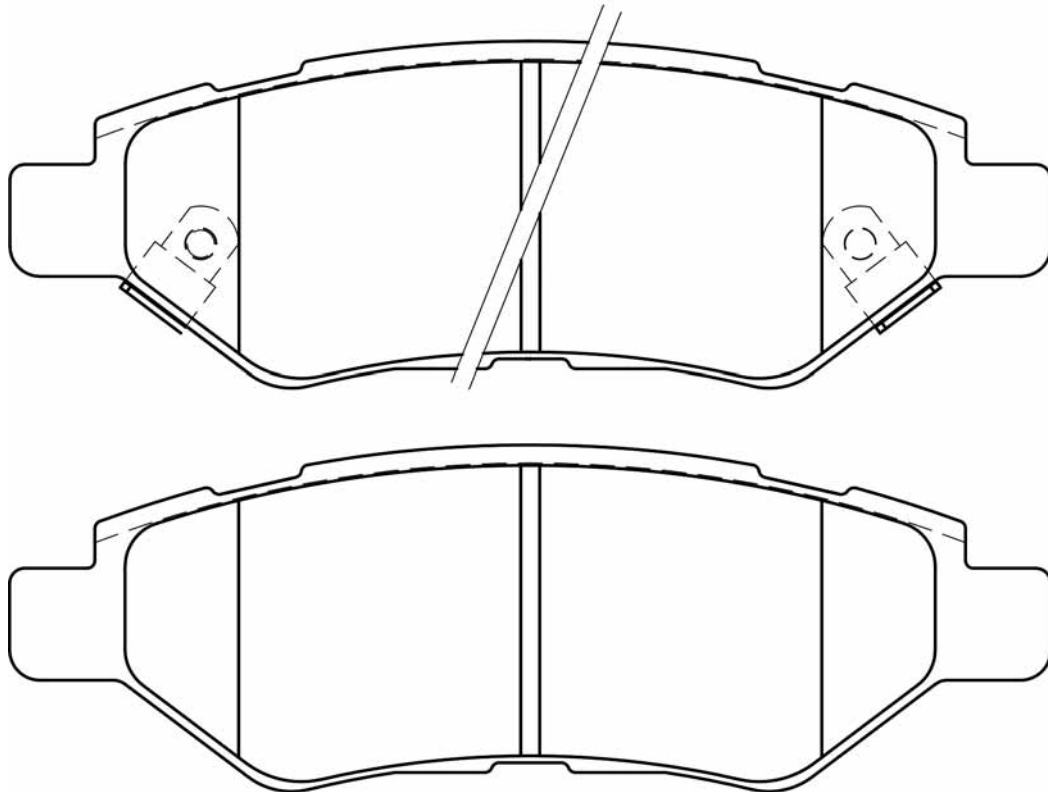
PP-005AF MAZDA - CADILLAC				WVA
	L 123	H 52	Th 16,5	24137






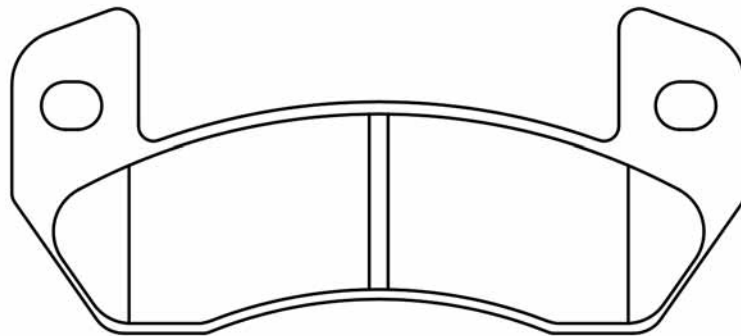
PP-006AF CADILLAC				WVA
	L	H	Th	
	132	77	15,5	23325






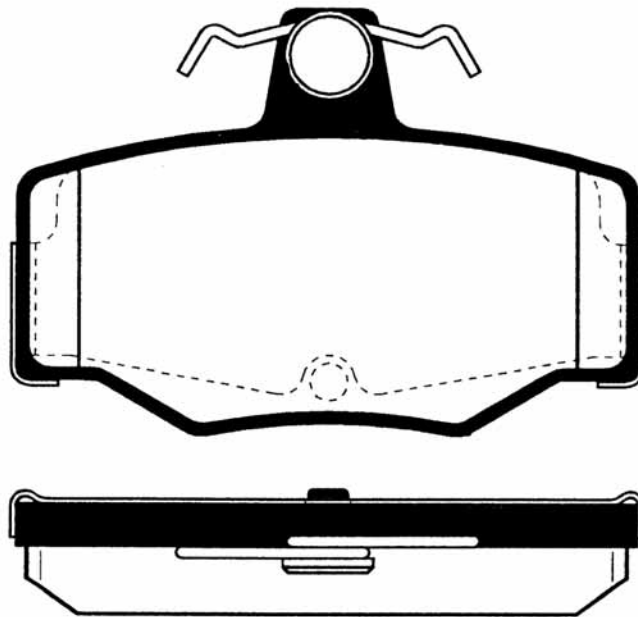
PP-007AF CADILLAC				WVA 24546
	L 137,5	H 46	Th 16,5	






PP-008AF LIGIER				WVA
	L	H	Th	
	97	43	8	

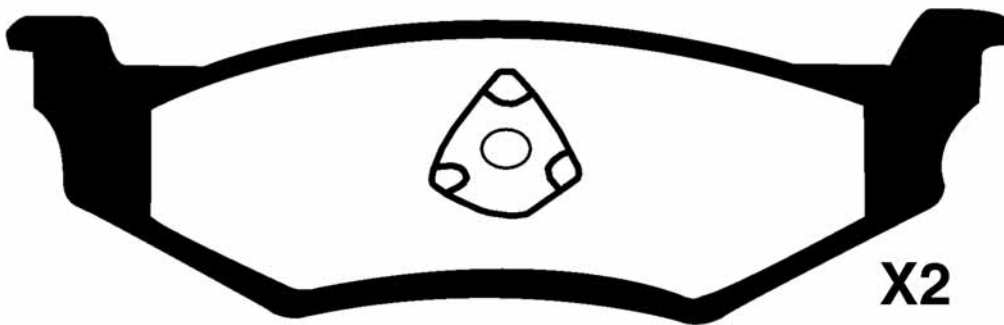
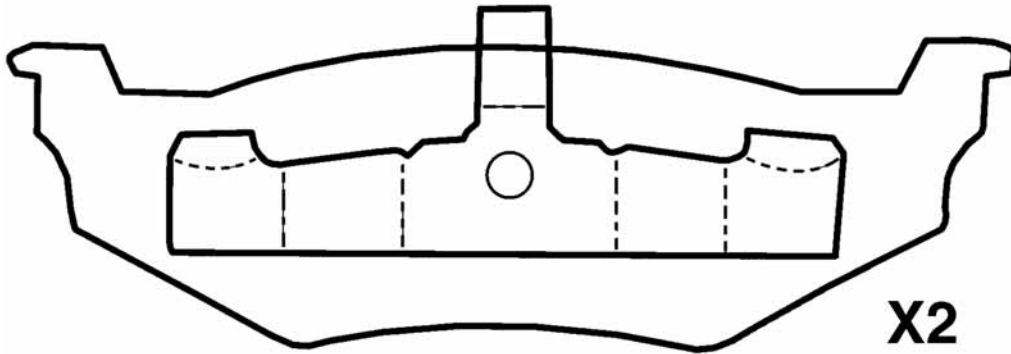


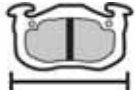


PP-015AF							WVA
	NISSAN	L	H	Th			
	82,2	57,5	14,5			21545	

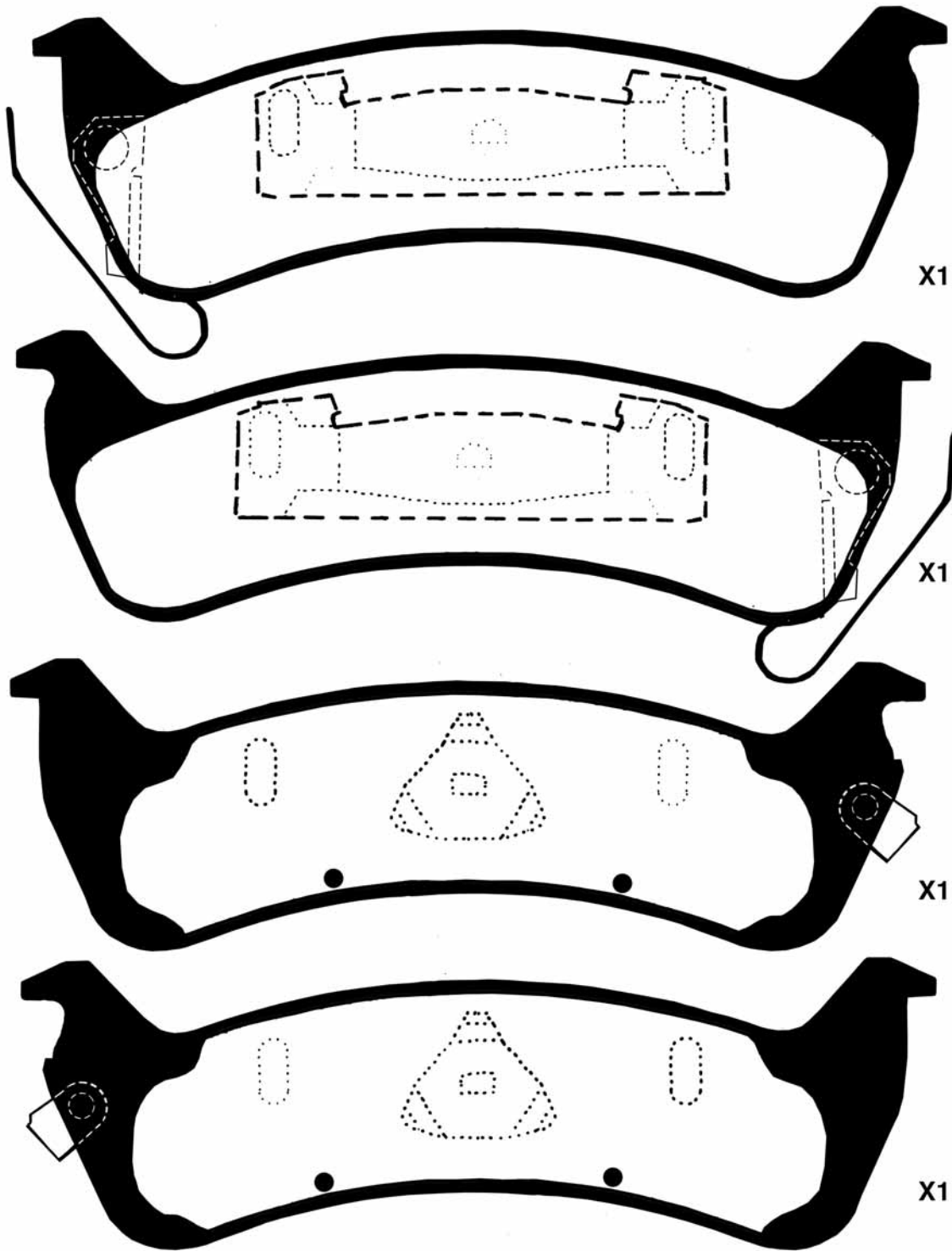


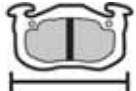

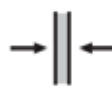
X4

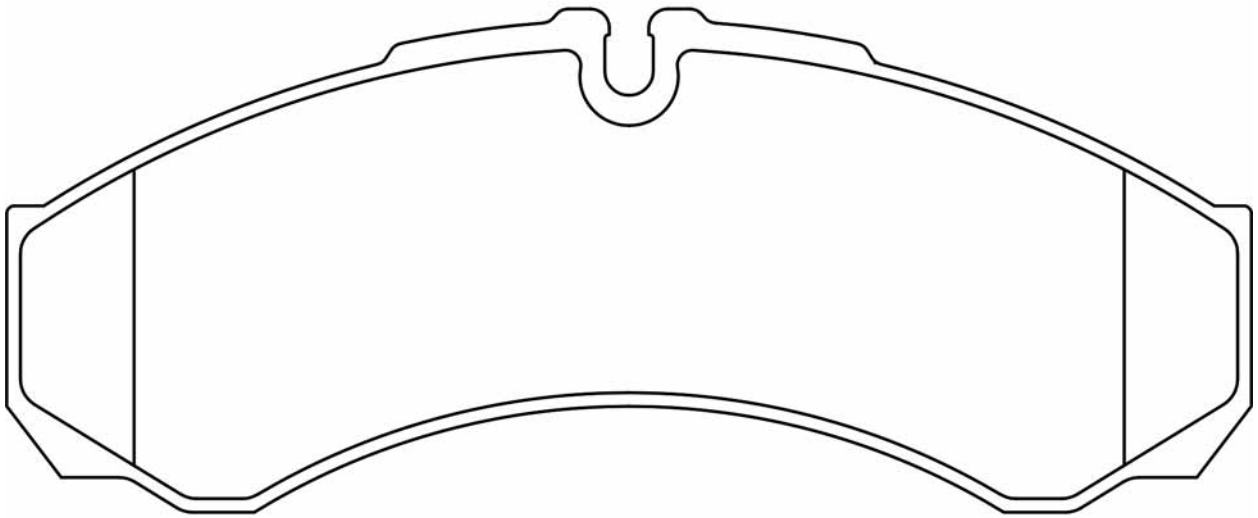
PP-016AF CHRYSLER				WVA
	L	H	Th	
	133,5	39,3	16	23561




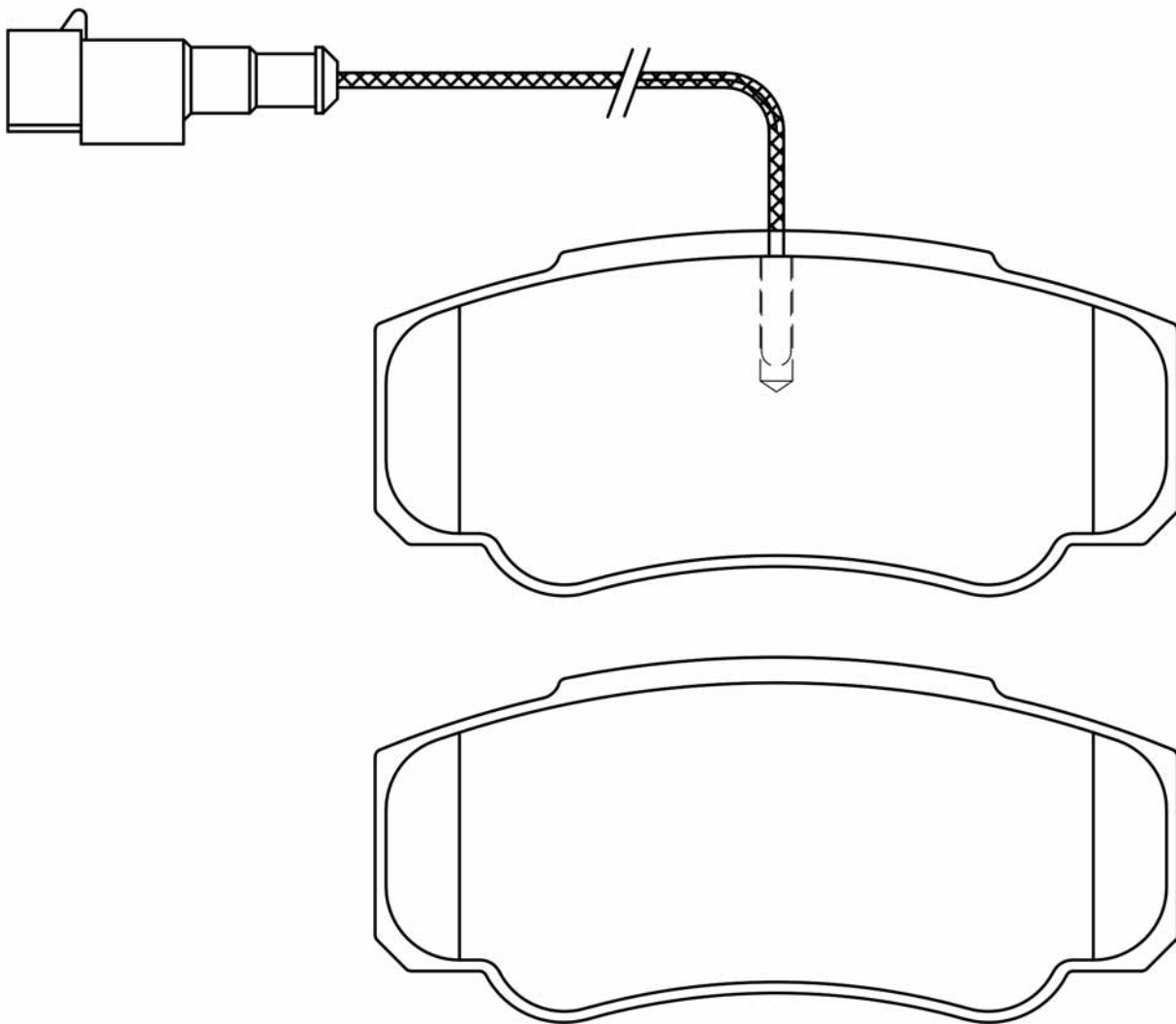
PP-019AF							WVA
	JEEP	L	H	Th			
	143,2	45,4	15				




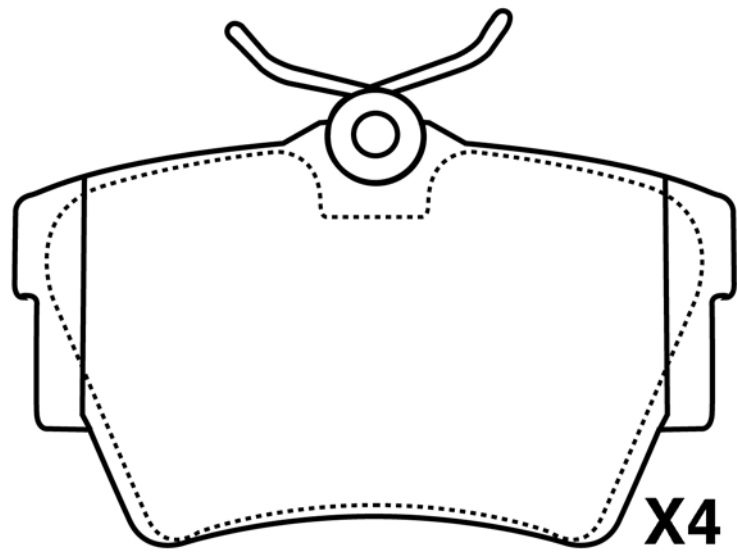
PP-100AF				WVA
	NISSAN	L	H	
	164,5	66,5	20	






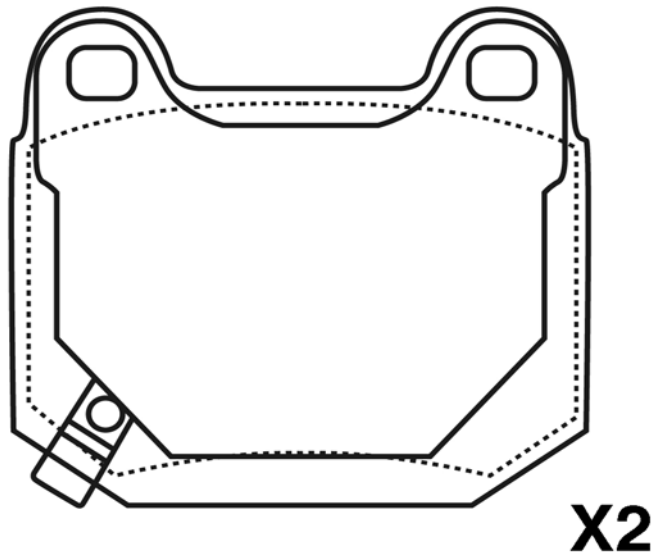
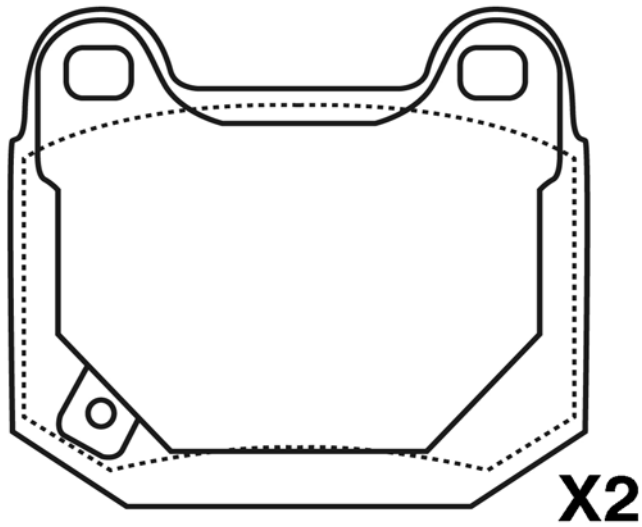
PP-101AF				WVA
	NISSAN	L	H	
	109,5	50	20	23921




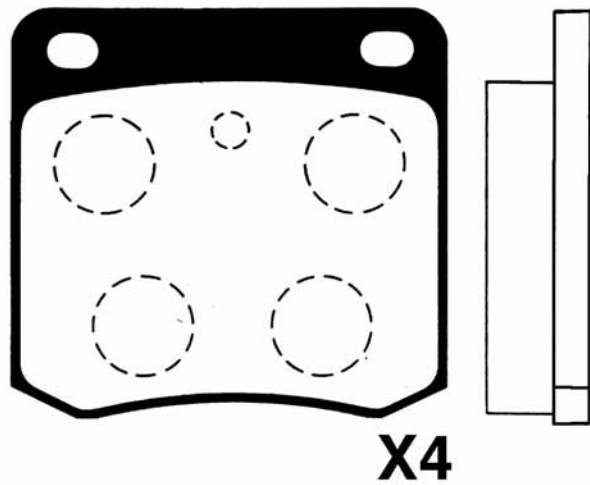
PP-109AF				WVA
	NISSAN	L	H	
	95	57,6	16,5	23980




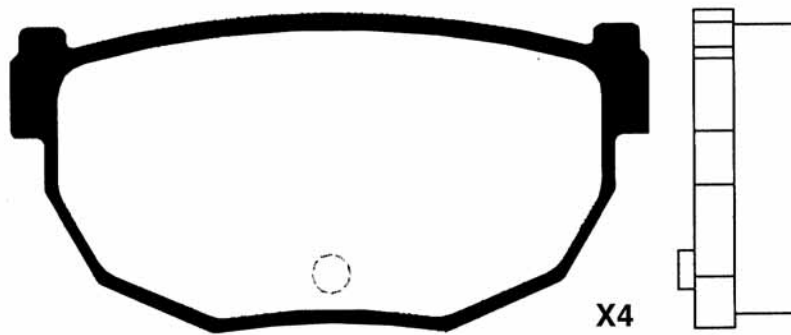
PP-119AF							WVA
	NISSAN	L	H	Th			
	76,8	65,7	14,3				



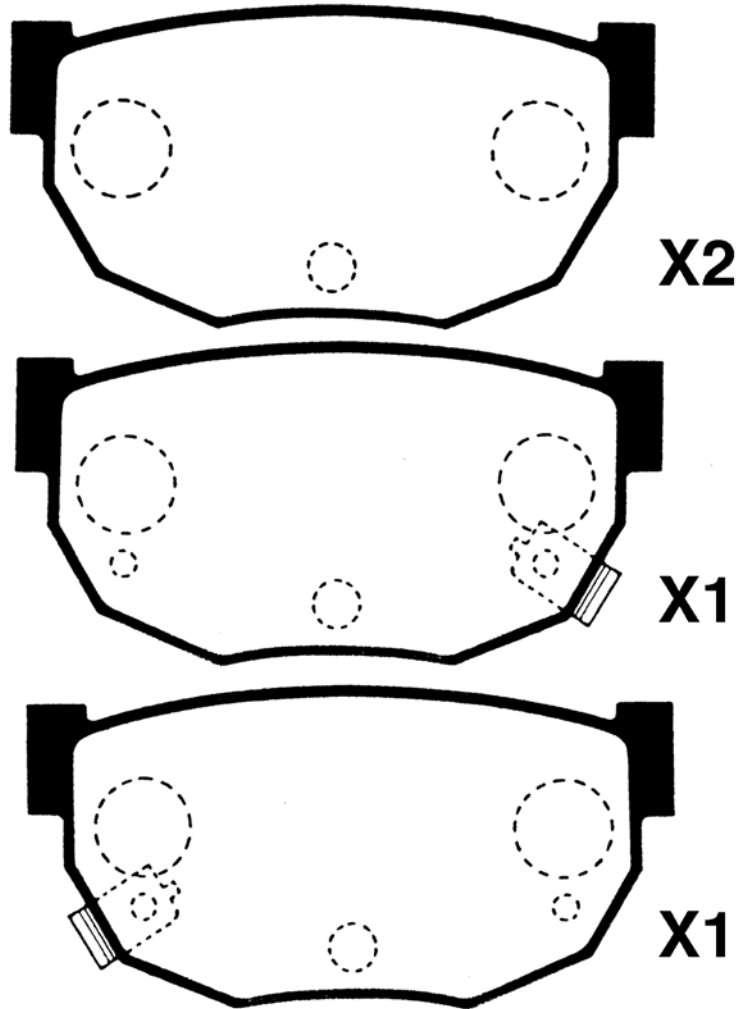
PP-120AF				WVA
	NISSAN	L	H	Th
	58	55	14	20850

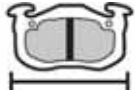




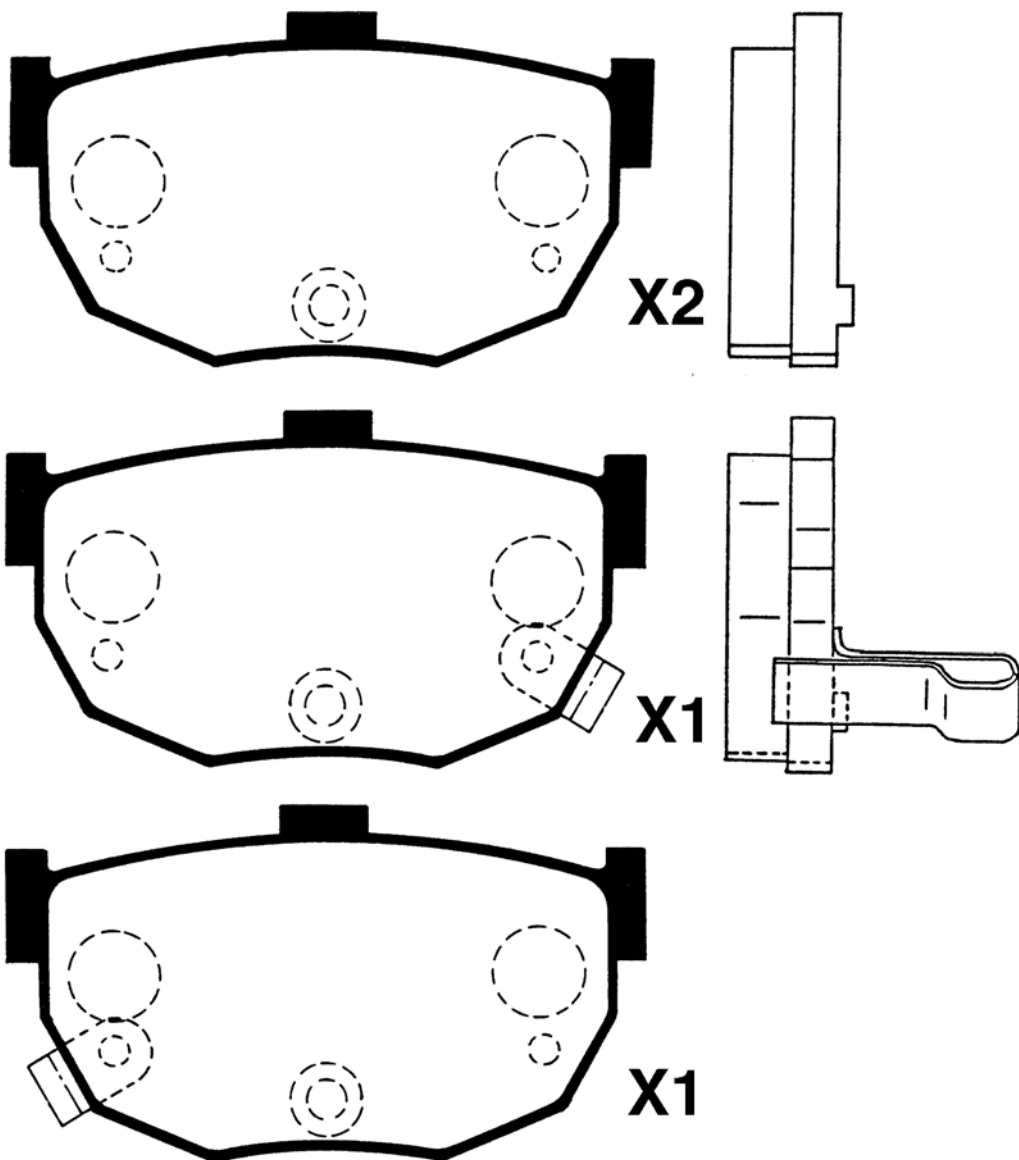
PP-121AF				WVA
	NISSAN	L	H	Th
	85	42	14	21329




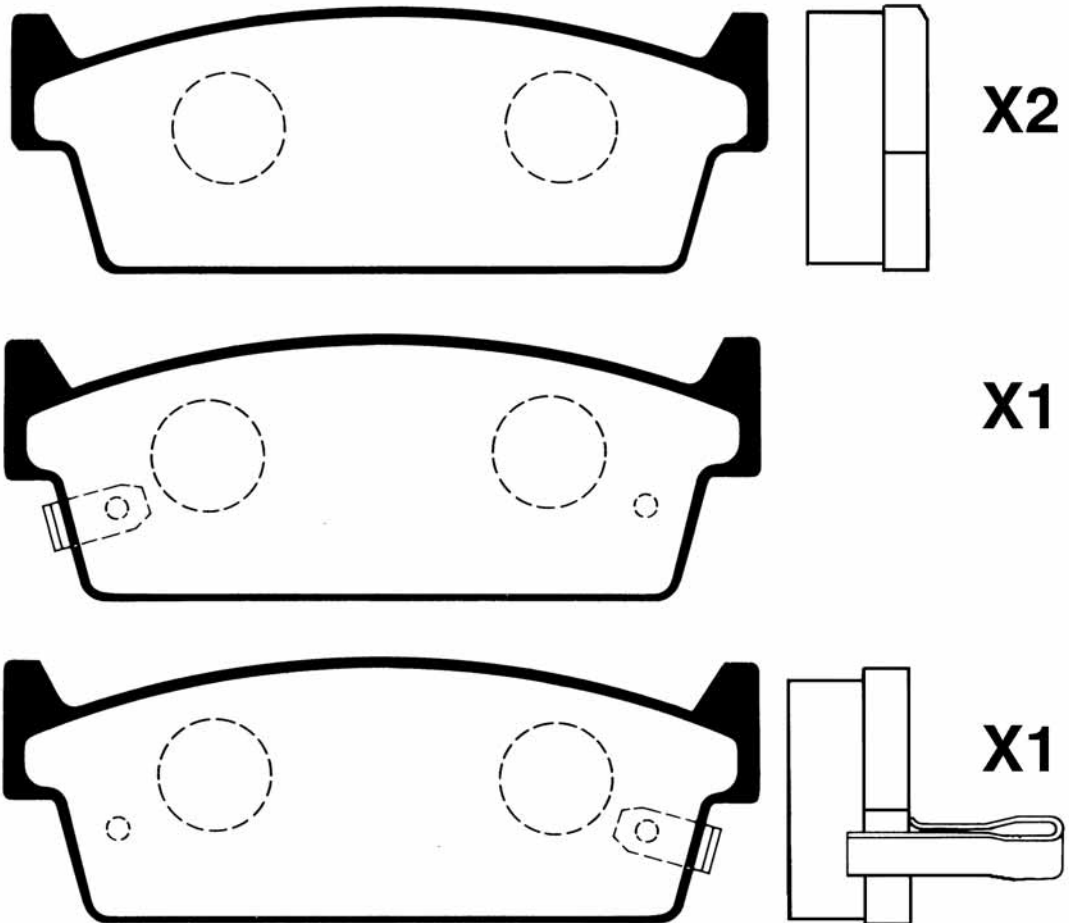
PP-122AF				WVA
	NISSAN	L	H	Th
	85	42,4	14	21329




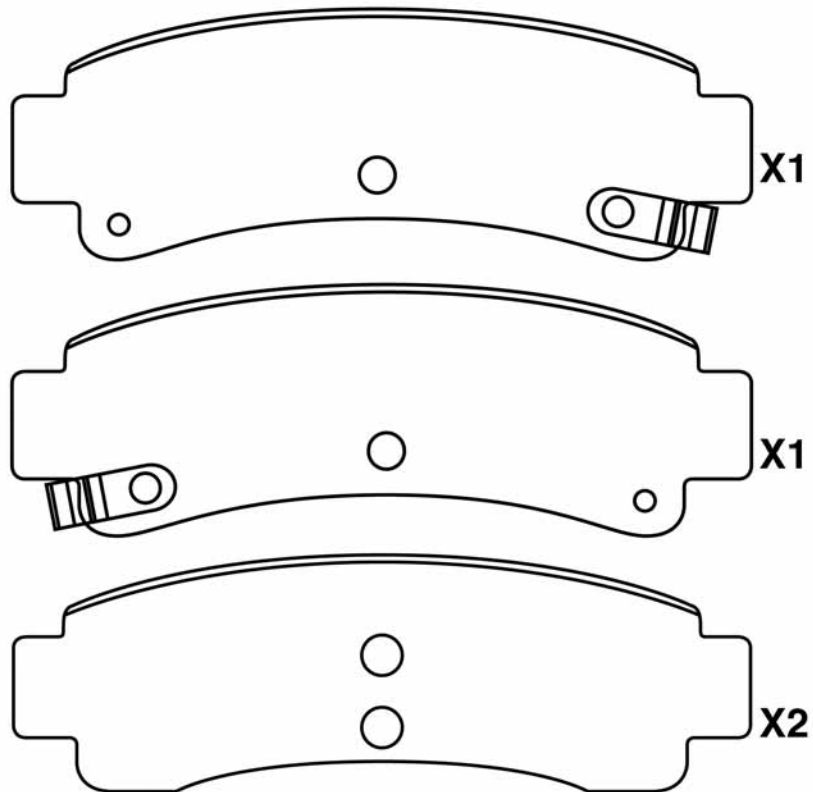
PP-123AF							WVA
	NISSAN	L	H	Th			
	85	46	13,5	21122			




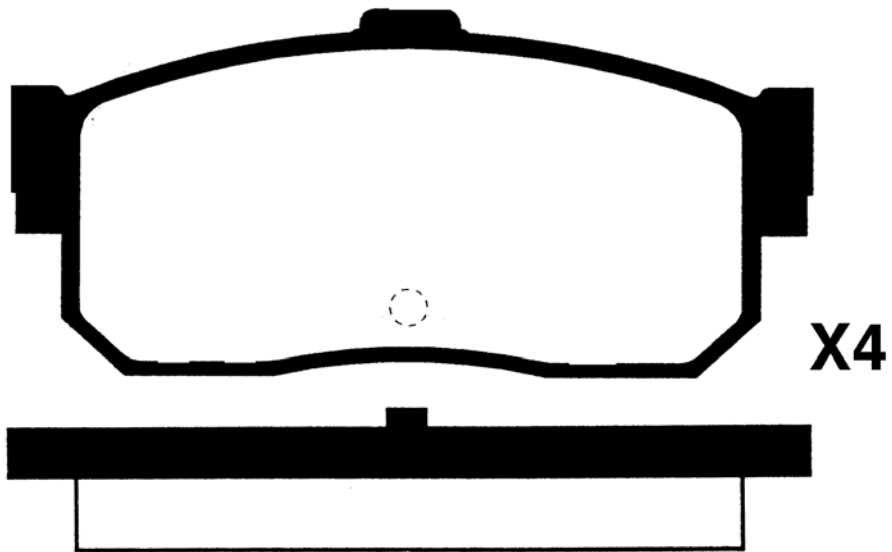
PP-124AF				WVA
	NISSAN	L	H	Th
	98,7	34,8	15	21342





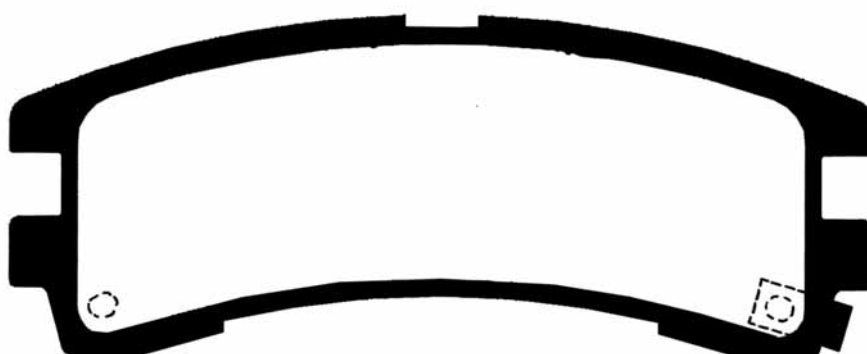
PP-125AF				WVA
	NISSAN	L	H	Th
	99	33,6	13,8	21734



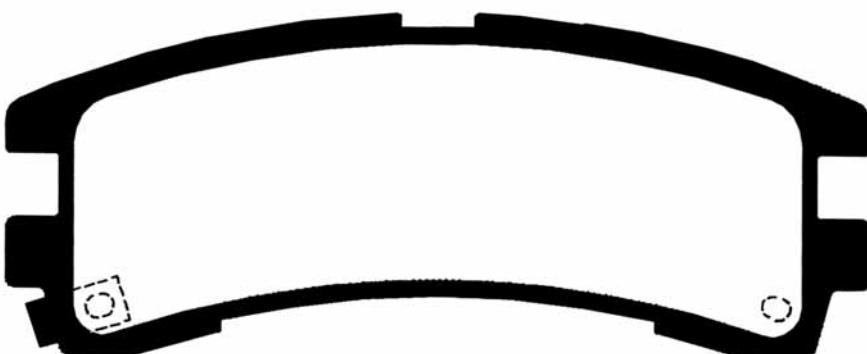
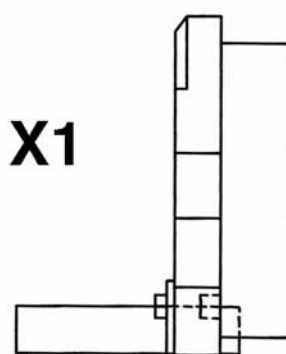
PP-127AF INFINITI - NISSAN				WVA 21715
	L 105,3	H 47,2	Th 16,2	



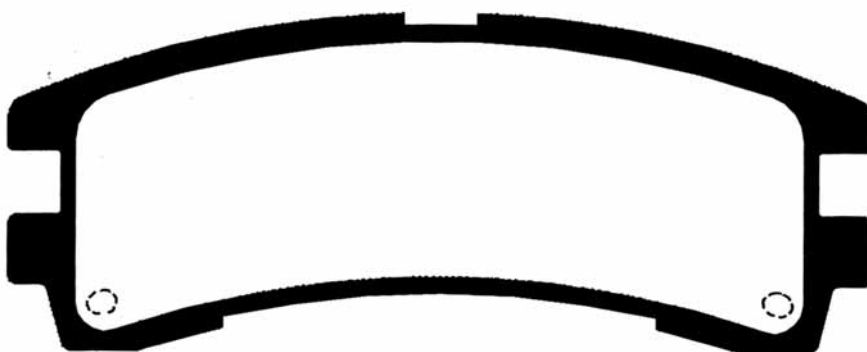
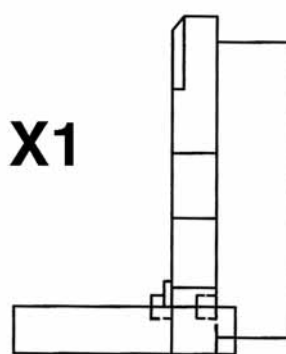
PP-128AF				WVA
	NISSAN	L 115	H 45	



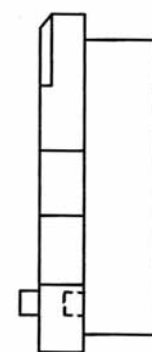
X1





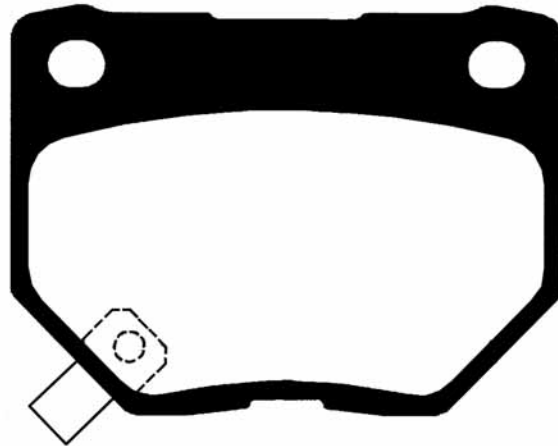
X1



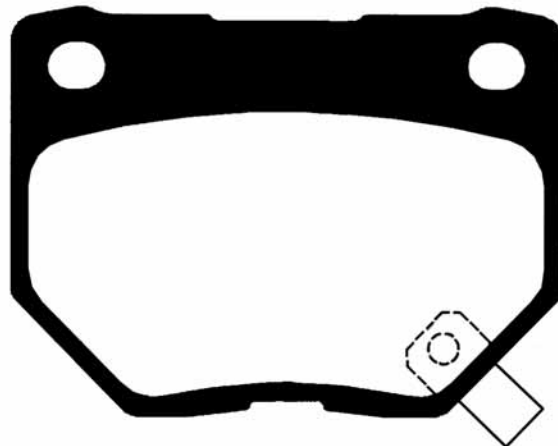
X2




PP-129AF NISSAN - SUBARU				WVA 23381
	L 73,4	H 54,4	Th 15,8	




X1

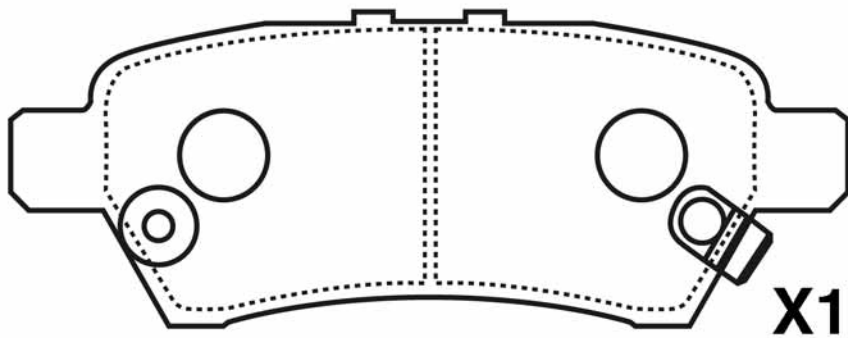
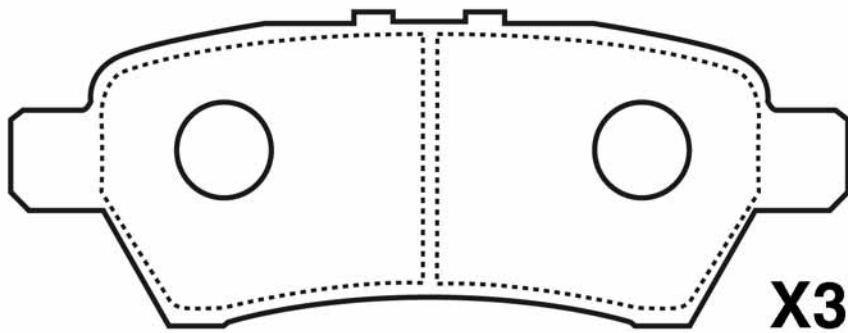



X1

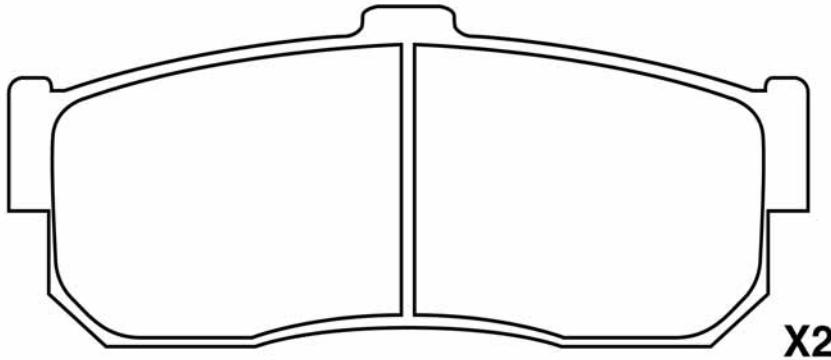
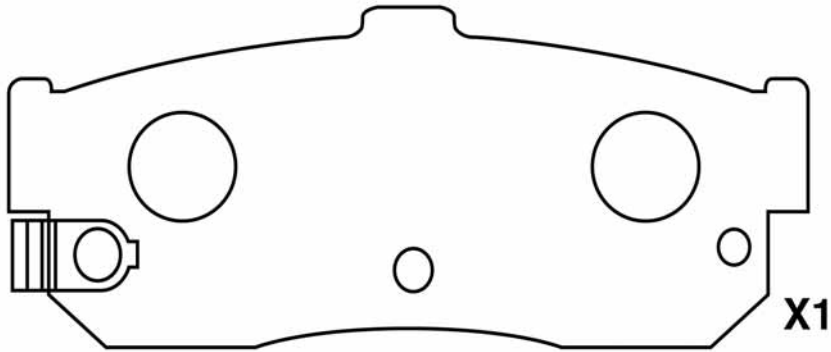
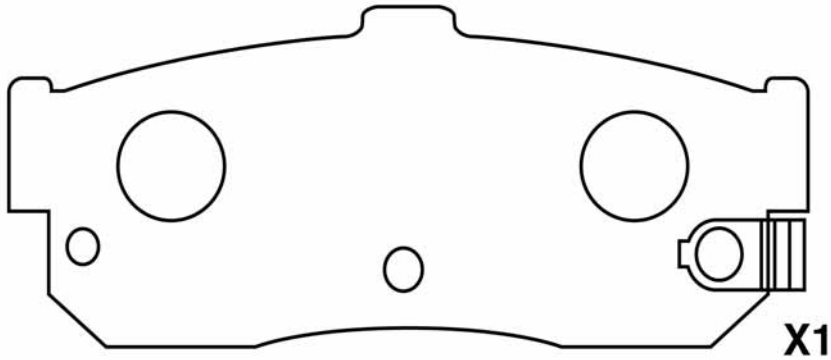



X2

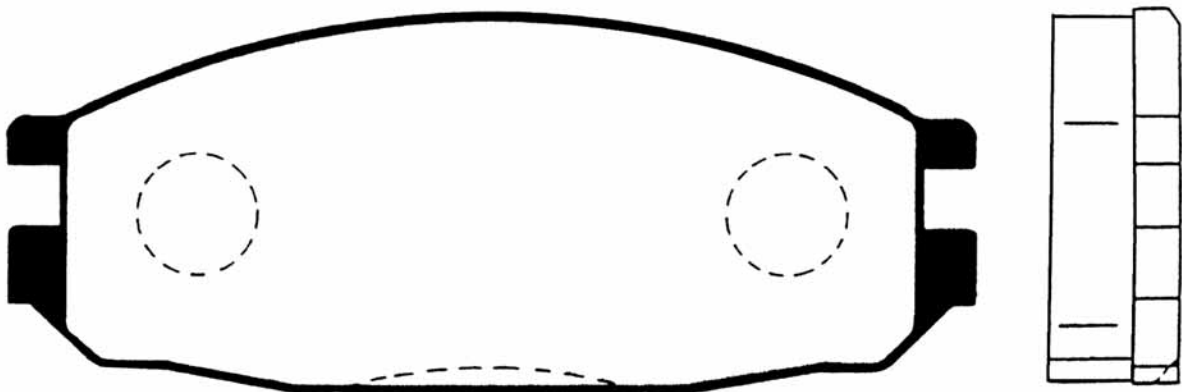
PP-130AF				WVA
	NISSAN	L	H	Th
	110,7	41,5	16	24240



PP-133AF				WVA
	NISSAN	L	H	Th
	105,5	47	16,3	21715

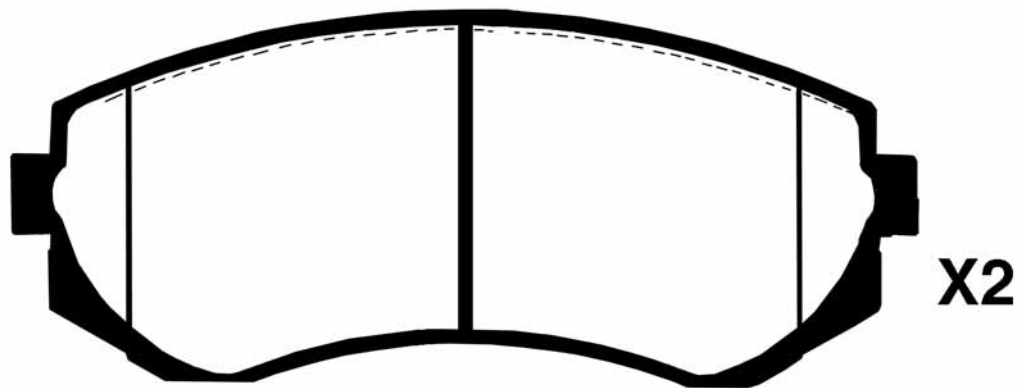
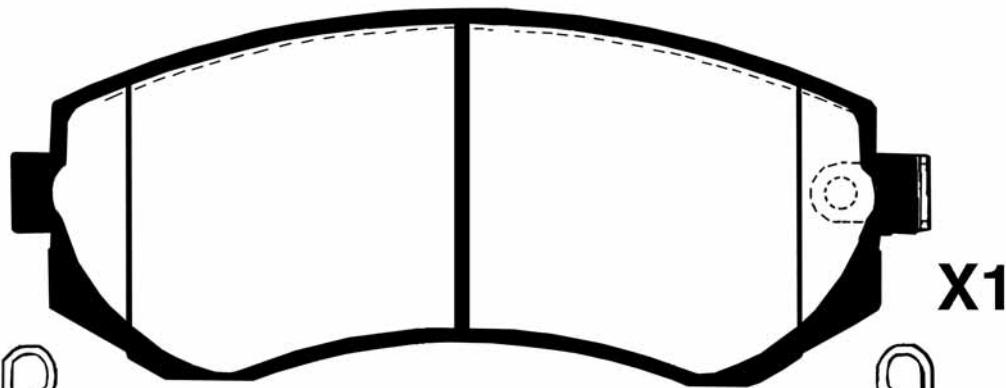
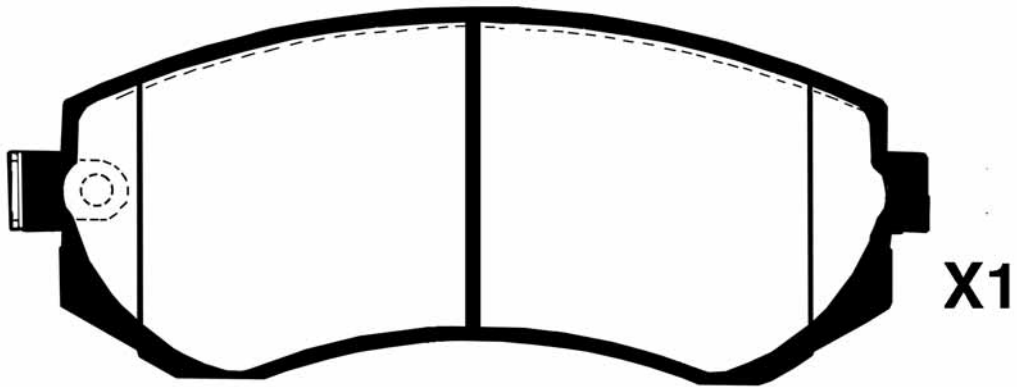


PP-136AF				WVA
	NISSAN	L	H	Th
	127,6	50,7	16,5	20098

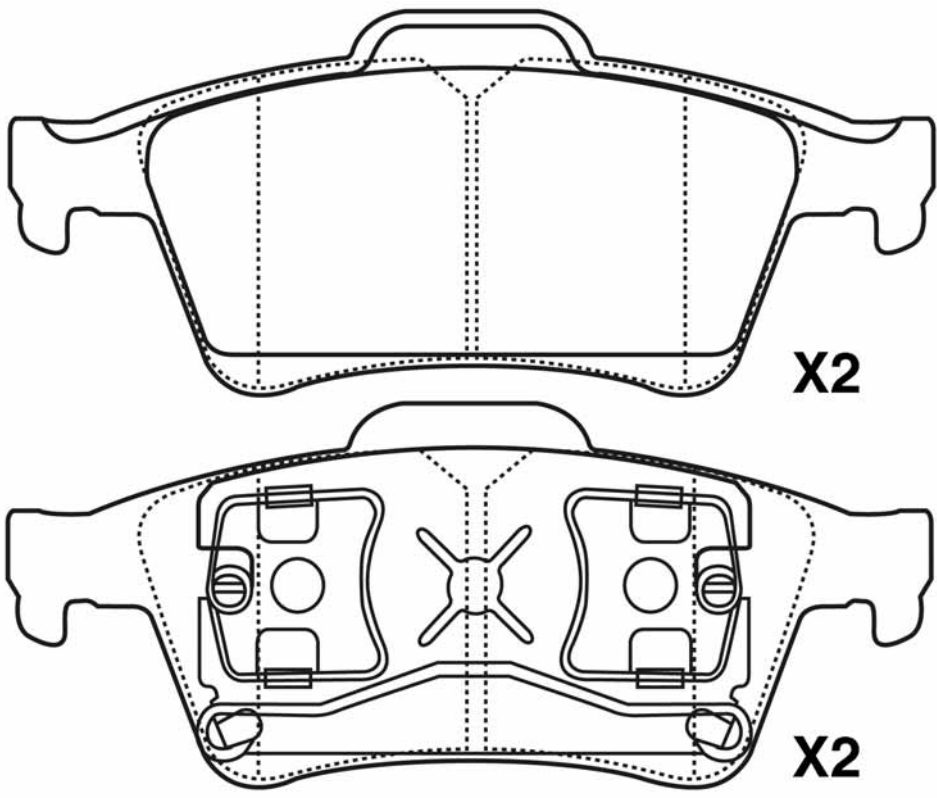



X4

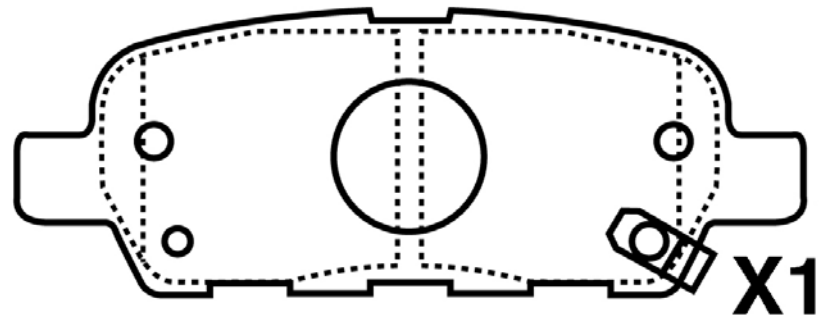
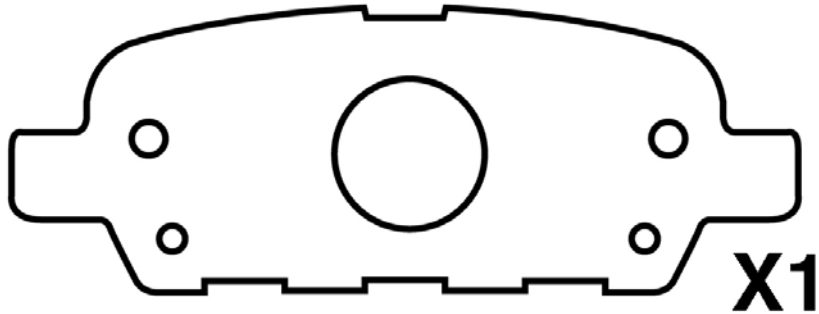
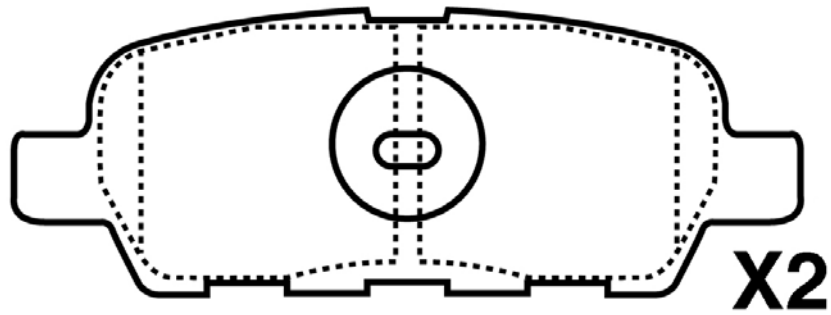
PP-137AF				WVA
	NISSAN	L	H	Th
	121	50	15,5	23503

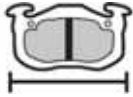




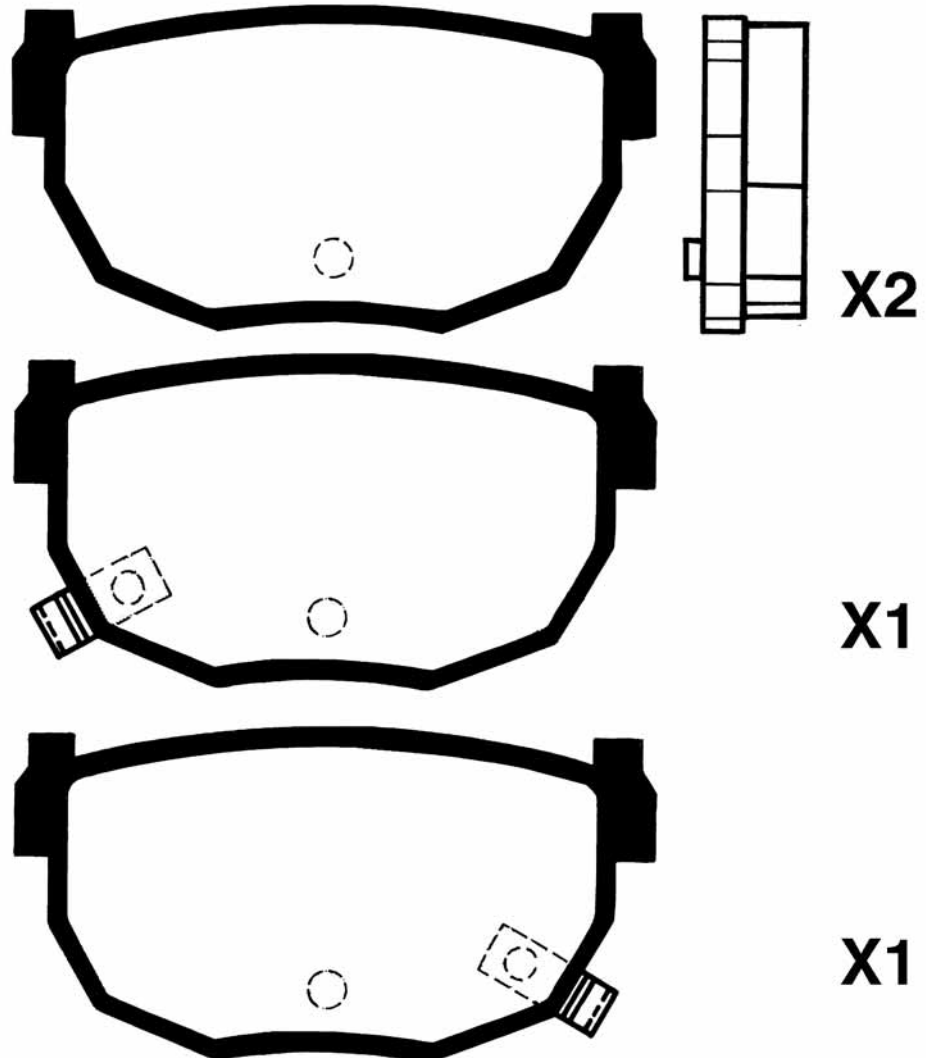
PP-138AF MAZDA - NISSAN				WVA
	L 123	H 52	Th 16,4	23482




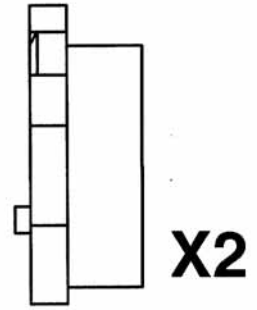
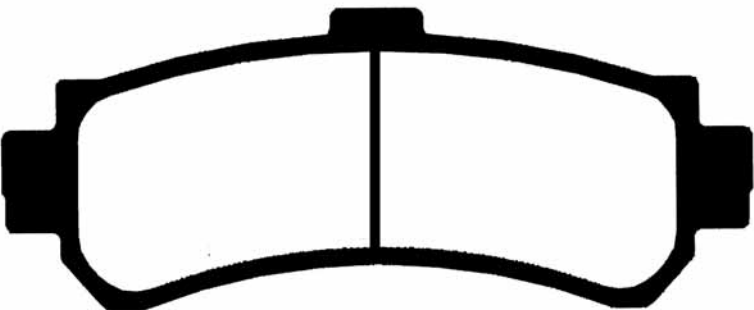
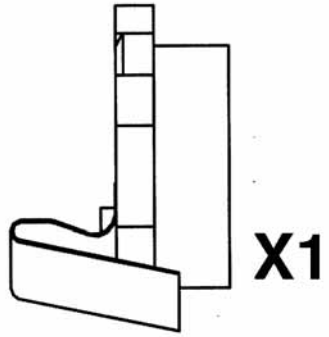
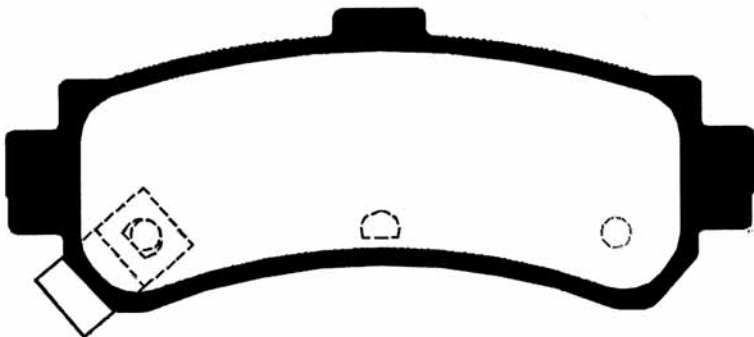
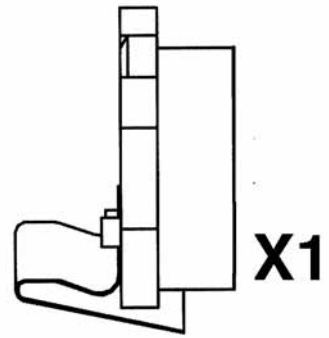
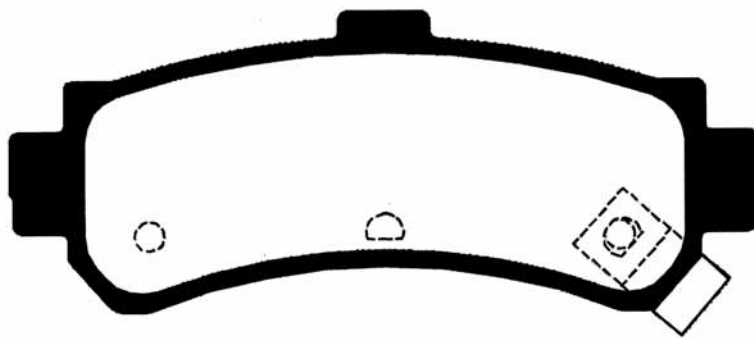
PP-154AF INFINITI - NISSAN				WVA 23871
	L 105,4	H 37,6	Th 14,5	



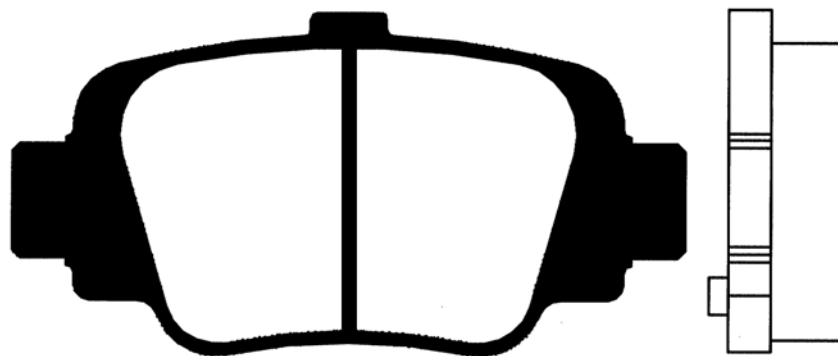
PP-194AF							WVA
	NISSAN	L	H	Th			
	85	43	13,8				



PP-196AF				WVA
	NISSAN	L	H	Th
	99,4	39,8	15	23024

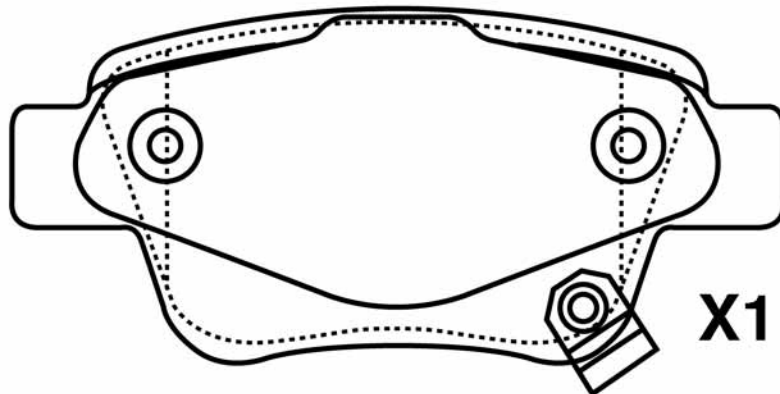
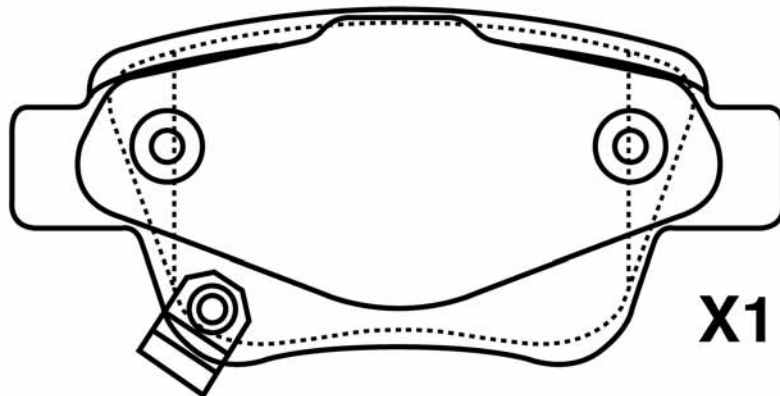




PP-197AF					WVA
NISSAN	L	H	Th		
	89	45,7	14,7		23454

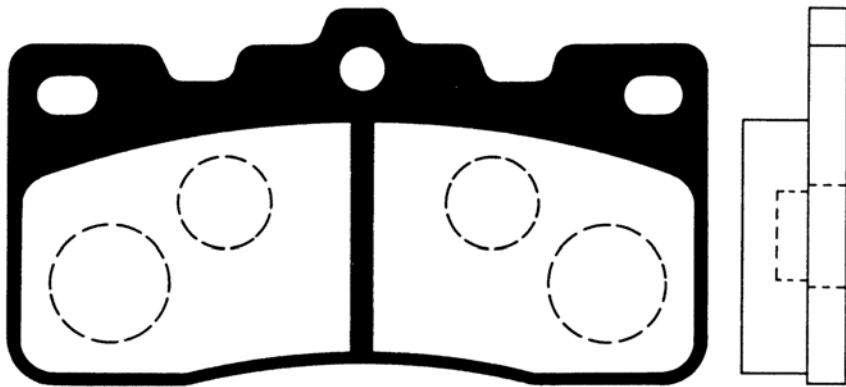


X4

PP-200AF TOYOTA				WVA
	L 102	H 46	Th 16,3	23620

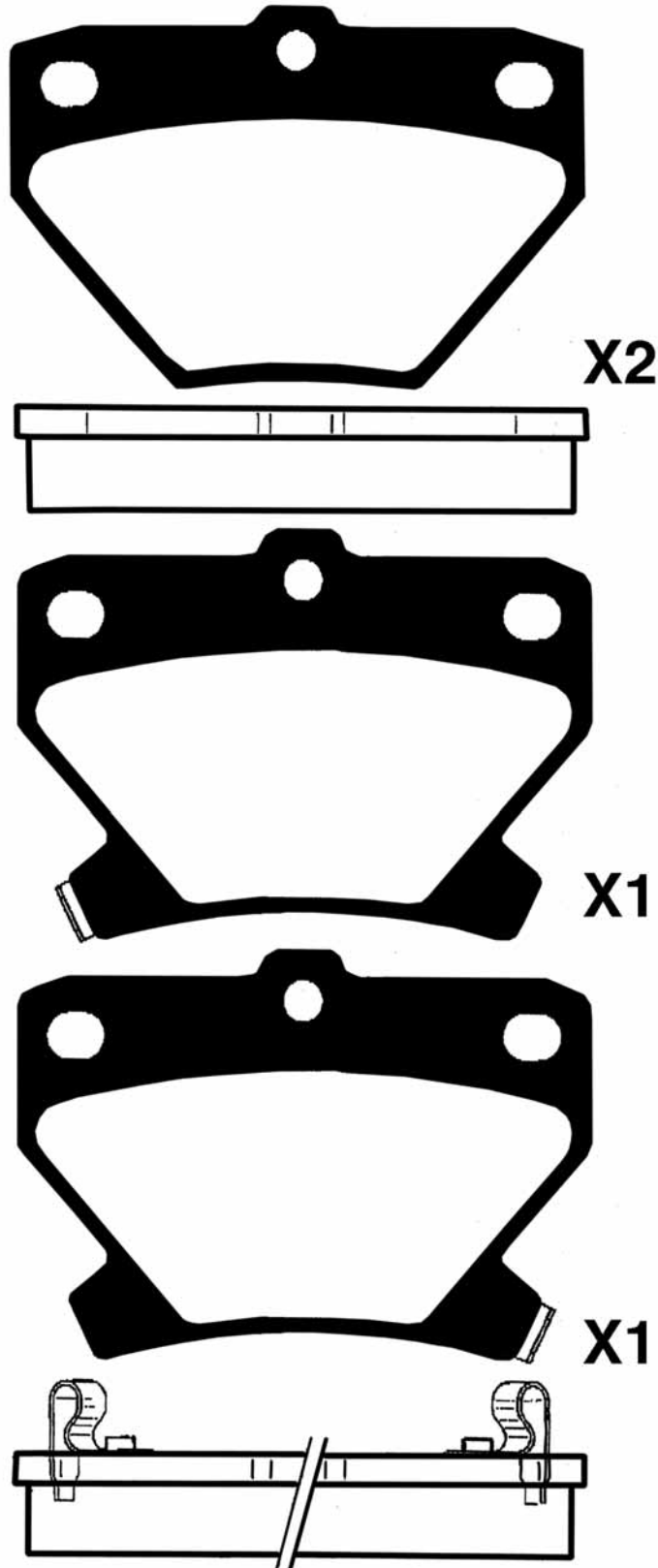


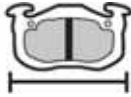


PP-202AF				WVA
	TOYOTA	L	H	Th
	92,8	50,4	14,4	20567

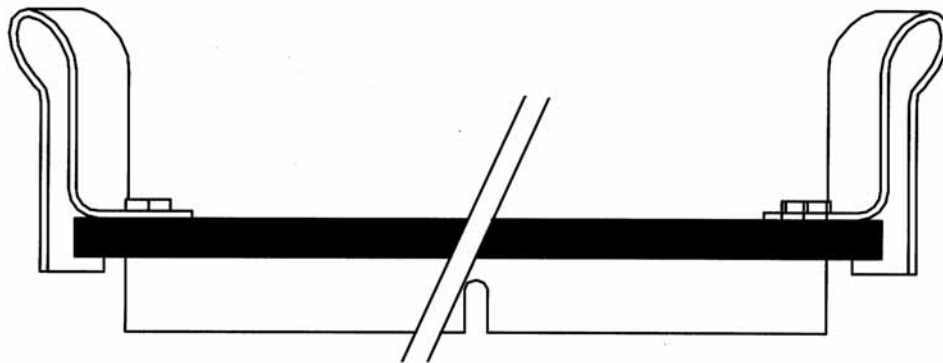
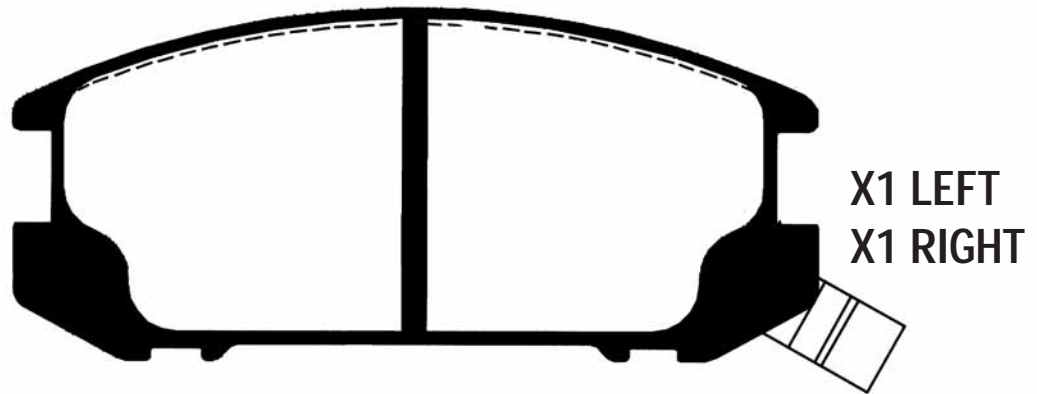
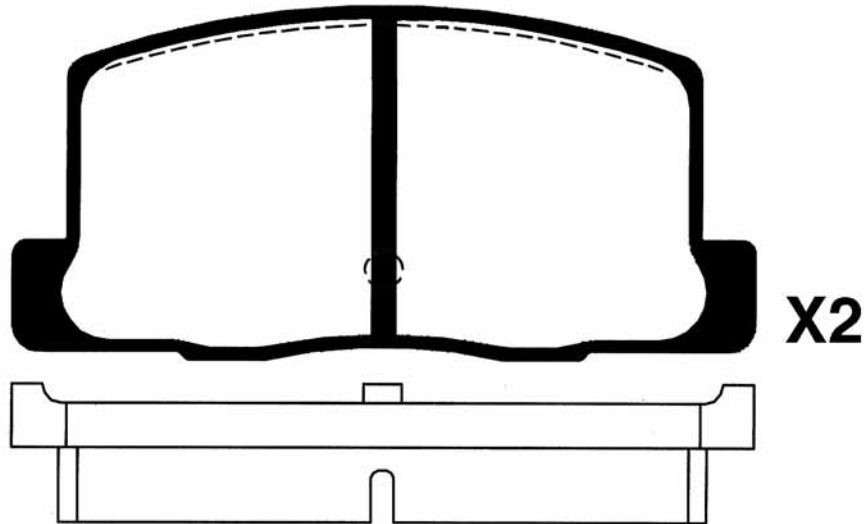





X4

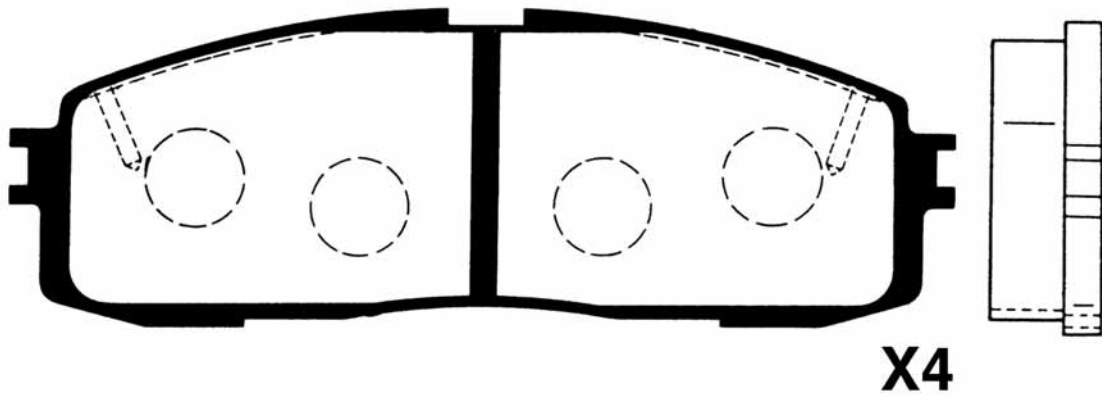
PP-203AF TOYOTA				WVA
	L 78,5	H 52,3/55,4	Th 13,3	23523




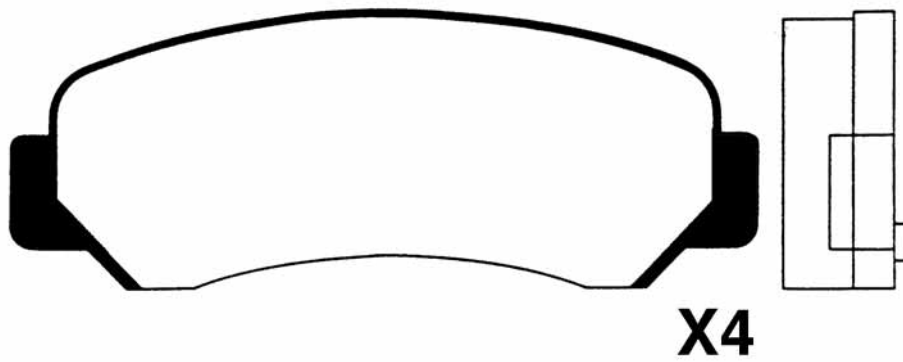
PP-204AF							WVA
	TOYOTA	L	H	Th			
	106,6/98,5	47	14,7/15,6			21759	



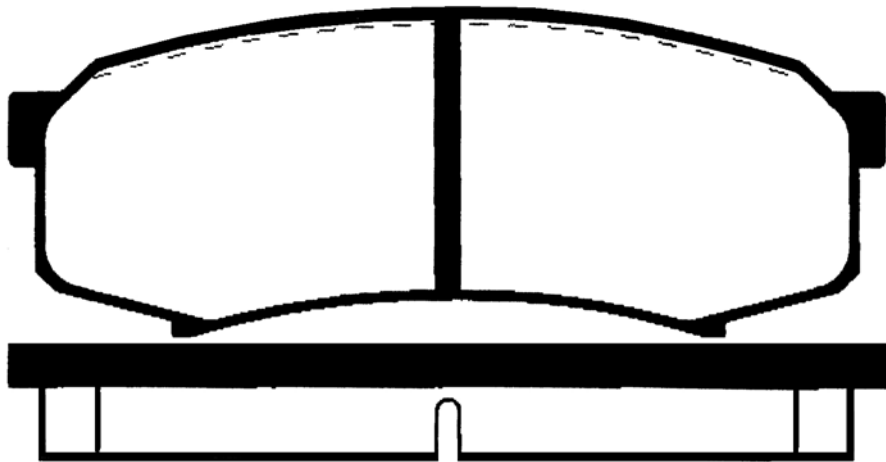
PP-206AF TOYOTA - LEXUS				WVA
	L	H	Th	
	125,6	42,4	14,9	20004



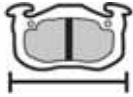


PP-207AF				WVA
	TOYOTA	L	H	Th
	98,9	37	14,2	21046

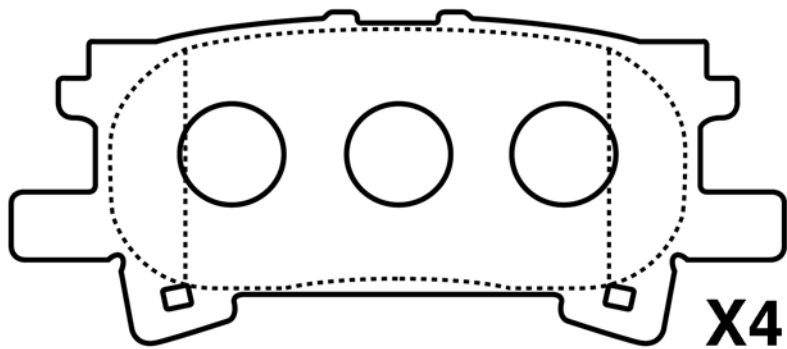


PP-210AF TOYOTA - MITSUBISHI				WVA
	L 116,2	H 44	Th 15	21947

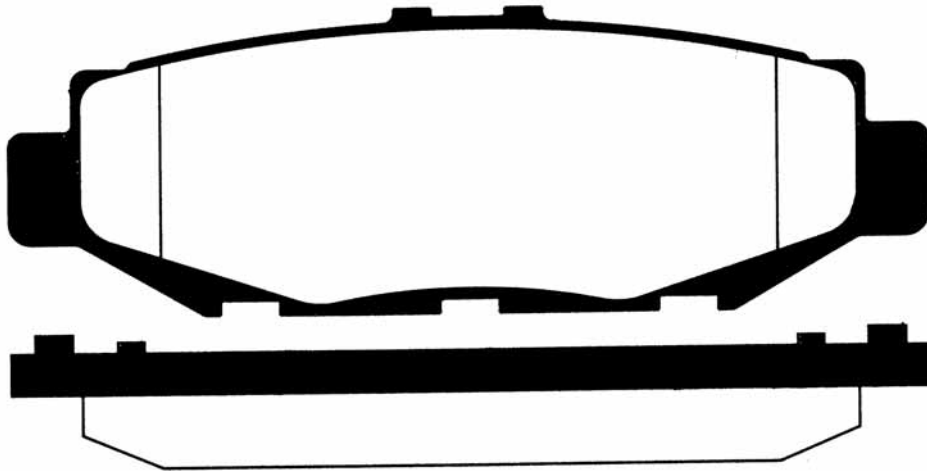


X4



PP-211AF							WVA
	LEXUS	L	H	Th			
	102	43,6	15,5				

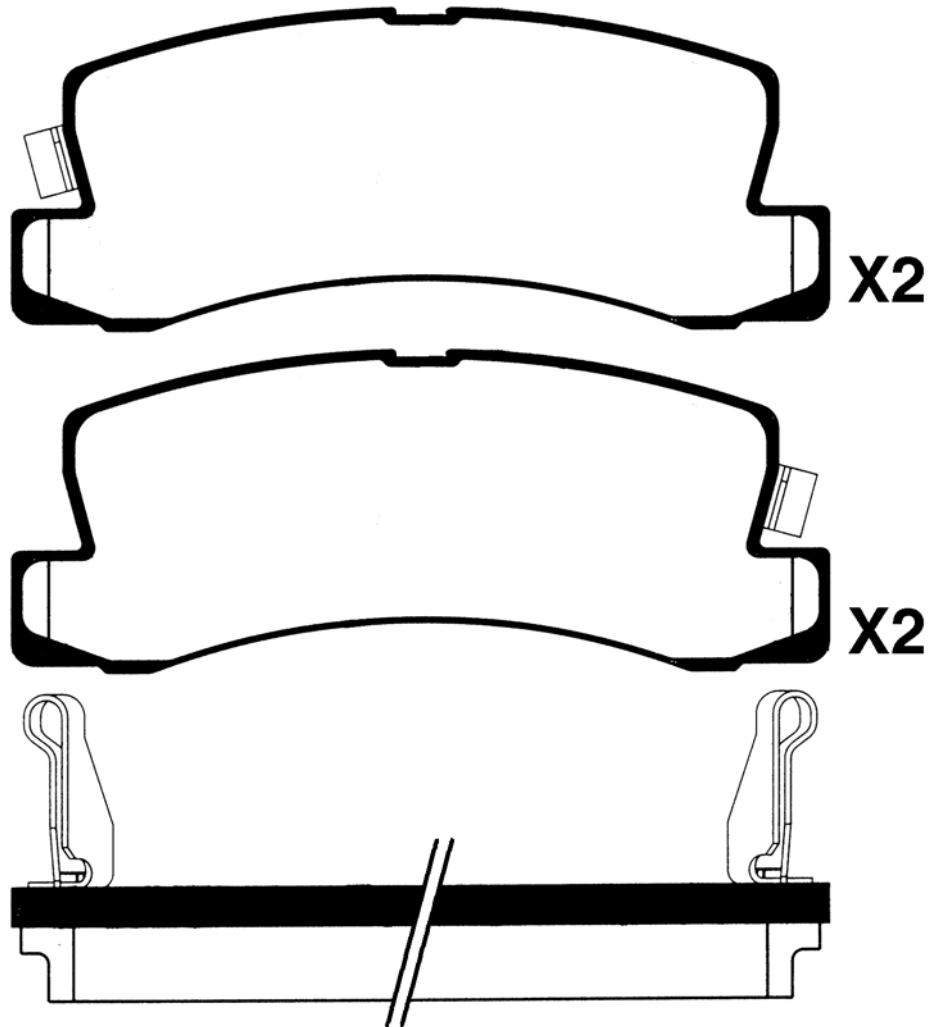


PP-212AF LEXUS				WVA
	L 122	H 41	Th 15,4	

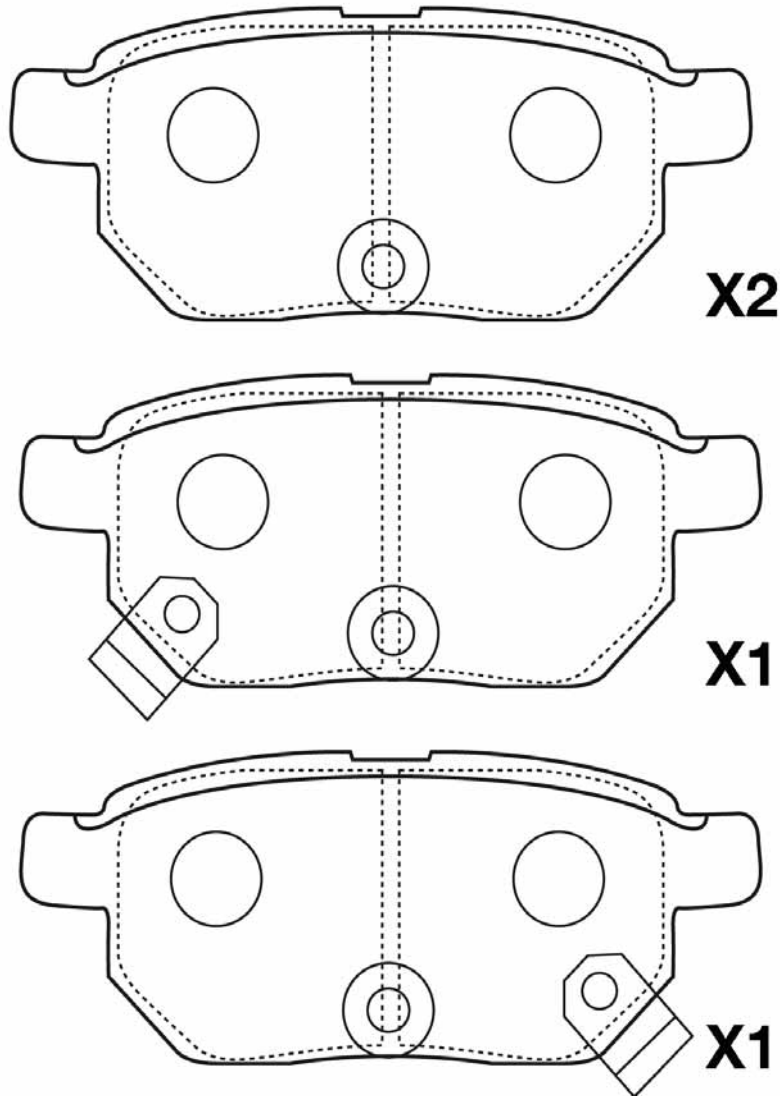


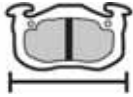


X4

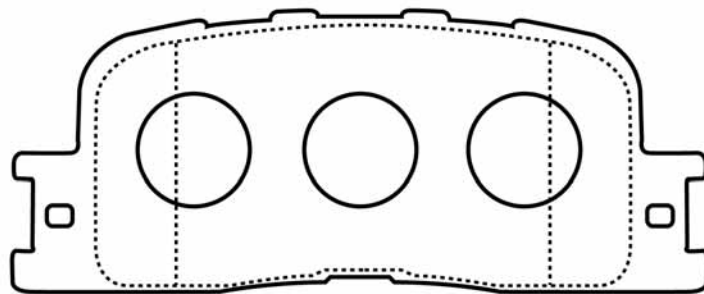
PP-213AF TOYOTA - LEXUS				WVA
	L 108	H 43,1	Th 15	20076



PP-214AF TOYOTA - SUBARU - LEXUS				WVA
	L	H	Th	24610
	98,2	42,5	14,8	

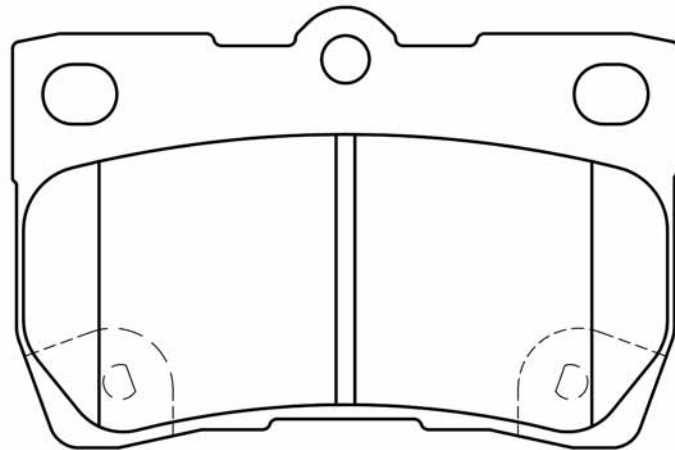
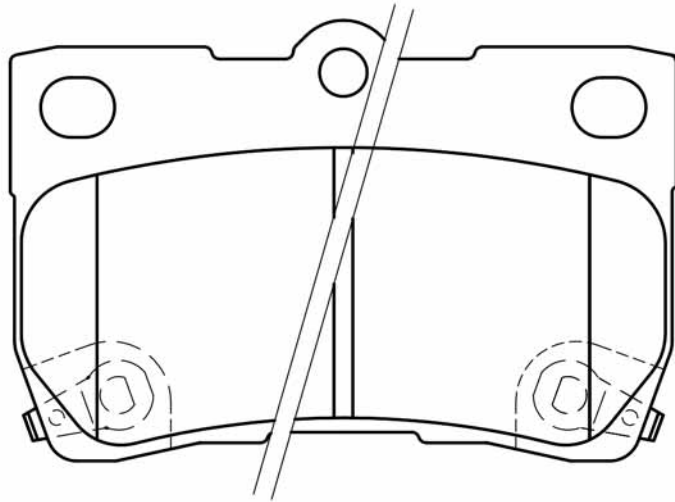


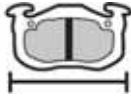


PP-216AF				WVA
TOYOTA	L	H	Th	
	92,9	37,8	15,8	23702

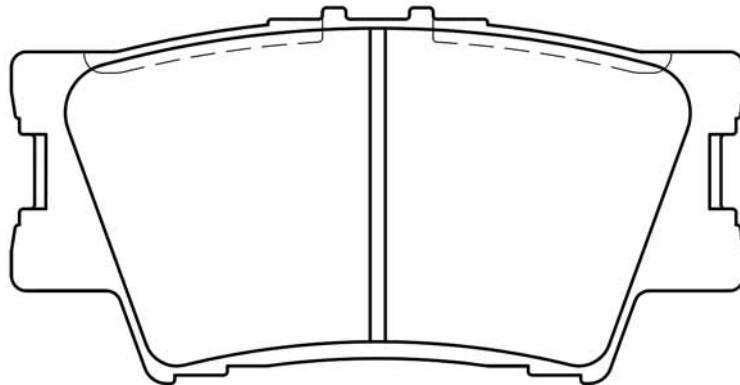





X4

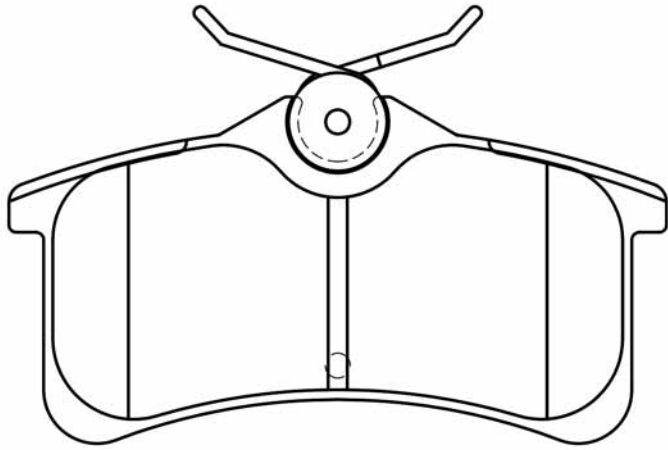
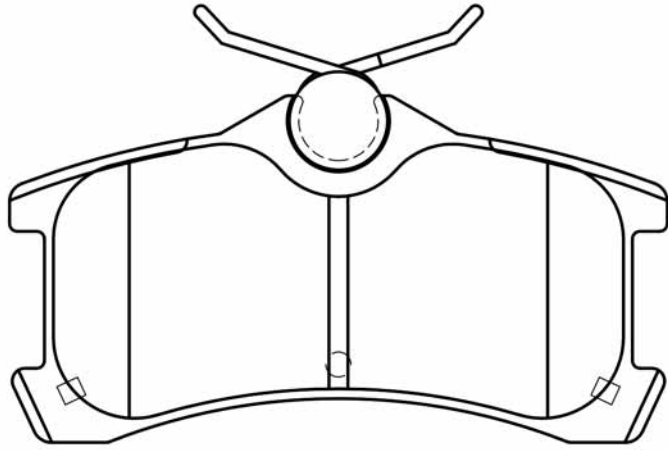
PP-217AF				WVA
	LEXUS	L	H	
	88	58	15,5	24323




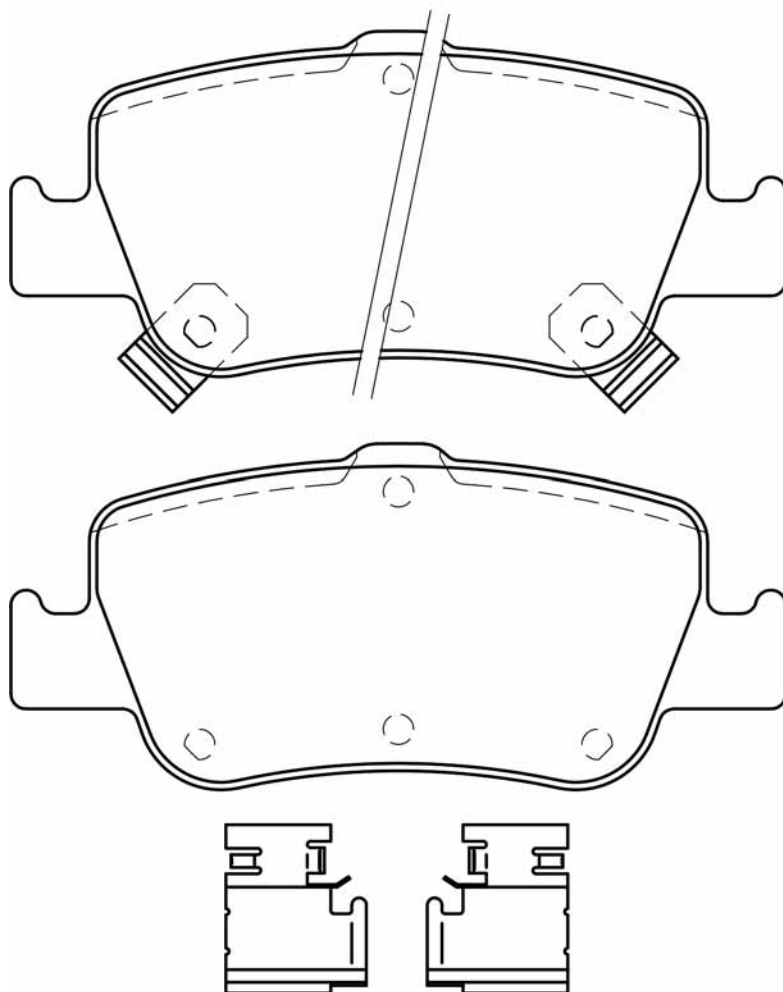
PP-218AF							WVA
	TOYOTA	L	H	Th			
	96,8	49,5	15,2			24338	

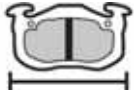




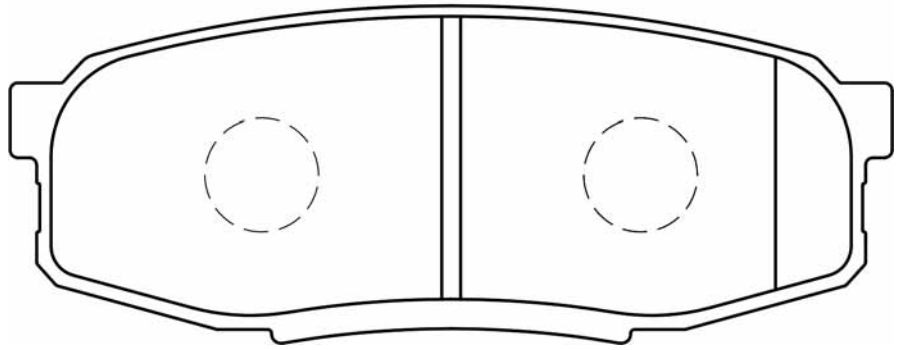
PP-219AF TOYOTA				WVA
	L	H	Th	24013
	87	50	16	






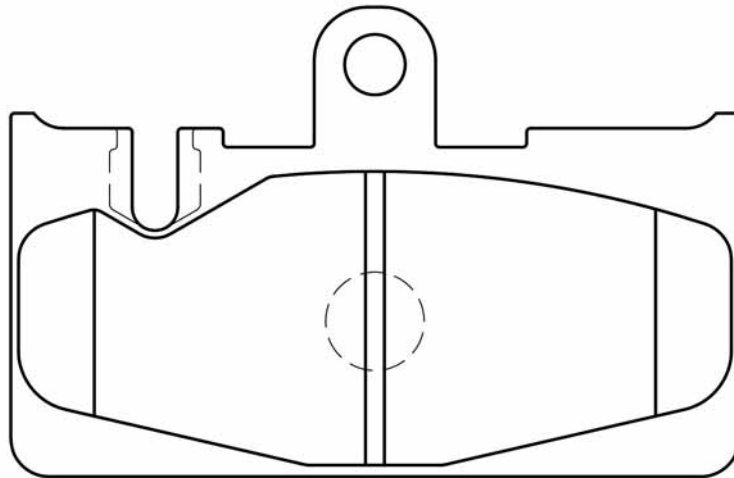
PP-220AF				WVA
	TOYOTA	L	H	Th
	102	46	16	24664

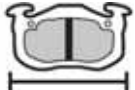




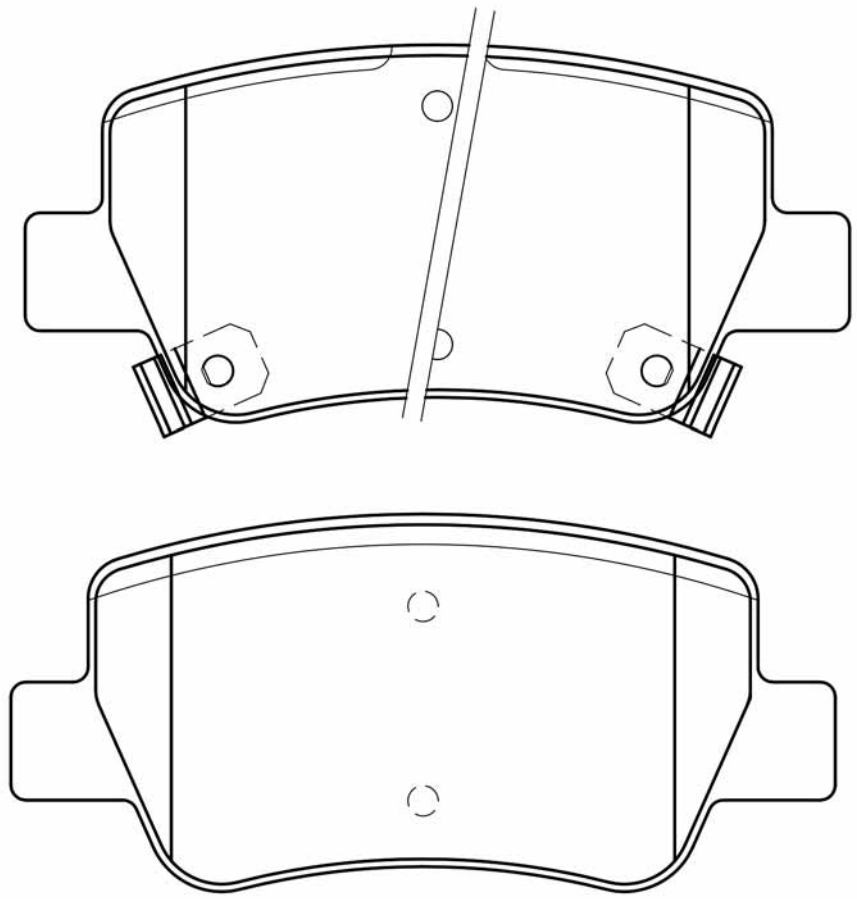
PP-221AF TOYOTA				WVA
	L	H	Th	
	116	45	17,5	24653





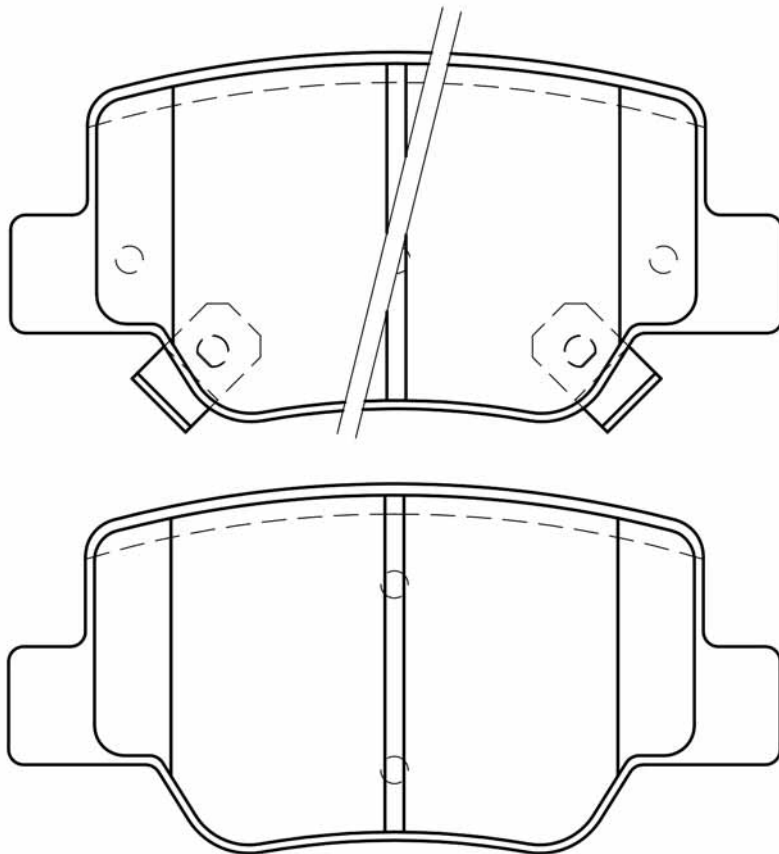
PP-222AF				WVA
LEXUS	L	H	Th	
	96	62	15	






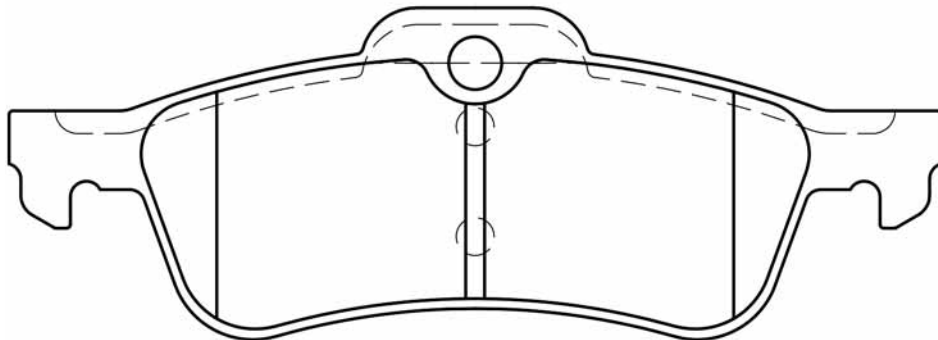
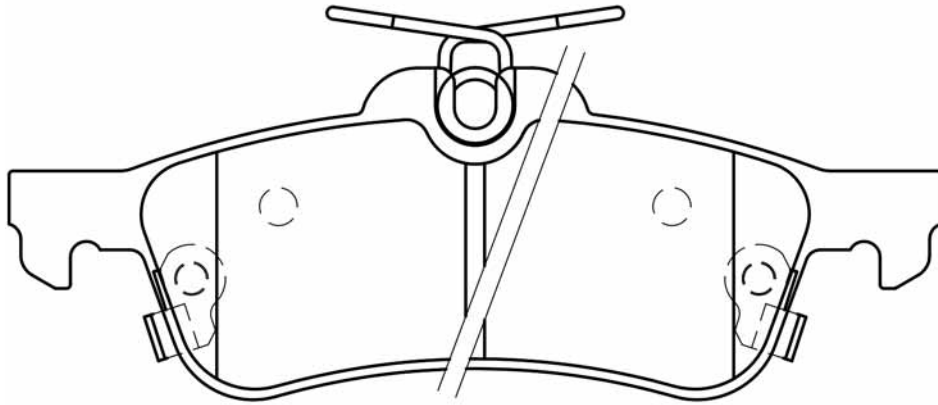
PP-223AF TOYOTA				WVA
	L	H	Th	
	109	50	16,5	24885






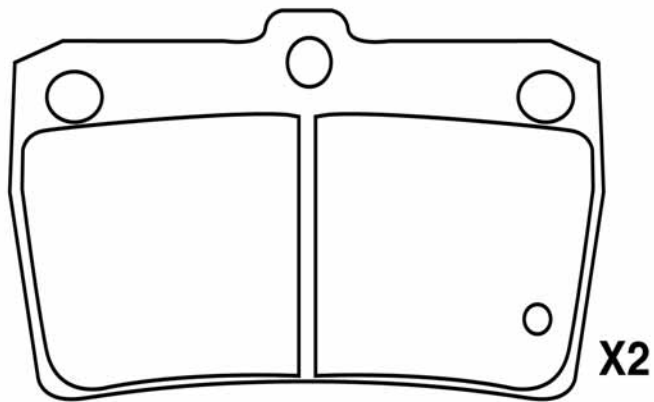
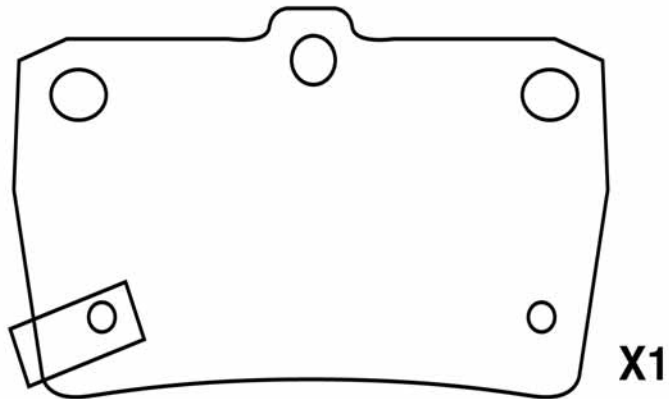
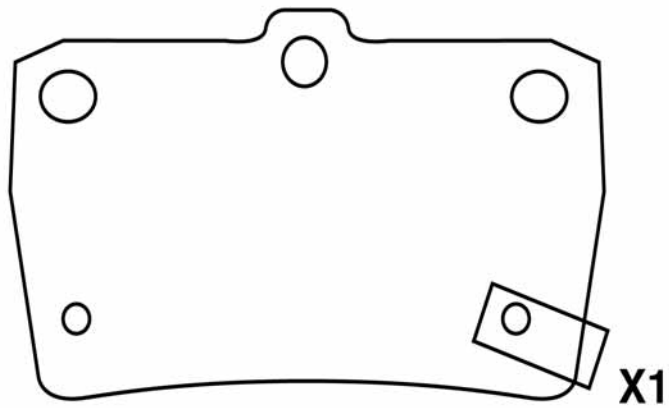
PP-224AF TOYOTA				WVA
	L 102	H 49	Th 16,5	24926






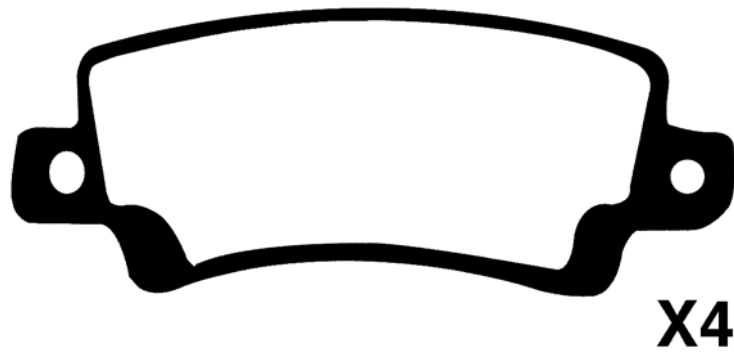
PP-225AF TOYOTA				WVA
	L 123	H 44	Th 15	24574

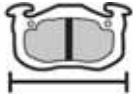




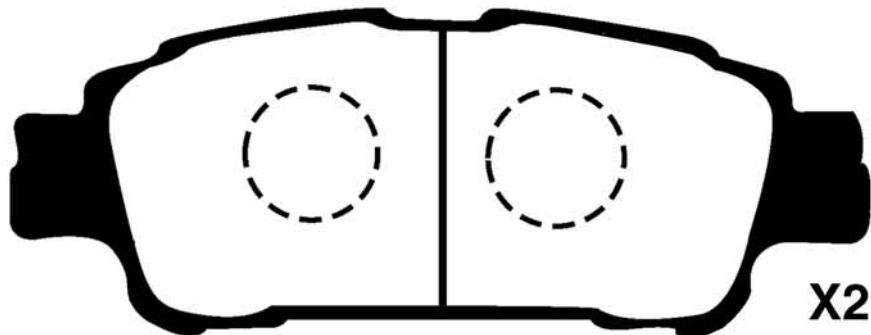
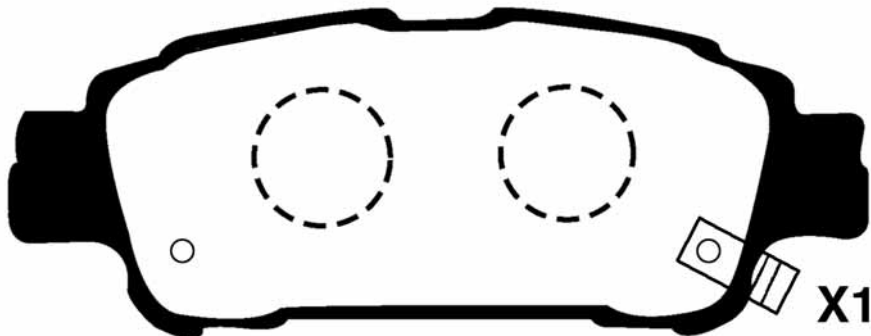
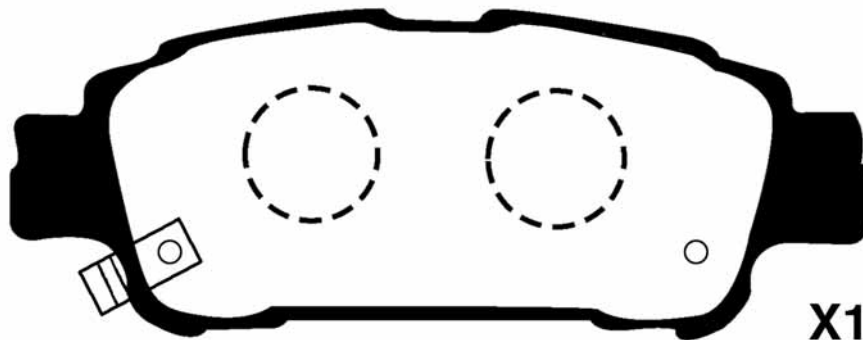
PP-256AF TOYOTA - DR							WVA
	L	H	Th				
	78,5	54	13,6				23656






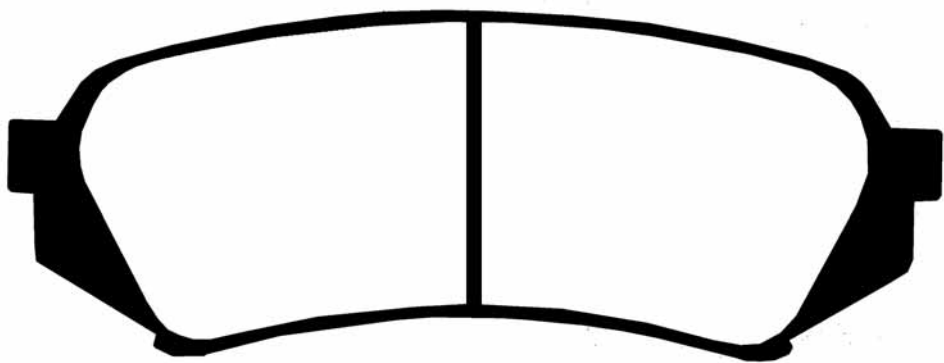
PP-257AF TOYOTA				WVA
	L 95,6	H 38	Th 14,7	23816



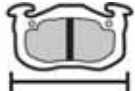

PP-258AF							WVA
	TOYOTA	L	H	Th			
	112,4	42,9	16			23646	




PP-259AF TOYOTA				WVA
	L 123,2	H 45,6	Th 17,7	23539



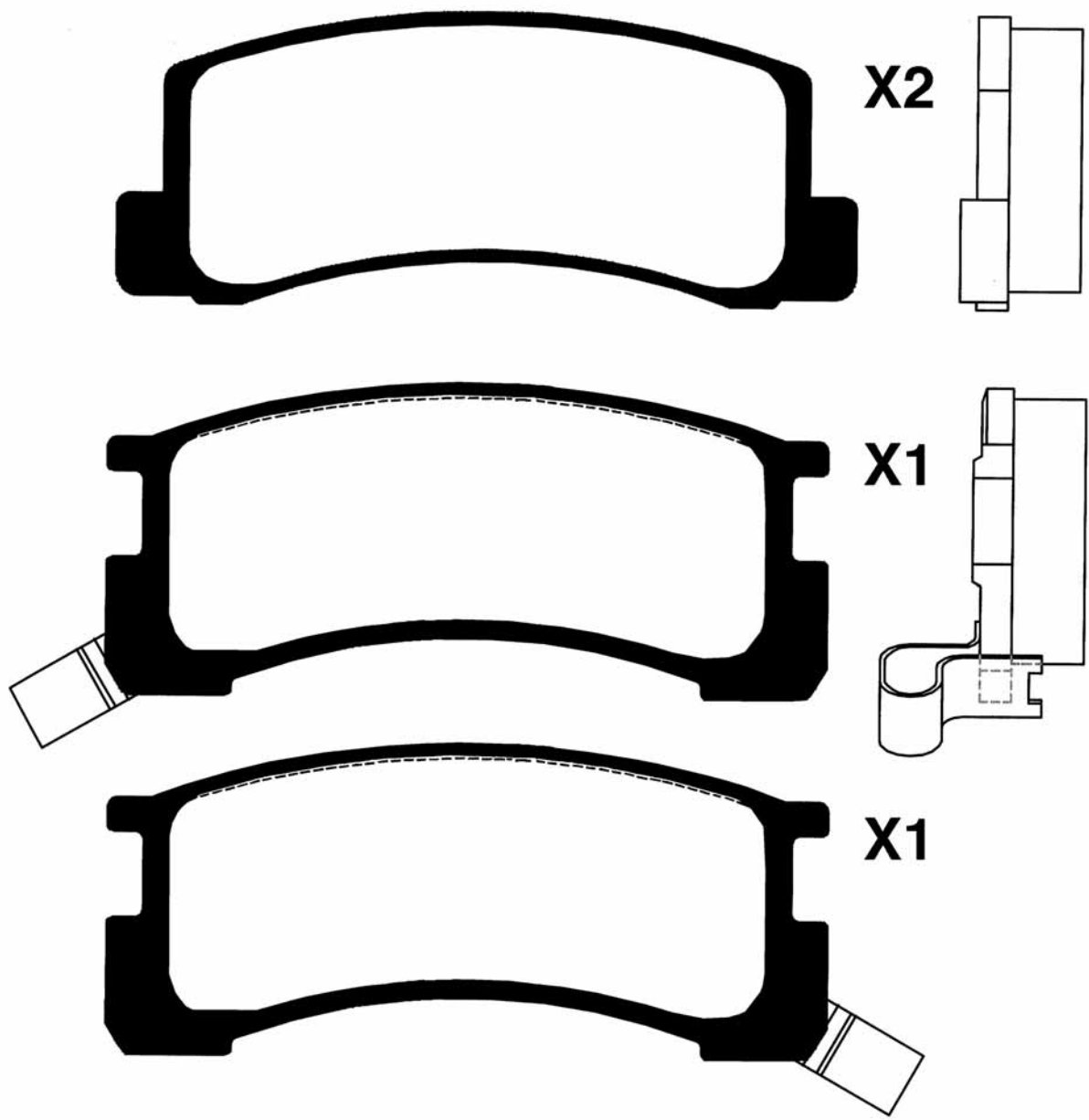
X4




PP-260AF				WVA
	LEXUS	L	H	
	57,1	63,7	15,3	

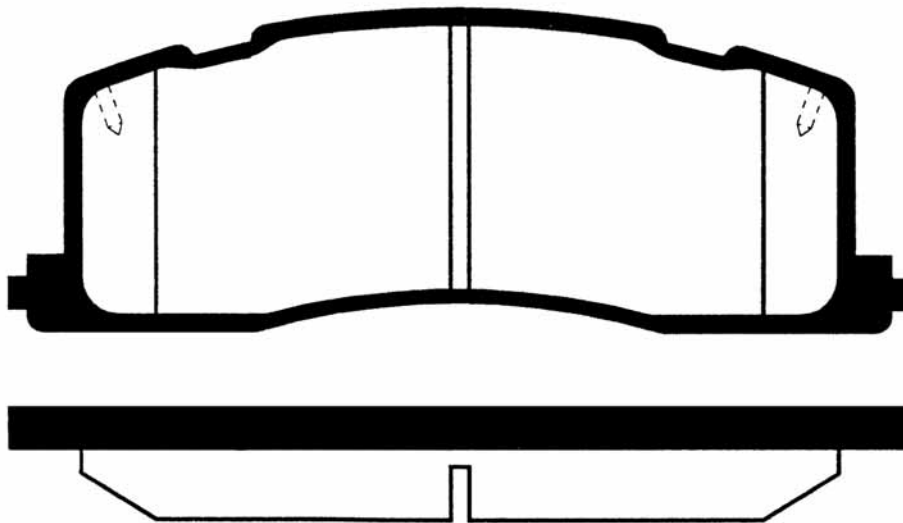


X4




PP-261AF TOYOTA				WVA
	L	H	Th	
	105/107,1	45,9/43,4	14,9/14,6	

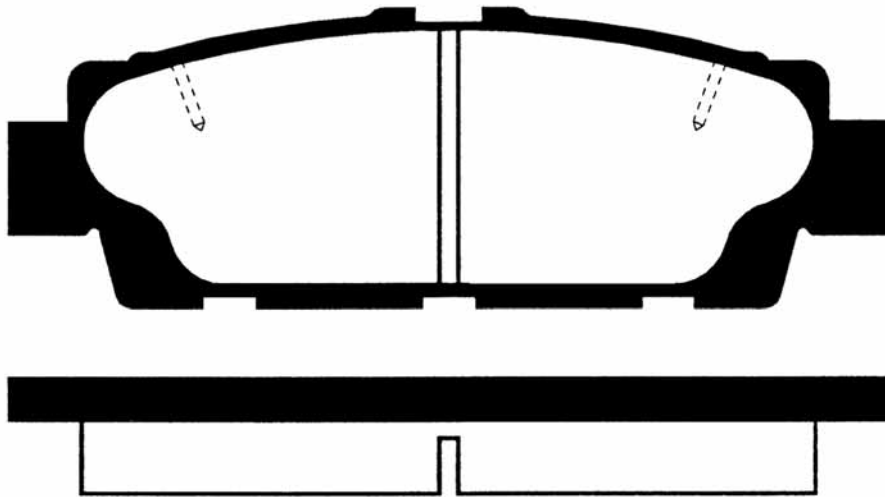


PP-262AF				WVA
	TOYOTA	L	H	Th
	119,7	43	15,2	21668

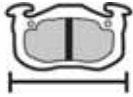




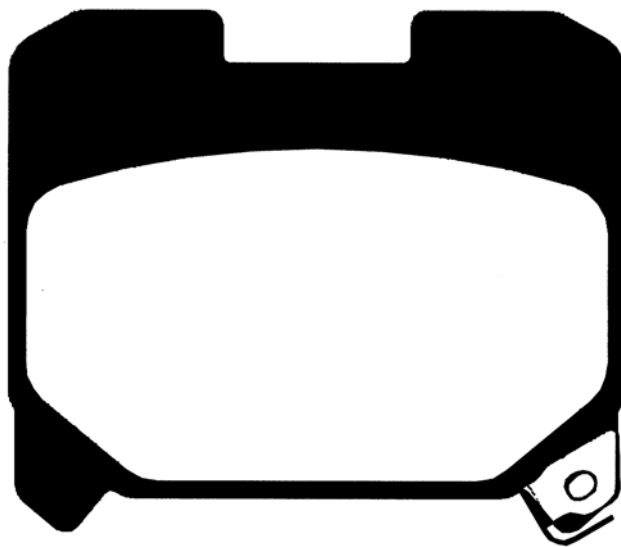
X4

PP-265AF LEXUS				WVA
	L	H	Th	23429
	117	40,2	15	


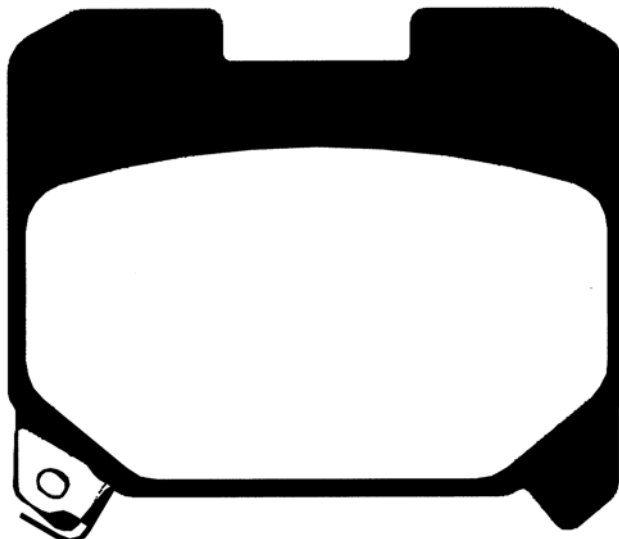


X4




PP-294AF							WVA
	TOYOTA	L	H	Th			
	81	69,6	16,8			21955	

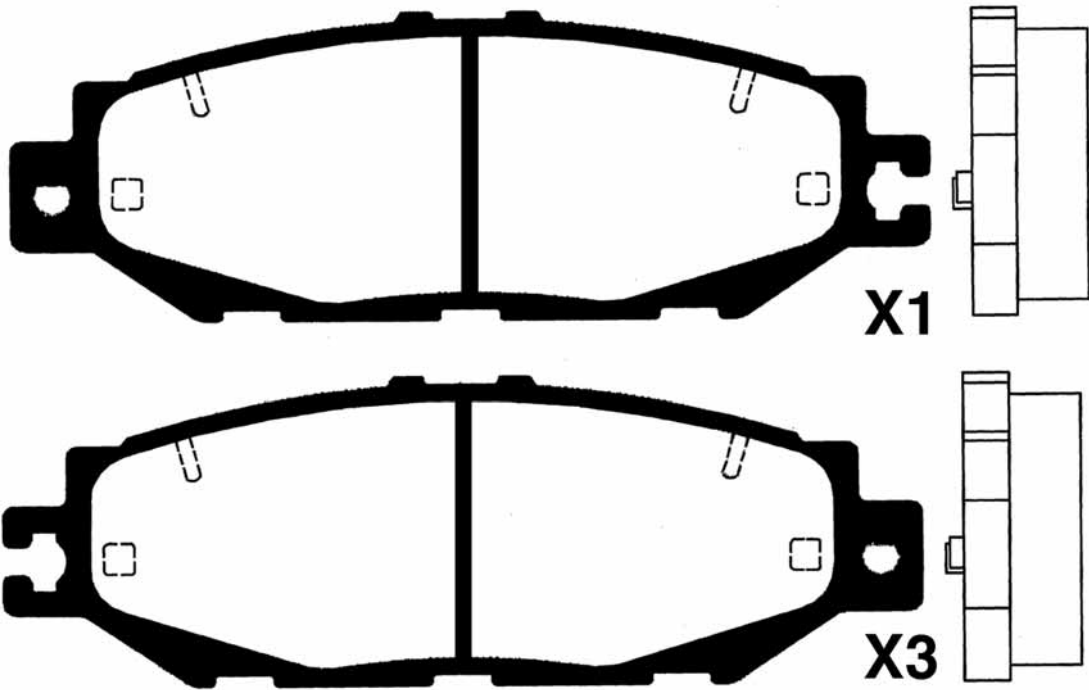


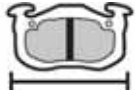


X2

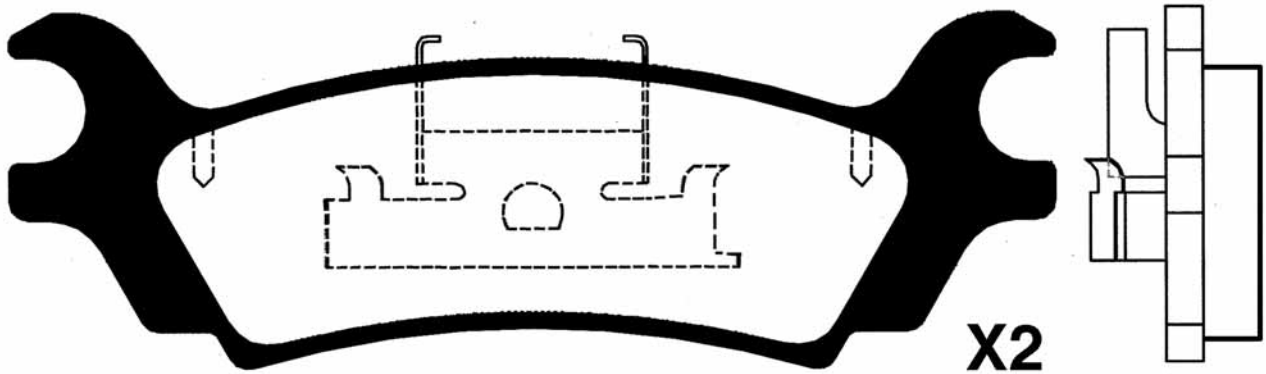
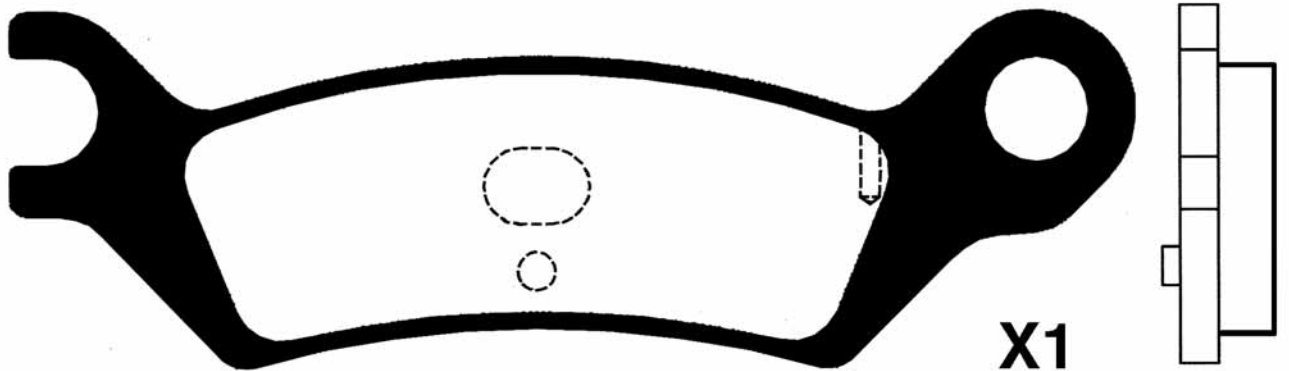
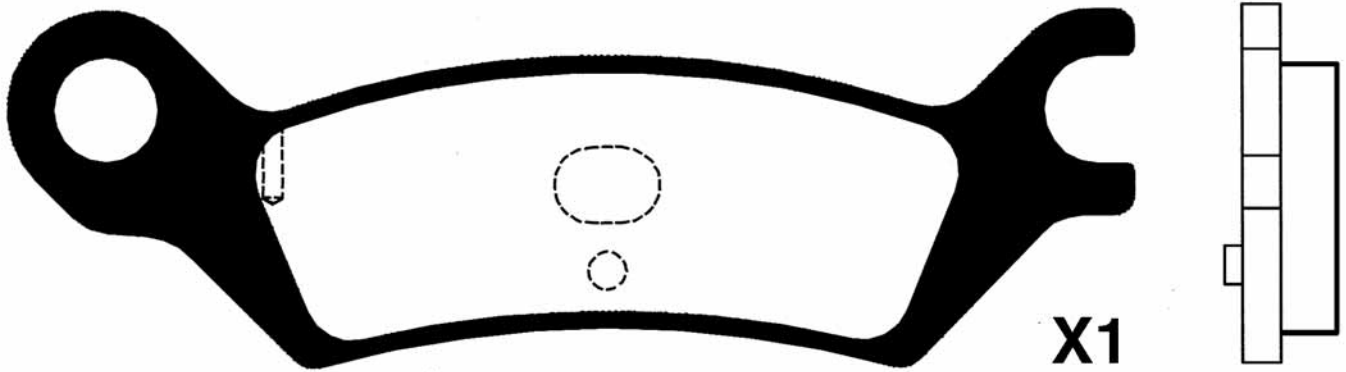





X2

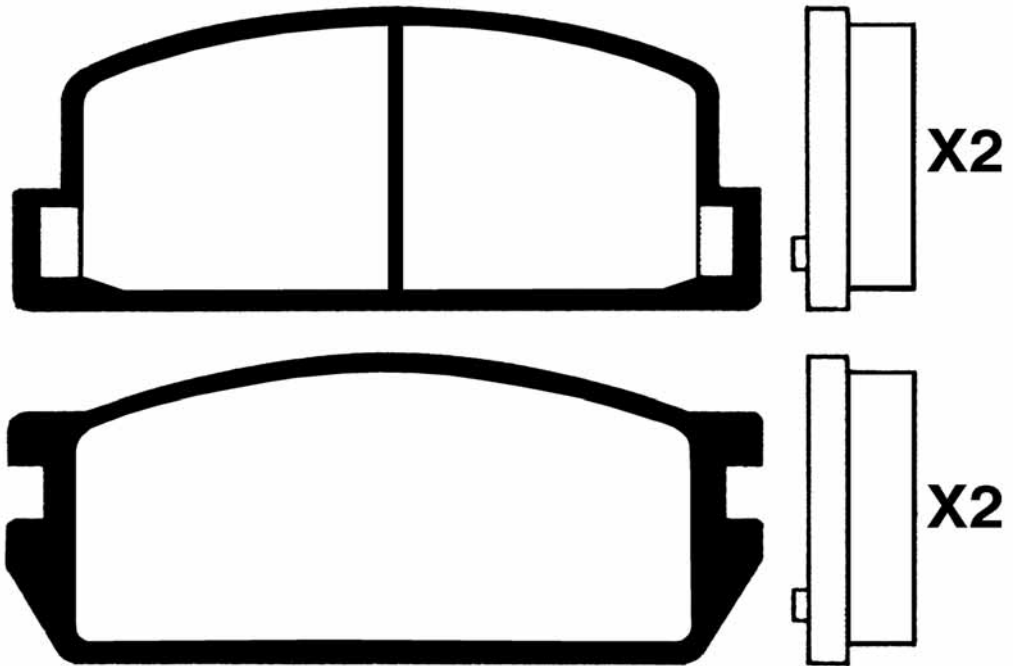
PP-295AF LEXUS				WVA
	L	H	Th	
	122	40,9	15,2	

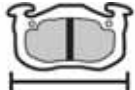




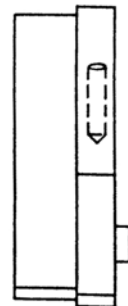
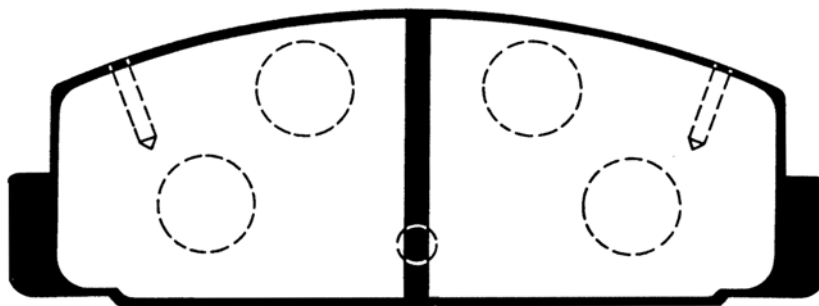
PP-300AF						WVA
	MAZDA	L	H	Th		
	149,3/138,6	48,1/47,5	12,7	20899		






PP-301AF MAZDA - ISUZU				WVA
	L	H	Th	
	99	39,4	13	20954

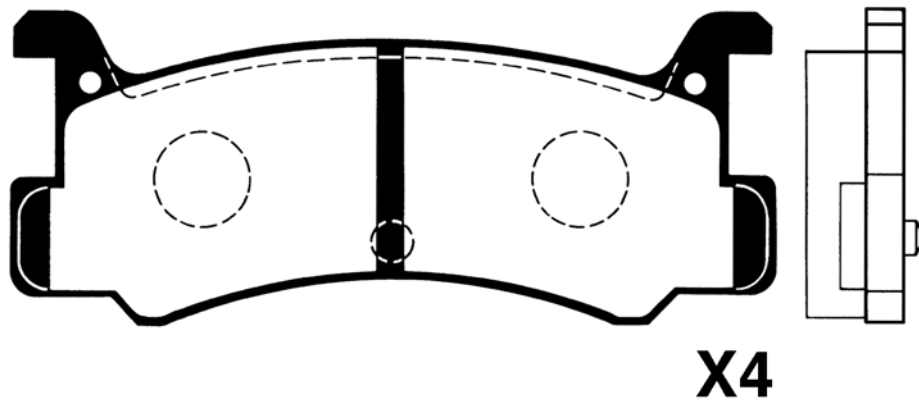



PP-302AF							WVA
	MAZDA	L	H	Th			
	108	39,7	12,7	20031			

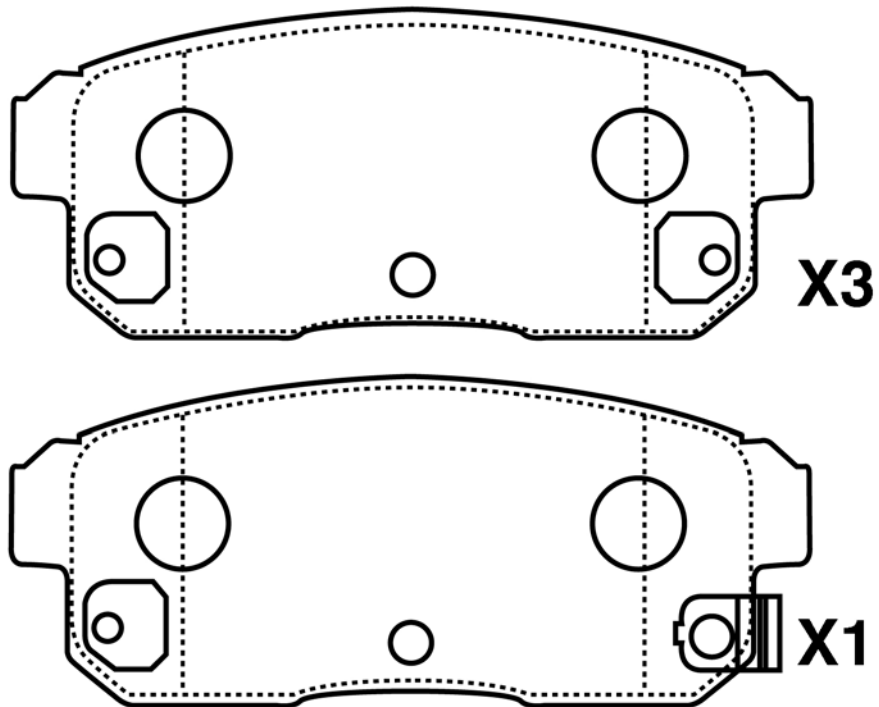





X4

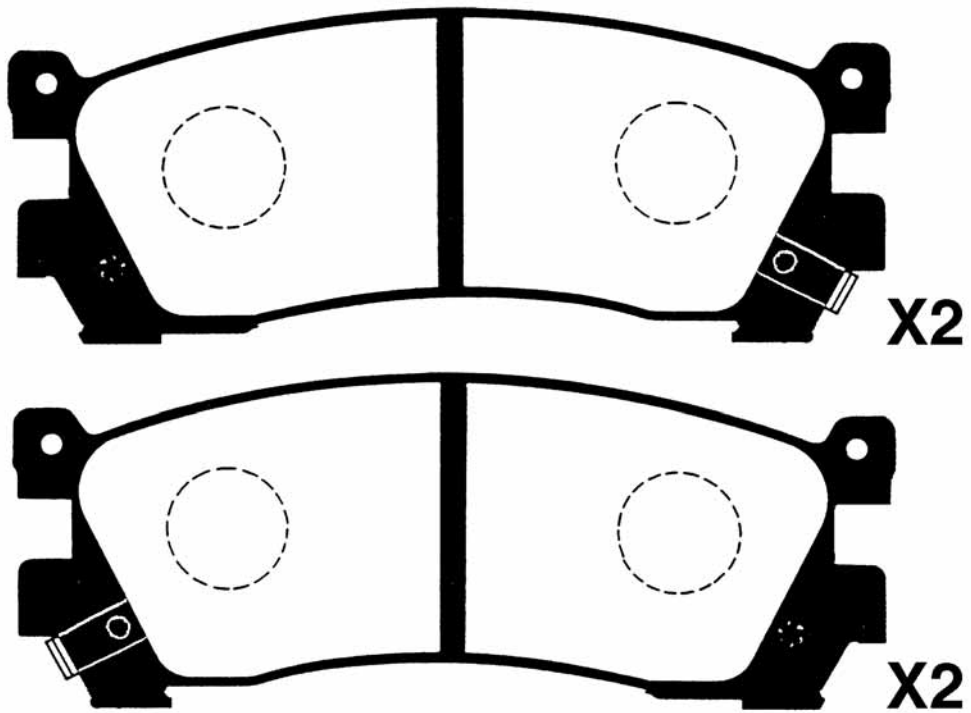
PP-303AF MAZDA - DAIHATSU				WVA
	L 101,8	H 42,7	Th 12,1	20008

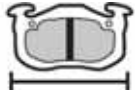





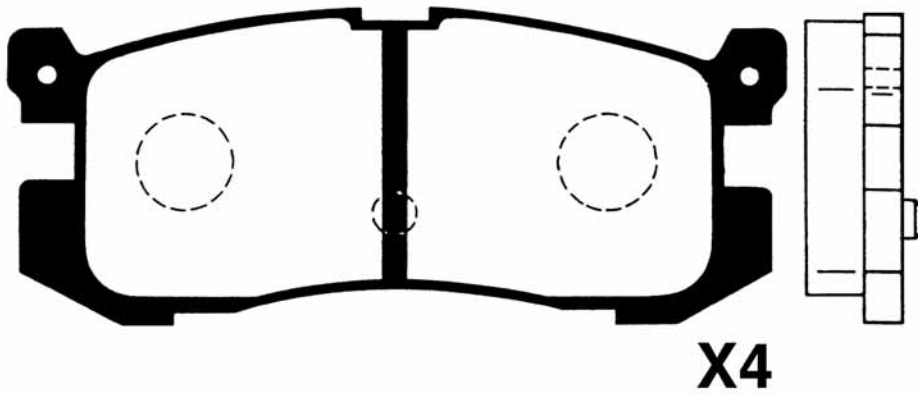
PP-304AF				WVA
	MAZDA	L	H	Th
	105,5	43,1	14,4	24039






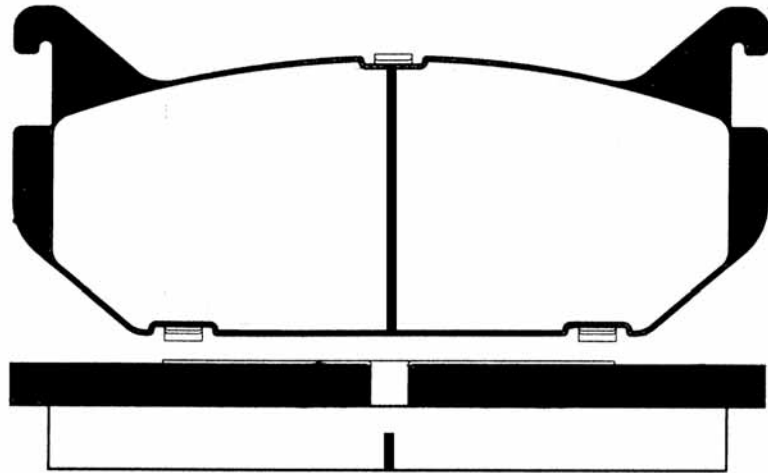
PP-305AF MAZDA				WVA
	L 117	H 42,5	Th 12,6	21569






PP-306AF					WVA
					
MAZDA	L	H	Th		
	104	41,4	12,7	21558	

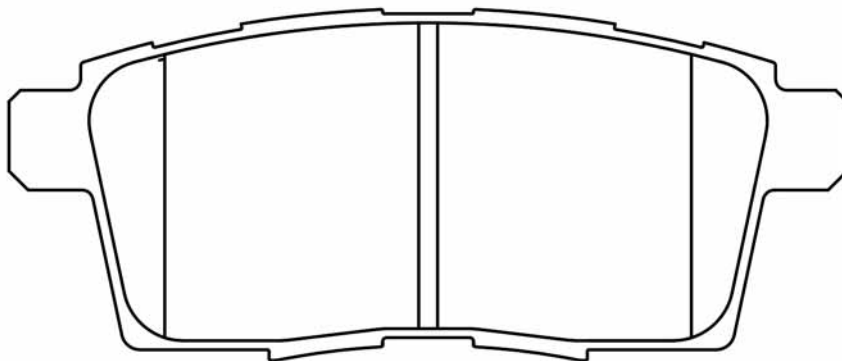


PP-307AF MAZDA				WVA
	L	H	Th	
	100,3	43,5	12,9	21766

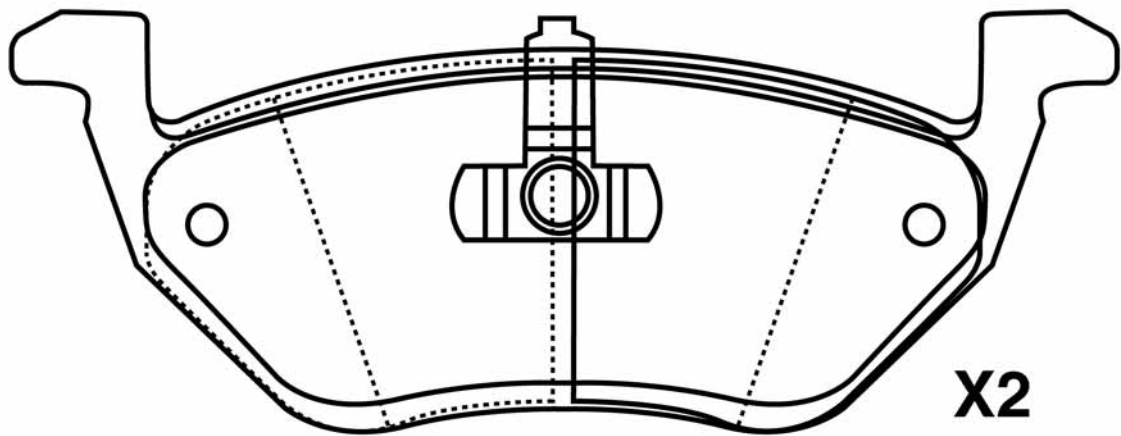
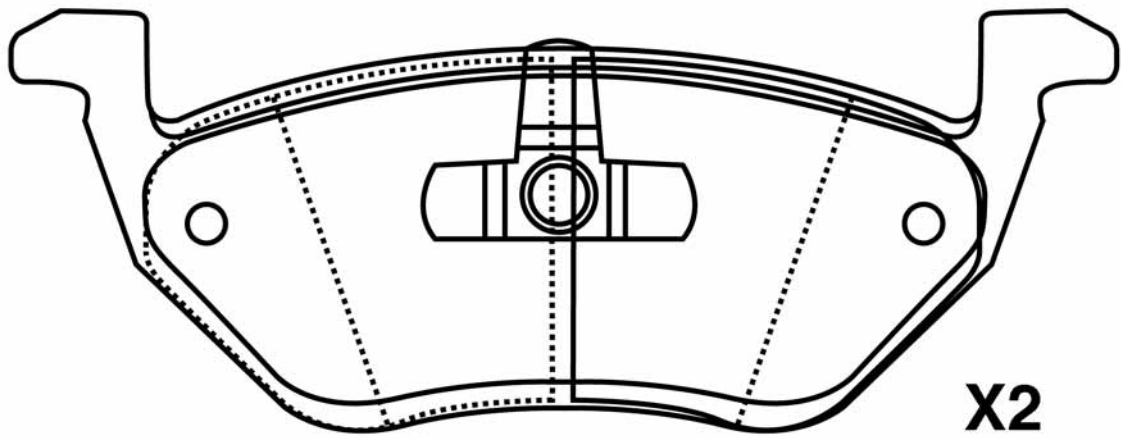





X4

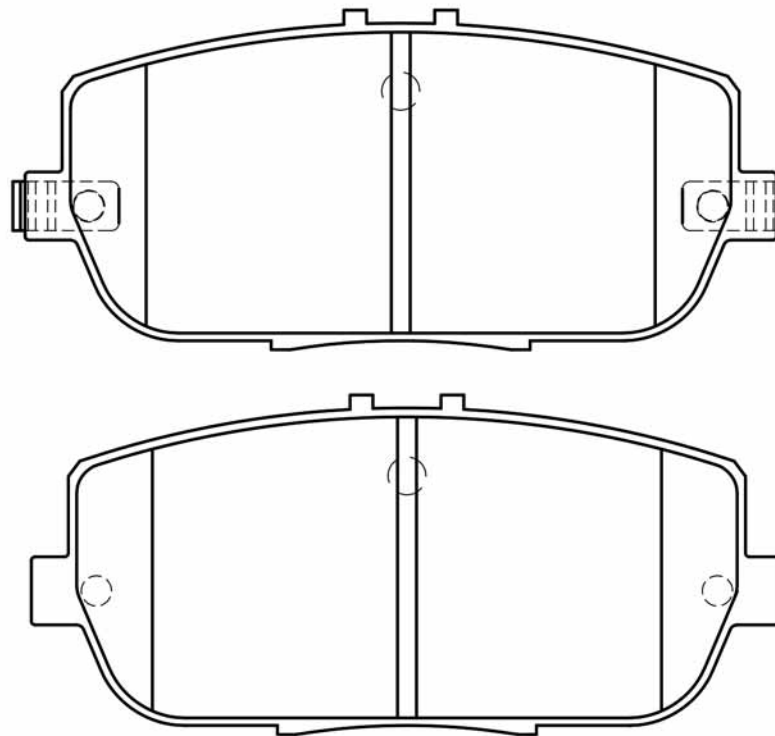
<p>PP-309AF</p>				<p>WVA</p>
<p>MAZDA</p>	<p>L</p>	<p>H</p>	<p>Th</p>	<p>24545</p>
	<p>111</p>	<p>45</p>	<p>17</p>	




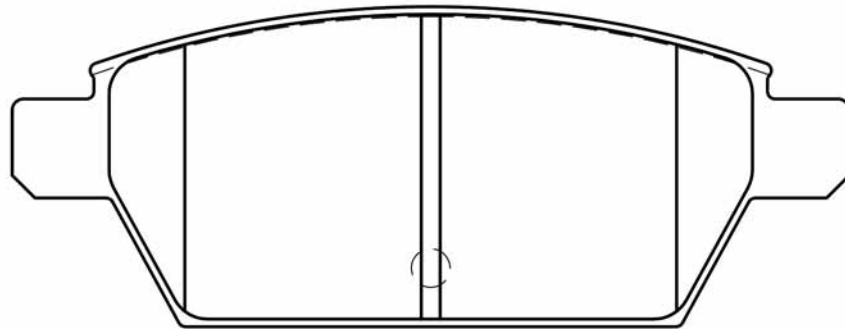
PP-310AF MAZDA				WVA
	L 146	H 55,1	Th 18	24670




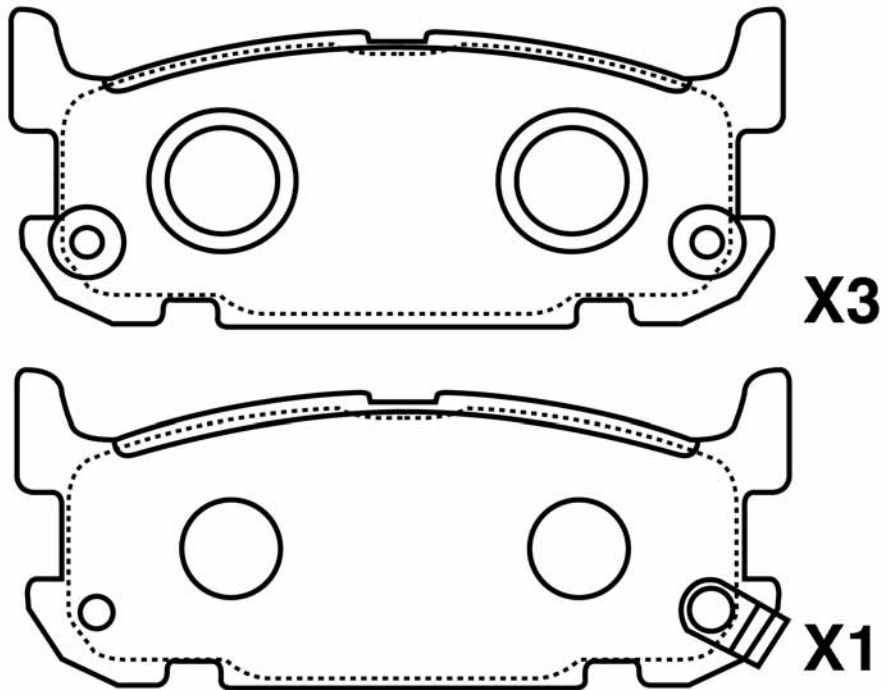
<h1>PP-311AF</h1>				<h1>WVA</h1>
<h2>MAZDA</h2>	L	H	Th	
	99	45	13,5	



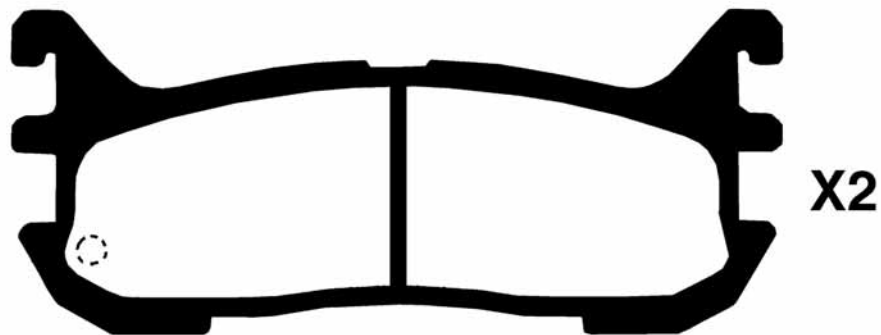
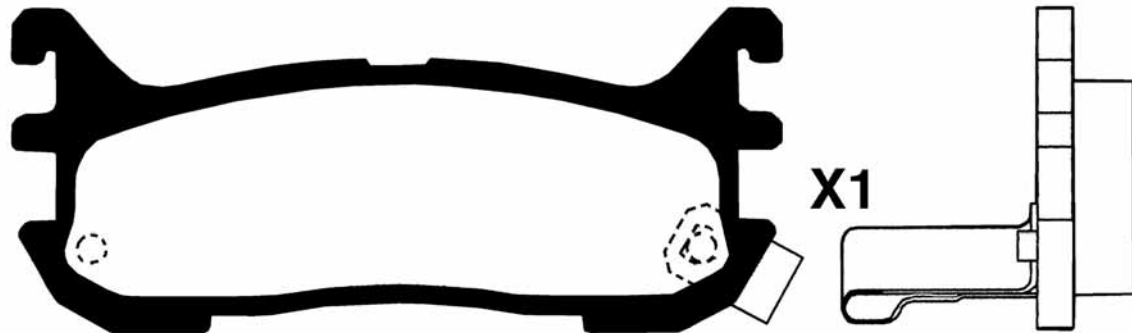

PP-312AF				WVA
	MAZDA	L	H	
	111	42	14,5	24581

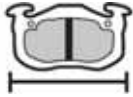




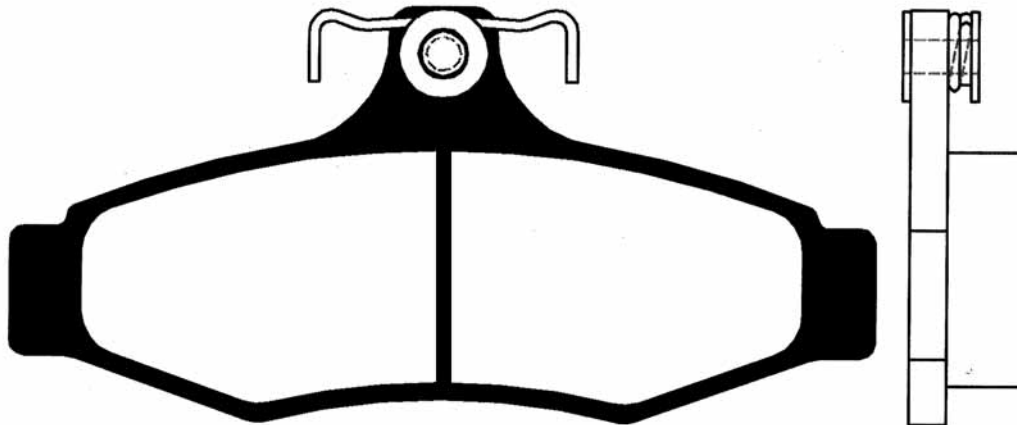
PP-345AF				WVA
	MAZDA	L	H	Th
	102	43	12,5	24029



PP-391AF MAZDA				WVA
	L 102,2	H 43	Th 12	23389

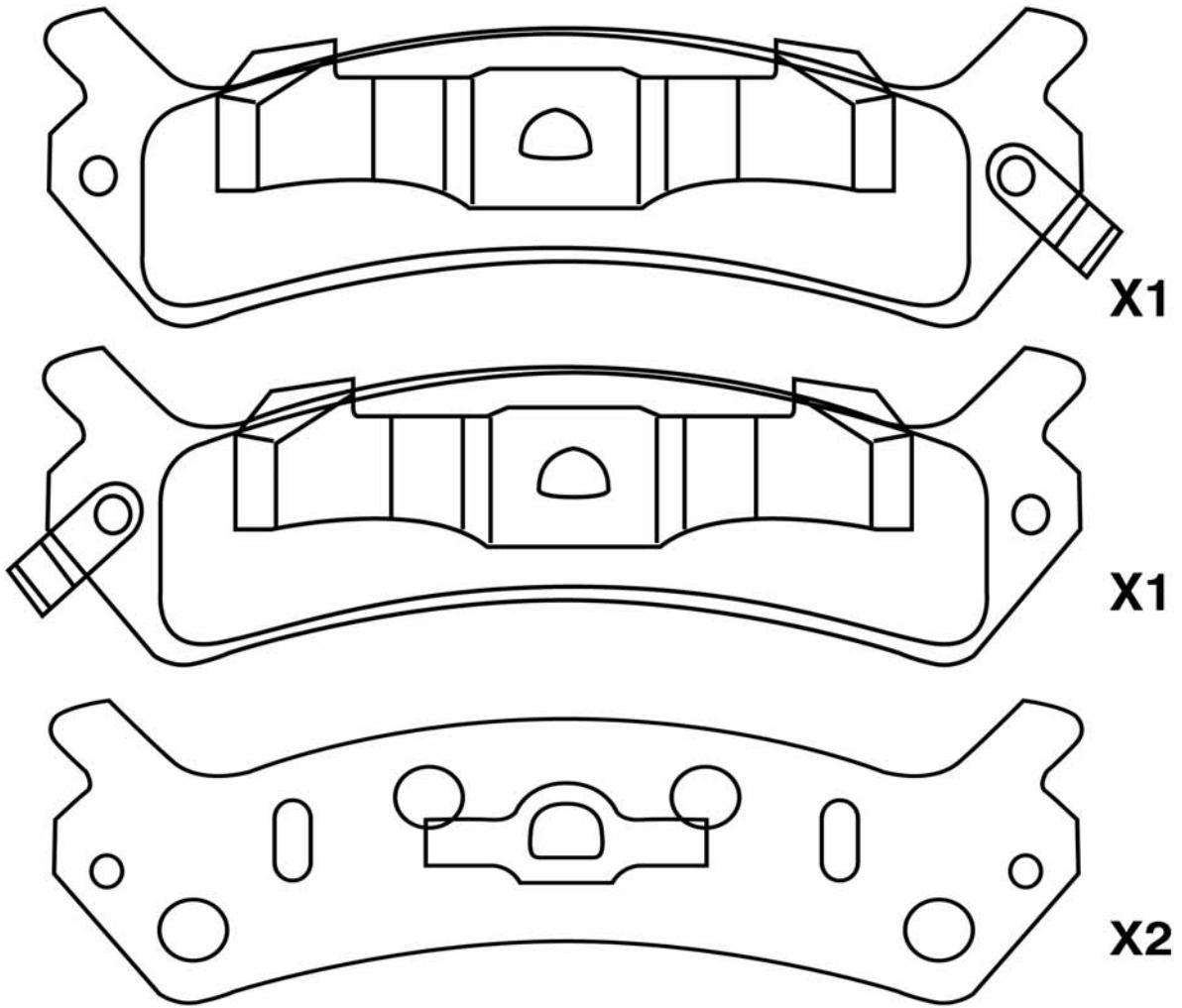



PP-398AF DAEWOO				WVA 23237
	L	H	Th	
	114,2	54,8	14,6	

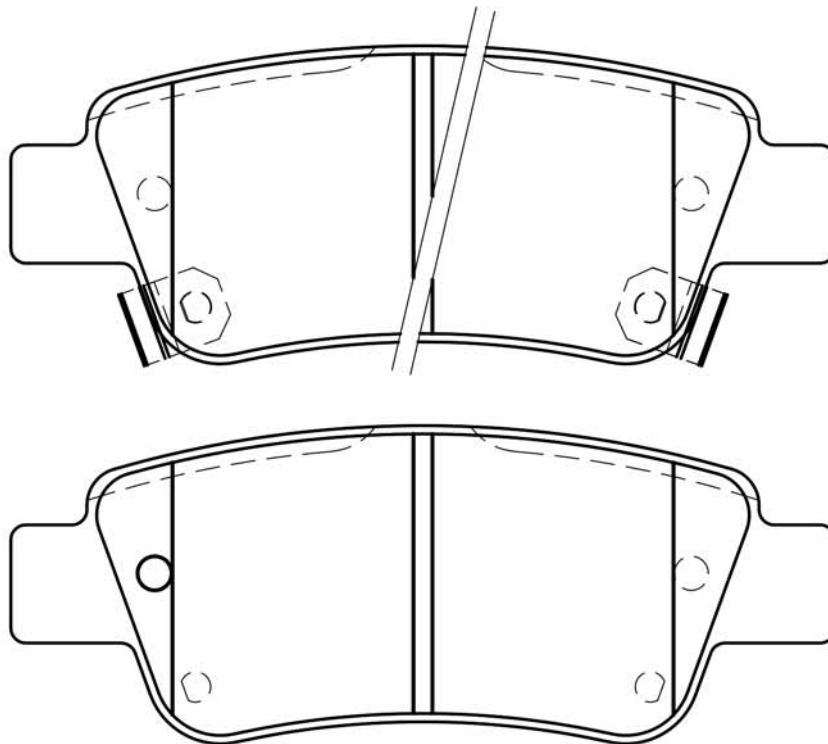



X4

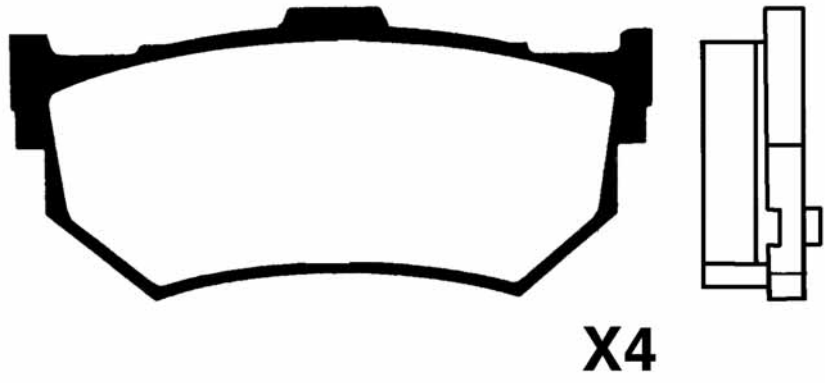
PP-399AF HYUNDAI				WVA
	L 137,7	H 40,2	Th 14,4	21770






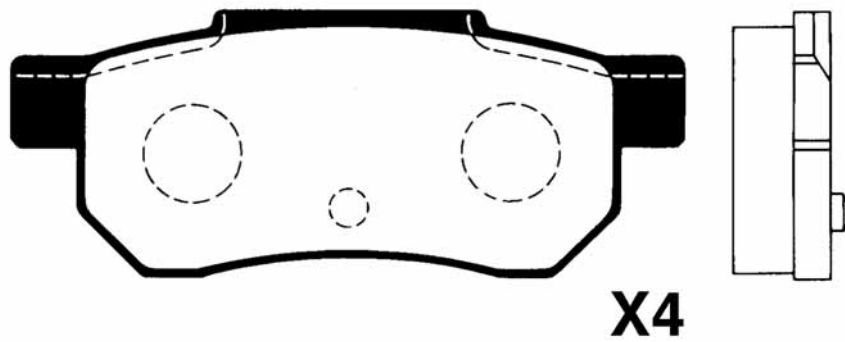
PP-400AF				WVA
	HONDA	L	H	Th
	109	42	16	24635






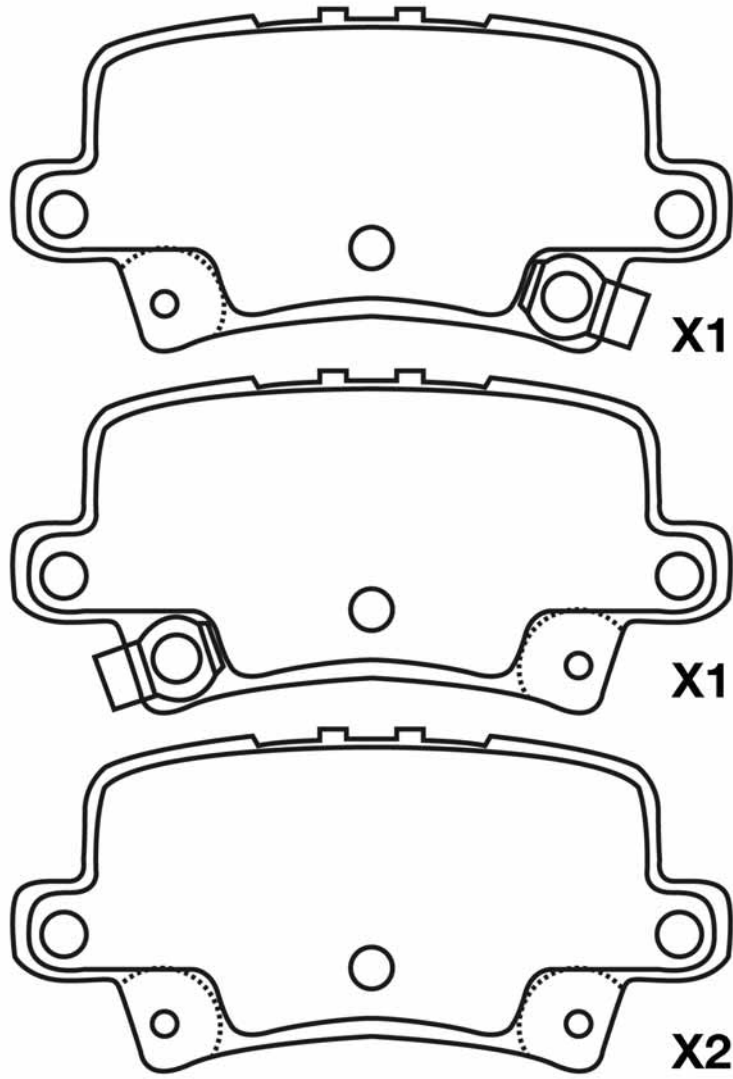
PP-401AF				WVA
	HONDA	L	H	
	85,6	38,8	12,6	

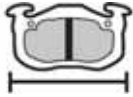




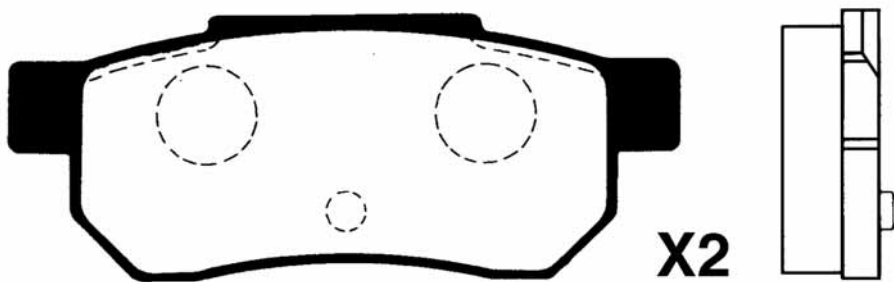
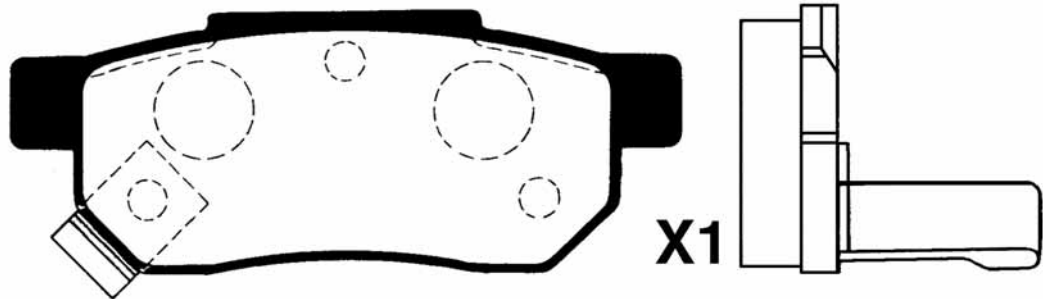
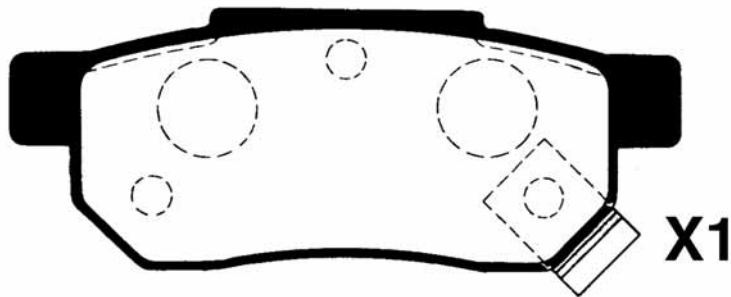
<h1>PP-402AF</h1>				<h1>WVA</h1>
<h2>HONDA</h2>	<h3>L</h3>	<h3>H</h3>	<h3>Th</h3>	<h2>21312</h2>
	<h3>89</h3>	<h3>35,2</h3>	<h3>12,5</h3>	



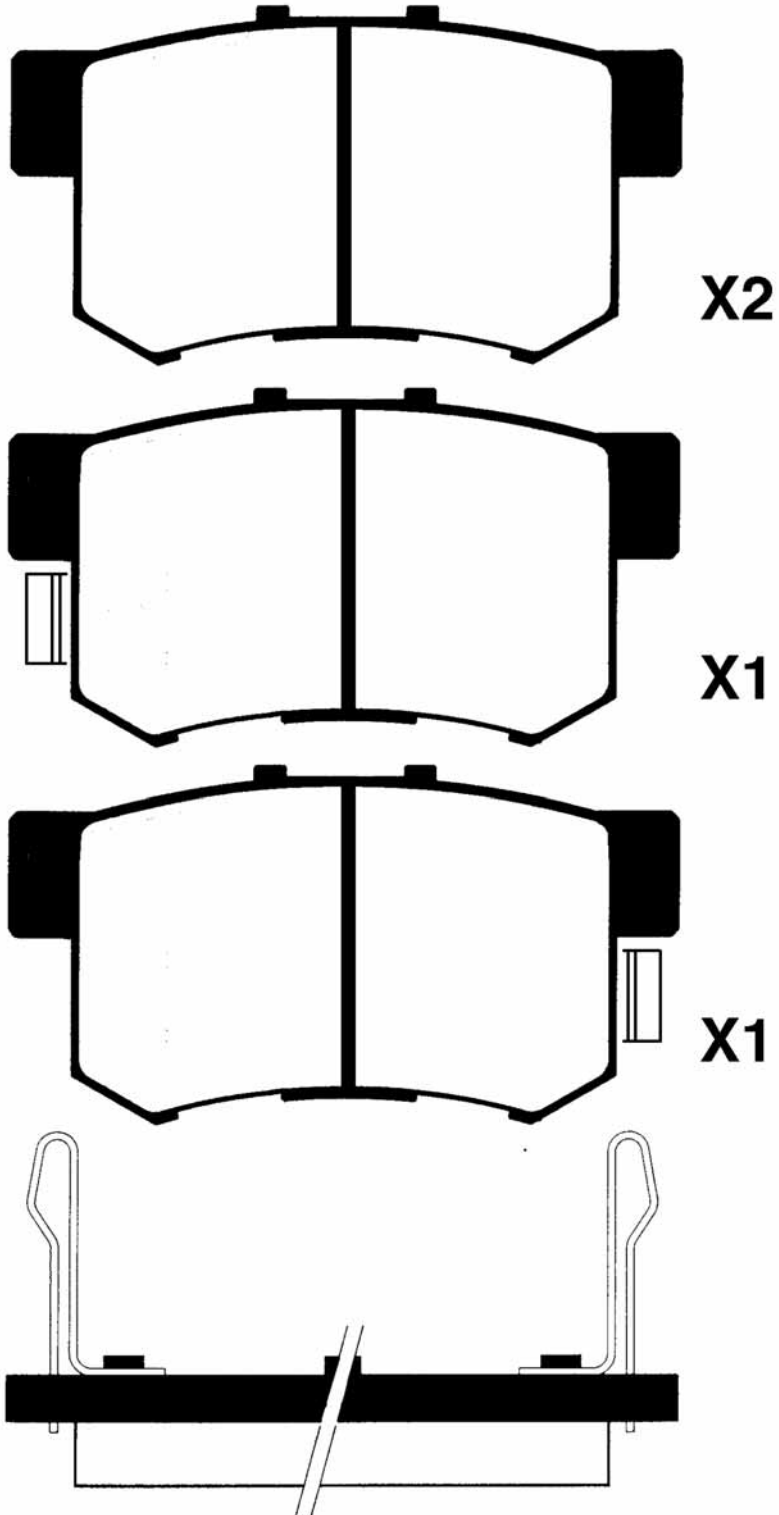
PP-403AF				WVA
	HONDA	L	H	
	95,5	45	15,5	24086

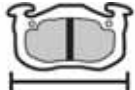




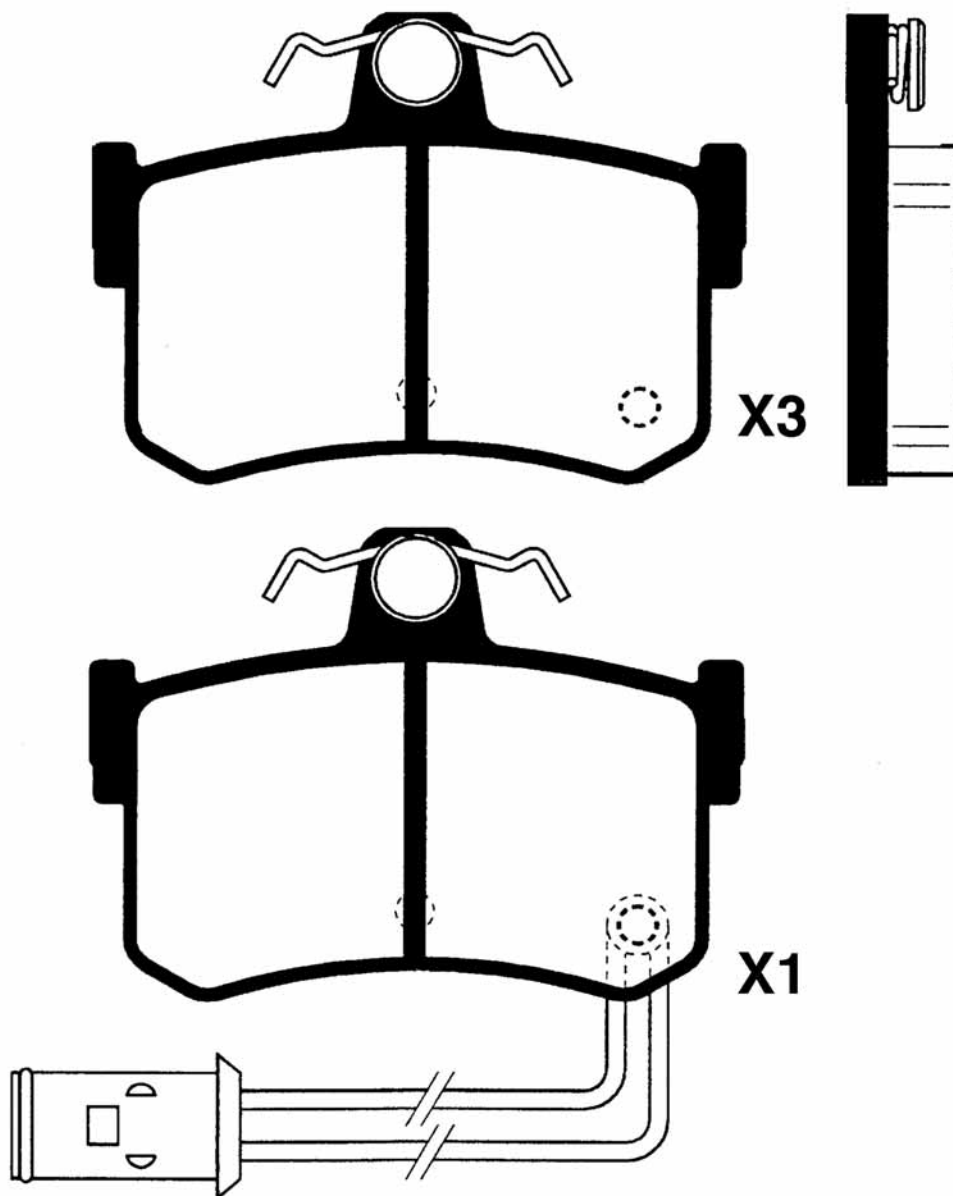
PP-404AF ROVER - HONDA				WVA
	L	H	Th	
	89	35,3	12,4	21313




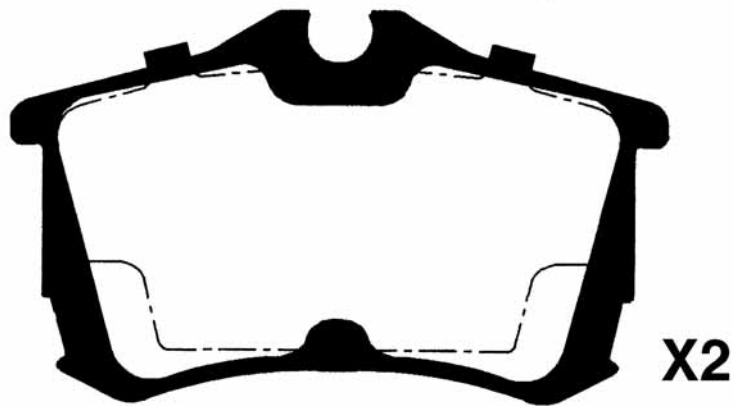
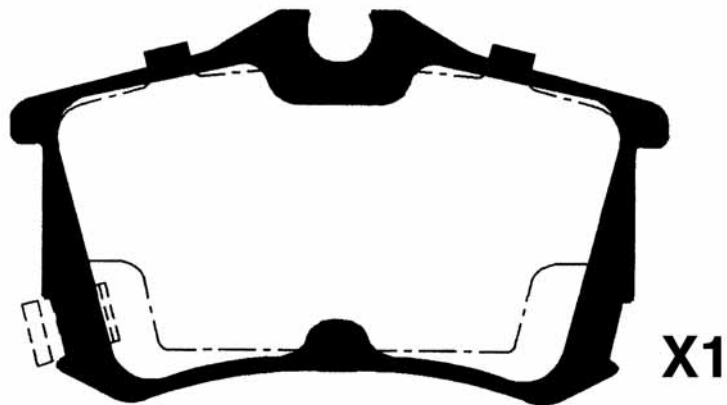
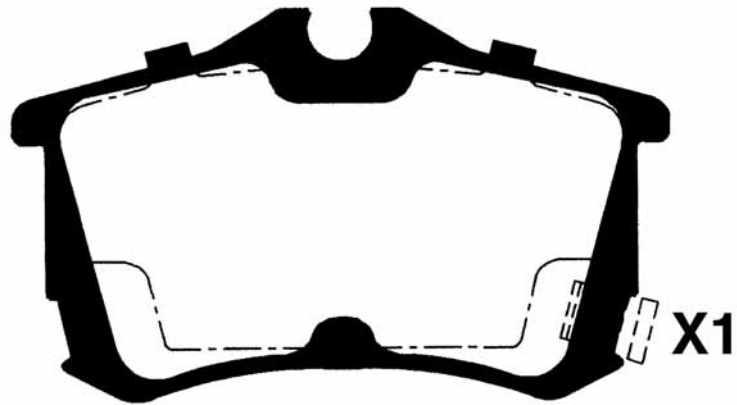
PP-405AF ROVER - HONDA				WVA
	L 88,7	H 47,2	Th 14	21721




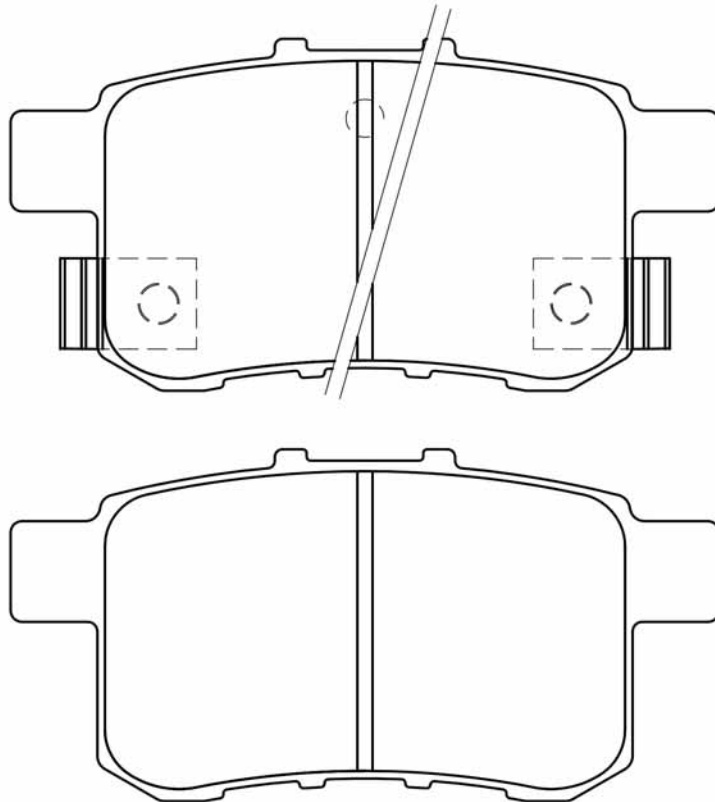
PP-406AF ROVER - HONDA				WVA
	L	H	Th	
	85,3	62	13,7	20087



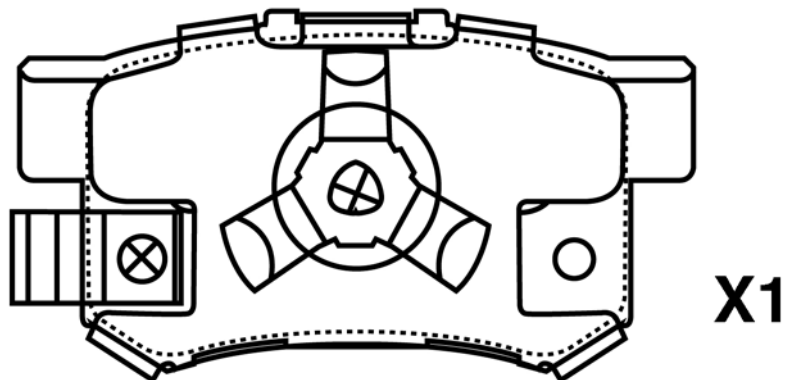
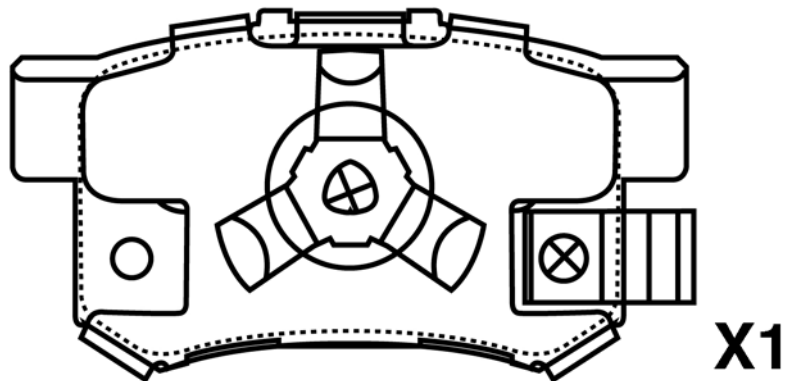
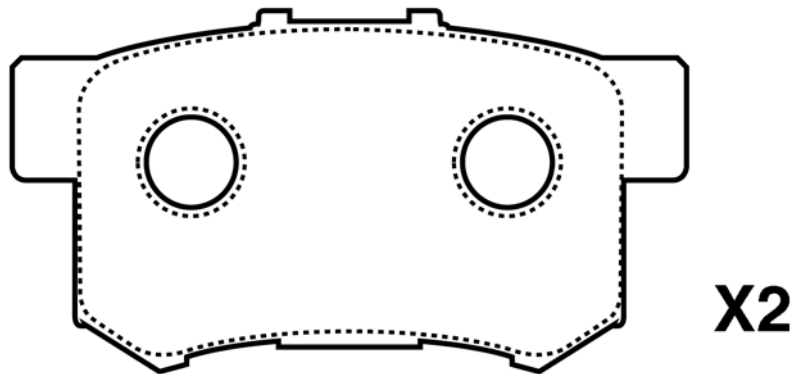
PP-407AF				WVA
	HONDA	L	H	Th
	86,9	53	14,2	23527

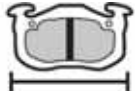




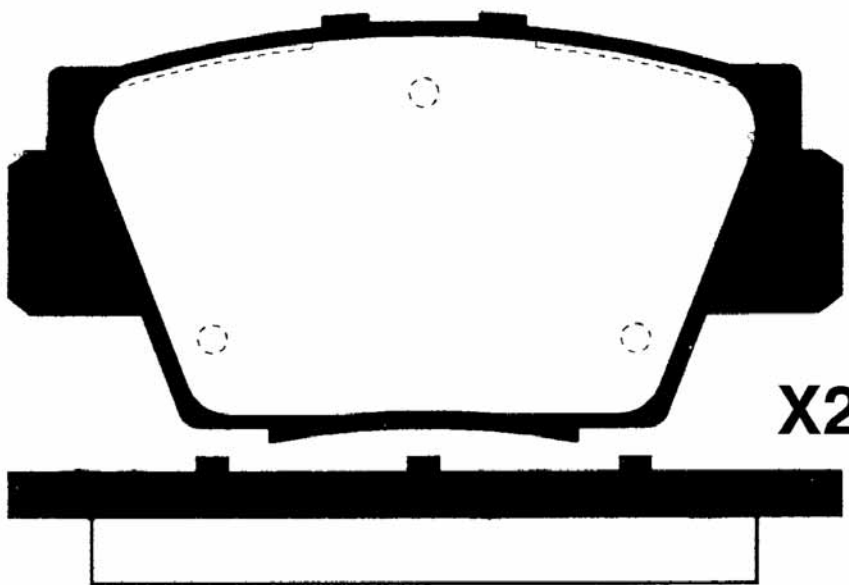
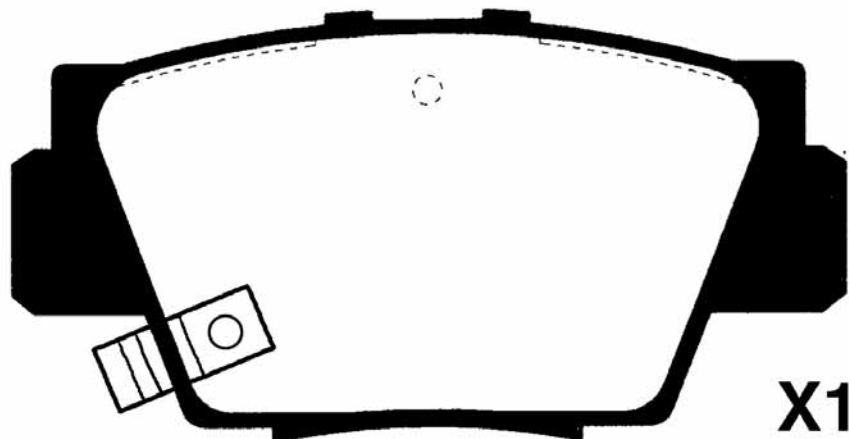
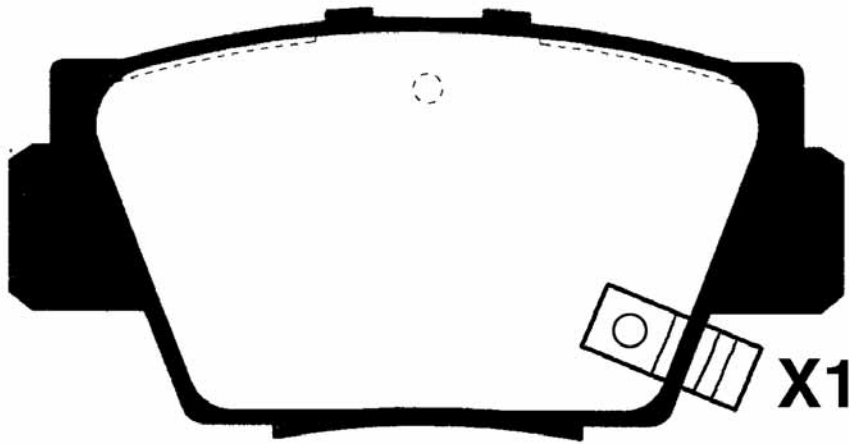
PP-410AF				WVA
	HONDA	L	H	
	93,5	47	15	24435






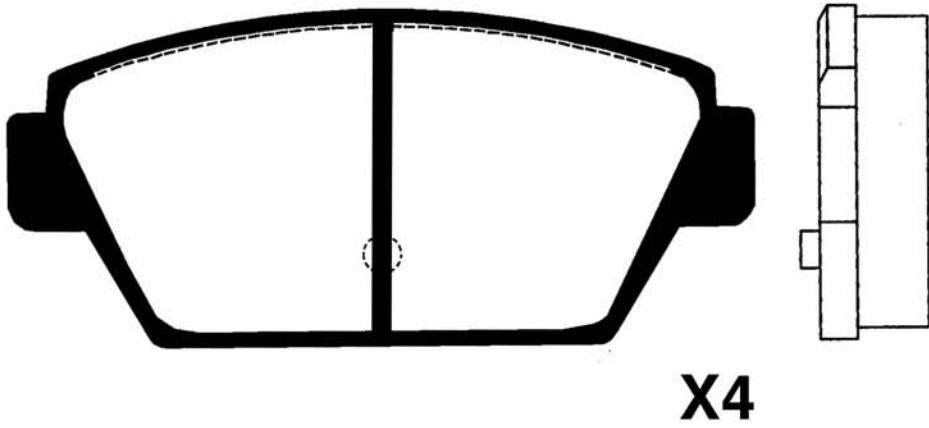
PP-445AF				WVA
	HONDA	L 89	H 47,5	




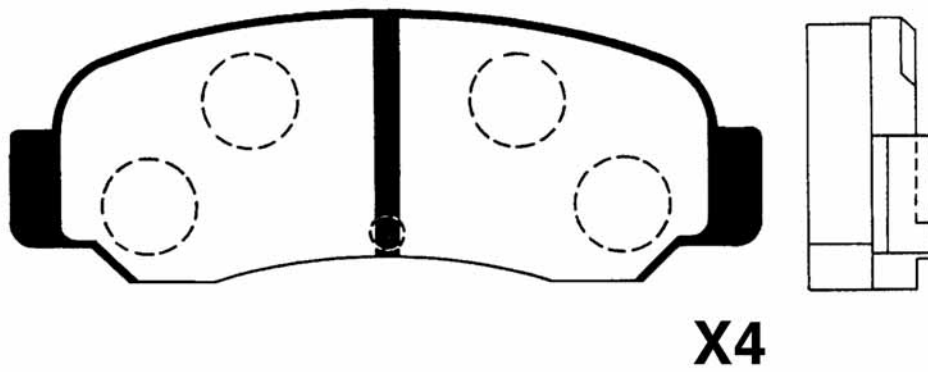
PP-499AF							WVA
	HONDA	L	H	Th			
	110,9	56,9	14,9	23375			



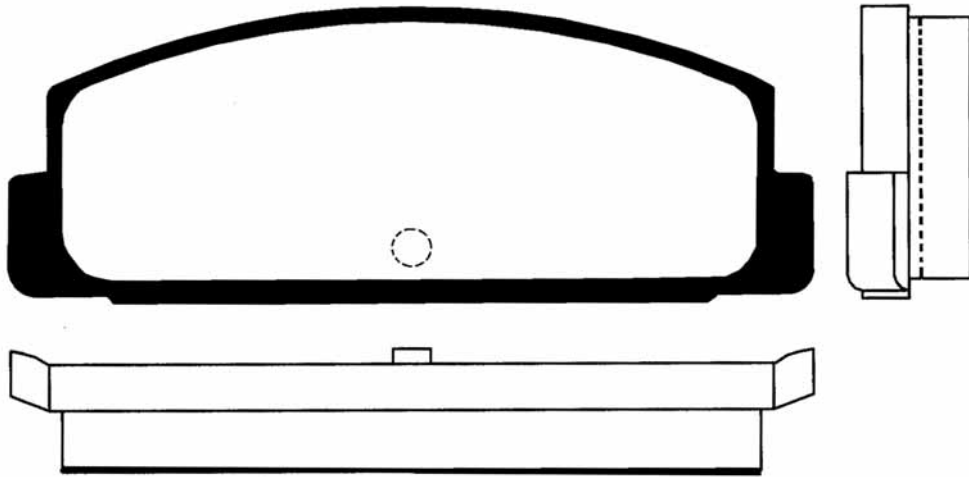
PP-500AF MITSUBISHI				WVA
	L	H	Th	
	98,7	44,8	14,3	21125




PP-501AF				WVA
MITSUBISHI	L	H	Th	20864
	98,3	37	14	

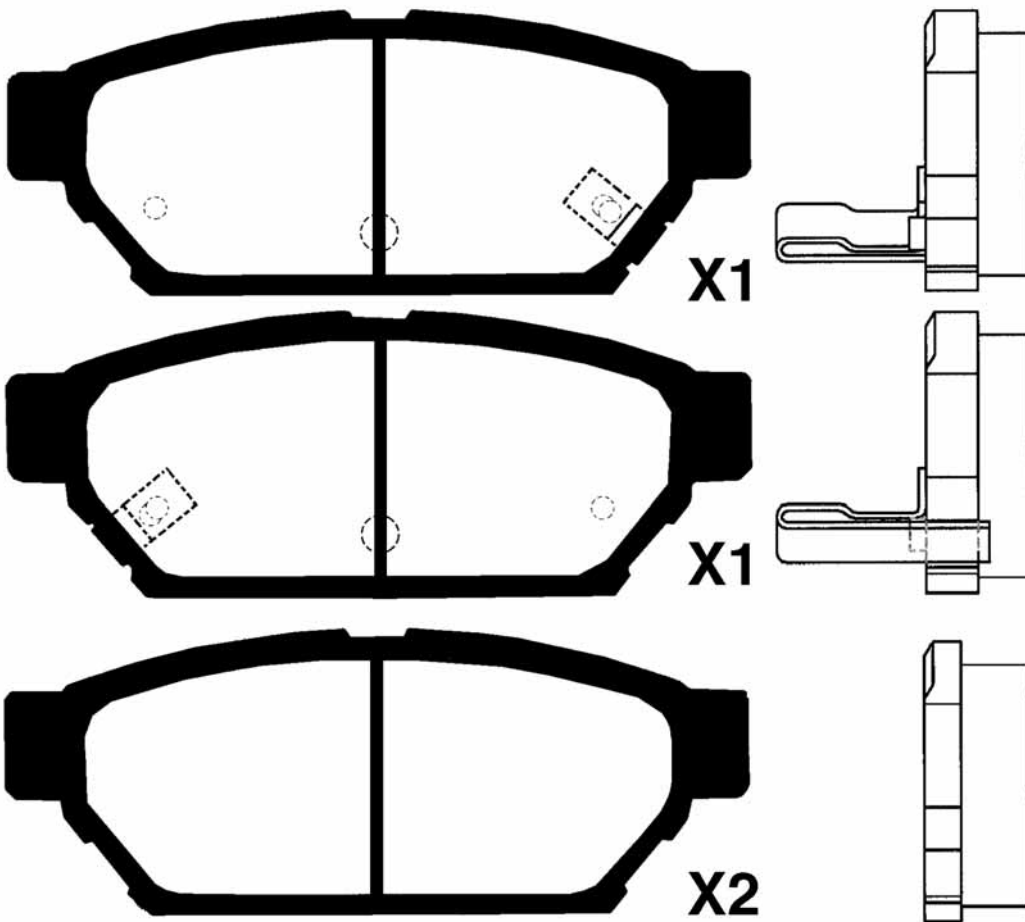



PP-502AF MITSUBISHI				WVA
	L	H	Th	
	107,4	39,5	14,3	20593

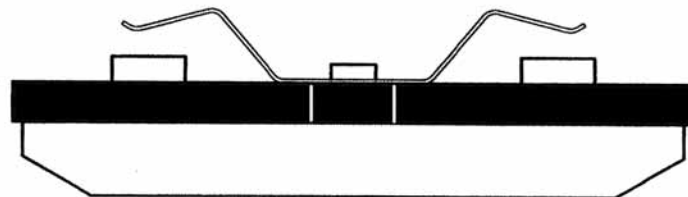
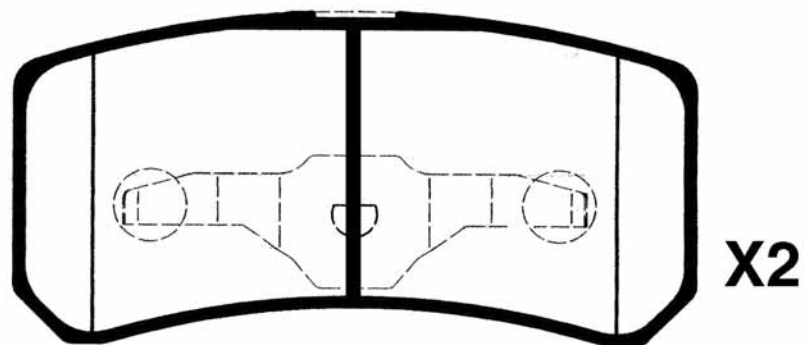
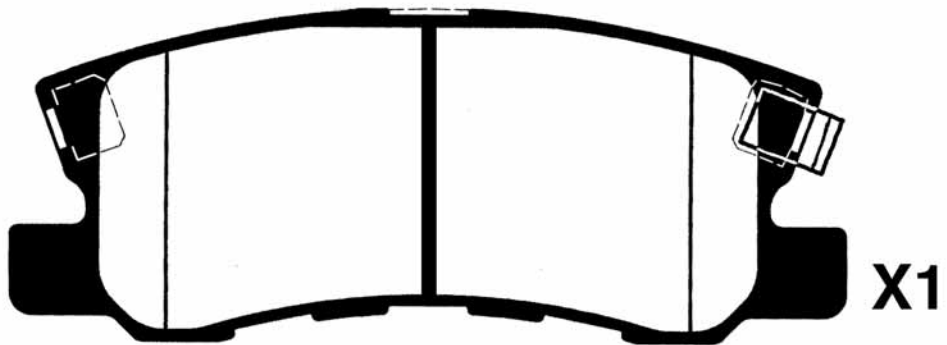
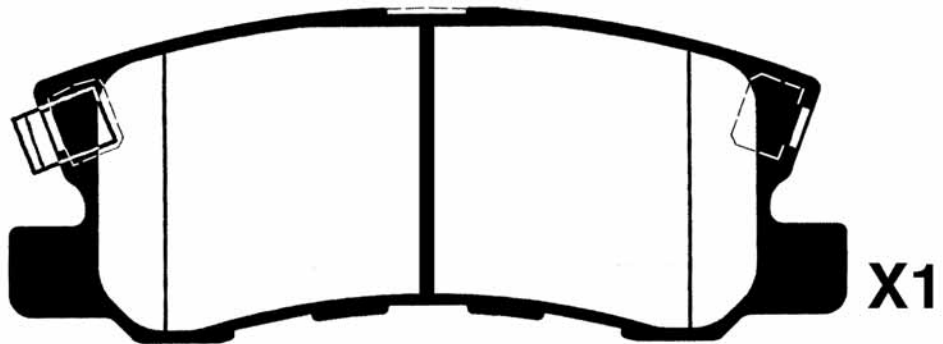





X4

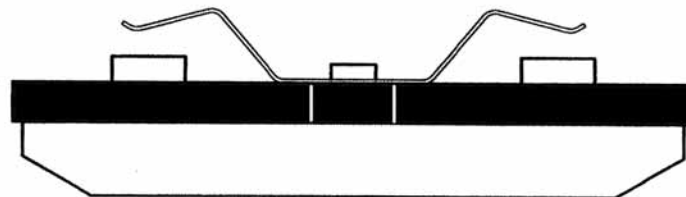
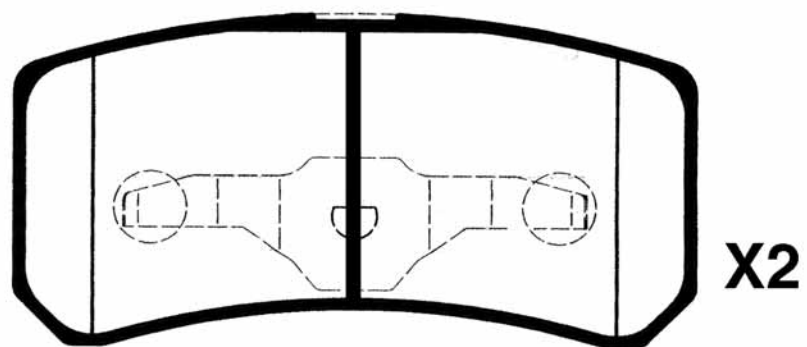
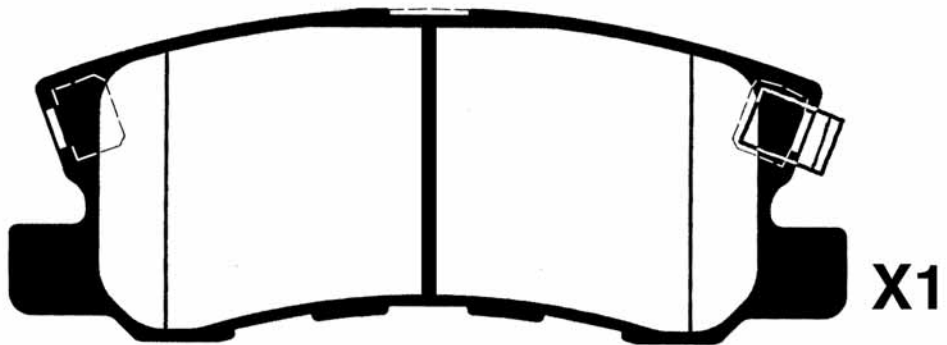
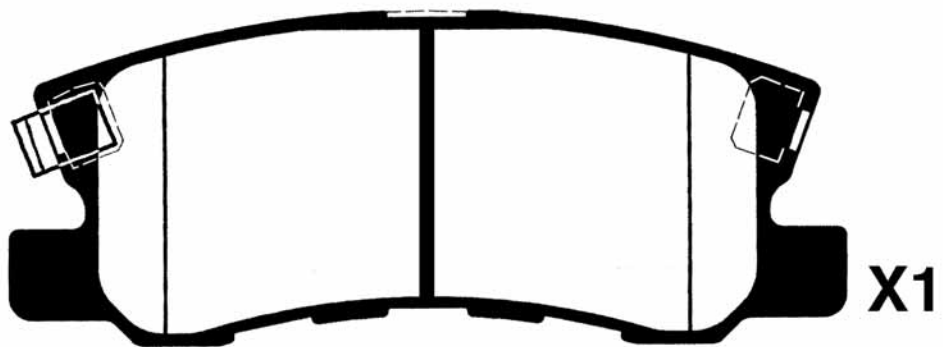
PP-504AF				WVA
	MITSUBISHI - PROTON	L	H	Th
	98,7	37,6	13,9	21873






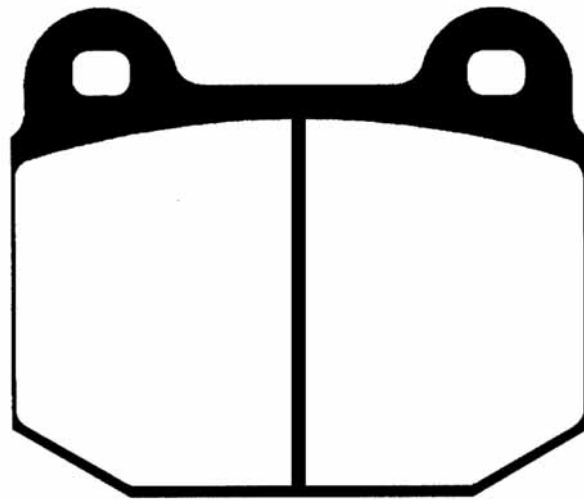
PP-505AF				WVA
	DODGE - CHRYSLER - MITSUBISHI - JEEP	L 111/91	H 45	Th 15
				23582






PP-505P							WVA
	MITSUBISHI - DODGE	L	H	Th			
	111/91	45	15				

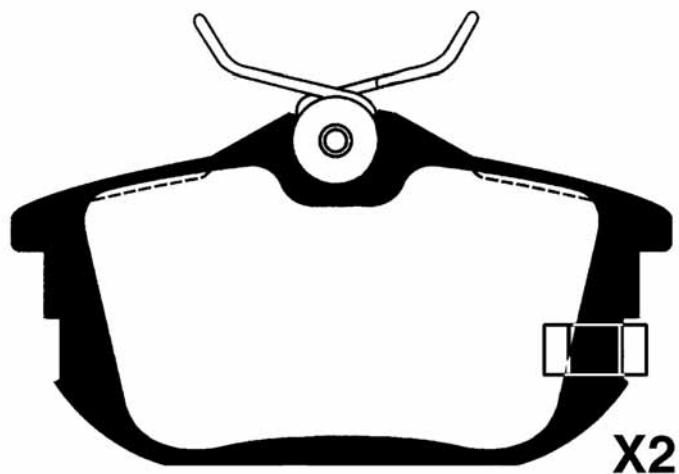
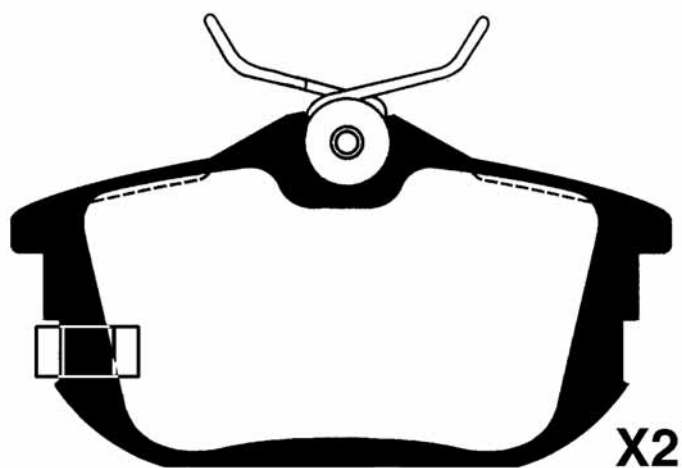





PP-506AF NISSAN - MITSUBISHI				WVA
	L 76,5	H 65,4	Th 16,1	

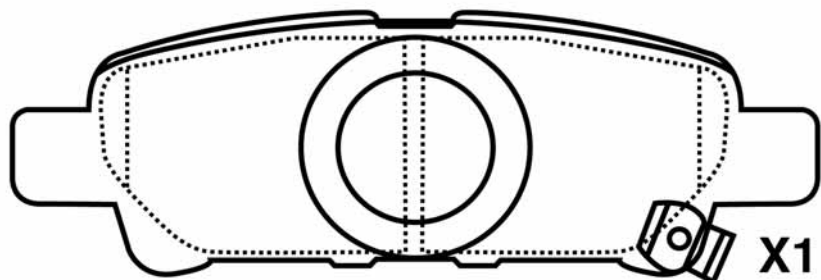
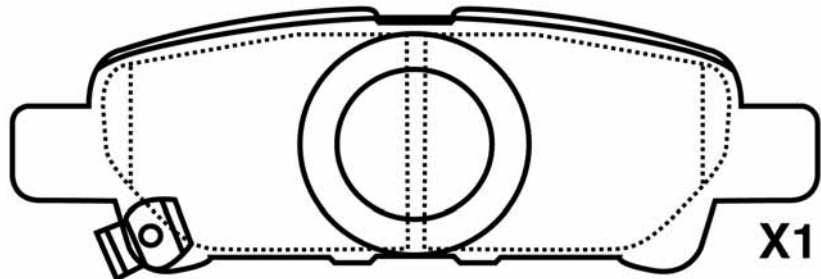
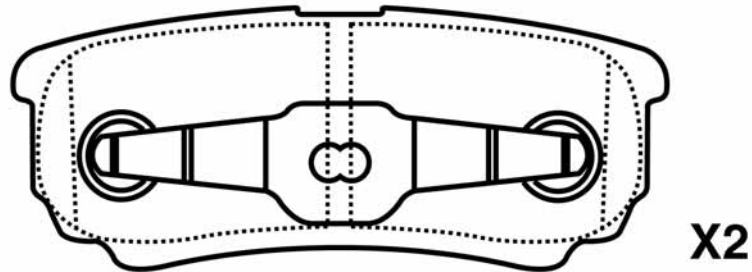




X4

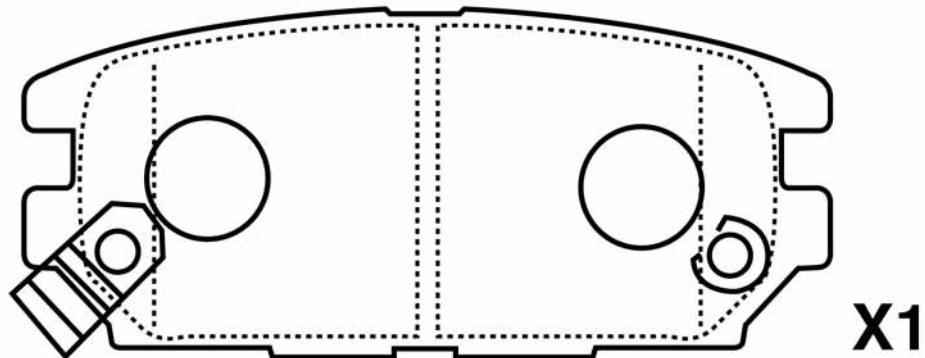
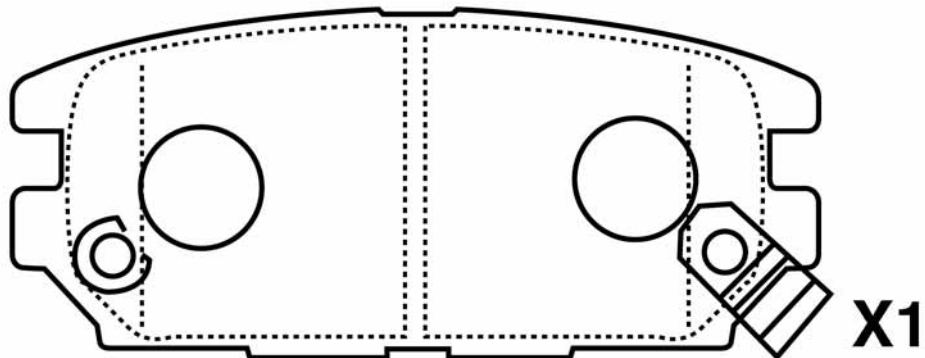
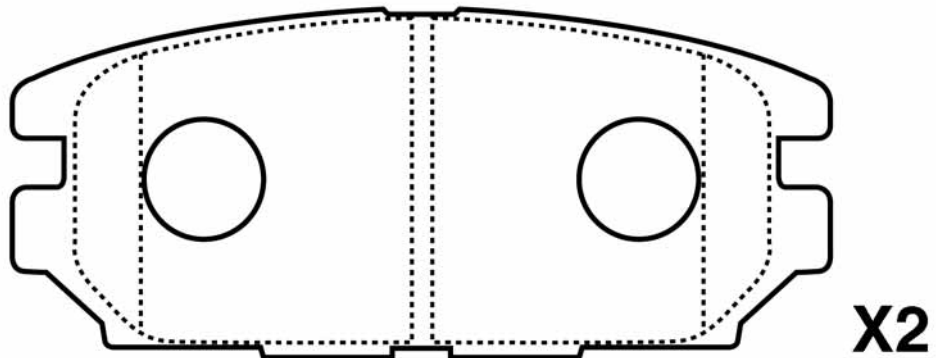
PP-507AF							WVA
	SMART - MITSUBISHI	L	H	Th			
	87	47	15,6			21861	



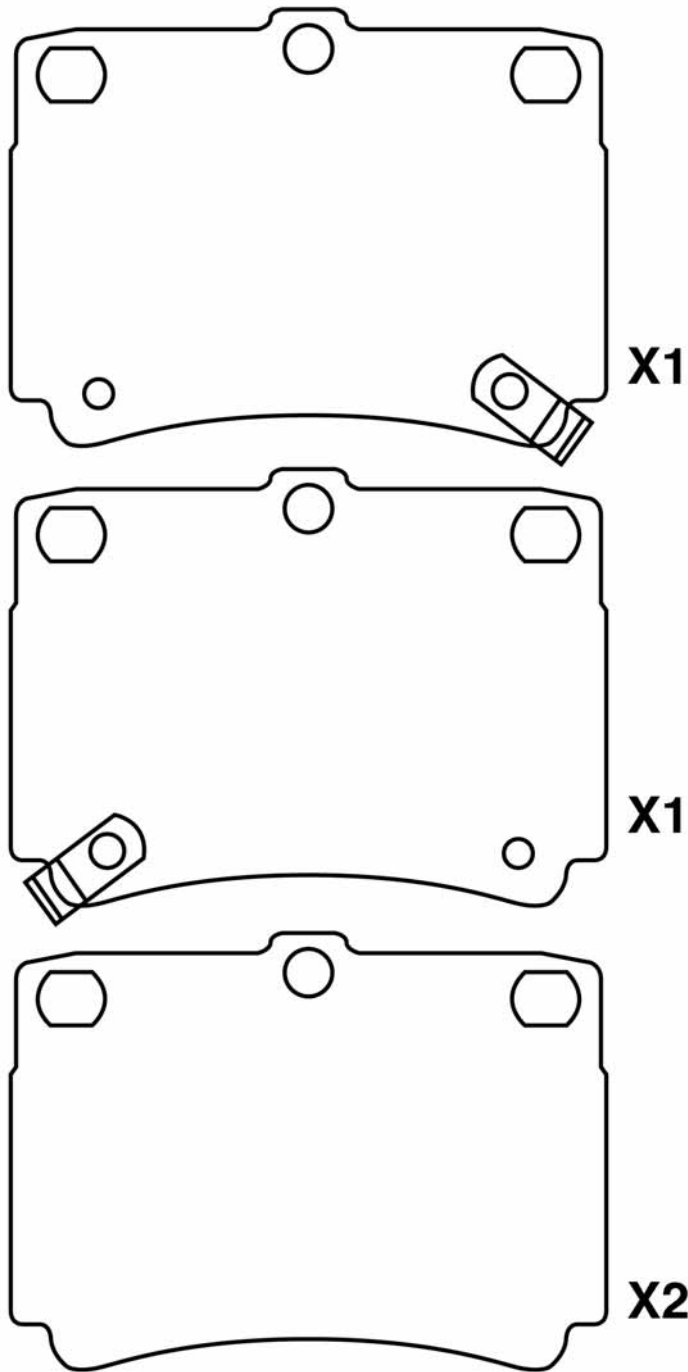
PP-508AF MITSUBISHI - DODGE - JEEP				WVA
	L	H	Th	
	106/85,5	35,2/40	15,5	24014

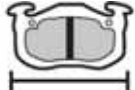




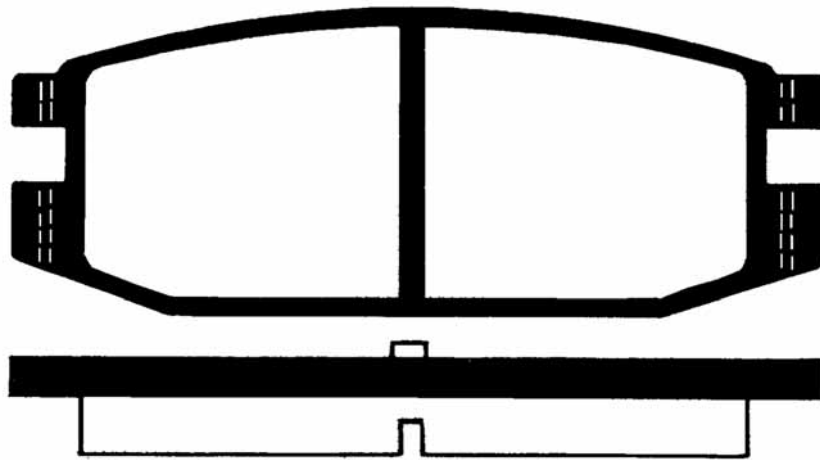
PP-510AF MITSUBISHI				WVA
	L 108	H 46,3	Th 14,9	23375



PP-592AF MITSUBISHI				WVA
	L 79	H 59,3	Th 14,9	23593

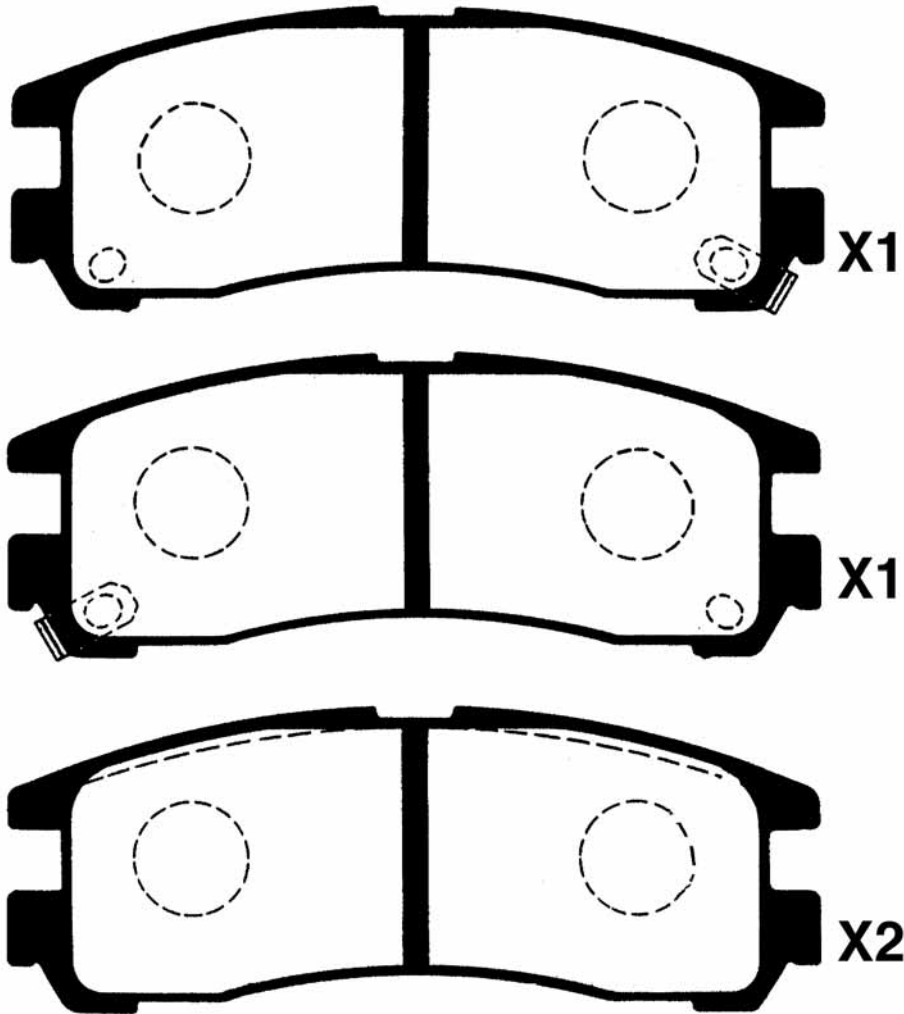


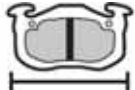


PP-593AF				WVA
	L	H	Th	
	107,6	40,7	12,4	20066

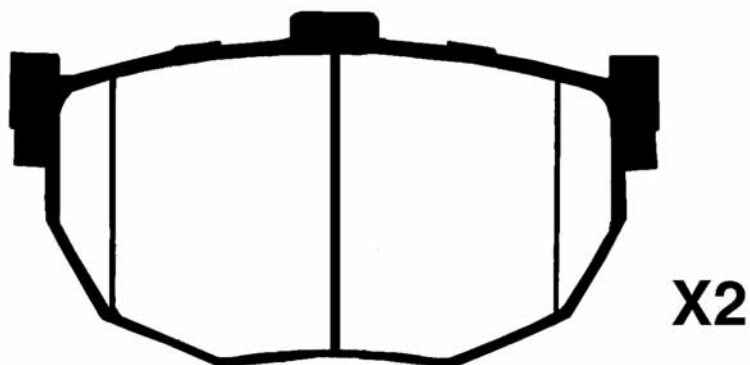
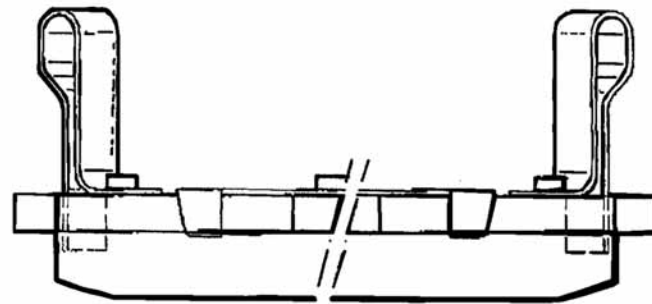
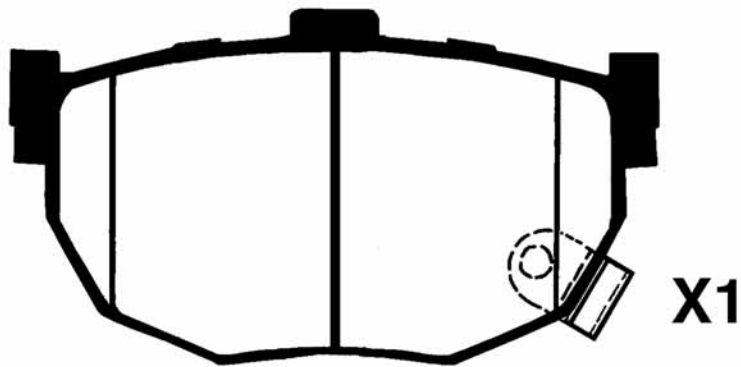
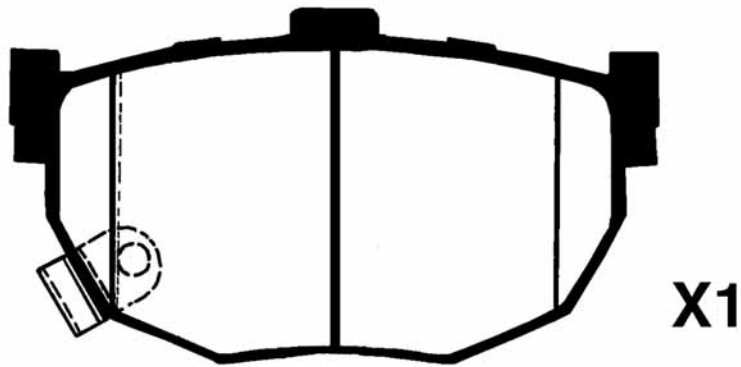



X4

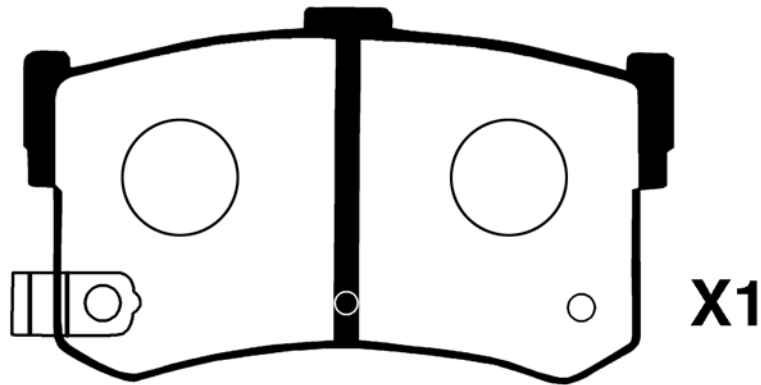
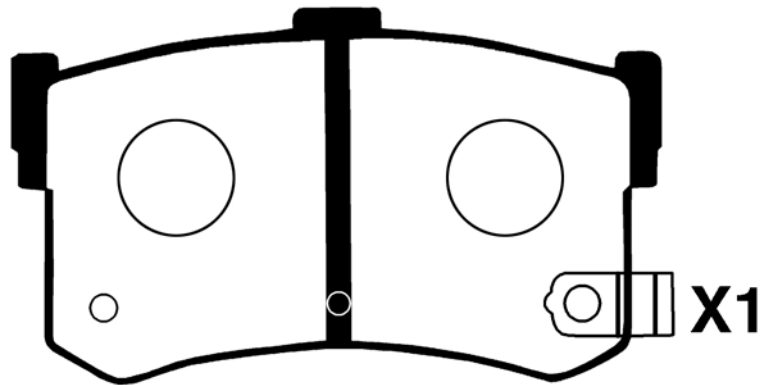
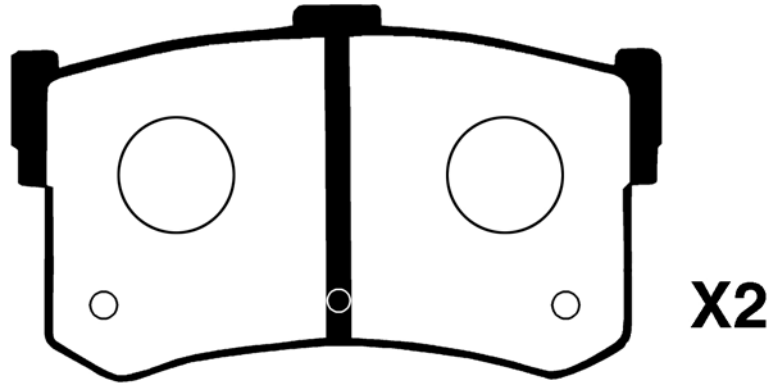
PP-594AF MITSUBISHI				WVA
	L	H	Th	
	108	40,9	15	21708





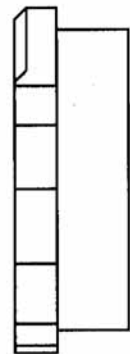
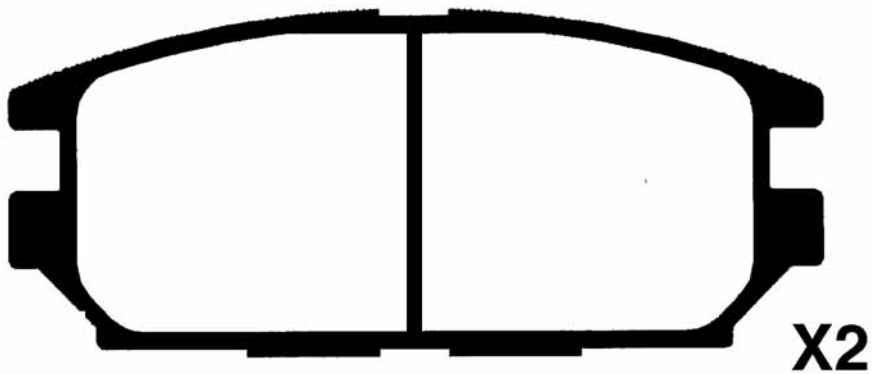
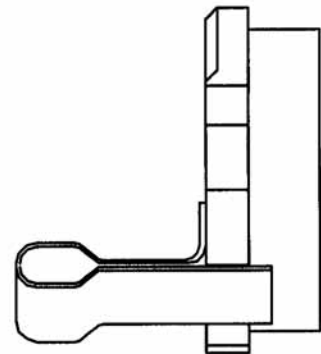
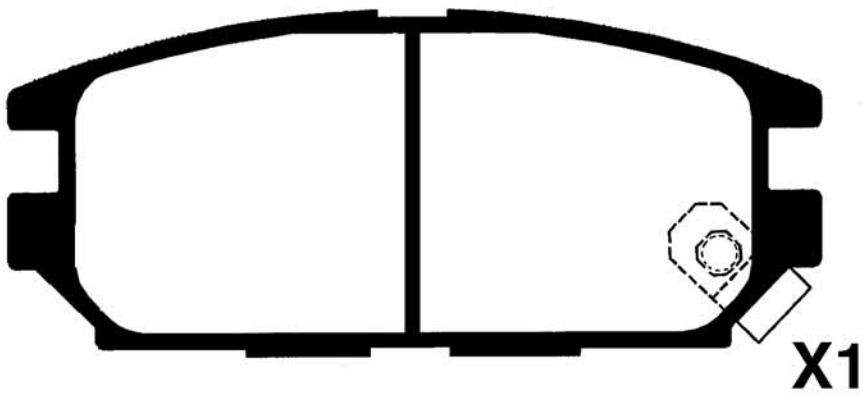
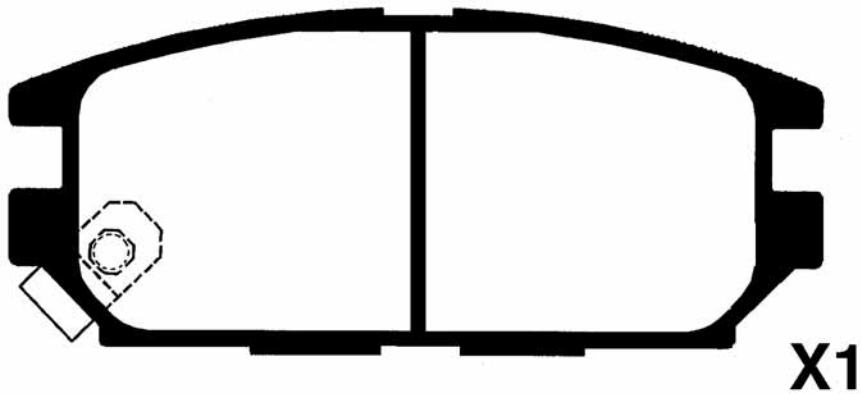
PP-595AF							WVA
	KIA - HYUNDAI	L	H	Th			
	85,3	46,5	14,7			21553	



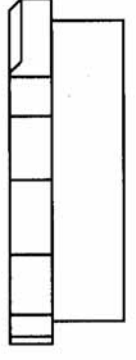
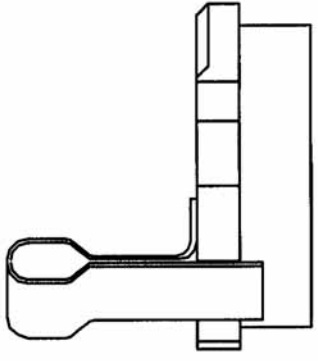
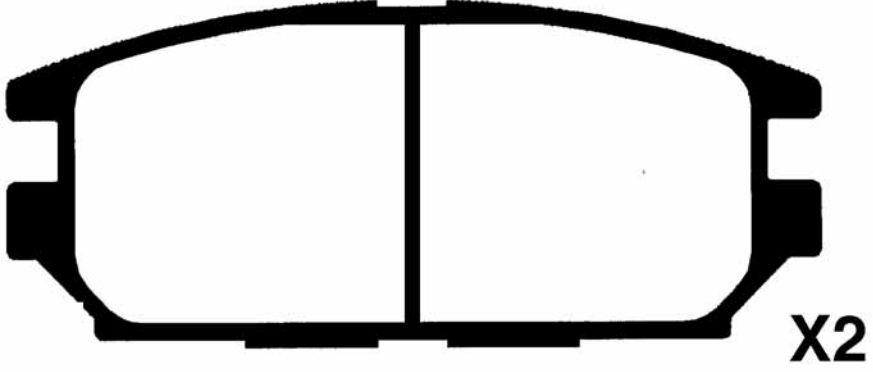
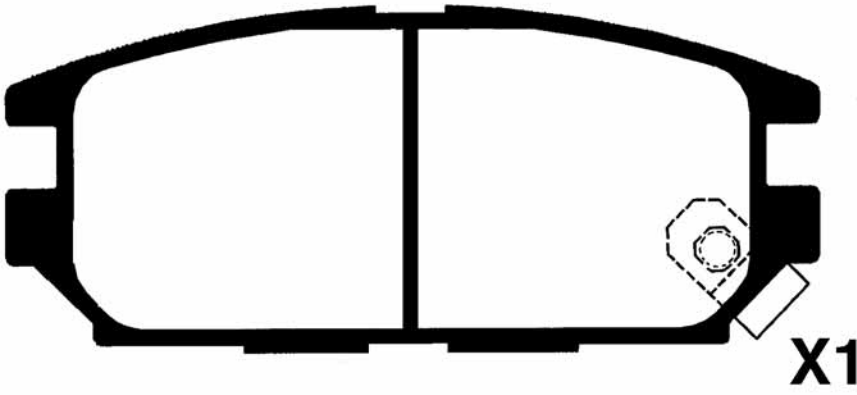
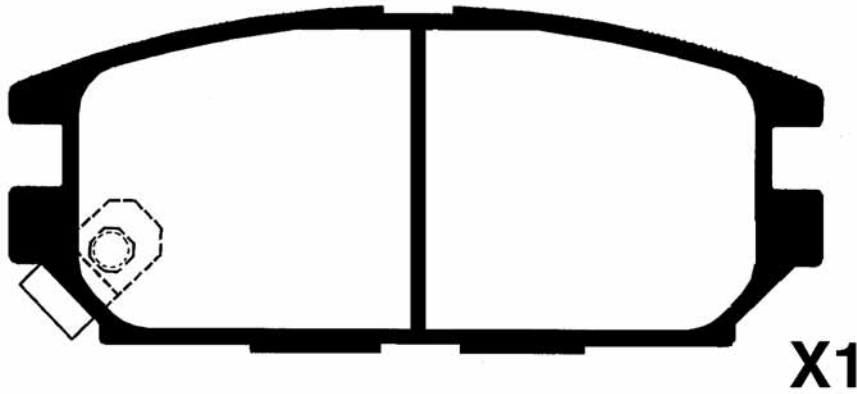
PP-598AF				WVA
	HYUNDAI	L 85	H 48,9	
				20029




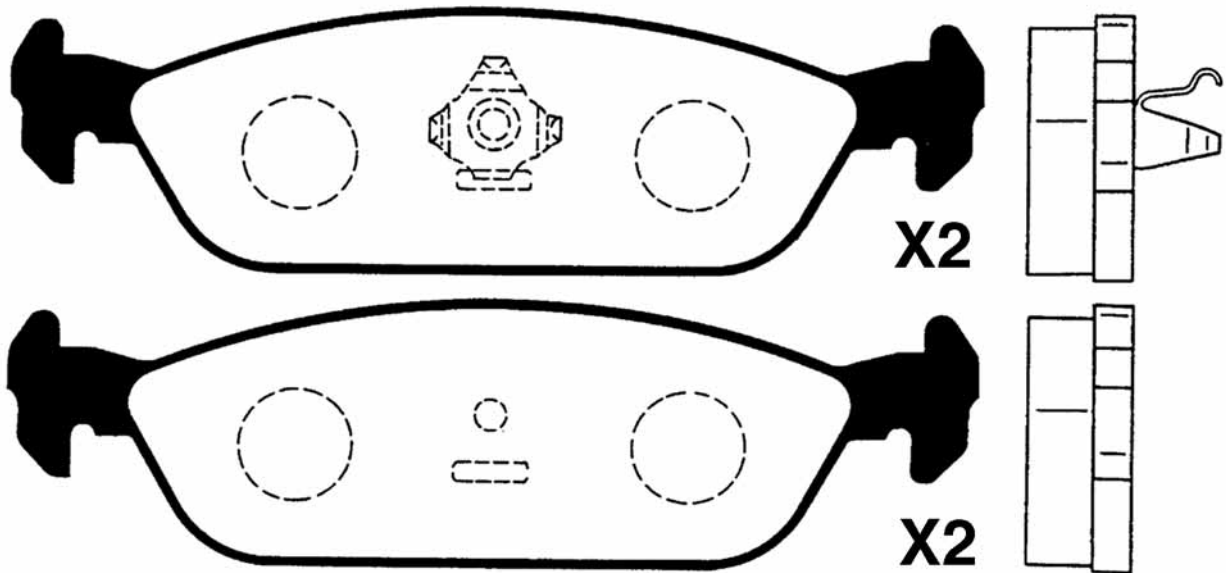
PP-599AF MITSUBISHI				WVA
	L 107,8	H 43,5	Th 13,5	21842



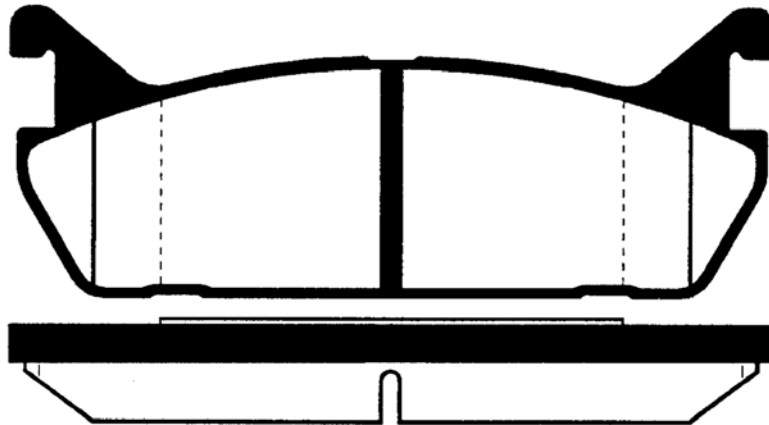
PP-599P MITSUBISHI				WVA
	L 107,8	H 43,5	Th 13,5	




PP-600AF DAIHATSU				WVA
	L 128,5	H 35,7	Th 13,3	21838


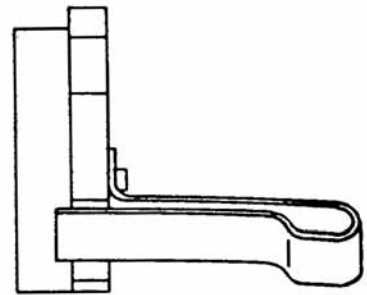
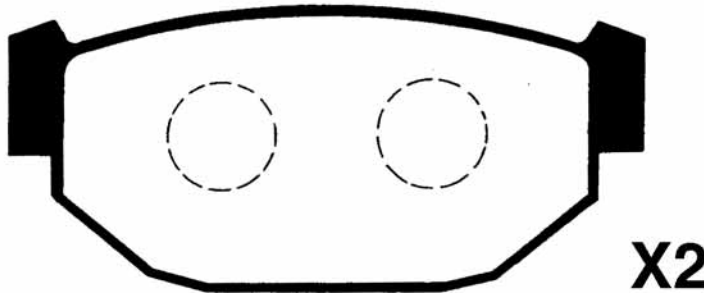
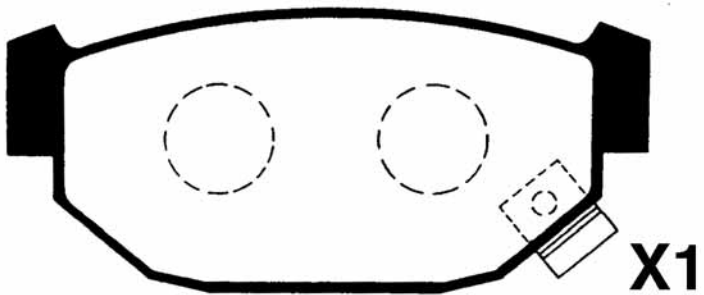
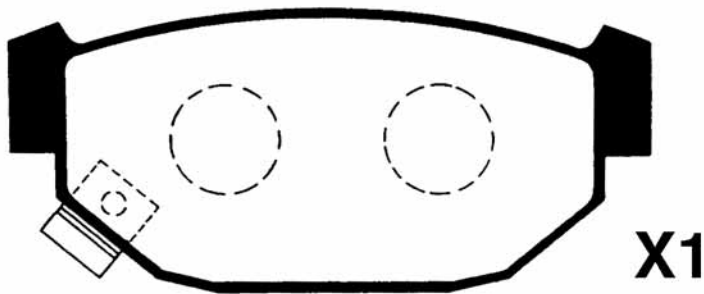





PP-601AF MAZDA - DAIHATSU - SUZUKI				WVA
	L 102,2	H 39	Th 12	21559

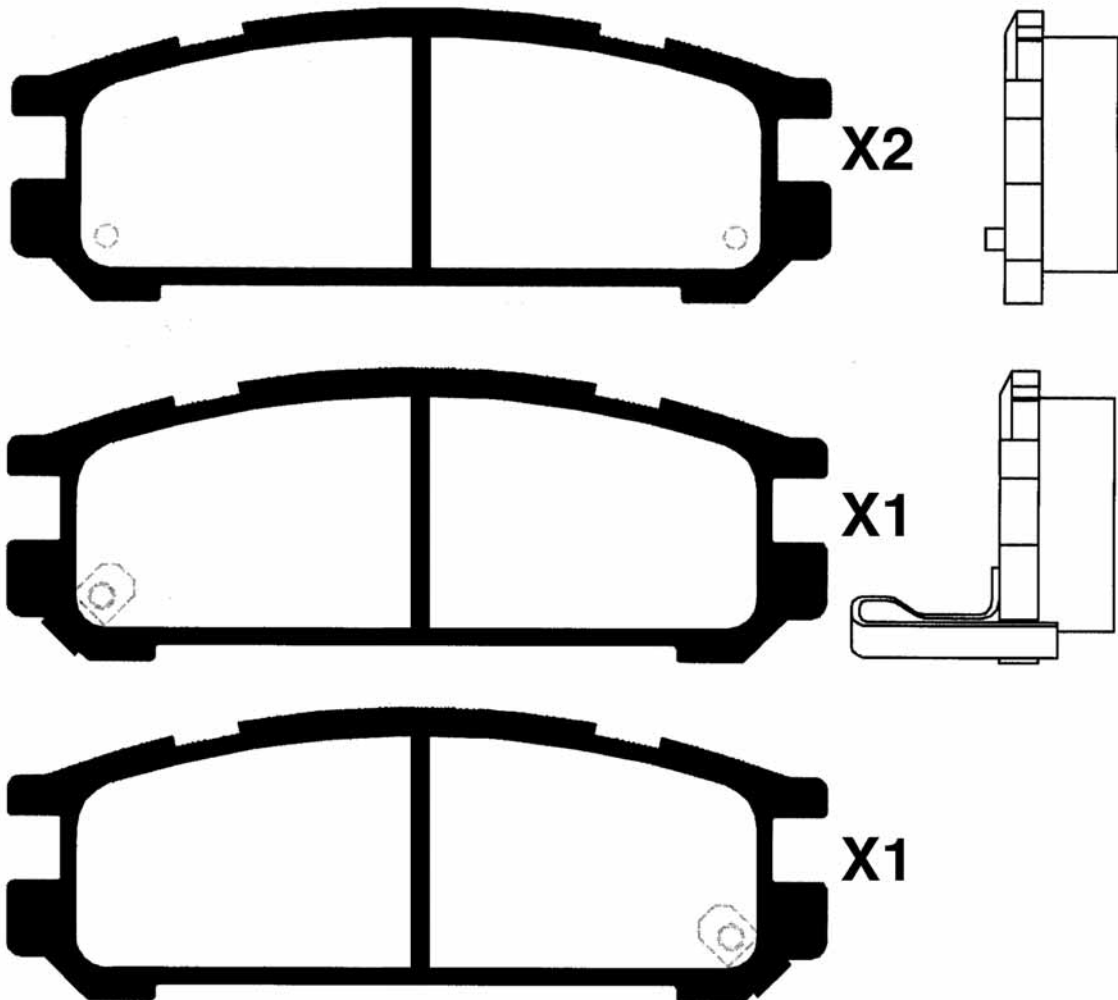


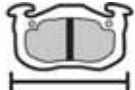


X4

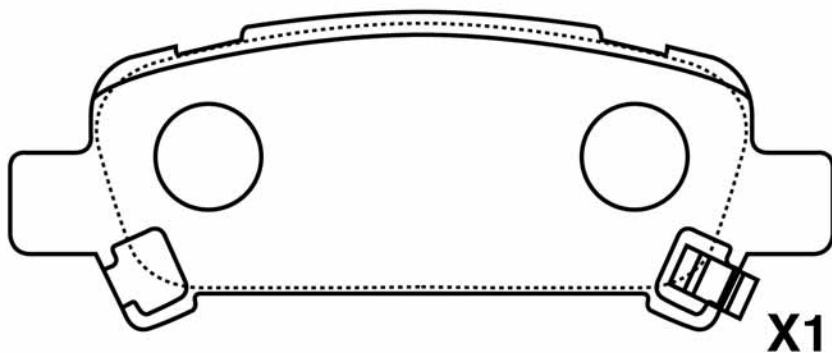
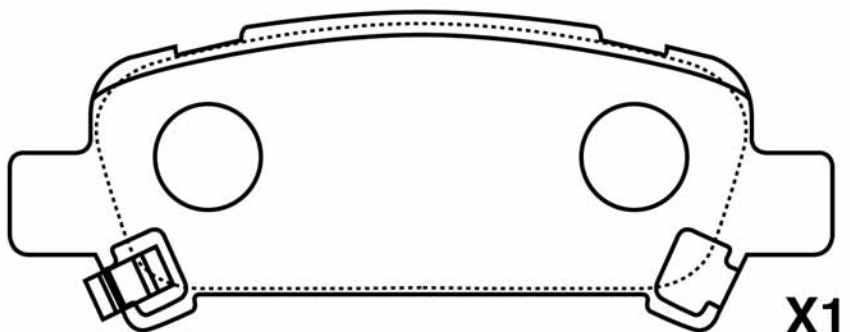
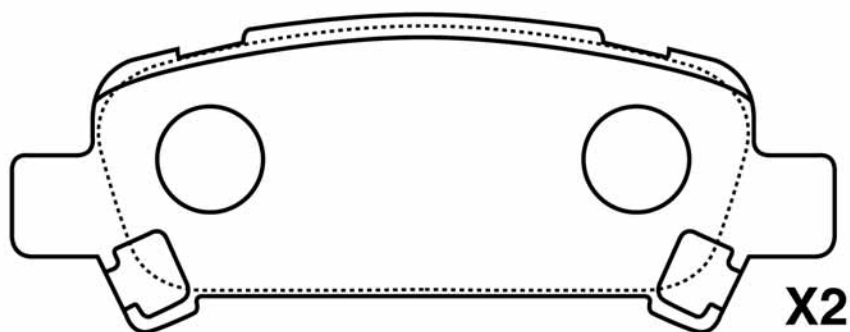
PP-700AF				WVA
	85,3	38	14,7	
SUBARU	L	H	Th	21844






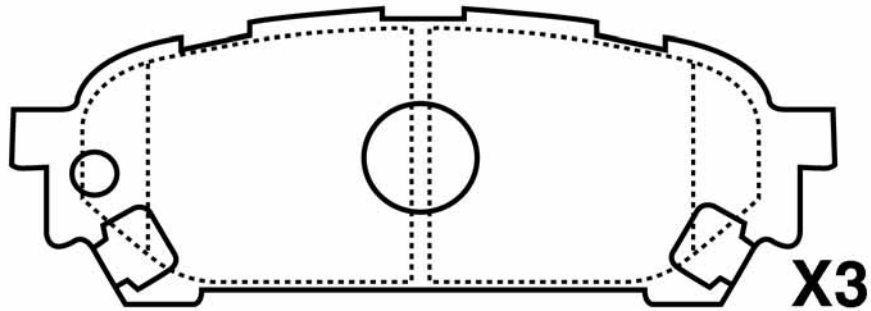
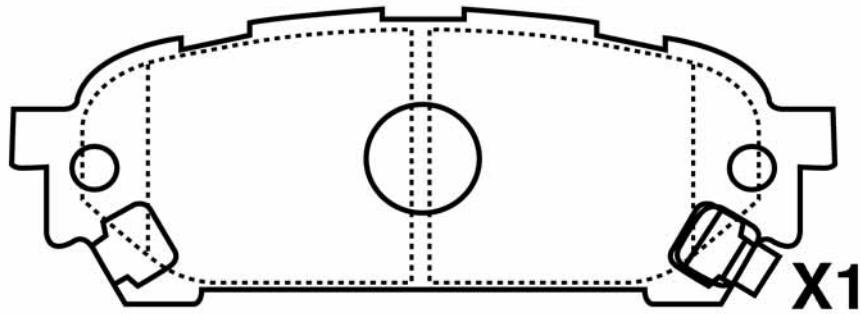
PP-701AF SUBARU				WVA
	L	H	Th	
	107,7	38,5	14,5	21704




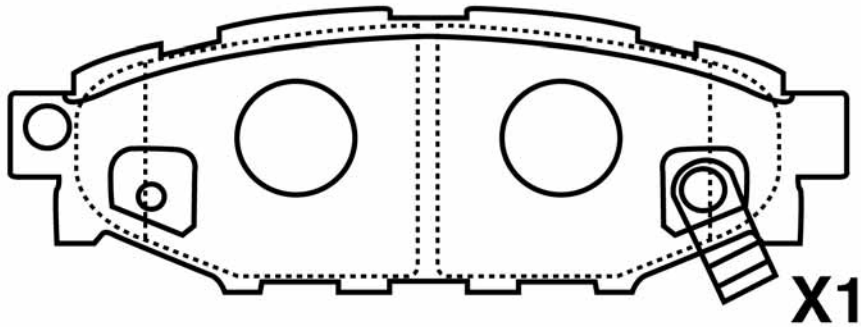
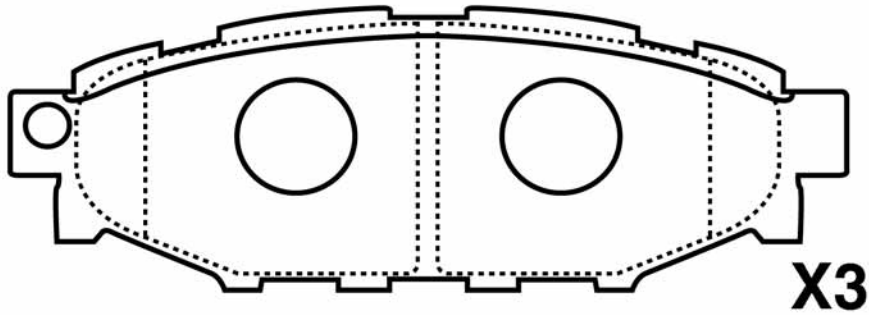
PP-702AF				WVA
	SUBARU	L	H	
	108,4	41,4	13,6	23572

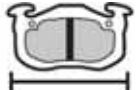




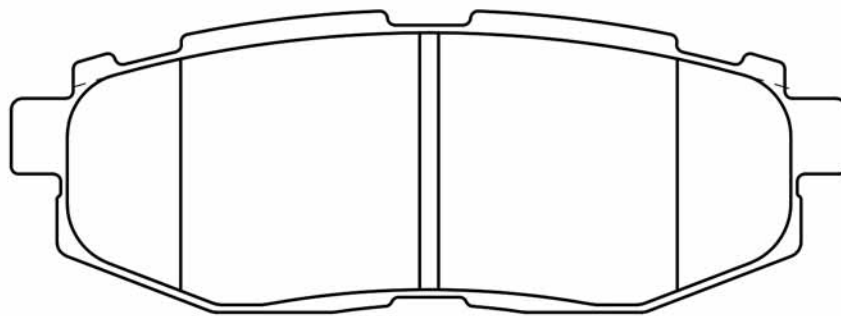
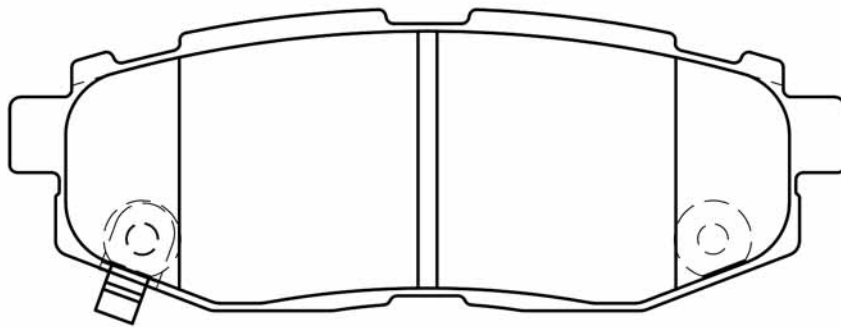
PP-703AF SUBARU				WVA
	L	H	Th	
	108,7	39,5	14	24331

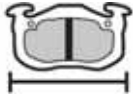





PP-704AF				WVA
	SUBARU	L	H	Th
	110,5	37,5	14	24271



PP-705AF SUBARU				WVA
	L	H	Th	
	110,5	40	16	24854

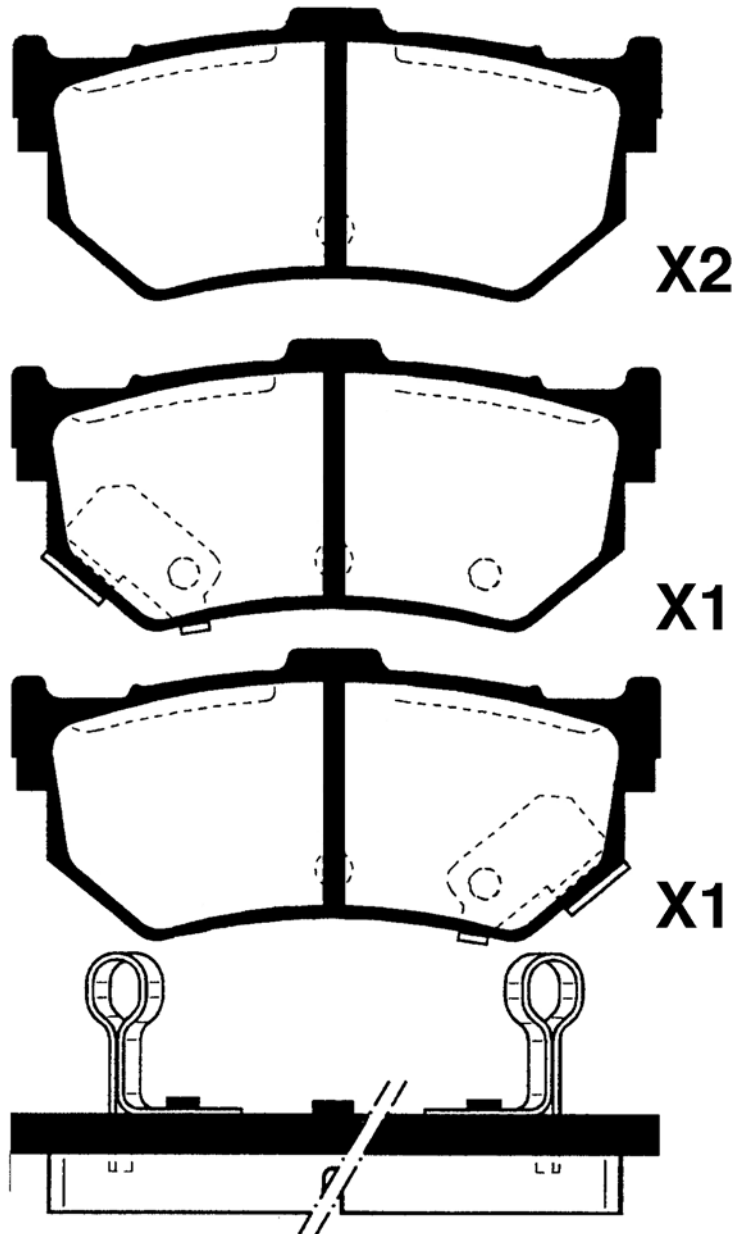


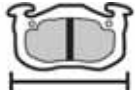


PP-799AF				WVA
	L	H	Th	
	54,2	49,2	14,9	

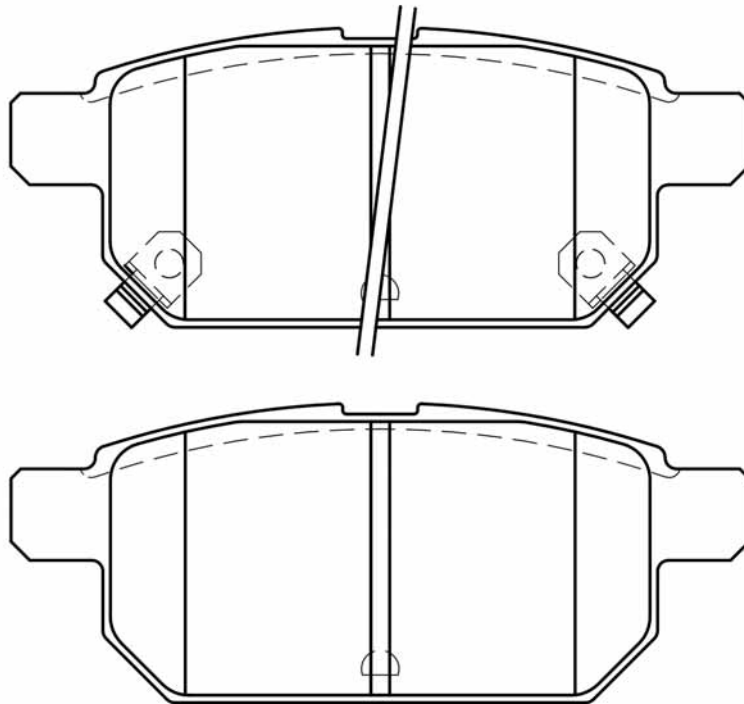


X4

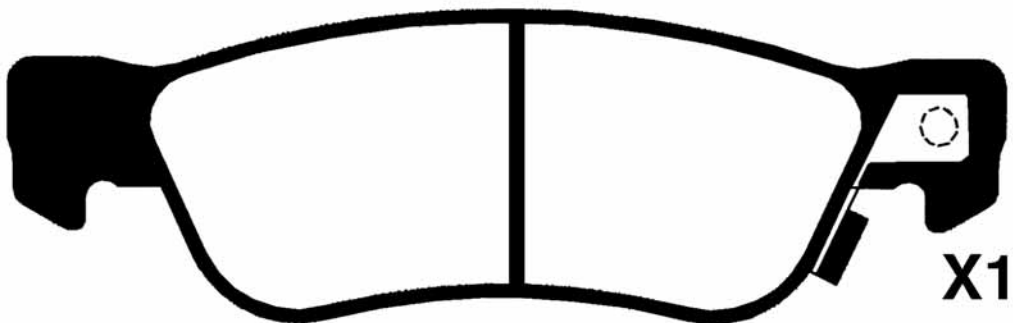
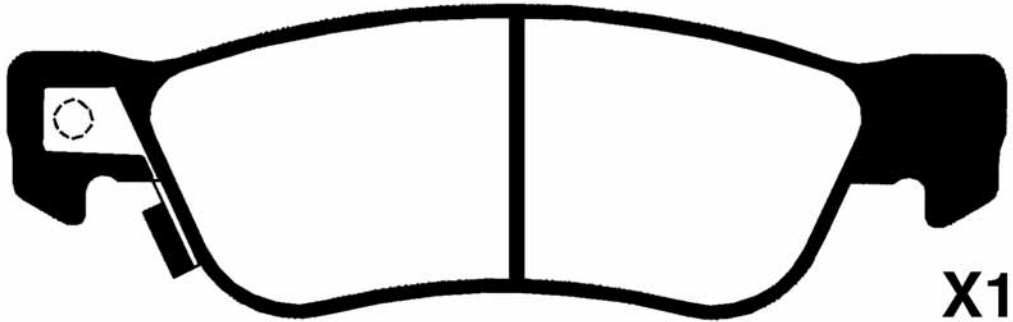
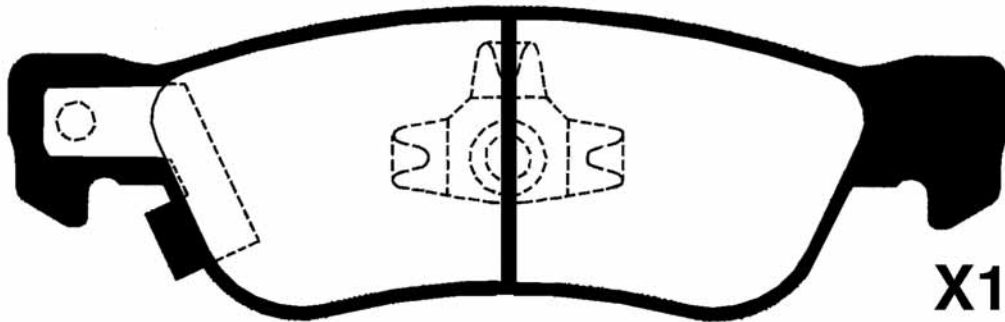
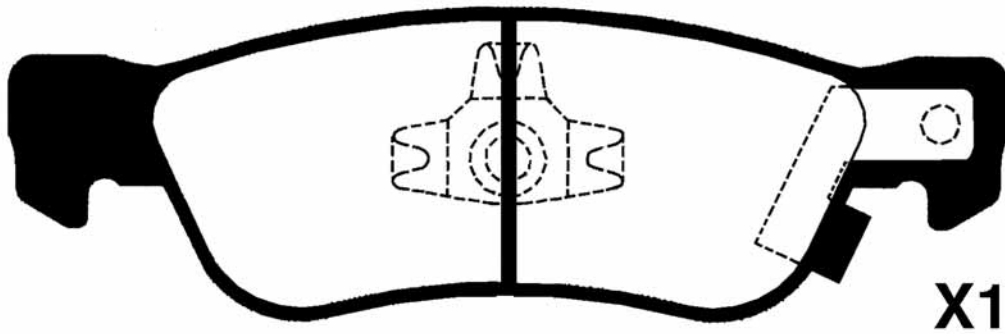
PP-800AF SUZUKI				WVA
	L 85,6	H 38,9	Th 12,5	21407

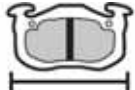




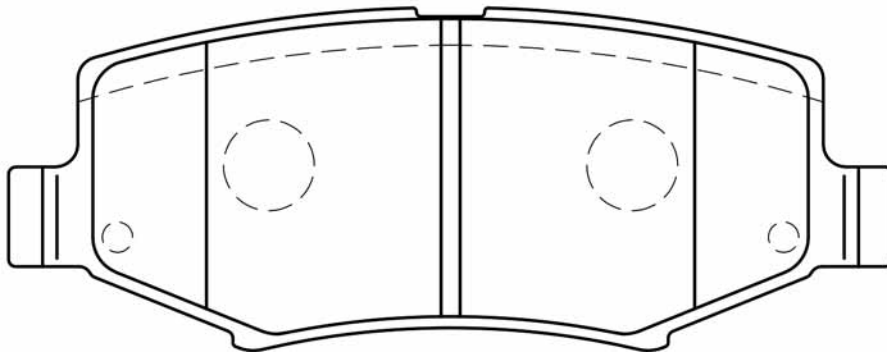
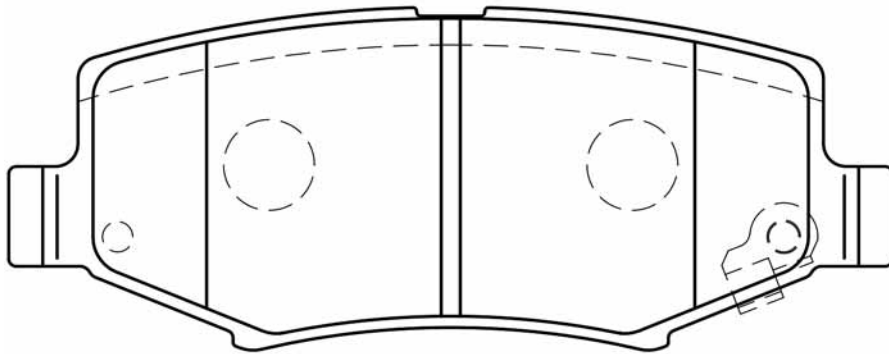
PP-801AF							WVA
	SUZUKI	L	H	Th			
	98,5	40	14				






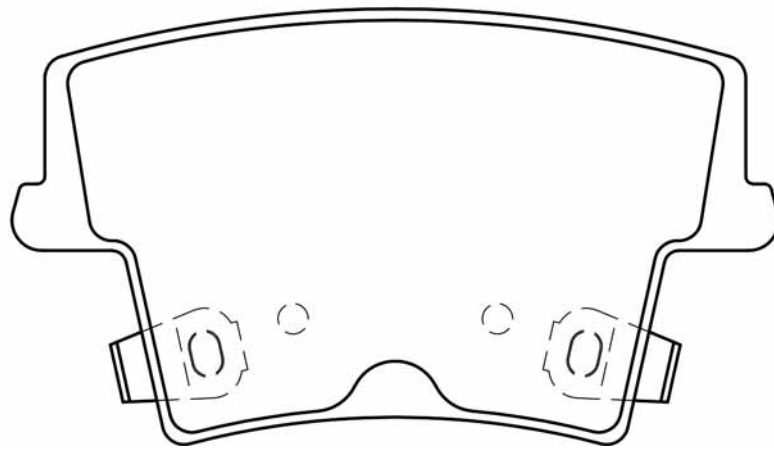
PP-900AF ISUZU - OPEL				WVA
	L 131,5	H 41,8	Th 12,8	21744

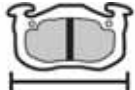




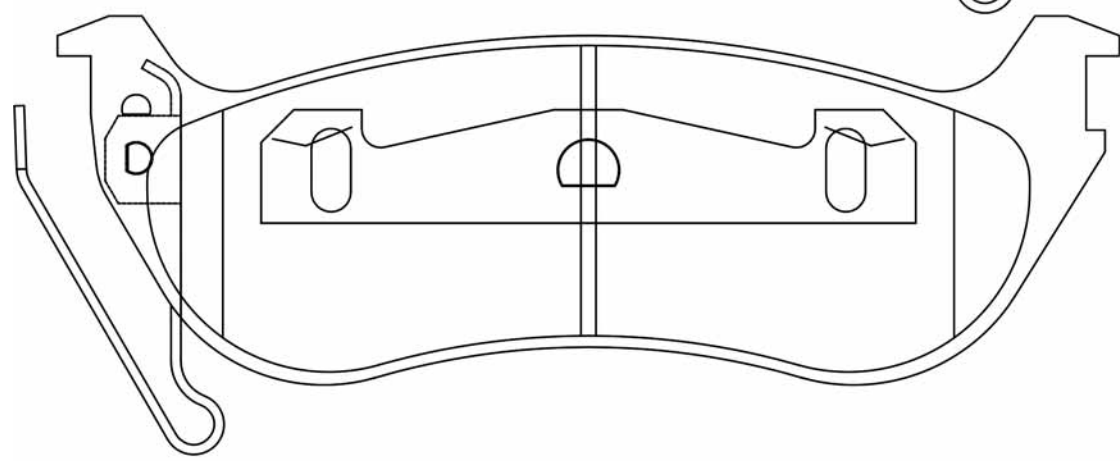
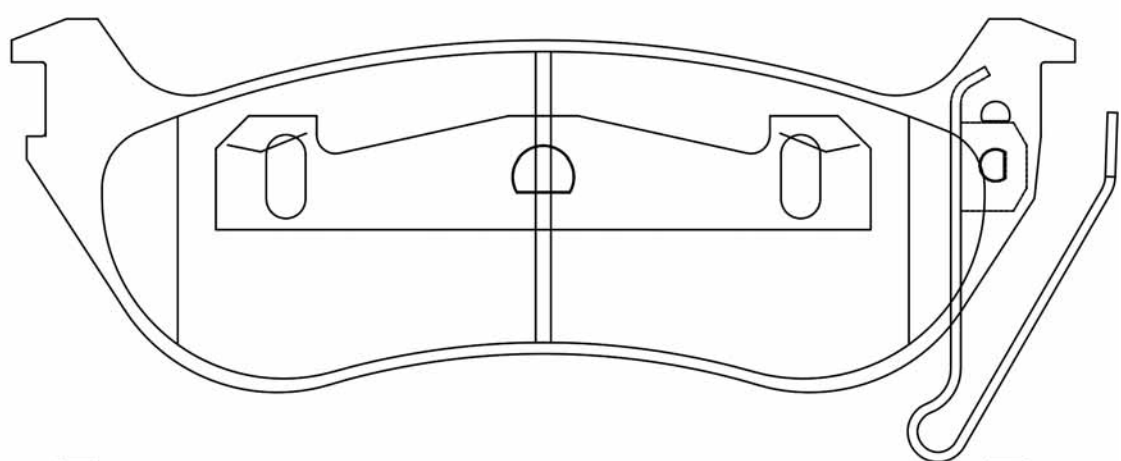
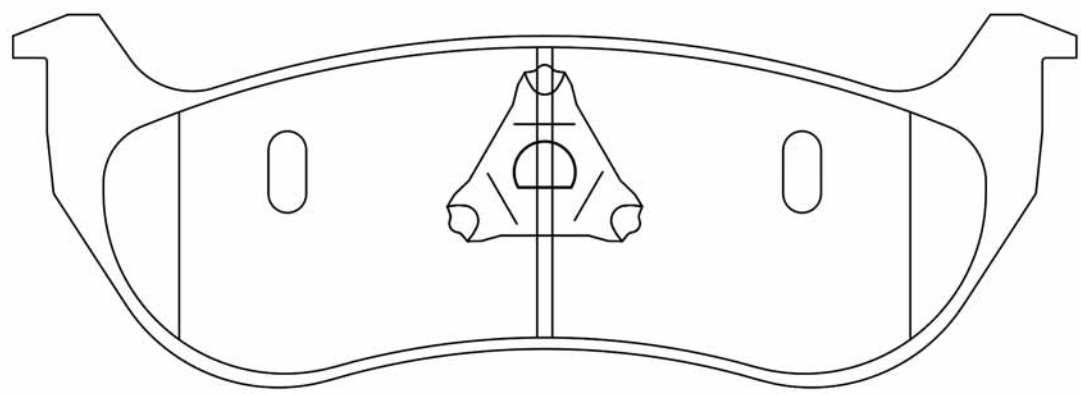
PP-901AF JEEP - DODGE	  		WVA
	L 116	H 45	






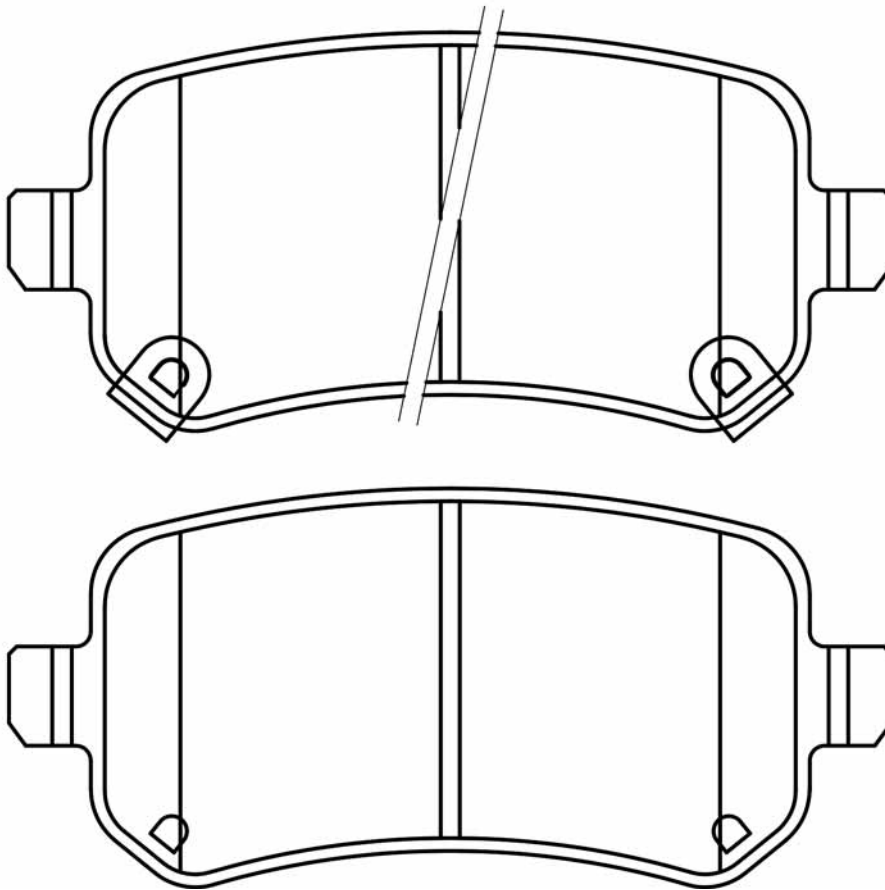
PP-902AF CHRYSLER				WVA
	L	H	Th	
	102	58	18,2	






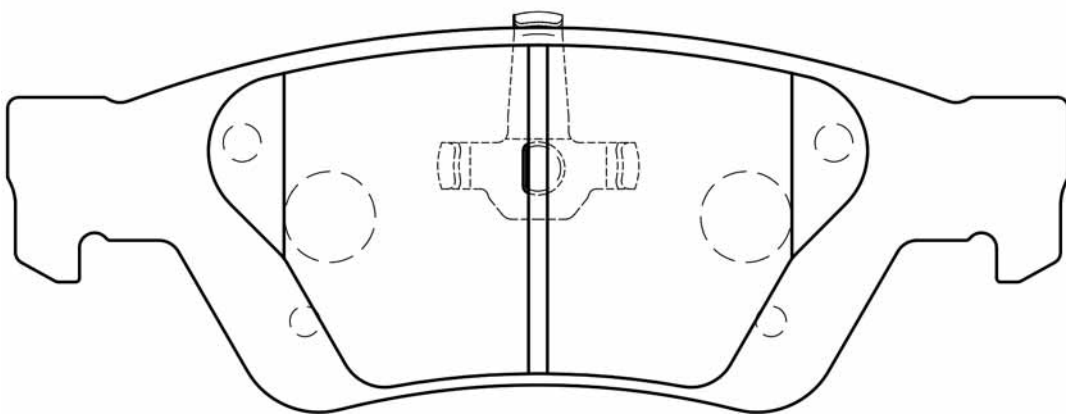
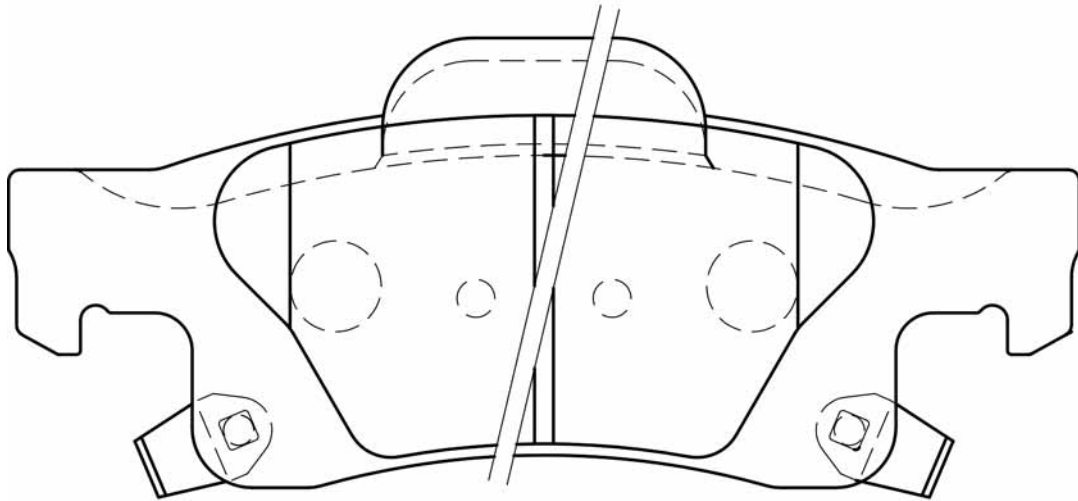
PP-904AF						WVA
	JEEP	L	H	Th		
	140	46,5	15			







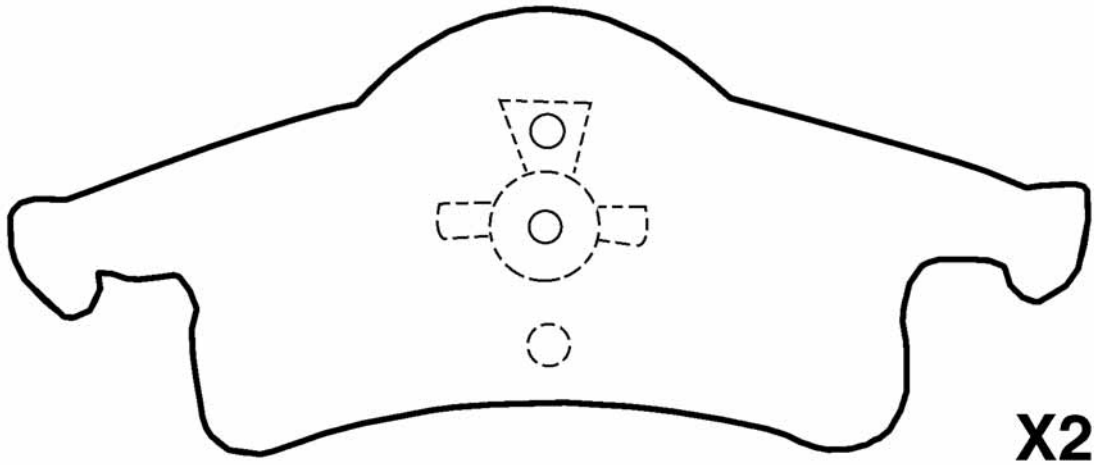

PP-905AF CHRYSLER - DODGE				WVA
	L	H	Th	24822
	117	53	17	





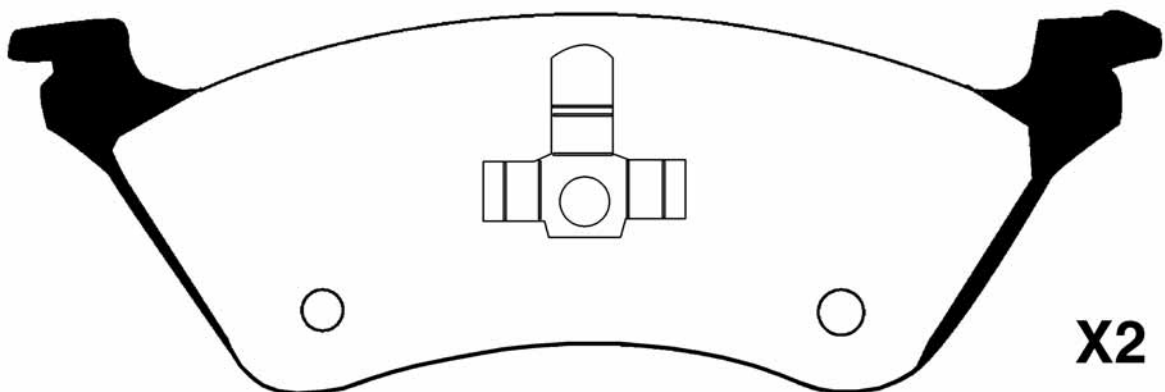
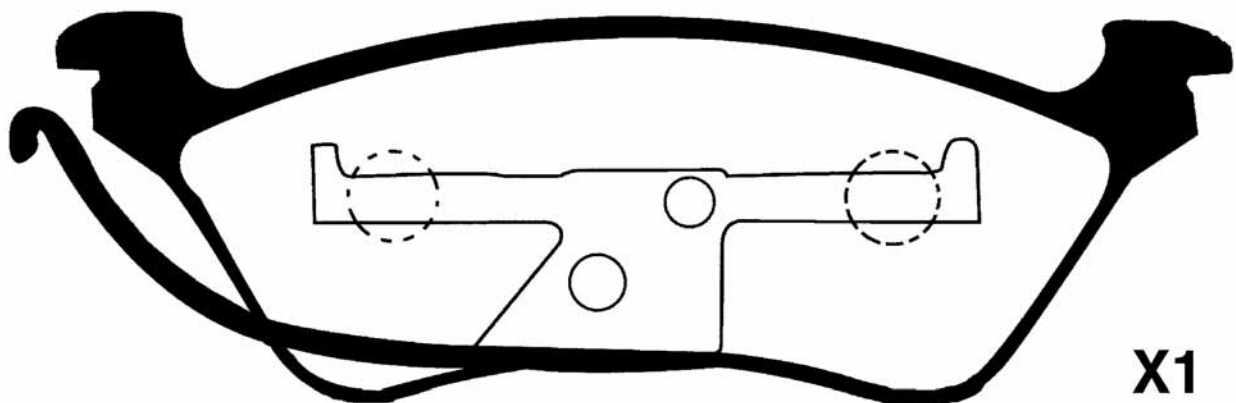
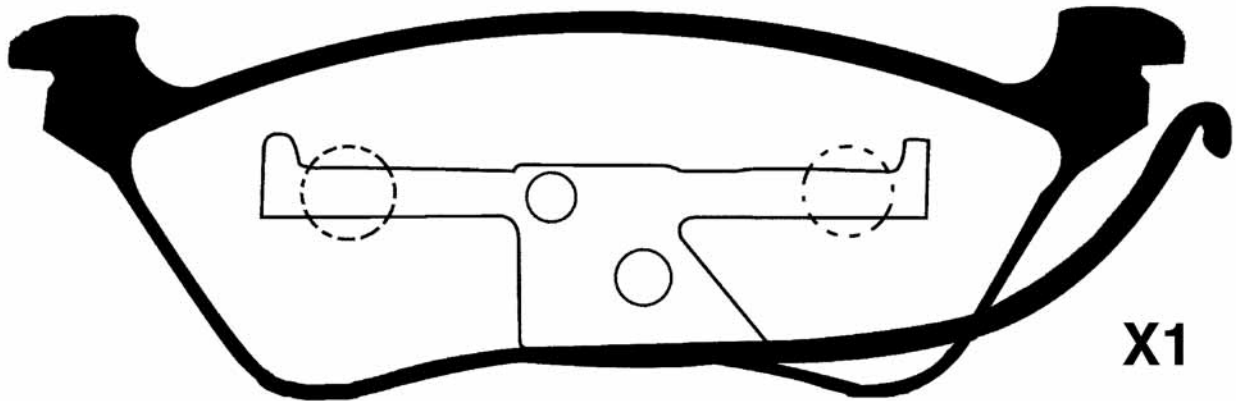
PP-906AF				WVA
	JEEP	L	H	
	141,5/140,2	59,4/50,8	16,8	



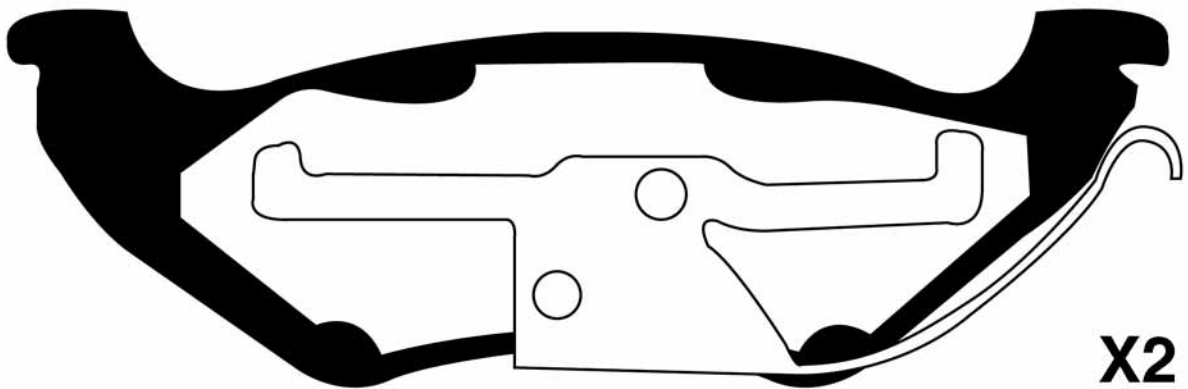
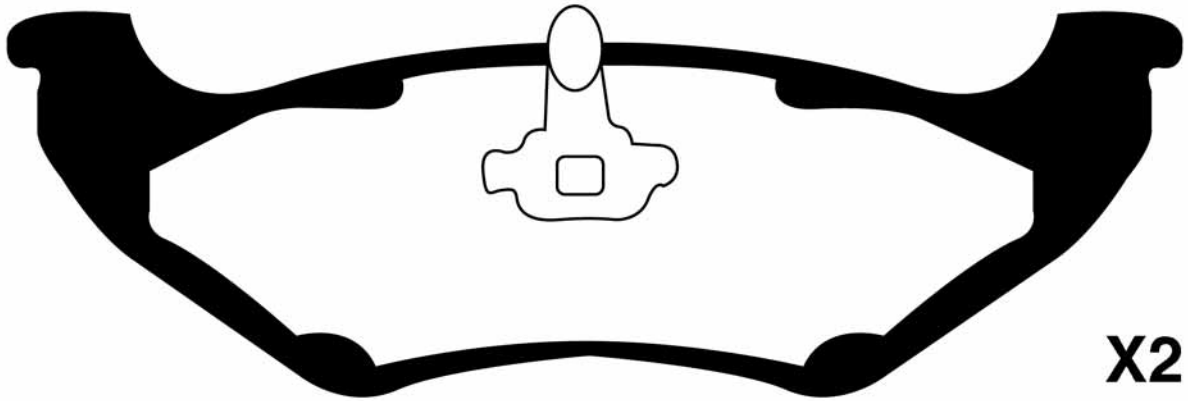
PP-992AF				WVA
	JEEP	L	H	
	141,4	59,1	17,7	

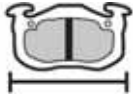

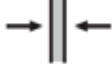


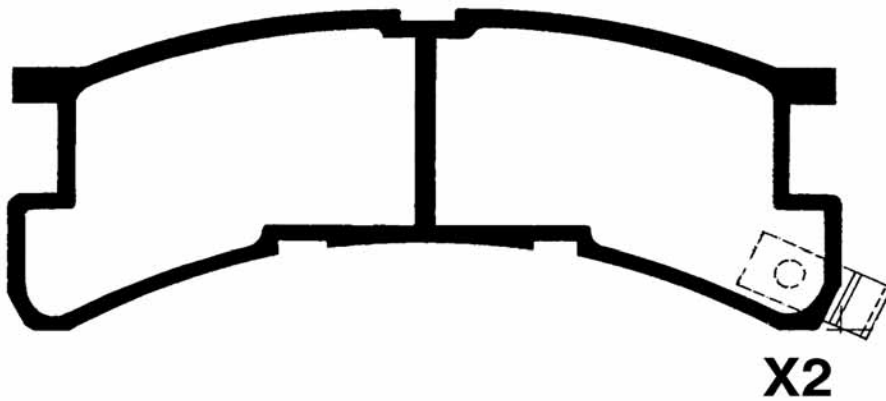
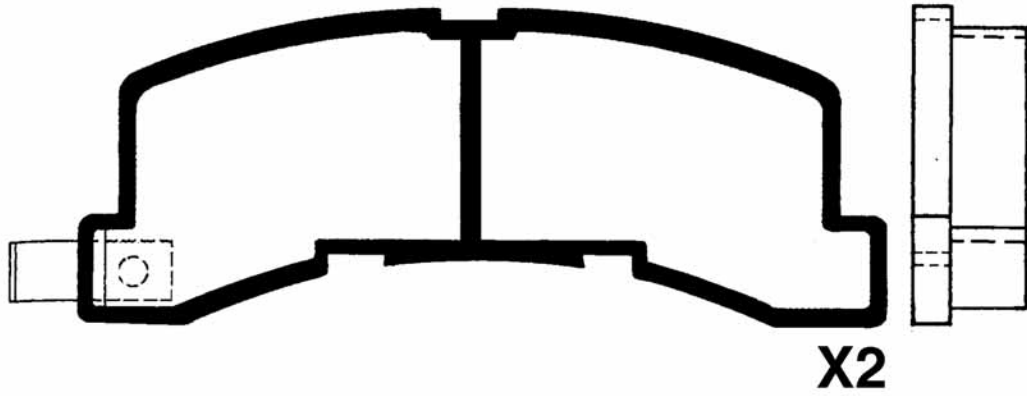
PP-993AF				WVA
	CHRYSLER	L	H	
	155,4	50,7	16,6	24036





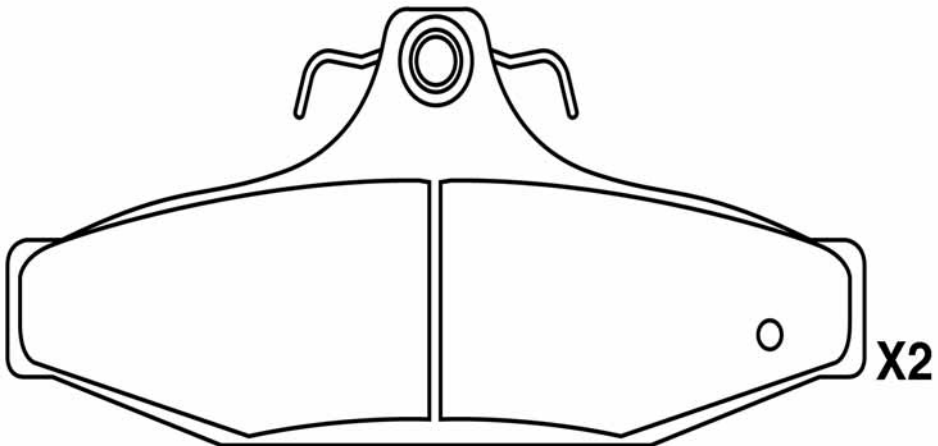
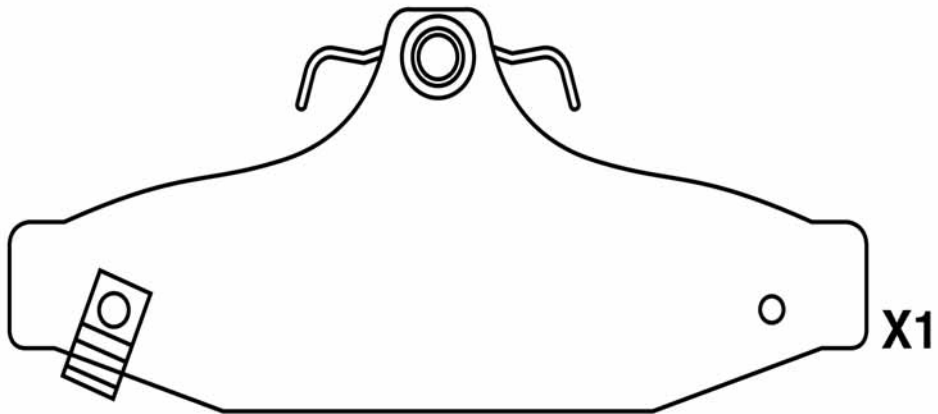
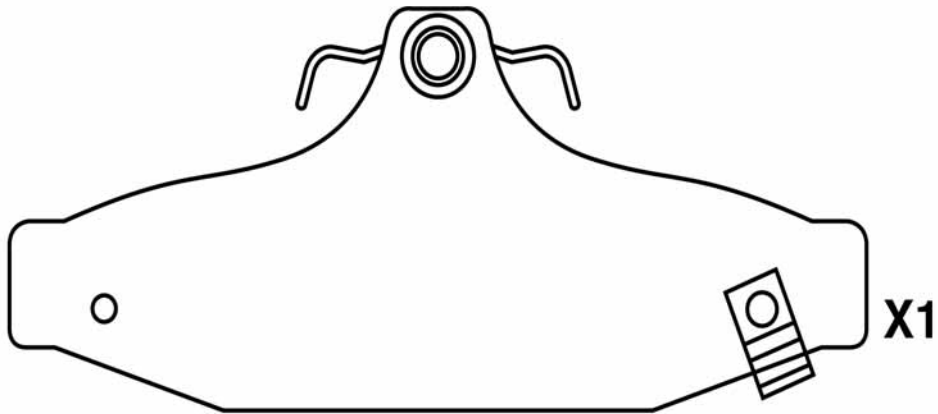
PP-994AF CHRYSLER				WVA
	L	H	Th	
	155,7	49,2	16,5	

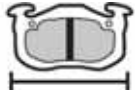




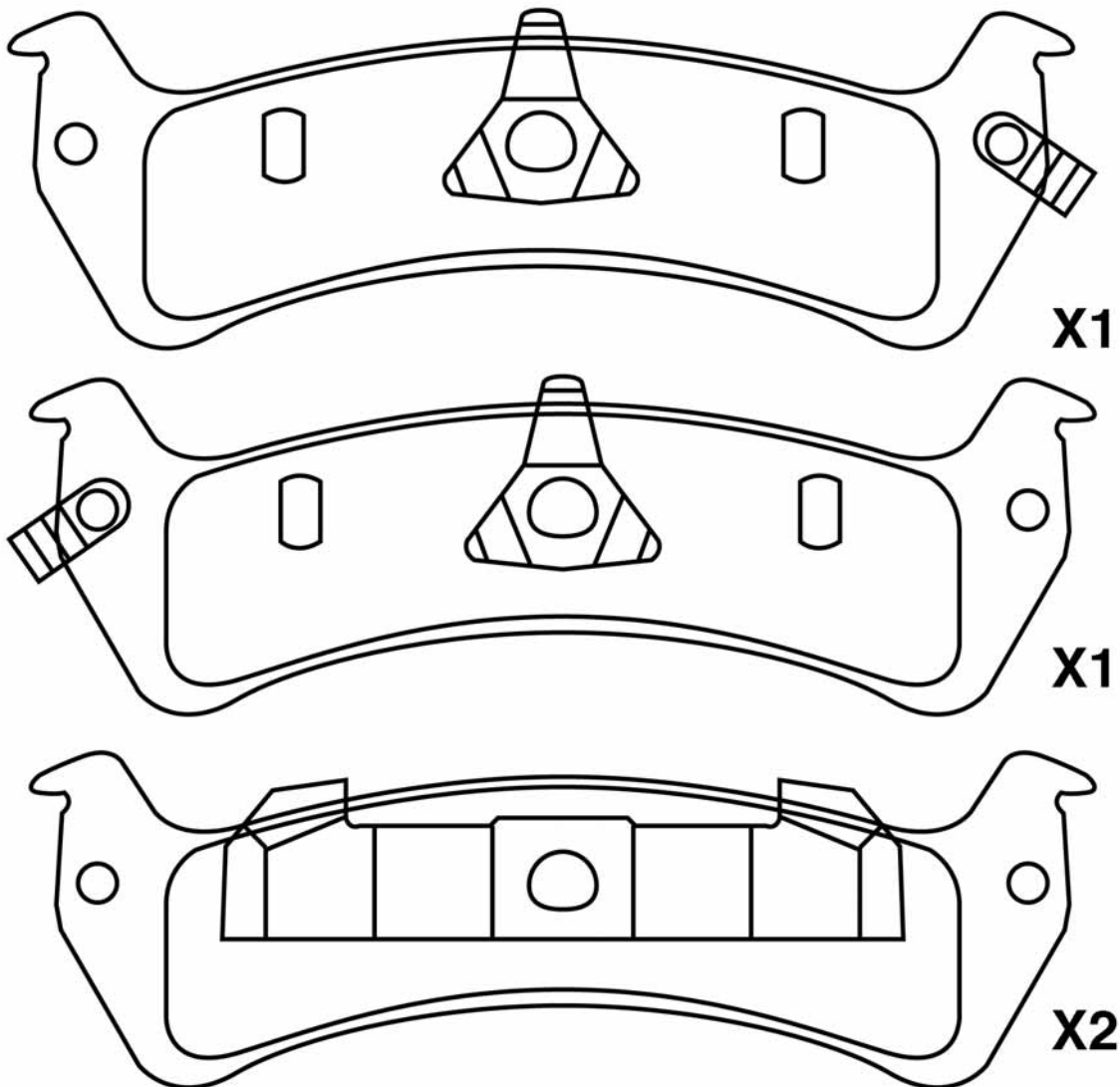
PP-996AF							WVA
	ISUZU	L	H	Th			
	107,1	40,9	15				




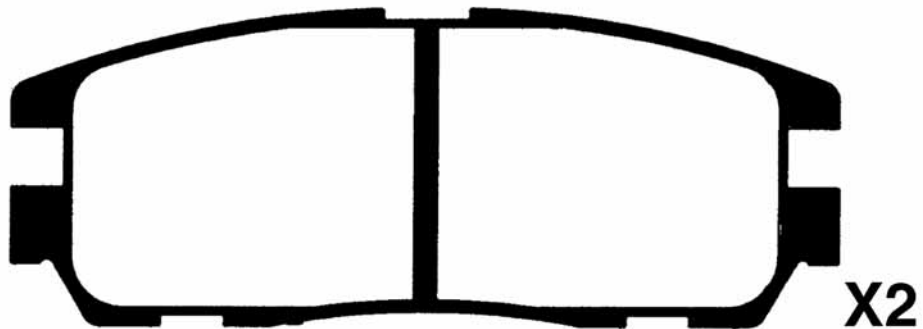
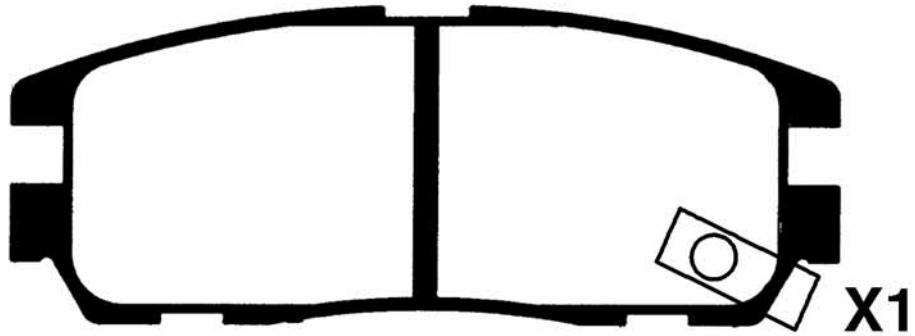
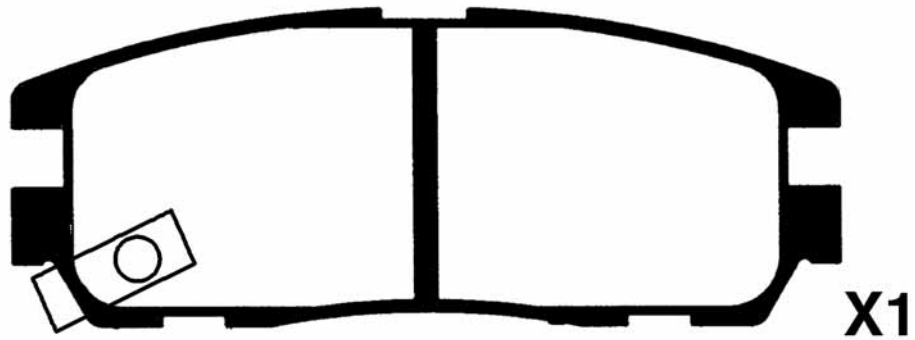
PP-997AF SSANGYONG - DAEWOO				WVA
	L 114	H 55,3	Th 14	

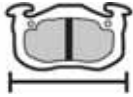




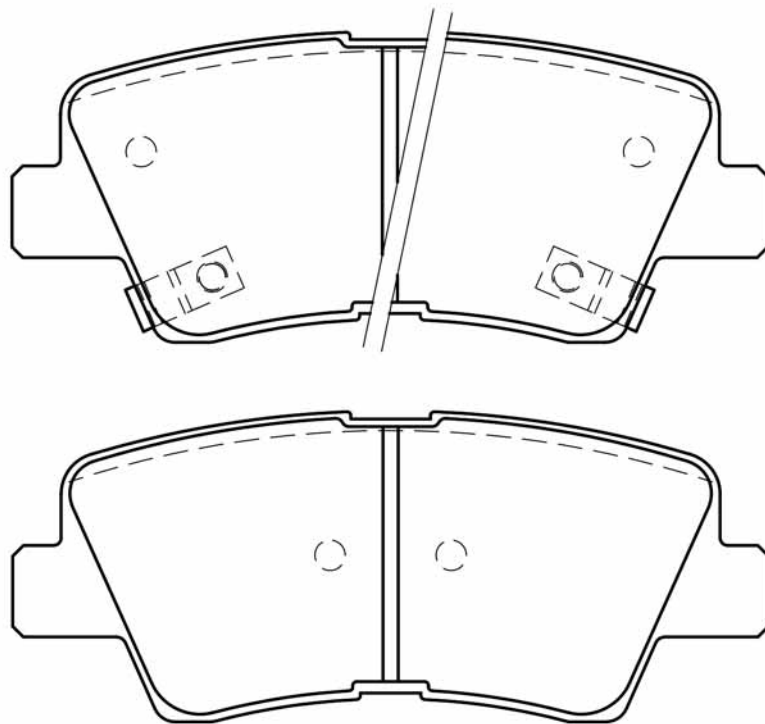
PP-998AF						WVA
	JEEP	L	H	Th		
	140	45,2	15,4			



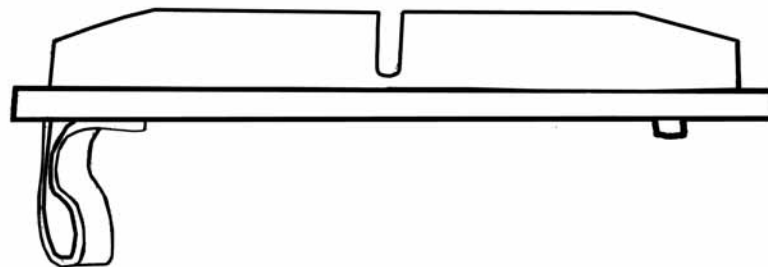
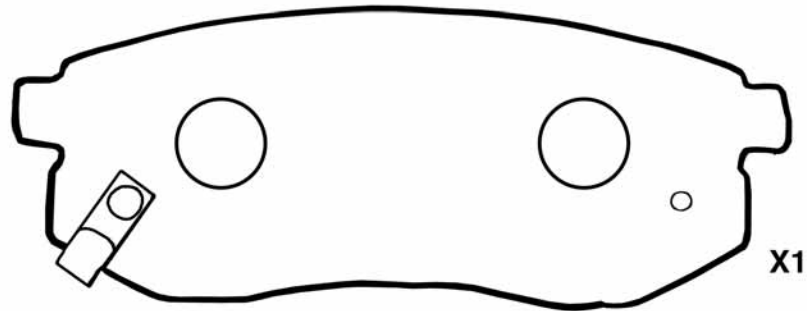
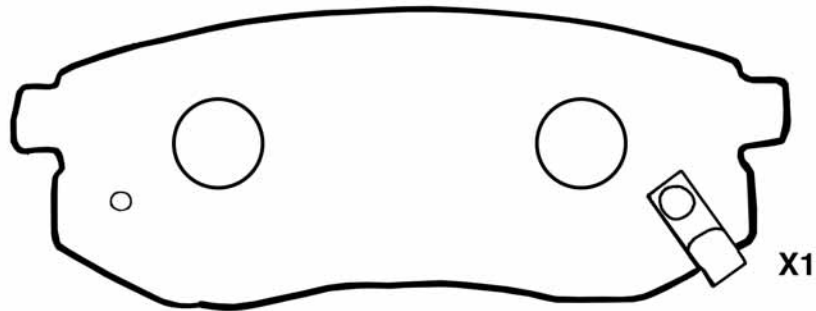
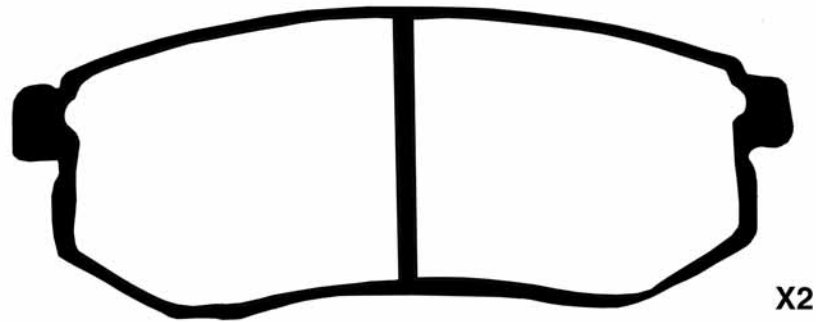
PP-999AF GREAT WALL - ISUZU				WVA
	L 109,2	H 42	Th 15,5	





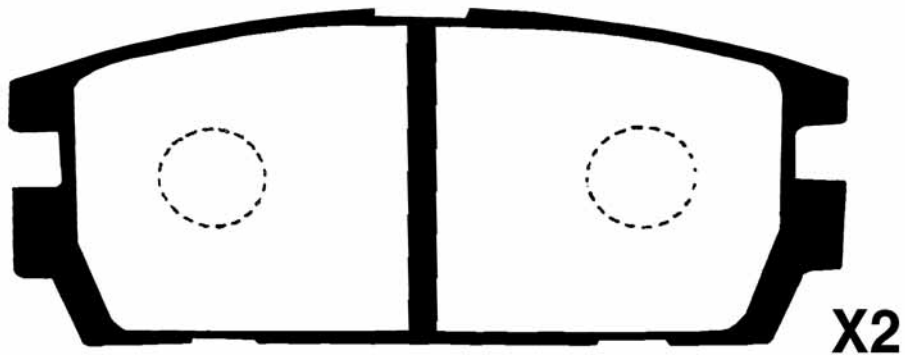
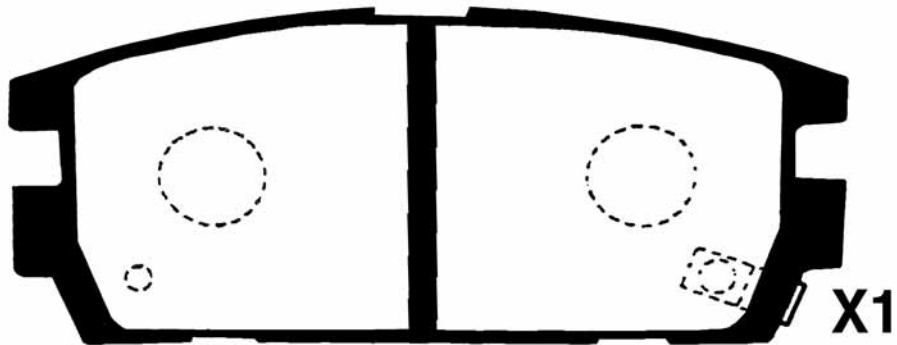
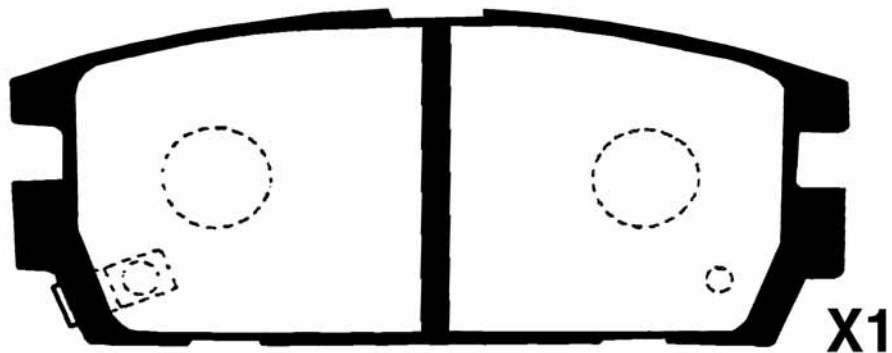
PP-H01AF				WVA
HYUNDAI	L	H	Th	
	100	41	16	



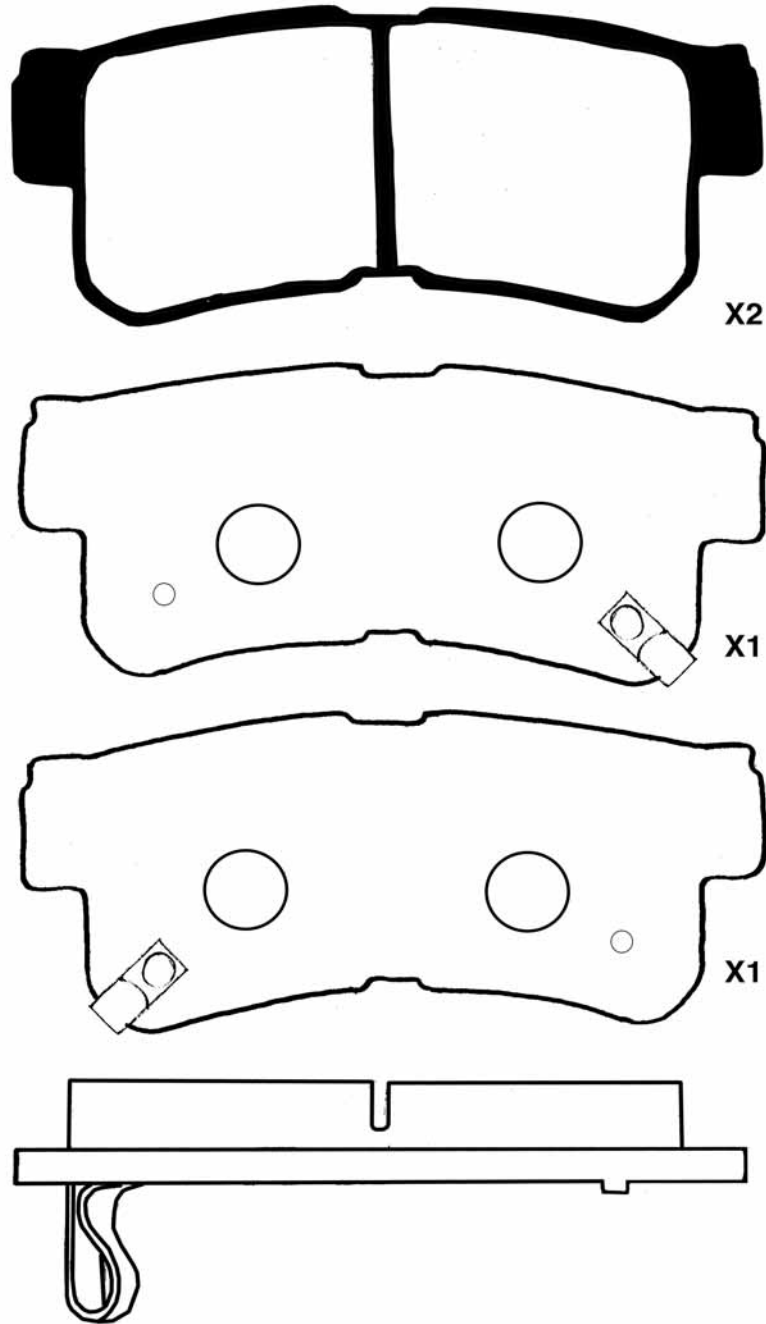
PP-H02AF KIA - HYUNDAI				WVA
	L 103	H 39,2	Th 15	23608




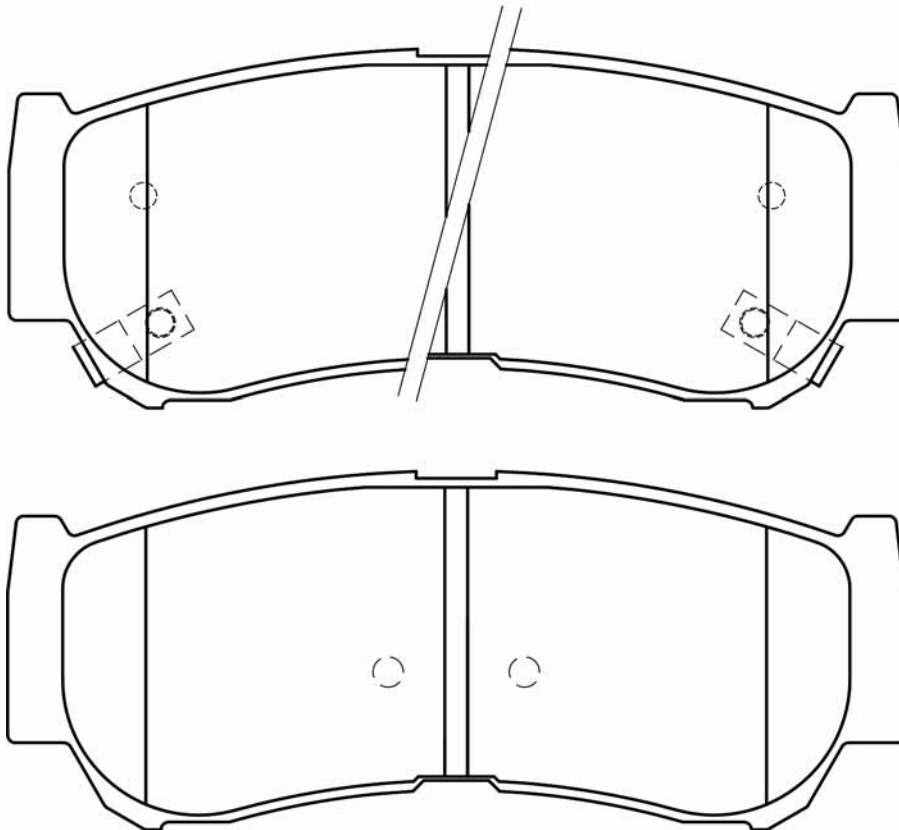
PP-H03AF				WVA
	GONOW - HYUNDAI - KIA	L	H	
	110,8	46,3	15,9	23813



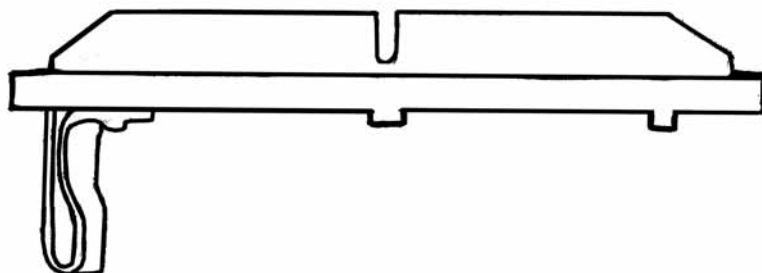
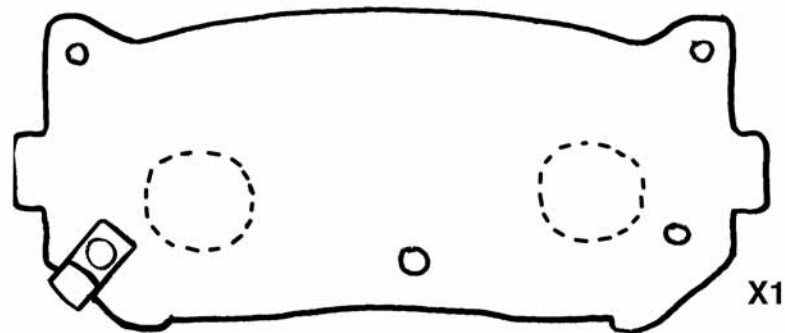
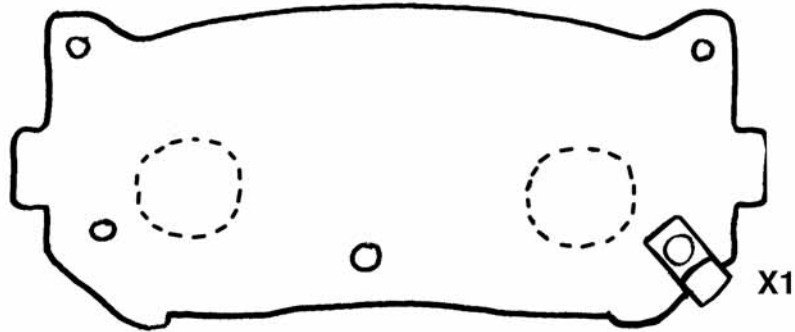
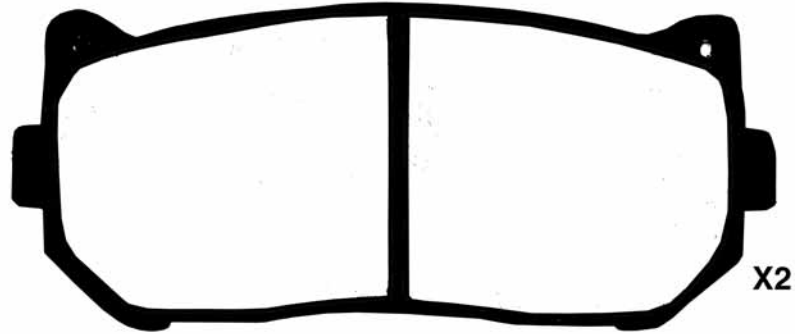
PP-H04AF HYUNDAI - KIA				WVA
	L	H	Th	23543
	98,6	40,7	15,5	

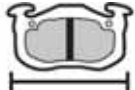





PP-H08AF				WVA
	HYUNDAI	L	H	
	118,5	47	15	24488




PP-K00AF				WVA
	KIA	L	H	
	99	42	13	23456

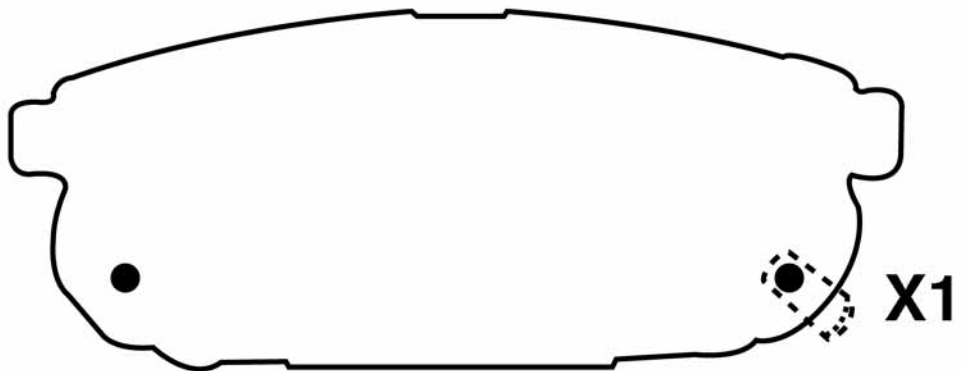
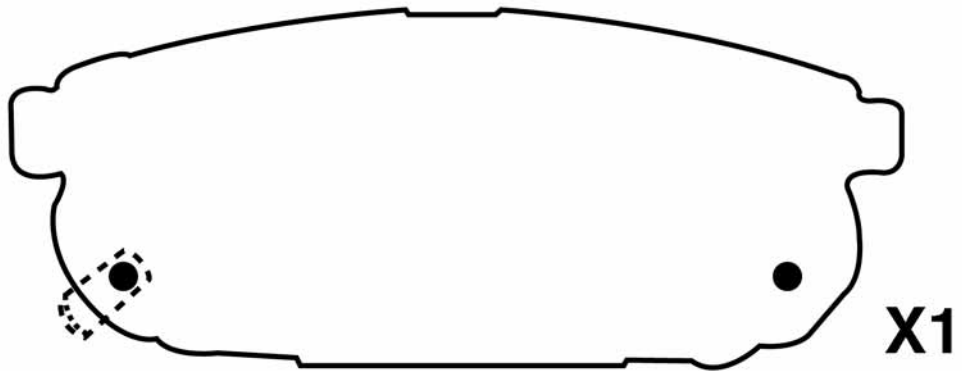
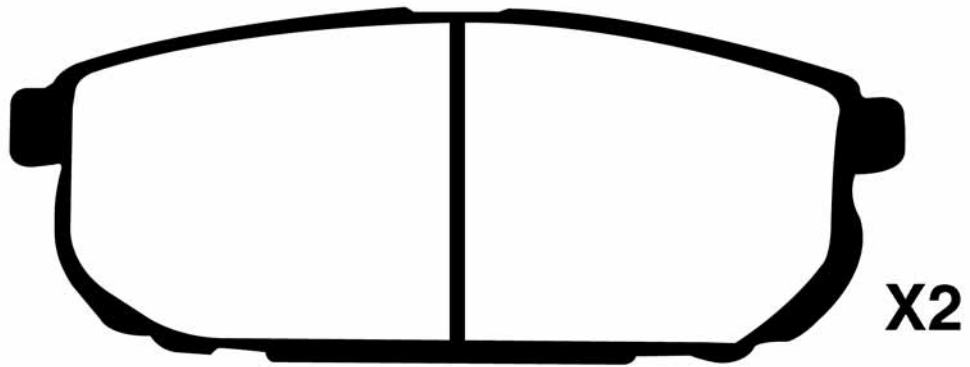




PP-K01AF				WVA
KIA	L	H	Th	
	61,7	51	14,6	21832

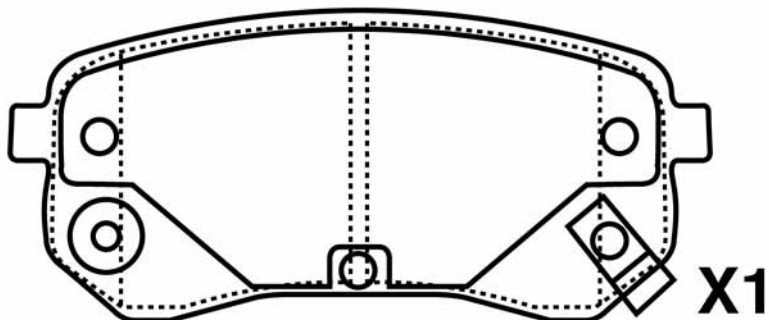
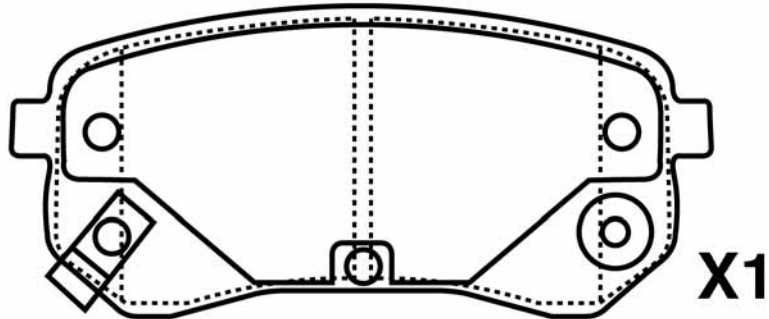
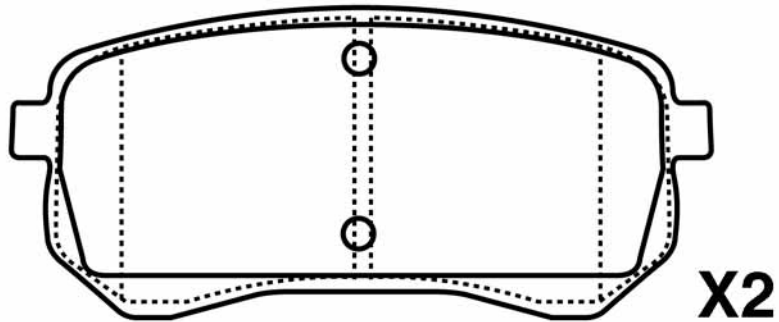


X4

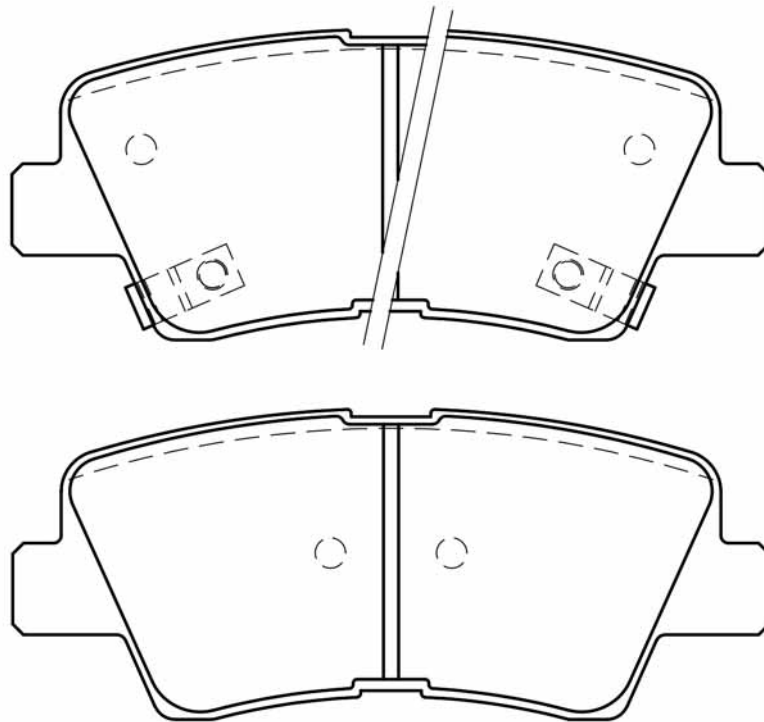
PP-K03AF				WVA
	KIA	L	H	
	118	46,8	15,6	24058




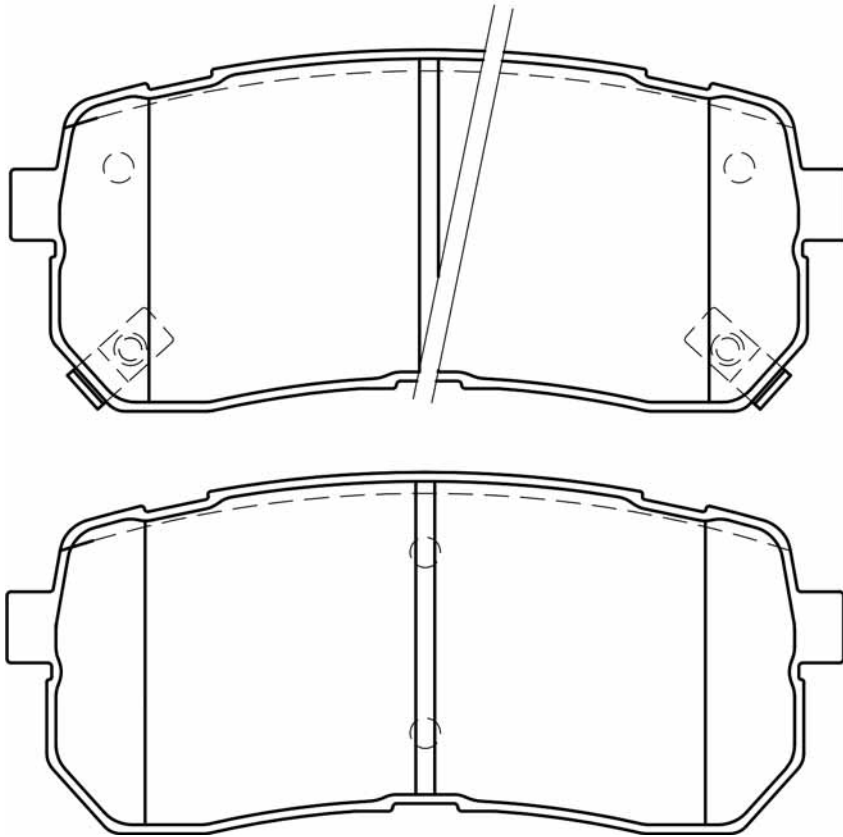
PP-K04AF KIA - HYUNDAI				WVA
	L 92,4	H 41	Th 14,7	24276



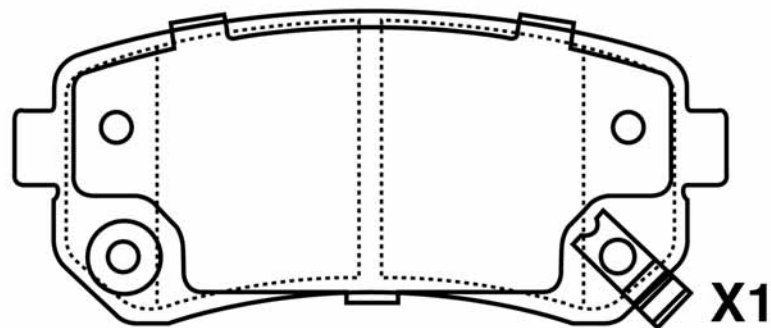
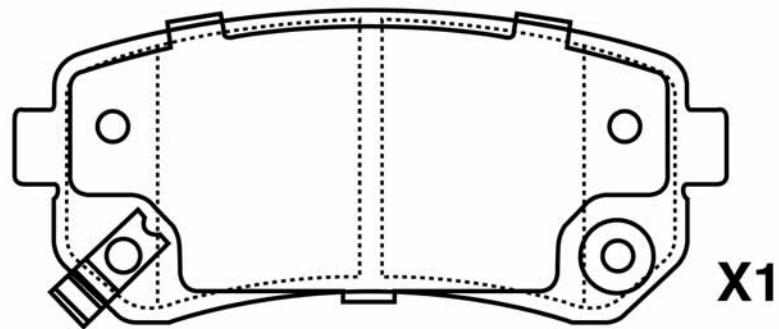
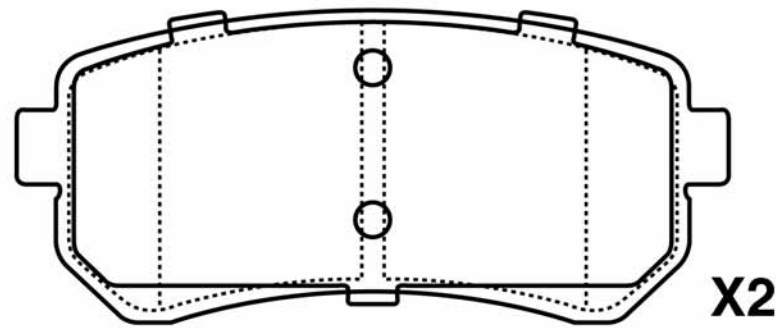
PP-K06AF KIA - SSANGYONG				WVA 24934
	L	H	Th	
	100	41	16	

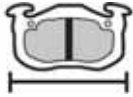




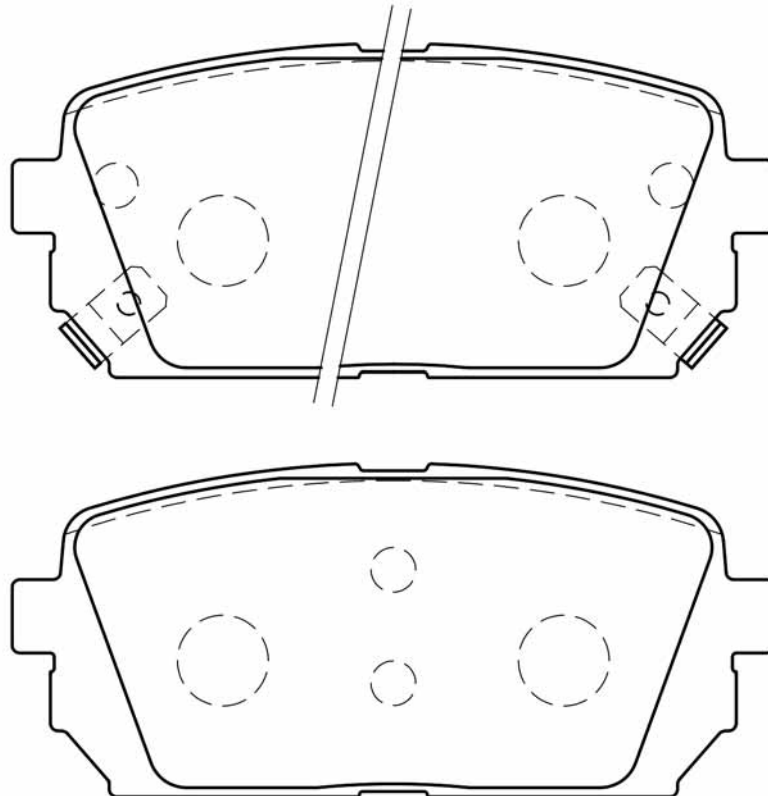
PP-K07AF KIA - HYUNDAI				WVA
	L 110	H 48	Th 15	24599



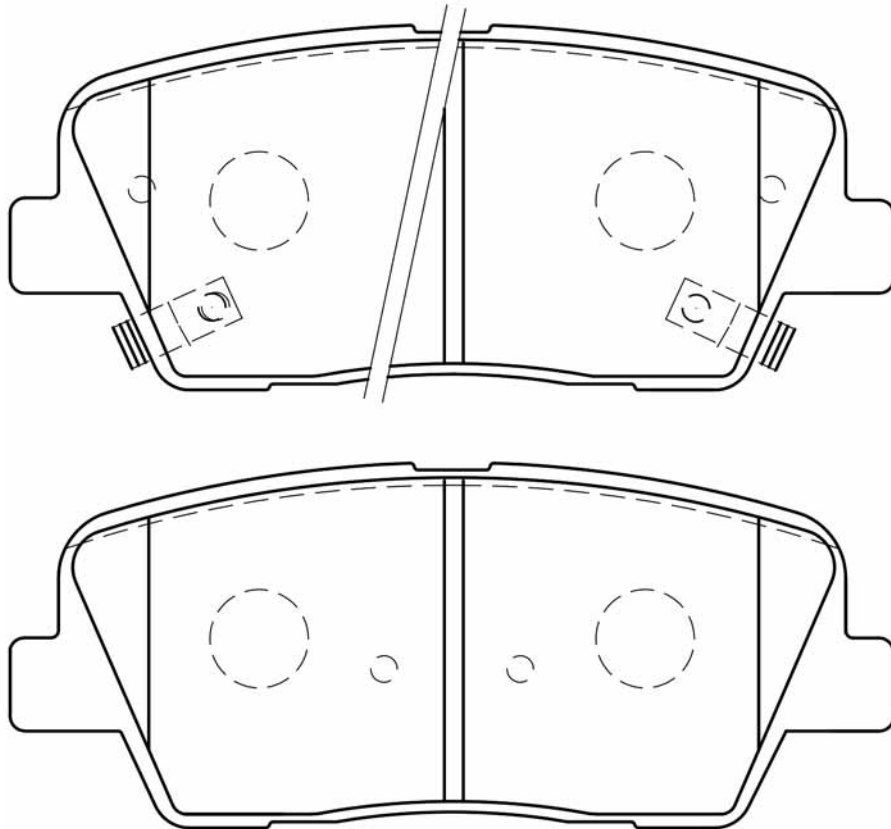
PP-K09AF HYUNDAI - KIA				WVA 24320
	L	H	Th	
	93,3	41	16	

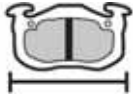




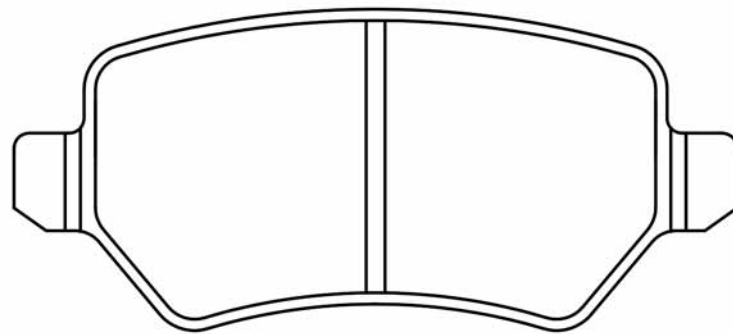
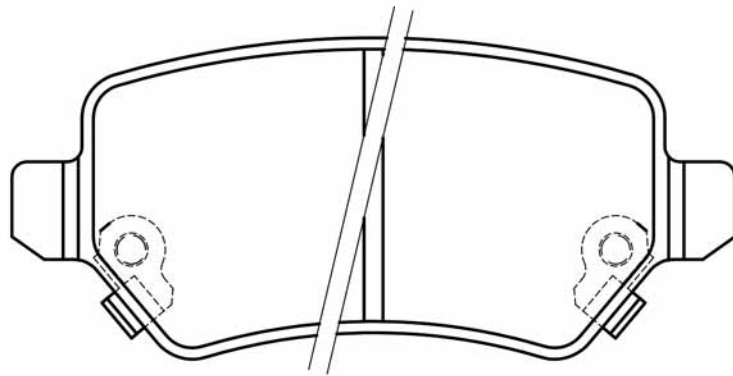
PP-K10AF				WVA
KIA	L	H	Th	
	100,5	44	16	24491

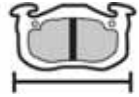




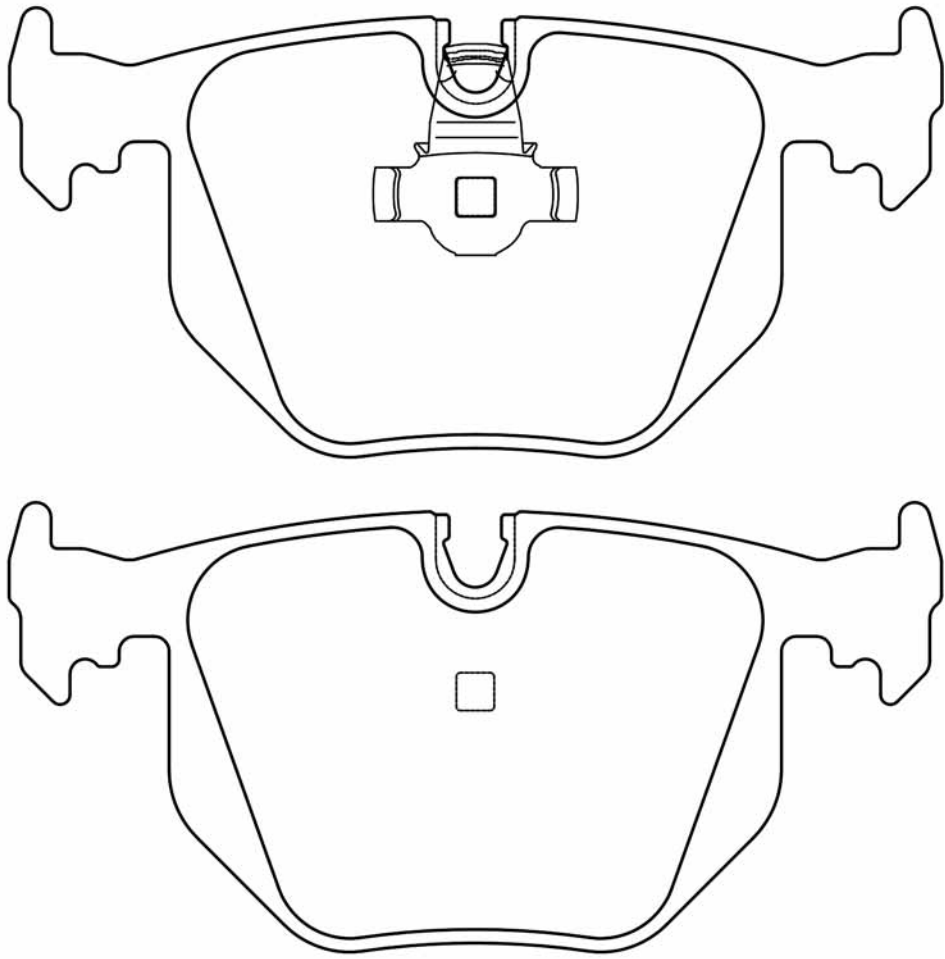
PP-K11AF HYUNDAI - KIA				WVA
	L 117	H 49	Th 15	




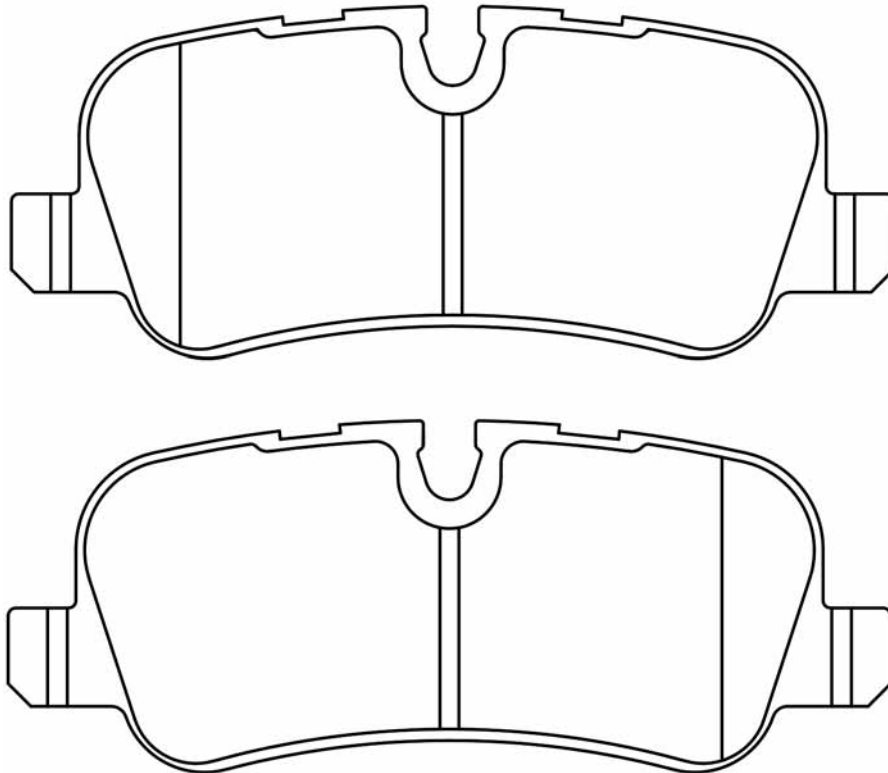
PP-K12AF							WVA
	KIA	L	H	Th			
	95,5	43	15			23417	

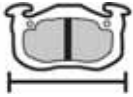




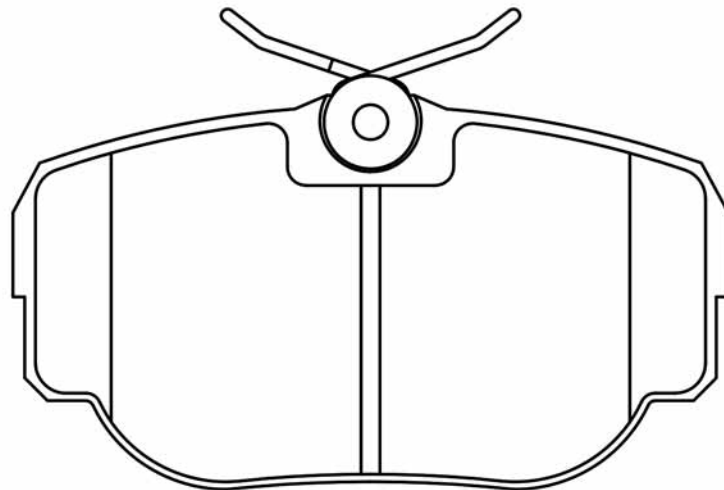
PP-L00AF LAND ROVER				WVA
	L	H	Th	
	123	59	17	21487

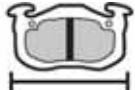




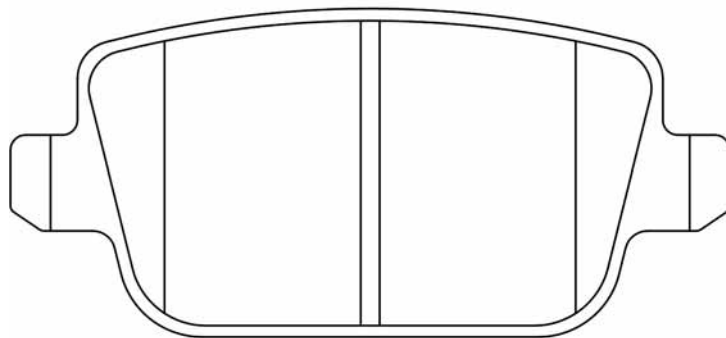
PP-L01AF LAND ROVER				WVA
	L	H	Th	
	116,5	46,5	17	24192

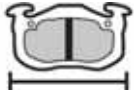

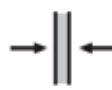


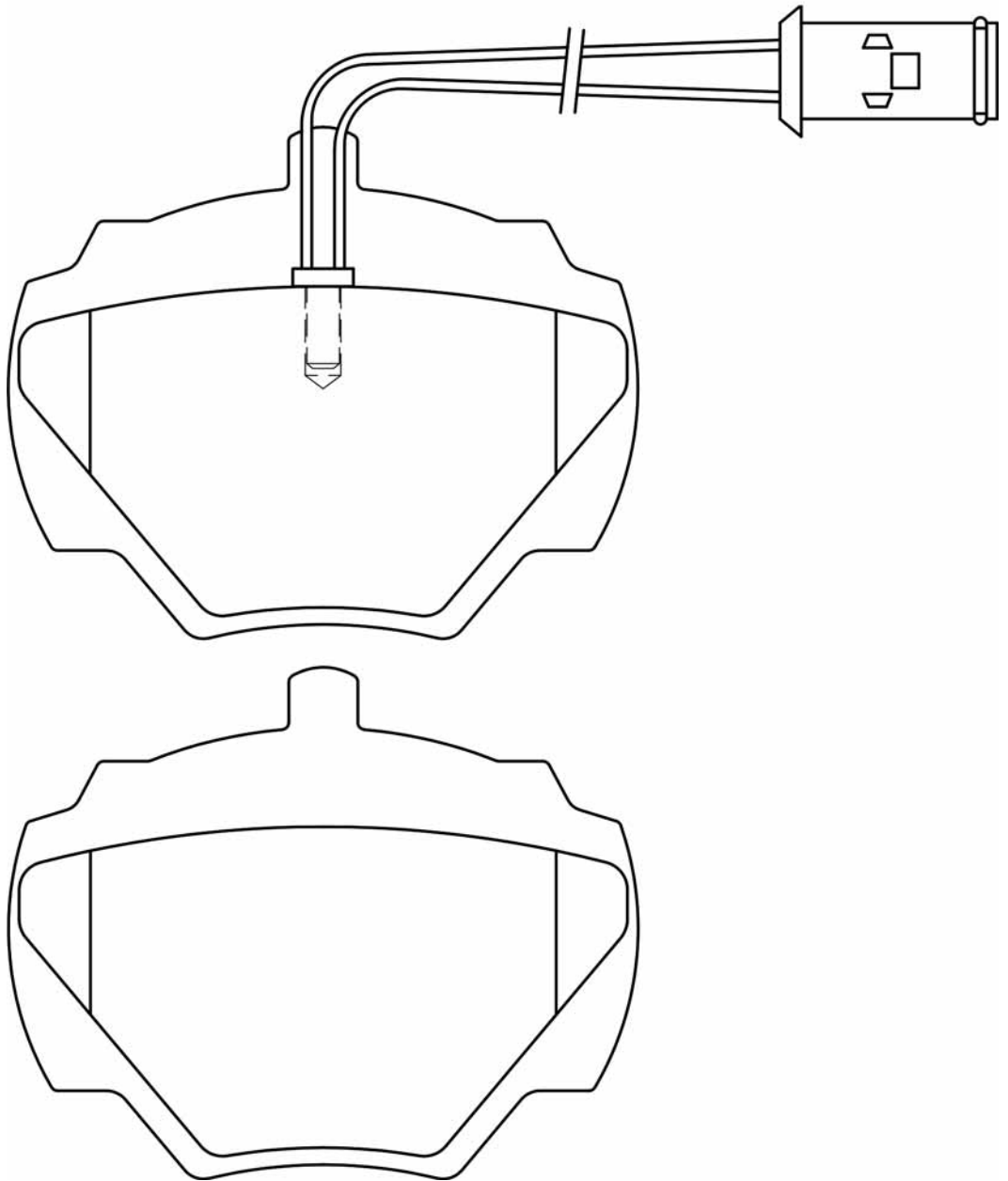
PP-L02AF LAND ROVER				WVA
	L	H	Th	
	95	52	16	23458

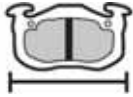




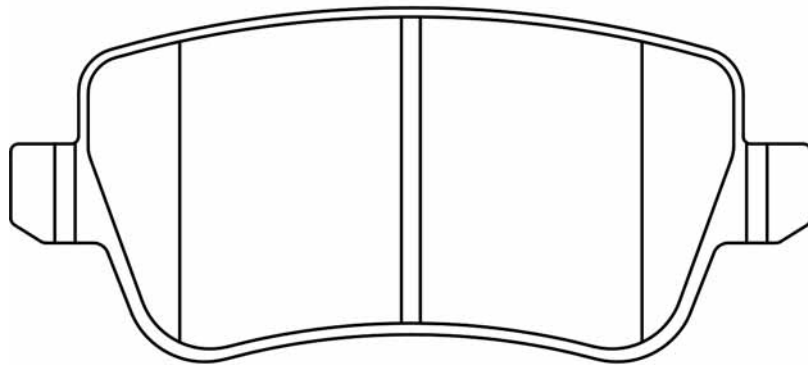
PP-L03AF LAND ROVER							WVA
	L	H	Th				
	95	43	16				24537



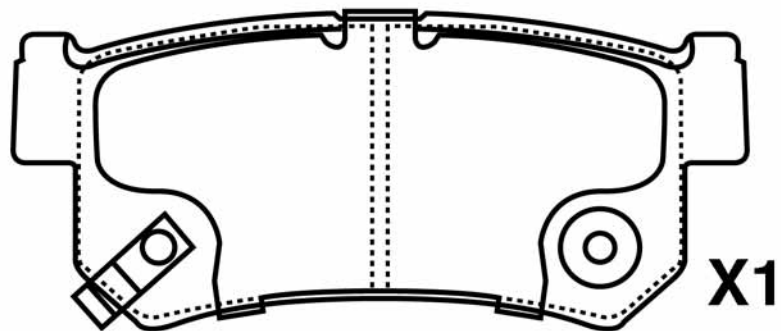
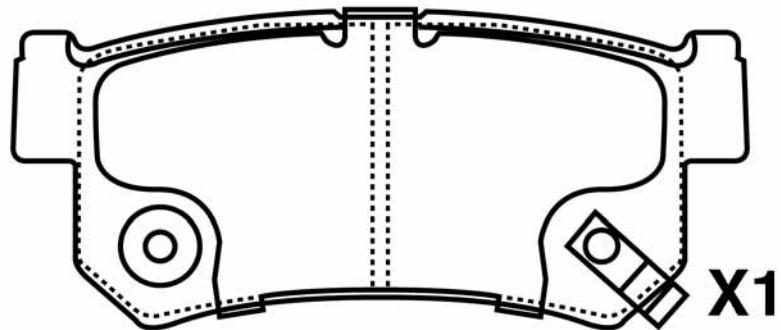
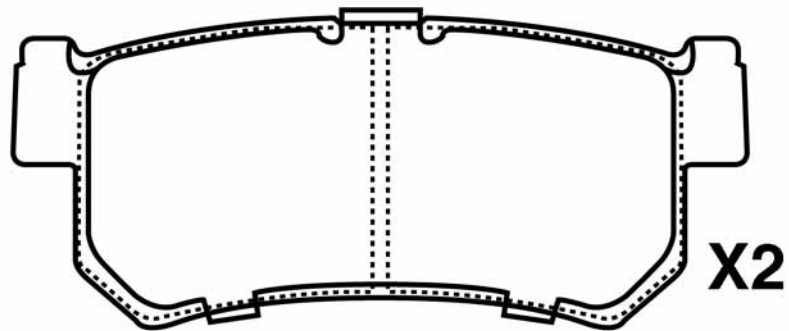
PP-L04AF LAND ROVER				WVA
	L	H	Th	
	89	72	15	20344




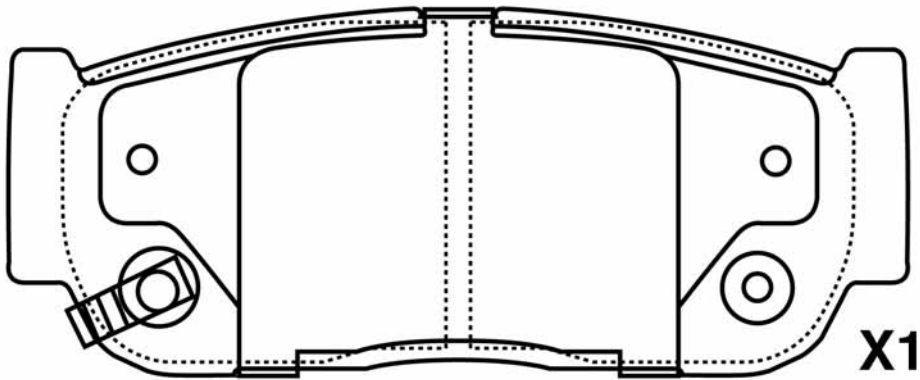
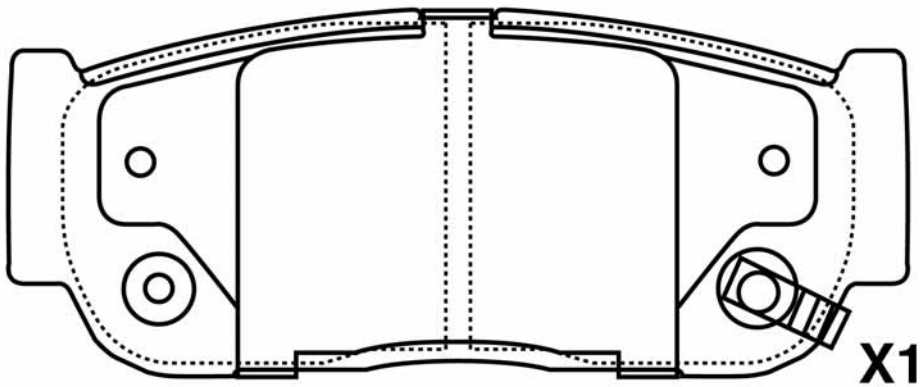
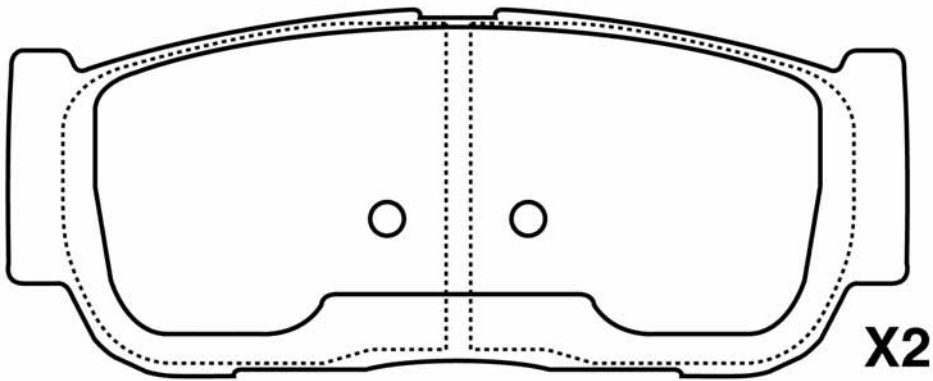
PP-L05AF LAND ROVER							WVA
	L 106	H 48	Th 17	24496			






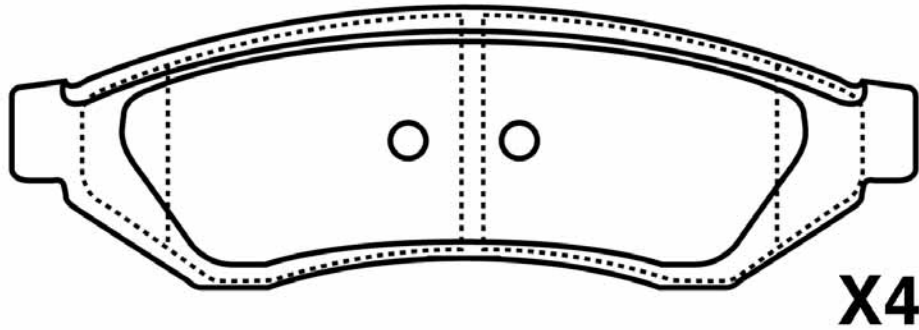
PP-S01AF DAEWOO - SSANGYONG				WVA
	L	H	Th	
	98,6	42,8	14,7	






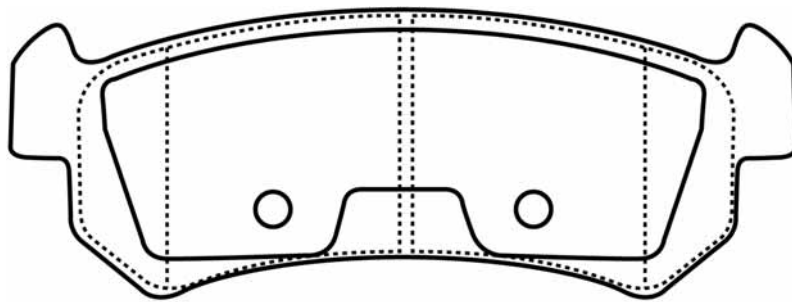
PP-S02AF				WVA
	SSANGYONG - SHUANGHUAN AUTO	L 118,6	H 48	Th 15,9 23931






PP-W01AF DAEWOO - CHEVROLET				WVA
	L	H	Th	
	121	37,6	14,6	23994

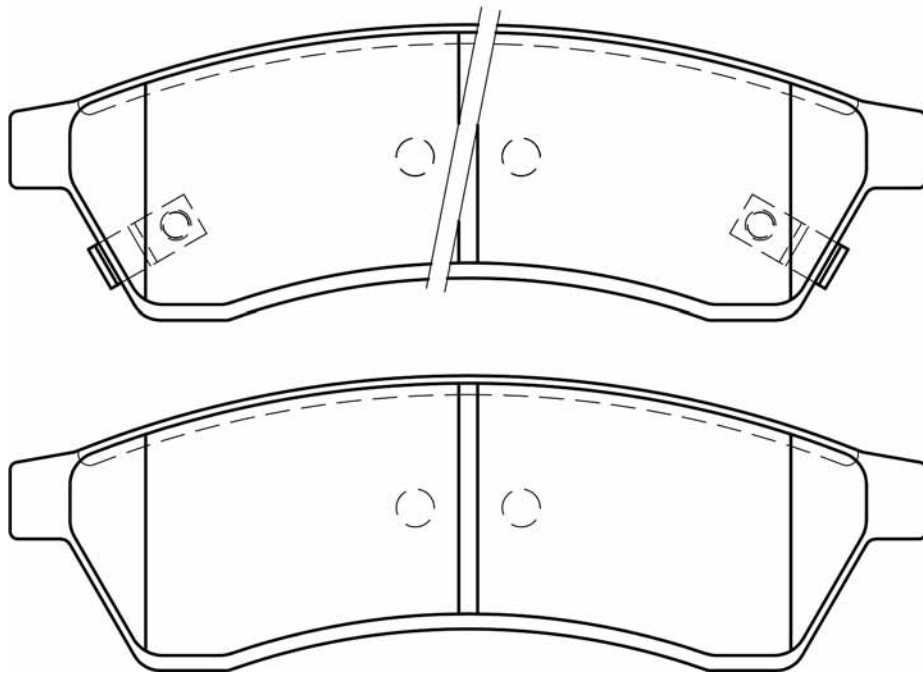



PP-W02AF DAEWOO - CHEVROLET				WVA
	L	H	Th	
	104,5	39	14,6	24071

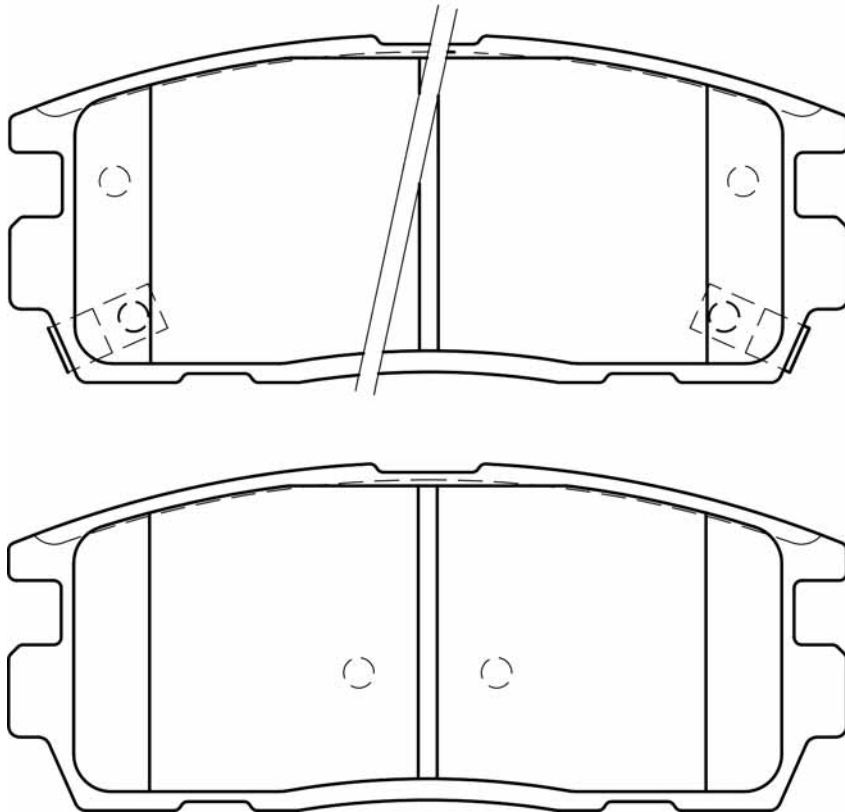





X4

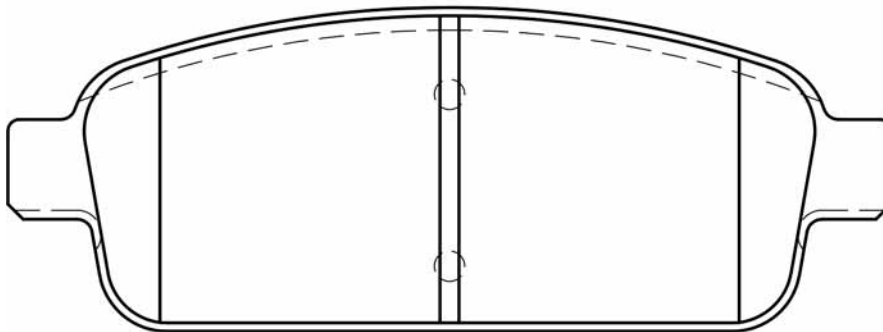
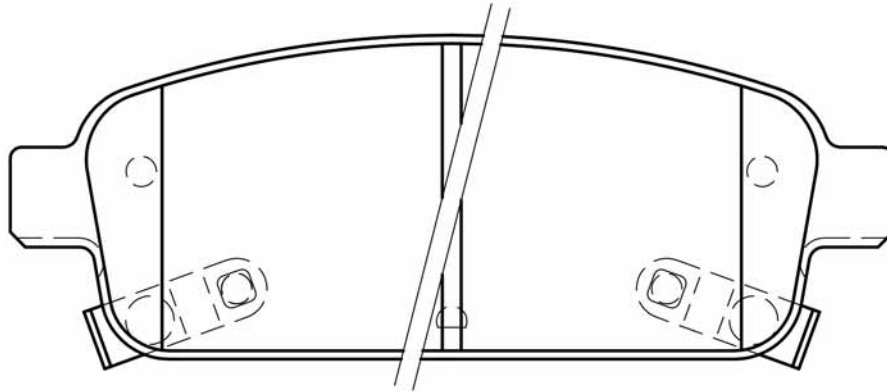
PP-W03AF CHEVROLET				WVA
	L	H	Th	
	121	39	14,5	24744



PP-W04AF CHEVROLET				WVA
	L	H	Th	
	110	46	15,2	24498



PP-W05AF CHEVROLET - OPEL				WVA
	L	H	Th	25096
	117	43	16	



BIANCA

AIXAM	JAPANPARTS
18 2 043	PP-008AF
181028L	GF-008AF
181028L	GF-009AF
6G028	DI-024
6G065	PA-021AF
6L028	DI-023
ASIA MOTORS	JAPANPARTS
182326310B	GF-325AF
885426310	GF-325AF
885449230	GF-325AF
CADILLAC	JAPANPARTS
18060682	DI-014
25693146	DP-009
25814674	PP-007AF
88959947	PA-014AF
88959954	PA-014AF
88967250	PA-014AF
89047725	PP-006AF
93188111	PA-011AF
93188112	PA-011AF
CHATENET	JAPANPARTS
103015A	DI-025
CHERY	JAPANPARTS
T11-3501080BA	PA-022AF
CHEVROLET	JAPANPARTS
11046948372	PA-390AF
1104695012	PA-W03AF
11046952012	PA-376AF
13300867	PP-W05AF
13301207	PA-W12AF
13301234	PA-W13AF
13319294	PP-W05AF
13502045	DI-W15
13502052	DI-W16
13502136	DP-W06
13502139	DP-W07
20789468	PA-W10AF
20876917	PP-007AF
20955857	DI-W12
20968395	DP-W05
90121445	DI-910
92230273	PP-007AF
94564513	GF-W03AF

95459513	PP-W04AF
96175281	TA-W00
96179110	DI-W05
96193771	TA-W01
96219485	DP-W01
96226110	GF-395AF
96238672	DI-W07
96238673	DI-W08
96245179	PP-398AF
96253383	PA-W05AF
96264591	DI-W09
96268686	GF-W01AF
96286933	DI-W13
96300035	DI-W01
96312155	CS-W03
96312559	DI-W01
96312560	DP-W00
96316582	PA-W04AF
96316636	TA-W02
96320531	DI-W04
96320670	CS-W02
96328254	DP-W04
96328338	DI-W09
96329364	DI-W11
96333185	TA-W03
96349066	GF-W02AF
96386900	TA-W06
96386901	TA-W07
96389659	DP-W02
96391892	PP-398AF
96405129	PA-W05AF
96405131	PP-W02AF
96446176	PA-W04AF
96470999	TA-W04
96471274	DI-W10
96473229	GF-W03AF
96475027	PA-W09AF
96475028	PP-W03AF
96496763	PP-W01AF
96496764	GF-W04AF
96518606	CS-W02
96534653	PA-W07AF
96549630	DP-W03
96549782	DI-W09

96574633	DI-W10
96574718	CS-W06
96625871	GF-W05AF
96625873	DP-W05
96625948	DI-W12
96626070	PA-W10AF
96626076	PP-W04AF
96626083	GF-W05AF
96682858	PA-W14AF
96800089	PP-W02AF
NP 1464	GF-395AF
PS4510005	PA-W03AF
PS4510009	PA-W03AF
PS4511001	PA-W03AF
S4520001	GF-395AF
S4520003	GF-395AF
S4520005	GF-395AF
S4520007	GF-W03AF
CHRYSLER	JAPANPARTS
0-5135258AA	PA-002AF
0.4313056	CS-097
0.4423601	CS-096
0.5093236AA	CS-095
04423606	GF-056AF
04509553AB	DP-994
04509718	DI-995
04721677AA	DP-906
04721820AE	DI-095
04721995AA	DI-915
04779197AD	DI-914
04779209AC	DP-903
04879138AA	DI-996
04879138AC	DI-996
04882576	GF-911AF
04897664AA	PA-099AF
05066036AA	GF-915AF
05073647AA	GF-915AF
05073647AB	GF-915AF
05142555AA	PA-913AF
05142559AA	PA-911AF
05142566AA	PP-902AF
1-04721820AF	DI-002
1-05093260AA	PA-090AF
1-05135258AA	PA-002AF

CHRYSLER	JAPANPARTS
1-05273038AA	DI-001
1-08080871AB	PP-001AF
4238827	GF-914AF
4423715	PA-056AF
4423725	PA-056AF
4423812	PA-060AF
4509553AC	DP-994
4509994AA	DI-994
4638634	PA-059AF
4683433	TA-901
4683918AB	DI-992
4721023	DP-993
4721023AF	DP-993
4721023AG	DP-993
4721263	TA-901
4741772	GF-915AF
4743999AA	DP-904
4762537	GF-914AF
4762669	PP-016AF
4762682	PA-099AF
4764934AB	DP-990
4773264	PA-099AF
4778058AB	PA-057P
4778058AB	PA-057AF
4779197AD	DI-914
4779209AC	DP-903
4877263	TA-901
4877433	TA-901
4879229AA	DI-993
4882107	PA-099AF
4882107	PA-099P
4882576	GF-911AF
4883717AA	PP-019AF
4883833AA	GF-097AF
5011969AA	PA-097AF
5014036AA	PP-994AF
5015365AA	PA-096P
5015365AA	PA-096AF
5016164AA	PA-093AF
5016434AA	DI-093
5018208AA	PP-016AF
5018209AA	GF-913AF
5018592AA	PA-097AF

5018942AA	PA-092AF
5019802AA	GF-911AF
5066036AA	GF-915AF
5066309AA	PP-016AF
5066427AA	PA-994AF
5072216AA	PA-096P
5072216AA	PA-096AF
5073647AA	GF-915AF
5083853AA	PA-094AF
5085650AA	DP-990
5093236AA	CS-095
5105514AA	DI-003
5142559AA	PA-911AF
5142566AA	PP-902AF
52001151	TA-099
52128247AA	DI-991
55511-60A00	DI-807
68028671AA	PP-505AF
68029263AA	PA-910AF
68032944AA	DI-915
68044761AA	PP-905AF
68052369AA	PA-915AF
68052370AA	PA-915AF
J8130744	GF-056AF
DAEWOO	JAPANPARTS
3232-1800	PA-W08AF
3232-1800/M	PA-W08AF
35350125	DI-W14
431335	CS-W05
55201-78820-000	PA-W00AF
55210-50E20	PA-W00AF
7432-D553	PP-305AF
90235420	CS-W00
90235422	CS-W01
90374075	CS-W00
90443259	CS-W00
96101972S	PA-W02AF
96133555S	PA-W02AF
96215669	DI-910
96215670	DI-W05
96446178	GF-W01AF
96471783	TA-W07
FS063576	PA-W06AF
P96391892	PP-398AF

DAIHATSU	JAPANPARTS
004491-87719	PA-697AF
00491-87713	PA-697AF
04465-B1020	PA-809AF
04465-B1190	PA-343AF
04465-B1320-000	PA-343AF
04465-B2020	PA-809AF
04465-B2040	PA-609AF
04465-B2050	PA-612AF
04465-B4030	PA-528AF
04491-10020	PA-600AF
04491-14150	PA-701AF
04491-60020	PA-601AF
04491-87101	PA-606AF
04491-87103	PA-606AF
04491-87104	PA-606AF
04491-87201	PA-604AF
04491-87209	PA-610AF
04491-87501	PA-605AF
04491-87503	PA-605AF
04491-87504	PA-605AF
04491-87601	PA-601AF
04491-87602	PA-601AF
04491-87603	PA-601AF
04491-87605	PA-601AF
04491-87607	PA-607AF
04491-87611-000	PA-607AF
04491-87612	PA-607AF
04491-87614	PA-601AF
04491-87701	PA-600AF
04491-87702	PA-602AF
04491-87706	PA-606AF
04491-87708	PA-606AF
04491-87710	PA-606AF
04491-87712	PA-606AF
04491-87716	PA-602AF
04491-87724-000	PA-699AF
04491-87725-000	PA-699AF
04491-87727-000	PA-699AF
04491-87728-000	PA-699AF
04491-87731-000	PA-699AF
04491-97201-000	PA-615AF
04491-97212-000	PA-615AF
04491-97213-000	PA-608AF

DAIHATSU	JAPANPARTS
04491-97214-000	PA-609AF
04491.87226.000	PA-603AF
04491.87511.000	PA-605AF
04491.87619.000	PA-607AF
04491.87621.000	PA-698AF
04491.87701.000	PA-600AF
04491.87721.000	PA-606AF
04491.97403.000	PA-615AF
0449187210000	PA-603AF
0449187215000	PA-603AF
0449187219000	PA-603AF
04492-87101	PP-601AF
04492-87102	PP-601AF
04492-87701	PP-600AF
04492-87702	PP-600AF
04492-87707-000	PP-303AF
04492-87708-000	PP-303AF
04492.87703.000	PP-600AF
04494-87601	GF-600AF
04494-87602	GF-600AF
04494-87604	GF-600AF
04495-87202	GF-813AF
04495-87212	GF-813AF
04495-87215	GF-619AF
04495-87502	GF-604AF
04495-87504	GF-604AF
04495-87508-000	GF-620AF
04495-87601	GF-607AF
04495-87602	GF-607AF
04495-87605	GF-607AF
04495-87606	GF-607AF
04495-87702	GF-603AF
04495-87704	GF-611AF
04495-87706	GF-611AF
04495-87707	GF-811AF
04495-87709	GF-603AF
04495-87714-000	GF-620AF
04495-87Z01	GF-699AF
04495-97203-000	GF-618AF
04495-97204-000	GF-618AF
04495-97206-000	GF-617AF
04495-97208-000	GF-617AF
04495-97213-000	GF-617AF

04495-B1030-000	GF-610AF
04495-B1170	GF-610AF
04495-B2170	GF-615AF
04495-B2220	GF-616AF
04495-B4050	GF-297AF
04495B2180	GF-616AF
42403-87703-000	TA-603
42403-87705	DP-600
42403-87709	DP-604
42403-87709-000	DP-604
42403-97205-000	TA-600
42403.87705.000	DP-600
42431-87000	DP-603
42431-87102	DP-602
42431-87402-000	TA-601
42431-87705	DP-602
42431-87717	DP-603
4243187602	TA-602
4243187602000	TA-602
43512-87210	DI-611
43512-87215-000	DI-619
43512-87220-000	DI-615
43512-87402	DI-610
43512-87506	DI-608
43512-87509	DI-609
43512-87511	DI-612
43512-87515	DI-605
43512-87519	DI-697
43512-87601	DI-601
43512-87603	DI-601
43512-87604	DI-607
43512-87605	DI-607
43512-87607	DI-601
43512-87608	DI-607
43512-87702	DI-600
43512-87703	DI-602
43512-87704	DI-602
43512-87709	DI-604
43512-87710	DI-603
43512-87717	DI-604
43512-87722	DI-604
43512-87723	DI-603
43512-87725-000	DI-603
43512-87Z02	DI-696

43512-97202-000	DI-614
43512-97207-000	DI-613
43512-97402	DI-618
43512-B1030	DI-617
43512-B1050	DI-614
43512-B4010	DI-620
43512.87402.000	DI-610
43512.87519.000	DI-697
43512.87709.000	DI-604
43512.97402.000	DI-618
43513-87604	DI-601
47410-87201	GF-602AF
47410-87204	GF-602AF
47410-87502	GF-602AF
47410-87504	GF-602AF
47410-87505	GF-604AF
47410-87508	GF-604AF
47420-87201	GF-604AF
47420-87205	GF-606AF
47420-87502	GF-604AF
47420-87504	GF-604AF
47420-87505	GF-606AF
47420-87507	GF-606AF
4742087501	GF-618AF
47440-87501	GF-604AF
47440-87502	GF-604AF
47440-87504	GF-604AF
47505-87210	CS-600
47505-87211	CS-602
47506-87210	CD-600
47506-87504	CD-604
47506-87702	CD-600
47550-12060	CS-208
47550-12060-000	CS-208
47550-19135	CS-208
47550-87222	CS-611
47550-87222-000	CS-611
47550-87230	CS-611
47550-87507	CS-607
47550-87507-000	CS-607
47550-87508	CS-608
47550-87605	CS-612
47550-87608	CS-614
47550-87609	CS-612

DAIHATSU	JAPANPARTS
47550-87611	CS-616
47550-87681	CS-603
47550-87681	CD-612
47550-87682	CS-612
47550-87683	CS-612
47550-87684	CS-614
47550-87702	CS-606
47550-87703	CS-606
47550-87705	CS-609
47550-87706	CS-613
47550-87707	CS-615
47550-87201	CS-699
47550-97201-000	CS-601
47550-97203-000	CS-618
47550-97204-000	CS-601
47550-B4010	CS-209
47550B1010	CS-630
47550B2020	CS-632
47560-87507	CD-607
47560-87507-000	CD-607
47560-87508	CD-608
47570-87606	CD-616
47570-87608	CD-614
47570-87609	CD-616
47570-87702	CS-606
47570-87704	CD-609
47570-87705	CD-609
47570-87706	CD-615
47570-87706-000	CD-615
47570B1010	CS-631
52200-60840	GF-811AF
52210-70C00	GF-811AF
52210-70C10	GF-811AF
53200-60841	GF-811AF
55 72 01 310	DI-699
55702 01310	DI-699
NAY0-26-432	PP-601AF
NAY1-26-43Z	PP-303AF
NAY0-26-43Z	PP-601AF
DODGE	JAPANPARTS
04721996AA	DP-906
5105515AA	DP-002
5191271AA	PP-508AF

52109938AB	DI-012
52129250AA	DP-008
68003589AA	GF-910AF
68029887AA	PP-905AF
DR	JAPANPARTS
3370100005	PA-022AF
3370100007	DI-027
720050026	DI-020
720050027	PA-813AF
720060022	TA-001
720060023	GF-007AF
T11-3501075	DI-019
T11-3501080	PA-020AF
T11-3502075	DP-221
T11-BJ3501080	PP-256AF
FIAT	JAPANPARTS
71742853	PA-801AF
FORD	JAPANPARTS
1-YL84-2L362 AD	GF-309AF
GASOLONE	JAPANPARTS
2K000010900	PA-016AF
80500001030	DI-018
R1410920100	PA-019AF
RI412751800	GF-001AF
GONOW	JAPANPARTS
720050003	DI-599
720050005	PA-585AF
720060003	PP-H03AF
720060004	DP-H05
GREAT WALL	JAPANPARTS
3501102	DI-004
3501175	PA-006AF
3501175-K00-J	PA-006AF
3502126	DP-003
3502277 (INTERNA)	PP-999AF
3502278 (ESTERNA)	PP-999AF
HONDA	JAPANPARTS
04421-S74-E00	GF-410AF
04431S1AE60	GF-407AF
04630-S2A-000	PP-405AF
06022-SP8-000	PP-404AF
06430-S0A-J00	PP-405AF
06430-S5A-J00	PP-405AF
06450S34000	PA-411AF

12510-S5T-E00	DP-446
42015-SP8-000	GF-410AF
42152-5H0-A01	GF-412AF
42152-601-004	GF-400AF
42152-622-670	GF-400AF
42152-671-002	GF-400AF
42152-671-N51	GF-400AF
42152-679-002	GF-400AF
42152-679-012	GF-400AF
42152-692-002	GF-402AF
42152-692-601	GF-406AF
42152-SA0-002	GF-402AF
42152-SA0-012	GF-402AF
42152-SA0-022	GF-402AF
42152-SA0-671	GF-402AF
42152-SA0-671	GF-404AF
42152-SA0-672	GF-402AF
42152-SA0-901	GF-402AF
42152-SA0-901	GF-404AF
42152-SA0-N51	GF-402AF
42152-SA0-N51	GF-402AF
42152-S	
42152-SA2-002	GF-406AF
42152-SA2-012	GF-406AF
42152-SA2-N51	GF-406AF
42152-SA5-002	GF-499AF
42152-SA5-671	GF-499AF
42152-SA5-672	GF-499AF
42152-SA6-002	GF-499AF
42152-SA6-671	GF-499AF
42152-SA6-672	GF-499AF
42152-SB2-002	GF-403AF
42152-SB2-601	GF-403AF
42152-SB2-602	GF-403AF
42152-SB6-002	GF-409AF
42152-SB6-671	GF-409AF
42152-SD9-671	GF-409AF
42152-SD9-672	GF-409AF
42152-SD9-N51	GF-409AF
42152-SE0-002	GF-499AF
42152-SE0-002	GF-410AF
42152-SE0-002	GF-494AF
42152-SE0-012	GF-410AF
42152-SE0-012	GF-499AF

HONDA	JAPANPARTS
42152-SE0-N51	GF-410AF
42152-SE0-S01	GF-499AF
42152-SE0-S01	GF-410AF
42152-SH2-A01	GF-403AF
42152-SH2-A02	GF-403AF
42152-SH2-G02	GF-403AF
42152-SH5-A01	GF-409AF
42152-SH5-G01	GF-409AF
42152-SHS-G01	GF-409AF
42152-SM4-A01	GF-411AF
42152-SR2-002	GF-412AF
42152-SR2-A01	GF-412AF
42154-692-601	GF-406AF
42154-692-N51	GF-406AF
42154-SA0-002	GF-402AF
42154-SA0-012	GF-402AF
42154-SA0-901	GF-404AF
42154-SA0-N51	GF-402AF
42154-SA2-002	GF-406AF
42154-SM4-A01	GF-411AF
42155-SM4-A01	GF-411AF
4250-SA5-950	DP-400
42510-S1A-E00	DP-414
42510-S1A-E20	DP-494
42510-S2A-000	DP-497
42510-S30900	DP-413
42510-S5T-E00	DP-446
42510-S6D-E00	DP-495
42510-S7A-J50	DP-496
42510-S9A-N00	DP-441
42510-SA5-950	DP-400
42510-SB0-950	DP-401
42510-SB0-951	DP-401
42510-SCA-E50	DP-444
42510-SD2-A00	DP-498
42510-SD4-000	DP-404
42510-SD4-930	DP-406
42510-SE0-000	DP-402
42510-SE0-010	DP-402
42510-SEA-E00	DP-443
42510-SG9-000	DP-405
42510-SG9-010	DP-405
42510-SH3-G00	DP-402

42510-SH3-G01	DP-402
42510-SK3-E00	DP-402
42510-SM4-950	DP-407
42510-SNA-A00	DP-412
42510-SP0-000	DP-411
42510-SR3-000	DP-409
42510-SR3-A10	DP-409
42510-SR3-A11	DP-409
42510-SR3-G00	DP-409
42510-SR3-J00	DP-409
42510-SS0-000	DP-410
42510-ST7-R00	DP-419
42510-SWW-G01	DP-444
42510-SZ3-000	DP-420
42510-SZ3-J00	DP-442
42510-TA0-A00	DP-415
42510-TF0-000	DP-417
42510-TG5-H00	DP-417
42510-TL0-G50	DP-416
42510-TL0-G51	DP-416
42510-TM8-G00	DP-418
42610-S3Y-000	TA-404
42610-S6A-G00	TA-415
42610-S70-000	TA-400
42610-SK3-E10	TA-402
42610SE0000	TA-403
42610SE0010	TA-403
42610SR1000	TA-403
42610SR3000	TA-403
43015-SP8-000	GF-410AF
43022-S15-000	PP-405AF
43022-S1A-E03	PP-407AF
43022-S2A-00	PP-405AF
43022-S2A-000	PP-405AF
43022-S3N-000	PP-405AF
43022-S5A-J00	PP-405AF
43022-S6D-000	PP-405AF
43022-S9A-E00	PP-445AF
43022-SA5-950	PP-401AF
43022-SD2-930	PP-402AF
43022-SE0-00	PP-404AF
43022-SE0-000	PP-402AF
43022-SE0-000	PP-404AF
43022-SE0-930	PP-402AF

43022-SE0-931	PP-402AF
43022-SE0-932	PA-424AF
43022-SE0-S00	PP-402AF
43022-SF1-000	PP-402AF
43022-SF1-G01	PP-404AF
43022-SF1-S00	PP-404AF
43022-SF1-S01	PP-404AF
43022-SFD1-G01	PP-404AF
43022-SG0-000	PP-405AF
43022-SG0-010	PP-405AF
43022-SG0-020	PP-405AF
43022-SG0-505	PP-405AF
43022-SG0-G00	PP-405AF
43022-SG0-G01	PP-405AF
43022-SG9-V00	PP-406AF
43022-SH3-G00	PP-404AF
43022-SL5-000	PP-405AF
43022-SL5-505	PP-405AF
43022-SL5-515	PP-405AF
43022-SL5-525	PP-405AF
43022-SM4-505	PP-405AF
43022-SM4-515	PP-405AF
43022-SM4-525	PP-405AF
43022-SM4-950	PP-405AF
43022-SM4-G00	PP-405AF
43022-SM5-A00	PP-405AF
43022-SMG-E01	PP-403AF
43022-SN7-000	PP-405AF
43022-SP0-E01	PP-405AF
43022-SP0-E01	PP-404AF
43022-SR3-G00	PP-404AF
43022-SV4-000	PP-405AF
43022-SV4-010	PP-405AF
43022-SV4-020	PP-405AF
43022-SV4-030	PP-405AF
43022-SV4-A00	PP-405AF
43022-SV4-A01	PP-405AF
43022-SV4-A02	PP-405AF
43022-SV4-A20	PP-405AF
43022-SV4-A21	PP-405AF
43022-SV4-A22	PP-405AF
43022-SV4-G00	PP-405AF
43022-SV4-G01	PP-405AF
43022-SV4-G02	PP-405AF

HONDA	JAPANPARTS
43022-SV4-G20	PP-405AF
43022-SV4-G21	PP-405AF
43022-SV4-G22	PP-405AF
43022-SWW-G01	PP-400AF
43022-SY8-A00	PP-405AF
43022-SY8-A01	PP-405AF
43022-SY8-E50	PP-405AF
43022-TA0-A80	PP-410AF
43022-TF0-G01	PP-404AF
43022-TL0-G51	PP-445AF
43022-TL1-G01	PP-410AF
43022-TM8-G01	PP-405AF
43022SLOE50	PP-499AF
43022SPRE01	PP-499AF
43031-SP8-000	CS-410
43053-S47-E50	GF-408AF
43053-S9AE52	GF-405AF
43152-601-004	GF-400AF
43153-623-670	GF-400AF
43153-692-003	GF-402AF
43153-SAA-004	GF-493AF
43153-SM4-A01	GF-411AF
43154-S10-A01	GF-411AF
43154-SAA-004	GF-493AF
43154-SAA-004	GF-412AF
43155-S10-A01	GF-411AF
43155-SAA-004	GF-412AF
43155-SAA-004	GF-493AF
43300-634-670	CS-400
43300-671-601	CS-404
43300-671-632	CS-407
43300-671-633	CS-407
43300-692-003	CS-406
43300-692-003	CS-451
43300-692-013	CS-450
43300-S10-003	CS-461
43300-SA3-681	CS-454
43300-SA5-003	CS-455
43300-SA6-003	CS-403
43300-SAA-G01	CS-435
43300-SB2-003	CD-400
43300-SE0-013	CS-452
43300-SE0-013	CS-452

43300-SH3-J01	CD-401
43300-SH5-003	CS-455
43300-SM4-A01	CS-403
43300-SM4-A01	CD-403
43300-SM5-A01	CS-499
43300-SR3-003	CD-403
43301-692-003	CS-451
43301-S10-003	CS-460
43301-S6A-003	CS-436
43301-SA3-681	CS-453
43301-SB2-003	CS-403
43301-SH3-J01	CS-456
43301-SM4-A01	CS-457
43301-SM5-A01	CS-460
43301-SR3-003	CS-459
43513-S10-A01	GF-411AF
4431S1AE50	GF-407AF
45021-693-601	PA-412AF
45022-634-003	PA-400AF
45022-634-004	PA-400AF
45022-634-024	PA-400AF
45022-634-033	PA-400AF
45022-634-650	PA-400AF
45022-634-651	PA-400AF
45022-634-670	PA-402AF
45022-634-671	PA-402AF
45022-634-920	PA-402AF
45022-634-921	PA-402AF
45022-659-000	PA-400AF
45022-659-010	PA-400AF
45022-659-020	PA-400AF
45022-659-023	PA-400AF
45022-671-672	PA-406AF
45022-692-670	PA-412AF
45022-692-671	PA-412AF
45022-692-672	PA-412AF
45022-692-N52	PA-412AF
45022-693-600	PA-412AF
45022-693-601	PA-412AF
45022-693-N50	PA-416AF
45022-S10-A00	PA-432AF
45022-S10-G00	PA-432AF
45022-S1A-E20	PA-432AF
45022-S2A-E50	PA-490AF

45022-S30-A00	PA-432AF
45022-S30-G10	PA-493AF
45022-S6D-E51	PA-427AF
45022-S6F-E50	PA-489AF
45022-S7A-E00	PA-491AF
45022-S9AA01	PA-401AF
45022-SA0-020	PA-417AF
45022-SA0-670	PA-404AF
45022-SA0-680	PA-413AF
45022-SA3-670	PA-406AF
45022-SA3-671	PA-406AF
45022-SA3-672	PA-406AF
45022-SA4-A11	PA-426AF
45022-SA4-A12	PA-426AF
45022-SA5-010	PA-414AF
45022-SA6-600	PA-339AF
45022-SA7-000	PA-417AF
45022-SA7-010	PA-417AF
45022-SA7-020	PA-417AF
45022-SA7-952	PA-414AF
45022-SAA-G00	PA-425AF
45022-SB0-670	PA-414AF
45022-SB0-671	PA-414AF
45022-SB0-672	PA-414AF
45022-SB2-780	PA-424AF
45022-SB6-600	PA-416AF
45022-SD2-A10	PA-424AF
45022-SD2-A11	PA-424AF
45022-SD2-A12	PA-424AF
45022-SD4-000	PA-421AF
45022-SD4-010	PA-426AF
45022-SD4-020	PA-426AF
45022-SD4-A10	PA-424AF
45022-SD4-A10	PA-426AF
45022-SD4-A11	PA-426AF
45022-SDA-A10	PA-426AF
45022-SE0-315	PA-424AF
45022-SE0-316	PA-424AF
45022-SE0-911	PA-424AF
45022-SE0-912	PA-424AF
45022-SE0-931	PA-424AF
45022-SE0-932	PA-424AF
45022-SE0-A00	PA-424AF
45022-SE0-A01	PA-424AF

HONDA	JAPANPARTS
45022-SEA-E01	PA-452AF
45022-SEA-J11	PA-491AF
45022-SF0-600	PA-421AF
45022-SF1-000	PA-423AF
45022-SF1-010	PA-423AF
45022-SF1-020	PA-423AF
45022-SF1-930	PA-423AF
45022-SF1-931	PA-423AF
45022-SF1-932	PA-423AF
45022-SG0-010	PA-426AF
45022-SG0-020	PA-426AF
45022-SG0-G10	PA-426AF
45022-SG0-G11	PA-426AF
45022-SG9-V00	PA-428AF
45022-SH3-000	PA-414AF
45022-SH3-010	PA-414AF
45022-SH3-930	PA-423AF
45022-SH3-931	PA-423AF
45022-SH3-932	PA-423AF
45022-SH3-G00	PA-414AF
45022-SH3-G01	PA-414AF
45022-SH3-G02	PA-414AF
45022-SH3-G03	PA-414AF
45022-SH3-G10	PA-442AF
45022-SH3-G11	PA-442AF
45022-SH3-G31	PA-423AF
45022-SH3-G32	PA-423AF
45022-SH3-G50	PA-414AF
45022-SL0-G00	PA-432AF
45022-SL0-G00	PA-432AF
45022-SM4-A00	PA-493AF
45022-SM4-G01	PA-429AF
45022-SM5-A00	PA-432AF
45022-SMG-E01	PA-403AF
45022-SN7-000	PA-493AF
45022-SN7-G00	PA-493AF
45022-SN7-G50	PA-432AF
45022-SNA-A52	PA-493AF
45022-SR3-910	PA-414AF
45022-SR3-G00	PA-425AF
45022-SR3-G00	PA-425AF
45022-SR3-V10	PA-435AF
45022-SS0-G00	PA-432AF

45022-ST3-E00	PA-427AF
45022-SWW-G01	PA-405AF
45022-TF0-G02	PA-410AF
45022-TL0-G50	PA-409AF
45022-TL0-G51	PA-409AF
45022-TL1-G01	PA-407AF
45022-TM8-G00	PA-410AF
45022659-N50	PA-400AF
45251-634-920	DI-400
45251-634-921	DI-400
45251-635-920	DI-400
45251-671-020	DP-408
45251-671-620	DP-408
45251-671-670	DP-408
45251-671-671	DP-408
45251-672-000	DI-406
45251-692-000	DI-406
45251-692-003	DI-406
45251-693-000	DI-406
45251-S1A-E20	DI-490
45251-S1A-G00	DI-404
45251-S2A-000	DI-495
45251-S2H-N00	DI-496
45251-S30-000	DI-434
45251-S50-G00	DI-491
45251-S50-G00	DI-493
45251-S6F-E10	DI-492
45251-S6M-A10	DI-433
45251-S7A-E10	DI-407
45251-S7A-N10	DI-494
45251-S9A-E50	DI-431
45251-SA0-000	DI-402
45251-SA0-010	DI-402
45251-SA0-640	DI-402
45251-SA0-660	DI-406
45251-SA0-660	DI-410
45251-SA5-000	DI-406
45251-SA5-000	DI-410
45251-SA5-010	DI-406
45251-SA5-010	DI-410
45251-SA5-670	DI-409
45251-SA5-671	DI-409
45251-SA5-740	DI-409
45251-SA6-670	DI-416

45251-SA7-000	DI-415
45251-SA7-600	DI-415
45251-SAA-G00	DI-491
45251-SAA-G10	DI-491
45251-SAA-G11	DI-491
45251-SAA-G50	DI-425
45251-SB0-000	DI-414
45251-SB0-951	DI-414
45251-SB2-000	DI-411
45251-SB2-010	DI-411
45251-SB2-020	DI-411
45251-SB2-030	DI-411
45251-SB2-720	DI-411
45251-SB2-730	DI-411
45251-SB2-731	DI-411
45251-SB2-732	DI-411
45251-SB2-750	DI-413
45251-SB2-751	DI-413
45251-SB2-752	DI-413
45251-SB2-780	DI-419
45251-SB2-781	DI-419
45251-SB2-782	DI-419
45251-SB2-920	DI-413
45251-SB2-930	DI-413
45251-SB2-931	DI-413
45251-SB2-932	DI-413
45251-SB2-980	DI-419
45251-SCA-E50	DI-431
45251-SCC-900	DI-426
45251-SD4-000	DI-418
45251-SDC-A00	DI-428
45251-SEA-E00	DI-420
45251-SEA-E30	DI-403
45251-SEL-T00	DI-491
45251-SF0-000	DI-418
45251-SG0-000	DI-421
45251-SG0-J00	DI-421
45251-SG9-000	DI-422
45251-SH1-A00	DI-499
45251-SH3-A00	DI-499
45251-SJH-E10	DI-432
45251-SK7-A00	DI-426
45251-SM4-000	DI-423
45251-SM4-010	DI-423

HONDA	JAPANPARTS
45251-SM4-020	DI-423
45251-SM4-G00	DI-424
45251-SM4-G01	DI-424
45251-SM4-G02	DI-424
45251-SM5-A00	DI-401
45251-SN7-E40	DI-423
45251-SP0-000	DI-496
45251-SP0-E00	DI-429
45251-SR3-A00	DI-499
45251-SS0-000	DI-430
45251-SS0-A00	DI-427
45251-ST3E10	DI-426
45251-SWW-G01	DI-405
45251-SZ3-000	DI-496
45251-SZ3-E00	DI-496
45251-TA0-A00	DI-428
45251-TG5-H00	DI-426
45251-TL0-G50	DI-417
45251-TL1-G00	DI-412
5-86000-975-0	PP-405AF
5-86011-847-0	PP-405AF
5-86012-604-0	PP-405AF
5-86014-313-0	PP-405AF
5-86014-813-0	PP-405AF
5-86015-195-0	PP-405AF
55210-82020	PA-404AF
AY060-HN003	PP-405AF
AY060-HN006	PP-405AF
GBD-90830	DI-498
HUMMER	JAPANPARTS
15111376	DP-004
15202106	DI-007
15240794	PA-008AF
15240812	PP-003AF
15712801	DP-005
18041762	PP-004AF
18060215	DI-008
88964201	PA-009AF
HYUNDAI	JAPANPARTS
1-473-814	DI-062
1-549-699	DI-062
1-549-700	DI-062
43512-26120	DI-2013

44060-90E90	PP-123AF
5022346	DI-062
5022829	DI-062
51712-02100	DI-587
51712-02551	DI-H07
51712-0X500	DI-K10
51712-0X700	DI-K20
51712-1C000	DI-H10
51712-1C050	DI-H11
51712-1C100	DI-H10
51712-1H000	DI-H12
51712-1H100	DI-H12
51712-21350	DI-057
51712-21800	DI-057
51712-21B00	DI-057
51712-24100	DI-057
51712-25060	DI-H16
51712-25061	DI-H16
51712-26000	DI-H09
51712-26100	DI-H21
51712-28000	DI-056
51712-28300	DI-586
51712-28350	DI-586
51712-2B700	DI-H19
51712-2C000	DI-H12
51712-2D300	DI-H08
51712-2D310	DI-H08
51712-2L500	DI-H15
51712-2T100	DI-H17
51712-2V000	DI-H25
51712-33001	DI-060
51712-38100	DI-H18
51712-3B000	DI-H09
51712-3D100	DI-K15
51712-3D300	DI-K15
51712-3K150	DI-H23
51712-3K160	DI-H23
51712-4H500	DI-H24
51712-H1000	DI-H13
51712-H1030	DI-H22
52710-02000	TA-H15
52710-02100	TA-H15
52710-H1000	DP-H05
52751-29000	TA-H04

52761-44000	TA-H02
58101-02A00	PA-583AF
58101-02A10	PA-H08AF
58101-05A10	PA-583AF
58101-0WA00	PA-H14AF
58101-0XA01	PA-K10AF
58101-0XA10	PA-K10AF
58101-1CA10	PA-339AF
58101-1JA10	PA-K12AF
58101-1KA00	PA-H17AF
58101-22A00	PA-339AF
58101-22A10	PA-339AF
58101-24B00	PA-339AF
58101-24C00	PA-339AF
58101-25A10	PA-339AF
58101-26A00	PA-H05AF
58101-26A30	PA-H05AF
58101-28A00	PA-590AF
58101-28A10	PA-339AF
58101-29A00	PA-590AF
58101-29A10	PA-590AF
58101-29A30	PA-590AF
58101-29A50	PA-590AF
58101-2BA10	PA-H14AF
58101-2CA20	PA-H10AF
58101-2DA20	PA-590AF
58101-2DA40	PA-H13AF
58101-2DA50	PA-H15AF
58101-2DA60	PA-H13AF
58101-2EA10	PA-H10AF
58101-2EA11	PA-H10AF
58101-2SA70	PA-K20AF
58101-33A00	PA-590AF
58101-34A10	PA-590AF
58101-35A10	PA-590AF
58101-38A40	PA-590AF
58101-38A80	PA-590AF
58101-39A20	PA-H05AF
58101-3AA20	PA-H05AF
58101-3KA20	PA-H10AF
58101-3ZA10	PA-K20AF
58101-43A00	PA-595AF
58101-4AA00	PA-H02AF
58101-4AA10	PA-H02AF

HYUNDAI	JAPANPARTS
58101-4AA61	PA-H02AF
58101-4HA50	PA-K19AF
58101-H1A00	PA-H06AF
58101-H1A10	PA-H06AF
58101-H1A80	PA-S01AF
58101-M1A00	PA-H01AF
58101-M2A00	PA-590AF
58101-M2A01	PA-530AF
581011JA60	PA-H12AF
581012VA50	PA-H18AF
581014AA26	PA-H05AF
58101M2A02	PA-K14AF
58103-31000	PA-378AF
58129-44010	DI-591
58129-44100	DI-591
58129-4A000	DI-H03
58129-4A200	DI-H14
58201-33A00	PP-399AF
58201-33A02	PP-399AF
58205-21A00	GF-526AF
58215-11100	GF-512AF
58225-11040	GF-512AF
58302-0XA00	PP-K04AF
58302-1CA00	PP-H04AF
58302-1JA30	PP-K09AF
58302-1KA30	PP-K09AF
58302-26A00	PP-H04AF
58302-28A01	PP-595AF
58302-29A00	PP-595AF
58302-29A10	PP-595AF
58302-2BA00	PP-H08AF
58302-2BA20	PP-H08AF
58302-2DA10	PP-595AF
58302-2EA30	PP-H04AF
58302-2MA90	PP-K11AF
58302-2SA30	PP-K09AF
58302-2SA70	PP-K09AF
58302-2YA30	PP-K09AF
58302-33A00	GF-585AF
58302-34A00	PP-598AF
58302-38A10	PP-H04AF
58302-3AA20	PP-H04AF
58302-3KA30	PP-H04AF

58302-3KA60	PP-H04AF
58302-3NA00	PP-K11AF
58302-3ZA10	PP-H01AF
58302-4HA50	PP-K07AF
58302-H1A00	PP-H03AF
58302-H1A10	PP-H03AF
58302-M2A	PP-H02AF
58302-M2A01	PP-H02AF
58302-M2A10	PP-H02AF
583022EA31	PP-H04AF
583022VA50	PP-H09AF
58305-05A00	GF-584AF
58305-17A00	GF-592AF
58305-1CA00	GF-H05AF
58305-1CA10	GF-H06AF
58305-21A00	GF-526AF
58305-22A00	GF-595AF
58305-22A01	GF-595AF
58305-23A00	GF-596AF
58305-24A30	GF-H13AF
58305-25A00	GF-H13AF
58305-26A00	GF-H08AF
58305-29A00	GF-516AF
58305-34A10	GF-585AF
58305-38A00	GF-K08AF
58305-44A10	GF-H01AF
58305-44A40	GF-H01AF
58305-47A00	GF-H11AF
58305-4AA00	GF-H02AF
58305-4BA00	GF-H15AF
58305-M2A10	GF-H03AF
58320-44010	CS-576
58320-44210	CS-576
58320-47000	CS-H18
58320-4A000	CS-H07
58320-4A020	CS-H07
58320-4B001	CS-H15
58329-4A000	TA-H03
58329-4AA00	TA-H03
58330-02000	CS-H01
58330-1G000	CS-K08
58330-22000	CS-589
58330-23300	CS-573
58330-24002	CS-575

58330-24003	CS-572
58330-25000	CS-H13
58330-28000	CS-598
58330-28001	CS-589
58330-2D000	CS-H11
58330-3A000	CS-H21
58350-1CA00	GF-H12AF
58350-1HA00	GF-K21AF
58350-38A30	GF-H12AF
58350-3AA00	GF-H07AF
58350-3CA10	GF-H12AF
58350-H1A40	GF-H10AF
58380-02000	CS-H02
58380-22000	CS-590
58380-24002	CS-574
58380-24003	CS-573
58380-25000	CS-H14
58380-28001	CS-590
58380-28001	CS-599
58380-2D000	CS-H14
58380-33000	CS-571
58380-3A000	CS-H22
58411 1C800	DP-H01
58411-02501	TA-H12
58411-0X500	DP-K02
58411-17100	TA-H11
58411-17200	TA-H11
58411-1C000	TA-H08
58411-1C300	TA-H09
58411-1K300	DP-K14
58411-22000	TA-H01
58411-22010	TA-H01
58411-25010	TA-H13
58411-29000	TA-H04
58411-29100	TA-H04
58411-29300	DP-596
58411-29350	DP-596
58411-2B000	DP-H06
58411-2C000	DP-H04
58411-33300	DP-509
58411-38000	TA-H14
58411-38310	DP-K03
58411-3A000	TA-H05
58411-3A300	DP-H03

HYUNDAI	JAPANPARTS
58411-3K100	DP-H07
58411-3N020	DP-H08
58411-3X300	DP-H12
58411-3Z100	DP-H09
58411-3Z700	DP-H10
58411-4H300	DP-H11
58411-M2050	DP-H02
5841122100	TA-H16
5841125010	TA-H16
5841125201	TA-H16
58420-44010	CS-577
58420-44210	CS-577
58420-47000	CS-H17
58420-4A000	CS-H08
58420-4A020	CS-H08
58420-4B001	CS-H16
58429-4AA00	TA-H03
HB402121	CS-H08
HB403101	DI-H20
HQ232405	DI-H02
HR232029	CS-H05
HR232030	CS-H06
HR236352	TA-H07
SB000027	PA-H01P
SB000027	PA-H01AF
SB000102	GF-H02AF
ZB403101	DI-H02
ZB436351	TA-H00

ISUZU	JAPANPARTS
1605590	GF-999AF
1605592	GF-996AF
1605686	GF-999AF
4202047	GF-991AF
4202048	GF-991AF
4202292	GF-991AF
4212220	GF-901AF
4212229	GF-991AF
4212252	GF-991AF
4212687	GF-901AF
4215121	GF-991AF
4217282	GF-904AF
4220812	GF-904AF
4301328	GF-991AF

4310069	PA-901AF
4310408	PA-902AF
4310431	PA-904AF
4310815	DP-900
4311247	DI-903
4311252	DI-909
4312803	PA-900AF
4312974	DI-900
4313128	PA-900AF
4313222	DI-900
4313222	PA-900AF
4313607	DI-903
4314083	PA-905AF
431438	DI-904
4314838	DI-904
4316845	PP-900AF
4317089	PP-900AF
4317604	PP-900AF
4317965	PA-900AF
4320831	PA-902AF
4320842	PA-901AF
4320858	PA-902AF
4351183E00	TA-817
4423601	CS-996
45251-SB2-940	DI-413
5-87831801-0	GF-902AF
550142	CS-901
569801	DI-909
5871000770	GF-991AF
7251-77331	CS-907
8-94026-0	GF-991AF
8-9404-258-0	GF-901AF
8-94103-460-2	DI-999
8-94104-258-1	GF-901AF
8-94113-628-0	DI-903
8-94113-628-1	DI-903
8-94113-629-1	DI-903
8-94123-041-1	PA-900AF
8-94124-862	GF-904AF
8-94124-862-1	GF-904AF
8-94124-864	GF-904AF
8-94124-964-1	GF-904AF
8-94130-145-0	PA-902AF
8-94130-153-0	PA-900AF

8-94133-703-2	CS-998
8-94136-642-0	PA-901AF
8-94137-937-0	PA-902AF
8-94172-376-0	DI-909
8-94172-376-1	DI-909
8-94173-244-0	DP-900
8-94173-344-0	DI-909
8-94173-345-0	DI-909
8-94176-504-0	DI-903
8-94220-529-0	GF-901AF
8-94223-199-0	DI-900
8-94224-172-0	DI-900
8-94224-172-1	DI-900
8-94226-829-1	TA-902
8-94230-525-0	PA-900AF
8-94230-541-0	CS-901
8-94230-541-1	CS-901
8-94230-845-0	DI-900
8-94230-845-1	DI-900
8-94232-375-0	DI-906
8-94233-500-6	CS-997
8-94240	GF-991AF
8-94242-571-0	DI-903
8-94248-258-0	GF-901AF
8-94248-529-0	GF-901AF
8-94256-308-5	CD-997
8-94314-192-0	PA-905AF
8-94337-743-0	PA-902AF
8-94361-927-0	DI-909
8-94361-927-1	DI-909
8-94362-154-0	PP-900AF
8-94372-435-0	DI-909
8-94375-425-1	DP-997
8-94375-533-4	DI-997
8-94417-547-1	DI-999
8-94417-547-2	DI-999
8-94417-547-3	DI-999
8-94448-775-0	DI-904
8-94461-155-0	PA-904AF
8-94467-328-0	PA-901AF
8-94479-706	GF-991AF
8-94479-706-0	GF-991AF
8-94479-707	GF-991AF
8-94479-707-0	GF-991AF

ISUZU	JAPANPARTS
8-94479-708	GF-991AF
8-94479-708-0	GF-991AF
8-94479-709-0	GF-991AF
8-94479-710-0	GF-991AF
8-94479-711-0	GF-991AF
8-94483-223-0	PP-900AF
8-97034-034-3	DI-997
8-97034036-1	DI-997
8-97039-669-0	PP-999AF
8-97168-6311	DI-912
8-97180-525-0	PA-999AF
8-97329266-0	PA-909AF
8-97329333-0	PA-908AF
8-97349689-0	CS-904
8-97349690-0	CS-902
8-97349692-0	CS-903
8-97360-505-0	TA-900
8-97368254-0	GF-900AF
8-97371-8760	DI-912
8-98006259-0	DI-921
8-98018036-0	GF-900AF
8-980303850	TA-903
8-98051117-0	PA-908AF
8-98079104-0	PA-914AF
8944426860	PA-998AF
8970947100	PA-907AF
8971686340	PA-916AF
8973088680	DI-920
8973193000	CS-906
8973606780	DI-921
8973682520	PA-908AF
8973682530	GF-912AF
90086193	DI-911
94123041	PA-900AF
94130145	PA-902AF
94130153	PA-900AF
94136642	PA-901AF
94137937	PA-902AF
94154012	PP-996AF
9422-6829	TA-902
94230525	PA-900AF
94242571	DI-903
94337743	PA-902AF

94362154	PP-900AF
94461155	PA-904AF
94467328	PA-901AF
94479706	GF-991AF
94479707	GF-991AF
94479708	GF-991AF
94479709	GF-991AF
94479710	GF-991AF
94483223	PP-900AF
JEEP	JAPANPARTS
0 623 5662	CS-896
04743999AA	DP-904
05011988AB	GF-907AF
05066147AA	GF-099AF
05066158AA	CS-005
05083882AC	PP-904AF
05086930AA	GF-908AF
05086930AB	GF-908AF
05093260AA	PA-090AF
05105514AA	DI-003
05191217AA	PA-004AF
05191271AA	PP-508AF
1-04313056	CS-001
1-05080868AC	PA-018AF
1-05080871AB	PP-001AF
1-05105515AA	DP-002
1-05191217AA	PA-004AF
1-052089269AB	DI-061
1-052089275AB	DP-001
1-5105514AA	DI-003
1605590	GF-999AF
4313056	CS-097
4423601	CS-096
4423606	GF-056AF
4509340	DI-096
4638634	PA-059AF
4713365	GF-099AF
4713365	GF-022AF
4762101	PP-998AF
5010936AA	PP-994AF
5011970AB	PP-992AF
5015965AA	DI-097
5019805AA	PP-993AF
5071948AA	PP-993AF

5083882AE	PP-904AF
5093390AA	GF-906AF
5191215AA	GF-909AF
52008184	DP-995
52060137AB	DI-913
52060147AA	DP-902
52098666	DP-992
52098672	DI-094
52128411AB	DP-905
6753005	CS-999
68003607AB	GF-910AF
68003701AA	PA-910AF
68003776AA	PP-901AF
68035022AB	DP-907
68035576AA	PA-912AF
68052386AA	PP-906AF
8303-251-156	DI-059
8952005000	DI-059
9883-251-156	DI-059
EIS NX 462	GF-023AF
J8131787	PA-054AF
KIA	JAPANPARTS
0K011-26-251B	TA-K08
0K011-26-38Z	GF-342AF
0K011-26-610	CS-K05
0K011-33-23Z	PA-392AF
0K01A-33-251C	DI-K09
0K01A-33-251D	DI-K09
0K01A-33-25XB	DI-397
0K040-26-251	TA-K02
0K045-26-38Z	GF-396AF
0K045-26-610	CS-K02
0K045-33-23Z	PA-K00AF
0K201-26-251	TA-K05
0K201-26-251B	TA-K09
0K201-26-610	CS-K00
0K201-26-610A	CS-K00
0K20A-33-23Z	PA-398AF
0K20A-33-251	DI-398
0K20H-26-251	DP-K04
0K20H-33-23Z	PP-K01AF
0K239-33-23Z	PA-398AF
0K23N-26-28Z	GF-398AF
0K23N-26-38Z	GF-398AF

KIA	JAPANPARTS
OK2A-33-23Z	PA-K02AF
OK2A4-33-23Z	PA-398AF
OK2AA-26-251	DP-K06
OK2AA-26-251A	DP-K06
OK2AA-33-251B	DI-398
OK2FA-26-251	TA-K04
OK2FA-26-38Z	GF-K00AF
OK2FA-26-610	CS-K09
OK2FA-33-251	DI-K06
OK2FC-26-28Z	PP-K00AF
OK2JA-33-28Z	PA-K09AF
OK2N1-26-38Z	GF-K12AF
OK2N1-33-251	DI-K12
OK30A-26-251A	TA-K10
OK30A-26-28Z	GF-K07AF
OK30A-26-610	CS-373
OK30C-26-250A	TA-K12
OK552-26-251A	TA-K01
OK552-26-38Z	GF-097AF
OK552-26-610	CS-K01
OK552-33-23Z	PA-057AF
OK552-33-251A	DI-K02
OK553-26-38Z	GF-097AF
OK553-33-23Z	PA-057P
OK553-33-23Z	PA-057AF
OK55A-33-251	DI-K03
OK55B-33-251	DI-K03
OK56A-26-251A	TA-K06
OK56A-26-38Z	GF-K01AF
OK56A-26-38ZA	GF-K01AF
OK56A-26-610	CS-K12
OK56A-33-23Z	PA-K05P
OK56A-33-23Z	PA-K05AF
OK56B-26-610	CS-K12
OK56B-26-620	CS-K10
OK58A-26-38Z	GF-K14AF
OK58A-33-23Z	PA-K13AF
OK58B-33-251	DI-K11
OK60A-33-251A	DI-K04
OK60A-33-28Z	PA-K18AF
OK60B-26-251A	TA-K16
OK63B-33-251A	DI-K22
OK71E-33251	DI-K13

OK72A-26-38Z	GF-K13AF
OK72A-33-28Z	PA-K01AF
OK72B-26-610A	CS-K19
OK72B-26-710	CS-K06
OK72F-33-251A	DI-K07
OK74P-26-610	CS-K17
OK74P-26-710	CS-K20
OK7562638Z	GF-K04AF
OK75B-33-28Z	PA-K05AF
OK9A0-26-28Z	PP-K00AF
OK9A0-33-28Z	PA-K02AF
OK9A6-26-23Z	GF-K00AF
OK9A6-26-23ZA	GF-K00AF
OK9A6-26-251	TA-K00
OK9AA-26-251A	DP-K00
OK9AA-26-251C	DP-K08
OK9AA-33-251	DI-396
OK9AA-33-251C	DI-396
OK9B6-33-28Z	PA-K17AF
OK9D0-33-28Z	PA-K17AF
OK9M6-26-23Z	GF-K00AF
OK9Y6-33-28Z	PA-K02AF
OS0-8326-25-13	TA-K03
OS08326251C	TA-K03
51712-02010	DI-587
51712-07500	DI-K10
51712-0U000	DI-K18
51712-0Z000	DI-H23
51712-1D100	DI-H12
51712-1G000	DI-K18
51712-2F100	DI-K17
51712-2K100	DI-H12
51712-2P700	DI-H19
51712-38300	DI-K14
51712-3C000	DI-K14
51712-3C100	DI-K15
51712-3E000	DI-K05
51712-3E500	DI-K05
51712-3K050	DI-H12
51712-4D200	DI-K21
51712-FD300	DI-K16
51712-M2000	DI-K19
51712-M2010	DI-K19
5171207700	DI-K20

52725-FD200	TA-K13
58101 07A10	PA-K10AF
58101-07A20	PA-K10AF
58101-0ZA00	PA-K20AF
58101-1DE00	PA-K20AF
58101-1FE00	PA-H10AF
58101-1FE01	PA-H10AF
58101-1GA00	PA-K12AF
58101-1GE00	PA-K12AF
58101-1HA00	PA-K09AF
58101-1PA00	PA-K22AF
58101-1WA05	PA-K24AF
58101-1WA35	PA-K24AF
58101-1YA30	PA-K23AF
58101-2FA20	PA-K11AF
58101-2KA10	PA-H10AF
58101-2PA70	PA-H14AF
58101-3CA20	PA-K14AF
58101-3CA20	PA-K12AF
58101-3CA80	PA-H10AF
58101-3EE00	PA-K08AF
58101-3EE01	PA-K08AF
58101-3KA40	PA-H10AF
58101-4DE00	PA-K19AF
58101-M2A02	PA-590AF
58115-020S0	PA-583AF
58115-FDC00	PA-K17AF
58302-07A00	PP-K04AF
58302-07A10	PP-K04AF
58302-0ZA00	PP-K09AF
58302-1DE00	PP-K10AF
58302-1FE00	PP-H04AF
58302-1GA00	PP-K09AF
58302-1HA00	PP-K09AF
58302-1PA30	PP-K12AF
58302-1WA35	PP-K06AF
58302-2GA00	PP-H04AF
58302-2KA10	PP-K06AF
58302-2PA70	PP-K11AF
58302-3CA10	PP-H04AF
58302-3ED00	PP-K03AF
58302-3EE00	PP-K03AF
58302-3KA31	PP-H04AF
58302-4DE00	PP-K07AF

KIA	JAPANPARTS
58302-M2A01	PP-H02AF
58302-M2A01	PP-H02AF
58302-M2A	
58302-M2A10	PP-H02AF
58305-2KA00	GF-K16AF
58305-38A00	GF-K08AF
58305-3CA00	GF-K08AF
583052PA10	GF-S02AF
58315-FDA00	GF-K11AF
58320-4E000	CS-K15
58329-4E000	TA-K14
58330-07000	CS-K16
58330-38010	CS-K13
58330-FD100	CS-K08
58350 4E000	GF-K04AF
58350-07A00	GF-K15AF
58350-3ED00	GF-K17AF
58350-4DA00	GF-K19AF
58350-4EA00	GF-K04AF
583501GA00	GF-K18AF
583503FA00	GF-K22AF
58380-38010	CS-K14
58380-4E000	CS-K07
58411-07300	DP-K02
58411-07500	DP-K02
58411-0U300	DP-K18
58411-1C800	DP-H01
58411-1D000	DP-K13
58411-1H300	DP-K14
58411-1P300	DP-K17
58411-1Y000	TA-K15
58411-2F100	DP-K07
58411-2K300	DP-K15
58411-2P000	DP-K16
58411-38000	TA-H14
58411-39600	DP-K10
58411-3C000	DP-K03
58411-3E300	DP-K05
58411-3E500	DP-K12
58411-4D000	DP-K11
58411-FD100	TA-K11
K0Y2-33-23Z	PA-392AF
K201-26-38Z	GF-398AF

KDX74-43-251	DI-K08
KJ002-33-251C	DI-K02
MDX01-26-610A	CS-K04
OK72A-33-28Z	PA-K01AF
LADA	JAPANPARTS
04313056	CS-097
04423601	CS-096
2101-2502090	GF-000AF
2121-350 1090	PA-000AF
2121-350-1070	DI-070
LAND ROVER	JAPANPARTS
576973	TA-L02
576974	TA-L01
FRC7329	DI-L12
FTC902	DI-L09
GBS655	GF-L06AF
GBS728	GF-L03AF
GBS753	GF-L02AF
GBS805	GF-L02AF
ICW100030	GF-L07AF
ICW5000010	GF-L07AF
LR000470	DI-L05
LR000571	DI-L13
LR001018	DP-L03
LR001019	DP-L06
LR001020	GF-L01AF
LR003657	PP-L03AF
LR004936	PA-L00AF
LR007055	DI-L13
LR015578	PA-L07AF
LR016684	PA-L08AF
LR016962	PA-L07AF
LR017804	DP-L02
LR017952	DI-L09
LR017953	DP-L05
LR019618	PA-L01AF
LR019627	PP-L01AF
LR020362	PA-L08AF
LR027123	DP-L09
LR027129	PP-L05AF
LR027309	PA-L00AF
NTC8780	DI-L07
RTC3171	GF-L03AF
RTC3403	GF-L06AF

RTC3411	GF-L03AF
RTC3418	GF-L02AF
RTC6179	GF-L06AF
SDB000201	DI-L11
SDB000211	DP-L04
SDB000330	DP-L08
SDB000380	DI-L01
SDB000470	DP-L07
SDB000602	DI-L04
SDB000603	DI-L04
SDB000604	DI-L04
SDB000614	DI-L08
SDB000622	DI-L02
SDB000623	DI-L02
SDB000624	DI-L02
SDB000635	DP-L00
SDB000636	DP-L00
SDB000644	DP-L01
SDB000645	DP-L01
SDB000646	DP-L01
SDB100830	DI-L10
SDB100980	DP-L08
SDB101070	DI-L00
SDB500182	DI-L06
SDB500192	DI-L03
SDB500193	DI-L03
SDB500201	DP-L02
SDB500202	DP-L02
SDB500203	DP-L02
SDC100110	TA-L00
SDC100130	TA-L00
SFC500080	PA-L05AF
SFP000020	PA-L03AF
SFP000260	PA-L02AF
SFP000270	PP-L04AF
SFP100490	PP-L02AF
SFP500010	PA-L01AF
SFP500020	PA-L01AF
SFP500020	PP-L01AF
SFP500021	PP-L01AF
SFP500022	PP-L01AF
SFP500040	PP-L01AF
SFP500070	PA-L06AF
SFP500100	PA-L03AF

LAND ROVER	JAPANPARTS
SFP500130	PP-L02AF
SFP500140	PP-L01AF
SFP500210	PP-L00AF
SFS000030	GF-L05AF
SFS000050	GF-L09AF
SFS000051	GF-L09AF
SFS000060	GF-L04AF
SFS000061K	GF-L04AF
SFS100140	GF-L04AF
SFS500010	GF-L00AF
SFS500012	GF-L08AF
STC1275	PA-L02AF
STC1525	GF-L07AF
STC2796	GF-L03AF
STC2952	PA-L02AF
STC2990	GF-L03AF
STC9187	PA-L04AF
STC965	GF-L06AF
LEXUS	JAPANPARTS
04465-30320	PA-207AF
04465-30410	PA-222AF
04465-48020	PA-273AF
04465-48080	PA-209AF
04465-48090	PA-273AF
04465-50230	PA-274AF
04465-53020	PA-223AF
04466-22190	PP-217AF
04466-48040	PP-211AF
04466-50120	PP-222AF
42431-30280	DP-233
42431-30290	DP-246
42431-48041	DP-228
42431-53011	DP-229
43512-22260	DI-2025
43512-30310	DI-2007
43512-48081	DI-225
43516-22010	DI-2026
58305-24020	GF-H13AF
LIGIER	JAPANPARTS
182043	PP-009AF
182052	DI-022
MAHINDRA	JAPANPARTS
0602BB0710N	GF-215AF

0603AA0200N	DI-006
0603BB0150N	PA-007AF
MAZDA	JAPANPARTS
0187-26-210	GF-302AF
0305-33-251B	DI-306
0305-33-625	PA-308AF
0305-33-725	PA-308AF
0433-26-610A	CS-353
0433-26-710A	CS-352
04491-12141	PA-310AF
04491-14042	PA-502AF
0482-49-220	GF-302AF
0589-33-710	CS-367
0613-26-610	CS-300
0613-26-610A	CS-300
0660-33-510	CS-366
0813-26-610	CS-368
0813-26-610B	CS-368
0813-26-610C	CS-368
0813-26-610D	CS-368
0820-26-210	GF-302AF
0820-33-251	DI-304
0820-33-625A	PA-304AF
0820-33625B	PA-304AF
0820-49-230	PA-304AF
0820-49-230B	PA-304AF
0841-49-230	PA-308AF
0841-49-230A	PA-308AF
0866-33-251A	DI-508
0870-49-280A	PA-310AF
1011-26-210A	GF-303AF
1011-26-28Z	GF-303AF
1011-26-610	CS-359
1011-26-610D	CS-359
1011-26-710	CS-358
1011-26-710D	CS-358
101126310A	GF-303AF
11046952012	PA-376AF
1243-49-230	PA-320AF
1243-49-230B	PA-320AF
1291-26-210A	GF-324AF
1291-26-220	GF-324AF
1291-26210	GF-324AF
1291-49-220	GF-324AF

1292-49-220	GF-324AF
1745-26-610	CS-355
1745-26-610A	CS-355
1745-26-710	CS-354
1E00-26-28Z	GF-394AF
1E01-26-251	TA-301
1E10-33-23Z	PA-302AF
2113-49-280	PA-308AF
2113-49-280A	PA-308AF
2772-26-210C	GF-301AF
2958-26-210A	GF-302AF
2958-26-210B	GF-302AF
2958-26-28Z	GF-302AF
2958-26-28Z9A	GF-302AF
2960-26-210	GF-302AF
2972-26-210	GF-302AF
2972-26-210 9A	GF-301AF
2972-26-210A	GF-301AF
2972-26-210A9A	GF-301AF
2972-26-210B	GF-301AF
2972-26-210C	GF-301AF
2972-26-210C9A	GF-301AF
2981-33-625	PA-308AF
2981-33-725	PA-308AF
29Y2-26-210	GF-301AF
29Y2-26-2109A	GF-301AF
29Y8-26-210	GF-301AF
3597-49-230	PA-320AF
3597-49-230A	PA-320AF
3648-49-230	PA-308AF
3649-49-280 9A	PA-308AF
41060-HA025	PA-509AF
41060-HA026	PA-509AF
41060-HA027	PA-509AF
41060-HA028	PA-509AF
4127-26-210	GF-303AF
58101-23A10	PA-337AF
58101-38A40	PA-590AF
58101-38A80	PA-590AF
58105-24000	PA-339AF
58115-33050	PA-590AF
58205-22A00	GF-303AF
8118-49-230	PA-320AF
8124-22-210	GF-302AF

MAZDA	JAPANPARTS
8148-33-28Z	PA-320AF
8156-49-280	PA-320AF
8173-33-251	DI-316
8173-33-251 8173-33-	DI-316
8173-33-251A	DI-316
8173-49-280A	PA-319AF
8173-49-280B	PA-319AF
8173-49-280C	PA-319AF
8174-49-280	PA-319AF
8174-49-290	PA-319AF
8175-49-280	PA-319AF
8175-49-280 9A	PA-319AF
8240-49-280A	PA-319AF
8240-49-280B	PA-319AF
82Y0-33-28Z	PA-319AF
8471-26-210A	GF-303AF
8521-22-210	GF-302AF
8531-26-010	CS-368
8532-33-625	PA-314AF
8532-33-625A	PA-314AF
8532-33-710	CS-368
8532-33-725	PA-314AF
8532-33-725A	PA-314AF
8532-33-990B	CS-368
8532-49-230	PA-314AF
8532-49-230A	PA-314AF
8532-49-280	CS-368
8532-49-280	PA-314AF
8532-49-280 9A	PA-314AF
8532-49-2809A	CS-368
8532-49-280A	CS-368
8532-49-280A	PA-314AF
8565-26-710	CS-310
8569-33-251	DI-312
8569-33-251A	DI-312
8569-99-101	DI-312
8595-26-210	GF-303AF
8595-33-251	DI-327
8595-33-251A	DI-327
8595-33-251B	DI-327
8595-49-280	PA-320AF
8595-49-280A	PA-320AF
85Y2-33-28Z	PA-314AF

8854-26-210	GF-313AF
8871-33-251A	DI-302
8871-33-251B	DI-302
8871-49-230	PA-308AF
8871-49-280	PA-308AF
8871-49-280A	PA-308AF
8873-33-251A	DI-301
88Y-33-28Z	PA-308AF
88Y1-33-28Z	PA-308AF
8957-26-610A	CS-351
8957-26-610B	CS-351
8957-26-710A	CS-350
8957-26-710B	CS-350
8980-26-210	GF-303AF
8982-26-610A	CS-361
8982-49-240	GF-324AF
8982-49-290	PA-502AF
89Y0-26-210	GF-303AF
AY040-MA009	PA-397AF
AY040-MA010	PA-509AF
AY040-MA014	PA-383AF
B001-26 210A	GF-316AF
B001-26-610	CS-312
B001-26-610A	CS-312
B001-33-251	DI-314
B001-33-251A	DI-314
B001-33-251B	DI-314
B001-33-251C	DI-314
B001-49-280	PA-316AF
B001-49-280A	PA-316AF
B001-49-380	PA-316AF
B002-49-280	PA-316AF
B002-49-280 9A	PA-316AF
B002-49-280A	PA-316AF
B01C-26-251	DP-399
B092-26-210	GF-327AF
B092-26-28Z	GF-327AF
B092-26-610	CS-313
B09249380	GF-327AF
BOY1-26-28Z 9A	GF-316AF
BOY5-33-28Z	PA-316AF
BOY5-33-28Z9A	PA-316AF
B107-26-43Z	PP-303AF
B107-26-48Z	PP-303AF

B107-33-251	DI-335
B107-49-280	PP-303AF
B107-49-480	PP-303AF
B21-22-6251	DP-303
B216-26-210	GF-328AF
B216-26-280	GF-328AF
B216-26-280	GF-328AF
B216-26-28Z	GF-328AF
B216-26-610A	CS-371
B216-26-610B	CS-371
B216-49-280	GF-328AF
B21H-26-610	CS-398
B26Y-26-251	DP-322
B2Y0-26-48Z	PP-303AF
B2YD2438Z	GF-397AF
B2YD2637ZA	GF-397AF
B2YD2638Z	GF-397AF
B455-26-251	TA-302
B455-26-251A	TA-302
B455-26-251B	TA-302
B4Y1-26-48Z	PP-303AF
B596-26-251	TA-300
B596-26-251A	TA-300
B596-26-251C	TA-300
B596-26-251D	TA-300
B5Y6-33-28Z	PA-341AF
B5Y7-26-28Z	GF-397AF
B6Y3-26-43Z	PP-303AF
B6Y3-26-43ZA	PP-303AF
B6Y3-26-48Z	PP-303AF
B6Y3-26-48ZA	PP-303AF
BB4C-26-251	DP-308
BB62-26-210	GF-301AF
BB62-26-610	CS-302
BB62-26-610A	CS-302
BB62-26-710	CS-301
BB62-26-710A	CS-301
BB7E-33-25XA	DI-349
BC1D-26-610	CS-398
BCYC-26-43ZA	PP-391AF
BF68-26-251A	DP-304
BF68-33-251	DI-335
BF68-33-251A	DI-335
BG34-49-280A	PA-326AF

MAZDA	JAPANPARTS
BG95-33-251	DI-336
BG95-33-251A	DI-336
BJ1Y-33-25X	DI-320
BJYD-33-28Z	PA-311AF
BJYM2638Z	GF-397AF
BK14-26-251	DP-303
BL52-26-28Z-JA	GF-329AF
BL53-33-28Z	PA-326AF
BL53-33-28Z9A	PA-326AF
BL78-26-43Z	PP-303AF
BL78-26-48Z	PP-303AF
BOYW-33-23ZC	PA-342AF
BP18-26-28Z	GF-328AF
BP18-26-28Z9A	GF-328AF
BP4Y-26-251C	DP-321
BP4Y-33-25XD	DI-311
BP6Y-26-251C	DP-317
BP6Y-26-251D	DP-317
BP6Y-33-25XE	DI-309
BPYK-26-48ZA-9C	PP-005AF
BPYK-33-23ZA	PA-300AF
BPYK-33-23ZA-9C	PA-300AF
BR70-33-25X	DI-344
BR70-33-25XF	DI-344
BR74-26-251A	DP-308
BR74-33-25X	DI-349
BRY4-33-23Z	PA-342AF
BRY4-33-28Z	PA-342AF
BRY7-33-23ZA	PA-341AF
BW8Y-33-251	DI-349
C23Y-26-251A	DP-323
C24Y-26-251C	DP-321
C24Y-33-25XC	DI-311
C25Y-26-251B	DP-317
C26Y-26251A	DP-323
C26Y-33-25XB	DI-309
C2Y3-26-48ZA	PP-005AF
CBY4-33-23Z	PA-318AF
D001 26 610A	CS-399
D001-26-28Z	GF-330AF
D001-26-610	CS-399
D102-26-251	TA-300
DA01-33-251	DI-338

DA15-26-28Z	GF-330AF
DA19-33-28Z	PA-332AF
DA19-33-28ZA	PA-332AF
DB0Y-33-251	DI-356
DB0Y-33-251B	DI-356
DB0Y-33-251C	DI-356
DBYZ-26-28Z	GF-399AF
DC03-26-610	CS-379
DCY0-33-23ZB	PA-341AF
DCY9-33-23Z	PA-341AF
DCYO-33-28Z	PA-341AF
DD63-33-25X	DI-307
DDY2-26-710	CS-318
DDY22638Z	GF-307AF
DF7133251	DI-325
DFY1-33-28ZA	PA-343AF
DFY12638Z	GF-314AF
E0Y8-26-43ZX	PP-302AF
E100-33-25XA	DI-395
E7GZ-1125B	DI-335
E8GY-11-25A	DI-336
EC02-33-25X	DI-395
EC25-33-23ZA	PA-322AF
ECY1-26-38ZC	GF-309AF
ECY1-26-710A	CS-305
EF91-26-251	DP-365
EF91-33-25X	DI-317
EF9Y-33-25X	DI-395
EFY5-26-23Z	PP-310AF
EFY5-33-23ZA	PA-315AF
EH143325X	DI-352
EHY23328Z	PA-336AF
EHY4-26-43Z	PP-309AF
EHY43328Z	PA-336AF
F1YA-26-43Z	PP-304AF
F1YA-33-23ZB	PA-313AF
F2ZZ-11-25B	DI-349
F3ZZ-11-25A	DI-348
FA18-26-251	DP-301
FA18-49-280	PP-301AF
FA18-49-280A	PP-301AF
FA66-26-251	DP-307
FA66-26-251A	DP-307
FA66-33-251	DI-329

FA66-33-251A	DI-329
FA66-33-251B	DI-329
FA66-49-280	PA-328AF
FA67-49-280	PP-302AF
FA78-26-48Z	PA-301AF
FB05-26-251	DP-306
FB05-26-251A	DP-306
FB05-33-251	DI-333
FB05-49-280A	PA-329AF
FB06-49-280	PP-302AF
FB34-49-280A	PA-329AF
FB34-49-280B	PA-329AF
FB34-49-280C	PA-329AF
FB34-49-280D	PA-329AF
FB71-26-28Z	PP-302AF
FB71-26-28ZA	PP-302AF
FB71-33-28Z	PA-329AF
FB71-33-28ZA	PA-329AF
FB71-33-28ZC	PA-329AF
FC01-26-251	DP-318
FC02-33-28Z	PA-329AF
FD01-26-25X	DP-319
FD01-33-25X	DI-350
FE01-26-251	DP-318
G020-26-210	GF-305AF
G020-26-210B	GF-305AF
G020-26-28Z	GF-305AF
G030-26-610	CS-303
G030-33-251A	DI-301
G030-33-251B	DI-301
G032-49-280 9A	PA-301AF
G037 26 251C	DP-305
G091-33-251	DI-334
G091-33-251A	DI-334
G091-33-251B	DI-334
G091-33-251C	DI-334
G0Y0-26-28Z	GF-305AF
G1YN-33-28Z	PA-318AF
G31Y26251	DP-328
G31Y3325XA	DI-351
G33Y3325X	DI-353
G5Y6-26-43ZC	PP-307AF
G5Y6-33-23Z	PA-590AF
GA02-26-210	GF-303AF

MAZDA	JAPANPARTS
GA02-26-610	CS-357
GA02-26-610A	CS-357
GA02-26-710	CS-356
GA02-26-710A	CS-356
GA5Y-26-251	DP-314
GA5Y-33-25X	DI-348
GA7Y-26-251	DP-315
GA97-33-251A	DI-303
GA97-33-251B	DI-303
GA97-49-280	PA-301AF
GAYE-26-43ZB	PP-307AF
GAYR-33-23ZA	PA-399AF
GAYR-33-23ZB 9A	PA-399AF
GB38-33-251	DI-337
GB40-33-251	DI-334
GB40-33-251	DI-330
GB40-33-251A	DI-334
GC88-33-251	DI-330
GC88-33-251A	DI-330
GC88-33-251B	DI-330
GE61-26-251	DP-305
GEYC-26-43Z	PP-302AF
GF15-33-251	DI-330
GF31-33-251	DI-334
GF31-33-251A	DI-334
GF3Y-26-251A	DP-316
GG16-49-280	PP-300AF
GG29-49-280	PA-301AF
GG29-49-280 9A	PA-301AF
GGY6-26-48Z9A	PP-300AF
GGY8-33-28Z 9A	PA-301AF
GGY9-33-28Z 9A	PA-301AF
GJ21-26-28Z	GF-329AF
GJ21-26-610A	CS-368
GJ21-26-610C	CS-368
GJ21-33-28Z	PA-331AF
GJ21-33-28ZA	PA-331AF
GJ21-33-28ZB	PA-331AF
GJ25-26-251	DP-309
GJ25-26-251B	DP-309
GJ25-26-48ZA	PP-306AF
GJ25-33-25XB	DI-340
GJ25-33-25XC	DI-340

GJ25-33-25XD	DI-340
GJ55-33-25XA	DI-340
GJ55-33-25XB	DI-340
GJ55-33-25XC	DI-340
GJ55-33-25XD	DI-340
GJ6Y-33-25XA	DI-305
GJ82-26-28Z	GF-329AF
GJ82-26-28ZB	GF-330AF
GJ87-26-48Z	PP-306AF
GJ87-26-48ZA	PP-306AF
GJ96-33-25XA	DI-341
GJY1-33-28Z	PA-331AF
GJY1-33-28Z 9A	PA-331AF
GJY7-26-48Z 9A	PP-306AF
GJYB2648Z9C	PP-302AF
GJYB3323ZC	PA-305AF
GJYC-33-28Z-9C	PA-305AF
GJYF3323ZE	PA-307AF
GJYG-33-23ZA	PA-307AF
GM09-26-251B	DP-313
GM39-26-251	DP-302
GM39-26-251A	DP-302
GM39-26-251B	DP-302
GM39-26-251C	DP-302
GN51-33-28Z	PA-331AF
GO30-49-280	PA-301AF
GO30-49-280A	PA-301AF
GO30-49-280B	PA-301AF
GO32-49-280	PA-301AF
GO32-49-280 9A	PA-301AF
GO37-26-251C	DP-305
GO91-33-251	DI-334
GO91-33-251A	DI-334
GOY0-26-28Z	GF-305AF
GPYA3323ZG	PA-344AF
GPYB2643Z	PP-312AF
GSYD3328ZA	PA-346AF
H001-26-251	DP-300
H001-33-251	DI-324
H001-33-251A	DI-324
H001-33-251B	DI-324
H001-33-251C	DI-324
H001-33-251D	DI-324
H001-49-280	PA-303AF

H001-49-280A	PA-303AF
H002-49-280	PA-303AF
H003-49-280	PA-303AF
H010-48-280 9A	PP-300AF
H010-49-280	PP-300AF
H010-49-280A	PP-300AF
H010-49-280B	PP-300AF
H011-49-280 9A	PP-300AF
H029-26-610	CS-363
H029-26-710	CS-362
H0Y0-26-48Z	PP-300AF
H266-26-48Z	PP-305AF
H266-26-48ZA	PP-305AF
H3Y0-33-23Z	PA-397AF
H3Y0-33-23ZA	PA-397AF
H3Y0-33-28Z	PA-397AF
H3Y1-33-23Z	PA-397AF
H3Y1-33-23ZA	PA-397AF
H3Y1-33-28Z	PA-397AF
H3Y1-33-28ZA	PA-397AF
H708-22-210	GF-303AF
HA72-49-280 9A	PA-320AF
HB16-33-251	DI-324
HB16-33-251A	DI-324
HB16-33-251B	DI-324
HBV5-33-28Z 9A	PA-303AF
HE01-33-25X	DI-332
HE01-33-25XA	DI-332
HE01-33-25XB	DI-332
HE01-33-25XC	DI-332
HE17-26-251	DP-310
HE21-33-28Z	PA-330AF
HE21-33-28ZA	PA-330AF
HE21-33-28ZB	PA-330AF
HE25-33-25X	DI-332
HE25-33-25XA	DI-332
HE25-33-25XB	DI-332
HE25-33-25XC	DI-332
HF05-33-251A	DI-332
HF13-33-251A	DI-332
HF39-26-480ZA	PP-305AF
HF39-26-48Z	PP-305AF
J001-26-251B	DP-324
J001-26-251C	DP-324

MAZDA	JAPANPARTS
JOY1-26-43ZB	PP-305AF
JOY1-26-43ZB	PP-305AF
K20A-33-251	DI-398
KJ01-26-610	CS-325
KJ01-26-610 (PB1126151)	CS-325
L12Y-33-25X	DI-313
L20626251B	DP-327
L2063325XA	DI-347
L232-26-251B	DP-329
L2Y62643Z	PP-309AF
L2Y62648Z	PP-309AF
L2Y63323Z	PA-336AF
L2Y63328Z	PA-336AF
L2Y72643Z	PP-309AF
LA01-26-610	CS-396
LA01-26-710	CS-397
LAY3-33-28Z	PA-509AF
LB82-33-25X	DI-384
LBZ2-33-23Z	PA-384AF
LC62-26-610C	CS-306
LDY5-26-38ZA	GF-300AF
MQ907152	PA-509AF
MQ907154	PA-509AF
N026-33-25X	DI-358
N026-33-25XC	DI-358
N06Y-26-251B	DP-325
NOY3-33-23Z	PA-383AF
NOY3-33-28Z	PA-383AF
NOYY-33-25X	DI-315
N12326251A	DP-316
NA01-26-251A	DP-312
NA01-33-25X	DI-342
NA01-33-25XA	DI-342
NA75-33-25X	DI-358
NA75-33-25XC	DI-358
NAY0-33-23ZA	PA-340AF
NAY1-26-43Z	PP-303AF
NAY1-33-23ZA	PA-340AF
NAY5-26-43ZA	PP-391AF
NAY5-33-23Z	PA-383AF
NAY5-33-23ZA	PA-383AF
NAY5-33-23ZB	PA-383AF

NAY5-33-28Z	PA-383AF
NAY5-33-28ZA	PA-383AF
NAZ0-26-48Z	PA-383AF
NCY1-33-23Z-9C	PA-383AF
NCY3-26-43ZA	PP-345AF
NCY3-33-23Z	PA-317AF
NF4726251	DP-316
NF4Y3325X	DI-319
NFY7-26-43Z	PP-311AF
NFY73323Z	PA-335AF
NOYY-33-25X	DI-315
OUY9-33-23ZA	PA-382AF
S001-26-610A	CS-365
S047-33-251	DI-345
S082-26-210A	GF-325AF
S083-26-610	CS-365
S083-26-710	CS-364
S083-33-251	DI-326
S083-33-251A	DI-326
S083-33-251B	DI-326
S085-26-610	CS-369
S085-26-710	CS-370
S121-26-610	CS-365
S152-26-610A	CS-395
S152-26-710A	CS-394
S231-33-251	DI-399
S4512001	PA-376AF
S49K-26-610A	CS-315
S4YP-33-23Z	PA-509AF
S4YP-33-23ZA	PA-509AF
S4YP-33-28Z	PA-509AF
S4YP-33-28ZA	PA-509AF
SA14-49-240B	GF-332AF
SA39-33-251	DI-346
SA39-33251A	DI-346
SA94-26-210	GF-325AF
SA94-26-210A	GF-325AF
SA94-26-220	GF-325AF
SA94-26-220A	GF-325AF
SA94-49-280 9A	PA-326AF
SE28-26-210A	GF-325AF
SE96-33-28Z	PA-326AF
SE96-33-28Z 9A	PA-326AF
SGY32638Z	GF-391AF

SHY3-26-38Z	GF-334AF
SO47-33-251	DI-345
SO83-49-280	PA-325AF
SO83-49-280A	PA-326AF
T002-33-25XA	DI-354
TY01-33-25X	DI-354
TY32-26-251A	DP-326
U0Y9-26-28ZA	GF-393AF
UA25-26-210	GF-313AF
UAYN-2638Z	GF-312AF
UB39-33-251	DI-326
UB39-33-251A	DI-326
UB39-49-280	PA-601AF
UBY2-26-28ZB	GF-333AF
UG 52 33 25X	DI-357
UGY9-33-23Z	PA-312AF
UH71-26-610	CS-307
UH7433251	DI-355
UH81-33-251	DI-318
UHY-33-23ZA	PA-373AF
UHY-33-23ZB	PA-373AF
UHY1-33-28ZA	PA-373AF
UHY1-33-28ZB	PA-373AF
UHY1-33-28ZD	PA-373AF
UJY6-3323Z	PA-373AF
UJY8-26-38Z	GF-311AF
UMY1-3323ZA	PA-323AF
UMY1-3328ZA	PA-323AF
UMY4-3323Z	PA-323AF
UOY9-33-23ZA	PA-382AF
UR61-33251	DI-323
URY2-2638Z	GF-311AF
MG	JAPANPARTS
GBD-90817	DP-402
MITSUBISHI	JAPANPARTS
11R-0515	CS-589
4600A015	CS-525
4600A106	GF-510AF
4600A122	GF-510AF
4605A041	PA-509P
4605A041	PA-509AF
4605A198	PA-504AF
4605A447	PP-505AF
4605A448	PP-505P

MITSUBISHI	JAPANPARTS
4605A448	PP-505AF
4605A458	PP-210AF
4605A472	PA-205AF
4605A479	PP-508AF
4605A481	PA-205AF
4605A487	PP-505AF
4605A492	PA-599AF
4605A502	PP-505AF
4605A557	PA-501AF
4605A558	PP-508AF
4605A730	PA-599AF
4605A795	PA-501AF
4615A035	DP-501
4615A037	DP-516
4615A038	DI-536
4615A061	DI-516
4615A115	DI-543
4615A117	DI-003
4615A121	DP-904
47506-87701	CS-600
47506-87710	CS-600
4800A001	GF-515AF
51712-02000	DI-587
51712-11100	DI-500
51712-21300	DI-508
51712-21A00	DI-508
8-97349691-0	CS-905
AY060-MT001	PP-593AF
M818027	DI-540
M850976	PA-516AF
M850978	PP-507AF
MA161872	GF-512AF
MA169882	DI-500
MA180750	CS-502
MA180751	CS-500
MB001829	DI-500
MB004040	CS-503
MB004041	CS-501
MB004062	GF-502AF
MB044689	PA-310AF
MB058197	PA-502AF
MB0583553	CS-596
MB058553	CS-596

MB058553	CS-531
MB058582	DI-508
MB058916	PA-502AF
MB060245	CD-580
MB060246	CD-581
MB060308	CS-581
MB060309	CS-583
MB060570	CD-582
MB060580	CS-584
MB060581	CS-585
MB060582	CS-586
MB060583	CS-587
MB081580	DP-500
MB081630	DI-502
MB081850	DP-500
MB082118	PA-310AF
MB082119	PA-310AF
MB08220	GF-508AF
MB08221	GF-508AF
MB08222	GF-508AF
MB082439	PA-502AF
MB082465	DI-588
MB124822	GF-514AF
MB129917	GF-504AF
MB134694	DP-502
MB134818	CS-501
MB134828	CS-501
MB134829	CS-500
MB134845	DI-506
MB139411	CS-531
MB150655	GF-508AF
MB150656	GF-508AF
MB150657	GF-508AF
MB150673	PA-502AF
MB150674	PP-502AF
MB150804	PA-506AF
MB150824	PA-506AF
MB150958	PP-502AF
MB151001	PP-501AF
MB151001	PP-207AF
MB151050	CS-509
MB151051	CS-508
MB151059	GF-520AF
MB151060	GF-520AF

MB151061	GF-520AF
MB151244	GF-504AF
MB151323	PA-508AF
MB151324	PA-508AF
MB151387	DI-501
MB151406	DP-504
MB160993	DP-504
MB162102	CS-588
MB180751	CS-500
MB192506	GF-502AF
MB193216	PA-508AF
MB193292	PA-502AF
MB193294	PA-502AF
MB193295	PA-502AF
MB193296	PA-502AF
MB193299	PA-502AF
MB193411	CS-532
MB193411	CS-596
MB193425	PA-310AF
MB193425	PA-210AF
MB2228520	GF-501AF
MB2228521	GF-501AF
MB2228522	GF-501AF
MB228107	GF-504AF
MB228110	GF-501AF
MB228111	GF-501AF
MB228112	GF-501AF
MB228114	GF-501AF
MB228207	GF-504AF
MB228262	GF-508AF
MB228264	GF-508AF
MB228265	GF-508AF
MB228282	GF-520AF
MB228284	GF-520AF
MB228285	GF-520AF
MB228520	GF-501AF
MB228521	GF-501AF
MB228862	GF-508AF
MB234076	DI-510
MB238076	DI-510
MB238110	GF-501AF
MB238111	GF-501AF
MB238113	GF-501AF
MB238114	GF-501AF

mitsubishi	JAPANPARTS
MB238250	PP-502AF
MB238262	PA-330AF
MB238262	PA-520AF
MB238493	PP-502AF
MB238495	DI-512
MB238509	PA-502AF
MB238510	CS-534
MB238511	CS-535
MB238520	GF-501AF
MB238521	GF-501AF
MB238522	GF-501AF
MB238523	GF-501AF
MB238615	DI-509
MB238828	CS-538
MB238829	CS-537
MB242004	TA-505
MB266142	GF-527AF
MB266169	GF-514AF
MB266442	GF-526AF
MB266444	GF-526AF
MB266445	GF-526AF
MB266446	GF-526AF
MB277192	PA-525AF
MB277192	PA-508AF
MB277193	PA-525AF
MB277202	CS-517
MB277619	PA-522AF
MB277660	DI-513
MB295549	PA-586AF
MB295690	PA-586AF
MB295878	PA-586AF
MB295879	PA-586AF
MB295886	PA-586AF
MB295887	PA-586AF
MB316080	DP-506
MB316168	PA-522AF
MB316168	PA-525AF
MB316676	DI-510
MB316677	DI-509
MB316729	DI-508
MB316757	PA-525AF
MB366080	DI-517
MB366139	CS-536

MB366148	PA-520AF
MB366284	PA-525AF
MB366288	PP-500AF
MB366326	CS-533
MB366393	PA-522AF
MB366429	DP-506
MB366439	DI-523
MB366466	DI-514
MB366480	DI-517
MB366486	DI-515
MB366487	DP-505
MB3666288	PP-500AF
MB366969	PA-524AF
MB377817	PA-310AF
MB377818	PA-310AF
MB377820	PA-506AF
MB377822	PA-310AF
MB377823	PA-502AF
MB377825	PP-502AF
MB377826	PP-500AF
MB389570	PP-593AF
MB389725	DI-535
MB407030	DI-518
MB407031	DI-589
MB407036	DI-521
MB407038	DI-520
MB407039	DI-520
MB407216	PA-502AF
MB407390	PP-593AF
MB407430	PA-525AF
MB407450	PA-525AF
MB407460	PA-524AF
MB407639	DI-522
MB409639	DI-522
MB475331	DI-535
MB500202	GF-529AF
MB500202	GF-504AF
MB500204	DP-599
MB500482	CS-501
MB500483	CS-500
MB500484	CS-534
MB500485	CS-535
MB500502	GF-529AF
MB500535	CS-535

MB500555	DP-508
MB500609	PA-527P
MB500609	PA-527AF
MB500609	PA-525AF
MB500738	CS-594
MB500739	CS-593
MB500813	PA-527P
MB500813	PA-527AF
MB500815	PA-527AF
MB500815	PA-527P
MB500816	PA-527P
MB500816	PA-527AF
MB500819	PA-527P
MB500819	PA-527AF
MB500822	GF-528AF
MB500960	PA-525AF
MB500968	DI-517
MB515476	TA-505
MB524594	GF-526AF
MB524595	GF-526AF
MB524596	GF-526AF
MB524597	GF-526AF
MB524656	GF-527AF
MB524696	GF-526AF
MB534245	TA-500
MB534398	PA-529AF
MB534483	PA-525AF
MB534583	PA-524AF
MB534587	PA-524AF
MB534607	DI-523
MB534644	PA-529AF
MB534649	DP-505
MB534653	PP-594AF
MB534712	PA-525AF
MB534713	PA-525AF
MB534995	PP-500AF
MB587054	PA-525AF
MB587168	GF-529AF
MB587174	GF-514AF
MB587432	DP-597
MB587578	TA-509
MB587579	DP-513
MB58758	TA-507
MB587658	GF-528AF

mitsubishi	JAPANPARTS
MB587659	GF-501AF
MB587660	GF-501AF
MB587661	GF-501AF
MB597721	PA-502AF
MB618108	PA-520AF
MB618116	PA-525AF
MB618188	CS-539
MB618628	DI-525
MB618629	DI-525
MB618684	DI-595
MB618716	DI-599
MB618734	DI-524
MB618735	DI-524
MB618736	DI-593
MB618737	DI-593
MB618797	DP-598
MB618828	DP-595
MB618981	CS-579
MB668083	DP-510
MB668107	DI-522
MB668336	PA-530AF
MB668337	PA-530AF
MB668338	PA-530AF
MB668540	TA-501
MB668722	PA-524AF
MB668745	GF-587AF
MB668745	GF-526AF
MB668746	GF-526AF
MB668746	GF-587AF
MB668747	GF-587AF
MB668747	GF-526AF
MB668886	DI-530
MB699116	GF-520AF
MB699117	GF-520AF
MB699174	PA-530AF
MB699266	PA-530AF
MB699281	DI-538
MB699282	DI-532
MB699283	DI-532
MB699285	DI-533
MB699287	DP-514
MB699290	TA-506
MB699291	TA-507

MB699334	PP-504AF
MB699346	PP-504AF
MB699463	PA-528AF
MB699464	PA-525AF
MB699702	PA-530AF
MB699716	DI-505
MB699761	DI-592
MB857336	PP-594AF
MB858375	PA-530AF
MB858380	PP-594AF
MB858400	PA-599P
MB858400	PA-599AF
MB858463	PP-599AF
MB858463	PP-599P
MB858521	PP-593AF
MB858665	GF-587AF
MB858684	GF-526AF
MB858685	GF-526AF
MB858686	GF-526AF
MB858799	DI-529
MB87016	PA-502AF
MB87061	PA-525AF
MB895098	DI-535
MB895154	GF-520AF
MB895161	PA-310AF
MB895212	GF-508AF
MB895214	GF-508AF
MB895258	GF-528AF
MB895363	DP-512
MB895444	DI-529
MB895464	DI-583
MB895470	TA-508
MB895563	DP-512
MB928049	PA-599AF
MB928049	PA-599P
MB928120	DI-539
MB928314	PP-504AF
MB928697	DI-599
MB928716	DP-521
MB928817	PA-528AF
MB928994	DI-522
MB950064	GF-586AF
MB950065	GF-H03AF
MB950181	CS-569

MB950350	PP-594AF
MB950570	DI-530
MB950874	DI-598
MB950951	TA-500
MB950958	DI-541
MC889515	GF-517AF
MC894589	PA-507AF
MC894601	PA-514AF
MK499873	PA-507AF
MN102276	DI-534
MN102439	TA-511
MN102617	PA-582AF
MN102622	PA-515AF
MN102625	PP-510AF
MN102633	GF-586AF
MN116329	DI-543
MN116330	DI-543
MN116332	DP-517
MN116445	PA-509P
MN116445	PA-509AF
MN116512	GF-583AF
MN116604	PA-503AF
MN116929	PP-508AF
MN116979	DI-542
MN150861	GF-513AF
MN186120	GF-511AF
MN186303	GF-507AF
MR 307375	DI-544
MR 955638	DI-544
MR128659	DI-526
MR128661	DP-523
MR129433	PP-594AF
MR129592	PA-530AF
MR129595	CS-595
MR178826	GF-583AF
MR178827	GF-503AF
MR205144	PP-594AF
MR205215	DI-526
MR205377	PP-504AF
MR205575	TA-502
MR205585	DI-522
MR249240	PA-592AF
MR249779	PA-528AF
MR249797	GF-500AF

MITSUBISHI		JAPANPARTS	
MR249797 DX		GF-500AF	
MR249798		GF-500AF	
MR249798 SX		GF-500AF	
MR289653		DI-530	
MR307746		TA-510	
MR307779		CS-514	
MR334996		DI-507	
MR334998		DI-545	
MR389512		PA-528AF	
MR389519		PA-592AF	
MR389547		PA-585P	
MR389547		PA-585AF	
MR389549		PA-599P	
MR389549		PA-599AF	
MR389569		PP-504AF	
MR389575		PP-592AF	
MR407116		DI-516	
MR407289		DI-516	
MR407946		PA-593AF	
MR418067		DP-515	
MR475453		PA-505AF	
MR485638		GF-505AF	
MR493392		CS-528	
MR493393		CS-526	
MR493489		DP-503	
MR510539		PA-509AF	
MR510544		PP-505AF	
MR510544		PP-505P	
MR510742		DI-527	
MR510966		DI-537	
MR527550		PA-582AF	
MR527675		PA-501AF	
MR527868		PA-509P	
MR527868		PA-509AF	
MR535718		GF-513AF	
MR569225		PA-503AF	
MR569403		PA-501AF	
MR913846		DP-511	
MR955407		DP-520	
MR977365		PA-515AF	
MT321692		CS-580	
MT321695		CS-582	
MZ690022		PP-593AF	

MZ690042		PP-593AF	
MZ690170		PP-599AF	
MZ690340		PA-509AF	
X3516006		PP-505AF	
X3516006		PP-505P	
XB082119		PA-310AF	
NISSAN		JAPANPARTS	
04491-12012		PA-124AF	
04491-21110		PA-108AF	
04491-22052		PA-108AF	
04491-22070		PA-108AF	
04491-30080		PA-116AF	
04491-30081		PA-116AF	
04491-30120		PA-116AF	
061002950		DI-197	
06100368-0		DI-190	
06902174.0		CS-116	
06902278.0		CS-195	
06903011-0		CS-116	
06904142.0		CS-194	
06905294-1		PA-196AF	
06905294-1		PA-196P	
101-624		CS-199	
3225196		CS-098	
3225197		CS-099	
36160-C6025		GF-133AF	
36160-C9625		GF-111AF	
40060-06F86		PA-141AF	
40060-32F86		PA-141AF	
40060-D1787		PA-141AF	
40060-F5027		PA-137AF	
40060-F5027		PA-141AF	
40206-00QAA		DI-142	
40206-00QAD		DI-120	
40206-00QAE		DI-134	
40206-00QAF		DI-134	
40206-00QAG		DI-134	
40206-00QAH		DI-134	
40206-01B00		DI-122	
40206-01B01		DI-122	
40206-01G00		DI-131	
40206-01G01		DI-131	
40206-01G03		DI-131	
40206-02N01		DI-143	

40206-03P00		DI-128	
40206-03P02		DI-128	
40206-03P11		DI-137	
40206-03P13		DI-137	
40206-03P14		DI-137	
40206-03R00		DI-125	
40206-05A00		DI-119	
40206-05A01		DI-119	
40206-07P01		DI-153	
40206-07P10		DI-153	
40206-07P11		DI-153	
40206-07P12		DI-153	
40206-09W00		DI-129	
40206-09W01		DI-129	
40206-0M600		DI-136	
40206-0M601		DI-136	
40206-0M602		DI-136	
40206-0M801		DI-135	
40206-0M802		DI-135	
40206-10W00		DI-132	
40206-10W01		DI-132	
40206-15E00		DI-127	
40206-15E01		DI-127	
40206-16E00		DI-187	
40206-16R00		DI-125	
40206-17B01		DI-148	
40206-1HA0A		DI-155	
40206-1KA3A		DI-154	
40206-21B01		DI-189	
40206-22P01		DI-149	
40206-22P02		DI-149	
40206-27B01		DI-150	
40206-2F501		DI-108	
40206-2N301		DI-111	
40206-31G00		DI-144	
40206-31G01		DI-144	
40206-35G00		DI-132	
40206-35G01		DI-132	
40206-3LG0A		DI-160	
40206-3Y502		DI-158	
40206-40F01		DI-151	
40206-40F02		DI-151	
40206-40P02		DI-194	
40206-4U103		DI-158	

NISSAN	JAPANPARTS
40206-54C01	DI-185
40206-55F01	DI-108
40206-58A00	DI-139
40206-58A01	DI-139
40206-5F001	DI-198
40206-60Y01	DI-139
40206-61A01	DI-138
40206-61A11	DI-138
40206-6W500	DI-145
40206-71E01	DI-015
40206-71E02	DI-015
40206-71E05	DI-196
40206-71E06	DI-015
40206-72B00	DI-113
40206-88E01	DI-140
40206-88E03	DI-140
40206-88E04	DI-140
40206-90J01	DI-010
40206-93J01	DI-015
40206-94M01	DI-146
40206-9C001	DI-183
40206-9C100	DI-191
40206-9X200	DI-110
40206-9X401	DI-117
40206-9X403	DI-105
40206-AX602	DI-013
40206-B9500	DI-153
40206-C7000	DI-126
40206-C7001	DI-126
40206-CA010	DI-152
40206-D0360	DI-121
40206-D0361	DI-121
40206-D4001	DI-187
40206-EB300	DI-115
40206-EB320	DI-109
40206-EG000	DI-152
40206-F3901	DI-190
40206-G9500	DI-126
40206-H1006	DI-118
40206-JD00A	DI-157
40206-JG00A	DI-157
40206-M0800	DI-114
40206-M3200	DI-116

40206-M5600	DI-101
40206-M7900	DI-100
40206-MB600	DI-161
40206-N3100	DI-107
40206-P6500	DI-112
40206-P6502	DI-112
40206-P6510	DI-112
40206-P7200	DI-112
40206-P7210	DI-112
40206-R8210	DI-123
40206-R8211	DI-123
40206-T6400	DI-188
40206-U6700	DI-102
40206-U7600	DI-104
40206-VB000	DI-103
40206-W1060	DI-124
40206-W1070	DI-124
40206-W1210	DI-106
40206-W1260	DI-106
40206-W1265	DI-106
40206-W1270	DI-106
40206-Y9500	TA-101
40206-Y9503	DI-199
402064A00G	DI-822
40206EM10A	DI-159
40207-15025	DI-199
40207-15C25	DI-199
40207-41L25	DI-133
41060-00QAE	PA-109AF
41060-00QAG	PA-114AF
41060-01A90	PA-101AF
41060-01W26	PA-108AF
41060-02J91	PA-134AF
41060-03A25	PA-101AF
41060-04B25	PA-103AF
41060-04B90	PA-103AF
41060-04B91	PA-103AF
41060-05B25	PA-103AF
41060-05B26	PA-103AF
41060-05B90	PA-103AF
41060-07R88	PA-193AF
41060-08N90	PA-137AF
41060-08N91	PA-137AF
41060-08N92	PA-137AF

41060-09G90	PA-137AF
41060-09W25	PA-111AF
41060-09W25	PA-195AF
41060-09W25	PA-111P
41060-09W26	PA-111AF
41060-09W26	PA-111P
41060-09W93	PA-111P
41060-09W93	PA-111AF
41060-0N685	PA-197AF
41060-0V090	PA-143AF
41060-11P88	PA-195AF
41060-11P91	PA-195AF
41060-12A25	PA-101AF
41060-13A25	PA-101AF
41060-13E85	PA-111AF
41060-13E85	PA-111P
41060-13E85	PA-195AF
41060-13E90	PA-111P
41060-13E90	PA-111AF
41060-13E90	PA-195AF
41060-14A25	PA-101AF
41060-15E90	PA-143AF
41060-18W25	PA-108AF
41060-1E590	PA-143AF
41060-1N090	PA-191AF
41060-23C90	PA-137AF
41060-23C91	PA-137AF
41060-23C92	PA-137AF
41060-23C93	PA-137AF
41060-23C94	PA-137AF
41060-23P93	PA-140AF
41060-23P94	PA-140AF
41060-25A25	PA-101AF
41060-28B86	PA-135AF
41060-2F025	PA-179AF
41060-2F025	PA-015AF
41060-2F026	PA-179AF
41060-31E86	PA-111P
41060-31E86	PA-111AF
41060-31E90	PA-111AF
41060-31E90	PA-111P
41060-31E90	PA-195AF
41060-31E91	PA-111P
41060-31E91	PA-111AF

NISSAN	JAPANPARTS
41060-31E93	PA-111AF
41060-31E93	PA-111P
41060-32G91	PA-137AF
41060-32R93	PA-142AF
41060-32R93	PA-144AF
41060-32R94	PA-144AF
41060-32R94	PA-142AF
41060-35F90	PA-135AF
41060-35F92	PA-135AF
41060-35F93	PA-135AF
41060-37G93	PA-111AF
41060-37G93	PA-111P
41060-37P90	PA-147AF
41060-37P91	PA-147AF
41060-38U90	PA-192AF
41060-40U90	PA-143AF
41060-40U92	PA-143AF
41060-40V92	PA-143AF
41060-41S86	PA-105AF
41060-41S87	PA-105AF
41060-44F92	PA-142AF
41060-4L090	PA-143AF
41060-4M526	PA-015AF
41060-4U125	PA-176AF
41060-4U126	PA-176AF
41060-4U127	PA-176AF
41060-50Y94	PA-197AF
41060-51E87	PA-010AF
41060-52F90	PA-135AF
41060-54C87	PA-010AF
41060-55F90	PA-143AF
41060-58A86	PA-135AF
41060-5M325	PA-179AF
41060-62A90	PA-101AF
41060-62A92	PA-101AF
41060-62C90	PA-197AF
41060-63C90	PA-197AF
41060-64B10	PA-135AF
41060-67A85	PA-135AF
41060-67A90	PA-101AF
41060-67R86	PA-149AF
41060-71A89	PA-135AF
41060-71J25	PA-015AF

41060-71J26	PA-015AF
41060-72A85	PA-135AF
41060-72A86	PA-135AF
41060-72A87	PA-135AF
41060-72A88	PA-135AF
41060-72A89	PA-135AF
41060-72J25	PA-010AF
41060-73A85	PA-135AF
41060-73L85	PA-143AF
41060-73L92	PA-143AF
41060-73L93	PA-143AF
41060-74F92	PA-188AF
41060-75A92	PA-101AF
41060-75T90	PA-143AF
41060-75T91	PA-143AF
41060-76A86	PA-135AF
41060-76A87	PA-135AF
41060-76A89	PA-135AF
41060-80N90	PA-142AF
41060-88E85	PA-143AF
41060-88E91	PA-143AF
41060-88E92	PA-143AF
41060-88E94	PA-143AF
41060-89A90	PA-101AF
41060-89A91	PA-101AF
41060-89E90	PA-143AF
41060-89E91	PA-143AF
41060-8H785	PA-154AF
41060-94M85	PA-135AF
41060-94M86	PA-135AF
41060-99B25	PA-012AF
41060-9C525	PA-017P
41060-9C525	PA-017AF
41060-9C526	PA-017AF
41060-9C526	PA-017P
41060-9X129	PA-122AF
41060-9X226	PA-110AF
41060-9X525	PA-110AF
41060-A1126	PA-102AF
41060-AX625	PA-013AF
41060-B9526	PA-108AF
41060-B9527	PA-108AF
41060-C7126	PA-132AF
41060-C7190	PA-134AF

41060-C7192	PA-134AF
41060-C7194	PA-134P
41060-C7194	PA-134AF
41060-C7892	PA-134AF
41060-C7892	PA-134P
41060-C7893	PA-134AF
41060-C8185	PA-134AF
41060-C8186	PA-134P
41060-C8186	PA-134AF
41060-CA090	PA-118AF
41060-CA092	PA-118AF
41060-CA093	PA-118AF
41060-CG00J	PA-118AF
41060-CG090	PA-118AF
41060-CG091	PA-118AF
41060-D1426	PA-105AF
41060-D1426KE	PA-105AF
41060-D1485	PA-105AF
41060-D1486	PA-105AF
41060-D1488	PA-111AF
41060-D1488	PA-195AF
41060-D1488	PA-111P
41060-D1490	PA-105AF
41060-D1726	PA-105AF
41060-D6225	PA-196P
41060-D6225	PA-196AF
41060-D8593	PA-108AF
41060-EB325	PA-115AF
41060-EB326	PA-121AF
41060-F5027	PA-105AF
41060-F5029	PA-105AF
41060-F5085	PA-105AF
41060-G490A	PA-196AF
41060-G8191	PA-144AF
41060-G9501	PA-134AF
41060-H1025	PA-100AF
41060-M0125	PA-124AF
41060-M0825	PA-124AF
41060-M0826	PA-124AF
41060-M0827	PA-124AF
41060-M0828	PA-100AF
41060-M3228	PA-100AF
41060-M4325	PA-100AF
41060-M4925	PA-100AF

NISSAN	JAPANPARTS
41060-N4427	PA-108AF
41060-N8525	PA-108AF
41060-N9625	PA-108AF
41060-N9685	PA-108AF
41060-P6690	PA-105AF
41060-P9125	PP-122AF
41060-R5225	PA-108AF
41060-R9	PA-116AF
41060-R9025	PA-116AF
41060-R9025	PA-116AF
41060-R9	
41060-R9090	PA-116AF
41060-R9093	PA-116AF
41060-S0426	PA-108AF
41060-S3427	PA-108AF
41060-T7891	PA-134AF
41060-T7893	PA-134P
41060-T7893	PA-134AF
41060-T7894	PA-134AF
41060-U4026	PA-102AF
41060-U6727	PA-112AF
41060-U6728	PA-112AF
41060-U7426	PA-112AF
41060-U8725	PA-108AF
41060-U8925	PA-108AF
41060-U9525	PA-112AF
41060-U9525	PA-108AF
41060-V6728	PA-112AF
41060-V6791	PA-111AF
41060-V6791	PA-111P
41060-V6794	PA-111P
41060-V6794	PA-111AF
41060-V7085	PA-137AF
41060-V7091	PA-137AF
41060-VB290	PA-178AF
41060-VC091	PA-178AF
41060-W1225	PA-105AF
41060-W2225	PA-105AF
41060-W2226	PA-105AF
41060-W2285	PA-105AF
41060-W2725	PA-105AF
41060-W2727	PA-105AF
41060-W5626	PA-112AF

41060-W5627	PA-112AF
4106000QAD	PA-151AF
410606N091	PA-150AF
410606N0X1	PA-150AF
4106095FOA	PA-150AF
4106095F0B	PA-150AF
41060BM525	PA-179AF
4160-04B25	PA-103AF
41L26-41L27	DI-133
43200-00Q0C	TA-112
43200-00QAG	TA-112
43202-03E01	DP-124
43202-08M02	TA-116
43206-00QAA	DP-102
43206-00QAB	DP-103
43206-00QAC	DP-103
43206-00QAD	DP-103
43206-02P01	DP-112
43206-05J03	DP-116
43206-05J04	DP-116
43206-06P00	DP-117
43206-06P01	DP-117
43206-07P00	DP-118
43206-07P01	DP-118
43206-07P11	DP-118
43206-08G11	TA-113
43206-0F001	TA-109
43206-14F09	DP-114
43206-14F10	DP-114
43206-15G11	TA-114
43206-16E06	DP-197
43206-1HA0A	TA-115
43206-21B10	TA-119
43206-24P01	DP-113
43206-2F010	TA-102
43206-2S600	TA-103
43206-31G11	TA-114
43206-31U12	DP-101
43206-32G01	DP-119
43206-42R01	DP-016
43206-43P01	DP-199
43206-43P01/2	DP-199
43206-43P02	DP-199
43206-44F01	DP-121

43206-44F02	DP-121
43206-4U001	DP-101
43206-4U103	DP-156
43206-50Y10	TA-106
43206-53A01	DP-136
43206-54C01	DP-126
43206-54C03	DP-131
43206-58Y01	DP-130
43206-5F001	DP-198
43206-5F011	TA-105
43206-5F013	TA-105
43206-88E03	DP-123
43206-8H305	DP-158
43206-8H701	DP-158
43206-97J10	TA-108
43206-99B25	PP-197AF
43206-99B85	PP-197AF
43206-99J01	DP-015
43206-99J04	DP-155
43206-AX650	TA-104
43206-C6000	TA-100
43206-CA000	DP-106
43206-EB300	DP-100
43206-EB360	TA-120
43206-EG000	DP-106
43206-G9500	TA-100
43206-JD00A	DP-120
43206-MB600	DP-107
43206-N9500	DP-111
43206-N9501	DP-111
43206-N9502	DP-111
43206-P9600	DP-115
43206-P9601	DP-115
43206-VB000	DP-116
43206-VM00B	TA-113
43206-VM30B	TA-103
43206-WL000	DP-106
43206W710	TA-103
4320637G10	TA-107
432064Z801	TA-111
432066N000	TA-111
432069C000	TA-117
43207-9X100	DP-104
43211-07P11	DP-113

NISSAN	JAPANPARTS
43222-50A00	TA-116
44000 P7200	CS-155
44010 P7200	CS-155
44010-N3001	CS-155
44010-S5900	CS-150
440101W610	TA-103
44060-00QAG	GF-105AF
44060-01A25	GF-101AF
44060-01A25	GF-101AF
44060-41	
44060-01B25	GF-103AF
44060-01J25	GF-140AF
44060-01P25	PP-122AF
44060-01P90	PP-122AF
44060-01P91	PP-121AF
44060-01P92	PP-122AF
44060-01W25	GF-128AF
44060-04A25	GF-104AF
44060-04B25	GF-103AF
44060-04S26	PP-121AF
44060-04S27	PP-121AF
44060-04U86	PP-129AF
44060-05N25	GF-138AF
44060-05W25	GF-128AF
44060-06F25	GF-106AF
44060-08E90	PP-123AF
44060-08G25	GF-138AF
44060-0M890	PP-196AF
44060-0N690	PP-127AF
44060-0X825	GF-109AF
44060-10V85	PP-124AF
44060-16C25	GF-138AF
44060-16C26	GF-137AF
44060-16C26	GF-138AF
44060-18025	GF-124AF
44060-18B25	GF-124AF
44060-18B25	GF-103AF
44060-20J25	GF-140AF
44060-20W25	GF-129AF
44060-21B25	GF-103AF
44060-21G25	GF-129AF
44060-21G25	GF-136AF
44060-21P86	PP-124AF

44060-25G25	GF-136AF
44060-28B25	GF-103AF
44060-32G85	PP-128AF
44060-32G86	PP-128AF
44060-33F90	PP-121AF
44060-35F90	PP-121AF
44060-35F91	PP-122AF
44060-35F91	PP-194AF
44060-3F025	PP-015AF
44060-3J325	GF-199AF
44060-41A25	GF-101AF
44060-45L85	PP-124AF
44060-47L25	GF-134AF
44060-47L26	GF-134AF
44060-50100	GF-107AF
44060-50125	GF-107AF
44060-50A86	PP-125AF
44060-50Y25	GF-142AF
44060-54C91	PP-127AF
44060-55L25	GF-134AF
44060-56L25	GF-134AF
44060-56L26	GF-134AF
44060-56L27	GF-134AF
44060-58S85	PP-124AF
44060-58Y86	PP-133AF
44060-60Y25	GF-134AF
44060-61E90	PP-123AF
44060-68A25	GF-101AF
44060-70J26	PP-015AF
44060-70J28	GF-010AF
44060-70N25	GF-134AF
44060-73A85	PP-125AF
44060-78N91	PP-124AF
44060-7C325	GF-195AF
44060-80W25	GF-129AF
44060-8H385	PP-154AF
44060-8H725	GF-115AF
44060-8M126	GF-191AF
44060-90E90	PP-123AF
44060-99B25	PP-197AF
44060-99B26	GF-197AF
44060-9C025	GF-195AF
44060-AV725	PP-138AF
44060-AX625	GF-013AF

44060-CA00J	GF-114AF
44060-CY025	GF-141AF
44060-D0125	GF-100AF
44060-D0125	GF-100AF
44060-M4	
44060-D3590	PP-123AF
44060-D5725	GF-134AF
44060-EA025	GF-108AF
44060-EB325	PP-130AF
44060-EB327	GF-113AF
44060-H6126	GF-126AF
44060-H7225	GF-124AF
44060-M0225	GF-112AF
44060-M1025	GF-112AF
44060-M4925	GF-100AF
44060-M6126	GF-126AF
44060-M7025	GF-100AF
44060-N8426	PP-120AF
44060-N9594	PP-121AF
44060-P6525	PP-120AF
44060-P9125	PP-122AF
44060-P9194	PP-122AF
44060-Q0101	GF-106AF
44060-Q0125	GF-106AF
44060-Q1225	GF-106AF
44060-T0425	GF-132AF
44060-T6025	GF-129AF
44060-T6425	GF-132AF
44060-U8725	GF-106AF
44060-V6786	PP-124AF
44060-VB190	PP-137AF
4406000QAE	PP-102AF
4406000QAF	PP-109AF
440600W725	GF-196AF
4406020J85	PP-136AF
4406032J85	PP-136AF
4406037G25	GF-196AF
4406037G26	GF-196AF
4406056G26	GF-196AF
440609X129	GF-109AF
44060BM426	PP-015AF
44070-04A25	GF-104AF
44076 9X126	GF-110AF
44100-00QAC	CS-114

NISSAN	JAPANPARTS
44100-01A00	CS-166
44100-01J11	CS-196
44100-01W01	CS-170
44100-04B00	CS-107
44100-05N10	CS-178
44100-08G10	CS-173
44100-08W10	CS-168
44100-08W11	CS-168
44100-08W12	CS-168
44100-08W22	CS-189
44100-0X800	CS-186
44100-0X900	CS-111
44100-13A00	CS-169
44100-17C10	CS-171
44100-35G10	CS-175
44100-37G01	CS-174
44100-37G10	CS-190
44100-37G10	CS-174
44100-37G11	CS-190
44100-3W400	CS-183
44100-50C10	CS-191
44100-55S10	CS-106
44100-60A10	CS-192
44100-60A11	CS-192
44100-60A12	CS-192
44100-6F611	CS-188
44100-70J20	CD-199
44100-70J21	CD-199
44100-7F000	CS-187
44100-7F001	CS-187
44100-9X125	CS-119
44100-AX600	CS-125
44100-C7100	CS-172
44100-C7101	CS-172
44100-D0100	CS-193
44100-D0101	CS-193
44100-D0102	CS-193
44100-D0110	CS-109
44100-D5500	CS-176
44100-D5510	CS-176
44100-D6200	CS-115
44100-EB360	CS-118
44100-ED010	CS-117

44100-G2800	CS-179
44100-G5110	CS-180
44100-G5110	CS-181
44100-G5111	CS-181
44100-G5510	CS-182
44100-H6120	CS-164
44100-M4901	CS-101
44100-M7000	CS-100
44100-N4601	CS-110
44100-N4602	CS-150
44100-Q1100	CS-108
44100-Q1110	CS-108
44100-U8710	CS-104
44100-U9200	CS-102
44101-3J310	CS-161
44101-70J20	CS-199
44101-70J20	CS-199
44101-H6120	CS-162
44110 N3001	CS-155
45022-634-671	PA-100AF
52000848	CS-098
52000849	CS-099
52005350	TA-098
55200-62810	PA-135AF
55200-63810	PA-806AF
55250-64B10	PA-135AF
55251-64B10	PA-135AF
58101-33C00	PA-590AF
58101-33C00	PA-144AF
58205-22-C00	GF-134AF
623.5709	CS-195
623.5921	CS-194
6903011	CS-116
72519-1630	PA-101AF
72519-1631	PA-101AF
72519-1990	PA-101AF
77003-14064	DI-120
77003-14107	DP-102
7701054772	PP-109AF
AY040-NS121	PA-118AF
AY040-NS807	PA-134AF
AY040-NS924	PA-134AF
D1060-11P26	PA-195AF
D1060-11P28	PA-195AF

D1060-11P87	PA-195AF
D1060-11P90	PA-195AF
D1060-11P91	PA-195AF
D1060-11P92	PA-111AF
D1060-11P92	PA-111P
D1060-11P93	PA-195AF
D1060-11P93	PA-111AF
D1060-11P93	PA-111P
D1060-11P94	PA-195AF
D1060-1BN0A	PA-115AF
D1060-1HA0A	PA-800AF
D1060-1KA1A	PA-143AF
D1060-1MF0A	PA-115AF
D1060-2S790	PA-137AF
D1060-2Y991	PA-143AF
D1060-32E92	PA-195AF
D1060-32E94	PA-195AF
D1060-3Y690	PA-120AF
D1060-88E85	PA-143AF
D1060-88E86	PA-143AF
D1060-88E87	PA-143AF
D1060-88E89	PA-143AF
D1060-88E90	PA-143AF
D1060-88E91	PA-143AF
D1060-BM40A	PA-015AF
D1060-BM50A	PA-179AF
D1060-C7192	PA-134P
D1060-C7192	PA-134AF
D1060-C7194	PA-134AF
D1060-C7194	PA-134P
D1060-C7194	PA-134P
D1060-C7892	PA-134AF
D1060-C7892	PA-134P
D1060-C8186	PA-134P
D1060-C8186	PA-134AF
D1060-CD00C	PA-113AF
D1060-EM10A	PA-143AF
D1060-JD00A	PA-123AF
D1060-JE00A	PA-123AF
D1060-JX50B	PA-128AF
D1060-MB600	PA-117AF
D1060-MB60A	PA-117AF
D1060-V6790	PA-195AF
D1060-V6793	PA-195AF
D1060-V6794	PA-111P

NISSAN	JAPANPARTS
D1060-V6794	PA-111AF
D1060-VK190	PA-130AF
D10601JY00	PA-127AF
D1060JL00E	PA-146AF
D1060JL00K	PA-146AF
D106M-N1887	PA-135AF
D106M-N2585	PA-143AF
D106M-S1827	PA-135AF
D106M-S3685	PA-134AF
D10F0-CD028	PA-113AF
D4060 9N00A	PP-154AF
D4060-01P90	PP-122AF
D4060-01P90	PP-121AF
D4060-01P91	PP-121AF
D4060-01W00	GF-128AF
D4060-04S26	PP-121AF
D4060-04S27	PP-121AF
D4060-1HD3B	GF-117AF
D4060-33F90	PP-121AF
D4060-35F90	PP-121AF
D4060-35F91	PP-121AF
D4060-8H385	PP-154AF
D4060-8H725	GF-115AF
D4060-8M126	GF-191AF
D4060-JA00A	PP-154AF
D4060-JA00J	PP-154AF
D4060-JX00A	GF-116AF
D4060-MA000	PP-101AF
D4060-N9594	PP-121AF
D4060MB40A	PP-100AF
D40F0-CD026	PP-119AF
D4M60-9N00A	PP-154AF
D4M60-9N00B	PP-154AF
DA060-05B25	PA-103AF
DA060-05B25	PA-101AF
DA060-06F93	PA-141AF
DA060-13A85	PA-101AF
DA060-31E86	PA-111AF
DA060-31E86	PA-111P
DA060-32E94	PA-111AF
DA060-32E94	PA-111P
DA060-B9525	PA-108AF
DA060-D1485	PA-105AF

DA060-D1486	PA-108AF
DA060-M3290	PA-100AF
DA060-M4990	PA-112AF
DA060-T7890	PA-134AF
DA060-T7890	PA-134P
DA060-W5627	PA-112AF
DA060EB325	PA-115AF
DD060-P6525	PP-120AF
L35-40	PA-180AF
NISSAN L35-40	PA-180AF
OPEL	JAPANPARTS
542120	PA-W12AF
93171497	DI-011
93171500	DI-009
93183140	PP-005AF
93190338	PP-005AF
PIAGGIO	JAPANPARTS
04495-87Z01000	GF-699AF
4351287202000	DI-696
PONTIAC	JAPANPARTS
12510-024	GF-098AF
ROVER	JAPANPARTS
GBP90314AF	PA-430AF
SAAB	JAPANPARTS
12762291	DP-006
93188377	DP-007
SMART	JAPANPARTS
004329V001000000	TA-M00
4341V002000000	DI-M00
4514210010	PA-M00AF
4514210112	DI-M00
4514230008	GF-M00AF
454 420 00 18	CS-525
45442-00001	DI-M01
45442-00072	DP-M00
48311-05010	CS-S99
7333V0010000	GF-M00AF
96320670/96518606	CS-W02
C0001431V00200000	PA-M00AF
C0003414V00200000	DI-M00
C0004331V002000000	CS-M03
C0004332V002000000	CS-M01
C0006644V001000000	CS-M02
C0006645V001000000	CS-M00

SSANGYONG	JAPANPARTS
41441-05000	DI-S00
41441-08000	DI-S05
41441-08030	DI-S01
41441-08130	DI-S04
41441-09100	DI-S03
41441-21000	DI-S02
4144105110	DI-S00
4144106210	DI-S00
4144106211	DI-S00
4144134000	DI-S06
48130-05000	PA-K14AF
48130-05100	PA-997AF
48130-05110	PA-997AF
48130-08152	PA-S02AF
48130-08260	PA-H05AF
48130-08BA0	PA-H05AF
48130-091A0	PA-H05AF
48130341A0	PA-H14AF
4813A-21100	PA-S01AF
482220-05000	GF-194AF
48250-01000	GF-S99AF
48311 05010	CS-S99
4833A-34010	GF-S02AF
4833A34000	GF-S03AF
483KT05010	GF-S01AF
48401-05100	DP-S00
48401-05101	DP-S99
48401-09000	DP-S02
48401-09100	DP-S01
48401-21000	DP-S01
48401-34000	DP-S04
4840134100	DP-S03
48411-05000	PP-997AF
48413-08051	PP-S01AF
48413-090A1	PP-S01AF
48413-091A1	PP-S02AF
48413-21A10	PP-S02AF
48413341A0	PP-K06AF
SUBARU	JAPANPARTS
04465-B1110	PA-809AF
25177-GA-380	CS-702
25177-GA350	CS-704
25177-GA360	CS-711

SUBARU	JAPANPARTS
25178-GA100	GF-705AF
25178-GA180	GF-704AF
25178-GA200	GF-705AF
25178-GA210	GF-704AF
25178-GA211	GF-704AF
25178-GA290	GF-704AF
25178-GA310	GF-704AF
25178-GA400	GF-705AF
25191-GA530	PP-700AF
25191-GA531	PP-700AF
25191-GA532	PP-700AF
25191-GA560	PA-703AF
25191-GA720	PA-703AF
25191-GA730	PA-703AF
25191-GA930	PA-703AF
25191-GA970	PP-700AF
25431-GA170	DI-703
25431-GA171	DI-703
25431-GA180	DP-700
25431-GA181	DP-700
25431-GA200	DI-703
25431-GA210	DP-700
26214-KA020	GF-797AF
26214-KA022	GF-797AF
26221-KA040	CS-799
26221-KA050	CS-798
26221-KA052	CS-798
26256-AA001	CS-713
26256-AA011	CS-712
26256-AA000	CS-703
26256-AA010	CS-705
26257-A010	GF-798AF
26257-A020	GF-798AF
26257-AA000	GF-798AF
26257-AA020	GF-709AF
26257-AA030	GF-798AF
26257-AA040	GF-709AF
26257-AA050	GF-709AF
26290-KA080	GF-797AF
26290-KA090	GF-797AF
26290-KA100	GF-797AF
26290-TA070	PA-795AF
26296-AG040	PA-706AF

26296-FE081	PA-706AF
26296-SA030	PA-706AF
26296-AA000	PA-705AF
26296-AA020	PA-705AF
26296-AA030	PP-701AF
26296-AA060	PP-701AF
26296-AA130	PP-701AF
26296-AC010	PA-711AF
26296-AC011	PA-711AF
26296-AC050	PA-796AF
26296-FA000	PA-705AF
26296-FE020	PA-706AF
26296-XA010	PA-709AF
26298-AA030	GF-710AF
26300-AE071	DI-711
26300-SA000	DI-725
26300-SA001	DI-725
26300-XA00A	DI-712
26300FE070	DI-713
26310-AA010	DI-705
26310-AA011	DI-705
26310-AA031	DI-706
26310-AA050	DP-701
26310-AA111	DP-702
26310-AA120	DI-711
26310-AC040	DI-725
26310-PA030	DI-710
26310-PA070	DP-703
26310-PA100	DP-703
26311-KA000	DI-707
26340AA010	TA-700
26690-KC000	GF-797AF
26694-AG000	GF-711AF
26694FG000	GF-515AF
26696-AG010	PP-704AF
26696-AG030	PP-704AF
26696-FA010	PP-702AF
26696-FC002	PP-702AF
26696-FE050	PP-703AF
26696-XA010	PP-705AF
26696XA000	PP-705AF
26700-AE062	DP-707
26700-AE080	DP-705
26700-AG000	DP-706

26700-AG001	DP-706
26700-FE050	DP-709
26700-FG000	DP-708
26700-XA00A	DP-704
29296-AA080	PP-701AF
29296-PA060	PP-701AF
41060-12A25	PA-101AF
41060-25A25	PA-101AF
53401-76G00	CS-799
62520-0173	CS-700
62520-0182	CS-702
62520-0372	CS-704
62520-1111	GF-701AF
629031090	PA-702AF
7251-77160	CS-706
7251-77310	CS-707
72516-1760	GF-701AF
72517-7331	CS-708
72517-7371	CS-709
72517-8040	GF-700AF
72517-8140	GF-707AF
72517-8150	GF-707AF
72517-8160	GF-707AF
72517-8170	GF-808AF
72517-8450	GF-707AF
72517-8460	GF-707AF
72517-8470	GF-707AF
72517-8480	GF-808AF
72517-8481	GF-808AF
72517-8520	GF-707AF
72519-1072	PA-701AF
72519-1073	PA-701AF
72519-1075	PA-701AF
72519-1082	PA-701AF
72519-1083	PA-701AF
72519-1084	PA-701AF
72519-1095	PA-701AF
72519-1220	PA-101AF
72519-1630	PA-101AF
72519-1631	PA-101AF
72519-1990	PA-101AF
72519-3010	PA-710AF
72519-3011	PA-710AF
72519-3040	PA-707AF

SUBARU	JAPANPARTS
72519-3041	PA-707AF
72543-1000	DI-700
72543-1070	DI-701
72543-1090	DI-704
72543-1092	DI-704
72543-1150	DI-702
72543-1290	DI-709
72543-1300	DI-702
72543-1301	DI-702
72543-1310	DI-702
SUZUKI	JAPANPARTS
00000-A-00154	PA-899AF
00000-A00155	GF-899AF
00000-A00156	GF-899AF
00000-A00529	CS-894
00000-A00902	GF-899AF
00000-A01220	GF-899AF
00000A00159	CS-899
06902317.0	CS-895
06905238.0	CS-896
26257-A010	GF-800AF
43500-83810	TA-801
43511-52D00	TA-812
43511-60A00	TA-803
43511-60G00	TA-811
43511-60G10	TA-811
43511-62B00	TA-810
43511-65D10	TA-805
43511-70G20	TA-808
43511-75F02	TA-814
43511-76A00	TA-813
43511-83001	TA-800
43511-A60A00	TA-803
43511-A83003	TA-802
4351160F00	TA-815
4351177E00	TA-816
4351184040	TA-815
52200-56200	GF-898AF
52200-56810	GF-898AF
52200-56820	GF-898AF
52202-72050	GF-801AF
52210-56A50	GF-808AF
52210-60010	GF-805AF

52210-72040	GF-800AF
52210-72041	GF-800AF
52210-72050	GF-801AF
52210-72070	GF-800AF
52210-75140	GF-805AF
52210-77200	GF-801AF
52210-77270	GF-801AF
52210-78010	GF-802AF
52210-78410	GF-802AF
52210-78470	GF-802AF
52210-79241	GF-801AF
52210-79260	GF-801AF
52210-80040	GF-801AF
52210-80050	GF-804AF
52210-80070	GF-804AF
52210-82020	GF-807AF
52210-82021	GF-807AF
52210-82040	GF-806AF
52210-82041	GF-806AF
52210-82070	GF-806AF
52210-84010	GF-808AF
52210-84040	GF-801AF
52210-85050	GF-804AF
52210-85400	GF-801AF
52210-86000	GF-807AF
52401-73040	CS-806
52401-73041	CS-806
52401-79240	CD-801
52401-85200	CS-815
52401-M79220	CD-801
52402-73040	CD-806
52402-73041	CD-806
52402-79240	CS-801
52403-73040	CS-807
52403-73041	CS-807
52403-79240	CS-800
52403-85200	CS-814
52403-M79220	CS-800
52404-73040	CD-807
52404-73041	CD-807
52404-79240	CD-800
52404-M79220	CD-800
53200-56200	GF-814AF
53200-56810	GF-814AF

53200-56810	GF-898AF
53200-56820	GF-814AF
53200-60810	GF-812AF
53200-60820	GF-813AF
53200-60821	GF-813AF
53200-60840	GF-811AF
53200-60880	GF-830AF
53200-62J01	GF-815AF
53200-62J01-000	GF-815AF
53200-65D01	GF-818AF
53200-65J00	GF-824AF
53200-65J01-000	GF-824AF
53200-70820	GF-820AF
53200-70822	GF-820AF
53200-75F01	GF-797AF
53200-76G10	GF-822AF
53200-76G31	GF-822AF
53200-77811	GF-894AF
53200-79J00	GF-817AF
53200-81A11-000	GF-411AF
53200-84E00	GF-821AF
53200-M68K00	GF-825AF
53201-70A00	GF-810AF
53202-70A00	GF-810AF
53202-82200	GF-810AF
53210-60A00	GF-812AF
53210-60B00	GF-813AF
53210-60B10	GF-813AF
53210-70C00	GF-811AF
53210-70C00	GF-810AF
53210-70C10	GF-811AF
53210-80050	GF-804AF
53210-80070	GF-804AF
53210-85200	GF-809AF
53210-85201	GF-809AF
53210-85260	GF-809AF
53210-86000	GF-811AF
53210-86040	GF-811AF
53400-58040	CD-802
53400-75140	CS-800
53400-78410	CS-808
53400-80040	CD-802
53401-56A00	CS-813
53401-56B00	CD-815

SUZUKI	JAPANPARTS
53401-56B60	CS-830
53401-60A00	CS-820
53401-62J00	CS-846
53401-63B00	CS-832
53401-65D00	CS-824
53401-70C00	CS-892
53401-76G00	CS-841
53401-79740	CS-803
53401-80040	CS-802
53401-80050	CS-811
53401-81010	CS-809
53401-81A00	CS-842
53401-82030	CS-818
53401-83040	CS-812
53401-83310	CS-804
53401-83E00	CS-840
53401-84010	CS-810
53401-85200	CS-817
53401-86040	CS-819
53401-M84010	CS-810
53402-56B00	CS-822
53402-56B60	CS-829
53402-60A00	CS-821
53402-63B00	CS-837
53402-65D00	CS-823
53402-70C00	CS-893
53402-79740	CD-803
53402-80050	CD-811
53402-81A00	CS-457
53402-83040	CD-812
53402-83300	CD-812
53402-85200	CS-816
53800-60800	GF-808AF
53800-60F90	GF-808AF
53800-M70F10	GF-808AF
54710-72040	GF-805AF
54710-72070	GF-805AF
55110-70A00	PA-803AF
55110-70A00	PA-803P
55110-80000	PA-803P
55110-80000	PA-803AF
55110-80010	PA-803AF
55110-80010	PA-803P

5511083300	PA-898AF
5511083810	PA-898AF
55200-50J02	PA-807AF
55200-56831	PA-897AF
55200-56852	PA-404AF
55200-60810	PA-806AF
55200-60810	PA-806P
55200-60820	PA-806P
55200-60820	PA-806AF
55200-60a41	PA-806AF
55200-60a41	PA-806P
55200-60B11-000	PA-805AF
55200-60B50	PA-404AF
55200-61810	PA-135AF
55200-61840	PA-135AF
55200-61880	PA-805AF
55200-62810	PA-135AF
55200-62830	PA-135AF
55200-62860	PA-135AF
55200-63810	PA-806P
55200-63810	PA-806AF
55200-65J10	PA-802AF
55200-65J11	PA-802AF
55200-70810	PA-803P
55200-70810	PA-803AF
55200-70812	PA-803AF
55200-70812	PA-803P
55200-70860	PA-404AF
55200-77E00	PA-893AF
55200-80E10	PA-818AF
55200-82830	PA-804AF
55200-84A00-000	PA-897AF
55200-86810	PA-805AF
55200-86820	PA-805AF
5520067D00	PA-897AF
5520067D11	PA-802AF
552050-60B80	PA-805AF
55210-56A50	PA-404AF
55210-78450	PA-404AF
55210-78460	PA-404AF
55210-82020	PA-804AF
55210-85000	PA-404AF
55210-85200	PA-404AF
55210-86030	PA-805AF

55211-56B00	DI-808
55211-56B00-000	DI-808
55211-60A00	DI-807
55211-65D01	DI-809
55211-65D10	DI-811
55211-65D11	DI-811
55211-65D13	DI-819
55211-65J00	DI-821
55211-76J00-000	DI-824
55211-76J01-000	DI-824
55211-76J10-000	DI-808
55211-76J11-000	DI-825
55211-77E00	DI-816
55211-80000	DI-807
55220-82020	PA-804AF
55220-86030	PA-805AF
55230-86030	PA-805AF
55250-60B80	PA-805AF
55250-64800	PA-135AF
55250-64B00	PA-135AF
55250-64B01	PA-135AF
55250-64B10	PA-135AF
55250-64B20	PA-135AF
55251-60B80	PA-805AF
55251-64B00	PA-135AF
55251-64B01	PA-135AF
55251-64B10	PA-135AF
55251-64B20	PA-135AF
55300-86820	PA-805AF
55311-57K01-000	DI-823
55311-60B11	DI-801
55311-60B30	DI-806
55311-61G00	DI-814
55311-61G01	DI-814
55311-62G00	DI-891
55311-62G01	DI-891
55311-62J00	DI-815
55311-62J00-000	DI-815
55311-68L00	DI-826
55311-68L50	DI-826
55311-75F00	DI-812
55311-79J01	DI-820
55311-80F00	DI-806
55311-80F01	DI-806

SUZUKI	JAPANPARTS
55311-80G00	DI-890
55311-83E00	DI-818
55311-86G02	DI-817
55311-M68K10	DI-822
55312-57K01-000	DI-823
55511-60A00	DI-807
55511-60B30	DI-806
55511-60B40	DI-805
55511-75100	DI-802
55511-78400	DI-800
55511-78401	DI-800
55511-80000	DI-807
55511-82000	DI-801
55511-82001	DI-801
55511-86030	DI-804
55511-86031	DI-804
55611-64B00	DP-800
55611-64B01	DP-800
55611-68L00-000	DP-801
5561168L00	DP-801
55800-60G00	PA-896AF
55800-61G50	PA-816AF
55800-61G60	PA-816AF
55800-61G70	PA-816AF
55800-62G01	PP-601AF
55800-62G60	PA-816AF
55800-68420	PP-800AF
55800-68L00-000	PP-801AF
55810-54G50	PA-810AF
55810-54G61	PA-810AF
55810-57K00	PA-820AF
55810-57K00-000	PA-820AF
55810-62J00	PA-800AF
55810-62J01-000	PA-800AF
55810-62J20-000	PA-800AF
55810-62J31-000	PA-800AF
55810-63J00	PA-820AF
55810-63J00-000	PA-820AF
55810-64G00	PA-815AF
55810-68L00-000	PA-343AF
55810-71L02-000	PA-820AF
55810-75F00	PA-813AF
55810-75F10	PA-813AF

55810-75F32	PA-813AF
55810-76G10	PA-825AF
55810-79J00	PA-801AF
55810-80G01	PA-809AF
55810-80J51	PA-819AF
55810-83E00	PA-885AF
55810-M68K00-000	PA-809AF
55860-64B00	PP-800AF
55870-64B00	PP-800AF
623.5662	CS-896
623.5708	CS-116
69023170	CS-895
72517-8170	GF-808AF
72517-8480	GF-808AF
72517-8481	GF-808AF
96052404	DI-801
96058796	DI-807
AS-018L	CS-893

TATA (TELCO)	JAPANPARTS
00000-A00156	GF-899AF
004491-87719	PA-697AF
04465-17101	PA-203AF
04465-20100	PA-293AF
04465-44020	PA-264AF
04465-52011	PA-203AF
04491-100101	PA-202AF
04491-10020	PA-600AF
04491-10041	PA-202AF
04491-10042	PA-202AF
04491-10142	PA-202AF
04491-12012	PA-124AF
04491-12081	PA-210AF
04491-12093	PA-228AF
04491-12260	PA-229AF
04491-14033	PA-228AF
04491-14141	PA-242AF
04491-14141	PA-231AF
04491-14150	PA-701AF
04491-14210	PA-245AF
04491-14210	PA-265AF
04491-14230	PA-245AF
04491-14230	PA-265AF
04491-17120	PA-258AF
04491-20032	PA-228AF

04491-20051	PA-228AF
04491-20100	PA-235AF
04491-20111	PA-228AF
04491-20220	PA-235AF
04491-20380	PA-249AF
04491-20720	PA-237AF
04491-22071	PA-108AF
04491-22111	PA-108AF
04491-22170	PA-232AF
04491-22171	PA-232AF
04491-22172	PA-232AF
04491-26071	PA-247AF
04491-28081	PA-242AF
04491-28120	PA-242AF
04491-28220	PA-259AF
04491-30150	PA-116AF
04491-30170	PA-116AF
04491-30171	PA-116AF
04491-32010	PA-235AF
04491-32081	PA-235AF
04491-32151	PA-237AF
04491-32152	PA-237AF
04491-35010	PA-224AF
04491-35021	PA-224AF
04491-35061	PA-247AF
04491-50020	PA-264AF
04491-60030	PA-236P
04491-60030	PA-236AF
04491-60050	PA-236AF
04491-60050	PA-236P
04491-60080	PA-254P
04491-60080	PA-254AF
04491-87603	PA-601AF
04491-87605	PA-601AF
04491-87716	PA-602AF
04492-12031	PP-207AF
04492-14071	PP-210AF
04492-14100	PP-206AF
04492-20010	PP-213AF
04492-20011	PP-213AF
04492-20021	PP-213AF
04492-20060	PP-213AF
04492-32080	PP-213AF
04492-50020	PP-212AF

TATA (TELCO)	JAPANPARTS
04492-60020	PP-210AF
04492-87102	PP-601AF
04492-87702	PP-600AF
04494-87602	GF-600AF
04494-87604	GF-600AF
04495-10050	GF-200AF
04495-10081	GF-236AF
04495-12060	GF-206AF
04495-12062	GF-206AF
04495-12081	GF-234AF
04495-12090	GF-234AF
04495-12150	GF-299AF
04495-12181	GF-299AF
04495-12181	GF-206AF
04495-16020	GF-206AF
04495-16021	GF-209AF
04495-20150	GF-201AF
04495-22021	GF-240AF
04495-22040	GF-240AF
04495-22040A	GF-240AF
04495-25110	GF-239AF
04495-28010	GF-206AF
04495-60010	GF-205AF
04495-60020	GF-205AF
04495-60050	GF-205AF
04495-87401	GF-601AF
04495-87502	GF-604AF
04495-87602	GF-607AF
04495-87605	GF-607AF
04495-87606	GF-607AF
04495-87706	GF-611AF
04495-87709	GF-603AF
04879-138AC	DI-996
0820-33-625A	PA-304AF
0K01A-33-251D	DI-K09
0K2A-33-23Z	PA-K02AF
0K55B-33-251	DI-K03
0K9A6-26-23ZA	GF-K00AF
2101-3502040	CS-000
2654 4210 0135	TA-005
2654 4213 0141	TA-005
2654 4280 0128	PA-003AF
2654-4230-0119	CS-003

2654-4230-0132	GF-003AF
2654-4230-0133	GF-003AF
2654-4230-0134	GF-003AF
265442300151	GF-003AF
2667 3375 3701	DI-005
2699 4280 0137	GF-003AF
270242100185	PA-805AF
270242103714	DI-081
2719-4210-0114	PA-001AF
271942103701	DI-017
271942103704	DI-016
277942100114	PA-080AF
277942103704	DI-080
277942300125	CS-002
277942300126	CS-004
277942300130	CS-004
277942300130	CS-002

TOYOTA	JAPANPARTS
004491-12030	PA-228AF
04465-02030	PA-201AF
04465-02050	PA-216AF
04465-02061	PA-211AF
04465-02130	PA-211AF
04465-02190	PA-244AF
04465-02200	PA-250AF
04465-02210	PA-250AF
04465-02280	PA-244AF
04465-05020	PA-282AF
04465-05050	PA-221AF
04465-05080	PA-221AF
04465-05090	PA-221AF
04465-05131	PA-206AF
04465-05210	PA-206AF
04465-05260	PA-276AF
04465-0D010	PA-204AF
04465-0D050	PA-238AF
04465-0F010	PA-244AF
04465-0H020	PA-217AF
04465-0K020	PA-226AF
04465-0K130	PA-225AF
04465-0K140	PA-226AF
04465-0K160	PA-243AF
04465-0W141	PA-219AF
04465-12540	PA-264AF

04465-12610	PA-269AF
04465-13020	PA-203AF
04465-13030	PA-212AF
04465-14080	PA-295AF
04465-14081	PA-295AF
04465-17101	PA-203AF
04465-20100	PA-293AF
04465-20120	PA-264AF
04465-25020	PA-285AF
04465-26050	PA-224AF
04465-26100	PA-286AF
04465-26320	PA-286AF
04465-28460	PA-270AF
04465-28490	PA-271AF
04465-2B020	PA-263AF
04465-30110	PA-295AF
04465-30270	PA-295AF
04465-30271	PA-295AF
04465-33320	PA-218AF
04465-35140	PA-291AF
04465-35210	PA-236AF
04465-35220	PA-214AF
04465-35270	PA-214AF
04465-35290	PA-205AF
04465-42080	PA-280AF
04465-42110	PA-280AF
04465-42130	PA-280AF
04465-42140	PA-230AF
04465-42160	PA-269AF
04465-42190	PA-230AF
04465-44020	PA-264AF
04465-44060	PA-213AF
04465-52010	PA-203AF
04465-52011	PA-203AF
04465-52200	PA-219AF
04465-52270	PA-220AF
04465-53010	PA-295AF
04465-59020	PA-281AF
04465-60020	PA-292AF
04465-60110	PA-292AF
04465-60120	PA-268AF
04465-60280	PA-272AF
04465-74020	PA-275AF
04465-YZZAA	PA-235AF

TOYOTA	JAPANPARTS
04465-YZZAB	PA-264AF
04465-YZZAD	PA-286AF
04465-YZZAL	PA-292AF
04465-YZZAX	PA-256AF
0446533440	PA-277AF
0446533450	PA-277AF
0446560120	PA-268AF
04466-02020	PP-257AF
04466-02060	PP-219AF
04466-02070	PP-257AF
04466-02180	PP-220AF
04466-02181	PP-220AF
04466-02190	PP-220AF
04466-05010	PP-200AF
04466-05040	PP-223AF
04466-0D010	PP-225AF
04466-0F010	PP-224AF
04466-12120	PP-213AF
04466-12130	PP-214AF
04466-14010	PP-294AF
04466-17080	PP-204AF
04466-20130	PP-219AF
04466-28020	PP-262AF
04466-28040	PP-258AF
04466-32010	PP-213AF
04466-33130	PP-216AF
04466-42020	PP-256AF
04466-42050	PP-256AF
04466-42060	PP-218AF
04466-47020	PP-214AF
04466-52010	PP-203AF
04466-52120	PP-214AF
04466-52140	PP-214AF
04466-60010	PP-210AF
04466-60020	PP-210AF
04466-60030	PP-259AF
04466-60070	PP-259AF
04466-60090	PP-210AF
04466-60110	PP-259AF
04466-60120	PP-221AF
04466-YZZC4	PP-259AF
04491-100101	PA-202AF
04491-10020	PA-600AF

04491-10030	PA-202AF
04491-10040	PA-202AF
04491-10041	PA-202AF
04491-10042	PA-202AF
04491-10060	PA-202AF
04491-10070	PA-202AF
04491-10101	PA-202AF
04491-10142	PA-202AF
04491-10160	PA-235AF
04491-12030	PA-228AF
04491-12031	PA-228AF
04491-12050	PA-210AF
04491-12060	PA-210AF
04491-12061	PA-210AF
04491-12063	PA-210AF
04491-12080	PA-210AF
04491-12081	PA-210AF
04491-12093	PA-228AF
04491-12190	PA-229AF
04491-12230	PA-235AF
04491-12231	PA-235AF
04491-12240	PA-235AF
04491-12241	PA-235AF
04491-12250	PA-235AF
04491-12260	PA-235AF
04491-12260	PA-229AF
04491-12280	PA-235AF
04491-12290	PA-235AF
04491-12320	PA-235AF
04491-12421	PA-235AF
04491-12590	PA-263AF
04491-12650	PA-264AF
04491-14011	PA-228AF
04491-14030	PA-228AF
04491-14031	PA-228AF
04491-14032	PA-228AF
04491-14033	PA-228AF
04491-14090	PA-228AF
04491-14140	PA-231AF
04491-14141	PA-242AF
04491-14141	PA-231AF
04491-14141	PA-235AF
04491-14150	PA-701AF
04491-14150	PA-229AF

04491-14160	PA-231AF
04491-14200	PA-245AF
04491-14210	PA-265AF
04491-14210	PA-245AF
04491-14230	PA-245AF
04491-14230	PA-265AF
04491-14240	PA-245AF
04491-16030	PA-235AF
04491-16040	PA-235AF
04491-16041	PA-235AF
04491-16050	PA-235AF
04491-16200	PA-235AF
04491-17020	PA-235AF
04491-17021	PA-235AF
04491-17100	PA-258AF
04491-17110	PA-258AF
04491-17120	PA-258AF
04491-20031	PA-228AF
04491-20032	PA-228AF
04491-20050	PA-228AF
04491-20051	PA-228AF
04491-20051	GF-601AF
04491-20100	PA-235AF
04491-20111	PA-228AF
04491-20170	PA-235AF
04491-20220	PA-235AF
04491-20310	PA-235AF
04491-20311	PA-235AF
04491-20360	PA-249AF
04491-20380	PA-249AF
04491-20390	PA-247AF
04491-20391	PA-247AF
04491-20480	PA-237AF
04491-20481	PA-237AF
04491-20501	PA-235AF
04491-20581	PA-247AF
04491-20680	PA-237AF
04491-20720	PA-237AF
04491-22150	PA-232AF
04491-22160	PA-232AF
04491-22161	PA-232AF
04491-22162	PA-232AF
04491-22170	PA-232AF
04491-22171	PA-232AF

TOYOTA	JAPANPARTS
04491-22172	PA-232AF
04491-25020	PA-285AF
04491-25030	PA-285AF
04491-25030	PA-267AF
04491-26040	PA-247AF
04491-26060	PA-224AF
04491-26070	PA-247AF
04491-26071	PA-247AF
04491-26100	PA-286AF
04491-26110	PA-286AF
04491-26150	PA-247AF
04491-26151	PA-247AF
04491-26160	PA-286AF
04491-26170	PA-286AF
04491-26180	PA-286AF
04491-26210	PA-286AF
04491-26250	PA-224AF
04491-26270	PA-286AF
04491-27010	PA-233AF
04491-28080	PA-242AF
04491-28081	PA-242AF
04491-28120	PA-242AF
04491-28150	PA-239AF
04491-28220	PA-259AF
04491-2B040	PA-293AF
04491-30150	PA-116AF
04491-30341	PA-295AF
04491-32010	PA-235AF
04491-32031	PA-235AF
04491-32081	PA-235AF
04491-32150	PA-237AF
04491-32152	PA-237AF
04491-33040	PA-264AF
04491-33040	PA-245AF
04491-33091	PA-245AF
04491-35010	PA-224AF
04491-35020	PA-224AF
04491-35021	PA-224AF
04491-35061	PA-247AF
04491-35070	PA-236AF
04491-35070	PA-236P
04491-35071	PA-236AF
04491-35071	PA-236P

04491-35080	PA-236P
04491-35080	PA-236AF
04491-35190	PA-254P
04491-35190	PA-254AF
04491-35200	PA-247AF
04491-50020	PA-245AF
04491-50020	PA-264AF
04491-50020	PA-265AF
04491-50060	PA-235AF
04491-60010	PA-236AF
04491-60010	PA-236P
04491-60030	PA-236P
04491-60030	PA-236AF
04491-60040	PA-236P
04491-60040	PA-236AF
04491-60050	PA-236P
04491-60050	PA-236AF
04491-60080	PA-254AF
04491-60080	PA-254P
04491-60110	PA-256AF
04491-60150	PA-292AF
04491-60160	PA-292AF
04491-60170	PA-292AF
04491-60180	PA-255AF
04492-12030	PP-207AF
04492-12031	PP-207AF
04492-14002	PA-259AF
04492-14070	PP-210AF
04492-14070	PP-261AF
04492-14071	PP-210AF
04492-14090	PP-206AF
04492-14100	PP-206AF
04492-14110	PP-206AF
04492-17010	PP-204AF
04492-17030	PP-204AF
04492-17040	PP-213AF
04492-20010	PP-213AF
04492-20011	PP-213AF
04492-20020	PP-213AF
04492-20021	PP-213AF
04492-20030	PP-213AF
04492-20050	PP-213AF
04492-20060	PP-213AF
04492-20090	PP-213AF

04492-20110	PP-294AF
04492-22010	PP-202AF
04492-22020	PP-202AF
04492-28020	PP-262AF
04492-32070	PP-213AF
04492-32080	PP-213AF
04492-50011	PP-212AF
04492-50020	PP-212AF
04492-60010	PP-210AF
04492-60020	PP-210AF
04494-60010	GF-210AF
04494-60020	GF-211AF
04495-05010	GF-220AF
04495-05020	GF-216AF
04495-0D020	GF-212AF
04495-0D040	GF-221AF
04495-0D090	GF-221AF
04495-0K010	GF-219AF
04495-0K060	GF-219AF
04495-0K070	GF-215AF
04495-0K120	GF-217AF
04495-10020	GF-200AF
04495-10021	GF-200AF
04495-10040	GF-200AF
04495-10041	GF-200AF
04495-10042	GF-200AF
04495-10050	GF-200AF
04495-10050	GF-202AF
04495-10060	GF-202AF
04495-10061	GF-202AF
04495-10070	GF-236AF
04495-10071	GF-236AF
04495-10080	GF-236AF
04495-10081	GF-236AF
04495-10110	GF-247AF
04495-10120	GF-247AF
04495-12010	GF-206AF
04495-12050	GF-206AF
04495-12051	GF-206AF
04495-12060	GF-206AF
04495-12061	GF-206AF
04495-12062	GF-206AF
04495-12070	GF-601AF
04495-12080	GF-234AF

TOYOTA	JAPANPARTS
04495-12081	GF-234AF
04495-12082	GF-234AF
04495-12083	GF-234AF
04495-12090	GF-234AF
04495-12111	GF-234AF
04495-12120	GF-299AF
04495-12141	GF-206AF
04495-12150	GF-299AF
04495-12170	GF-234AF
04495-12171	GF-234AF
04495-12181	GF-206AF
04495-12181	GF-299AF
04495-12220	GF-234AF
04495-14010	GF-601AF
04495-14020	GF-601AF
04495-14021	GF-601AF
04495-14040	GF-601AF
04495-14041	GF-601AF
04495-16010	GF-202AF
04495-16011	GF-202AF
04495-16020	GF-200AF
04495-16020	GF-209AF
04495-16020	GF-206AF
04495-16021	GF-209AF
04495-16021	GF-200AF
04495-16060	GF-200AF
04495-20011	GF-206AF
04495-20020	GF-601AF
04495-20021	GF-601AF
04495-20022	GF-601AF
04495-20050	GF-601AF
04495-20051	GF-601AF
04495-20060	GF-601AF
04495-20061	GF-601AF
04495-20070	GF-237AF
04495-20080	GF-601AF
04495-20090	GF-201AF
04495-20091	GF-201AF
04495-20092	GF-201AF
04495-20100	GF-201AF
04495-20101	GF-201AF
04495-20102	GF-201AF
04495-20120	GF-201AF

04495-20121	GF-201AF
04495-20150	GF-201AF
04495-22010	GF-234AF
04495-22010	GF-201AF
04495-22011	GF-206AF
04495-22011	GF-201AF
04495-22020	GF-240AF
04495-22020	GF-601AF
04495-22020	GF-201AF
04495-22021	GF-601AF
04495-22021	GF-240AF
04495-22021	GF-201AF
04495-22021	GF-206AF
04495-22040	GF-240AF
04495-22040	GF-601AF
04495-22041	GF-240AF
04495-22041	GF-601AF
04495-25010	GF-210AF
04495-25051	GF-224AF
04495-25051	GF-233AF
04495-25052	GF-233AF
04495-25060	GF-237AF
04495-25090	GF-224AF
04495-25090	GF-233AF
04495-25100	GF-233AF
04495-25101	GF-233AF
04495-25111	GF-239AF
04495-25120	GF-233AF
04495-25121	GF-233AF
04495-25122	GF-233AF
04495-25151	GF-239AF
04495-26020	GF-224AF
04495-26020	GF-233AF
04495-26021	GF-224AF
04495-26040	GF-233AF
04495-26040	GF-224AF
04495-26041	GF-233AF
04495-26051	GF-239AF
04495-26060	GF-239AF
04495-26061	GF-239AF
04495-26110	GF-237AF
04495-26111	GF-237AF
04495-26121	GF-237AF
04495-26180	GF-242AF

04495-27040	GF-601AF
04495-27041	GF-601AF
04495-27050	GF-601AF
04495-27051	GF-601AF
04495-28010	GF-206AF
04495-28011	GF-206AF
04495-28040	GF-237AF
04495-28041	GF-237AF
04495-28050	GF-237AF
04495-28051	GF-237AF
04495-35170	GF-237AF
04495-35200	GF-242AF
04495-36070	GF-229AF
04495-40020	GF-237AF
04495-40021	GF-237AF
04495-42050	GF-214AF
04495-42080	GF-214AF
04495-44010	GF-297AF
04495-52020	GF-204AF
04495-52100	GF-204AF
04495-60010	GF-205AF
04495-60011	GF-205AF
04495-60020	GF-205AF
04495-60021	GF-205AF
04495-60040	GF-237AF
04495-60041	GF-237AF
04495-60050	GF-205AF
04495-60051	GF-205AF
04495-60060	GF-205AF
04495-60061	GF-237AF
04495-74020	GF-204AF
04495-87401	GF-601AF
0449502070	GF-232AF
0449502120	GF-232AF
0449502180	GF-232AF
0449502190	GF-232AF
0449505040	GF-231AF
04497-12060	GF-234AF
04497-14010	GF-601AF
04497-14020	GF-601AF
04497-26020	GF-233AF
04497-26020	GF-224AF
04497-36080	GF-229AF
04497-36090	GF-229AF

TOYOTA	JAPANPARTS
0466-60020	PP-210AF
1011-26-610D	CS-259
14491-24080	PA-285AF
14495-12110	GF-234AF
2981-33-251	DI-251
41060-P6625	PA-116AF
42043-19065	DP-251
42431-02070	DP-217
42431-02080	DP-215
42431-02081	DP-215
42431-02100	TA-211
42431-02170	DP-234
42431-05020	TA-202
42431-05030	DP-214
42431-05040	DP-244
42431-05050	DP-242
42431-05070	DP-240
42431-0D010	TA-212
42431-0D030	TA-216
42431-0D060	DP-238
42431-0F010	DP-231
42431-0F020	DP-245
42431-0H010	TA-203
42431-12070	DP-200
42431-12090	DP-201
42431-12130	TA-207
42431-12150	DP-235
42431-12180	TA-207
42431-12190	DP-248
42431-12210	DP-218
42431-12260	DP-243
42431-12280	DP-234
42431-12310	DP-241
42431-14070	DP-206
42431-14100	DP-207
42431-14120	DP-207
42431-16031	TA-209
42431-17010	DP-203
42431-17020	DP-204
42431-17030	DP-213
42431-17070	DP-227
42431-17080	DP-220
42431-20080	TA-218

42431-20090	DP-202
42431-20100	DP-205
42431-20150	DP-208
42431-20190	TA-208
42431-20210	DP-224
42431-20240	DP-208
42431-20250	TA-207
42431-20420	DP-210
42431-20430	DP-236
42431-24010	DP-211
42431-26081	TA-220
42431-26181	TA-204
42431-28090	DP-258
42431-30240	DP-259
42431-30260	DP-229
42431-32050	DP-225
42431-33010	DP-225
42431-33040	DP-225
42431-33050	DP-226
42431-33080	DP-249
42431-33130	DP-247
42431-33140	DP-249
42431-35030	TA-210
42431-35130	TA-210
42431-35190	TA-210
42431-42040	DP-221
42431-42041	DP-221
42431-42060	DP-230
42431-44010	TA-205
42431-47010	TA-213
42431-48010	DP-249
42431-48020	DP-249
42431-50020	DP-216
42431-51010	DP-250
42431-52020	TA-206
42431-52021	TA-206
42431-52050	DP-222
42431-52070	TA-215
42431-52080	DP-232
42431-52150	DP-239
42431-60040	TA-200
42431-60080	DP-212
42431-60110	TA-201
42431-60170	DP-219

42431-60180	DP-219
42431-60200	DP-209
42431-60201	DP-209
42431-60280	DP-223
42431-60290	DP-237
4243104020	TA-221
424310K090	TA-219
424310K120	TA-219
424310K130	TA-219
4243135110	TA-221
4243135180	TA-221
4243135200	TA-221
42512-26160	DI-2023
43412-20280	DI-282
43431-28100	TA-214
43431-42050	TA-214
43512 52020	DI-278
43512-02060	DI-276
43512-02070	DI-207
43512-02080	DI-201
43512-02081	DI-201
43512-02180	DI-229
43512-02190	DI-264
43512-05010	DI-281
43512-05020	DI-215
43512-05030	DI-279
43512-05040	DI-211
43512-05070	DI-235
43512-05090	DI-2015
43512-06090	DI-2020
43512-0D010	DI-278
43512-0D030	DI-221
43512-0D060	DI-284
43512-0F010	DI-264
43512-0F030	DI-2016
43512-0H010	DI-269
43512-0K010	DI-2009
43512-0K030	DI-2009
43512-0K060	DI-2008
43512-0K070	DI-2008
43512-10030	DI-202
43512-10040	DI-202
43512-10050	DI-202
43512-10060	DI-241

TOYOTA	JAPANPARTS
43512-10070	DI-244
43512-10160	DI-261
43512-12012	DI-206
43512-12020	DI-206
43512-12021	DI-206
43512-12022	DI-206
43512-12060	DI-218
43512-12100	DI-212
43512-12110	DI-212
43512-12120	DI-228
43512-12130	DI-240
43512-12140	DI-247
43512-12160	DI-239
43512-12230	DI-265
43512-12240	DI-265
43512-12250	DI-266
43512-12260	DI-266
43512-12270	DI-288
43512-12290	DI-266
43512-12310	DI-288
43512-12330	DI-266
43512-12440	DI-266
43512-12460	DI-288
43512-12490	DI-288
43512-12500	DI-249
43512-12550	DI-233
43512-12670	DI-2018
43512-12680	DI-264
43512-12690	DI-229
43512-12710	DI-2014
43512-13020	DI-219
43512-13021	DI-219
43512-13030	DI-208
43512-14040	DI-214
43512-14070	DI-223
43512-14080	DI-226
43512-14090	DI-227
43512-14091	DI-227
43512-14120	DI-295
43512-14141	DI-253
43512-16020	DI-204
43512-16030	DI-232
43512-16031	DI-232

43512-16070	DI-255
43512-16080	DI-221
43512-16120	DI-255
43512-16130	DI-221
43512-17010	DI-250
43512-17040	DI-299
43512-17070	DI-299
43512-17080	DI-217
43512-17090	DI-217
43512-17130	DI-230
43512-20030	DI-210
43512-20031	DI-210
43512-20032	DI-210
43512-20040	DI-288
43512-20080	DI-243
43512-20100	DI-246
43512-20110	DI-246
43512-20120	DI-248
43512-20150	DI-246
43512-20160	DI-248
43512-20180	DI-243
43512-20190	DI-282
43512-20210	DI-282
43512-20260	DI-259
43512-20270	DI-248
43512-20330	DI-298
43512-20360	DI-262
43512-20390	DI-263
43512-20400	DI-262
43512-20410	DI-262
43512-20470	DI-203
43512-20500	DI-215
43512-20520	DI-294
43512-20610	DI-289
43512-20700	DI-203
43512-21010	DI-277
43512-22010	DI-292
43512-22011	DI-292
43512-22030	DI-216
43512-22032	DI-216
43512-22040	DI-216
43512-22060	DI-267
43512-22090	DI-242
43512-25060	DI-2028

43512-25061	DI-2028
43512-26030	DI-222
43512-26031	DI-222
43512-26040	DI-270
43512-26081	DI-296
43512-26081	DI-293
43512-26090	DI-268
43512-26140	DI-2023
43512-28020	DI-254
43512-28030	DI-237
43512-28040	DI-251
43512-28050	DI-245
43512-28051	DI-245
43512-28060	DI-280
43512-28080	DI-296
43512-28100	DI-297
43512-28130	DI-245
43512-28181	DI-2000
43512-30070	DI-220
43512-30090	DI-220
43512-30091	DI-220
43512-30100	DI-220
43512-30241	DI-286
43512-31110	DI-236
43512-32020	DI-236
43512-32030	DI-258
43512-32040	DI-236
43512-32060	DI-236
43512-32070	DI-236
43512-32090	DI-252
43512-32110	DI-236
43512-32120	DI-258
43512-32130	DI-258
43512-32140	DI-236
43512-32180	DI-252
43512-32181	DI-252
43512-32190	DI-258
43512-33020	DI-291
43512-33040	DI-275
43512-33041	DI-213
43512-33043	DI-2002
43512-33060	DI-275
43512-33100	DI-2000
43512-35040	DI-257

TOYOTA	JAPANPARTS
43512-35040	DI-249
43512-35051	DI-249
43512-35070	DI-257
43512-35070	DI-249
43512-35080	DI-2021
43512-35081	DI-2021
43512-35110	DI-271
43512-35180	DI-270
43512-35190	DI-271
43512-35200	DI-287
43512-35210	DI-205
43512-35250	DI-287
43512-35260	DI-270
43512-35280	DI-2024
43512-35310	DI-2024
43512-42010	DI-274
43512-42030	DI-229
43512-42031	DI-229
43512-42040	DI-2010
43512-42050	DI-2006
43512-42100	DI-2006
43512-47020	DI-276
43512-47030	DI-2027
43512-47040	DI-277
43512-47050	DI-277
43512-48010	DI-2001
43512-48011	DI-2001
43512-50040	DI-292
43512-50060	DI-283
43512-50100	DI-286
43512-50120	DI-286
43512-52040	DI-221
43512-52120	DI-2017
43512-60040	DI-234
43512-60050	DI-272
43512-60090	DI-2005
43512-60130	DI-224
43512-60140	DI-2019
43512-60150	DI-2003
43512-60151	DI-2003
43512-60170	DI-224
43512-60180	DI-2011
43512-60190	DI-2029

43512-60410	DI-2019
43512-69015	DI-234
43512-69016	DI-234
43512-74010	DI-2012
4351212340	DI-2022
4351212350	DI-2022
4351212360	DI-2022
4351212580	DI-2022
4351212590	DI-2022
43516-20010	DI-289
449132031	PA-235AF
46540-28010	GF-223AF
46540-42020	GF-228AF
46540-44010	GF-223AF
46540-50010	GF-223AF
46540-60050	GF-235AF
4654020080	GF-231AF
4654032020	GF-231AF
46550-28010	GF-223AF
46550-44010	GF-223AF
46550-50010	GF-223AF
46550-60070	GF-230AF
46580-50010	GF-223AF
46590-28010	GF-223AF
46590-44010	GF-223AF
46590-50010	GF-223AF
47510-29145	CS-241
47510-69055	CS-288
47520-29065	CS-240
47520-29235	CS-240
47520-69015	CS-287
47530-29145	CD-241
47530-69045	CS-286
47540-29065	CD-240
47540-29135	CD-240
47540-29135	CD-241
47540-69015	CS-285
47550 11032	CS-206
47550-05020	CS-224
47550-05040	CS-203
47550-09040	CS-207
47550-09070	CS-211
47550-09090	CS-211
47550-0K010	CS-223

47550-10042	CS-215
47550-12060	CS-208
47550-12060-000	CS-208
47550-12090	CS-243
47550-16030	CS-217
47550-16060	CS-243
47550-19055	CS-200
47550-19095	CS-215
47550-19096	CS-215
47550-19097	CS-215
47550-19105	CS-204
47550-19106	CS-204
47550-19115	CS-206
47550-19116	CS-206
47550-19117	CS-206
47550-19125	CS-213
47550-19135	CS-208
47550-19155	CS-217
47550-20051	CS-219
47550-20120	CS-217
47550-20130	CS-294
47550-20140	CS-294
47550-20141	CS-294
47550-20150	CS-294
47550-20211	CS-274
47550-22060	CS-293
47550-22090	CS-291
47550-22090-87	CS-291
47550-22091	CS-291
47550-22100	CS-292
47550-22100-87	CS-292
47550-26090	CS-249
47550-26100	CS-212
47550-26110	CS-527
47550-29105	CS-213
47550-29105-000	CS-213
47550-29106	CS-213
47550-29106-000	CS-213
47550-29115	CS-208
47550-29125	CS-212
47550-29175	CS-212
47550-29275	CS-212
47550-29305	CS-289
47550-30100	CS-251

CROSS REFERENCE LIST
VERGLEICHLISTE
LISTA DE REFERENCIAS CRUZADES
LISTA DE COMPARAISON
LISTA DI COMPARAZIONE



TOYOTA	JAPANPARTS
47550-30120	CS-212
47550-30130	CS-221
47550-32010	CS-294
47550-32010	CS-220
47550-35160	CS-289
47550-35170	CS-290
47550-35190	CS-290
47550-39115	CS-249
47550-39215	CS-212
47550-39275	CS-221
47550-39285	CS-294
47550-39285	CS-220
47550-42020	CS-209
47550-52010	CS-278
47550-52011	CS-278
47550-60120	CS-250
47550-60120	CS-218
47550-60130	CS-280
47550-69015	CS-285
47550-69085	CS-284
47550-69105	CS-218
47550-71010	CS-223
47560-69065	CS-283
47570-05020	CS-225
47570-05040	CS-201
47570-16010	CS-216
47570-19035	CS-216
47570-20030	CS-216
47570-20040	CS-219
47570-20050	CS-219
47570-20060	CS-295
47570-20080	CS-219
47570-20101	CS-275
47570-20180	CS-220
47570-32010	CS-219
47570-32020	CS-240
47570-39115	CS-219
47570-47010	CS-210
47570-52010	CS-279
47570-52011	CS-279
47570-69075	CS-282
47580-69065	CS-281
47620-12070B	GF-201AF

8982-33-251	DI-222
91611-60814	CS-212
94840417	DI-239
94845061	DI-243
94846350	DI-248
AY040-TY019	PA-292AF
B001-26-210	GF-316AF
B001-26-210A	GF-316AF
BOY1-26-28Z	GF-316AF

Certificate of Registration



The Governing Board of
Q.A. International Certification Limited
hereby grants to:

JAPANPARTS S.r.l.

Registration No. : QAIC / IT / 90039 - A

(hereinafter called the Registered Company) the right to be listed in the Directory of Registered Companies in respect of the services listed below. These services shall be offered by the Registered Company at or from only the address given below in accordance with the quality management system in compliance with ISO 9001:2008.

Address to which this Certificate refers :

Via Della Meccanica, 1/A 37139 VERONA - Italy

Approved Scope to which this Certificate refers
(Scopo della Certificazione cui il Certificato riferisce)

**Commercialisation of Automotive Parts and Accessories
(Commercializzazione di Ricambi per Autoveicoli)**

(Further clarification regarding the Scope of this Certificate and the applicability of ISO 9001:2008 requirements may be obtained by consulting the organisation)

Signed for and on behalf of the Board

CHAIRMAN
A. J. Duffield

SCHEME MANAGER
A. Carter

Certificate Issue Date : 9th February 2012 - Certificate Expiry Date : 24th January 2013
Date of Initial Registration : 25th January 2000 - Re-assessment Date : 24th January 2015
This Certificate of Registration is granted subject to the Regulations approved by the Board.

QA INTERNATIONAL

Q.A. International Certification Ltd.
Dudley Court
Dudley Road
Darlington
Co. Durham
DL1 4GG

Tel: +44 (0)1325 384272
Fax: +44 (0)1325 480980
www.qai.co.uk



The use of the Accreditation Mark indicates accreditation in respect of the activities covered by the accreditation certificate number 045.

Rechtliche Hinweise - Disclaimer - Avvertenze Legali Information juridique - Advertencias/Juridische Informatie



DE Wir haben uns um die weitestgehende Richtigkeit der in diesem Katalog enthaltenen Angaben bemüht. Wir haften indes nicht für eventuelle Unrichtigkeiten. Dieser Katalog enthält Produkte, die dem Erstausstattungsstandard entsprechen. Wir behalten uns jederzeit technische Änderungen vor. Die im Katalog angeführten Originalnummern und Herstellernamen dienen ausschließlich der Identifizierung des Bauteils und sind nicht auf Lieferscheinen und Rechnungen verwendbar. Die vollständige und auch teilweise Reproduktion unserer Referenzangaben und unseres Katalogs ist verboten.

EN We have made every effort to ensure that the data in this catalogue are as accurate as possible. However, we decline all responsibility for any inaccuracies.
This catalogue contains products of "initial equipment" quality. We reserve the right to make technical changes at any time. The original numbers and manufacturers' names mentioned in this catalogue are provided solely to allow identification of the component and may not be used on delivery notes and invoices.
Even partial reproduction of our references and catalogue is forbidden.

I Ci siamo adoperati affinché i dati contenuti in questo catalogo siano i più esatti possibili. Tuttavia decliniamo ogni responsabilità per eventuali inesattezze.
Questo catalogo contiene prodotti di qualità "primo equipaggiamento". Ci riserviamo il diritto di apportare modifiche tecniche in qualsiasi momento. I numeri originali e i nomi dei fabbricanti citati in questo catalogo servono esclusivamente a scopo identificativo del componente e non possono essere utilizzati sulle bolle di accompagnamento e fatture.
La riproduzione, anche parziale dei nostri riferimenti e del nostro catalogo è vietata.

FR Nous avons fait tout notre possible pour que les données de ce catalogue soient exactes. Toutefois, nous déclinons toute responsabilité pour d'éventuelles inexactitudes.
Ce catalogue contient des produits de qualité "équipement standard". Nous nous réservons le droit d'apporter à tout moment des modifications techniques. Les numéros originaux et les noms des fabricants cités dans ce catalogue servent exclusivement à identifier le composant et ne peuvent pas être utilisés sur les bulletins d'accompagnement et les factures.
La reproduction, même partielle, de nos références et de notre catalogue est rigoureusement interdite.

ES Hemos procurado que los datos que figuran en este catálogo sean lo más exactos posible. No obstante declinamos toda responsabilidad por eventuales imprecisiones.
Este catálogo incluye productos de calidad de "equipos de serie". Nos reservamos el derecho de introducir modificaciones técnicas en cualquier momento.
Los números originales y los nombres de los fabricantes citados en este catálogo se ofrecen exclusivamente a efectos de identificación del componente y no podrán ser empleados en las cartas de porte ni en las facturas.
Queda prohibida la reproducción total o parcial de nuestros códigos de referencia y nuestro catálogo.

NL Wij hebben ons ingespannen om ervoor te zorgen dat de gegevens in deze catalogus zo exact mogelijk zouden zijn. Wij kunnen echter niet aansprakelijk worden gesteld voor eventuele onnauwkeurigheden.
Deze catalogus bevat producten van "standaarduitrusting" kwaliteit. Wij behouden ons het recht voor om op ieder gewenst ogenblik technische wijzigingen aan te brengen. De in deze catalogus genoemde oorspronkelijke nummers en namen van de fabrikanten dienen uitsluitend ter identificatie van de component en kunnen niet worden gebruikt op de geleidebrieven en facturen. De, ook gedeeltelijke, reproductie van ons referentiemateriaal en de catalogus is verboden.



I NOSTRI CATALOGHI OUR CATALOGUES



JJ-GENERAL
2011
Catalogo Generale
General Catalogue



JJ-FILTRI
2012/2013
FILTRI: carburante, aria, olio, abitacolo, ecologici (gamma completa)
FILTERS: fuel, air, oil, cabin, ecological (complet range)



JJ-CAT2
2007
FRIZIONE: dischi, spingidisco, reggispinta, volani, kit con/senza volano, idraulica
CLUTCHES: disca, covers, bearings, flywheel, kit, hydraulic parts



JJ-CAT4
2007
Cinghie distribuzione, fendicinghia, guidacinghia, kit completi
Timings belt, tensioners, guide, timings kit



JJ-CAT5D
2010/2011
Motori avviamento e alternatori
Starters and alternators



JJ-CAT6
2008/2009
Kit giunti omocinetici con cuffia fascette e grasso
CV Joints kit, with casing, metal clips and grease



JJ-CAT7MM
2008/2009
Ammortizzatori a gas, ammortizzatori sterzo
Gas shock absorbers, steering dampers



JJ-RADIATORI
2011/2012
Radiatori, intercooler, elettroventole, compressori, condensatori, riscaldatori, evaporatori
Radiators, intercooler, fans, compressors, condensers, heaters, evaporators



JJ-CAT11
2007
Pompe acqua, termostati, giunti viscositatici, tappi radiatore
Water pumps, thermostates, viscous coupling, radiator caps



JJ-CAT12
2008/2009
Spazzole tergi universali, applicazioni Asiatiche ed Europee
Universal wiper blades, Asian and European applications



JJ-FLAT
2006/2009
Spazzole tergicristallo tipo Flat universali
Universal wiper blades, type Flat



JJ-CAT13
2010/2011
Parti sterzo e sospensioni
Steering and suspension parts



JJ-CAT16
2008/2009
Kit cuscinetti ruote
Wheel bearings kit



JJ-CAT17
2007
Candele Japanparts
Glowplugs Japanparts



JJ-CUFFIE
2007
Kit cuffie con fascette e grasso
Boots kit with metal clips and grease



JJ-CROCIERE
2007
Crociere trasmissione
Universal joints



JJ-TAMA
2008/2009
Valvole termostatiche TAMA
Thermostatic valves TAMA



JJ-NSFILTRI
2012/2013
Prontuario della gamma prodotti esclusi i filtri
Handbook of the products range excluding filters



JJ-FASTMOVING
2009/2010
Tutto il Fast Moving asiatico
All the Asian Fast Moving



JJ-MMBOOT
2008/2009
Kit para polvere universali in gomma e uretano per ammortizzatori
Bump rubber kit universal type



JJ-COMMERCIAL
2008/2009
I nostri prodotti per veicoli commerciali
Our products for commercial vehicles



JJ-BANDO
2009
Cinghie servizi BANDO (Made in Japan)
Automotive belts BANDO (Made in Japan)



JJ-PAPREMIUM
2009
Pastiglie freno PREMIUM alta qualità
PREMIUM top quality brake pads



JD-DENSO
2010/2011
Candele, candele e candele Iridium DENSO
DENSO spark plugs and glow plugs, Iridium spark plugs



JD-DENSOSONDE
2010/2011
Sonde lambda DENSO
DENSO lambda sensors



JD-SPAZZOLE
2010/2011
Spazzole tergicristallo DENSO
DENSO wiper blades



JE-FRIZIONI
2012
Frizioni sportive Racing EXEDY
EXEDY racing clutches



JJ-HKTA
2012
Candele HKT applicazioni Asiatiche ed Europee
HKT glowplugs for Asiatic and European applications



SCARICA I CATALOGHI IN PDF DAL NOSTRO SITO INTERNET

DOWNLOAD PDF CATALOGUES BY OUR WEB SITE

www.japanparts.it



TOKYO · SINGAPORE · SYDNEY · ATLANTA · AMSTERDAM · FRANKFURT · WARSAW · SALZBURG · BRÜSSEL · VERONA · ZÜRICH · KOPENAGHEN

www.japanparts.eu



8 033001 078503