

---

# TRANSMISSION

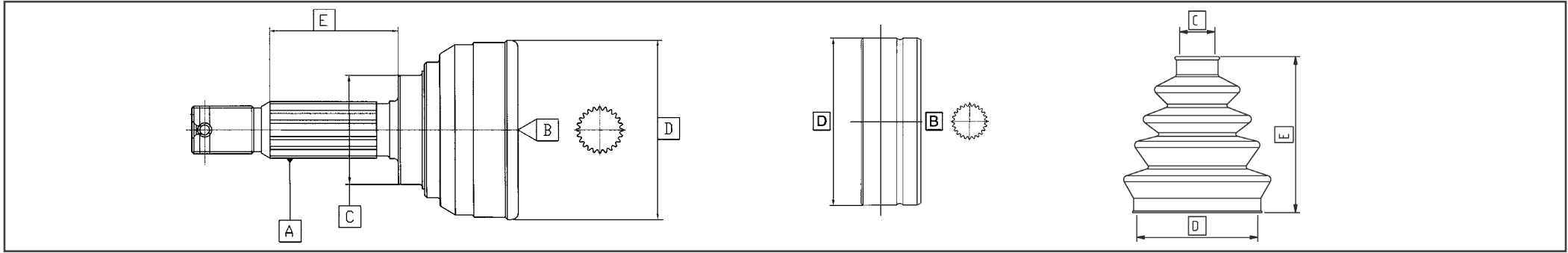
ADDITIONAL CATALOGUE

2017

**metelligroup**  
AUTOMOTIVE PASSION



## GIUNTI OMOCINETICI - C.V. JOINTS / KIT CUFFIA - BOOT KIT



Modalità di bloccaggio albero - Way of retention of the shaft - Système de blocage de l'arbre - Befestigungssystem der Welle - Sistema de bloqueo del eje

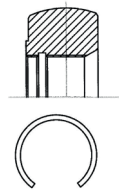


FIG.1

Con anello elastico all'interno del nucleo  
With circlip inside the race  
Avec circlip à l'intérieur du noyau  
Mit Sicherungsring im Inner des Kerns  
Con anillo elástico en el interior del núcleo




FIG.2

Con anello elastico lato posteriore nucleo  
With circlip at the base of the race  
Avec circlip au fond du noyau  
Mit Sicherungsring in der hinteren Seite des Kerns  
Con anillo elástico al lado posterior del núcleo

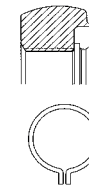
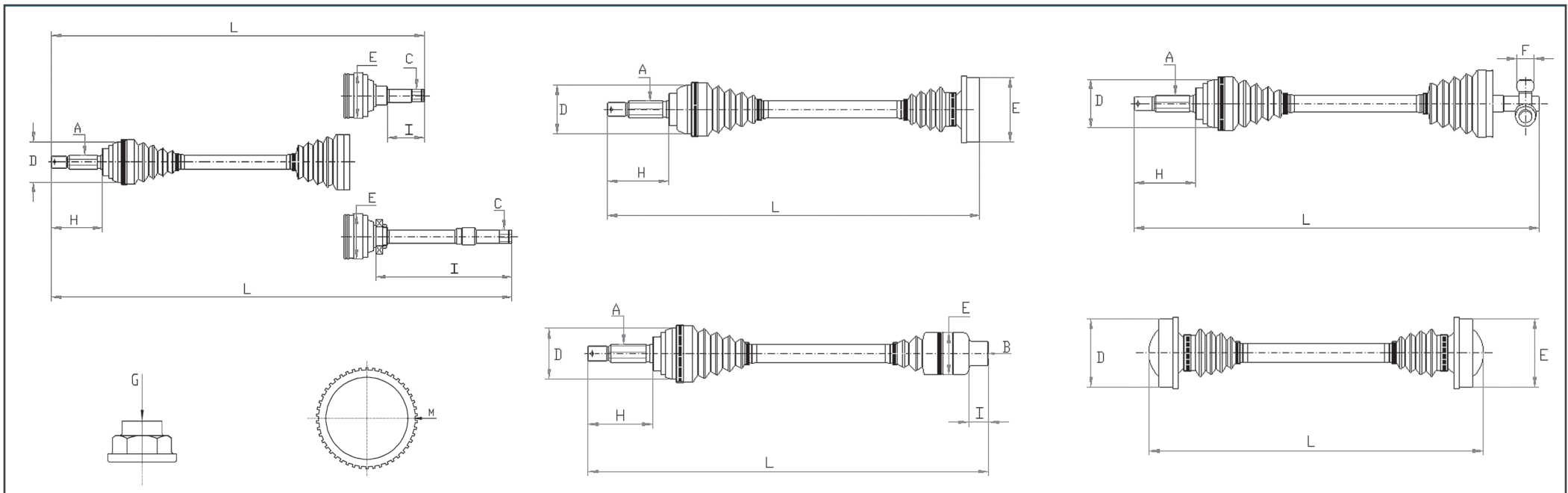







FIG.3

Con anello Seeger lato anteriore nucleo  
With snap ring in front of the race  
Avec anneau de retenue côté avant du noyau  
Mit Seegerring in Vorder seite des Kerns  
Con anillo de retención Seeger al lado anterior del núcleo

## SEMIASSI - DRIVESHAFTS








## GIUNTI OMOCINETICI - C.V. JOINTS

	 Specifiche tecniche	 Technical specifications	 Caractéristiques techniques	 Technische Daten	 Especificaciones técnicas
A	Numero denti campana	Number of splines of the outer bell	Nombre cannelures de la fusée	Zahnezahl der Glockenwelle	Número estrias mangueta
B	Numero denti nucleo	Number of inner race splines	Nombre cannelures du noyau	Zahnezahl des Kerns	Número estrias nuez
C	Diametro sede parapolvere	Diameter of seatingface for dustshield	Diamètre siège pare-poussière	Sitzdurchmesser des Schutzblechs	Diametro alojamiento protección polvo
ABS	Numero denti anello ABS	Number of teeth on ABS ring	Nombre dents bague ABS	Zahnezahl des ABS-Ring	Número dientes anillo ABS
D	Diametro esterno massimo campana o giunto scorrevole	Maximum outside housing diameter or inner shifting joint	Diamètre maximum extérieur du carter ou du joint côté B.V.	Max. Aussen-durchmesser der Glocke oder Schalttriebeseitiges Innengelenk	Diametro maximo campana o junta corredera lado cambio
E	Lunghezza di accoppiamento con mozzo	Overall length of the shaft-hub connection	Longueur du couplage avec moyeu roue	Laenge der Kupplung zwischen der Glockenwelle und Radnabe	Largura conexión eje con rueda
M	Forme dei giunti	C.V. Joints' shape	Forme de joints	Form der Radgelenke	Forma de las juntas

## KIT CUFFIA - BOOT KIT

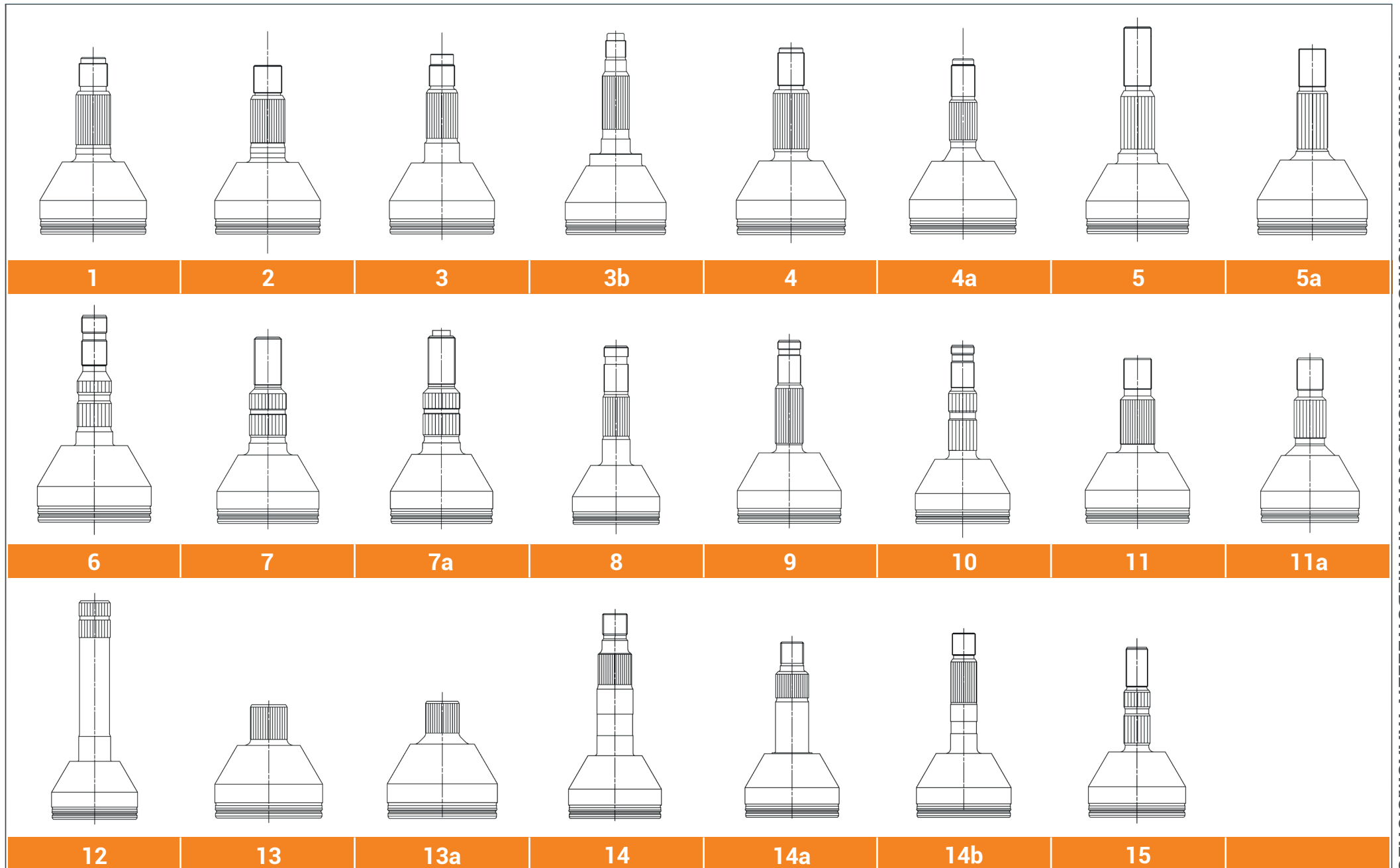
C	Diametro asta	Shaft Diameter	Diamètre arbre	Durchmesser der Welle	Diametro eje
D	Diametro campana	Bell diameter	Diamètre fusée	Durchmesser der Glocke	Diametro campana
E	Altezza	Height	Hauteur	Höhe	Altura

## SEMIASSI - DRIVESHAFTS

	 Specifiche tecniche	 Technical specifications	 Caractéristiques techniques	 Technische Daten	 Especificaciones técnicas
<b>A</b>	N° denti campana lato ruota	Splined pin teeth, wheel side	Cannelures fusée, côté roue	Zähne der Nutwelle/ Radseite	Estrias mangueta, lado rueda
<b>B</b>	Denti interni lato cambio	Inner spline teeth, differential side	Cannelures interieures, côté boîte	Innere Zähne der Nutwelle/Getriebeseite	Estrias interiores, lado diferencial
<b>C</b>	N° denti campana lato cambio	Splined pin teeth, differential side	Cannelures fusée, côté boîte	Zähne der Nutwelle/Getriebeseite	Estrias mangueta, lado diferencial
<b>D</b>	Diametro esterno massimo campana o giunto scorrevole lato ruota	Bell diameter wheel side	Diamètre tête, côté roue	Kopfdurchmesser/Radseite	Diametro copa lado rueda
<b>E</b>	Diametro campana lato cambio	Bell diameter, differential side	Diamètre tête, côté boîte	Kopfdurchmesser/Getriebeseite	Diametro copa lado diferencial
<b>F</b>	Diametro rullo crociera lato cambio	Diameter of tripod cross-roller differential side	Diamètre galet croisillon tripode, côté boîte	Rollendurchmesser/Gelenkseite	Diametro rodillo cruceta, lado diferencial
<b>G</b>	Filettatura dado	Nut thread	Écrou filetage	Muttergewinde	Paso rosca tuerca
<b>H</b>	Lunghezza gambo campana lato ruota	Bell pin length, wheel side	Longuer fusée, côté roue	Zapfenlänge/ Radseite	Longitud mangueta, lado rueda
<b>I</b>	Lunghezza gambo lato cambio	Bell pin length, differential side	Longueur fusée, côté boîte	Zapfenlänge/ Getriebeseite	Longitud mangueta, lado diferencial
<b>L</b>	Lunghezza compressa semiassa	Compressed driveshaft length	Longuer arbre de transmission comprimée	Komprimierte Antriebswellenlänge	Longitud transmision, comprimida
<b>M</b>	Forme dei semiassi	Driveshafts' shape	Forme de transmissions	Form der Antriebswellen	Forma de las transmisiones
<b>ABS</b>	N° denti ABS	ABS ring teeth	Dents ABS	ABS - Ring/ Zähne	Estrias ABS

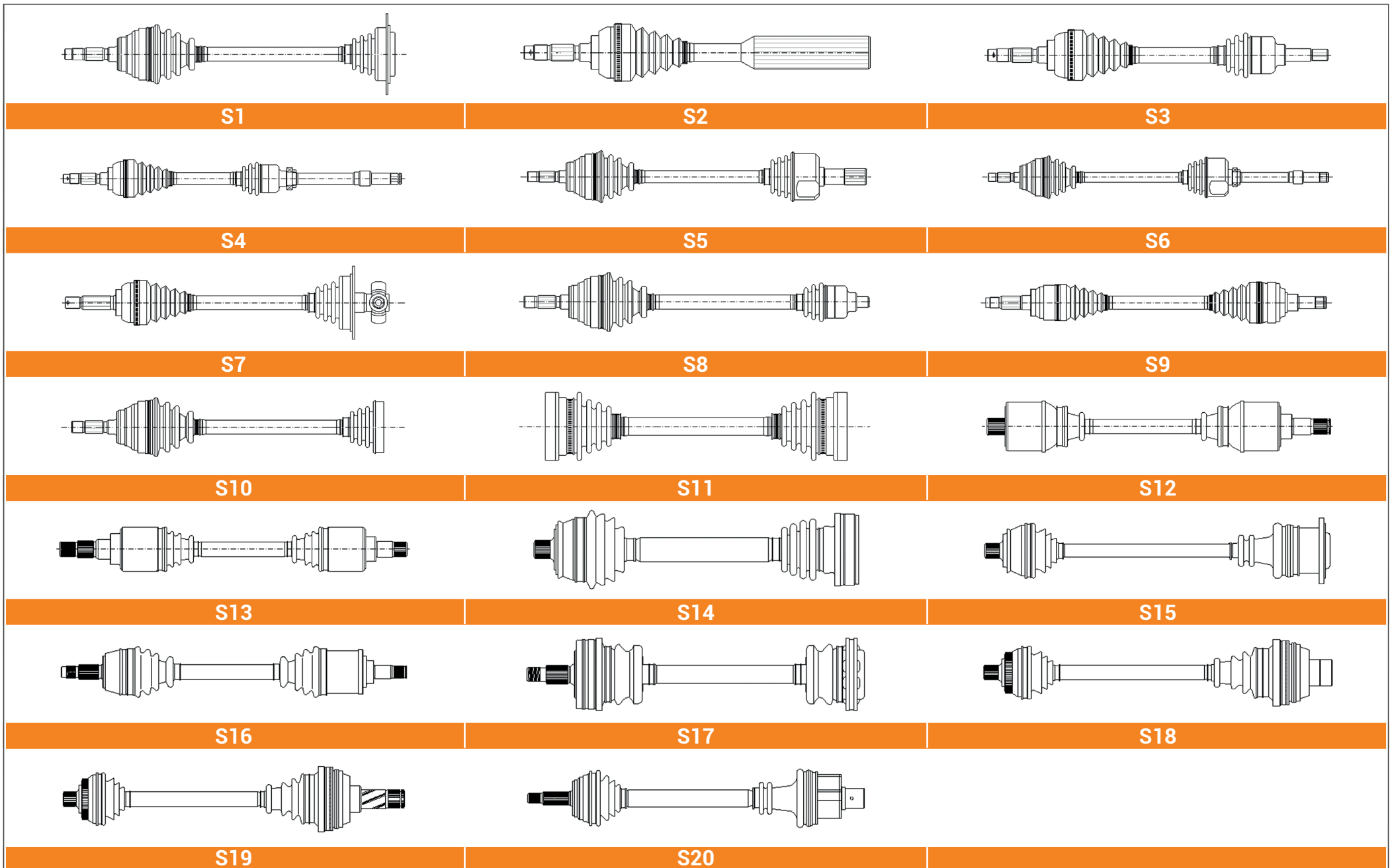
## GIUNTI OMOCINETICI - CONSTANT VELOCITY JOINTS

Forme dei giunti - C.V. Joints' shape - Forme de joints - Form der Radgelenke - Forma de las juntas



## SEMIASSI - DRIVESHAFTS

Forme dei semiassi - Driveshafts' shape - Forme de arbre de transmissions - Form der Antriebswelle - Forma de la transmissiones



	 <b>Abbreviazioni</b>	 <b>Abbreviations</b>	 <b>Legendes</b>	 <b>Zeichenerklärung</b>	 <b>Abreviaturas</b>
<b>-5000</b>	Fino al telaio n. 5000	To chassis n. 5000	Jusqu'au châssis n. 5000	Bis chassis nr. 5000	Asta chasis n. 5000
<b>5001-</b>	Dal telaio n. 5001	From chassis n. 5001	A partir du châssis n. 5001	Ab chassis nr. 5001	Desde chasis n. 5001
<b>16v</b>	16 Valvole	16 Valves	16 Soupapes	16 Ventile	16 Válvulas
<b>4/5 Sp.</b>	N° Rapporti del cambio	Number of gears	Nombre de vitesse	Ganganzahl	Número de engranes
<b>4WD</b>	Trazione integrale	Four wheel drive	4 Roues motrices	Vierradantrieb	Traccion integral
<b>A/T</b>	Cambio automatico	Automatic transmission	Automatique	Schaltgetriebe	Cambio automatico
<b>Air cond.</b>	Aria condizionata	Air conditioning	Air climatiseur	Klimaanlage	Aire acondicionado
<b>All models</b>	Tutti i tipi	All models	Tous modèles	Alle Modelle	Todos modelos
<b>Assale</b>	Assale	Axle	Essieu	Achse	Eje
<b>Berlina</b>	Berlina	Saloon	Berline	Limousine	Berlina
<b>Carb.</b>	Carburatore	Carburetor	Carburateur	Vergaser	Carburador
<b>Cyl.</b>	Cilindro	Cylinder	Cylindre	Zylinder	Cilindro
<b>D</b>	Diesel	Diesel	Diesel	Diesel	Diesel
<b>DC</b>	Parapolvere	Dust cover	Pare-poussière	Schutzhaube	Casquillo
<b>DOHC</b>	Doppio albero a camme in testa	Double overhead camshaft	Double arbre à cames en tête	Doppelte Obenliegende Nockenwelle	Doble arbol de levas en cabeza
<b>Driving school</b>	Scuola guida	Driving school	Véhicule école	Fahrschulenausführung	Versión Autoescuela
<b>Eng.</b>	Motore	Engine	Moteur	Motor	Motor
<b>Exc.</b>	Escluso	Except	Sauf	Ausgenommen	Excepto
<b>Fds</b>	Fine serie	End of production	Fin de série	Endserie	Fin de producción
<b>FWD</b>	Trazione anteriore	Front wheel drive	Traction av.	Vorderradantrieb	Traccion delantera
<b>G.box</b>	Scatola cambio	Gearbox	Boîte de vitesse	Getriebskasten	Caja de velocidades
<b>H-back</b>	2 volumi	Hatchback	Hayon arrière	Hatchback	Con portón trasero
<b>HDB</b>	Freno per carico pesante	Heavy duty brake	Freins renforcés	Verstärkte Bremse	Frenos reforzados
<b>i.e.</b>	iniezione elettronica	Electronic injection	Injection électronique	Einspritzer	Inyeccion electronica
<b>Inc.</b>	Incluso	Included	Compris	Inkl.	Incluido
<b>kW</b>	Kilowatt	Kilowatt	Kilowatt	Kilowatt	Kilovatio
<b>M/T</b>	Cambio manuale	Manual transmission	Boîte manuelle	Handschaltgetriebe	Cambio manual
<b>Mod.</b>	Modello	Model	Modèle	Model	Modelo
<b>Nut</b>	Dado	Nut	Ecrou	Mutter	Tuerca
<b>OHC</b>	Albero a camme in testa	Overhead camshaft	Arbre à cames en tête	Obenliegende Nockenwelle	Arbol de levas en cabeza
<b>Prod.</b>	Produzione	Production	Production	Produktion	Produccion
<b>Q</b>	Quintale	Quintal	Quintal	Doppelzentner	Quintal
<b>RWD</b>	Trazione posteriore	Rear wheel drive	Traction ar.	Hinterradantrieb	Traccion trasera
<b>SE</b>	Servosterzo elettrico	Electric power-steering	Direction assistée électrique	Servolenkung Elektrisch	Servodireccion eléctrico
<b>SI</b>	Servosterzo idraulico	Hydraulic power-steering	Direction assistée hydraulique	Servolenkung Hydraulisch	Servodireccion hidráulico
<b>SW</b>	Familiare	Station wagon	Break	Kombi	Familiar
<b>TD</b>	Turbodiesel	Turbodiesel	Turbodiesel	Turbodiesel	Turbodiesel
<b>Turbo</b>	Turbo	Turbo	Turbo	Turbo	Turbo
<b>Twin Cam</b>	Doppio albero a camme in testa	Double overhead camshaft	Double arbre à cames en tête	Doppelte Obenliegende Nockenwelle	Doble arbol de levas en cabeza
<b>V. Commerciali/LCV</b>	Veicoli Commerciali	Light Commercial (LCV)	Utilitaires légers	Leichte Nutzfahrzeuge	Camionetas
<b>Van</b>	Furgone	Van	Fourgon	Lieferwagen	Furgon
<b>w/</b>	Con	With	Avec	Mit	Con
<b>w/o</b>	Senza	Without	Sans	Ohne	Sin

	 <b>Simbologia</b>	 <b>Symbols</b>	 <b>Symbologie</b>	 <b>Symbole</b>	 <b>Simbologia</b>
	Kit cuffia lato ruota (13-0...)	Boot kit wheel side (13-0...)	Kit de soufflet côté roue (13-0...)	Faltenbalg-Satz Radseitig (13-0...)	Kit de fuelle lado rueda (13-0...)
	Kit cuffia lato cambio (14-0...)	Boot kit gearbox side (14-0...)	Kit de soufflet côté B.V. (14-0...)	Faltenbalg-Satz Getriebeseitig (14-0...)	Kit de fuelle lado cambio (14-0...)
	Giunto omocinetico lato ruota (15-1...)	C.v. joints wheel side (15-1...)	Joints homocinetiques côté roue (15-1...)	Radgelenke Radseitig (15-1...)	Juntas homocineticas lado rueda (15-1...)
	Giunto omocinetico lato cambio (16-1...)	C.v. joints gearbox side (16-1...)	Joints homocinetiques côté B.V. (16-1...)	Radgelenke Getriebeseitig (16-1...)	Juntas homocineticas lado cambio (16-1...)
	Semiassa (17-0...)	Driveshafts (17-0...)	Arbre de transmissions (17-0...)	Antriebswellen (17-0...)	Semiejes (17-0...)
	Giunto omocinetico+asta (21-0...)	C.v. joints+Shaft (21-0...)	Joints homocinetiques+arbre (21-0...)	Radgelenke+Welle (21-0...)	Juntas homocineticas+eje (21-0...)
	Anno	Year	Année	Baujahr	Año
<b>L/R</b>	Sinistro/Destro	Left/Right	Gauche/Droite	Links/Rechts	Izquierda/Derecha
	Lato ruota	Wheel side	Côté roue	Radseitig	Lado rueda
	Lato cambio	Gearbox side	Côté B.V.	Getriebeseitig	Lado cambio
<b>NOTE</b>	Note	Note	Note	Noten	Notas
<b>METELLI ref.</b>	<b>METELLI ref.</b>	<b>METELLI part No.</b>	<b>Réf. METELLI</b>	<b>METELLI Nr.</b>	<b>Ref. METELLI</b>



---

## **INDICE - INDEX - INDEX - INHALT - INDICE**





Giunti omocinetici, Semiassi - C.V. Joints, Driveshafts - Joints homocinetiques, Arbre de transmissions - Radgelenke, Antriebswellen - Juntas homocineticas, Transmisiones	<b>pag. I</b>
Specifiche tecniche giunti omocinetici - C.V. Joints' technical specifications - Caractéristiques techniques Joints homocinetiques - Technische Daten Radgelenke - Especificaciones tecnica Juntas homocineticas	<b>pag. II</b>
Specifiche tecniche kit cuffia - Boot kit technical specifications - Caractéristiques techniques Kit de soufflet - Technische Daten Faltenbalg-Satz - Especificaciones tecnica Fuelle	<b>pag. II</b>
Specifiche tecniche semiassi - Driveshafts' technical specifications - Caractéristiques techniques Arbre de transmissions - Technische Daten Antriebswellen - Especificaciones tecnica Transmisiones	<b>pag. III</b>
Forme dei giunti - C.V. Joints' shape - Forme de joints - Form der Radgelenke - Forma de las juntas	<b>pag. IV</b>
Forme dei semiassi - Driveshafts' shape - Forme de arbre de transmissions - Form der Antriebswelle - Forma de la transmisiones	<b>pag. V</b>
Abbreviazioni - Abbreviations - Abréviations - Zeichenerklärung - Abreviaturas	<b>pag. VI</b>
Simbologia - Symbols - Symbologie - Symbole - Simbologia	<b>pag. VII</b>
Indice marca e modello - Make and model Index - Index marque et modèle - Inhalt Marke und Modell - Indice marca y modelo	<b>pag. 1-3</b>
Applicazioni - Applications - Applications - Anwendungen - Aplicaciones	<b>pag. 1-138</b>
Dimensioni - Dimensions - Cotés dimensionelles - Abmessungen - Medidas	<b>pag. 139-158</b>
Lista dei cross - Cross References List - Table equivalences - Vergleichsliste - Lista de equivalencias	<b>pag. 159-172</b>
Lista numerica - Numerical list - Liste numérique - Teilnummerliste - Lista numerica	<b>pag. 173-195</b>
Condizioni di vendita - Conditions of sale - Conditions de vente - Verkaufsbedingungen - Condiciones de venta	<b>pag. 196-198</b>

MAKE - MODEL	PAGE	MAKE - MODEL	PAGE	MAKE - MODEL	PAGE	MAKE - MODEL	PAGE	MAKE - MODEL	PAGE
<b>ABARTH</b>		3 IV (E46) '98- 04 ..... 10		<b>CITROËN LCV</b>		500 II, C (150, 312) '07-..... 28		Focus C-Max '03- 08 ..... 41	
Punto Evo (199) '09- 12 ..... 1		5 IV (E39) '95- 03 ..... 11		Berlingo II Van '08-..... 21		500L Living (199L) '13-..... 28		Focus II '04- 08..... 41	
<b>AIXAM</b>		X5 II (E70) '07- 13 ..... 11		C15 (VD), Van '84- 05..... 21		500X (334AX) '15-..... 29		Focus III, SW '08- 11 ..... 41	
		X5 III (F15) '13-..... 11		Jumper I (230)/ Relay '94- 02..... 21		Brava, Bravo (182) '95- 01..... 29		Galaxy II (WAG) '06- 15 ..... 43	
		X6 II (F16) '14-..... 12		Jumper III '06- 14 ..... 22		Bravo (198) '07- 14 ..... 29		Ka II (RU8) '08- ..... 43	
		Z3 (E36) '95- 03..... 12		Jumper IV '14-..... 22		Cinquecento (170) '91- 98 ..... 29		Kuga I '08- 12 ..... 43	
Berline, Mini van, Pick Up '96-..... 1		<b>CHEVROLET</b>		Jumpy II/Dispatch '07-..... 22		Croma (194) '05- 10..... 29		Kuga II '13-..... 43	
<b>ALFA ROMEO</b>		Aveo II (T200, 250) '06- 11 ..... 12		Nemo (AA) '08- ..... 23		Doblo III (152) '10-..... 30		Mondeo IV, SW '07- 14 ..... 44	
155 (167) '92- 98..... 1		Aveo III (T300) '11-..... 12		<b>DACIA</b>		Freemont (JC) '11-..... 30		Sierra II, SW '87- 93 ..... 44	
156 (932), Sportwagon '97- 05 ..... 1		Cruze,SW II (J300/305/308) '09- ..... 13		1310, SW '83- ..... 23		Grande Punto IV (199) '05- 12..... 30		S-Max I (WAG) '06- 10 ..... 44	
159, Sportwagon (140) '05- 11 ..... 1		Malibu (V300) '12- ..... 14		Dokker '13-..... 23		Idea (135) '04- 12 ..... 31		S-Max II '10- 14 ..... 45	
166 (936) '98- 07..... 2		Orlando '11-..... 14		Duster II '10-..... 23		Panda II (169) '03- 12 ..... 31		<b>FORD LCV</b>	
Brera (177) '06- 10..... 2		Spark II (M300) '10-..... 14		Lodgy, Stepway '12-..... 23		Panda III (312, 519, 319) '12-..... 31		Fiesta V Van '01- 08..... 45	
Giulietta III (940) '10-..... 2		<b>CHRYSLER</b>		Logan I, MCV '04- 12 ..... 24		Panda III Cross '14-..... 31		Tourneo Connect II '13-..... 45	
GTV (916C) '95- 05..... 3		Voyager I (AS) '84- 90 ..... 14		Logan II, MCV '12- ..... 24		Punto I (176,C), Cabrio '93- 99..... 32		Transit VII (FA, FD, FM) '00- 06 .... 45	
Mito (955) '08-..... 3		Voyager II (ES) '90- 95..... 14		Sanderò I, Stepway '08- 12..... 24		Punto IV (199) '12-..... 32		Transit VIII '06- 14 ..... 45	
Spider (916S) '95- 06..... 3		Voyager III (GS) '95- 01..... 15		Sanderò II '13-..... 25		Sedici (189) '06- 14..... 32		Transit Connect I '02- 13 ..... 46	
Spider (939) '06- 10 ..... 3		Voyager IV (RG) '00- 07 ..... 15		Solenza '03- ..... 25		Ulysse II (179AX) '02- 10..... 33		Transit Connect II '13-..... 46	
<b>AUDI</b>		Ypsilon '11-..... 15		<b>DACIA LCV</b>		Uno (146A/E) '83- 10 ..... 33		<b>GEO</b>	
A1 I (8X1, 2, A), Sportback '10- 14 .... 4		<b>CITROEN</b>		Dokker Express '12-..... 25		Doblo Cargo I-II (223) '01- 09..... 33		Prizm '89- 97 ..... 46	
A1 II, Sportback '14- ..... 4		Berlingo II (B9) -'08- ..... 16		Logan Van, Pick-up '09- 12..... 26		Doblo Cargo III (263) '10- ..... 33		<b>HONDA</b>	
A3 II (8P1), Sportback '03- 12..... 4		C3 I (FC) '02- 09..... 16		<b>DAEWOO</b>		Ducato III (230) '94- 02 ..... 34		Accord VII (CG) '98- 03 ..... 46	
A3 II Cabrio '08- 13 ..... 5		C3 II (SC) '09- 16..... 17		Nubira (KLAN) '03- 04 ..... 26		Ducato V (250,251) '06- 14..... 34		Civic IV (EG) '91- 95..... 47	
A3 III (8V1), Sportback(8VA),Sedan(8VS),Cabrio(8V7) '12- 5		C3 Picasso '09- ..... 17		<b>DODGE</b>		Ducato VI '14- ..... 35		Civic IV Coupe (EJ) '94- 96 ..... 47	
A4 I (8D2, B5), Avant '95- 01 ..... 6		C4 Grand Picasso I (UA) '06- 13 ..... 17		Caliber '06- 12..... 26		Fiorino IV (225) '07- ..... 35		Cr-v III (RE) '07- 12 ..... 47	
A4 II (8E2, B6), Avant '00- 04 ..... 6		C4 I, Coupe (LC, LA) '04- 10 ..... 17		<b>DODGE</b>		Idea Van '04- 12 ..... 36		FR-V (BE) '04- 09..... 48	
A4 III (8EC), Avant '04- 07 ..... 7		C4 II (B71) '10- ..... 17		<b>DS</b>		Panda Van II (169, 271) '03- 12..... 36		Insight II '09- 13 ..... 48	
A5 (8T3), Sportback (8TA), Cabrio (8F7) '07- .. 7		C5 I, Break (DC, DE) '01- 04 ..... 18		DS3 '09- 13..... 19		Panda Van III (312, 519) '12- ..... 36		Jazz V '10- 15..... 48	
A6 II (4B, C5), Avant '97- 05 ..... 7		C5 II, Break (RC, RE) '04- 08 ..... 18		DS4 '11- 14..... 19		Punto Evo (199) Van '09- 12 ..... 36			
A6 II Allroad (4BH, C5) '00- 06 ..... 7		C5 III, Break (RD, TD) '08- ..... 18		DS5 '11- 13..... 19		Punto Van I (176L) '96- 00..... 37			
A8 III (4H) '10-..... 7		C8 (EA, EB) '02- 14 ..... 18		Xantia I (X1) '93- 98..... 20		Qubo IV (225) '08- ..... 37			
Q3 (8U) '11-..... 7		DS3 '09- 13..... 19		Xantia I (X1) Break '93- 98 ..... 20		Stilo Van '03- 10 ..... 38			
Q5 I (8R) '08- 16 ..... 8		DS4 '11- 14..... 19		Xantia II (X2) '98- 03..... 20		Strada II (178EXG) '05- ..... 38			
Q7 I (4L) '06- 15..... 8		DS5 '11- 13..... 19		Xsara (N1/0), Coupe '97- 05..... 20		<b>FORD EUROPE</b>			
TT II (8J3,9), Roadster '06- 14..... 9		Xantia I (X1) Break '93- 98 ..... 20		ZX (N2) '91- 97 ..... 21		B-Max '12- ..... 38			
TT III (FV3,9), Roadster '14-..... 9		ZX (N2) Break '91- 97..... 21		ZX (N2) Break '91- 97..... 21		C-Max II, Grand '10- 15 ..... 38			
<b>BMW</b>		<b>FIAT</b>		500 II L (199L) '12-..... 27		C-Max III '15- ..... 39			
3 II (E30) '82- 93 ..... 10		500 II L (199L) '12-..... 27				Escort VI (GAL) '92- 95..... 39			
3 III (E36) '90- 98 ..... 10						Escort VII (GAL,AAL,ABL) '95- 00 ... 39			






MAKE - MODEL	PAGE	MAKE - MODEL	PAGE	MAKE - MODEL	PAGE	MAKE - MODEL	PAGE	MAKE - MODEL	PAGE
Santa Fe III (DM) '12- .....	51	Ypsilon I (843) '03- 13 .....	58	<b>MITSUBISHI</b>		Astra F Van (55) '91-99 .....	82	Kangoo II Be Bop '09- .....	97
Tucson I (JM) '04- 10 .....	52	Ypsilon II (846) '11- .....	58			Colt VI (CZ, Z2, Z3) '04- 12 .....	69	Combo III (X12) '11- .....	82
<b>JAGUAR</b>		<b>LAND ROVER</b>		<b>NISSAN</b>		Corsa E Van '14- .....	83	Laguna II (B74) '01- 07 .....	97
X-Type (CF1) '01- 09 .....	52	Range Rover III (LM) '02- 12 .....	58			Space Star I (DG0) '98- 05 .....	70	Vivaro A '01- 14 .....	83
<b>JEEP</b>		<b>MAZDA</b>		<b>PEUGEOT</b>		<b>PEUGEOT</b>			
Compass '06- .....	52	3 I (BK) '03- 09 .....	59			1007 (KM) '05- 10 .....	83	Megane II (BM0, CM0), SW, Coupe '02- 08 .....	99
Patriot '07- 12 .....	52	323 III (BF, BW) '85- 95 .....	59	2008 '13- .....	83	Megane III Coupe, Cabrio '08- 16 .....	100		
Renegade '14- .....	52	5 I (CR19) '05- 10 .....	59	206 (2A/C), SW '98- 07 .....	84	Megane III, SW '08- 16 .....	100		
<b>KIA</b>		6 II (GH), Sport '07- 13 .....	60	206 Plus (T3E) '09- 12 .....	84	R19 I (L53) Chamade '88- 92 .....	101		
Carens I '00-02 .....	53	6 II (GJ), SW '13- .....	60	207, SW (WA, WC, WD, WK) '06- 15 .....	84	Sandero I '07- 13 .....	101		
Carens II (FJ) '02- 06 .....	53	6 III (GJ), SW '13- .....	60	306 (7B, N3) '93- 01 .....	88	Scenic II (JM) '03- 09 .....	101		
Ceed I, SW (ED) '07- 12 .....	53	CX-5 (KE) '12- .....	60	307 I (3A/C/E), SW '00- 05 .....	88	Scenic III (JZ) '09- 16 .....	102		
Ceed II, SW '12- .....	53	<b>MERCEDES BENZ</b>		308 I Coupe, Cabrio '09- 14 .....	88	Twingo I (C06) '93- 07 .....	102		
Clarus (K9A), SW / Credos '96- 01 .....	54	CLA (C117) '13- .....	60	406 (8B/E/F), Break, Coupe '95- 04 .....	89	Twingo II (CN0) '07- 14 .....	102		
Picanto I (BC) '04- 08 .....	54	CLA (X117) Shooting Brake '15- .....	61	5008 I '09- 17 .....	90	Wind (E4M) '10- 13 .....	102		
Picanto III (TA) '11- .....	54	Clase A I (W168) '97- 04 .....	62	508, SW '10- .....	90	<b>RENAULT LCV</b>			
Pro Ceed I (ED) '08- 12 .....	54	Clase A III (W176) '12- .....	62	807 (E) '02- 14 .....	91	Kangoo I (FC0) Van '98- 08 .....	103		
Sorento I (JC) '02- 09 .....	55	Clase A II (W169) '04- 12 .....	62	<b>PEUGEOT LCV</b>			Kangoo II Van (FW0/1) '08- .....	103	
Sorento II (XM) '10- 14 .....	55	Clase A III (W176) '12- .....	62	106 Van '94- 05 .....	91	Master IV '10- .....	103		
Soul I (AM) '09- 14 .....	55	Clase B I (W245) '05- 11 .....	63	Boxer I (230) '94- 02 .....	92	Traffic III (EL, FL, JL) '01- 14 .....	104		
Sportage II (FQ) '04- 10 .....	55	Clase B II (W246) '11- .....	64	Boxer IV '14- .....	92	<b>ROVER</b>			
Sportage III (SL) '10- 16 .....	55	Clase GLA (X156) '14- .....	65	Expert II Tepee (VF3V) '07- .....	92	MG ZS '01- 05 .....	104		
Venga I (YN) '10- 14 .....	56	Clase M I (W163) '98- 05 .....	65	Partner/Ranch II, Tepee '08- .....	93	MG ZT, ZT-T '01- 05 .....	104		
Venga II '15- .....	56	Clase M II (W164) '05- 11 .....	66	<b>PORSCHE</b>			MGB GT '66- 80 .....	104	
<b>LADA</b>		Clase R (W251) '06- 13 .....	67	Cayenne (955) '02- 10 .....	93	<b>SAAB</b>			
110 '95- .....	57	Viano (W639) '03- 13 .....	67	<b>RENAULT</b>			<b>SEAT</b>		
112 '95- .....	57	<b>MERCEDES BENZ LCV</b>		Captur '13- .....	93	9-3 II (YS3F), SW, Cabrio '02- 13 .....	104		
Niva II (2123) '02- .....	57	Vito II (639) '03- 14 .....	68	Clio II (B/C/B0/1) '98- 05 .....	94	<b>SEAT</b>			
<b>LANCIA</b>		<b>MINI</b>		Clio III (BR/CR0/1) '05- 12 .....	94	Cordoba III (6L2) '02-09 .....	105		
Dedra (835) '89- 99 .....	57	Mini I (R50, R53) '01- 06 .....	68	Duster '11- .....	95	Ibiza IV (6L1) '02- 08 .....	105		
Delta II (836) '93- 99 .....	57	Mini II Clubman (R55) '07- 13 .....	68	Espace II (J/S63) '91- 96 .....	95	Ibiza V (6J5,1,8), Sportcoupe, ST SW '08- .....	105		
Delta III (844) '08- 14 .....	57	Mini III Countryman (R60), Paceman (R61) '10- 16 .....	69	Espace IV (JK0) '02- 15 .....	95	Leon II (1P1) '05- 12 .....	105		
Lybra (839AX,BX), SW '99- 05 .....	57	<b>OPEL</b>		Fluence '10- .....	95	Leon III (5F1/5/8), SC , SW '13- .....	106		
Phedra (179) '02- 10 .....	58	<b>OPEL LCV</b>		Grand Modus '08- 13 .....	96	Toledo III (5P2) '04- 09 .....	107		
				Astra H Van '04- 09 .....	82	Toledo IV (KG3) '13- .....	107		

MAKE - MODEL	PAGE	MAKE - MODEL	PAGE	MAKE - MODEL	PAGE	MAKE - MODEL	PAGE
<b>SKODA</b>		<b>VOLKSWAGEN</b>		S80 I (TS, XY) '98- 06.....	<b>134</b>		
Citigo '11-.....	<b>107</b>	Bora (1J2, 1J6), Variant '98- 04.....	<b>114</b>	S80 II (AS) '06- 16.....	<b>134</b>		
Fabia II (5J2), SW '07- 14.....	<b>108</b>	Eos I '06- 13.....	<b>115</b>	V40 III '12-.....	<b>135</b>		
Fabia III (NJ3,5), SW '15-.....	<b>108</b>	Golf IV (1J1, 5), Variant '97- 03.....	<b>115</b>	V40 III Cross Country '12-.....	<b>135</b>		
Octavia III (1Z3, 1Z5), SW '04- 13.....	<b>108</b>	Golf V (1K1, 5), Variant '03- 08.....	<b>115</b>	V70 I SW (LV) '97- 00.....	<b>136</b>		
Octavia IV, SW (5E3, 5E5) '13-.....	<b>109</b>	Golf V Plus (1KP) '05- 08.....	<b>116</b>	XC60 '08-.....	<b>137</b>		
Rapid II, SW (NH1, 3) '13-.....	<b>109</b>	Golf VI (517) Cabrio '11-.....	<b>116</b>				
Roomster (5J7) '06- 15.....	<b>110</b>	Golf VI (5K1), Variant '08- 12.....	<b>117</b>				
Superb II (3T4, 3T5), SW '08- 15.....	<b>110</b>	Golf VII (5G1, BA5), Variant '12-.....	<b>117</b>				
Yeti (5L) '09-.....	<b>110</b>	Golf VII Sportsvan '14-.....	<b>118</b>				
<b>SMART</b>		Jetta III (1H2) '91- 98.....	<b>119</b>				
		Jetta VI (162) '11-.....	<b>122</b>				
Forfour I (454) '04-06.....	<b>111</b>	Lupo (6X1, 6E1) '98- 05.....	<b>122</b>				
<b>SUBARU</b>		Passat V (3B3, 3B6), Variant '00- 05.....	<b>122</b>				
		Passat VI (3C2, 3C5), Variant '05- 10.....	<b>123</b>				
Forester III (SH) '08- 13.....	<b>111</b>	Passat VII Coupe CC (357, 358) '08-.....	<b>123</b>				
Legacy V (BM, BR), SW '08-.....	<b>111</b>	Passat VIII (3G2, 3G5), Variant, Alltrack '14-.....	<b>124</b>				
Outback III (BM, BR) '09- 14.....	<b>111</b>	Polo IV (6N2) '99- 01.....	<b>124</b>				
XV '12-.....	<b>111</b>	Polo V (9N) '01- 09.....	<b>124</b>				
<b>SUZUKI</b>		Polo VI (6R/C) '09-.....	<b>124</b>				
		Scirocco III (137, 138) '08-.....	<b>126</b>				
Splash '08-.....	<b>112</b>	Sharan I (7M8, 7M9) '95- 10.....	<b>126</b>				
Swift III (SG) '05- 10.....	<b>112</b>	Tiguan I (5N1) '07- 11.....	<b>127</b>				
Swift IV (FZ, NZ) '10-.....	<b>112</b>	Tiguan II (5N2) '11- 16.....	<b>127</b>				
Vitara (ET, TA) '88- 99.....	<b>112</b>	Touareg I (7LA) '02- 10.....	<b>127</b>				
<b>TOYOTA</b>		Touran I (1T1, 1T2, 1T3) '03- 15.....	<b>128</b>				
		Up '12-.....	<b>128</b>				
Avensis II (T25), SW '03- 09.....	<b>112</b>	<b>VOLKSWAGEN LCV</b>					
Avensis III (T27), SW '09-.....	<b>112</b>	Amarok '10-.....	<b>129</b>				
Aygo I (KGB,WNB) '05- 14.....	<b>113</b>	Caddy III (2KA, KB) '04- 15.....	<b>129</b>				
Corolla V (E10), SW, Compact, Liftback '92- 97.....	<b>113</b>	Golf Van II (19E, 1G1) '83- 91.....	<b>129</b>				
Corolla VI (E11), SW, Compact, Liftback '97- 02.....	<b>113</b>	Golf Van III (1H1) '91- 97.....	<b>130</b>				
Corolla VIII (E15) '07-.....	<b>113</b>	Golf Van IV (1J1) '00- 04.....	<b>130</b>				
Corolla VIII Verso (R1) '04- 09.....	<b>113</b>	Multivan V (7HM) '03- 15.....	<b>131</b>				
Verso I '09- 15.....	<b>114</b>	Transporter V (7HA/B/H/J, JD/E/L) '03- 15.....	<b>131</b>				
Yaris I (CP10)/ Vitz/Platz '99- 05.....	<b>114</b>	<b>VOLVO</b>					
Yaris II (C/SP9) '06- 11.....	<b>114</b>	850 (LS, LW), SW '91- 96.....	<b>131</b>				
Yaris III (P13) '11-.....	<b>114</b>	C30 '06- 13.....	<b>132</b>				
		C70 I Coupe, Cabrio '97- 06.....	<b>132</b>				
		S40 I / V40 (VW, VS) '95- 04.....	<b>132</b>				
		S40 II / V50 (MW, MS) '04- 12.....	<b>133</b>				
		S60 II '10-.....	<b>133</b>				























## ABARTH




























Punto Evo (199) '09- 12			L/R			NOTE	METELLI ref.	ABS	A	B	C	D	E	F	H	I	L	M	Fig	
1.4 Abarth (132 kW) Eng. 199A8.000/ 955A8.000		08-12		•			13-0460				25	78	130							
		08-12		•			15-1687		25	25	51	87	47,1					4	1	

## AIXAM








































Berline, Mini van , Pick Up '96-			L/R			NOTE	METELLI ref.	ABS	A	B	C	D	E	F	H	I	L	M	Fig	
0.5D (10 kW) Eng. Z482		97-		•			13-0549				17	59	78							
		97-		•			14-0029				17	57	76							






## ALFA ROMEO

155 (167) '92- 98			L/R			NOTE	METELLI ref.	ABS	A	B	C	D	E	F	H	I	L	M	Fig	
1.9 TD (66 kW) Eng. AR67501		-12/95	L/R			M/T	17-1070		25			90	99,8		84,5		483	s10		
2.0 T.S. 16v (110 kW) Eng. AR67204		-12/95	L/R			M/T	17-1070		25			90	99,8		84,5		483	s10		
2.5 TD (92 kW) Eng. VM07B		93-	L/R			+ABS, M/T	17-1071	44	25			98	108		84,6		500	s10		
2.5 TD (92 kW) Eng. VM31B		93-	L/R			+ABS, M/T	17-1071	44	25			98	108		84,6		500	s10		
156 (932), Sportwagon '97- 05			L/R			NOTE	METELLI ref.	ABS	A	B	C	D	E	F	H	I	L	M	Fig	
2.4 JTD 20v (129 kW) Eng. 841G.000		03-	L			M/T, Active Sensor ABS	17-1073		25		27	90,9	86		84,5	78	551	s9		
		03-	R			M/T, Active Sensor ABS	17-1074		25		27	90,9	86		84,5	488,5	1000	s4		
159, Sportwagon (140) '05- 11			L/R			NOTE	METELLI ref.	ABS	A	B	C	D	E	F	H	I	L	M	Fig	
1.8 16v (103 kW) Eng. 939A4.000		05-		•			13-0563				22	75	112							
1.8 TBi (147 kW) Eng. 939B1.000		09-		•			13-0563				22	75	112							
1.9 JTDM 16v (110 kW) Eng. 939A2.000		05-	L			M/T	17-1079		30		25	94,1	86		92,9	57,6	639	s3		
		05-	R			M/T	17-1080		30		25	94,1	86		92,9	439	1015	s4		
1.9 JTDM 16v (Belgio) (100 kW) Eng. 937A8.000		05-	L			M/T	17-1079		30		25	94,1	86		92,9	57,6	639	s3		
		05-	R			M/T	17-1080		30		25	94,1	86		92,9	439	1015	s4		
1.9 JTDM 8v (88 kW) Eng. 939A1.000		05-	L			M/T	17-1079		30		25	94,1	86		92,9	57,6	639	s3		
		05-	R			M/T	17-1080		30		25	94,1	86		92,9	439	1015	s4		
1.9 JTS (118 kW) Eng. 939A6.000		05-		•			13-0563				22	75	112							
2.0 JTDM (100 kW) Eng. 940A8.000		10-		•			13-0513				27	98	140							
		10-		•			15-1595		30	27	62	101	48,6					4	1	





























<b>159, Sportwagon (140) '05- 11</b>			L/R			NOTE	METELLI ref.	ABS	A	B	C	D	E	F	H	I	L	M	Fig
2.2 JTS (136 kW) Eng. 939A5.000		05-	L			M/T	<b>17-1079</b>		30		25	94,1	86		92,9	57,6	639	s3	
		05-	R			M/T	<b>17-1080</b>		30		25	94,1	86		92,9	439	1015	s4	
2.4 JTD 20v (147 kW) Eng. 939A3.000		05-	L			M/T	<b>17-1081</b>		30		27	100	92,5		93	76,9	600	s3	
		05-	R			M/T	<b>17-1082</b>		30		27	100	92,5		93	496,8	1057	s4	
2.4 JTD 20v, Q4 (154 kW) Eng. 939A9.000		07-	L			M/T	<b>17-1081</b>		30		27	100	92,5		93	76,9	600	s3	
		07-	R			M/T	<b>17-1082</b>		30		27	100	92,5		93	496,8	1057	s4	
<b>166 (936) '98- 07</b>			L/R			NOTE	METELLI ref.	ABS	A	B	C	D	E	F	H	I	L	M	Fig
2.0 V6 (151 kW) Eng. AR34102		98-	L/R			M/T, Active Sensor ABS	<b>17-1072</b>		27			98	108		84		540	s10	
2.4 JTD 20v (129 kW) Eng. 841G.000		03-	L			A/T, Active Sensor ABS	<b>17-1077</b>		27		26	91	86		84,5	51,4	578	s3	
		03-	L			M/T, Active Sensor ABS	<b>17-1075</b>		27		27	91	86		84,5	78	606	s3	
		03-	R			A/T, Active Sensor ABS	<b>17-1078</b>		27		26	91	86		84,5	418,5	971	s4	
		03-	R			M/T, Active Sensor ABS	<b>17-1076</b>		27		27	91	86		84,5	428,3	982	s4	
2.4 MJT 20v (136 kW) Eng. 841N.000		06-	L			A/T, Active Sensor ABS	<b>17-1077</b>		27		26	91	86		84,5	51,4	578	s3	
		06-	L			M/T, Active Sensor ABS	<b>17-1075</b>		27		27	91	86		84,5	78	606	s3	
		06-	R			A/T, Active Sensor ABS	<b>17-1078</b>		27		26	91	86		84,5	418,5	971	s4	
		06-	R			M/T, Active Sensor ABS	<b>17-1076</b>		27		27	91	86		84,5	428,3	982	s4	
2.5 V6 24v (140 kW) Eng. AR34201		98-00	L/R			M/T+A/T, Active Sensor ABS	<b>17-1072</b>		27			98	108		84		540	s10	
3.0 V6 24v (166 kW) Eng. AR34301		98-00	L/R			M/T+A/T, Active Sensor ABS	<b>17-1072</b>		27			98	108		84		540	s10	
<b>Brera (177) '06- 10</b>			L/R			NOTE	METELLI ref.	ABS	A	B	C	D	E	F	H	I	L	M	Fig
2.2 JTS (136 kW) Eng. 939A5.000		06-	L			M/T	<b>17-1079</b>		30		25	94,1	86		92,9	57,6	639	s3	
		06-	R			M/T	<b>17-1080</b>		30		25	94,1	86		92,9	439	1015	s4	
2.4 JTD 20v (147 kW) Eng. 939A3.000		06-	L			M/T	<b>17-1081</b>		30		27	100	92,5		93	76,9	600	s3	
		06-	R			M/T	<b>17-1082</b>		30		27	100	92,5		93	496,8	1057	s4	
2.4 JTD 20v (154 kW) Eng. 939A9.000		07-	L			M/T	<b>17-1081</b>		30		27	100	92,5		93	76,9	600	s3	
		07-	R			M/T	<b>17-1082</b>		30		27	100	92,5		93	496,8	1057	s4	
<b>Giulietta III (940) '10-</b>			L/R			NOTE	METELLI ref.	ABS	A	B	C	D	E	F	H	I	L	M	Fig
1.4 T. (77 kW) Eng. 955A6.000		11-			•		<b>15-1710</b>		27	25	58,9	86,9	48,2					4	1
		11-			•		<b>13-0482</b>				25	78	130						
1.4 T. (85 kW) Eng. 940A6.000		10-			•		<b>13-0482</b>				25	78	130						
		10-			•		<b>15-1710</b>		27	25	58,9	86,9	48,2					4	1


































<b>Giulietta III (940) '10-</b>			L/R			NOTE	METELLI ref.	ABS	A	B	C	D	E	F	H	I	L	M	Fig	
1.4 T. GPL (88 kW) Eng. 198A4.000		12-			•		13-0482				25	78	130							
		12-			•		15-1710		27	25	58,9	86,9	48,2					4	1	
1.8 TCT (177 kW) Eng. 940A1.000		14-			•		13-0497				27	98	140							
		14-			•		15-1732		27	27	58,9	99,9	47,8					4	1	
2.0 JTDm (110 kW) Eng. 940B5.000		13-			•		13-0497				27	98	140							
		13-			•		15-1732		27	27	58,9	99,9	47,8					4	1	
2.0 JTDm (129 kW) Eng. 940B4.000		14-			•		13-0497				27	98	140							
		14-			•		15-1732		27	27	58,9	99,9	47,8					4	1	
<b>GTV (916C) '95- 05</b>			L/R			NOTE	METELLI ref.	ABS	A	B	C	D	E	F	H	I	L	M	Fig	
2.0 V6 T. (148 kW) Eng. AR16202		-12/97	L/R			+ABS, M/T	17-1071	44	25			98	108		84,6		500	s10		
3.0 V6 24v (162 kW) Eng. AR16102		-12/97	L/R			+ABS, M/T	17-1071	44	25			98	108		84,6		500	s10		
<b>Mito (955) '08-</b>			L/R			NOTE	METELLI ref.	ABS	A	B	C	D	E	F	H	I	L	M	Fig	
0.9 T (77 kW) Eng. 199B6.000		13-			•		13-0393				22	72	127							
		13-			•		15-1593		22	21	51	75,1	40,5					4a	1	
0.9 Twinair (63 kW) Eng. 312A2.000		11-			•		13-0420				23	78	90							
		11-			•		15-1637		22	22	51	79,1	39,8					4a	1	
1.4 Bifuel (88 kW) Eng. 198A4.000		11-			•		13-0460				25	78	130							
		11			•		15-1687		25	25	51	87	47,1					4	1	
1.4 T (102 kW) Eng. 955B1.000		14-			•		13-0460				25	78	130							
		14-			•		15-1687		25	25	51	87	47,1					4	1	
1.4 T (110 kW) Eng. 198A1.000		08-			•	Euro 5	13-0397				20	68	100							
		08-			•	Euro 5	15-1601		25	33	51	84	48					4	2	
1.4 T. (120 kW) Eng. 955A8.000		09-			•		13-0460				25	78	130							
		09-			•		15-1687		25	25	51	87	47,1					4	1	
<b>Spider (916S) '95- 06</b>			L/R			NOTE	METELLI ref.	ABS	A	B	C	D	E	F	H	I	L	M	Fig	
3.0 V6 (141 kW) Eng. AR16101		-12/97	L/R			+ABS, M/T, Ch -6063041	17-1071	44	25			98	108		84,6		500	s10		
<b>Spider (939) '06- 10</b>			L/R			NOTE	METELLI ref.	ABS	A	B	C	D	E	F	H	I	L	M	Fig	
2.2 JTS (136 kW) Eng. 939A5.000		06-	L			M/T	17-1079		30		25	94,1	86		92,9	57,6	639	s3		
		06-	R			M/T	17-1080		30		25	94,1	86		92,9	439	1015	s4		


























Spider (939) '06- 10			L/R			NOTE	METELLI ref.	ABS	A	B	C	D	E	F	H	I	L	M	Fig
2.4 JTD 20v (147 kW) Eng. 939A3.000		06-	L			M/T	17-1081		30		27	100	92,5		93	76,9	600	s3	
		06-	R			M/T	17-1082		30		27	100	92,5		93	496,8	1057	s4	
2.4 JTD 20v (154 kW) Eng. 939A9.000		07-	L			M/T	17-1081		30		27	100	92,5		93	76,9	600	s3	
		07-	R			M/T	17-1082		30		27	100	92,5		93	496,8	1057	s4	

## AUDI





































A1 I (8X1, 2, A), Sportback '10- 14			L/R			NOTE	METELLI ref.	ABS	A	B	C	D	E	F	H	I	L	M	Fig
1.4 TFSi (103 kW) Eng. CPTA		12-			•	Doppia Frizione/Double Clutch	13-0553				27,3	96,5	109						
		12-			•	Doppia Frizione/Double Clutch	15-1771	36	27	52	97,95	39,5						11	2
1.4 TFSi (136 kW) Eng. CAVG, CTHG, CTJA		10-			•	Doppia Frizione/Double Clutch	13-0553				27,3	96,5	109						
		10-			•	Doppia Frizione/Double Clutch	15-1771	36	27	52	97,95	39,5						11	2
1.6 TDi (66 kW) Eng. CAYB		11-			•	Doppia Frizione/Double Clutch	13-0553				27,3	96,5	109						
		11-			•	Doppia Frizione/Double Clutch	15-1771	36	27	52	97,95	39,5						11	2
2.0 TDi (100 kW) Eng. CFHB		12-			•	Doppia Frizione/Double Clutch	13-0553				27,3	96,5	109						
		12-			•	Doppia Frizione/Double Clutch	15-1771	36	27	52	97,95	39,5						11	2
2.0 TDi (105 kW) Eng. CFHD		11-			•	M/T, Doppia Frizione/Double Clutch	13-0553				27,3	96,5	109						
		11-			•	M/T, Doppia Frizione/Double Clutch	15-1771	36	27	52	97,95	39,5						11	2
2.0 TFSi quattro (188 kW) Eng. CDLH		12-			•		13-0320				25	90	107						
		12-			•		15-1463	36	27	59,5	97,95	40,5						13	2
A1 II, Sportback '14-			L/R			NOTE	METELLI ref.	ABS	A	B	C	D	E	F	H	I	L	M	Fig
1.4 TDi (66 kW) Eng. CUSB		14-			•	Doppia Frizione/Double Clutch	13-0553				27,3	96,5	109						
		14-			•	Doppia Frizione/Double Clutch	15-1771	36	27	52	97,95	39,5						11	2
1.6 TDi (85 kW) Eng. CXMA		14-			•	Doppia Frizione/Double Clutch	13-0553				27,3	96,5	109						
		14-			•	Doppia Frizione/Double Clutch	15-1771	36	27	52	97,95	39,5						11	2
1.8 TFSi (141 kW) Eng. DAJB		15-			•	Doppia Frizione/Double Clutch	13-0553				27,3	96,5	109						
		15-			•	Doppia Frizione/Double Clutch	15-1771	36	27	52	97,95	39,5						11	2
A3 II (8P1), Sportback '03- 12			L/R			NOTE	METELLI ref.	ABS	A	B	C	D	E	F	H	I	L	M	Fig
1.6 TDi (77 kW) Eng. CAYC		09-12	L			M/T	17-0759		36			90	100		40		521		
		09-12	R			M/T	17-0760		36			90	100		40		813		












<b>A3 II (8P1), Sportback '03- 12</b>			L/R			NOTE	METELLI ref.	ABS	A	B	C	D	E	F	H	I	L	M	Fig	
1.8 16v TFSi, quattro (118 kW) Eng. BYT/ BZB/ CDAA		07-		•		Doppia frizione/ Double Clutch	13-0585				27,3	96,5	109							
		07-		•		Doppia frizione/ Double Clutch	15-1786	36	27	59,4	99,9	39						13a	1	
1.9 TDi (77 kW) Eng. BLS/ BKC/ BXE		03-	L			A/T, 6Sp	17-1085	36			98	85,7		40,1			478	s15		
		03-	R			A/T, 6Sp	17-1091	36			98	85,7		40,1			749	s15		
2.0 TDi, quattro (100 kW) Eng. AZV/ CBAA/ CFFA		03-	L			A/T, Ch 8P5A072501-	17-1085	36			98	85,7		40,1			478	s15		
		03-	R			A/T, Ch 8P5A072501-	17-1086	36			98	85,7		40,1			755	s15		
2.0 TDi, quattro (103 kW) Eng. BKD/ CBAB/ CFFB		03-	L			A/T, Ch 8P5A072501-	17-1085	36			98	85,7		40,1			478	s15		
		03-	R			A/T, Ch 8P5A072501-	17-1086	36			98	85,7		40,1			755	s15		
2.0 TDi, quattro, Sportback (103 kW) Eng. BMM		05-	L			A/T, Ch 8P5A072501-	17-1085	36			98	85,7		40,1			478	s15		
		05-	R			A/T, Ch 8P5A072501-	17-1086	36			98	85,7		40,1			755	s15		
<b>A3 II Cabrio '08- 13</b>			L/R			NOTE	METELLI ref.	ABS	A	B	C	D	E	F	H	I	L	M	Fig	
1.8 16v TFSi (118 kW) Eng. BYT/ BZB/ CDAA		11/08-		•		Doppia Frizione/Double Clutch	13-0585				27,3	96,5	109							
		11/08-		•		Doppia Frizione/Double Clutch	15-1786	36	27	59,4	99,9	39						13a	1	
<b>A3 III (8V1),Sportback(8VA),Sedan(8VS),Cabrio(8V7) '12-</b>			L/R			NOTE	METELLI ref.	ABS	A	B	C	D	E	F	H	I	L	M	Fig	
1.2 TFSi (81 kW) Eng. CYVB		14-		•		M/T	13-0319				26	87	117							
		14-		•		Doppia Frizione/Double Clutch	13-0480				25,5	94	116							
		14-		•		M/T	15-1467	36	30	59,5	90	40						13	2	
		14-		•		Doppia Frizione/Double Clutch	15-1708	36	33	59,5	93,7	39,8						13	2	
1.4 TFSi (110 kW) Eng. CZIA / CUKB		14-		•		M/T	13-0480				25,5	94	116							
		14-		•		M/T	15-1708	36	33	59,5	93,7	39,8						13	2	
1.4 TFSi (92 kW) Eng. CXSB/ CZCA		13-		•			13-0480				25,5	94	116							
		13-		•			15-1708	36	33	59,5	93,7	39,8						13	2	
1.8 TFSi, quattro (132 kW) Eng. CJSA/ CJSB		12-		•		Doppia Frizione/Double Clutch	13-0585				27,3	96,5	109							
		12-		•		Doppia Frizione/Double Clutch	15-1786	36	27	59,4	99,9	39						13a	1	
2.0 TDI, Quattro (135 kW) Eng. CUPA		12-		•			13-0585				27,3	96,5	109							
		12-		•			15-1786	36	27	59,4	99,9	39						13a	1	
2.0 TFSi S3 quattro (206 kW) Eng. CJXB		13-		•			13-0585				27,3	96,5	109							
		13-		•			15-1786	36	27	59,4	99,9	39						13a	1	
2.0 TFSi S3 quattro (210 kW) Eng. CJXF		14-		•			13-0585				27,3	96,5	109							
		14-		•			15-1786	36	27	59,4	99,9	39						13a	1	

<b>A3 III (8V1), Sportback(8VA), Sedan(8VS), Cabrio(8V7) '12-</b>			L/R			NOTE	METELLI ref.	ABS	A	B	C	D	E	F	H	I	L	M	Fig	
2.0 TFSi S3 quattro (221 kW) Eng. CJXC		12-		•			<b>13-0585</b>				27,3	96,5	109							
		12-		•			<b>15-1786</b>		36	27	59,4	99,9	39						13a	1
<b>A4 I (8D2, B5), Avant '95- 01</b>			L/R			NOTE	METELLI ref.	ABS	A	B	C	D	E	F	H	I	L	M	Fig	
1.6 (74 kW) Eng. ADP		95-00	L			+ABS, A/T	<b>17-1083</b>	45	33			88	90					497	s15	
		95-00	R			+ABS, A/T	<b>17-1084</b>	45	33			88	90					583	s15	
1.6i (74 kW) Eng. AHL/ ANA/ ARM		95-00	L			+ABS, A/T	<b>17-1083</b>	45	33			88	90					497	s15	
		95-00	R			+ABS, A/T	<b>17-1084</b>	45	33			88	90					583	s15	
1.8 (92 kW) Eng. APT/ ARG/ AVV		95-01	L			+ABS, A/T	<b>17-1083</b>	45	33			88	90					497	s15	
		95-01	R			+ABS, A/T	<b>17-1084</b>	45	33			88	90					583	s15	
1.8 quattro (92 kW) Eng. APT/ ARG/ AVV		95-01	L			+ABS, A/T	<b>17-1083</b>	45	33			88	90					497	s15	
		95-01	R			+ABS, A/T	<b>17-1084</b>	45	33			88	90					583	s15	
1.8, quattro (92 kW) Eng. ADR		95-01	L			+ABS, A/T	<b>17-1083</b>	45	33			88	90					497	s15	
		95-01	R			+ABS, A/T	<b>17-1084</b>	45	33			88	90					583	s15	
1.9 TDi (66 kW) Eng. 1Z		95-01	L			+ABS, A/T	<b>17-1083</b>	45	33			88	90					497	s15	
		95-01	R			+ABS, A/T	<b>17-1084</b>	45	33			88	90					583	s15	
1.9 TDi (66 kW) Eng. AHH/ AHU		95-01	L			+ABS, A/T	<b>17-1083</b>	45	33			88	90					497	s15	
		95-01	R			+ABS, A/T	<b>17-1084</b>	45	33			88	90					583	s15	
1.9 TDi (81 kW) Eng. AFN/ AVG		95-01	L			+ABS, A/T	<b>17-1083</b>	45	33			88	90					497	s15	
		95-01	R			+ABS, A/T	<b>17-1084</b>	45	33			88	90					583	s15	
1.9 TDi quattro (81 kW) Eng. AFN/ AVG		95-01	L			+ABS, A/T	<b>17-1083</b>	45	33			88	90					497	s15	
		95-01	R			+ABS, A/T	<b>17-1084</b>	45	33			88	90					583	s15	
<b>A4 II (8E2, B6), Avant '00- 04</b>			L/R			NOTE	METELLI ref.	ABS	A	B	C	D	E	F	H	I	L	M	Fig	
1.8 T., quattro (110 kW) Eng. AVJ		00-	L			+ABS, FWD, M/T, Ch 8E2100001-	<b>17-1087</b>	45	38			88	85,7					595	s15	
		00-	R			+ABS, FWD, M/T, Ch 8E2100001-	<b>17-1088</b>	45	38			88	85,7					617	s15	
2.0 (96 kW) Eng. ALT		00-	L			+ABS, M/T, Ch 8E2100001-	<b>17-1087</b>	45	38			88	85,7					595	s15	
		00-	R			+ABS, M/T, Ch 8E2100001-	<b>17-1088</b>	45	38			88	85,7					617	s15	
2.0 FSI (110 kW) Eng. AWA		02-	L			+ABS, M/T, Ch 8E2100001-	<b>17-1087</b>	45	38			88	85,7					595	s15	
		02-	R			+ABS, M/T, Ch 8E2100001-	<b>17-1088</b>	45	38			88	85,7					617	s15	
3.0, quattro (160 kW) Eng. BBJ		01-04		•		+ABS, Ch -8E4350000	<b>13-0301</b>				26	86	138							
			01-04		•		+ABS, Ch -8E4350000	<b>15-1436</b>	45	38	27	59,5	99,5	34					13	2





























































<b>Q3 (8U) '11-</b>			L/R			NOTE	METELLI ref.	ABS	A	B	C	D	E	F	H	I	L	M	Fig	
2.0 TDI (100 kW) Eng. CFFA		11-			•		13-0585				27,3	96,5	109							
		11-			•		15-1786		36	27	59,4	99,9	39						13a	1
2.0 TDI (88 kW) Eng. CUVD		15-			•		13-0585				27,3	96,5	109							
		15-			•		15-1786		36	27	59,4	99,9	39						13a	1
2.0 TDi quattro (130 kW) Eng. CFGC/ CLLB		11-			•		13-0585				27,3	96,5	109							
		11-			•		15-1786		36	27	59,4	99,9	39						13a	1
2.0 TDI, quattro (103 kW) Eng. CFFB/ CLJA		11-			•		13-0585				27,3	96,5	109							
		11-			•		15-1786		36	27	59,4	99,9	39						13a	1
2.0 TDI, quattro (135 kW) Eng. CUWA		15-			•	FWD, Exc. Quattro, Doppia Frizione/Double Clutch	13-0585				27,3	96,5	109							
		15-			•	FWD, Exc. Quattro, Doppia Frizione/Double Clutch	15-1786		36	27	59,4	99,9	39						13a	1
2.0 TFSi quattro (125 kW) Eng. CCZC		11-			•	Doppia Frizione/Double Clutch	13-0585				27,3	96,5	109							
		11-			•	Doppia Frizione/Double Clutch	15-1786		36	27	59,4	99,9	39						13a	1
2.0 TFSi quattro (155 kW) Eng. CPSA		11-			•		13-0585				27,3	96,5	109							
		11-			•		15-1786		36	27	59,4	99,9	39						13a	1
2.0 TFSi, quattro (132 kW) Eng. CULB		15-			•	FWD, M/T, Incl. Quattro	13-0585				27,3	96,5	109							
		15-			•	FWD, M/T, Incl. Quattro	15-1786		36	27	59,4	99,9	39						13a	1
<b>Q5 I (8R) '08- 16</b>			L/R			NOTE	METELLI ref.	ABS	A	B	C	D	E	F	H	I	L	M	Fig	
2.0 TDi quattro (120-125 kW) Eng. CAHA/ CAHB/ CGLA/ CGLB/ CGLD/ CMGA			08-		•		15-1697		42	33	76,3	87,8	33,5						13a	1
3.0 TFSi quattro (200 kW) Eng. CTUC/ CTVA		12-2/13			•		13-0461				27,3	96,5	109							
		12-2/13			•		15-1688		42	27	76,3	100	33,5						13a	1
<b>Q7 I (4L) '06- 15</b>			L/R			NOTE	METELLI ref.	ABS	A	B	C	D	E	F	H	I	L	M	Fig	
3.0 TDi quattro (150 kW) Eng. CJGC/ CJMA		10-			•	FWD	14-0028				28	67	102							
		10-			•	FWD	16-1033		28			112								1
3.0 TDi quattro (155 kW) Eng. BUN/ CTWA		06-			•	FWD	14-0028				28	67	102							
		06-			•	FWD	16-1033		28			112								1
3.0 TDi quattro (165 kW) Eng. CATA		09-			•	FWD	14-0028				28	67	102							
		09-			•	FWD	16-1033		28			112								1
3.0 TDi quattro (171 kW) Eng. BUG		06-			•	FWD	14-0028				28	67	102							
		06-			•	FWD	16-1033		28			112								1






























TT III (FV3,9), Roadster '14-			L/R			NOTE	METELLI ref.	ABS	A	B	C	D	E	F	H	I	L	M	Fig	
2.0 TFSi, quattro (169 kW) Eng. CHHC		14-					13-0585				27,3	96,5	109							
		14-					15-1786		36	27	59,4	99,9	39						13a	1
2.0 TFSi, quattro (228 kW) Eng. CJXG		15-					13-0585				27,3	96,5	109							
		15-					15-1786		36	27	59,4	99,9	39						13a	1
2.0 TTS quattro (210 kW) Eng. CJXF		15-					13-0585				27,3	96,5	109							
		15-					15-1786		36	27	59,4	99,9	39						13a	1

## BMW











3 II (E30) '82- 93			L/R			NOTE	METELLI ref.	ABS	A	B	C	D	E	F	H	I	L	M	Fig
320 i (92 kW) Eng. M20B20(L-Jetronic)		82-	L/R			+ABS, RWD	17-1096	48	27			94	100,1		66,6		576	s10	
320 i Cabrio (95 kW) Eng. M20B20/ M20B20(Monotronic/ Kat)		82-	L/R			+ABS, RWD	17-1096	48	27			94	100,1		66,6		576	s10	
320 i, Cabrio (95 kW) Eng. M20B20(L-Jetronic)/(Motronic/ Kat.)		82-	L/R			+ABS, RWD	17-1096	48	27			94	100,1		66,6		576	s10	
320 is (141 kW) Eng. S14204EA		88-	L/R			+ABS, RWD	17-1096	48	27			94	100,1		66,6		576	s10	
324 D (63 kW) Eng. M21D24		85-	L/R			+ABS, RWD	17-1096	48	27			94	100,1		66,6		576	s10	
324 TD (85 kW) Eng. M21D24		87-	L/R			+ABS, RWD	17-1096	48	27			94	100,1		66,6		576	s10	
325 i X (125 kW) Eng. M20B25(Kat.)		86-	L/R			+ABS, RWD	17-1096	48	27			94	100,1		66,6		576	s10	
325 i, Cabrio (125 kW) Eng. M20B25(Kat.)		83-	L/R			+ABS, RWD	17-1096	48	27			94	100,1		66,6		576	s10	
M3 2.3 (147 kW) Eng. S14B23		87-	L/R			+ABS, RWD	17-1096	48	27			94	100,1		66,6		576	s10	
3 III (E36) '90- 98			L/R			NOTE	METELLI ref.	ABS	A	B	C	D	E	F	H	I	L	M	Fig
318 is (103 kW) Eng. M42B18		93-	L/R			+ABS, RWD	17-1093	48	27			86	100		66,5		578	s10	
		93-	L/R			RWD	17-1092		27			86	100		66,5		578	s10	
318 is (103 kW) Eng. M44B19		95-	L/R			+ABS, RWD	17-1093	48	27			86	100		66,5		578	s10	
		95-	L/R			RWD	17-1092		27			86	100		66,5		578	s10	
325 i (141 kW) Eng. M50B25(Vanos)		90-	L/R			+ABS, RWD	17-1094	48	27			93,8	100		68,7		613	s10	
325 TD (85 kW) Eng. M51D25		91-	L/R			+ABS, RWD	17-1094	48	27			93,8	100		68,7		613	s10	
3 IV (E46) '98- 04			L/R			NOTE	METELLI ref.	ABS	A	B	C	D	E	F	H	I	L	M	Fig
325 i, xi (141 kW) Eng. M54256S5		00-	L			+ABS, FWD, M/T	17-1097	48	30		27	98,1	86		73,5	60	580	s3	
		00-	R			+ABS, FWD, M/T	17-1098	48	30		27	98,1	86		73,5	381,4	901	s4	
330 D, xd (135 kW) Eng. M57D30		99-	L			+ABS, FWD, M/T	17-1097	48	30		27	98,1	86		73,5	60	580	s3	
		00-	R			+ABS, FWD, M/T	17-1098	48	30		27	98,1	86		73,5	381,4	901	s4	

			L/R			NOTE	METELLI ref.	ABS	A	B	C	D	E	F	H	I	L	M	Fig	
<b>3 IV (E46) '98- 04</b>																				
330 D, xd (150 kW) Eng. M57N306D2		03-	L			+ABS, FWD, M/T	17-1097	48	30		27	98,1	86		73,5	60	580	s3		
		00-	R			+ABS, FWD, M/T	17-1098	48	30		27	98,1	86		73,5	381,4	901	s4		
330 i, xi (170 kW) Eng. M54306S3		00-	L			+ABS, FWD, M/T	17-1097	48	30		27	98,1	86		73,5	60	580	s3		
		00-	R			+ABS, FWD, M/T	17-1098	48	30		27	98,1	86		73,5	381,4	901	s4		
<b>5 IV (E39) '95- 03</b>			L/R			NOTE	METELLI ref.	ABS	A	B	C	D	E	F	H	I	L	M	Fig	
520 D (100 kW) Eng. M47D20		00-	L/R			RWD	17-1095		30			94	100		72,8		629	s10		
525 TD (85 kW) Eng. M51D25		97-	L/R			RWD	17-1095		30			94	100		72,8		629	s10		
525 TDs (105 kW) Eng. M51D25(Inter.)		96-	L/R			RWD	17-1095		30			94	100		72,8		629	s10		
530 i (170 kW) Eng. M54306S3		00-	L/R			RWD	17-1095		30			94	100		72,8		629	s10		
<b>X5 II (E70) '07- 13</b>			L/R			NOTE	METELLI ref.	ABS	A	B	C	D	E	F	H	I	L	M	Fig	
3.0 D (173 kW) Eng. M57306D3		07-				•	13-0648				24	80	116							
		07-				•	15-1892		30	33	64,7	86	60,5					4	1	
3.0s D (210 kW) Eng. M57N306D5		07-				•	13-0648				24	80	116							
		07-				•	15-1892		30	33	64,7	86	60,5					4	1	
3.0si (200 kW) Eng. N52B30A		07-				•	13-0648				24	80	116							
		07-				•	15-1892		30	33	64,7	86	60,5					4	1	
3.5i xd (225 kW) Eng. N55B30A		10-				•	13-0648				24	80	116							
		10-				•	15-1892		30	33	64,7	86	60,5					4	1	
4.8 i xD (261 kW) Eng. N62B48B		07-				•	13-0648				24	80	116							
		07-				•	15-1892		30	33	64,7	86	60,5					4	1	
5.0i xD (300 kW) Eng. N63B44A		10-				•	13-0648				24	80	116							
		10-				•	15-1892		30	33	64,7	86	60,5					4	1	
M 4.4 V8 (408 kW) Eng. S63B44A		09-				•	13-0648				24	80	116							
		09-				•	15-1892		30	33	64,7	86	60,5					4	1	
<b>X5 III (F15) '13-</b>			L/R			NOTE	METELLI ref.	ABS	A	B	C	D	E	F	H	I	L	M	Fig	
50i xD (330 kW) Eng. N63B44B		13-				•	13-0648				24	80	116							
		13-				•	15-1892		30	33	64,7	86	60,5					4	1	



































<b>X6 I (E71) '08- 14</b>			L/R			NOTE	METELLI ref.	ABS	A	B	C	D	E	F	H	I	L	M	Fig	
30d (173 kW) Eng. M57306D3		08-		•			13-0648				24	80	116							
		08-		•			15-1892		30	33	64,7	86	60,5					4	1	
35d, xD (210 kW) Eng. M57N306D5		08-		•			13-0648				24	80	116							
		08-		•			15-1892		30	33	64,7	86	60,5					4	1	
35i (225 kW) Eng. N54B30A		08-		•			13-0648				24	80	116							
		08-		•			15-1892		30	33	64,7	86	60,5					4	1	
35i Xd (240 kW) Eng. N54B30A		09-		•			13-0648				24	80	116							
		09-		•			15-1892		30	33	64,7	86	60,5					4	1	
4.4 Active Hybrid (357 kW) Eng. N63B44A		10-		•			13-0648				24	80	116							
		10-		•			15-1892		30	33	64,7	86	60,5					4	1	
50i, xD (300 kW) Eng. N63B44		08-		•			13-0648				24	80	116							
		08-		•			15-1892		30	33	64,7	86	60,5					4	1	
M 4.4 V8 (408 kW) Eng. S63B44A		09-		•			13-0648				24	80	116							
		09-		•			15-1892		30	33	64,7	86	60,5					4	1	
<b>X6 II (F16) '14-</b>			L/R			NOTE	METELLI ref.	ABS	A	B	C	D	E	F	H	I	L	M	Fig	
50i xD (330 kW) Eng. N46B44B		14-		•			13-0648				24	80	116							
		14-		•			15-1892		30	33	64,7	86	60,5					4	1	
<b>Z3 (E36) '95- 03</b>			L/R			NOTE	METELLI ref.	ABS	A	B	C	D	E	F	H	I	L	M	Fig	
2.2 (125 kW) Eng. M54226S1/ M54B22		00-	L/R			+ABS, RWD	17-1094	48	27			93,8	100		68,7		613	s10		
2.8, Coupe (141 kW) Eng. M52B28		97-	L/R			+ABS, RWD	17-1094	48	27			93,8	100		68,7		613	s10		





























## CHEVROLET

<b>Aveo II (T200, 250) '06- 11</b>			L/R			NOTE	METELLI ref.	ABS	A	B	C	D	E	F	H	I	L	M	Fig	
1.2 LPG (62 kW) Eng. B12D1		08-		•		+ABS	13-0366				22	72	97							
		08-		•		+ABS	15-1530	47	22	22	51,8	81,1	59					4	3	
<b>Aveo III (T300) '11-</b>			L/R			NOTE	METELLI ref.	ABS	A	B	C	D	E	F	H	I	L	M	Fig	
1.2 (51 kW) Eng. A12XEL		11-		•			13-0606				20	75	105							
		11-		•			15-1849		25	28	52,5	78	49					4	1	














## CHEVROLET

































<b>Aveo III (T300) '11-</b>			L/R			NOTE	METELLI ref.	ABS	A	B	C	D	E	F	H	I	L	M	Fig	
1.2 (63 kW) Eng. A12XER		11-		•			<b>13-0606</b>				20	75	105							
		11-		•			<b>15-1849</b>		25	28	52,5	78	49						4	1
1.3 D (55 kW) Eng. LDV		11-		•		6Sp	<b>13-0614</b>				20	75	105							
		11-		•		6Sp	<b>15-1845</b>		25	30	52,5	76,2	48,3						4	2
1.3 D (70 kW) Eng. LSF		11-		•		A/T, 6Sp	<b>13-0614</b>				20	75	105							
		11-		•		A/T, 6Sp	<b>15-1845</b>		25	30	52,5	76,2	48,3						4	2
1.4 (74 kW) Eng. A14XER		11-		•		A/T, 6Sp	<b>13-0614</b>				20	75	105							
		11-		•			<b>13-0606</b>				20	75	105							
		11-		•		A/T, 6Sp	<b>15-1845</b>		25	30	52,5	76,2	48,3						4	2
		11-		•			<b>15-1849</b>		25	28	52,5	78	49						4	1
1.6 (85 kW) Eng. F16D4		11-		•		A/T	<b>13-0614</b>				20	75	105							
		11-		•		A/T	<b>15-1845</b>		25	30	52,5	76,2	48,3						4	2
<b>Cruze, SW II (J300/305/308) '09-</b>			L/R			NOTE	METELLI ref.	ABS	A	B	C	D	E	F	H	I	L	M	Fig	
1.4 SW (103 kW) Eng. A14NEL / LUJ		12-		•			<b>13-0596</b>				26	86	138							
		12-		•			<b>15-1813</b>		30	34	58,53	91,9	58,3						7	1
1.6 (80 kW) Eng. F16D3 /LXT		09-		•			<b>13-0551</b>				25	78	130							
		09-		•			<b>15-1746</b>		33	31	58,8	86	59						7	1
1.6 LS (83 kW) Eng. F16D4/ LXV		09-		•			<b>13-0551</b>				25	78	130							
		09-		•			<b>15-1746</b>		33	31	58,8	86	59						7	1
1.6, SW (91 kW) Eng. F16D4/ LDE		09-		•			<b>13-0587</b>				25	78	130							
		09-		•			<b>15-1812</b>		33	31	58,5	85,9	58,9						7	1
1.7 D, SW (96 kW) Eng. LUD		12-		•			<b>13-0596</b>				26	86	138							
		12-		•			<b>15-1813</b>		30	34	58,53	91,9	58,3						7	1
1.8 (102-104 kW) Eng. 2H0/ F18D4		09-		•			<b>13-0551</b>				25	78	130							
		09-		•			<b>15-1746</b>		33	31	58,8	86	59						7	1
1.8 (104-106 kW) Eng. 2H0		11-		•			<b>13-0587</b>				25	78	130							
		11-		•			<b>15-1812</b>		33	31	58,5	85,9	58,9						7	1
2.0 CDi, SW (120 kW) Eng. LNP/ Z20D1		10-		•			<b>13-0596</b>				26	86	138							
		10-		•			<b>15-1813</b>		30	34	58,53	91,9	58,3						7	1




















<b>Lacetti, SW (J200) '05- 09</b>			L/R			NOTE	METELLI ref.	ABS	A	B	C	D	E	F	H	I	L	M	Fig	
1.8 (90 kW) Eng. T18SED		05-		•		M/T	13-0554				23	78	110							
		05-		•		+ABS, M/T	15-1780	47	33	29	52	84	60,5						3	3
<b>Malibu (V300) '12-</b>			L/R			NOTE	METELLI ref.	ABS	A	B	C	D	E	F	H	I	L	M	Fig	
2.0 D (117 kW) Eng. LBS		12-		•			13-0476				26	86	138							
		12-		•			15-1704		30	34	58,8	91,9	58,3						7	1
2.4 (123 kW) Eng. LE9		12-		•			13-0476				26	86	138							
		12-		•			15-1704		30	34	58,8	91,9	58,3						7	1
<b>Orlando '11-</b>			L/R			NOTE	METELLI ref.	ABS	A	B	C	D	E	F	H	I	L	M	Fig	
2.0 D (120 kW) Eng. Z20D1		11-		•			13-0596				26	86	138							
		11-		•			15-1813		30	34	58,53	91,9	58,3						7	1
2.0 D (96 kW) Eng. Z20D1		11-		•			13-0596				26	86	138							
		11-		•			15-1813		30	34	58,53	91,9	58,3						7	1
<b>Spark II (M300) '10-</b>			L/R			NOTE	METELLI ref.	ABS	A	B	C	D	E	F	H	I	L	M	Fig	
1.0 (50 kW) Eng. B10D1		10-		•		+ABS	13-0619				20	68	100							
		10-		•		+ABS	15-1808	47	22	20	51,95	68,98	59,05						4	1
1.0 GPL (50 kW) Eng. B10D1		11-		•		+ABS	13-0619				20	68	100							
		11-		•		+ABS	15-1808	47	22	20	51,95	68,98	59,05						4	1
1.2 (60 kW) Eng. B12D1		10-		•		+ABS	13-0619				20	68	100							
		10-		•		+ABS	15-1808	47	22	20	51,95	68,98	59,05						4	1

## CHRYSLER





























<b>Voyager I (AS) '84- 90</b>			L/R			NOTE	METELLI ref.	ABS	A	B	C	D	E	F	H	I	L	M	Fig	
2.5 (72 kW) Eng. K00		87-90		•		M/T+A/T	13-0247				22	83	79							
		87-90		•		M/T	15-1356		26	32	54	90	53						4	2
<b>Voyager II (ES) '90- 95</b>			L/R			NOTE	METELLI ref.	ABS	A	B	C	D	E	F	H	I	L	M	Fig	
2.5 i (72 kW) Eng. K00		90-95	R			+ABS	17-1104	47	26		25	89	87,6		98	172,5	999	s3		
2.5 i (74 kW) Eng. K		90-95	R			+ABS	17-1104	47	26		25	89	87,6		98	172,5	999	s3		
2.5 TD (87 kW) Eng. 09B/ M00		92-95	R			+ABS	17-1104	47	26		25	89	87,6		98	172,5	999	s3		





































## CHRYSLER

<b>Voyager II (ES) '90- 95</b>			L/R			NOTE	METELLI ref.	ABS	A	B	C	D	E	F	H	I	L	M	Fig
3.0 (104 kW) Eng. EFA		90-95	R			+ABS	17-1104	47	26		25	89	87,6		98	172,5	999	s3	
3.0 i (108 kW) Eng. 6G72/ 300		91-95	R			+ABS	17-1104	47	26		25	89	87,6		98	172,5	999	s3	
3.3, i (112 kW) Eng. EGA		91-95	R			+ABS	17-1104	47	26		25	89	87,6		98	172,5	999	s3	
3.3 i (120 kW) Eng. EGA		90-95	R			+ABS	17-1104	47	26		25	89	87,6		98	172,5	999	s3	
3.3 i, AWD (110 kW) Eng. EGA		90-95	R			+ABS	17-1104	47	26		25	89	87,6		98	172,5	999	s3	
3.3 i, AWD (120 kW) Eng. R00		90-95	R			+ABS	17-1104	47	26		25	89	87,6		98	172,5	999	s3	
<b>Voyager III (GS) '95- 01</b>			L/R			NOTE	METELLI ref.	ABS	A	B	C	D	E	F	H	I	L	M	Fig
2.0 i (98 kW) Eng. C00		95-01	L			+ABS	17-1101	47	26		25	89	87,5		98	71,5	639	s3	
		95-01	R			+ABS	17-1102	47	26		25	89	87,6		98	172,7	1031	s3	
2.4 i, AWD (111 kW) Eng. EDZ		95-01	L			+ABS	17-1101	47	26		25	89	87,5		98	71,5	639	s3	
		95-01	R			+ABS	17-1102	47	26		25	89	87,6		98	172,7	1031	s3	
2.5 TD (85 kW) Eng. 425CLIRS-X		95-01	L			+ABS	17-1101	47	26		25	89	87,5		98	71,5	639	s3	
		95-01	R			+ABS	17-1102	47	26		25	89	87,6		98	172,7	1031	s3	
3.0 (112 kW) Eng. EFA		95-01	L			+ABS	17-1101	47	26		25	89	87,5		98	71,5	639	s3	
		95-01	R			+ABS	17-1102	47	26		25	89	87,6		98	172,7	1031	s3	
3.3 i (116 kW) Eng. R00		95-01	L			+ABS	17-1101	47	26		25	89	87,5		98	71,5	639	s3	
		95-01	R			+ABS	17-1102	47	26		25	89	87,6		98	172,7	1031	s3	
<b>Voyager IV (RG) '00- 07</b>			L/R			NOTE	METELLI ref.	ABS	A	B	C	D	E	F	H	I	L	M	Fig
2.4 (108 kW) Eng. EDZ		00-04			•	+ABS	13-0593				22	75	112						
		00-07	L			+ABS, M/T	17-1103	47	26		27	89	87,5		98	70,1	640	s3	
2.5 CRD (105 kW) Eng. ENC/ ENJ		00-04			•	+ABS	13-0593				22	75	112						
		00-07	L			+ABS, M/T	17-1103	47	26		27	89	87,5		98	70,1	640	s3	
<b>Ypsilon '11-</b>			L/R			NOTE	METELLI ref.	ABS	A	B	C	D	E	F	H	I	L	M	Fig
0.9 Twinair (63 kW) Eng. 312A2.000		11-			•		13-0543				21	76	103						
		11-			•		15-1743		25	22	50,9	79,08	46,7					4	1
1.2 (51 kW) Eng. 169A4.000		11-			•		13-0544				20	68	100						
		11-			•		15-1744		22	20	47	72,27	39,75					4a	1
1.3 MJT (70 kW) Eng. 199B1.000		11-			•		15-1745		25	22	50,95	82,5	46,35					5	2

































<b>Berlingo II (B9) '08-</b>			L/R			NOTE	METELLI ref.	ABS	A	B	C	D	E	F	H	I	L	M	Fig	
1.4 (55 kW) Eng. KFW(TU3JP)		09-	L			+ABS, G.Box:MA	<b>17-0134</b>	29	25		22	84	75		79	58	592	s5		
		09-	L			-ABS, G.Box:MA	<b>17-0132</b>		25		22	86,5	71,5	30	79	58,5	594	s5		
		09-	R			+ABS, G.Box:MA	<b>17-0135</b>	29	25		22	84	75		79	333	865	s6		
		09-	R			-ABS, G.Box:MA	<b>17-0133</b>		25		22	86,5	71,5		79	333	865	s6		
1.6 16v (72 kW) Eng. 5FK(EP6CB)		10-		●		G.Box:BE4R/ MC	<b>13-0511</b>				34,9	84	119							
		10-		●		G.Box:BE4R/ MC	<b>15-1675</b>	25	34	58,5	86	46,5						11a	2	
1.6 HDI 100 (73 kW) Eng. BHY(DV6FD)		14-		●		M/T, G.Box:BE4R	<b>13-0511</b>				34,9	84	119							
		14-		●		M/T, G.Box:BE4R	<b>15-1675</b>	25	34	58,5	86	46,5						11a	2	
1.6 Hdi, 4WD (84 kW) Eng. 9HR(DV6C)		10-		●		M/T, 5Sp, G.Box:BE4	<b>13-0511</b>				34,9	84	119							
		10-		●		M/T, 5Sp, G.Box:BE4	<b>15-1675</b>	25	34	58,5	86	46,5						11a	2	
<b>C3 I (FC) '02- 09</b>			L/R			NOTE	METELLI ref.	ABS	A	B	C	D	E	F	H	I	L	M	Fig	
1.4 HDi (52 kW) Eng. 8HZ(DV4TD)		03-09	L	●			<b>13-0281</b>				20	68	100							
		03-09	R	●			<b>13-0505</b>				29,5	72,5	112							
		03-09	L	●			<b>15-1407</b>	21	21	48,75	75,6	52							4a	2
		03-09	R	●			<b>15-1646</b>	21	21	48,75	75,6	52							4a	2
		03-09	L				M/T+A/T, G.Box:MA68	<b>17-0951</b>	21		22	75	-	-	86	65	641	s5		
		03-09	L				G.Box:MA	<b>17-0708</b>	21		22	75	72		86	58,5	637			
		03-09	R				M/T+A/T, G.Box:MA68	<b>17-0952</b>	21		22	75	-	-	86	93	847	s6		
03-09	R				G.Box:MA	<b>17-0709</b>	21		22	75	72		86	96	852					
1.4 HDi (55 kW) Eng. 8HX(DV4TD)		05-09	L	●			<b>13-0281</b>				20	68	100							
		05-09	R	●			<b>13-0505</b>				29,5	72,5	112							
		05-09	L	●			<b>15-1407</b>	21	21	48,75	75,6	52							4a	2
		05-09	R	●			<b>15-1646</b>	21	21	48,75	75,6	52							4a	2
		05-09	L				M/T+A/T, G.Box:MA68	<b>17-0951</b>	21		22	75	-	-	86	65	641	s5		
		05-09	L				G.Box:MA	<b>17-0708</b>	21		22	75	72		86	58,5	637			
		05-09	R				M/T+A/T, G.Box:MA68	<b>17-0952</b>	21		22	75	-	-	86	93	847	s6		
05-09	R				G.Box:MA	<b>17-0709</b>	21		22	75	72		86	96	852					
1.4i Bivalent (54-56 kW) Eng. KFV (TU3JP)		2/02-	L	●		G.Box:MA	<b>13-0281</b>				20	68	100							
		2/02-	R	●		G.Box:MA	<b>13-0505</b>				29,5	72,5	112							
		2/02-	L	●			G.Box:MA	<b>15-1407</b>	21	21	48,75	75,6	52						4a	2
		2/02-	R	●			G.Box:MA	<b>15-1646</b>	21	21	48,75	75,6	52						4a	2
		2/02-	L				-ABS, G.Box:MA	<b>17-0415</b>	21		21	79			86		652	s5		
		2/02-	R				-ABS, G.Box:MA	<b>17-0416</b>	21		21	79			86		841	s5		



<b>C4 Picasso I (UD) '06- 13</b>			L/R			NOTE	METELLI ref.	ABS	A	B	C	D	E	F	H	I	L	M	Fig
1.6 e-HDi (82 kW) Eng. 9HR(DV6C)		10-13	L			M/T, G.Box:BE4	17-0732		25		24	88			79	62	625		
		10-13	R			M/T, G.Box:BE4	17-0731		25		24	88			79	350	928		
1.6 HDi 16v (80 kW) Eng. 9HY/9HZ(DV6TED4)		06-13	L			M/T, G.Box:BE4	17-0732		25		24	88			79	62	625		
		06-13	R			M/T, G.Box:BE4	17-0731		25		24	88			79	350	928		
<b>C5 I, Break (DC, DE) '01- 04</b>			L/R			NOTE	METELLI ref.	ABS	A	B	C	D	E	F	H	I	L	M	Fig
1.8 16v (85 kW) Eng. 6FZ(EW7J4)		01-04	L			M/T, G.Box BE4R	17-1113		25		24	100	81		89	69,2	644,3	s3	
		01-04	R			M/T, G.Box BE4R	17-1114		25		24	86	80,3		89,5	350	934	s4	
2.0 16v (100 kW) Eng. RFN(EW10J4)		01-04	L			M/T, G.Box BE4R	17-1115		25		24	86	81,2		89,5	62	646	s3	
		01-04	R			M/T, G.Box BE4R	17-1114		25		24	86	80,3		89,5	350	934	s4	
2.0 16v HPi (103 kW) Eng. RLZ(EW10D)		01-04	L			M/T, G.Box BE4R	17-1115		25		24	86	81,2		89,5	62	646	s3	
		01-04	R			M/T, G.Box BE4R	17-1114		25		24	86	80,3		89,5	350	934	s4	
2.0 HDi (66 kW) Eng. RHY(DW10TD)		01-04	L			M/T, G.Box BE4R	17-1115		25		24	86	81,2		89,5	62	646	s3	
		01-04	R			M/T, G.Box BE4R	17-1114		25		24	86	80,3		89,5	350	934	s4	
2.2 HDi (98 kW) Eng. 4HX(DW12ATED4/FAP)		01-04	L			M/T, G.Box ML5T	17-1109		25		37	96,3	85,8		88,6	68,5	623	s3	
		01-04	R			M/T, G.Box ML5T	17-1110		25		37	96,3	86		88,6	369,5	946	s4	
<b>C5 II, Break (RC, RE) '04- 08</b>			L/R			NOTE	METELLI ref.	ABS	A	B	C	D	E	F	H	I	L	M	Fig
1.6 16v HDi (80 kW) Eng. 9HY(DV6TED4)		04-	L			M/T, G.Box BE4R	17-1115		25		24	86	81,2		89,5	62	646	s3	
		04-	R			M/T, G.Box BE4R	17-1114		25		24	86	80,3		89,5	350	934	s4	
2.0 16v (103 kW) Eng. RFJ(EW10A)		04-	L			M/T, G.Box BE4R	17-1115		25		24	86	81,2		89,5	62	646	s3	
		04-	R			M/T, G.Box BE4R	17-1114		25		24	86	80,3		89,5	350	934	s4	
<b>C5 III, Break (RD, TD) '08-</b>			L/R			NOTE	METELLI ref.	ABS	A	B	C	D	E	F	H	I	L	M	Fig
1.6 HDi (80-82 kW) Eng. 9HZ(DV6TED4)/9HR(DV6C)		08-	L			M/T	17-1133		28		24	86,3	80,1		92,6	62	669	s3	
		08-	R			M/T	17-1134		28		24	86,3	80,3		92,6	350	961	s4	
1.8 16v (92 kW) Eng. 6FY-EW7A		08-	L			M/T	17-1133		28		24	86,3	80,1		92,6	62	669	s3	
		08-	R			M/T	17-1134		28		24	86,3	80,3		92,6	350	961	s4	
2.0 16v (103 kW) Eng. RFJ(EW10A)		08-	L			M/T	17-1133		28		24	86,3	80,1		92,6	62	669	s3	
		08-	R			M/T	17-1134		28		24	86,3	80,3		92,6	350	961	s4	
<b>C8 (EA, EB) '02- 14</b>			L/R			NOTE	METELLI ref.	ABS	A	B	C	D	E	F	H	I	L	M	Fig
2.0 HDi (79 kW) Eng. RHM/RHT/RHW(DW10ATED4)		02-			•	M/T	13-0566				22	82	126						
		02-			•	M/T	15-1758		27	39	58	94,9	50					11	2









<b>C8 (EA, EB) '02- 14</b>			L/R			NOTE	METELLI ref.	ABS	A	B	C	D	E	F	H	I	L	M	Fig	
2.0 HDi (88 kW) Eng. RHK(DW10UTED4)		06-		•		M/T	13-0566				22	82	126							
		06-		•		M/T	15-1758		27	39	58	94,9	50					11	2	
2.0 HDi 16v (100 kW) Eng. RHR(DW10BTED4)		06-		•		M/T	13-0566				22	82	126							
		06-		•		M/T	15-1758		27	39	58	94,9	50					11	2	
2.2 (116 kW) Eng. 3FZ(EW12J4)		02-		•		M/T	13-0566				22	82	126							
		02-		•		M/T	15-1758		27	39	58	94,9	50					11	2	
<b>DS3 '09- 13</b>			L/R			NOTE	METELLI ref.	ABS	A	B	C	D	E	F	H	I	L	M	Fig	
1.2 VTI, Cabrio (60 kW) Eng. EB2		12-		•		M/T, 5Sp, G.Box BE4	13-0518				34,9	84	119							
		12-		•		M/T, 5Sp, G.Box BE4	15-1729		21	34	48,1	85,9	50,4					4a	2	
1.6 16v, Cabrio (115 kW) Eng. 5FR(EP6DT)		10-		•		M/T, 5Sp, G.Box BE4	13-0518				34,9	84	119							
		10-		•		M/T, 5Sp, G.Box BE4	15-1729		21	34	48,1	85,9	50,4					4a	2	
1.6 16v, Cabrio (88 kW) Eng. 5FS(EP6C)		10-		•		M/T, 5Sp, G.Box BE4	13-0518				34,9	84	119							
		10-		•		M/T, 5Sp, G.Box BE4	15-1729		21	34	48,1	85,9	50,4					4a	2	
1.6 e-HDi (84 kW) Eng. 9HL(DV6C)		12-		•			13-0511				34,9	84	119							
		12-		•			15-1675		25	34	58,5	86	46,5					11a	2	
1.6 HDi, Cabrio (68 kW) Eng. 9HP(DV6DTED)		09-		•		M/T, G.Box BE4	13-0518				34,9	84	119							
		09-		•		M/T, G.Box BE4	15-1729		21	34	48,1	85,9	50,4					4a	2	
1.6 THP Racing, Cabrio (152 kW) Eng. 5FD(EP6DTS)		11-		•			13-0511				34,9	84	119							
		11-		•			15-1675		25	34	58,5	86	46,5					11a	2	
<b>DS4 '11- 14</b>			L/R			NOTE	METELLI ref.	ABS	A	B	C	D	E	F	H	I	L	M	Fig	
1.6 VTi (88 kW) Eng. 5FS(EP6C)		11-		•		A/T, 6 Sp, G.Box: MC	13-0511				34,9	84	119							
		11-		•		A/T, 6 Sp, G.Box: MC	15-1675		25	34	58,5	86	46,5					11a	2	
<b>DS5 '11- 13</b>			L/R			NOTE	METELLI ref.	ABS	A	B	C	D	E	F	H	I	L	M	Fig	
1.6 THP (115 kW) Eng. 5FV(EP6CDT)		11-		•		M/T	13-0511				34,9	84	119							
		11-		•		M/T	15-1675		25	34	58,5	86	46,5					11a	2	
2.0 HDi Hybrid, 4WD (120 kW) Eng. RHH(DW10CTED4)		11-		•			13-0419				25	90	107							
		11-		•			15-1636		28	39	58,4	95	53,7					11a	2	










<b>Saxo (S0,S1) '96- 04</b>			L/R			NOTE	METELLI ref.	ABS	A	B	C	D	E	F	H	I	L	M	Fig
1.4 VTS (55 kW) Eng. KFX/ KFW(TU3JP)		96-99	L			+ABS, A/T, G.Box MB3	17-1111	48	21			80			75,9		593	s7	
		96-99	R			+ABS, A/T, G.Box MB3	17-1112	48	21		23	80	69,7		75,9	120,5	694	s4	
1.6 VTL,VTR (65 kW) Eng. NFZ(TU5JP)		96-99	L			+ABS, A/T, G.Box MB3	17-1111	48	21			80			75,9		593	s7	
		96-99	R			+ABS, A/T, G.Box MB3	17-1112	48	21		23	80	69,7		75,9	120,5	694	s4	
<b>Xantia I (X1) '93- 98</b>			L/R			NOTE	METELLI ref.	ABS	A	B	C	D	E	F	H	I	L	M	Fig
1.6 i (65 kW) Eng. BFZ(XU5JP)		8/95-1/98	R			+ABS, Ø ABS 99mm	17-1108	48	25		24	90	81		79,2	349,3	900	s4	
1.8i (66 kW) Eng. LFX(XU7JB)		97-1/98	R			+ABS, Ø ABS 99mm	17-1108	48	25		24	90	81		79,2	349,3	900	s4	
1.8i (74 kW) Eng. LFZ(XU7JP)		8/95-1/98	R			+ABS, Ø ABS 99mm	17-1108	48	25		24	90	81		79,2	349,3	900	s4	
1.8i 16v (81 kW) Eng. LFY(XU7JP4)		95-98	R			+ABS, Ø ABS 99mm	17-1108	48	25		24	90	81		79,2	349,3	900	s4	
1.9 D (50 kW) Eng. DJZ(XUD9Y)		8/95-1/98	R			+ABS, Ø ABS 99mm	17-1108	48	25		24	90	81		79,2	349,3	900	s4	
1.9 D (51 kW) Eng. D9B(XUD9A-L)		8/95-1/98	R			+ABS, Ø ABS 99mm	17-1108	48	25		24	90	81		79,2	349,3	900	s4	
1.9 SD (55 kW) Eng. DHW(XUD9SD)		2/96-1/98	R			+ABS, Ø ABS 99mm	17-1108	48	25		24	90	81		79,2	349,3	900	s4	
<b>Xantia I (X1) Break '93- 98</b>			L/R			NOTE	METELLI ref.	ABS	A	B	C	D	E	F	H	I	L	M	Fig
1.8i (66 kW) Eng. LFX(XU7JB)		4/97-98	R			+ABS, Ø ABS 99mm	17-1108	48	25		24	90	81		79,2	349,3	900	s4	
1.8i (74 kW) Eng. LFZ(XU7JP)		8/95-1/98	R			+ABS, Ø ABS 99mm	17-1108	48	25		24	90	81		79,2	349,3	900	s4	
1.8i 16v (81 kW) Eng. LFY(XU7JP4)		95-98	R			+ABS, Ø ABS 99mm	17-1108	48	25		24	90	81		79,2	349,3	900	s4	
1.9 SD (55 kW) Eng. DHW(XUD9SD)		96-98	R			+ABS, Ø ABS 99mm	17-1108	48	25		24	90	81		79,2	349,3	900	s4	
<b>Xantia II (X2) '98- 03</b>			L/R			NOTE	METELLI ref.	ABS	A	B	C	D	E	F	H	I	L	M	Fig
1.8i (66 kW) Eng. LFX(XU7JB)		98-	R			+ABS, Ø ABS 99mm	17-1108	48	25		24	90	81		79,2	349,3	900	s4	
1.8i 16v (81 kW) Eng. LFY(XU7JP4)		98-	R			+ABS, Ø ABS 99mm	17-1108	48	25		24	90	81		79,2	349,3	900	s4	
<b>Xsara (N1/0), Coupe '97- 05</b>			L/R			NOTE	METELLI ref.	ABS	A	B	C	D	E	F	H	I	L	M	Fig
1.9 TD (66 kW) Eng. DHY(XUD9TE-Y)		98-	L			-ABS, M/T, G.Box BE3	17-1106		25		24	90	81,2		79	62	585	s3	
		98-	R			-ABS, M/T, G.Box BE3	17-0079		25		24	90	81	33	80	350	867	s6	
2.0 HDi (66 kW) Eng. RHY(DW10TD)		98-	L			-ABS, M/T, G.Box BE3	17-1106		25		24	90	81,2		79	62	585	s3	
		98-	R			-ABS, M/T, G.Box BE3	17-0079		25		24	90	81	33	80	350	867	s6	
2.0 i 16v (120 kW) Eng. RFS(XU10J4RS)		98-	L			-ABS, M/T, G.Box BE3	17-1106		25		24	90	81,2		79	62	585	s3	
		98-	R			-ABS, M/T, G.Box BE3	17-0079		25		24	90	81	33	80	350	867	s6	
2.0 i 16v (97 kW) Eng. RFV(XU10J4R)		98-	L			-ABS, M/T, G.Box BE3	17-1106		25		24	90	81,2		79	62	585	s3	
		98-	R			-ABS, M/T, G.Box BE3	17-0079		25		24	90	81	33	80	350	867	s6	






































## CITROËN









			L/R			NOTE	METELLI ref.	ABS	A	B	C	D	E	F	H	I	L	M	Fig
<b>Xsara Picasso (N68) '00- 12</b> 2.0 HDi (66 kW) Eng. RHY(DW10TD)			00-	L		-ABS, M/T	<b>17-1106</b>		25		24	90	81,2		79	62	585	s3	
			00-	R		-ABS, M/T	<b>17-0079</b>		25		24	90	81	33	80	350	867	s6	
<b>ZX (N2) '91- 97</b> 1.9 D (47 kW) Eng. DJZ(XUD9Y)			91-	L		+ABS, Turbo	<b>17-0519</b>	29	25		24	88	81	33	80	62	586	s5	
			92-	L		-ABS, M/T, G.Box BE3, Turbo	<b>17-1106</b>		25		24	90	81,2		79	62	585	s3	
			92-	R		-ABS, M/T+A/T, G.Box 4HP14, Turbo	<b>17-0079</b>		25		24	90	81	33	80	350	867	s6	
<b>2.0 i 16v (110 kW) Eng. RFT(XU10J4Z)</b>			92-	L		-ABS, A/T, G.Box 4HP14	<b>17-1106</b>		25		24	90	81,2		79	62	585	s3	
			98-	L		-ABS, M/T, G.Box BE3	<b>17-1106</b>		25		24	90	81,2		79	62	585	s3	
			92-	R		-ABS, A/T, G.Box 4HP14	<b>17-0079</b>		25		24	90	81	33	80	350	867	s6	
			98-	R		-ABS, M/T, G.Box BE3	<b>17-0079</b>		25		24	90	81	33	80	350	867	s6	
<b>2.0 i 16v (112-114 kW) Eng. RFY/Y(XU10J4Z)</b>			92-	L		-ABS, A/T, G.Box 4HP14	<b>17-1106</b>		25		24	90	81,2		79	62	585	s3	
			98-	L		-ABS, M/T, G.Box BE3	<b>17-1106</b>		25		24	90	81,2		79	62	585	s3	
			92-	R		-ABS, A/T, G.Box 4HP14	<b>17-0079</b>		25		24	90	81	33	80	350	867	s6	
			98-	R		-ABS, M/T, G.Box BE3	<b>17-0079</b>		25		24	90	81	33	80	350	867	s6	
<b>ZX (N2) Break '91- 97</b> 1.9 D (47 kW) Eng. DJZ(XUD9Y)			91-	L		+ABS, Turbo	<b>17-0519</b>	29	25		24	88	81	33	80	62	586	s5	
			92-	L		-ABS, M/T+A/T, G.Box 4HP14, Turbo	<b>17-1106</b>		25		24	90	81,2		79	62	585	s3	
			92-	R		-ABS, A/T, G.Box 4HP14, Turbo	<b>17-0079</b>		25		24	90	81	33	80	350	867	s6	

## CITROËN LCV






























			L/R			NOTE	METELLI ref.	ABS	A	B	C	D	E	F	H	I	L	M	Fig
<b>Berlingo II Van '08-</b> 1.6 Hdi, 4WD (84 kW) Eng. 9HL(DV6C)			12-		•	M/T, 5Sp, G.Box:BE4	<b>13-0511</b>				34,9	84	119						
			12-		•	M/T, 5Sp, G.Box:BE4	<b>15-1675</b>		25	34	58,5	86	46,5						11a
<b>C15 (VD), Van '84- 05</b> 1.9 D (44 kW) Eng. WJX(DW8B)			00-05		•	M/T	<b>13-0054</b>				20	82	105						
			00-05		•	M/T	<b>15-1063</b>		21	22	56	84	51						3
<b>Jumper I (230)/ Relay '94- 02</b> 1.9 D (51 kW) Eng. D9B(XUD9A-U)			94-02	L		-ABS, M/T, G.Box:ME5	<b>17-1122</b>		28		37	100,4	89		112,5	68,5	770	s3	
			94-02	R		-ABS, M/T, G.Box: ME5	<b>17-1123</b>		28		37	100,4	89		112,5	369	1070	s4	
			94-02	L		-ABS, M/T, G.Box:ME5	<b>17-1122</b>		28		37	100,4	89		112,5	68,5	770	s3	
			94-02	R		-ABS, M/T, G.Box: ME5	<b>17-1123</b>		28		37	100,4	89		112,5	369	1070	s4	
<b>2.0i, 4WD (80 kW) Eng. RFW(XU10J2U)</b>			94-02	L		-ABS, M/T, G.Box:ME5	<b>17-1122</b>		28		37	100,4	89		112,5	68,5	770	s3	
			94-02	R		-ABS, M/T, G.Box: ME5	<b>17-1123</b>		28		37	100,4	89		112,5	369	1070	s4	







































<b>Jumper I (230)/ Relay '94- 02</b>			L/R			NOTE	METELLI ref.	ABS	A	B	C	D	E	F	H	I	L	M	Fig
2.5 D, 4WD (63 kW) Eng. T9A(DJ5)		94-02	L			-ABS, M/T, G.Box:ME5	17-1122		28		37	100,4	89		112,5	68,5	770	s3	
		94-02	R			-ABS, M/T, G.Box: ME5	17-1123		28		37	100,4	89		112,5	369	1070	s4	
<b>Jumper III '06- 14</b>			L/R			NOTE	METELLI ref.	ABS	A	B	C	D	E	F	H	I	L	M	Fig
2.2 Hdi 110 (81 kW) Eng. 4H03		11-					13-0488				27	90	140						
		11-					15-1717	35	27	71,5	97,9	59						4	2
3.0 HDi (107 kW) Eng. F1CE3481N		10-					13-0489				30,5	104	125						
		10-					15-1718	35	29	71,4	105,9	59						4	2
3.0 Hdi 180 (130 kW) Eng. F1CE3481E		11-					13-0489				30,5	104	125						
		11-					15-1718	35	29	71,4	105,9	59						4	2
<b>Jumper IV '14-</b>			L/R			NOTE	METELLI ref.	ABS	A	B	C	D	E	F	H	I	L	M	Fig
2.2 Hdi (110 kW)		14-					13-0489				30,5	104	125						
		14-					15-1718	35	29	71,4	105,9	59						4	2
2.2 Hdi (81 kW)		14-					13-0488				27	90	140						
		14-					15-1717	35	27	71,5	97,9	59						4	2
2.2 Hdi (96 kW)		14-					13-0527				30,5	104	125						
		14-					15-1726	35	29	71,4	105,9	59						4	1
<b>Jumpy II/Dispatch '07-</b>			L/R			NOTE	METELLI ref.	ABS	A	B	C	D	E	F	H	I	L	M	Fig
1.6 HDi, Van (66 kW) Eng. 9HU(DV6UTED4)/9HH/HM		07-				Ch -11941	13-0547				25	78	130						
		07-				Ch -11941	15-1767	28	34	58,4	86	52,3						11a	2
		07-	L			M/T	17-1133	28		24	86,3	80,1		92,6	62	669	s3		
		07-	R			M/T	17-1134	28		24	86,3	80,3		92,6	350	961	s4		
2.0 16v (103 kW) Eng. RFH(EW10A)		07-				Ch -11941	13-0547				25	78	130						
		07-				Ch -11941	15-1767	28	34	58,4	86	52,3						11a	2
2.0 Hdi 125, 4WD (94 kW) Eng. DW10CD		11-					13-0419				25	90	107						
		11-					15-1636	28	39	58,4	95	53,7						11a	2
2.0 HDi 16v (100 kW) Eng. RHR(DW10BTED4)		07-	L			M/T	17-0964	28		37	100,2	89		92,8	68,5	647,8	s5		
		07-	R			M/T	17-0965	28		37	100,2	89		92,8	398,5	977,3	s6		
2.0 Hdi 95 (72 kW) Eng. DW10CE		11-					13-0419				25	90	107						
		11-					15-1636	28	39	58,4	95	53,7						11a	2

## CITROËN LCV

























Jumpy II/Dispatch '07-			L/R			NOTE	METELLI ref.	ABS	A	B	C	D	E	F	H	I	L	M	Fig
2.0 HDi, 4x4 (88 kW) Eng. RHK(DW10UTED4)		07-	L			M/T	17-0964		28		37	100,2	89		92,8	68,5	647,8	s5	
		07-	R			M/T	17-0965		28		37	100,2	89		92,8	398,5	977,3	s6	
Nemo (AA) '08-			L/R			NOTE	METELLI ref.	ABS	A	B	C	D	E	F	H	I	L	M	Fig
1.4 HDi (50 kW) Eng. 8HS(DV4TD)		08-	L			M/T	17-1116		25		22	79	75,3		84,5	58,4	655	s3	
		08-	R			M/T	17-1117		25		22	79	75,3		84,5	77,9	886	s3	

## DACIA






1310, SW '83-			L/R			NOTE	METELLI ref.	ABS	A	B	C	D	E	F	H	I	L	M	Fig
1.9 D (48 kW) Eng. F8Q.630		05-	L			M/T	17-1118		20	23		86,2	69,8		85,7	33	630	s8	
		05-	R			M/T	17-1119		20	23		86,2	69,8		85,7	33	566	s8	
Dokker '13-			L/R			NOTE	METELLI ref.	ABS	A	B	C	D	E	F	H	I	L	M	Fig
1.2 Tce (84 kW) Eng. H5F402	 	13-			•		13-0495				22	82	126						
		13-			•		15-1728		25	23	52,5	82	54,9					5	1
1.5 DCi (55 kW) Eng. K9K612	 	13-			•		13-0495				22	82	126						
		13-			•		15-1728		25	23	52,5	82	54,9					5	1
1.5 DCi (66 kW) Eng. K9K612	 	13-			•		13-0495				22	82	126						
		13-			•		15-1728		25	23	52,5	82	54,9					5	1
1.6 (75 kW)	 	15-			•		13-0495				22	82	126						
		15-			•		15-1728		25	23	52,5	82	54,9					5	1
1.6 MPI (61 kW) Eng. K7M812	 	13-			•		13-0495				22	82	126						
		13-			•		15-1728		25	23	52,5	82	54,9					5	1
Duster II '10-			L/R			NOTE	METELLI ref.	ABS	A	B	C	D	E	F	H	I	L	M	Fig
1.6 16v LPG (74-77 kW) Eng. K4M696	 	11-			•		13-0494				26	87	117						
		11-			•		15-1727		25	33	52,5	89,9	53,9					11	2
Lodgy, Stepway '12-			L/R			NOTE	METELLI ref.	ABS	A	B	C	D	E	F	H	I	L	M	Fig
1.2 TCe (85 kW) Eng. H5F402	 	12-			•		13-0495				22	82	126						
		12-			•		15-1728		25	23	52,5	82	54,9					5	1
1.5 DCi (66 kW) Eng. K9K612	 	12-			•		13-0495				22	82	126						
		12-			•		15-1728		25	23	52,5	82	54,9					5	1

<b>Lodgy, Stepway '12-</b>			L/R			NOTE	METELLI ref.	ABS	A	B	C	D	E	F	H	I	L	M	Fig	
1.5 DCi (79-80-81 kW) Eng. K9K846		12-		•			13-0495				22	82	126							
		12-		•			15-1728		25	23	52,5	82	54,9					5	1	
1.6 (61 kW) Eng. K7MA8		12-		•			13-0495				22	82	126							
		12-		•			15-1728		25	23	52,5	82	54,9					5	1	
<b>Logan I, MCV '04- 12</b>			L/R			NOTE	METELLI ref.	ABS	A	B	C	D	E	F	H	I	L	M	Fig	
1.2 (56 kW) Eng. D4F732		09-		•			13-0348				20	68	100							
		09-		•			15-1749		21	28	48,9	51	75					11	2	
1.4 (55 kW) Eng. K7J710		04-		•			13-0348				20	68	100							
		04-		•			15-1749		21	28	48,9	51	75					11	2	
1.5 dCi (55 kW) Eng. K9K892		10-		•			13-0346				20	68	100							
		10-		•			15-1501		23	30	49	83,6	50					11	2	
1.5 dCi (63 kW) Eng. K9K796		07-		•	+ABS		13-0652				21	76	103							
		07-		•	+ABS		15-1898		23	22	49	79	53,5					5	2	
1.5 dCi (65 kW) Eng. K9K892		10-		•			13-0652				21	76	103							
		10-		•			15-1898		23	22	49	79	53,5					5	2	
1.6 (62-64 kW) Eng. K7M800/K7M718		08-		•	+ABS		13-0652				21	76	103							
		08-		•	+ABS		15-1898		23	22	49	79	53,5					5	2	
1.6 (64 kW) Eng. K7M710		04-		•			13-0348				20	68	100							
		04-		•			15-1749		21	28	48,9	51	75					11	2	
1.6 Flexifuel (77 kW) Eng. K4M696		10-		•	+ABS		13-0652				21	76	103							
		10-		•	+ABS		15-1898		23	22	49	79	53,5					5	2	
<b>Logan II, MCV '12-</b>			L/R			NOTE	METELLI ref.	ABS	A	B	C	D	E	F	H	I	L	M	Fig	
0.9 TCe (66 kW) Eng. H4B400		12-		•			13-0607				20	68	100							
		12-		•			15-1850		23	22	49	76,5	51,5					11	1	
1.5 DCi (66 kW) Eng. K9K612		12-		•			13-0607				20	68	100							
		12-		•			15-1850		23	22	49	76,5	51,5					11	1	
<b>Sandero I, Stepway '08- 12</b>			L/R			NOTE	METELLI ref.	ABS	A	B	C	D	E	F	H	I	L	M	Fig	
1.2 (56 kW) Eng. D4F732		09-		•			13-0348				20	68	100							
		09-		•			15-1749		21	28	48,9	51	75					11	2	








<b>Dokker Express '12-</b>			L/R			NOTE	METELLI ref.	ABS	A	B	C	D	E	F	H	I	L	M	Fig	
1.5 DCi (55 kW) Eng. K9K612		12-		•			13-0495				22	82	126							
		12-		•			15-1728		25	23	52,5	82	54,9					5	1	
1.5 DCi (66 kW) Eng. K9K612		12-		•			13-0495				22	82	126							
		12-		•			15-1728		25	23	52,5	82	54,9					5	1	
1.6 16v (61 kW) Eng. K7M812		12-		•			13-0495				22	82	126							
		12-		•			15-1728		25	23	52,5	82	54,9					5	1	
<b>Logan Van, Pick-up '09- 12</b>			L/R			NOTE	METELLI ref.	ABS	A	B	C	D	E	F	H	I	L	M	Fig	
1.5 DCi (50 kW) Eng. K9K792		09-12		•		7 seats	13-0652				21	76	103							
		09-12		•		7 seats	15-1898		23	22	49	79	53,5					5	2	
1.5 DCi (55-63 kW) Eng. K9K892/ K9K796		10/09-07/12		•		-ABS	13-0652				21	76	103							
		10/09-07/12		•		-ABS	15-1898		23	22	49	79	53,5					5	2	
1.5 DCi (65 kW) Eng. K9K892		10-12		•			13-0652				21	76	103							
		10-12		•			15-1898		23	22	49	79	53,5					5	2	
1.6 (62 kW) Eng. K7M800		10-12		•			13-0652				21	76	103							
		10-12		•			15-1898		23	22	49	79	53,5					5	2	
1.6 (62-64 kW) Eng. K7M710		10-12		•		+ABS	13-0652				21	76	103							
		10-12		•		+ABS	15-1898		23	22	49	79	53,5					5	2	
1.6 (64 kW) Eng. K7M710		07/12-		•			13-0652				21	76	103							
		07/12-		•			15-1898		23	22	49	79	53,5					5	2	








## DAEWOO

<b>Nubira (KLAN) '03- 04</b>			L/R			NOTE	METELLI ref.	ABS	A	B	C	D	E	F	H	I	L	M	Fig	
1.6 16v (80 kW) Eng. F16D3		03-		•		+ABS	13-0434				22	76	113							
		03-		•		+ABS	15-1656	47	33	22	51,9	81	60,5					3	3	



















## DODGE

<b>Caliber '06- 12</b>			L/R			NOTE	METELLI ref.	ABS	A	B	C	D	E	F	H	I	L	M	Fig		
1.8 i 16v (110 kW) Eng. EBA		06-12		•			13-0628				22	75	112								
		06-12		•			15-1880		28	33	59,35	83,58	63,55					5	2		








## DODGE





































Caliber '06-12		L/R			NOTE	METELLI ref.	ABS	A	B	C	D	E	F	H	I	L	M	Fig	
2.0 CRD (103 kW) Eng. ECD/ ECE		06-12		•		13-0628				22	75	112							
		06-12		•		15-1880		28	33	59,35	83,58	63,55					5	2	
2.0 i 16v (115 kW) Eng. ECN		06-12		•		13-0628				22	75	112							
		06-12		•		15-1880		28	33	59,35	83,58	63,55					5	2	

## DS







































DS3 '14-		L/R			NOTE	METELLI ref.	ABS	A	B	C	D	E	F	H	I	L	M	Fig	
1.2, Cabrio (60 kW) Eng. EB2		14-		•	M/T, 5Sp, G.Box BE4	13-0518				34,9	84	119							
		14-		•	M/T, 5Sp, G.Box BE4	15-1729		21	34	48,1	85,9	50,4					4a	2	
1.6 THP Racing, Cabrio (153 kW) Eng. 5FD(EP6DTS)		14-		•		13-0511				34,9	84	119							
		14-		•		15-1675		25	34	58,5	86	46,5					11a	2	
DS4 '14-		L/R			NOTE	METELLI ref.	ABS	A	B	C	D	E	F	H	I	L	M	Fig	
1.6 BlueHdi (88 kW) Eng. BHZ(DV6FC)		14-		•	M/T+A/T	13-0511				34,9	84	119							
		14-		•	M/T+A/T	15-1675		25	34	58,5	86	46,5					11a	2	
1.6 BlueHdi 115 (85 kW) Eng. BHX (DV6FC)		14-15		•	M/T+A/T	13-0511				34,9	84	119							
		14-15		•	M/T+A/T	15-1675		25	34	58,5	86	46,5					11a	2	
1.6 Hdi (81 kW) Eng. 9HR(DV6C)		14-		•	+ABS	13-0504				34,9	84	119							
		14-		•	6 Sp	13-0483				25	90	107							
		14-		•	+ABS	15-1585	48	25	34	58,5	86	46,5					11a	2	
		14-		•	6 Sp	15-1711		25	39	58,4	94,9	88,7					11a	2	
1.6 THP (122 kW) Eng. 5FM(EP6DT)		14-		•	M/T+A/T	13-0511				34,9	84	119							
		14-		•	6 Sp	13-0483				25	90	107							
		14-		•	M/T+A/T, 6 Sp, G.Box: MC	15-1675		25	34	58,5	86	46,5					11a	2	
		14-		•	6 Sp	15-1711		25	39	58,4	94,9	88,7					11a	2	





































## FIAT








































500 II L (199L) '12-		L/R			NOTE	METELLI ref.	ABS	A	B	C	D	E	F	H	I	L	M	Fig	
0.9 Twinair (77 kW) Eng. 199B6.000		12-		•		13-0543				21	76	103							
		12-		•		15-1743		25	22	50,9	79,08	46,7					4	1	
0.9 Twinair Nat. Power (62 kW) Eng. 312A2.000		13-		•		13-0543				21	76	103							
		13-		•		15-1743		25	22	50,9	79,08	46,7					4	1	



































<b>500 II L (199L) '12-</b>			L/R			NOTE	METELLI ref.	ABS	A	B	C	D	E	F	H	I	L	M	Fig	
1.3 MJT (62 kW) Eng. 199B4.000		12-		•			<b>13-0287</b>				25	78	130							
		12-		•			<b>15-1493</b>		25	24	51	84,4	47,4					4	1	
1.3 MJT (70 kW) Eng. 330A1.000		14-		•			<b>13-0287</b>				25	78	130							
		14-		•			<b>15-1493</b>		25	24	51	84,4	47,4					4	1	
1.4 (70 kW) Eng. 843A1.000		12-		•			<b>13-0543</b>				21	76	103							
		12-		•			<b>15-1743</b>		25	22	50,9	79,08	46,7					4	1	
1.4 T-Jet (88 kW) Eng. 940B7.000		14-		•			<b>13-0460</b>				25	78	130							
		14-		•			<b>15-1687</b>		25	25	51	87	47,1					4	1	
1.4 T-Jet GPL (88 kW) Eng. 940B7.000		14-		•			<b>13-0460</b>				25	78	130							
		14-		•			<b>15-1687</b>		25	25	51	87	47,1					4	1	
1.6 MJT (77 kW) Eng. 199B5.000		13-		•			<b>13-0460</b>				25	78	130							
		13-		•			<b>15-1687</b>		25	25	51	87	47,1					4	1	
1.6 MJT (88 kW) Eng. 955A3.000		13-		•			<b>13-0460</b>				25	78	130							
		13-		•			<b>15-1687</b>		25	25	51	87	47,1					4	1	
<b>500 II, C (150, 312) '07-</b>			L/R			NOTE	METELLI ref.	ABS	A	B	C	D	E	F	H	I	L	M	Fig	
1.2 LPG (51 kW) Eng. 169A4.000		11-		•			<b>13-0316</b>				20	68	100							
		11-		•			<b>15-1457</b>		22	20	47	72,3	40					4a	1	
1.3 MJT, Cabrio (55 kW) Eng. 169A1.000		07-	L		M/T		<b>17-1137</b>		25		22	79	72,7		84,5	61	611	s3		
		07-	R		M/T		<b>17-1138</b>		25		22	79	72,7		84,5	61	844	s3		
<b>500L Living (199L) '13-</b>			L/R			NOTE	METELLI ref.	ABS	A	B	C	D	E	F	H	I	L	M	Fig	
0.9 Twinair (77 kW) Eng. 199B6.000		13-		•			<b>13-0543</b>				21	76	103							
		13-		•			<b>15-1743</b>		25	22	50,9	79,08	46,7					4	1	
0.9 Twinair Nat. Pow. (62 kW) Eng. 312A2.000		13-		•			<b>13-0543</b>				21	76	103							
		13-		•			<b>15-1743</b>		25	22	50,9	79,08	46,7					4	1	
1.3 MJT (62 kW) Eng. 199B4.000		13-		•			<b>13-0287</b>				25	78	130							
		13-		•			<b>15-1493</b>		25	24	51	84,4	47,4					4	1	
1.4 i 16v (70 kW) Eng. 843A1.000		12-		•			<b>13-0543</b>				21	76	103							
		12-		•			<b>15-1743</b>		25	22	50,9	79,08	46,7					4	1	
1.4 T-Jet (88 kW) Eng. 940B7.000		14-		•			<b>13-0460</b>				25	78	130							
		14-		•			<b>15-1687</b>		25	25	51	87	47,1					4	1	



















			L/R			NOTE	METELLI ref.	ABS	A	B	C	D	E	F	H	I	L	M	Fig	
<b>500L Living (199L) '13-</b>			L/R																	
1.6 MJT (77 kW) Eng. 199B5.000		13-		•			13-0460				25	78	130							
		13-		•			15-1687		25	25	51	87	47,1					4	1	
1.6 MJT (88 kW) Eng. 955A3.000		13-		•			13-0460				25	78	130							
		13-		•			15-1687		25	25	51	87	47,1					4	1	
<b>500X (334AX) '15-</b>			L/R																	
1.4 (103 kW)		15-		•			13-0093				25	90	107							
		15-		•			15-1616		27	26	59	91	48,6					4	1	
1.6 MJT (88 kW)		15-		•			13-0093				25	90	107							
		15-		•			15-1616		27	26	59	91	48,6					4	1	
<b>Brava, Bravo (182) '95- 01</b>			L/R																	
1.8 16v (83 kW) Eng. 182A2.000		98-01	L/R			M/T, Active Sensor ABS	17-1128		25			90	100		84,5			469	s3	
1.9 JTD 105 (77 kW) Eng. 182B4.000		98-01	L/R			M/T, Ch 5007496-, Active Sensor ABS	17-1128		25			90	100		84,5			469	s3	
<b>Bravo (198) '07- 14</b>			L/R																	
1.4 16v (103 kW) Eng. 198A7.000		08-		•			13-0460				25	78	130							
		08-		•			15-1687		25	25	51	87	47,1					4	1	
1.6 MJT (85 kW) Eng. 955A4.000		08-	L			M/T, Ch 4014493-	17-1131		25		25	87,3	78,6		84,3	76,4	638	s3		
		08-	R			M/T, Ch 4014493-	17-1132		25		25	87,3	78,6		84,3	377,4	932	s4		
1.6 MJT (88 kW) Eng. 198A2.000		08-	L			M/T, Ch 4014493-	17-1131		25		25	87,3	78,6		84,3	76,4	638	s3		
		08-	R			M/T, Ch 4014493-	17-1132		25		25	87,3	78,6		84,3	377,4	932	s4		
1.9 MJT (88 kW) Eng. 192A8.000		08-	L			M/T, Ch 4014493-	17-1131		25		25	87,3	78,6		84,3	76,4	638	s3		
		08-	R			M/T, Ch 4014493-	17-1132		25		25	87,3	78,6		84,3	377,4	932	s4		
<b>Cinquecento (170) '91- 98</b>			L/R																	
0.9 i.e. S (29 kW) Eng. 1170A1.046		91-98	L			-ABS	17-0231		22	19		72		29,2	74		535	s7		
		91-98	R			-ABS	17-0232		22	19		72		29,2	74		796	s7		
<b>Croma (194) '05- 10</b>			L/R																	
1.9 MJT 16v (110 kW) Eng. 939A2.000		05-	L			A/T, Active Sensor ABS	17-1129		30		27	90,9	86		94	78	589	s3		
		05-	R			A/T, Active Sensor ABS	17-1130		30		27	90,9	86		94	448,2	988	s4		

<b>Doblo II (119) '05- 09</b>			L/R			NOTE	METELLI ref.	ABS	A	B	C	D	E	F	H	I	L	M	Fig
1.9 MJT (88 kW) Eng. 186A9.000		05-1/09	L			-ABS, M/T	<b>17-0635</b>		25		24	84,5	82	35,5	90	69,6	615	s9	
		05-1/09	R			-ABS, M/T	<b>17-0636</b>		25		24	84,5	81	35,5	90	379	933	s4	
<b>Doblo III (152) '10-</b>			L/R			NOTE	METELLI ref.	ABS	A	B	C	D	E	F	H	I	L	M	Fig
1.3 MJT (55 kW) Eng. 263A2.000		13-		•			<b>13-0460</b>				25	78	130						
		13-		•			<b>15-1687</b>	25	25	51	87	47,1						4	1
1.3 MJT (66 kW) Eng. 263A2.000		10-		•			<b>13-0460</b>				25	78	130						
		10-		•			<b>15-1687</b>	25	25	51	87	47,1						4	1
1.4 Natural power (88 kW) Eng. 198A4.000		10-		•			<b>13-0093</b>				25	90	107						
		10-		•			<b>15-1616</b>	27	26	59	91	48,6						4	1
1.4 T-Jet 16v (88 kW) Eng. 198A4.000		10-		•			<b>13-0093</b>				25	90	107						
		10-		•			<b>15-1616</b>	27	26	59	91	48,6						4	1
1.6 MJT (66 kW) Eng. 263A4.000		10-		•			<b>13-0093</b>				25	90	107						
		10-		•			<b>15-1616</b>	27	26	59	91	48,6						4	1
1.6 MJT (77 kW) Eng. 198A3.000		10-		•			<b>13-0093</b>				25	90	107						
		10-		•			<b>15-1616</b>	27	26	59	91	48,6						4	1
<b>Freemont (JC) '11-</b>			L/R			NOTE	METELLI ref.	ABS	A	B	C	D	E	F	H	I	L	M	Fig
2.0 MJT (103 kW) Eng. 940A5.000/939B5.000		11-		•			<b>13-0586</b>				26	86	138						
		11-		•			<b>15-1815</b>	32	26	56,6	90,8	51,1						11	1
2.0 MJT (125 kW) Eng. 939B5.000		11-		•			<b>13-0586</b>				26	86	138						
		11-		•			<b>15-1815</b>	32	26	56,6	90,8	51,1						11	1
<b>Grande Punto IV (199) '05- 12</b>			L/R			NOTE	METELLI ref.	ABS	A	B	C	D	E	F	H	I	L	M	Fig
1.3 MJT 16v (66 kW) Eng. 199A3.000		05-	L			M/T, 5Sp	<b>17-0803</b>		25		24	82,1	80		84,5	67,9	625	s3	
		05-	R			M/T, 5Sp	<b>17-0804</b>		25		24	82,1	79,2		84,5	379,5	907	s4	
1.4 16v (77 kW) Eng. 955A6.000		09-		•		Gkn	<b>13-0393</b>				22	72	127						
		09-		•		Gkn	<b>15-1593</b>	22	21	51	75,1	40,5						4a	1
1.4 LPG (57 kW) Eng. 350A1.000		08-12		•		Gkn	<b>13-0393</b>				22	72	127						
		08-12		•		Gkn	<b>15-1593</b>	22	21	51	75,1	40,5						4a	1
1.4 Natural Power (57 kW) Eng. 350A1.000		08-12		•		Gkn	<b>13-0393</b>				22	72	127						
		08-12		•		Gkn	<b>15-1593</b>	22	21	51	75,1	40,5						4a	1












<b>Grande Punto IV (199) '05- 12</b>			L/R			NOTE	METELLI ref.	ABS	A	B	C	D	E	F	H	I	L	M	Fig	
1.9 MJT (85 kW) Eng. 939A7.000		06-		•			<b>13-0397</b>				20	68	100							
		06-		•			<b>15-1601</b>		25	33	51	84	48					4	2	
<b>Idea (135) '04- 12</b>			L/R			NOTE	METELLI ref.	ABS	A	B	C	D	E	F	H	I	L	M	Fig	
1.3 MJT (51 kW) Eng. 188A9.000		9/05-		•			<b>13-0392</b>				25	78	130							
		9/05-		•			<b>15-1592</b>		25	23	51	82,1	48,2					4	1	
<b>Panda II (169) '03- 12</b>			L/R			NOTE	METELLI ref.	ABS	A	B	C	D	E	F	H	I	L	M	Fig	
1.2 4WD (44 kW) Eng. 188A4.000		04-				• Boot Kit for Propshaft/Albero trasmissione 4WD	<b>14-0030</b>				21	86	51,4							
		04-				• CVJ for Propshaft/Albero trasmissione 4WD	<b>16-1032</b>			20		86								
1.2, 4WD (51 kW) Eng. 169A4.000		09-				• Boot Kit for Propshaft/Albero trasmissione 4WD	<b>14-0030</b>				21	86	51,4							
		09-				• CVJ for Propshaft/Albero trasmissione 4WD	<b>16-1032</b>			20		86								
		09-12	L			M/T	<b>17-0821</b>		22	22		72	67		74	61	632	s3		
		09-12	R			M/T	<b>17-0822</b>		22	22		72	67		74	61	828	s3		
1.3 MJT 4WD (51 kW) Eng. 188A9.000		04-				• Boot Kit for Propshaft/Albero trasmissione 4WD	<b>14-0030</b>				21	86	51,4							
		04-				• CVJ for Propshaft/Albero trasmissione 4WD	<b>16-1032</b>			20		86								
1.3 MJT 4WD (55 kW) Eng. 188A8.000		10-				• Boot Kit for Propshaft/Albero trasmissione 4WD	<b>14-0030</b>				21	86	51,4							
		10-				• CVJ for Propshaft/Albero trasmissione 4WD	<b>16-1032</b>			20		86								
<b>Panda III (312, 519, 319) '12-</b>			L/R			NOTE	METELLI ref.	ABS	A	B	C	D	E	F	H	I	L	M	Fig	
0.9 Natural Power (63 kW) Eng. 312A2.000		12-		•		GKN	<b>13-0543</b>				21	76	103							
		12-		•		GKN	<b>15-1743</b>		25	22	50,9	79,08	46,7					4	1	
0.9 Twinair, 4WD (63 kW) Eng. 312A2.000		09-				• Boot Kit for Propshaft/Albero trasmissione 4WD	<b>14-0030</b>				21	86	51,4							
		09-				• CVJ for Propshaft/Albero trasmissione 4WD	<b>16-1032</b>			20		86								
1.3 MJT 4WD (55 kW) Eng. 199A9.000		09-				• Boot Kit for Propshaft/Albero trasmissione 4WD	<b>14-0030</b>				21	86	51,4							
		09-				• CVJ for Propshaft/Albero trasmissione 4WD	<b>16-1032</b>			20		86								
<b>Panda III Cross '14-</b>			L/R			NOTE	METELLI ref.	ABS	A	B	C	D	E	F	H	I	L	M	Fig	
0.9 TwinAir T. 4WD (66 kW) Eng. 312A2.000		14-		•			<b>13-0544</b>				20	68	100							
		14-		•			<b>15-1744</b>		22	20	47	72,27	39,75					4a	1	
1.3 MJT 4WD (59 kW) Eng. 312A8.000		14-		•			<b>13-0544</b>				20	68	100							
		14-		•			<b>15-1744</b>		22	20	47	72,27	39,75					4a	1	



























<b>Punto Evo (199) '09- 12</b>			L/R			NOTE	METELLI ref.	ABS	A	B	C	D	E	F	H	I	L	M	Fig		
1.3 MJT (55 kW) Eng. 199A2.000/ 199A9.000		09-		•			<b>13-0392</b>				25	78	130								
		09-		•			<b>15-1592</b>		25	23	51	82,1	48,2						4	1	
		09-12	L					<b>17-0803</b>		25		24	82,1	80		84,5	67,9	625		s3	
		09-12	R					<b>17-0804</b>		25		24	82,1	79,2		84,5	379,5	907		s4	
1.3 MJT (66 kW) Eng. 199A3.000		09-		•		G.Box: PCC544	<b>13-0392</b>				25	78	130								
		09-		•		G.Box: PCC544	<b>15-1592</b>		25	23	51	82,1	48,2						4	1	
1.3 MJT (70 kW) Eng. 199B1.000		09-12	L				<b>17-0803</b>		25		24	82,1	80		84,5	67,9	625		s3		
		09-12	R				<b>17-0804</b>		25		24	82,1	79,2		84,5	379,5	907		s4		
<b>Punto I (176,C), Cabrio '93- 99</b>			L/R			NOTE	METELLI ref.	ABS	A	B	C	D	E	F	H	I	L	M	Fig		
1.1 (40 kW) Eng. 176A6.000/ 176B2.000		93-99	L			+ABS, M/T, 6Sp	<b>17-1124</b>		44	22		22	80	66,8		79,7	61,1	614		s3	
		93-99	R			+ABS, M/T, 6Sp	<b>17-1125</b>		44	22	22		80	66,8		79,7	61,1	813		s8	
<b>Punto IV (199) '12-</b>			L/R			NOTE	METELLI ref.	ABS	A	B	C	D	E	F	H	I	L	M	Fig		
0.9 Twinair (63 kW) Eng. 312A2.000		12-		•			<b>13-0420</b>				23	78	90								
		12-		•			<b>15-1637</b>		22	22	51	79,1	39,8						4a	1	
0.9 Twinair (77 kW) Eng. 199B6.000		13-		•			<b>13-0420</b>				23	78	90								
		13-		•			<b>15-1637</b>		22	22	51	79,1	39,8						4a	1	
1.2 8v (51 kW) Eng. 169A4.000		12-		•		Gkn	<b>13-0393</b>				22	72	127								
		12-		•			<b>15-1593</b>		22	21	51	75,1	40,5						4a	1	
		12-	L					<b>17-0797</b>		22		22	75,5	72,7		79,5	61	649		s3	
		12-	R					<b>17-0800</b>		22		22	75,1	72,7		79,5	61	887		s3	
1.3 MJT (55 kW) Eng. 199A2.000/199A9.000		12-		•			<b>13-0392</b>				25	78	130								
		12-		•			<b>15-1592</b>		25	23	51	82,1	48,2						4	1	
1.4 8v (57 kW) Eng. 350A1.000		12-		•			<b>13-0393</b>				22	72	127								
		12-		•			<b>15-1593</b>		22	21	51	75,1	40,5						4a	1	
1.4 8v Easypower, NaturalPower (57 kW) Eng. 350A1.000		12-		•			<b>13-0393</b>				22	72	127								
		12-		•			<b>15-1593</b>		22	21	51	75,1	40,5						4a	1	
<b>Sedici (189) '06- 14</b>			L/R			NOTE	METELLI ref.	ABS	A	B	C	D	E	F	H	I	L	M	Fig		
2.0 MJT 16v, 4WD (99 kW) Eng. D20AA		09-		•			<b>13-0629</b>				22	82	126								
		09-		•			<b>15-1877</b>		28	33	57,99	85,58	61,45						5	2	

## FIAT
































<b>Stilo (192), MultiWagon '01- 10</b>			L/R			NOTE	METELLI ref.	ABS	A	B	C	D	E	F	H	I	L	M	Fig	
1.9 MJT (110 kW) Eng. 937A5.000		05-	L			M/T, Active Sensor ABS	17-1143		25		25	90,9	85,8		84,5	75	630	s3		
		05-	R			M/T, Active Sensor ABS	17-1144		25		25	90,9	85,8		84,5	376,9	929	s4		
1.9 MJT (88 kW) Eng. 192A8.000		05-	L			M/T, Ch 657009-, Active Sensor ABS	17-1131		25		25	87,3	78,6		84,3	76,4	638	s3		
		05-	R			M/T, Ch 657009-, Active Sensor ABS	17-1132		25		25	87,3	78,6		84,3	377,4	932	s4		
<b>Ulysse II (179AX) '02- 10</b>			L/R			NOTE	METELLI ref.	ABS	A	B	C	D	E	F	H	I	L	M	Fig	
2.0 JTD (79 kW) Eng. RHM(DW10ATED4)		03-			•	M/T	13-0566				22	82	126							
		03-			•		13-0583				26	85	116							
		03-			•	M/T	15-1758		27	39	58	94,9	50					11	2	
		03-			•		15-1759		27	34	57,9	85,9	50					11a	2	
<b>Uno (146A/E) '83- 10</b>			L/R			NOTE	METELLI ref.	ABS	A	B	C	D	E	F	H	I	L	M	Fig	
1.4 T. i.e. (82 kW) Eng. 146A8.046		89-	L			M/T	17-1120		22			82,6	99,8		90,6		467	s10		
		89-	R			M/T	17-1121		22			82,6	99,8		90,6		497	s10		
1.4 T. i.e. (87 kW) Eng. 146A8.000		89-93			•	-ABS	13-0003				20	75	105							
		89-93			•	-ABS	15-1003		22	25	48,1	85	58					4	2	
		89-	L				M/T	17-1120		22			82,6	99,8		90,6		467	s10	
		89-	R				M/T	17-1121		22			82,6	99,8		90,6		497	s10	

## FIAT LCV











































<b>Doblo Cargo I-II (223) '01- 09</b>			L/R			NOTE	METELLI ref.	ABS	A	B	C	D	E	F	H	I	L	M	Fig	
1.2 (48 kW) Eng. 223A5.000		01-05	L			M/T	17-1126		22			79,2			89,2		617	s7		
		01-05	R			M/T	17-1127		22			79,2			89,2			s10		
1.6 natural power (76 kW) Eng. 182B6.000		02-			•		13-0257				20	68	100							
		02-			•		15-1374		22	22	51	79	54,2					4	1	
		02-	L				M/T	17-0954		22	20	22	79	72	-	-	61	632	s5	
		02-	R				M/T	17-0955		22	20	22	79	72	-	-	61	918	s5	
<b>Doblo Cargo III (263) '10-</b>			L/R			NOTE	METELLI ref.	ABS	A	B	C	D	E	F	H	I	L	M	Fig	
1.3 D MJT (55 kW) Eng. 263A2.000/263A6.000		13-			•		13-0460				25	78	130							
		13-			•		15-1687		25	25	51	87	47,1					4	1	
1.3 MJT (66 kW) Eng. 263A2.000		10-			•		13-0460				25	78	130							
		10-			•		15-1687		25	25	51	87	47,1					4	1	




























<b>Doblo Cargo III (263) '10-</b>			L/R			NOTE	METELLI ref.	ABS	A	B	C	D	E	F	H	I	L	M	Fig		
1.4, 16v (88 kW) Eng. 198A4.000		10-		•			<b>13-0093</b>				25	90	107								
		10-		•			<b>15-1616</b>		27	26	59	91	48,6					4	1		
		10-	L			M/T	<b>17-1139</b>		25		25	91	85,7		84,3	58,2	596	s3			
		10-	R			M/T	<b>17-1140</b>		25		25	91	85,7		84,3	433,1	968	s4			
1.6 D MJ (74 kW) Eng. 263A3.000		11-		•	M/T	<b>13-0191</b>					25	90	107								
		11-		•	M/T	<b>15-1387</b>		25	26	51	91	48						4	1		
1.6 D MJT (66 kW) Eng. 263A4.000		10-		•	M/T	<b>13-0093</b>					25	90	107								
		10-		•	M/T	<b>15-1616</b>		27	26	59	91	48,6						4	1		
		10-	L			M/T, w/Capacity Plus	<b>17-1141</b>		27		25	91	85,7		84,5	58,2	596	s3			
		10-	L			M/T	<b>17-1139</b>		25		25	91	85,7		84,3	58,2	596	s3			
		10-	R			M/T, w/Capacity Plus	<b>17-1142</b>		27		25	91	85,7		84,5	433,1	968	s4			
		10-	R			M/T	<b>17-1140</b>		25		25	91	85,7		84,3	433,1	968	s4			
1.6 MJTD (77 kW) Eng. 198A3.000		10-	L		M/T, w/Capacity Plus	<b>17-1141</b>		27		25	91	85,7		84,5	58,2	596	s3				
		10-	L		M/T	<b>17-1139</b>		25		25	91	85,7		84,3	58,2	596	s3				
		10-	R		M/T, w/Capacity Plus	<b>17-1142</b>		27		25	91	85,7		84,5	433,1	968	s4				
		10-	R		M/T	<b>17-1140</b>		25		25	91	85,7		84,3	433,1	968	s4				
<b>Ducato III (230) '94- 02</b>			L/R			NOTE	METELLI ref.	ABS	A	B	C	D	E	F	H	I	L	M	Fig		
1.9 D (51 kW) Eng. 230A2.000		94-	L		M/T, G.Box ME5	<b>17-1122</b>		28		37	100,4	89		112,5	68,5	770	s3				
		94-	R		M/T, G.Box ME5	<b>17-1123</b>		28		37	100,4	89		112,5	369	1070	s4				
1.9 TD Panorama (60 kW) Eng. 230A3.000		94-	L		M/T, G.Box ME5	<b>17-1122</b>		28		37	100,4	89		112,5	68,5	770	s3				
		94-	R		M/T, G.Box ME5	<b>17-1123</b>		28		37	100,4	89		112,5	369	1070	s4				
2.0i, 4WD (80 kW) Eng. RFW(XU10J2/ C)		94-	L		M/T, G.Box ME5	<b>17-1122</b>		28		37	100,4	89		112,5	68,5	770	s3				
		94-	R		M/T, G.Box ME5	<b>17-1123</b>		28		37	100,4	89		112,5	369	1070	s4				
2.5 D, 4WD (62 kW) Eng. 8140.67		94-	L		M/T, G.Box ME5	<b>17-1122</b>		28		37	100,4	89		112,5	68,5	770	s3				
		94-	R		M/T, G.Box ME5	<b>17-1123</b>		28		37	100,4	89		112,5	369	1070	s4				
<b>Ducato V (250,251) '06- 14</b>			L/R			NOTE	METELLI ref.	ABS	A	B	C	D	E	F	H	I	L	M	Fig		
110 2.3 MJT (83 kW) Eng. F1AE3481G		11-		•	11q	<b>13-0488</b>					27	90	140								
		11-		•	15-17-20q	<b>13-0527</b>					30,5	104	125								
		11-		•	11q	<b>15-1717</b>		35	27	71,5	97,9	59						4	2		
		11-		•	15-17-20q	<b>15-1726</b>		35	29	71,4	105,9	59						4	1		
140 3.0 Nat. Power (100 kW) Eng. F1CE0441A		09-		•		<b>13-0489</b>					30,5	104	125								
		09-		•		<b>15-1718</b>		35	29	71,4	105,9	59						4	2		

















## FIAT LCV

Ducato V (250,251) '06- 14			L/R			NOTE	METELLI ref.	ABS	A	B	C	D	E	F	H	I	L	M	Fig	
150 2.3 MJT (110 kW) Eng. F1AE3481E		11-		•			13-0489				30,5	104	125							
		11-		•			15-1718		35	29	71,4	105,9	59						4	2
160 3.0 MJT (115 kW) Eng. F1CE3481M		06-		•			13-0489				30,5	104	125							
		06-		•			15-1718		35	29	71,4	105,9	59						4	2
180 3.0 MJT (130 kW) Eng. F1CE3481E		11-		•			13-0489				30,5	104	125							
		11-		•			15-1718		35	29	71,4	105,9	59						4	2
Ducato VI '14-			L/R			NOTE	METELLI ref.	ABS	A	B	C	D	E	F	H	I	L	M	Fig	
2.0 MJT (85 kW) Eng. 250A1.000		14-		•			13-0489				30,5	104	125							
		14-		•			15-1718		35	29	71,4	105,9	59						4	2
2.3 MJT (110 kW) Eng. F1AE3481E		14-		•			13-0489				30,5	104	125							
		14-		•			15-1718		35	29	71,4	105,9	59						4	2
2.3 MJT (96 kW) Eng. F1AE3481D		14-		•	A/T	13-0489					30,5	104	125							
		14-		•	M/T, 30Q	13-0488					27	90	140							
		14-		•	M/T, 33-35-40Q	13-0527					30,5	104	125							
		14-		•	A/T	15-1718		35	29	71,4	105,9	59							4	2
		14-		•	M/T, 30Q	15-1717		35	27	71,5	97,9	59							4	2
		14-		•	M/T, 33-35-40Q	15-1726		35	29	71,4	105,9	59							4	1
3.0 MJT (130 kW) Eng. F1CE3481E		14-		•		13-0489					30,5	104	125							
		14-		•		15-1718		35	29	71,4	105,9	59							4	2
3.0 Natural Power (100 kW)		14-		•		13-0489					30,5	104	125							
		14-		•		15-1718		35	29	71,4	105,9	59							4	2
Fiorino IV (225) '07-			L/R			NOTE	METELLI ref.	ABS	A	B	C	D	E	F	H	I	L	M	Fig	
1.3 MJT (59 kW) Eng. 225A2.000		15-		•			13-0287				25	78	130							
		15-		•			15-1449		25	24	51	84	46						4	1
1.3 MJT (70 kW) Eng. 199B1.000		10-		•			13-0287				25	78	130							
		10-		•			15-1449		25	24	51	84	46						4	1
1.3 MJT 16v (55 kW) Eng. 199A2.000		07-		•	A/T	13-0392					25	78	130							
		07-		•	A/T	15-1592		25	23	51	82,1	48,2							4	1
		08-	L		•	M/T	17-1135		25		24	84,4	82		84,4	68,5	580	s3		
		08-	R		•	M/T	17-1136		25		24	84,4	82		84,4	379	950	s4		
























































			L/R			NOTE	METELLI ref.	ABS	A	B	C	D	E	F	H	I	L	M	Fig
<b>Fiorino IV (225) '07-</b>			L/R			NOTE	METELLI ref.	ABS	A	B	C	D	E	F	H	I	L	M	Fig
1.4 Natural power (56 kW) Eng. 350A1.000		09-		•			13-0420				23	78	90						
		09-		•			15-1637		22	22	51	79,1	39,8					4a	1
<b>Idea Van '04- 12</b>			L/R			NOTE	METELLI ref.	ABS	A	B	C	D	E	F	H	I	L	M	Fig
1.3 MJT (51 kW) Eng. 188A9.000		10/05-		•			13-0392				25	78	130						
		10/05-		•			15-1592		25	23	51	82,1	48,2					4	1
<b>Panda Van II (169, 271) '03- 12</b>			L/R			NOTE	METELLI ref.	ABS	A	B	C	D	E	F	H	I	L	M	Fig
1.2 LPG (44 kW) Eng. 188A4.000		09-		•			13-0271				20	68	100						
		09-		•			15-1396		25	22	51	79	47					4	1
		09-	L		M/T		17-0827		25	22		79	72		84	61	593	s3	
		09-	R		M/T		17-0828		25	22		79	72		84	61	829	s3	
1.2 LPG (51 kW) Eng. 169A4.000		10-		•			13-0271				20	68	100						
		10-		•			15-1396		25	22	51	79	47					4	1
<b>Panda Van III (312, 519) '12-</b>			L/R			NOTE	METELLI ref.	ABS	A	B	C	D	E	F	H	I	L	M	Fig
0.9, 4x4 (63 kW) Eng. 312A2.000		12-		•	GKN		13-0543				21	76	103						
		12-		•	GKN		15-1743		25	22	50,9	79,08	46,7					4	1
1.2 (51 kW) Eng. 169A4.000		12-		•			13-0544				20	68	100						
		12-		•			15-1744		22	20	47	72,27	39,75					4a	1
1.2 LPG (51 kW) Eng. 169A4.000		12-		•			13-0544				20	68	100						
		12-		•			15-1744		22	20	47	72,27	39,75					4a	1
1.3 D MJT, 4x4 (55 kW) Eng. 199A9.000		12-		•	Only 4WD		13-0287				25	78	130						
		12-		•	Exc. 4WD		15-1745		25	22	50,95	82,5	46,35					5	2
		12-		•	Only 4WD		15-1449		25	24	51	84	46					4	1
1.3 D MJT, 4x4 (59 kW) Eng. 312B2.000/225A2.000		15-		•	Only 4WD		13-0287				25	78	130						
		15-		•	Exc. 4WD		15-1745		25	22	50,95	82,5	46,35					5	2
		15-		•	Only 4WD		15-1449		25	24	51	84	46					4	1
<b>Punto Evo (199) Van '09- 12</b>			L/R			NOTE	METELLI ref.	ABS	A	B	C	D	E	F	H	I	L	M	Fig
1.3 MJT (62 kW) Eng. 199B4.000		12-		•			13-0460				25	78	130						
		12-		•			15-1687		25	25	51	87	47,1					4	1































<b>Punto Evo (199) Van '09- 12</b>			L/R			NOTE	METELLI ref.	ABS	A	B	C	D	E	F	H	I	L	M	Fig		
1.3 MJT (66 kW) Eng. 199A3.000		10-12		●		G.Box: PCC510	13-0287				25	78	130								
		10-12		●		G.Box: PCC510	15-1449		25	24	51	84	46						4	1	
1.3 MJT (70 kW) Eng. 199B1.000		09-		●			13-0460				25	78	130								
		09-		●			15-1687		25	25	51	87	47,1						4	1	
1.4 (57 kW) Eng. 350A1.000		09-		●		Gkn	13-0393				22	72	127								
		09-		●		Gkn	15-1593		22	21	51	75,1	40,5						4a	1	
1.4 LPG (57 kW) Eng. 350A1.000		09-		●			13-0393				22	72	127								
		09-		●			15-1593		22	21	51	75,1	40,5						4a	1	
<b>Punto Van I (176L) '96- 00</b>			L/R			NOTE	METELLI ref.	ABS	A	B	C	D	E	F	H	I	L	M	Fig		
1.1 (40 kW) Eng. 176B2.000		96-00	L			-ABS, Eng. S.P.I.	17-0235		22	19	22	80	67		80	61	585	s16			
		96-00	R			-ABS, Eng. S.P.I.	17-0236		22	19	22	80	67		80	61	870	s16			
1.7 TD (46 kW) Eng. 176B7.000		96-99		●		+/-ABS	13-0091				20	68	80								
		96-99		●		+/-ABS	13-0167				20	75	105								
		96-99			●			14-0019				25	62	81							
		96-99		●		+ABS		15-1210	44	25	22	52	87	47					4	3	
		96-99		●		+ABS		15-1227	44	22	22	46	79,8	40						4a	3
		96-99		●		-ABS		15-1209		25	22	52	83	47						4	3
		96-99		●		-ABS		15-1226		22	22	46	80	40						4a	3
		96-99		●				16-1020			25		100								
<b>Qubo IV (225) '08-</b>			L/R			NOTE	METELLI ref.	ABS	A	B	C	D	E	F	H	I	L	M	Fig		
1.3 JTD (55 kW) Eng. 199A2.000		08-		●		A/T, 6 Sp	13-0392				25	78	130								
		08-		●		A/T, 6 Sp	15-1592		25	23	51	82,1	48,2						4	1	
		08-	L				M/T	17-1135		25		24	84,4	82		84,4	68,5	580	s3		
		08-	R				M/T	17-1136		25		24	84,4	82		84,4	379	950	s4		
1.3 MJT (59 kW) Eng. 225A2.000		15-		●			13-0287				25	78	130								
		15-		●			15-1449		25	24	51	84	46						4	1	
1.3 MJT (70 kW) Eng. 199B1.000		10-		●			13-0287				25	78	130								
		10-		●			15-1449		25	24	51	84	46						4	1	





































<b>Scudo II (272) '07-</b>			L/R			NOTE	METELLI ref.	ABS	A	B	C	D	E	F	H	I	L	M	Fig
1.6 JTD (66 kW) Eng. DV6UTED4		07-		•			13-0547				25	78	130						
		07-		•			15-1767		28	34	58,4	86	52,3					11a	2
		07-	L			M/T	17-1133		28		24	86,3	80,1		92,6	62	669	s3	
		07-	R			M/T	17-1134		28		24	86,3	80,3		92,6	350	961	s4	
<b>Stilo Van '03- 10</b>			L/R			NOTE	METELLI ref.	ABS	A	B	C	D	E	F	H	I	L	M	Fig
1.6 16v (77 kW) Eng. 192B3.000		03-10		•		-ABS	13-0271				20	68	100						
		03-10		•		-ABS	15-1396		25	22	51	79	47					4	1
<b>Strada II (178EXG) '05-</b>			L/R			NOTE	METELLI ref.	ABS	A	B	C	D	E	F	H	I	L	M	Fig
1.3 MJT (70 kW) Eng. 199B1.000		10-		•			13-0406				24	80	116						
		10-		•			15-1612		25	24	51	84,4	54					4	1






























## FORD EUROPE

<b>B-Max '12-</b>			L/R			NOTE	METELLI ref.	ABS	A	B	C	D	E	F	H	I	L	M	Fig
1.0 12VEcoBoost (74 kW) Eng. FDOX		12-		•			13-0633				22	82	126						
		12-		•			15-1859		25	24	53,2	81,03	55,05					4	1
1.5 TDCi (55 kW) Eng. UGJC		12-		•			13-0633				22	82	126						
		12-		•			15-1859		25	24	53,2	81,03	55,05					4	1
1.6 TDCi (70 kW) Eng. DS0X		12-		•			13-0633				22	82	126						
		12-		•			15-1859		25	24	53,2	81,03	55,05					4	1
<b>C-Max II, Grand '10- 15</b>			L/R			NOTE	METELLI ref.	ABS	A	B	C	D	E	F	H	I	L	M	Fig
1.6 (77 kW) Eng. IQDA/IQDB		10-		•			13-0552				31	75	115						
		10-		•			15-1752		27	24	62,8	81	46,6					4	1
1.6 (92 kW) Eng. PNDA		10-		•			13-0552				31	75	115						
		10-		•			15-1752		27	24	62,8	81	46,6					4	1
1.6 Ecoboost (110 kW) Eng. JQDA/JQDB		10-		•			13-0635				22	75	112						
		10-		•			15-1863		27	24	60,75	84,48	46,75					4	2
1.6 Ecoboost (134 kW) Eng. JTDA/JTDB		10-		•			13-0635				22	75	112						
		10-		•			15-1863		27	24	60,75	84,48	46,75					4	2



































<b>C-Max II, Grand '10- 15</b>			L/R			NOTE	METELLI ref.	ABS	A	B	C	D	E	F	H	I	L	M	Fig		
1.6 Flexifuel (86-88 kW) Eng. MUDA		11-		•			13-0552				31	75	115								
		11-		•			15-1752		27	24	62,8	81	46,6					4	1		
1.6 TDCi (70 kW) Eng. T3DA/T3DB		10-	L	•			13-0560				22	75	112								
		10-	R	•			13-0559				37,5	85,5	115								
		10-	L	•			15-1754		27	26	62,8	87	47,1						4	1	
		10-	R	•			15-1753		27	26	62,8	87	47,1						4	1	
1.6 TDCi (85 kW) Eng. DSOX		10-	L	•			13-0560				22	75	112								
		10-	R	•			13-0559				37,5	85,5	115								
		10-	L	•			15-1754		27	26	62,8	87	47,1						4	1	
		10-	R	•			15-1753		27	26	62,8	87	47,1						4	1	
2.0 TDCi (100-103 kW) Eng. UKDB/ UFDA		11-		•			13-0580				22	82	126								
		11-		•			15-1761		27	26	62,9	90,8	46,5					4	2		
2.0 TDCi (120 kW) Eng. TXDB		10-		•		M/T+A/T, 6Sp, G.Box:MMT6, MPS6, Doppia Frizione/Double Clutch	13-0580				22	82	126								
		10-		•		M/T+A/T, 6Sp, G.Box:MMT6, MPS6, Doppia Frizione/Double Clutch	15-1761		27	26	62,9	90,8	46,5					4	2		
2.0 TDCi (85 kW) Eng. TYDA		10-		•			13-0580				22	82	126								
		10-		•			15-1761		27	26	62,9	90,8	46,5					4	2		
<b>C-Max III '15-</b>			L/R			NOTE	METELLI ref.	ABS	A	B	C	D	E	F	H	I	L	M	Fig		
2.0 TDCi (110 kW) Eng. T7DB		15-		•		M/T	13-0580				22	82	126								
		15-		•		M/T	15-1761		27	26	62,9	90,8	46,5					4	2		
<b>Escort VI (GAL) '92- 95</b>			L/R			NOTE	METELLI ref.	ABS	A	B	C	D	E	F	H	I	L	M	Fig		
1.4, Cabrio, SW (52 kW) Eng. F6A/ B/ C/ D/ E/ F/ G		92-95	L			-ABS	17-0249		25	22	23	81	84	30	88	61	606	s16			
		92-95	R			-ABS	17-0250		25	22	23	81	84	30	88	61	904	s16			
<b>Escort VII (GAL,AAL,ABL) '95- 00</b>			L/R			NOTE	METELLI ref.	ABS	A	B	C	D	E	F	H	I	L	M	Fig		
1.6i 16v, Cabrio, SW, 4WD (65-66 kW) Eng. L1E/ F/ G/ H/ J/ K/ L/ N/ Q		95-98	L			-ABS	17-0249		25	22	23	81	84	30	88	61	606	s16			
		95-98	R			-ABS	17-0250		25	22	23	81	84	30	88	61	904	s16			
<b>Fiesta III (GFJ) '89- 95</b>			L/R			NOTE	METELLI ref.	ABS	A	B	C	D	E	F	H	I	L	M	Fig		
1.0 (33 kW) Eng. TLB		89-94	L			M/T	17-1145		23		23	72,7	75		81	61,2	582	s3			
		89-94	R			M/T	17-1146		23		23	72,7	75		81	61,2	862	s3			
1.1i (37 kW) Eng. G6A		89-94	L			M/T	17-1145		23		23	72,7	75		81	61,2	582	s3			
		89-94	R			M/T	17-1146		23		23	72,7	75		81	61,2	862	s3			































<b>Fiesta IV (JA, JB) '95- 02</b>			L/R			NOTE	METELLI ref.	ABS	A	B	C	D	E	F	H	I	L	M	Fig
1.3 i (44 kW) Eng. J4C/ L/ Q/ R/ T/ J		-12/96	L			M/T	<b>17-0541</b>		25		23	72	73	30	89	61,3	603	s16	
		01/97-	L			M/T	<b>17-0970</b>		25		23	81	78,5	30	89	61,5	603	s5	
		01/97-	R			M/T	<b>17-0971</b>		25		23	81	78,5	30	89	371	900	s6	
		-12/96	R			M/T	<b>17-0539</b>		25		25	72	74,5	32	89	285	812	s5	
<b>Fiesta V (JH) '01- 08</b>			L/R			NOTE	METELLI ref.	ABS	A	B	C	D	E	F	H	I	L	M	Fig
1.2 16v (55 kW) Eng. FUJA/ B		02-08	L				<b>17-0543</b>		25		23	73,6	72	31	88	61,5	618	s5	
		02-08	R				<b>17-0544</b>		25		23	73,6	72	31	88	61,5	920	s6	
1.4 TDCi (50 kW) Eng. F6JA/ B/ C		5/05-			•		<b>15-1566</b>		25	22	53,3	73,5	55,8					4	1
<b>Fiesta VI '08- 12</b>			L/R			NOTE	METELLI ref.	ABS	A	B	C	D	E	F	H	I	L	M	Fig
1.2 16v (44 kW) Eng. STJA/ B		08-12	L				<b>17-0543</b>		25		23	73,6	72	31	88	61,5	618	s5	
		08-12	R				<b>17-0544</b>		25		23	73,6	72	31	88	61,5	920	s6	
1.2 16v (60 kW) Eng. SNJA/ B		08-12	L				<b>17-0543</b>		25		23	73,6	72	31	88	61,5	618	s5	
		08-12	R				<b>17-0544</b>		25		23	73,6	72	31	88	61,5	920	s6	
1.4 16v (71 kW) Eng. SPJA/ C		08-			•	M/T	<b>13-0568</b>				22	75	112						
			08-			•	M/T	<b>15-1788</b>		25	23	53,1	76,9	55				4	1
		08-12	L				<b>17-0543</b>		25		23	73,6	72	31	88	61,5	618	s5	
		08-12	R				<b>17-0544</b>		25		23	73,6	72	31	88	61,5	920	s6	
1.4 LPG (68-71 kW) Eng. RTJA/B		09-			•	M/T	<b>13-0568</b>				22	75	112						
			09-			•	M/T	<b>15-1788</b>		25	23	53,1	76,9	55				4	1
1.4 TDCi (50-52 kW) Eng. F6JD/KVJA		08-	L			M/T	<b>17-0838</b>		25		23	72	69,5	30	89	61,5	616	s3	
		08-	R			M/T	<b>17-0839</b>		25		23	72	69,5	30	89	372	914	s4	
1.6 (88 kW) Eng. HXJA, HXJB		08-			•		<b>13-0568</b>				22	75	112						
			08-			•		<b>15-1788</b>		25	23	53,1	76,9	55				4	1
1.6 TDCi (55 kW) Eng. HHJF/ UBJA		08-			•		<b>13-0568</b>				22	75	112						
			08-			•		<b>15-1788</b>		25	23	53,1	76,9	55				4	1
1.6 TDCi (66 kW) Eng. HHJC/ D/ E		08-			•		<b>13-0568</b>				22	75	112						
			08-			•		<b>15-1788</b>		25	23	53,1	76,9	55				4	1
1.6 TDCi (70 kW) Eng. TZJA/ B		10-			•		<b>13-0568</b>				22	75	112						
			10-			•		<b>15-1788</b>		25	23	53,1	76,9	55				4	1
1.6 Ti (99 kW) Eng. HDEZ		10-			•		<b>13-0568</b>				22	75	112						
			10-			•		<b>15-1788</b>		25	23	53,1	76,9	55				4	1

<b>Fiesta VII '13-</b>			L/R			NOTE	METELLI ref.	ABS	A	B	C	D	E	F	H	I	L	M	Fig	
1.0 (48 kW) Eng. XMJA/B		13-		•			13-0633				22	82	126							
		13-		•			15-1859		25	24	53,2	81,03	55,05					4	1	
1.0 (59 kW) Eng. FDOX/ P4JA/B		13-		•			13-0633				22	82	126							
		13-		•			15-1859		25	24	53,2	81,03	55,05					4	1	
1.0 Ecoboost (74 kW) Eng. SFJA/B		13-		•			13-0633				22	82	126							
		13-		•			15-1859		25	24	53,2	81,03	55,05					4	1	
1.0 EcoBoost (92 kW) Eng. M1JE/M1JH		12-		•			13-0633				22	82	126							
		12-		•			15-1859		25	24	53,2	81,03	55,05					4	1	
1.2 (44 kW) Eng. STJB/ C/ D		13-		•			13-0444				22	72	127							
		13-		•			15-1669		25	22	53,3	73,6	55,8					4	1	
1.2 (60 kW) Eng. SNJA/ B		16-		•			13-0444				22	72	127							
		16-		•			15-1669		25	22	53,3	73,6	55,8					4	1	
1.5 TDCi (55 kW) Eng. DS0X		13-		•			13-0568				22	75	112							
		13-		•			15-1788		25	23	53,1	76,9	55					4	1	
1.6 (77 kW) Eng. IQJA		13-		•			13-0568				22	75	112							
		13-		•			15-1788		25	23	53,1	76,9	55					4	1	
1.6 TDCi (70 kW) Eng. DS0X		13-		•			13-0568				22	75	112							
		13-		•			15-1788		25	23	53,1	76,9	55					4	1	
<b>Focus C-Max '03- 08</b>			L/R			NOTE	METELLI ref.	ABS	A	B	C	D	E	F	H	I	L	M	Fig	
1.8 (90 kW) Eng. QQDC		05-07		•			13-0385				23	77	105							
		05-07		•			15-1777		36	23	56	82,1	48					13a	2	
<b>Focus II '04- 08</b>			L/R			NOTE	METELLI ref.	ABS	A	B	C	D	E	F	H	I	L	M	Fig	
1.8 Flexifuel (92-96 kW) Eng. QQDA/ B		06-08		•		G:Box:IB5	13-0385				23	77	105							
		06-08		•		G:Box:IB5	15-1777		36	23	56	82,1	48					13a	2	
1.8 TDCi (85 kW) Eng. KKDA		05-08	L				17-0912		36	26		87	84		47,8	70	583	s3		
		05-08	R				17-0886		36	26		87	84		47,8	389	921	s4		
<b>Focus III, SW '08- 11</b>			L/R			NOTE	METELLI ref.	ABS	A	B	C	D	E	F	H	I	L	M	Fig	
1.6 TDCi (80 kW) Eng. G8DB		08-	L				17-0912		36	26		87	84		47,8	70	583	s3		
		08-	R				17-0886		36	26		87	84		47,8	389	921	s4		















Focus IV (TA), SW '11-		L/R			NOTE	METELLI ref.	ABS	A	B	C	D	E	F	H	I	L	M	Fig
1.5 Ecoboost (110 kW) Eng. M8DA/DB		14-		●		13-0635				22	75	112						
		14-		●		15-1863	27	24	60,75	84,48	46,75						4	2
1.6 (77 kW) Eng. IQDB		11-		●	5Sp, G.Box:IB5	13-0552				31	75	115						
		11-		●	5Sp, G.Box:IB5	15-1752	27	24	62,8	81	46,6						4	1
1.6 (92 kW) Eng. HDEZ		11-		●		13-0635				22	75	112						
		11-		●		15-1863	27	24	60,75	84,48	46,75						4	2
1.6 Ecoboost (110 kW) Eng. JQDA/B		11-		●	G.Box:GFT, MPS6, Doppia Frizione/Double Clutch	13-0635				22	75	112						
		11-		●	G.Box:GFT, MPS6, Doppia Frizione/Double Clutch	15-1863	27	24	60,75	84,48	46,75						4	2
1.6 EcoBoost (134 kW) Eng. JTDA/B		11-		●	G.Box:GFT, MPS6, Doppia Frizione/Double Clutch	13-0635				22	75	112						
		11-		●	G.Box:GFT, MPS6, Doppia Frizione/Double Clutch	15-1863	27	24	60,75	84,48	46,75						4	2
1.6 Flexifuel (88 kW) Eng. MUDA		11-		●		13-0635				22	75	112						
		11-		●		15-1863	27	24	60,75	84,48	46,75						4	2
1.6 TDCi (70 kW) Eng. T3DA/B		11-	L	●		13-0560				22	75	112						
		11-	R	●		13-0559				37,5	85,5	115						
		11-	L	●		15-1754	27	26	62,8	87	47,1						4	1
		11-	R	●		15-1753	27	26	62,8	87	47,1						4	1
1.6 TDCi (85 kW) Eng. T1DA/B		11-		●		13-0635				22	75	112						
		11-		●		15-1863	27	24	60,75	84,48	46,75						4	2
1.6 TDCi Econetic (77 kW) Eng. NGDA/ NGDB		12-	L	●		13-0560				22	75	112						
		12-	R	●		13-0559				37,5	85,5	115						
		12-	L	●		15-1754	27	26	62,8	87	47,1						4	1
		12-	R	●		15-1753	27	26	62,8	87	47,1						4	1
2.0 TDCi (100-103 kW) Eng. UKDB/UFDB		11-		●		13-0635				22	75	112						
		11-		●		15-1863	27	24	60,75	84,48	46,75						4	2
2.0 TDCi (120 kW) Eng. TXDB		11-		●		13-0580				22	82	126						
		11-		●		15-1761	27	26	62,9	90,8	46,5						4	2
2.0 TDCi (136 kW) Eng. T8DA		14-		●		13-0580				22	82	126						
		14-		●		15-1761	27	26	62,9	90,8	46,5						4	2
2.0 TDCi (85 kW) Eng. TYDA		11-		●		13-0580				22	82	126						
		11-		●		15-1761	27	26	62,9	90,8	46,5						4	2




























Fusion (JU) '02- 12			L/R			NOTE	METELLI ref.	ABS	A	B	C	D	E	F	H	I	L	M	Fig		
1.4 LPG (59 kW) Eng. UTJA		11-		•			13-0297				28	67	98								
		11-		•			15-1432		25	22	53,3	73,3	55,5					4	1		
		11-	L					17-0543		25		23	73,6	72	31	88	61,5	618	s5		
		11-	R					17-0544		25		23	73,6	72	31	88	61,5	920	s6		
Galaxy II (WAG) '06- 15			L/R			NOTE	METELLI ref.	ABS	A	B	C	D	E	F	H	I	L	M	Fig		
1.8 TDCi (74 kW) Eng. FFWA		06-	L			M/T	17-1153		40		26	92,1	90,1		51,9	69	608	s19			
		06-	R			M/T	17-1154		40		26	92,1	90,5		51,9	388,6	944	s19			
1.8 TDCi (92 kW) Eng. QYWA		06-	L			M/T	17-1153		40		26	92,1	90,1		51,9	69	608	s19			
		06-	R			M/T	17-1154		40		26	92,1	90,5		51,9	388,6	944	s19			
2.0 TDCi (85 kW) Eng. KLWA		06-	L			M/T	17-1153		40		26	92,1	90,1		51,9	69	608	s19			
		06-	R			M/T	17-1154		40		26	92,1	90,5		51,9	388,6	944	s19			
2.0 TDCi (96 kW) Eng. AZWA		06-	L			M/T	17-1153		40		26	92,1	90,1		51,9	69	608	s19			
		06-	R			M/T	17-1154		40		26	92,1	90,5		51,9	388,6	944	s19			
2.2 TDCi (129 kW) Eng. BBA/ BBD		08-15		•			13-0499				27	90	140								
		08-		•				15-1738		40	28	57,4	91,9	51,4					13a	1	
Ka II (RU8) '08-			L/R			NOTE	METELLI ref.	ABS	A	B	C	D	E	F	H	I	L	M	Fig		
1.2 8v (51 kW) Eng. LSED		08-	L			M/T	17-0834		22	22		72	67		74	61	651	s3			
		08-	R			M/T	17-0835		22	22		72	67		74	61	847	s3			
Kuga I '08- 12			L/R			NOTE	METELLI ref.	ABS	A	B	C	D	E	F	H	I	L	M	Fig		
2.0 TDCi (100 kW) Eng. G6DG		08-		•			13-0569				26	86	138								
			08-		•			15-1787		27	36	63	101,3	46,7					11	2	
2.0 TDCi 4WD (120 kW) Eng. TXDA		10-		•			13-0569				26	86	138								
			10-		•			15-1787		27	36	63	101,3	46,7					11	2	
2.0 TDCi, 4WD (103 kW) Eng. UFDA		10-		•		M/T	13-0569				26	86	138								
			10-		•		M/T	15-1787		27	36	63	101,3	46,7					11	2	
Kuga II '13-			L/R			NOTE	METELLI ref.	ABS	A	B	C	D	E	F	H	I	L	M	Fig		
1.6 Ecoboost (110 kW) Eng. JQMA/MB		13-		•		M/T+A/T	13-0580				22	82	126								
			13-		•		M/T+A/T	15-1761		27	26	62,9	90,8	46,5					4	2	
1.6 Ecoboost 4WD (134 kW) Eng. JTMA		13-		•		M/T+A/T	13-0580				22	82	126								
			13-		•		M/T+A/T	15-1761		27	26	62,9	90,8	46,5					4	2	


























<b>Mondeo III (B5Y), SW '00- 07</b>			L/R			NOTE	METELLI ref.	ABS	A	B	C	D	E	F	H	I	L	M	Fig		
2.0 TDCi (92 kW) Eng. N7BA		03-06		•			<b>13-0285</b>				25	90	107								
		03-06		•			<b>15-1417</b>		27	26	56	90	58,5					4	1		
		03-06	L			M/T		<b>17-0790</b>		27		26	91	90,5		91,2	68,2	632	s9		
		03-06	R			M/T		<b>17-0791</b>		27	35		91	90,5		91,2	38,5	581	s8		
<b>Mondeo IV, SW '07- 14</b>			L/R			NOTE	METELLI ref.	ABS	A	B	C	D	E	F	H	I	L	M	Fig		
1.6 (81 kW) Eng. RHBA		07-		•			<b>13-0617</b>				31	75	115								
		07-		•			<b>15-1816</b>		40	24	57,6	81	51,9					13a	1		
1.6 EcoBoost (118 kW) Eng. JTBB/JTTA		11-		•			<b>13-0499</b>				27	90	140								
		11-		•			<b>15-1738</b>		40	28	57,4	91,9	51,4					13a	1		
1.6 Ti (92 kW) Eng. RHBA/ PNBA		07-		•			<b>13-0617</b>				31	75	115								
		07-		•			<b>15-1816</b>		40	24	57,6	81	51,9					13a	1		
1.8 TDCi (74 kW) Eng. FFBA		06-	L		M/T		<b>17-1153</b>		40		26	92,1	90,1		51,9	69	608	s19			
		06-	R		M/T		<b>17-1154</b>		40		26	92,1	90,5		51,9	388,6	944	s19			
2.0 TDCi (103 kW) Eng. QXBA		07-14	L		M/T		<b>17-1153</b>		40		26	92,1	90,1		51,9	69	608	s19			
		07-14	R		M/T		<b>17-1154</b>		40		26	92,1	90,5		51,9	388,6	944	s19			
2.0 TDCi (85 kW) Eng. KLBA/LPBA/TYBA		06-	L		M/T		<b>17-1153</b>		40		26	92,1	90,1		51,9	69	608	s19			
		06-	R		M/T		<b>17-1154</b>		40		26	92,1	90,5		51,9	388,6	944	s19			
2.0 TDCi (96 kW) Eng. AZBA		06-	L		M/T		<b>17-1153</b>		40		26	92,1	90,1		51,9	69	608	s19			
		06-	R		M/T		<b>17-1154</b>		40		26	92,1	90,5		51,9	388,6	944	s19			
<b>Sierra II, SW '87- 93</b>			L/R			NOTE	METELLI ref.	ABS	A	B	C	D	E	F	H	I	L	M	Fig		
2.0, 4WD (88-92 kW) Eng. N9C		89-93	L		RWD, M/T		<b>17-1147</b>					99,8	99,8				478	s11			
		89-93	R		RWD, M/T		<b>17-1148</b>					99,8	99,8				520	s11			
<b>S-Max I (WAG) '06- 10</b>			L/R			NOTE	METELLI ref.	ABS	A	B	C	D	E	F	H	I	L	M	Fig		
1.8 TDCi (92 kW) Eng. QYWA		06-	L		M/T		<b>17-1153</b>		40		26	92,1	90,1		51,9	69	608	s19			
		06-	R		M/T		<b>17-1154</b>		40		26	92,1	90,5		51,9	388,6	944	s19			
2.0 TDCi (103 kW) Eng. QXWA/ QXWB/QXWC/UFWA		06-10	L		M/T		<b>17-1153</b>		40		26	92,1	90,1		51,9	69	608	s19			
		06-10	R		M/T		<b>17-1154</b>		40		26	92,1	90,5		51,9	388,6	944	s19			
2.0 TDCi (85 kW) Eng. KLWA		06-	L		M/T		<b>17-1153</b>		40		26	92,1	90,1		51,9	69	608	s19			
		06-	R		M/T		<b>17-1154</b>		40		26	92,1	90,5		51,9	388,6	944	s19			
2.0 TDCi (96 kW) Eng. AZWA		06-	L		M/T		<b>17-1153</b>		40		26	92,1	90,1		51,9	69	608	s19			
		06-	R		M/T		<b>17-1154</b>		40		26	92,1	90,5		51,9	388,6	944	s19			

## FORD EUROPE






<b>S-Max I (WAG) '06- 10</b>			L/R			NOTE	METELLI ref.	ABS	A	B	C	D	E	F	H	I	L	M	Fig	
2.5 (162 kW) Eng. HYDA		06-10		•			<b>13-0499</b>				27	90	140							
		06-		•			<b>15-1738</b>		40	28	57,4	91,9	51,4						13a	1
<b>S-Max II '10- 14</b>			L/R			NOTE	METELLI ref.	ABS	A	B	C	D	E	F	H	I	L	M	Fig	
1.6 EcoBoost (118 kW) Eng. JTWA/ B		11-		•			<b>13-0499</b>				27	90	140							
		11-		•			<b>15-1738</b>		40	28	57,4	91,9	51,4						13a	1
2.0 TDCi (103 kW) Eng. UFWA		13-14	L	•		M/T	<b>13-0499</b>				27	90	140							
		13-14	L	•		M/T	<b>15-1738</b>		40	28	57,4	91,9	51,4						13a	1
		13-14	L			M/T	<b>17-1153</b>		40		26	92,1	90,1		51,9	69	608	s19		
		13-14	R			M/T	<b>17-1154</b>		40		26	92,1	90,5		51,9	388,6	944	s19		

## FORD LCV






<b>Fiesta V Van '01- 08</b>			L/R			NOTE	METELLI ref.	ABS	A	B	C	D	E	F	H	I	L	M	Fig	
1.4 TDCi (50 kW) Eng. F6JA/ B		5/05-		•			<b>15-1566</b>		25	22	53,3	73,5	55,8						4	1
		01- 08	L			M/T	<b>17-0838</b>		25		23	72	69,5	30	89	61,5	616	s3		
		01-08	R			M/T	<b>17-0839</b>		25		23	72	69,5	30	89	372	914	s4		
<b>Tourneo Connect II '13-</b>			L/R			NOTE	METELLI ref.	ABS	A	B	C	D	E	F	H	I	L	M	Fig	
1.6 Ecoboost (110 kW) Eng. JQGA		13-		•			<b>13-0560</b>				22	75	112							
		13-		•			<b>15-1754</b>		27	26	62,8	87	47,1						4	1
<b>Transit VII (FA, FD, FM) '00- 06</b>			L/R			NOTE	METELLI ref.	ABS	A	B	C	D	E	F	H	I	L	M	Fig	
2.0 Di (63 kW) Eng. F3FA		00-	L			M/T	<b>17-1151</b>		28		26	91,3	87,6		120	77,3	796	s3		
		00-	R			M/T	<b>17-1152</b>		28		26	91,3	87,7		120	328,8	1053	s4		
2.0 TDCi (92 kW) Eng. FIFA		02-	L			M/T	<b>17-1149</b>		28		36	101,3	92,3		120,3	77,5	800	s3		
		02-	R			M/T	<b>17-1150</b>		28		36	101,3	92,3		120,3	329	1061	s4		
<b>Transit VIII '06- 14</b>			L/R			NOTE	METELLI ref.	ABS	A	B	C	D	E	F	H	I	L	M	Fig	
2.2 TDCi (81 kW) Eng. QVFA		06-		•		+ABS	<b>13-0591</b>				26	86	138							
		06-		•		+ABS	<b>15-1756</b>	48	28	29	58,5	101,3	77,4						4	1
2.2 TDCi (85 kW) Eng. SRFA/ B/ V/ D/ E		08-		•		+ABS	<b>13-0591</b>				26	86	138							
		08-		•		+ABS	<b>15-1756</b>	48	28	29	58,5	101,3	77,4						4	1





























Transit VIII '06- 14			L/R			NOTE	METELLI ref.	ABS	A	B	C	D	E	F	H	I	L	M	Fig	
2.2 TDCi (96 kW) Eng. QWFA		06-		•		+ABS	13-0591				26	86	138							
		06-		•		+ABS	15-1756	48	28	29	58,5	101,3	77,4					4	1	
2.4 TDCi (74 kW) Eng. PHFA/ C		06-		•		+ABS	13-0591				26	86	138							
		06-		•		+ABS	15-1756	48	28	29	58,5	101,3	77,4					4	1	
2.4 TDCi (85 kW) Eng. JXFA		06-		•		+ABS	13-0591				26	86	138							
		06-		•		+ABS	15-1756	48	28	29	58,5	101,3	77,4					4	1	
2.4 TDCi, Allrad (103 kW) Eng. H9FB		06-		•		+ABS	13-0591				26	86	138							
		06-		•		+ABS	15-1756	48	28	29	58,5	101,3	77,4					4	1	
3.2 TDCi (147 kW) Eng. SAFA		07-		•		+ABS	13-0591				26	86	138							
		07-		•		+ABS	15-1756	48	28	29	58,5	101,3	77,4					4	1	
Transit Connect I '02- 13			L/R			NOTE	METELLI ref.	ABS	A	B	C	D	E	F	H	I	L	M	Fig	
1.8 TDCi (66 kW) Eng. HCPA		02-3/03		•			13-0340				26	86	138							
		4/03-		•			13-0341				24	80	116							
		02-3/03		•			15-1489		25	26	53,3	90,9	56					4	1	
		4/03-		•			15-1490		25	24	53,2	84,3	56					4	1	
1.8 TDCi (81 kW) Eng. RWPA		06-		•		Autobus	13-0340				26	86	138							
		06-		•		Autobus	15-1489		25	26	53,3	90,9	56					4	1	
Transit Connect II '13-			L/R			NOTE	METELLI ref.	ABS	A	B	C	D	E	F	H	I	L	M	Fig	
1.6 EcoBoost (110 kW) Eng. JQGA		13-		•			13-0560				22	75	112							
		13-		•			15-1754		27	26	62,8	87	47,1					4	1	



























## GEO

Prizm '89- 97			L/R			NOTE	METELLI ref.	ABS	A	B	C	D	E	F	H	I	L	M	Fig	
1.8 16v Eng. 7AFE		1/89-12/92		•			13-0069				23	78	110							
		1/89-12/92		•			15-1078		26	29	56	84	59,5					5	3	













## HONDA




































Accord VII (CG) '98- 03			L/R			NOTE	METELLI ref.	ABS	A	B	C	D	E	F	H	I	L	M	Fig	
1.6 i (85 kW) Eng. D16B6		98-03		•			13-0561				21	76	103							
		98-03		•		+ABS	15-1760	50	26	23	59,6	83	52,3					3	1	
































<b>Accord IX, Tourer (CU) '08-</b>			L/R			NOTE	METELLI ref.	ABS	A	B	C	D	E	F	H	I	L	M	Fig
2.0 i-VTEC (115 kW) Eng. R20A3		08-		•		A/T	13-0576				26	87	117						
		08-		•		M/T	13-0574				26	87	117						
		08-		•		A/T	15-1834		30	32	88	93,7	58,5					1	1
		08-		•		M/T	15-1832		30	34	88	93,7	58,5					1	1
2.4 i-VTEC (148 kW) Eng. K24Z3		08-		•		A/T	13-0576				26	87	117						
		08-		•		M/T	13-0574				26	87	117						
		08-		•		A/T	15-1834		30	32	88	93,7	58,5					1	1
		08-		•		M/T	15-1832		30	34	88	93,7	58,5					1	1
<b>Civic IV (EG) '91- 95</b>			L/R			NOTE	METELLI ref.	ABS	A	B	C	D	E	F	H	I	L	M	Fig
1.3 16v (EG3, 7) (55 kW) Eng. D13B2		91-	L			M/T	17-1155		26		25	86,1	80,8		77,5	61,4	902	s3	
		91-	R			M/T	17-1156		26		25	86,1	80,8		77,5	54,5	621	s3	
1.5 i 16v (EG4) (66 kW) Eng. D15Z1		91-	L			M/T	17-1155		26		25	86,1	80,8		77,5	61,4	902	s3	
		91-	R			M/T	17-1156		26		25	86,1	80,8		77,5	54,5	621	s3	
1.5 i 16v (EG8) (69 kW) Eng. D15B2/ Z1		91-	L			M/T	17-1155		26		25	86,1	80,8		77,5	61,4	902	s3	
		91-	R			M/T	17-1156		26		25	86,1	80,8		77,5	54,5	621	s3	
1.6 16v Vtec (EG5), 4WD (92 kW) Eng. D16Z6/ 7		91-	L			M/T	17-1155		26		25	86,1	80,8		77,5	61,4	902	s3	
		91-	R			M/T	17-1156		26		25	86,1	80,8		77,5	54,5	621	s3	
<b>Civic IV Coupe (EJ) '94- 96</b>			L/R			NOTE	METELLI ref.	ABS	A	B	C	D	E	F	H	I	L	M	Fig
1.5 i LSi (EJ2) (74 kW) Eng. D15B7		91-	L			M/T	17-1155		26		25	86,1	80,8		77,5	61,4	902	s3	
		91-	R			M/T	17-1156		26		25	86,1	80,8		77,5	54,5	621	s3	
1.6 i Vtec (EJ1) (92 kW) Eng. D16Z9/ D16Y6		91-	L			M/T	17-1155		26		25	86,1	80,8		77,5	61,4	902	s3	
		91-	R			M/T	17-1156		26		25	86,1	80,8		77,5	54,5	621	s3	
<b>Cr-v III (RE) '07- 12</b>			L/R			NOTE	METELLI ref.	ABS	A	B	C	D	E	F	H	I	L	M	Fig
2.0i Vtec (110 kW) Eng. R20A2		07-10		•			13-0576				26	87	117						
			07-10		•			15-1834		30	32	88	93,7	58,5					1
2.2i CDTi (103 kW) Eng. N22A2		07-10		•			13-0574				26	87	117						
			07-10		•			15-1832		30	34	88	93,7	58,5					1
2.4 Vtec (118 kW) Eng. K24Z1		07-10		•			13-0574				26	87	117						
			07-10		•			15-1832		30	34	88	93,7	58,5					1

<b>Cr-v IV (RM) '12-</b>			L/R			NOTE	METELLI ref.	ABS	A	B	C	D	E	F	H	I	L	M	Fig	
2.2 i DTEC 4WD (110 kW) Eng. N22B4		12-		•			13-0574				26	87	117							
		12-		•			15-1832		30	34	88	93,7	58,5						1	1
2.2i-DTEC (110 kW) Eng. N22B1/ 3		10-		•			13-0574				26	87	117							
		10-		•			15-1832		30	34	88	93,7	58,5						1	1
<b>FR-V (BE) '04- 09</b>			L/R			NOTE	METELLI ref.	ABS	A	B	C	D	E	F	H	I	L	M	Fig	
2.2 CTDi (103 kW) Eng. N22A1		05-09		•			13-0454				27	92	136							
		05-09		•			15-1680		28	34	62,9	93,7	61,3						1	1
<b>Insight II '09- 13</b>			L/R			NOTE	METELLI ref.	ABS	A	B	C	D	E	F	H	I	L	M	Fig	
1.3 (65 kW) Eng. LDA3		09-		•			13-0575				20	78	103							
		09-		•			15-1833		26	27	52	80	55						3	1
1.3 (72 kW) Eng. LDA3		09-		•			13-0575				20	78	103							
		09-		•			15-1833		26	27	52	80	55						3	1
<b>Jazz V '10- 15</b>			L/R			NOTE	METELLI ref.	ABS	A	B	C	D	E	F	H	I	L	M	Fig	
1.4 (73 kW) Eng. L13Z2		10-		•	A/T		13-0575				20	78	103							
		10-		•	A/T		15-1833		26	27	52	80	55						3	1
1.4 Hybrid (65 kW) Eng. LDA3		11-		•			13-0575				20	78	103							
		11-		•			15-1833		26	27	52	80	55						3	1





































## HYUNDAI











<b>Coupe I (RD)/Tiburon '96- 02</b>			L/R			NOTE	METELLI ref.	ABS	A	B	C	D	E	F	H	I	L	M	Fig	
1.6 16v (84 kW) Eng. G4GR/ G4DR		96-02		•		+ABS, ABS: 44	13-0055				25	85	102							
		96-02		•		+ABS, ABS: 44	15-1370	44	25	25	50	89,5	65						5	1
1.6 i 16v (79 kW) Eng. G4ED-G		96-02		•		+ABS, ABS: 44	13-0055				25	85	102							
		96-02		•		+ABS, ABS: 44	15-1370	44	25	25	50	89,5	65						5	1
<b>i20 I (PB, PBT) '09- 15</b>			L/R			NOTE	METELLI ref.	ABS	A	B	C	D	E	F	H	I	L	M	Fig	
1.2 (57 kW) Eng. G4LA		09-		•			13-0582				20	68	100							
		09-		•		+ABS	15-1831	48	25	21	52,5	72,5	65						5	1

<b>i20 I (PB, PBT) '09- 15</b>			L/R			NOTE	METELLI ref.	ABS	A	B	C	D	E	F	H	I	L	M	Fig	
1.2 (63 kW) Eng. G4LA		12-		•			<b>13-0582</b>				20	68	100							
		12-		•		+ABS	<b>15-1831</b>	48	25	21	52,5	72,5	65					5	1	
1.4 CRDi (55 kW) Eng. D4FC		09-		•			<b>13-0602</b>				22	75	112							
		09-		•		+ABS	<b>15-1823</b>	48	25	24	52,45	83,96	64,3					5	1	
1.4 CRDi (66 kW) Eng. D4FC		09-		•			<b>13-0602</b>				22	75	112							
		09-		•		+ABS	<b>15-1823</b>	48	25	24	52,45	83,96	64,3					5	1	
1.6 CRDi (85 kW) Eng. D4FB		09-		•			<b>13-0602</b>				22	75	112							
		09-		•		+ABS	<b>15-1823</b>	48	25	24	52,45	83,96	64,3					5	1	
<b>i30 I (FD), SW '07- 12</b>			L/R			NOTE	METELLI ref.	ABS	A	B	C	D	E	F	H	I	L	M	Fig	
1.4 (77 kW) Eng. G4FA		07-		•			<b>13-0605</b>				20	68	100							
		07-		•		+ABS	<b>15-1796</b>	46	27	22	60	76,5	63,5					5	1	
1.4 16v (80 kW) Eng. G4FA		07-		•			<b>13-0605</b>				20	68	100							
		07-		•		+ABS	<b>15-1796</b>	46	27	22	60	76,5	63,5					5	1	
1.6 (85 kW) Eng. G4FC		07-		•			<b>13-0605</b>				20	68	100							
		07-		•		+ABS	<b>15-1796</b>	46	27	22	60	76,5	63,5					5	1	
1.6 16v (90 kW) Eng. G4FC		07-		•			<b>13-0605</b>				20	68	100							
		07-		•		+ABS	<b>15-1796</b>	46	27	22	60	76,5	63,5					5	1	
1.6 16v (93 kW) Eng. G4FC		08-		•			<b>13-0605</b>				20	68	100							
		08-		•		+ABS	<b>15-1796</b>	46	27	22	60	76,5	63,5					5	1	
1.6 CRDi 16v (66 kW) Eng. D4FB-L		07-12		•		M/T	<b>13-0573</b>				22	86	99							
		07-12		•		+ABS, M/T	<b>15-1830</b>	46	27	25	60	87,5	65					5	1	
1.6 CRDi 16v (85 kW) Eng. D4FB		07-12		•		M/T	<b>13-0573</b>				22	86	99							
		07-12		•		+ABS, M/T	<b>15-1830</b>	46	27	25	60	87,5	65					5	1	
<b>i30 II (GD), SW, Coupe '12- 17</b>			L/R			NOTE	METELLI ref.	ABS	A	B	C	D	E	F	H	I	L	M	Fig	
1.4 (73 kW) Eng. G4FA		12-17		•		+ABS, M/T	<b>13-0577</b>				22	72	127							
		12-17		•		+ABS, M/T	<b>15-1827</b>	46	27	22	60	76,5	63,5					5	1	
1.4 (74 kW) Eng. G4LC		14-		•			<b>13-0577</b>				22	72	127							
		14-17		•		+ABS, M/T	<b>15-1827</b>	46	27	22	60	76,5	63,5					5	1	
		14-		•				<b>15-1826</b>		27	22	60	76,5	63,5					5	1






<b>i30 II (GD), SW, Coupe '12- 17</b>			L/R			NOTE	METELLI ref.	ABS	A	B	C	D	E	F	H	I	L	M	Fig		
1.4 CRDi (66 kW) Eng. D4FC		12-		•		+ABS	13-0578				22	75	112								
		12-		•		+ABS	15-1828	46	27	24	60	84	63,4					5	1		
1.6 (88 kW) Eng. G4FC		12-		•		+ABS, A/T, 6Sp	13-0578				22	75	112								
		12-		•		M/T	13-0577				22	72	127								
		12-		•		+ABS, A/T, 6Sp	15-1828	46	27	24	60	84	63,4						5	1	
		12-17		•		+ABS, M/T	15-1827	46	27	22	60	76,5	63,5						5	1	
		12-		•		M/T	15-1826		27	22	60	76,5	63,5						5	1	
1.6 CRDi (81 kW) Eng. D4FB		12-		•		+ABS	13-0578				22	75	112								
		12-		•		+ABS	15-1828	46	27	24	60	84	63,4						5	1	
1.6 CRDi (94 kW) Eng. D4FB		12-		•		+ABS, M/T+A/T, 6Sp	13-0578				22	75	112								
		12-		•		+ABS, M/T+A/T, 6Sp	15-1828	46	27	24	60	84	63,4						5	1	
1.6 GDI (99 kW) Eng. G4FD		12-		•		+ABS, A/T, 6Sp	13-0578				22	75	112								
		12-17		•		M/T	13-0577				22	72	127								
		12-		•		+ABS, A/T, 6Sp	15-1828	46	27	24	60	84	63,4						5	1	
		12-17		•		+ABS, M/T	15-1827	46	27	22	60	76,5	63,5						5	1	
		12-17		•		M/T	15-1826		27	22	60	76,5	63,5						5	1	
<b>i40 (VF), SW '11-</b>			L/R			NOTE	METELLI ref.	ABS	A	B	C	D	E	F	H	I	L	M	Fig		
1.7 CRDi (100 kW) Eng. D4FD		11-		•			13-0592				22	82	126								
		11-		•		+ABS	15-1791	48	27	25	62	87,8	64,7						5	1	
1.7 CRDi (85 kW) Eng. D4FD		11-		•		6Sp	13-0592				22	82	126								
		11-		•		+ABS, 6Sp	15-1791	48	27	25	62	87,8	64,7						5	1	
<b>ix20 (JC) '10-</b>			L/R			NOTE	METELLI ref.	ABS	A	B	C	D	E	F	H	I	L	M	Fig		
1.4 (66 kW) Eng. G4FA		10-		•			13-0577				22	72	127								
		10-		•		+ABS	15-1835	46	27	22	60	76,5	63,5						5	1	
1.4 (74 kW) Eng. G4FA		10-		•			13-0577				22	72	127								
		10-		•		+ABS	15-1835	46	27	22	60	76,5	63,5						5	1	
1.4 CRDi (57 kW) Eng. D4FC-M		10-		•			13-0578				22	75	112								
		10-		•		+ABS	15-1836	46	27	24	60	84	63,4						5	1	
1.4 CRDi (66 kW) Eng. D4FC		10-		•			13-0578				22	75	112								
		10-		•		+ABS	15-1836	46	27	24	60	84	63,4						5	1	






















<b>ix20 (JC) '10-</b>			L/R			NOTE	METELLI ref.	ABS	A	B	C	D	E	F	H	I	L	M	Fig	
1.4 Econext (66 kW) Eng. G4FA		13-		●			13-0577				22	72	127							
		13-		●		+ABS	15-1835	46	27	22	60	76,5	63,5					5	1	
1.6 (92 kW) Eng. G4FC		10-		●			13-0577				22	72	127							
		10-		●		+ABS	15-1835	46	27	22	60	76,5	63,5					5	1	
1.6 CRDi (85 kW) Eng. D4FB		11-		●			13-0578				22	75	112							
		11-		●		+ABS	15-1836	46	27	24	60	84	63,4					5	1	
1.6 CRDi (94 kW) Eng. D4FB		11-		●			13-0578				22	75	112							
		11-		●		+ABS	15-1836	46	27	24	60	84	63,4					5	1	
<b>ix35 (LM, EL, ELH) '10- 15</b>			L/R			NOTE	METELLI ref.	ABS	A	B	C	D	E	F	H	I	L	M	Fig	
1.6 GDi (99 kW) Eng. G4FD		10-		●		+ABS	13-0643				21	76	103							
		10-		●		+ABS	15-1887	48	27	24	62	84	63,5					5	1	
1.7 CRDi (85 kW) Eng. D4FD		10-		●		+ABS	13-0642				22	75	112							
		10-		●		+ABS	15-1886	48	30	25	62	87,5	63,5					5	1	
2.0 16v, Allrad (120 kW) Eng. G4KD		1/10-		●		+ABS, M/T	13-0643				21	76	103							
		1/10-		●		+ABS, M/T	15-1887	48	27	24	62	84	63,5					5	1	
2.0 CRDi, Allrad (100 kW) Eng. D4HA		10-		●		+ABS, A/T+M/T	13-0642				22	75	112							
		10-		●		+ABS, A/T+M/T	15-1886	48	30	25	62	87,5	63,5					5	1	
2.0 CRDi, Allrad (135 kW) Eng. D4HA		10-		●		+ABS, A/T+M/T	13-0642				22	75	112							
		10-		●		+ABS, A/T+M/T	15-1886	48	30	25	62	87,5	63,5					5	1	
<b>Santa Fe II (CM) '06- 12</b>			L/R			NOTE	METELLI ref.	ABS	A	B	C	D	E	F	H	I	L	M	Fig	
2.0 CRDi, 4WD (110 kW) Eng. D4HA		10-		●			13-0498				27,3	96,5	109							
		10-		●		+ABS	15-1779	52	30	36	54,5	99,5	67					5	2	
2.2 CRDi, 4WD (145 kW) Eng. D4HB		09-1/10		●		+ABS, FWD, M/T	13-0498				27,3	96,5	109							
		2/10-12		●		+ABS, FWD, M/T+A/T, 6Sp	13-0498				27,3	96,5	109							
		09-1/10		●		+ABS, FWD, M/T	15-1735	52	30	36	72,9	99,4	66,9						5	2
		2/10-12		●		+ABS, M/T+A/T, 6Sp	15-1779	52	30	36	54,5	99,5	67						5	2
<b>Santa Fe III (DM) '12-</b>			L/R			NOTE	METELLI ref.	ABS	A	B	C	D	E	F	H	I	L	M	Fig	
2.0 CRDi, 4WD (110 kW) Eng. D4HA		11-		●		+ABS, FWD	13-0498				27,3	96,5	109							
		11-		●		+ABS, FWD	15-1779	52	30	36	54,5	99,5	67					5	2	

<b>Santa Fe III (DM) '12-</b>			L/R			NOTE	METELLI ref.	ABS	A	B	C	D	E	F	H	I	L	M	Fig
2.2 CRDi, 4WD (145 kW) Eng. D4HB		11-		•		+ABS, FWD, M/T+A/T, 6Sp	13-0498				27,3	96,5	109						
		11-		•		+ABS, FWD, M/T+A/T, 6Sp	15-1779	52	30	36	54,5	99,5	67					5	2
<b>Tucson I (JM) '04- 10</b>			L/R			NOTE	METELLI ref.	ABS	A	B	C	D	E	F	H	I	L	M	Fig
2.0 CRDi, Allrad (110 kW) Eng. D4EA		09-		•		+ABS, FWD, M/T, 5Sp	13-0579				26	86	138						
		09-		•		+ABS, FWD, M/T, 5Sp	15-1757	48	27	26	62	94,9	64,2					5	1




































## JAGUAR









































<b>X-Type (CF1) '01- 09</b>			L/R			NOTE	METELLI ref.	ABS	A	B	C	D	E	F	H	I	L	M	Fig
2.0 D, Estate (96 kW) Eng. 6B/ 6G		03-	L			M/T	17-1157		27		26	84,3	82		91,5	68,3	625	s3	
		03-	R			M/T	17-1158		27		26	84,3	82		91,5	468,3	953,5	s4	
2.0 V6 (115 kW) Eng. YB/ AJV6		02-	L			M/T	17-1157		27		26	84,3	82		91,5	68,3	625	s3	
		02-	R			M/T	17-1158		27		26	84,3	82		91,5	468,3	953,5	s4	






































## JEEP

<b>Compass '06-</b>			L/R			NOTE	METELLI ref.	ABS	A	B	C	D	E	F	H	I	L	M	Fig
2.0 (115 kW) Eng. ECN		11-		•			13-0628				22	75	112						
		11-		•			15-1880	28	33	59,35	83,58	63,55						5	2
2.4 (125 kW) Eng. ERZ		06-		•			13-0628				22	75	112						
		06-		•			15-1880	28	33	59,35	83,58	63,55						5	2
<b>Patriot '07- 12</b>			L/R			NOTE	METELLI ref.	ABS	A	B	C	D	E	F	H	I	L	M	Fig
2.4 (125 kW) Eng. ERZ/ ED3		07-12		•			13-0628				22	75	112						
		07-12		•			15-1880	28	33	59,35	83,58	63,55						5	2
<b>Renegade '14-</b>			L/R			NOTE	METELLI ref.	ABS	A	B	C	D	E	F	H	I	L	M	Fig
1.4 (103 kW)		14-		•			13-0093				25	90	107						
		14-		•			15-1616	27	26	59	91	48,6						4	1
1.6 CRD (88 kW)		14-		•			13-0093				25	90	107						
		14-		•			15-1616	27	26	59	91	48,6						4	1




















<b>Ceed II, SW '12-</b>			L/R			NOTE	METELLI ref.	ABS	A	B	C	D	E	F	H	I	L	M	Fig
1.6 CRDI (94 kW) Eng. D4FB		12-		•		+ABS, M/T+A/T, 6Sp	13-0578				22	75	112						
		12-		•		+ABS, M/T+A/T, 6Sp	15-1828	46	27	24	60	84	63,4					5	1
1.6 CVVT (92 kW) Eng. G4FC		12-		•		M/T	13-0577				22	72	127						
		12-		•		+ABS, M/T	15-1827	46	27	22	60	76,5	63,5					5	1
		12-		•		M/T	15-1826		27	22	60	76,5	63,5					5	1
1.6 GDI (99 kW) Eng. G4FD		12-		•		+ABS, A/T, 6Sp	13-0578				22	75	112						
		12-		•		M/T, 6Sp	13-0577				22	72	127						
		12-		•		+ABS, A/T, 6Sp	15-1828	46	27	24	60	84	63,4					5	1
		12-		•		+ABS, M/T	15-1827	46	27	22	60	76,5	63,5					5	1
		12-		•		M/T, 6Sp	15-1826		27	22	60	76,5	63,5					5	1
<b>Clarus (K9A), SW / Cremos '96- 01</b>			L/R			NOTE	METELLI ref.	ABS	A	B	C	D	E	F	H	I	L	M	Fig
1.8 i 16v (85 kW) Eng. T8		96-01		•		+ABS	13-0439				24	79	98						
		96-		•		+ABS	15-1852	46	28	24	55,96	86,3	62					3	1
2.0 i 16v (98 kW) Eng. FE(16V)		96-01		•		+ABS	13-0439				24	79	98						
		96-		•		+ABS	15-1852	46	28	24	55,96	86,3	62					3	1
<b>Picanto I (BC) '04- 08</b>			L/R			NOTE	METELLI ref.	ABS	A	B	C	D	E	F	H	I	L	M	Fig
1.0 (45 kW) Eng. G4HE		05-		•		+ABS	13-0632				20	68	100						
1.1 (48 kW) Eng. G4HG		04-		•		+ABS	13-0632				20	68	100						
<b>Picanto III (TA) '11-</b>			L/R			NOTE	METELLI ref.	ABS	A	B	C	D	E	F	H	I	L	M	Fig
1.2 (63-64 kW) Eng. G4LA		11-		•		+ABS, A/T	13-0403				20	68	100						
		11-		•		+ABS, A/T	15-1610	48	24	21	52,4	73,5	56,5					3	1
<b>Pro Ceed I (ED) '08- 12</b>			L/R			NOTE	METELLI ref.	ABS	A	B	C	D	E	F	H	I	L	M	Fig
1.6 CRDi (66 kW) Eng. D4FB-L		07-		•		+ABS, A/T	13-0650				20	78	103						
		07-		•		+ABS, A/T	15-1894	46	27	23	60	82	65					5	1
1.6 CRDi (85 kW) Eng. D4FB		07-		•		+ABS, A/T	13-0650				20	78	103						
		07-		•		+ABS, A/T	15-1894	46	27	23	60	82	65					5	1
2.0 (105 kW) Eng. G4GC		08-		•		+ABS	13-0650				20	78	103						
		08-		•		+ABS	15-1894	46	27	23	60	82	65					5	1






















Rio III (UB) '11-			L/R			NOTE	METELLI ref.	ABS	A	B	C	D	E	F	H	I	L	M	Fig	
1.2 CVVT (62 kW) Eng. G4LA		11-		•		+ABS	13-0567				20	68	100							
		11-		•		+ABS	15-1762	48	25	20	52,5	73,4	61,5					11	1	
1.4 CRDi (66 kW) Eng. D4FC		11-		•		+ABS	13-0570				22	75	112							
		11-		•		+ABS	15-1789	48	25	30	52,4	81	61					11	1	
Sorento I (JC) '02- 09			L/R			NOTE	METELLI ref.	ABS	A	B	C	D	E	F	H	I	L	M	Fig	
2.5 CRDi (103 kW) Eng. D4CB		02-		•		A/T	13-0616				26	85	116							
		02-		•		A/T	15-1817		28	25	55,9	87,9	69,8					3	1	
2.5 CRDi (125 kW) Eng. D4CBV		06-		•		A/T	13-0616				26	85	116							
		06-		•		A/T	15-1817		28	25	55,9	87,9	69,8					3	1	
3.3 V6 (177 kW) Eng. G6HV		06-		•			13-0616				26	85	116							
		06-		•			15-1817		28	25	55,9	87,9	69,8					3	1	
Sorento II (XM) '10- 14			L/R			NOTE	METELLI ref.	ABS	A	B	C	D	E	F	H	I	L	M	Fig	
2.2 CRDi, 4WD (147 kW) Eng. D4HB		10-		•		+ABS, FWD, M/T	13-0498				27,3	96,5	109							
		10-		•		+ABS, FWD, M/T	15-1735	52	30	36	72,9	99,4	66,9					5	2	
Soul I (AM) '09- 14			L/R			NOTE	METELLI ref.	ABS	A	B	C	D	E	F	H	I	L	M	Fig	
1.6 CRDi (94 kW) Eng. D4FB		09-		•		M/T+A/T	13-0578				22	75	112							
		09-		•		+ABS, M/T+A/T	15-1836	46	27	24	60	84	63,4					5	1	
Sportage II (FQ) '04- 10			L/R			NOTE	METELLI ref.	ABS	A	B	C	D	E	F	H	I	L	M	Fig	
2.0 16v, 4WD (104 kW) Eng. G4GC		04-10		•		M/T	13-0621				22	75	112							
		04-10		•		+ABS	15-1798	48	27	24	61,95	83,98	64,35					5	1	
2.0 CRDi (103 kW) Eng. D4EA		06-10		•		M/T	13-0621				22	75	112							
		06-10		•		+ABS	15-1798	48	27	24	61,95	83,98	64,35					5	1	
2.0 CRDi, 4WD (83 kW) Eng. D4EA		04-		•		M/T	13-0621				22	75	112							
		04-		•		+ABS	15-1798	48	27	24	61,95	83,98	64,35					5	1	
Sportage III (SL) '10- 16			L/R			NOTE	METELLI ref.	ABS	A	B	C	D	E	F	H	I	L	M	Fig	
1.6 GDi (99 kW) Eng. G4FD		10-		•		+ABS	13-0643				21	76	103							
		10-		•		+ABS	15-1887	48	27	24	62	84	63,5					5	1	































<b>Sportage III (SL) '10- 16</b>			L/R			NOTE	METELLI ref.	ABS	A	B	C	D	E	F	H	I	L	M	Fig	
1.7 CRDi (85 kW) Eng. D4FD-L		10-		•		+ABS	13-0642				22	75	112							
		10-		•		+ABS	15-1886	48	30	25	62	87,5	63,5					5	1	
2.0 CRDi AWD (135 kW) Eng. D4HA		12-		•		+ABS	13-0642				22	75	112							
		12-		•		+ABS	15-1886	48	30	25	62	87,5	63,5					5	1	
2.0 CRDi, AWD (100 kW) Eng. D4HA		10-		•		+ABS	13-0642				22	75	112							
		10-		•		+ABS	15-1886	48	30	25	62	87,5	63,5					5	1	
2.0, AWD (120-122 kW) Eng. G4KD		10-		•		+ABS	13-0643				21	76	103							
		10-		•		+ABS	15-1887	48	27	24	62	84	63,5					5	1	
<b>Venga I (YN) '10- 14</b>			L/R			NOTE	METELLI ref.	ABS	A	B	C	D	E	F	H	I	L	M	Fig	
1.4 16v (66 kW) Eng. G4FA		10-		•			13-0577				22	72	127							
		10-		•		+ABS	15-1835	46	27	22	60	76,5	63,5					5	1	
1.4 CRDi (57 kW) Eng. D4FC		10-		•			13-0578				22	75	112							
		10-		•		+ABS	15-1836	46	27	24	60	84	63,4					5	1	
1.4 CRDi (66 kW) Eng. D4FC		10-		•			13-0578				22	75	112							
		10-		•		+ABS	15-1836	46	27	24	60	84	63,4					5	1	
1.4 GPL (66 kW) Eng. G4FA		12-14		•			13-0577				22	72	127							
		12-14		•		+ABS	15-1835	46	27	22	60	76,5	63,5					5	1	
1.6 16v (92 kW) Eng. G4FC		10-		•			13-0577				22	72	127							
		10-		•		+ABS	15-1835	46	27	22	60	76,5	63,5					5	1	
1.6 CRDi (85 kW) Eng. D4FB		10-		•			13-0578				22	75	112							
		10-		•		+ABS	15-1836	46	27	24	60	84	63,4					5	1	
1.6 CRDi (94 kW) Eng. D4FB		10-		•			13-0578				22	75	112							
		10-		•		+ABS	15-1836	46	27	24	60	84	63,4					5	1	
<b>Venga II '15-</b>			L/R			NOTE	METELLI ref.	ABS	A	B	C	D	E	F	H	I	L	M	Fig	
1.4 (66 kW) Eng. G4FA		15-		•			13-0577				22	72	127							
		15-		•		+ABS	15-1835	46	27	22	60	76,5	63,5					5	1	
1.4 CRDi (66 kW) Eng. D4FC		10-		•			13-0578				22	75	112							
		10-		•		+ABS	15-1836	46	27	24	60	84	63,4					5	1	
1.4 EcoGPL (66 kW) Eng. G4FA		15-		•			13-0577				22	72	127							
		15-		•		+ABS	15-1835	46	27	22	60	76,5	63,5					5	1	

## LADA








			L/R			NOTE	METELLI ref.	ABS	A	B	C	D	E	F	H	I	L	M	Fig	
<b>110 '95-</b> 1.5 (54 kW) Eng. BA3 2111		95-		•			<b>13-0071</b>				20	68	80							
		95-		•			<b>15-1081</b>		22	22	50	81	50					4	2	
<b>1.6 (60 kW) Eng. VAZ 21114</b>		00-		•			<b>13-0071</b>				20	68	80							
		00-		•			<b>15-1081</b>		22	22	50	81	50					4	2	
			L/R			NOTE	METELLI ref.	ABS	A	B	C	D	E	F	H	I	L	M	Fig	
<b>112 '95-</b> 1.6 (66 kW) Eng. VAZ-21124		06-		•			<b>13-0071</b>				20	68	80							
		06-		•			<b>15-1081</b>		22	22	50	81	50					4	2	
			L/R			NOTE	METELLI ref.	ABS	A	B	C	D	E	F	H	I	L	M	Fig	
<b>Niva II (2123) '02-</b> 1.7 (61 kW) Eng. BA321214		04-		•			<b>13-0171</b>				19	82	125							
		04-		•			<b>15-1223</b>		22	22	55,9	90	72					3b	2	

## LANCIA

			L/R			NOTE	METELLI ref.	ABS	A	B	C	D	E	F	H	I	L	M	Fig	
<b>Dedra (835) '89- 99</b> 1.8 i.e., SW (74-77-80 kW) Eng. 835A2.000/ 835A2.046/ 836A5.000		94-99	L/R			M/T, Only 80 kW	<b>17-1161</b>		25			90	99,8		84,5		480	s10		
		89-92	L/R			M/T	<b>17-1161</b>		25			90	99,8		84,5		480	s10		
			L/R			NOTE	METELLI ref.	ABS	A	B	C	D	E	F	H	I	L	M	Fig	
<b>Delta II (836) '93- 99</b> 1.6 16v (76 kW) Eng. 182A4.000/ 182B6.000		97-	L			+ABS, M/T	<b>17-1159</b>	44	22			78			79,4		586	s7		
		97-	R			+ABS, M/T	<b>17-1160</b>	44	22			80		32	80		921	s7		
			L/R			NOTE	METELLI ref.	ABS	A	B	C	D	E	F	H	I	L	M	Fig	
<b>Delta III (844) '08- 14</b> 1.4 16v (103 kW) Eng. 198A7.000		10-		•			<b>13-0460</b>				25	78	130							
		10-		•			<b>15-1687</b>		25	25	51	87	47,1					4	1	
<b>1.4 T-Jet (88 kW) Eng. 198A4.000</b>		11-		•			<b>13-0460</b>				25	78	130							
		11-		•			<b>15-1687</b>		25	25	51	87	47,1					4	1	
			L/R			NOTE	METELLI ref.	ABS	A	B	C	D	E	F	H	I	L	M	Fig	
<b>Lybra (839AX,BX), SW '99- 05</b> 1.9 JTD (81-85 kW) Eng. AR37101/ 937A2.000		9/00-5/01		•		Ch 0137878-	<b>13-0093</b>				25	90	107							
		9/00-5/01		•		Ch 0137878-	<b>15-1440</b>		25	26	59	90,9	48					4	1	










<b>Musa II '10- 13</b>			L/R			NOTE	METELLI ref.	ABS	A	B	C	D	E	F	H	I	L	M	Fig	
1.3 MJT 16v (51 kW) Eng. 188A9.000		10-		•			13-0392				25	78	130							
		10-		•			15-1592		25	23	51	82,1	48,2					4	1	
1.3 MJT 16v (66 kW) Eng. 199A3.000		10-		•			13-0392				25	78	130							
		10-		•			15-1592		25	23	51	82,1	48,2					4	1	
<b>Phedra (179) '02- 10</b>			L/R			NOTE	METELLI ref.	ABS	A	B	C	D	E	F	H	I	L	M	Fig	
2.0 JTD (79 kW) Eng. RHM(DW10ATED4-FAP)		03-		•	M/T		13-0566				22	82	126							
		03-		•			13-0583				26	85	116							
		03-		•	M/T		15-1758		27	39	58	94,9	50					11	2	
		03-		•			15-1759		27	34	57,9	85,9	50					11a	2	
<b>Ypsilon I (843) '03- 13</b>			L/R			NOTE	METELLI ref.	ABS	A	B	C	D	E	F	H	I	L	M	Fig	
1.3 MJT (51 kW) Eng. 188A9.000		03-		•	Gkn		13-0392				25	78	130							
		03-		•	Gkn		15-1592		25	23	51	82,1	48,2					4	1	
1.3 MJT (55 kW) Eng. 199A2.000		06-		•	Gkn		13-0392				25	78	130							
		06-		•	Gkn		15-1592		25	23	51	82,1	48,2					4	1	
<b>Ypsilon II (846) '11-</b>			L/R			NOTE	METELLI ref.	ABS	A	B	C	D	E	F	H	I	L	M	Fig	
0.9 Twinair (63 kW) Eng. 312A2.000		11-		•			13-0543				21	76	103							
		11-		•			15-1743		25	22	50,9	79,08	46,7					4	1	
0.9 Twinair Met. (59 kW)		14-		•			13-0543				21	76	103							
		14-		•			15-1743		25	22	50,9	79,08	46,7					4	1	
0.9 Twinair Met. (63 kW) Eng. 312A2.000		13-		•			13-0543				21	76	103							
		13-		•			15-1743		25	22	50,9	79,08	46,7					4	1	

## LAND ROVER










<b>Range Rover III (LM) '02- 12</b>			L/R			NOTE	METELLI ref.	ABS	A	B	C	D	E	F	H	I	L	M	Fig		
3.6 TDV8 (200 kW) Eng. 368DT		06-		•	+ABS		13-0457				34	105,4	122								
		06-		•	+ABS		15-1683	48	30	29	67,8	106	57,8					4	1		
4.4 (210 kW) Eng. 448S2		02-		•	+ABS		13-0457				34	105,4	122								
		02-		•	+ABS		15-1683	48	30	29	67,8	106	57,8					4	1		







## LAND ROVER

<b>Range Rover III (LM) '02- 12</b>			L/R			NOTE	METELLI ref.	ABS	A	B	C	D	E	F	H	I	L	M	Fig
4.4 TDV8 (230 kW) Eng. 448DT		10-		•		+ABS	13-0457				34	105,4	122						
		10-		•		+ABS	15-1683	48	30	29	67,8	106	57,8					4	1
5.0 V8 (276 kW) Eng. 508PN		09-		•		+ABS	13-0457				34	105,4	122						
		09-		•		+ABS	15-1683	48	30	29	67,8	106	57,8					4	1
5.0 V8 (375 kW) Eng. 50SD4R		09-		•		+ABS	13-0457				34	105,4	122						
		09-		•		+ABS	15-1683	48	30	29	67,8	106	57,8					4	1






  

<b>Range Rover Sport II (AJ) '09- 13</b>			L/R			NOTE	METELLI ref.	ABS	A	B	C	D	E	F	H	I	L	M	Fig
3.6 TDV8 (200 kW) Eng. 368DT		09-		•		+ABS	13-0474				27	98	140						
		09-		•		+ABS	15-1702	48	29	27	74	100	58,9					11	1
5.0 V8 (276 kW) Eng. 508PN		09-		•		+ABS	13-0474				27	98	140						
		09-		•		+ABS	15-1702	48	29	27	74	100	58,9					11	1
5.0 V8 (372-375 kW) Eng. 50SD4R		09-		•		+ABS	13-0474				27	98	140						
		09-		•		+ABS	15-1702	48	29	27	74	100	58,9					11	1












## MAZDA

































<b>3 I (BK) '03- 09</b>			L/R			NOTE	METELLI ref.	ABS	A	B	C	D	E	F	H	I	L	M	Fig
1.6 Di T. (80 kW) Eng. Y601		04-09		•			13-0604				22	75	112						






<b>323 III (BF, BW) '85- 95</b>			L/R			NOTE	METELLI ref.	ABS	A	B	C	D	E	F	H	I	L	M	Fig
1.6, 4WD SW (63 kW) Eng. B6D/ E/ F/ B65M		85-89		•		A/T	13-0023				21	73	91						
		85-89		•		A/T	15-1024		24	22	52	79	56					3	1



































<b>5 I (CR19) '05- 10</b>			L/R			NOTE	METELLI ref.	ABS	A	B	C	D	E	F	H	I	L	M	Fig
1.8 16v (85 kW) Eng. L823		05-		•			13-0649				21	76	103						
		05-		•			15-1893		28	24	58,5	84,3	64,5					5	2
2.0 16v (107 kW) Eng. LFF7		05-		•			13-0649				21	76	103						
		05-		•			15-1893		28	24	58,5	84,3	64,5					5	2
2.0 CD (105 kW) Eng. RF7J		05-		•			13-0649				21	76	103						
		05-		•			15-1893		28	24	58,5	84,3	64,5					5	2
2.0 TDi (81 kW) Eng. RF-T Hi Power		05-		•			13-0649				21	76	103						
		05-		•			15-1893		28	24	58,5	84,3	64,5					5	2

<b>6 I (GG,GY), SW '02- 07</b>			L/R			NOTE	METELLI ref.	ABS	A	B	C	D	E	F	H	I	L	M	Fig	
2.0 Di, 4WD (100 kW) Eng. RF5C		02-		•			<b>13-0623</b>				22	75	112							
		02-		•		+ABS	<b>15-1875</b>	44	28	33	61,95	83,58	62,95					3	2	
2.0 Di, 4WD (89 kW) Eng. RF5C		02-		•			<b>13-0623</b>				22	75	112							
		02-		•		+ABS	<b>15-1875</b>	44	28	33	61,95	83,58	62,95					3	2	
<b>6 II (GH), Sport '07- 13</b>			L/R			NOTE	METELLI ref.	ABS	A	B	C	D	E	F	H	I	L	M	Fig	
2.5 MZR (125 kW) Eng. L501		07-13		•		M/T	<b>13-0626</b>				22	75	112							
		07-		•		M/T	<b>15-1879</b>		28	33	62,05	83,03	63,05					5	2	
<b>6 III (GJ), SW '13-</b>			L/R			NOTE	METELLI ref.	ABS	A	B	C	D	E	F	H	I	L	M	Fig	
2.0 (107 kW) Eng. PEY7		13-		•		M/T	<b>13-0615</b>				22	75	105							
		13-		•		M/T	<b>15-1846</b>		31	33	58,8	82,7	48					11	2	
2.0 L (121 kW) Eng. PEY7		13-		•		M/T	<b>13-0615</b>				22	75	105							
		13-		•		M/T	<b>15-1846</b>		31	33	58,8	82,7	48					11	2	
2.2 L D, 4WD (110-129 kW) Eng. SHY1		13-		•		M/T	<b>13-0609</b>				26	87	117							
		13-		•		M/T	<b>15-1847</b>		31	36	59	89,4	47					11	2	
2.5 L (141 kW) Eng. PYY1		13-		•		M/T	<b>13-0615</b>				22	75	105							
		13-		•		M/T	<b>15-1846</b>		31	33	58,8	82,7	48					11	2	
<b>CX-5 (KE) '12-</b>			L/R			NOTE	METELLI ref.	ABS	A	B	C	D	E	F	H	I	L	M	Fig	
2.0 (121 kW) Eng. EY7		12-		•			<b>13-0615</b>				22	75	105							
		12-		•			<b>15-1846</b>		31	33	58,8	82,7	48					11	2	
2.0 4WD (118 kW) Eng. EY7		12-		•		FWD	<b>13-0615</b>				22	75	105							
		12-		•		FWD	<b>15-1846</b>		31	33	58,8	82,7	48					11	2	
2.2D 4WD (110-129 kW) Eng. HY1		12-		•		FWD, M/T	<b>13-0609</b>				26	87	117							
		12-		•		FWD, M/T	<b>15-1847</b>		31	36	59	89,4	47					11	2	



































## MERCEDES BENZ

<b>CLA (C117) '13-</b>			L/R			NOTE	METELLI ref.	ABS	A	B	C	D	E	F	H	I	L	M	Fig	
180 (90 kW) Eng. M270.910		13-		•		FWD	<b>13-0618</b>				26	86	138							
		13-		•		FWD	<b>15-1819</b>		30	27	64,8	98,9	52,9					13a	1	




































CLA (X117) Shooting Brake '15-			L/R			NOTE	METELLI ref.	ABS	A	B	C	D	E	F	H	I	L	M	Fig	
45 AMG 4matic (265 kW) Eng. M133.980		15-		•		FWD	13-0618				26	86	138							
		15-		•		FWD	15-1819		30	27	64,8	98,9	52,9						13a	1
45 AMG 4matic (280 kW) Eng. M133.980		15-		•		FWD	13-0618				26	86	138							
		15-		•		FWD	15-1819		30	27	64,8	98,9	52,9						13a	1
Classe A I (W168) '97- 04			L/R			NOTE	METELLI ref.	ABS	A	B	C	D	E	F	H	I	L	M	Fig	
A 140 (168.031/.131) (60 kW) Eng. M166.940		01-	L			+ABS, A/T	17-1166	48	24		22	76	72		67,3	55,3	561	s3		
		01-	R			+ABS, A/T	17-1167	48	24		22	76	72		67,3	470,7	967	s4		
A 160 (168.033/.133) (75 kW) Eng. M166.960		97-04		•		+ABS, A/T	13-0298				22	76	113							
		97-04		•		+ABS, A/T	15-1434	48	24	27	57	76,9	30,6						4	2
		97-	L				+ABS, A/T	17-1166	48	24		22	76	72		67,3	55,3	561	s3	
		97-	R				+ABS, A/T	17-1167	48	24		22	76	72		67,3	470,7	967	s4	
A 170 CDi (168.008) (66 kW) Eng. OM668.940		98-	L			+ABS, A/T	17-1166	48	24		22	76	72		67,3	55,3	561	s3		
		98-	R			+ABS, A/T	17-1167	48	24		22	76	72		67,3	470,7	967	s4		
A 170 CDi (168.009/109) (70 kW) Eng. OM668.942		01-	L			+ABS, A/T	17-1166	48	24		22	76	72		67,3	55,3	561	s3		
		01-	R			+ABS, A/T	17-1167	48	24		22	76	72		67,3	470,7	967	s4		
Classe A II (W169) '04- 12			L/R			NOTE	METELLI ref.	ABS	A	B	C	D	E	F	H	I	L	M	Fig	
A 160 (169.031/331) (70 kW) Eng. M266.920		09-		•		A/T, Ø86,5mm	13-0391				25	90	107							
		09-		•		A/T, Ø86,5mm	15-1590		25	25	60,2	88,8	41						11a	2
A 160 CDi (169.006/306) (60 kW) Eng. OM640.942		09-		•		A/T, Ø86,5mm	13-0391				25	90	107							
		09-		•		A/T, Ø86,5mm	15-1590		25	25	60,2	88,8	41						11a	2
A 170 (169.032/332) (85 kW) Eng. M266.940		09-		•		A/T, Ø86,5mm	13-0391				25	90	107							
		09-		•		A/T, Ø86,5mm	15-1590		25	25	60,2	88,8	41						11a	2
A 180 (169.032/332) (85 kW) Eng. M266.940		09-		•		A/T, Ø86,5mm	13-0391				25	90	107							
		09-		•		A/T, Ø86,5mm	15-1590		25	25	60,2	88,8	41						11a	2
Classe A III (W176) '12-			L/R			NOTE	METELLI ref.	ABS	A	B	C	D	E	F	H	I	L	M	Fig	
A 160 (75 kW) Eng. M270.910		15-		•		FWD	13-0618				26	86	138							
		15-		•		FWD	15-1819		30	27	64,8	98,9	52,9						13a	1
A 160 CDi (66 kW) Eng. OM607.951		13-		•		FWD	13-0618				26	86	138							
		13-		•		FWD	15-1819		30	27	64,8	98,9	52,9						13a	1
























<b>Classe B I (W245) '05- 11</b>			L/R			NOTE	METELLI ref.	ABS	A	B	C	D	E	F	H	I	L	M	Fig
B 180 (245.232) (85 kW) Eng. M266.940		09-		•		A/T, Ø86,5mm	13-0391				25	90	107						
		09-		•		A/T, Ø86,5mm	15-1590		25	25	60,2	88,8	41					11a	2
B 200 (245.233) (100 kW) Eng. M266.960		09-		•		A/T, Ø86,5mm	13-0391				25	90	107						
		09-		•		A/T, Ø86,5mm	15-1590		25	25	60,2	88,8	41					11a	2
<b>Classe B II (W246) '11-</b>			L/R			NOTE	METELLI ref.	ABS	A	B	C	D	E	F	H	I	L	M	Fig
B 160 CDi (66 kW) Eng. OM607.951		13-		•		FWD	13-0618				26	86	138						
		13-		•		FWD	15-1819		30	27	64,8	98,9	52,9					13a	1
B 180 (90 kW) Eng. M270.910		11-		•			13-0636				26	86	138						
		11-		•			15-1820		30	27	64,75	87,88	52,65					13a	1
B 180 CDi (80 kW) Eng. OM607.951		14-		•		FWD	13-0618				26	86	138						
		14-		•		FWD	15-1819		30	27	64,8	98,9	52,9					13a	1
B 180 CDi (80 kW) Eng. OM651.901		11-		•		FWD	13-0618				26	86	138						
		11-		•		FWD	15-1819		30	27	64,8	98,9	52,9					13a	1
B 200 (115 kW) Eng. M270.910		11-		•		FWD	13-0618				26	86	138						
		11-		•		FWD	15-1819		30	27	64,8	98,9	52,9					13a	1
B 200 CDi (100 kW) Eng. OM651.901		11-		•		FWD	13-0618				26	86	138						
		11-		•		FWD	15-1819		30	27	64,8	98,9	52,9					13a	1
B 200 CDi, 4matic (100 kW) Eng. OM651.930		14-		•		FWD	13-0618				26	86	138						
		14-		•		FWD	15-1819		30	27	64,8	98,9	52,9					13a	1
B 200 NGD (115 kW) Eng. M270.920		13-		•		FWD	13-0618				26	86	138						
		13-		•		FWD	15-1819		30	27	64,8	98,9	52,9					13a	1
B 220 (135 kW) Eng. M270.920		13-		•		FWD	13-0618				26	86	138						
		13-		•		FWD	15-1819		30	27	64,8	98,9	52,9					13a	1
B 220 CDi (246.203) (125 kW) Eng. OM651.930		11-		•		FWD	13-0618				26	86	138						
		11-		•		FWD	15-1819		30	27	64,8	98,9	52,9					13a	1
B 220 CDi, 4matic (130 kW) Eng. OM651.930		14-		•		FWD	13-0618				26	86	138						
		14-		•		FWD	15-1819		30	27	64,8	98,9	52,9					13a	1
B 250, 4matic (155 kW) Eng. M270.920		12-		•		FWD	13-0618				26	86	138						
		12-		•		FWD	15-1819		30	27	64,8	98,9	52,9					13a	1

MERCEDES BENZ



































Classe GL I (X164) '06- 12			L/R			NOTE	METELLI ref.	ABS	A	B	C	D	E	F	H	I	L	M	Fig	
GL 320 CDi (165 kW) Eng. OM642.940		07-		•		FWD, Mod. Standard	13-0594				27,3	96,5	109							
		07-		•		FWD, Mod. Standard	15-1799	30	37	70,2	99,1	42,2						11	2	
GL 350 CDi 4matic (165 kW) Eng. OM642.940		09-		•		FWD, Mod. Standard	13-0594				27,3	96,5	109							
		09-		•		FWD, Mod. Standard	15-1799	30	37	70,2	99,1	42,2						11	2	
GL 420 Cdi 4-matic (225 kW) Eng. OM629.912		06-		•		FWD, Mod. Standard	13-0594				27,3	96,5	109							
		06-		•		FWD, Mod. Standard	15-1799	30	37	70,2	99,1	42,2						11	2	
GL 450 (250 kW) Eng. M273.923		06-		•		FWD, Mod. Standard	13-0594				27,3	96,5	109							
		06-		•		FWD, Mod. Standard	15-1799	30	37	70,2	99,1	42,2						11	2	
GL 500, 4matic (285 kW) Eng. M273.963		06-		•		FWD, Mod. Standard	13-0594				27,3	96,5	109							
		06-		•		FWD, Mod. Standard	15-1799	30	37	70,2	99,1	42,2						11	2	
Classe GLA (X156) '14-			L/R			NOTE	METELLI ref.	ABS	A	B	C	D	E	F	H	I	L	M	Fig	
180 CDi (80 kW) Eng. OM607.951		14-		•		FWD	13-0618				26	86	138							
		14-		•		FWD	15-1819	30	27	64,8	98,9	52,9						13a	1	
200 CDi, 4matic (100 kW) Eng. OM651.930		14-		•		FWD	13-0618				26	86	138							
		14-		•		FWD	15-1819	30	27	64,8	98,9	52,9						13a	1	
220 CDi, 4matic (125 kW) Eng. OM651.930		14-		•		FWD	13-0618				26	86	138							
		14-		•		FWD	15-1819	30	27	64,8	98,9	52,9						13a	1	
250, 4matic (155 kW) Eng. M270.920		14-		•		FWD	13-0618				26	86	138							
		14-		•		FWD	15-1819	30	27	64,8	98,9	52,9						13a	1	
45 AMG 4matic (265 kW) Eng. M133.980		14-		•		FWD	13-0618				26	86	138							
		14-		•		FWD	15-1819	30	27	64,8	98,9	52,9						13a	1	
Classe M I (W163) '98- 05			L/R			NOTE	METELLI ref.	ABS	A	B	C	D	E	F	H	I	L	M	Fig	
ML 230 (163.136) (110 kW) Eng. M111.977		98-05	L			+ABS, FWD	17-1162	48	30		37	97	88		89,6	82,8	631	s3		
		98-05	R			+ABS, FWD	17-1163	48	30		37	97	88		89,6	82,8	962	s3		
ML 270 CDi (163.113) (120 kW) Eng. OM612.963		99-05	L			+ABS, FWD	17-1162	48	30		37	97	88		89,6	82,8	631	s3		
		99-05	R			+ABS, FWD	17-1163	48	30		37	97	88		89,6	82,8	962	s3		
ML 320 (163.154) (160 kW) Eng. M112.942		98-02	L			+ABS, FWD	17-1162	48	30		37	97	88		89,6	82,8	631	s3		
		98-02	R			+ABS, FWD	17-1163	48	30		37	97	88		89,6	82,8	962	s3		
ML 350 (173 kW) Eng. M112.970		03-05	L			+ABS, FWD	17-1162	48	30		37	97	88		89,6	82,8	631	s3		
		03-05	R			+ABS, FWD	17-1163	48	30		37	97	88		89,6	82,8	962	s3		











<b>Classe M I (W163) '98- 05</b>			L/R			NOTE	METELLI ref.	ABS	A	B	C	D	E	F	H	I	L	M	Fig
ML 350 (163.157) (180 kW) Eng. M112.970		02-05	L			+ABS, FWD	<b>17-1162</b>	48	30		37	97	88		89,6	82,8	631	s3	
		02-05	R			+ABS, FWD	<b>17-1163</b>	48	30		37	97	88		89,6	82,8	962	s3	
ML 400 CDi (163.128) (184 kW) Eng. OM628.963		01-05	L			+ABS, FWD	<b>17-1162</b>	48	30		37	97	88		89,6	82,8	631	s3	
		01-05	R			+ABS, FWD	<b>17-1163</b>	48	30		37	97	88		89,6	82,8	962	s3	
ML 430 (163.172) (200 kW) Eng. M113.942		98-05	L			+ABS, FWD	<b>17-1162</b>	48	30		37	97	88		89,6	82,8	631	s3	
		98-05	R			+ABS, FWD	<b>17-1163</b>	48	30		37	97	88		89,6	82,8	962	s3	
ML 500 (163.175), 4matic (215 kW) Eng. M113.964/ 965		01-05	L			+ABS, FWD	<b>17-1162</b>	48	30		37	97	88		89,6	82,8	631	s3	
		01-05	R			+ABS, FWD	<b>17-1163</b>	48	30		37	97	88		89,6	82,8	962	s3	
ML 55 AMG (163.174) (255 kW) Eng. M113.981		00-05	L			+ABS, FWD	<b>17-1162</b>	48	30		37	97	88		89,6	82,8	631	s3	
		00-05	R			+ABS, FWD	<b>17-1163</b>	48	30		37	97	88		89,6	82,8	962	s3	
<b>Classe M II (W164) '05- 11</b>			L/R			NOTE	METELLI ref.	ABS	A	B	C	D	E	F	H	I	L	M	Fig
ML 280 CDi (164.120) (140 kW) Eng. OM642.940		05-		•		FWD	<b>13-0594</b>				27,3	96,5	109						
		05-		•		FWD	<b>15-1799</b>		30	37	70,2	99,1	42,2						11
ML 300 CDi (140 kW) Eng. OM642.940		09-		•		FWD	<b>13-0594</b>				27,3	96,5	109						
		09-		•		FWD	<b>15-1799</b>		30	37	70,2	99,1	42,2						11
ML 300 CDi 4Matic (164.121) (150 kW) Eng. OM642.820/ 832		09-		•		FWD	<b>13-0594</b>				27,3	96,5	109						
		09-		•		FWD	<b>15-1799</b>		30	37	70,2	99,1	42,2						11
ML 320 CDi (164.122) (165 kW) Eng. OM642.940		05-		•		FWD	<b>13-0594</b>				27,3	96,5	109						
		05-		•		FWD	<b>15-1799</b>		30	37	70,2	99,1	42,2						11
ML 350 (164.186) (200 kW) Eng. M272.962		05-		•		FWD	<b>13-0594</b>				27,3	96,5	109						
		05-		•		FWD	<b>15-1799</b>		30	37	70,2	99,1	42,2						11
ML 350 CDi (165 kW) Eng. OM642.940		09-		•		FWD	<b>13-0594</b>				27,3	96,5	109						
		09-		•		FWD	<b>15-1799</b>		30	37	70,2	99,1	42,2						11
ML 350 CDi 4Matic (164.125) (170 kW) Eng. OM642.832		10-		•		FWD	<b>13-0594</b>				27,3	96,5	109						
		10-		•		FWD	<b>15-1799</b>		30	37	70,2	99,1	42,2						11
ML 420 CDi (225 kW) Eng. OM629.912		05-		•		FWD	<b>13-0594</b>				27,3	96,5	109						
		05-		•		FWD	<b>15-1799</b>		30	37	70,2	99,1	42,2						11
ML 450 CDi (225 kW) Eng. OM629.912		09-		•		FWD	<b>13-0594</b>				27,3	96,5	109						
		09-		•		FWD	<b>15-1799</b>		30	37	70,2	99,1	42,2						11
ML 500 (285 kW) Eng. M273.963		07-		•		FWD	<b>13-0594</b>				27,3	96,5	109						
		07-		•		FWD	<b>15-1799</b>		30	37	70,2	99,1	42,2						11




















## MERCEDES BENZ














<b>Classe M II (W164) '05- 11</b>			L/R			NOTE	METELLI ref.	ABS	A	B	C	D	E	F	H	I	L	M	Fig
ML 500 (164.175) (225 kW) Eng. M113.964		05-		•		FWD	<b>13-0594</b>				27,3	96,5	109						
		05-		•		FWD	<b>15-1799</b>		30	37	70,2	99,1	42,2					11	2
<b>Classe R (W251) '06- 13</b>			L/R			NOTE	METELLI ref.	ABS	A	B	C	D	E	F	H	I	L	M	Fig
R 280 CDI (251.026, 251.126) (140 kW) Eng. OM642.950		06-		•		FWD	<b>13-0594</b>				27,3	96,5	109						
		06-		•		FWD	<b>15-1799</b>		30	37	70,2	99,1	42,2					11	2
R 280 CDI 4-matic (251.020) (140 kW) Eng. OM642.940		06-		•		FWD	<b>13-0594</b>				27,3	96,5	109						
		06-		•		FWD	<b>15-1799</b>		30	37	70,2	99,1	42,2					11	2
R 350 BlueTec (155 kW) Eng. OM642.950		09-		•		FWD	<b>13-0594</b>				27,3	96,5	109						
		09-		•		FWD	<b>15-1799</b>		30	37	70,2	99,1	42,2					11	2
R 350 CDI (165 kW) Eng. OM642.950		09-		•		FWD	<b>13-0594</b>				27,3	96,5	109						
		09-		•		FWD	<b>15-1799</b>		30	37	70,2	99,1	42,2					11	2
R 350 CDI 4-matic (165-155 kW) Eng. OM642.950/OM642.870		09-		•		FWD	<b>13-0594</b>				27,3	96,5	109						
		09-		•		FWD	<b>15-1799</b>		30	37	70,2	99,1	42,2					11	2
R 500 (285 kW) Eng. M273.963		07-		•		FWD	<b>13-0594</b>				27,3	96,5	109						
		07-		•		FWD	<b>15-1799</b>		30	37	70,2	99,1	42,2					11	2
R 63 AMG (375 kW) Eng. M156.980		07-		•		FWD	<b>13-0594</b>				27,3	96,5	109						
		07-		•		FWD	<b>15-1799</b>		30	37	70,2	99,1	42,2					11	2
<b>Viano (W639) '03- 13</b>			L/R			NOTE	METELLI ref.	ABS	A	B	C	D	E	F	H	I	L	M	Fig
2.0 CDI 4-matic (85 kW) Eng. OM646.982		06-13		•		RWD, Ch -126151, Exc. Van, Only Multispace	<b>13-0399</b>				27,3	96,5	109						
		03-		•		RWD, Ch -126151, Exc. Van, Only Multispace	<b>15-1606</b>		30	36	69,9	100,2	65					4	2
		03-		•		RWD	<b>15-1605</b>		30	36	70	100	62,7					4	2
2.0 CDI, 4-matic (80 kW) Eng. OM646.982		03-		•		FWD	<b>13-0600</b>				27,3	96,5	109						
		03-		•		FWD	<b>15-1848</b>		30	28	65,9	101,3	68					11a	1
2.2 CDI, 4-matic (110 kW) Eng. OM646.982		03-		•		FWD	<b>13-0600</b>				27,3	96,5	109						
		03-		•		FWD	<b>15-1848</b>		30	28	65,9	101,3	68					11a	1
2.2 CDI, 4-matic (120 kW) Eng. OM651.940		10-		•		RWD	<b>15-1605</b>		30	36	70	100	62,7					4	2
3.0 CDI (165 kW) Eng. OM642.990		10-		•		RWD	<b>15-1605</b>		30	36	70	100	62,7					4	2
3.5 (190 kW) Eng. M272.979		07-		•		RWD	<b>15-1605</b>		30	36	70	100	62,7					4	2

<b>Vito II (639) '03- 14</b>			L/R			NOTE	METELLI ref.	ABS	A	B	C	D	E	F	H	I	L	M	Fig			
111 CDi 2.2 (85 kW) Eng. OM646.980/ 982		07-		•		FWD	<b>13-0600</b>				27,3	96,5	109									
		9/07-		•		RWD, Ch -126151, Exc. Van, Only Multispace	<b>13-0399</b>				27,3	96,5	109									
		07-		•		FWD	<b>15-1848</b>		30	28	65,9	101,3	68							11a	1	
		9/07-		•		RWD, Ch -126151, Exc. Van, Only Multispace	<b>15-1606</b>		30	36	69,9	100,2	65							4	2	
		9/07-		•		RWD	<b>15-1605</b>		30	36	70	100	62,7							4	2	
111 CDi 2.2, 4WD (80 kW) Eng. OM646.982		03-		•		FWD	<b>13-0600</b>				27,3	96,5	109									
		03-		•		FWD	<b>15-1848</b>		30	28	65,9	101,3	68							11a	1	
115 CDi 2.2, 4WD (110 kW) Eng. OM646.982		03-		•		FWD	<b>13-0600</b>				27,3	96,5	109									
		03-		•		RWD, Ch -126151, Exc. Van, Only Multispace	<b>13-0399</b>				27,3	96,5	109									
		03-		•		FWD	<b>15-1848</b>		30	28	65,9	101,3	68								11a	1
		03-		•		RWD, Ch -126151, Exc. Van, Only Multispace	<b>15-1606</b>		30	36	69,9	100,2	65							4	2	





















### MINI








































<b>Mini I (R50, R53) '01- 06</b>			L/R			NOTE	METELLI ref.	ABS	A	B	C	D	E	F	H	I	L	M	Fig		
1.4 (55 kW) Eng. W10B14A		04-	L			M/T	<b>17-1099</b>		26		33	75,2	72,4		75,6	58	590	s3			
		04-	R			M/T	<b>17-1100</b>		26		33	75,2	72,4		75,6	389	924	s4			
1.6 Cooper (85 kW) Eng. W10B16A		04-	L			M/T	<b>17-1099</b>		26		33	75,2	72,4		75,6	58	590	s3			
		04-	R			M/T	<b>17-1100</b>		26		33	75,2	72,4		75,6	389	924	s4			
1.6 One (66 kW) Eng. W10B16A		04-	L			M/T	<b>17-1099</b>		26		33	75,2	72,4		75,6	58	590	s3			
		04-	R			M/T	<b>17-1100</b>		26		33	75,2	72,4		75,6	389	924	s4			
<b>Mini II Clubman (R55) '07- 13</b>			L/R			NOTE	METELLI ref.	ABS	A	B	C	D	E	F	H	I	L	M	Fig		
1.6 Clubman D (66 kW) Eng. N47C16A		10-		•			<b>13-0477</b>				25	78	130								
			10-		•			<b>15-1705</b>		26	26	53,4	86,9	48						1	1
1.6 Cooper (141 kW) Eng. W11B16AW		08-		•			<b>13-0477</b>				25	78	130								
			08-		•			<b>15-1705</b>		26	26	53,4	86,9	48						1	1
1.6 Cooper (155 kW) Eng. W11B16W		08-		•			<b>13-0477</b>				25	78	130								
			08-		•			<b>15-1705</b>		26	26	53,4	86,9	48						1	1
1.6 Cooper (90 kW) Eng. N16B16A		10-		•		A/T	<b>13-0477</b>				25	78	130								
		10-		•		M/T	<b>13-0440</b>				20	78	103								
		10-		•		A/T	<b>15-1705</b>		26	26	53,4	86,9	48							1	1
		10-		•		M/T	<b>15-1664</b>		26	24	54	81	49,2							1	1
































<b>Colt VI (CZ, Z2, Z3) '04- 12</b>			L/R			NOTE	METELLI ref.	ABS	A	B	C	D	E	F	H	I	L	M	Fig	
1.1 Bifuel (55 kW) Eng. 3A91		04-		•			<b>13-0354</b>				22	72	127							
		04-		•			<b>15-1507</b>		25	21	53,4	75	58,4					11	2	
1.3 16v, 4WD (68-70 kW) Eng. 4A90		04-	L			M/T	<b>17-1164</b>		25		33	75,1	72,4		97,3	58	624	s3		
		04-	R			M/T	<b>17-1165</b>		25		33	75,1	72,4		97,3	58	916	s3		
1.3 Bifuel (70 kW) Eng. 4A90		04-		•		+/-ABS	<b>13-0354</b>				22	72	127							
		04-		•		+/-ABS	<b>15-1507</b>		25	21	53,4	75	58,4					11	2	
<b>Space Star I (DG0) '98- 05</b>			L/R			NOTE	METELLI ref.	ABS	A	B	C	D	E	F	H	I	L	M	Fig	
1.6 16v (72 kW) Eng. 4G18		98-		•		+ABS, A/T	<b>13-0410</b>				23	77	105							
		98-		•		+ABS, A/T	<b>15-1668</b>	43	25	23	54	82	64					11	1	






## NISSAN




































<b>Juke '10-</b>			L/R			NOTE	METELLI ref.	ABS	A	B	C	D	E	F	H	I	L	M	Fig		
1.5 DCi (81 kW) Eng. K9K		10-		•			<b>13-0356</b>				26	86	138								
		10-		•			<b>15-1854</b>		29	26	56,1	90,9	59,5					5	1		
1.6 (69-86 kW) Eng. HR16DE		13-		•		A/T	<b>13-0620</b>				22	75	112								
		13-		•		M/T	<b>13-0631</b>				26	86	138								
		13-		•		A/T	<b>15-1861</b>		29	22	56,15	79,08	59,25						5	1	
		13-		•		M/T	<b>15-1858</b>		29	24	56,2	84,48	59,65						5	1	
1.6 16v Dig-T, 4WD (140 kW) Eng. MR16DDT		10-		•			<b>13-0356</b>				26	86	138								
		10-		•			<b>15-1854</b>		29	26	56,1	90,9	59,5					5	1		
1.6 Dig-T, 4WD (147 kW) Eng. MR16DDT		13-		•			<b>13-0356</b>				26	86	138								
		13-		•			<b>15-1854</b>		29	26	56,1	90,9	59,5					5	1		
<b>Micra II (K11) '92- 03</b>			L/R			NOTE	METELLI ref.	ABS	A	B	C	D	E	F	H	I	L	M	Fig		
1.0 i 16v (44 kW) Eng. CG10DE		00-03	L			-ABS	<b>17-0550</b>		23	19	21	72	69			50	608				
		00-03	R			-ABS	<b>17-0551</b>		23	19	21	72	69			50	825				
<b>Micra III (K12) '03- 10</b>			L/R			NOTE	METELLI ref.	ABS	A	B	C	D	E	F	H	I	L	M	Fig		
1.0 16v (48 kW) Eng. CR10DE		03-	L			M/T	<b>17-1172</b>		23		26	75,25	72,5		83,3	64,4	646	s3			
		03-	R			M/T	<b>17-1173</b>		23		26	75,25	72,5		83,3	64,4	893	s3			
1.2 16v (48 kW) Eng. CR12		03-	L			M/T	<b>17-1172</b>		23		26	75,25	72,5		83,3	64,4	646	s3			
		03-	R			M/T	<b>17-1173</b>		23		26	75,25	72,5		83,3	64,4	893	s3			






























			L/R			NOTE	METELLI ref.	ABS	A	B	C	D	E	F	H	I	L	M	Fig	
<b>Micra III (K12) '03- 10</b>			L/R																	
1.2 16v (59 kW) Eng. CR12DE		03-	L			M/T	17-1172		23		26	75,25	72,5		83,3	64,4	646	s3		
		03-	R			M/T	17-1173		23		26	75,25	72,5		83,3	64,4	893	s3		
1.4 16v (65 kW) Eng. CR14DE		03-	L			M/T	17-1172		23		26	75,25	72,5		83,3	64,4	646	s3		
		03-	R			M/T	17-1173		23		26	75,25	72,5		83,3	64,4	893	s3		
<b>Micra IV (K13) '10- 17</b>			L/R																	
1.2 12v (56-59 kW) Eng. HR12DE		10-				•	13-0572				20	68	100							
		10-				•	15-1763		25	20	48,9	72,2	53					5	1	
1.2 12v GPL (59 kW) Eng. HR12DE		12-				•	13-0572				20	68	100							
		12-				•	15-1763		25	20	48,9	72,2	53					5	1	
<b>Note II (E12) / Versa Note '13-</b>			L/R																	
1.2 12v (59 kW) Eng. HR12DE		13-				•	13-0572				20	68	100							
		13-				•	15-1763		25	20	48,9	72,2	53					5	1	
1.2 DIG (72 kW) Eng. HR12DDR		13-				•	13-0572				20	68	100							
		13-				•	15-1763		25	20	48,9	72,2	53					5	1	
1.2 GPL (59 kW)		14-				•	13-0572				20	68	100							
		14-				•	15-1763		25	20	48,9	72,2	53					5	1	
<b>Pixo '09- 13</b>			L/R																	
1.0 (50 kW) Eng. K10B		09-13				•	13-0624				17	68	100							
		09-	R			•	15-1810		23	19	48,99	72,3	55,7					5	2	
<b>Primera II (P11) '96- 02</b>			L/R																	
2.0 16v (85 kW) Eng. SR20DI(SPI)		96-	L			+ABS, M/T	17-1170	44	27		25	90	85		103,5	63,3	620	s3		
		96-	R			+ABS, M/T	17-1171	44	27		25	90	89,5		103,5	353,8	940	s4		
2.0 16v (96 kW) Eng. SR20DE(MPI)		96-	L			+ABS, M/T	17-1170	44	27		25	90	85		103,5	63,3	620	s3		
		96-	R			+ABS, M/T	17-1171	44	27		25	90	89,5		103,5	353,8	940	s4		
2.0 TD (66 kW) Eng. CD20T		96-	L			+ABS, M/T	17-1168	44	27		25	92	87,6		103,5	63,2	607	s3		
		96-	R			+ABS, M/T	17-1169	44	27		25	92	87,5		103,5	369	958	s4		
<b>Primera II (WP11) SW '98- 02</b>			L/R																	
2.0 16v (85 kW) Eng. SR20DI(SPI)		98-	L			+ABS, M/T	17-1170	44	27		25	90	85		103,5	63,3	620	s3		
		98-	R			+ABS, M/T	17-1171	44	27		25	90	89,5		103,5	353,8	940	s4		

<b>Primera II (WP11) SW '98- 02</b>			L/R			NOTE	METELLI ref.	ABS	A	B	C	D	E	F	H	I	L	M	Fig
2.0 16v (96 kW) Eng. SR20DE(MPI)		98-	L			+ABS, M/T	17-1170	44	27		25	90	85		103,5	63,3	620	s3	
		98-	R			+ABS, M/T	17-1171	44	27		25	90	89,5		103,5	353,8	940	s4	
2.0 TD (66 kW) Eng. CD20T		98-	L			+ABS, M/T	17-1168	44	27		25	92	87,6		103,5	63,2	607	s3	
		98-	R			+ABS, M/T	17-1169	44	27		25	92	87,5		103,5	369	958	s4	
<b>Qashqai I (J10) '07- 14</b>			L/R			NOTE	METELLI ref.	ABS	A	B	C	D	E	F	H	I	L	M	Fig
1.5 DCi (76 kW) Eng. K9K772		08-			•		15-1784		29	35	56	90	59,4					5	2
		08-	L			M/T	17-1272		29		26	87,6	89		102,2	64	691	s3	
1.5 DCi (78 kW) Eng. K9K764		08-	R			M/T	17-1278		29		26	87,6	89		102,2	326,6	941,8	s4	
		07-			•		15-1784		29	35	56	90	59,4					5	2
1.5 DCi (81 kW) Eng. K9K		08-	L			M/T	17-1272		29		26	87,6	89		102,2	64	691	s3	
		08-	R			M/T	17-1278		29		26	87,6	89		102,2	326,6	941,8	s4	
1.6 (86 kW) Eng. HR16DE		10-			•		13-0562				22	75	112						
		10-			•		15-1785		29	33	56	84	58,5					5	2
1.6 16v (84 kW) Eng. HR16DE		07-			•		13-0562				22	75	112						
		07-			•		15-1785		29	33	56	84	58,5					5	2
1.6 DCi, Allrad (96 kW) Eng. R9M		11-			•		13-0471				26	86	138						
		11-			•		15-1698		29	36	56	101,3	60,1					5	2
2.0 16v, Allrad (102-104 kW) Eng. MR20DE		07-			•	Exc. Allrad	13-0562				22	75	112						
		07-			•	FWD, M/T, Only Allrad	15-1784		29	35	56	90	59,4					5	2
		07-			•	Exc. Allrad	15-1785		29	33	56	84	58,5					5	2
<b>X-Trail II (T31) '07- 13</b>			L/R			NOTE	METELLI ref.	ABS	A	B	C	D	E	F	H	I	L	M	Fig
2.0 16v, FWD (103 kW) Eng. QR20DE		07-			•		15-1784		29	35	56	90	59,4					5	2
2.0, FWD (104 kW) Eng. MR20DE		07-			•		15-1784		29	35	56	90	59,4					5	2
2.5 16v, 4WD (124-125 kW) Eng. QR25DE		07-			•		15-1784		29	35	56	90	59,4					5	2

## OPEL



























<b>Adam '13-</b>			L/R			NOTE	METELLI ref.	ABS	A	B	C	D	E	F	H	I	L	M	Fig
1.2 (51 kW) Eng. A12XEL		13-			•		13-0544				20	68	100						
		13-			•		15-1747		22	20	51	72,27	39,75					4a	1





















Adam '13-			L/R			NOTE	METELLI ref.	ABS	A	B	C	D	E	F	H	I	L	M	Fig	
1.4 (64 kW) Eng. A14XEL		13-		•			13-0393				22	72	127							
		13-		•			15-1593		22	21	51	75,1	40,5					4a	1	
1.4 (74 kW) Eng. A14XER		13-		•			13-0393				22	72	127							
		13-		•			15-1593		22	21	51	75,1	40,5					4a	1	
1.4 GPL (64 kW) Eng. A14XEL		13-		•			13-0544				20	68	100							
		13-		•			15-1747		22	20	51	72,27	39,75					4a	1	
1.4 S (110 kW) Eng. B14NET/NEH		14-		•			13-0392				25	78	130							
		14-		•			15-1592		25	23	51	82,1	48,2					4	1	
Agila A '00- 07			L/R			NOTE	METELLI ref.	ABS	A	B	C	D	E	F	H	I	L	M	Fig	
1.0 12v (43 kW) Eng. Z10XE		00-	L			+ABS, M/T	17-1179	43	23		22	72,8	69		77,8	47	638	s3		
		00-	R			+ABS, M/T	17-1180	43	23		22	72,8	69,5		77,8	54	825	s3		
1.2 16v (55 kW) Eng. Z12XE		00-	L			+ABS, M/T	17-1181	43	23		22	72,8	69		77,8	47	605	s3		
		00-	R			+ABS, M/T	17-1182	43	23		22	72,8	69,5		77,8	54	854	s3		
Agila B '08- 14			L/R			NOTE	METELLI ref.	ABS	A	B	C	D	E	F	H	I	L	M	Fig	
1.0 (50 kW) Eng. K10B		11-		•			15-1724		25	20	49	72,3	50,2					5	1	
1.2 16v (69 kW) Eng. K12B		08-		•		A/T	13-0571				20	68	100							
		08-		•		A/T	15-1790		25	28	49	76,3	50,3					5	2	
1.2 LPG (63 kW) Eng. K12B		07-		•		M/T, Ch -AM9999999	13-0523				17	68	100							
		07-		•		M/T, Ch -AM9999999	15-1724		25	20	49	72,3	50,2					5	1	
Antara I (L07) '06- 14			L/R			NOTE	METELLI ref.	ABS	A	B	C	D	E	F	H	I	L	M	Fig	
2.4 LPG, 4WD (103 kW) Eng. Z24XE		06-		•		FWD	13-0442				25	90	107							
		06-		•		FWD	15-1666		30	34	54,5	93,27	58,2					5	3	
3.2 V6 (165 kW) Eng. Z32SEE		06-		•		FWD	13-0442				25	90	107							
		06-		•		FWD	15-1666		30	34	54,5	93,27	58,2					5	3	
Astra F Classic, SW '98- 04			L/R			NOTE	METELLI ref.	ABS	A	B	C	D	E	F	H	I	L	M	Fig	
1.4 i (44 kW) Eng. X14NZ/ C/ SZ		98-04	L			+ABS	17-0275	29	22	22	22	80	85		94	58	588	s9		
		98-04	L			-ABS	17-0623		22	22	22	81	85	-	94	58	588	s9		
		98-04	R			+ABS	17-0276	29	22	22	22	80	85		94	58	928	s9		
		98-04	R			-ABS	17-0624		22	22	22	81	85	-	94	58	928	s9		






































Astra G, SW '98- 04			L/R			NOTE	METELLI ref.	ABS	A	B	C	D	E	F	H	I	L	M	Fig	
2.2 DTI, Cabrio, Coupe (92 kW) Eng. Y22DTR		02-	L			M/T	17-1175		33		27	88	89,3		104	80,5	589	s3		
		02-	R			M/T	17-1176		33		27	88	89,3		104	80,5	625	s3		
Astra H Cabriolet '05- 09			L/R			NOTE	METELLI ref.	ABS	A	B	C	D	E	F	H	I	L	M	Fig	
1.2 (59 kW) Eng. Z12XEP		05-		•			13-0349				22	72	97							
		05-		•			15-1504	33	22	53	79,2	53						7	1	
1.7 CDTi (92 kW) Eng. A17DTR/ Z17DTR		07-		•			13-0407				26	86	138							
		07-		•			15-1613	33	26	52,5	90,9	54						7	1	
1.8 (101 kW) Eng. Z18XER		08-09		•			13-0350				25	78	130							
		08-09		•			15-1505	33	24	52,3	84,4	54						7	1	
		08-09	L			M/T	17-0855	33	22		85	92		94	57	587	s3			
		08-09	R			M/T	17-0856	33	22		85	92		94	57	951	s3			
1.8 16v (103 kW) Eng. Z18XER		05-09	R			M/T	17-0856	33	22		85	92		94	57	951	s3			
1.8 16v (92 kW) Eng. Z18XE		05-09	R			M/T, Ch 52000001-	17-0856	33	22		85	92		94	57	951	s3			
Astra H, SW, GTC '04- 09			L/R			NOTE	METELLI ref.	ABS	A	B	C	D	E	F	H	I	L	M	Fig	
1.2 (48 kW) Eng. X12XE		06-09		•			13-0349				22	72	97							
		06-09		•			15-1504	33	22	53	79,2	53						7	1	
1.8 (101 kW) Eng. Z18XER		08-		•			13-0349				22	72	97							
		08-		•			13-0350				25	78	130							
		08-		•			15-1504	33	22	53	79,2	53						7	1	
		08-		•			15-1505	33	24	52,3	84,4	54							7	1
		08-	L			M/T	17-0855	33	22		85	92		94	57	587	s3			
		08-	R			M/T	17-0856	33	22		85	92		94	57	951	s3			
1.9 CDTi (110 kW) Eng. Z19DTH		04-	L			M/T	17-1188	30		25	90,9	86		94	57,6	576	s3			
		04-	R			M/T	17-1189	30	34		90,9	85,8		94	37	594	s8			
1.9 CDTi (88 kW) Eng. Z19DT		04-	L			A/T	17-1191	33		27	90,9	86		94,3	78	564	s3			
		04-	L			M/T	17-1184	33		25	90,9	86		94,3	57,6	575	s3			
		04-	R			A/T	17-1192	33		27	90,9	86		94,3	78	577	s3			
		04-	R			M/T	17-1185	33	34		90,9	85,8		94,3	37	595	s8			
2.0 Racing Ed. (174 kW) Eng. Z20LEH		09-		•			13-0351				26	86	138							
		09-		•			15-1506	30	26	54,4	91	56						7	1	







































































<b>Combo Tour II '01- 11</b>			L/R			NOTE	METELLI ref.	ABS	A	B	C	D	E	F	H	I	L	M	Fig	
1.7 DI 16V (48 kW) Eng. Y17DTL		06-		•		+ABS	13-0010				22	72	127							
		8/01-		•		+ABS	13-0222				25	78	130							
		06-		•		+ABS	15-1437	29	22	28	52	81	58						11	3
		8/01-		•		+ABS	15-1451	29	22	23	52	82	58						15	1
		01-	L				+ABS, M/T, G.Box:F06/F25	17-0769	29	22			81						580	s5
		01-	L				-ABS, G.Box:F06/F25	17-0483		22			81						580	
		01-	R				+ABS, M/T, G.Box:F06/F25	17-0770	29	22			81						932	s5
	01-	R				-ABS, G.Box:F06/F25	17-0484		22			81						932		
1.7 DTI 16V (55 kW) Eng. Y17DT		01-		•		+ABS	13-0010				22	72	127							
		01-		•		+ABS	13-0222				25	78	130							
		01-		•		+ABS	15-1437	29	22	28	52	81	58						11	3
		01-		•		+ABS	15-1451	29	22	23	52	82	58						15	1
		01-	L				-ABS, G.Box:F06/F25	17-0848		22	22		82	74,6	37,5	96,5	57,4	580	s3	
		01-	R				-ABS, G.Box:F06/F25	17-0849		22	22		82	74,6	37,5	96,5	57,4	932	s3	
<b>Combo Tour III (X12) '12-</b>			L/R			NOTE	METELLI ref.	ABS	A	B	C	D	E	F	H	I	L	M	Fig	
1.3 CDTI (66 kW) Eng. A13FD		12-		•			13-0460				25	78	130							
			12-		•			15-1687		25	25	51	87	47,1					4	1
1.4 (70 kW) Eng. A14FP		12-		•			13-0543				21	76	103							
			12-		•			15-1743		25	22	50,9	79,08	46,7					4	1
1.4 (88 kW) Eng. A14FC		12-		•			13-0093				25	90	107							
			12-		•			15-1616		27	26	59	91	48,6					4	1
1.6 CDTI (66 kW) Eng. A16FDL		12-		•		A/T	13-0460				25	78	130							
		12-		•		M/T+A/T, Extra Capacity	13-0093				25	90	107							
		12-		•		A/T	15-1687		25	25	51	87	47,1						4	1
		12-		•		M/T+A/T, Extra Capacity	15-1616		27	26	59	91	48,6						4	1
2.0 CDTI (99 kW) Eng. A20FD		12-		•			13-0497				27	98	140							
			12-		•			15-1732		27	27	58,9	99,9	47,8					4	1
<b>Corsa B / Corsa '93- 00</b>			L/R			NOTE	METELLI ref.	ABS	A	B	C	D	E	F	H	I	L	M	Fig	
1.0 i 12v (40 kW) Eng. X10XE		96-	L			+ABS, M/T	17-1174	29	22		22	75,7	74,5		98,5	57,3	561	s3		
		96-	R			+ABS, M/T	17-1183	29	22		22	75,7	74,5		98,5	57,3	912	s3		

























Corsa C / Corsa II '00- 06			L/R			NOTE	METELLI ref.	ABS	A	B	C	D	E	F	H	I	L	M	Fig	
1.2 16v Twinport (59 kW) Eng. Z12XEP		9/00-	L			+ABS	17-0765	29	22			74	74,6	37,5	97	57,5	582	s5		
		9/00-	L			-ABS	17-0479		22			74	74,6	37,5	97	57,5	582			
		9/00-	R			+ABS	17-0766	29	22			74	74,6	37,5	97	57,5	932	s5		
		9/00-	R			-ABS	17-0480		22			74	74,6	37,5	97	57,5	932			
Corsa D '06- 14			L/R			NOTE	METELLI ref.	ABS	A	B	C	D	E	F	H	I	L	M	Fig	
1.0 12v (44 kW) Eng. Z10XEP		06-			•	Ch 84239421-, GKN	13-0544				20	68	100							
		06-			•	Ch 84239421-, GKN	15-1747		22	20	51	72,27	39,75						4a	1
1.0 12v (48 kW) Eng. A10XEP		10-			•		13-0544				20	68	100							
		10-			•		15-1747		22	20	51	72,27	39,75						4a	1
1.2 (51 kW) Eng. A12XEL		10-			•		13-0544				20	68	100							
		10-			•		15-1747		22	20	51	72,27	39,75						4a	1
		10-14	L				M/T	17-1017		22		22	75,5	-	-	-	57,5	618	s5	
		10-14	R				M/T	17-1018		22		22	75,5	-	-	-	57,5	924	s5	
1.2 16v (59 kW) Eng. Z12XEP		06-			•	Ch 84239421-, GKN	13-0544				20	68	100							
		06-			•	Ch 84239421-, GKN	15-1747		22	20	51	72,27	39,75						4a	1
1.2 16v (63 kW) Eng. A12XER		10-			•		13-0544				20	68	100							
		10-			•		15-1747		22	20	51	72,27	39,75						4a	1
		10-14	L				M/T	17-1017		22		22	75,5	-	-	-	57,5	618	s5	
		10-14	R				M/T	17-1018		22		22	75,5	-	-	-	57,5	924	s5	
1.2 GPL (61-63 kW) Eng. A12XER		11-			•		13-0544				20	68	100							
		11-			•		15-1747		22	20	51	72,27	39,75						4a	1
1.2 LPG (55-59 kW) Eng. Z12XEP		09-			•		13-0544				20	68	100							
		09-			•		15-1747		22	20	51	72,27	39,75						4a	1
1.4 16v (66 kW) Eng. Z14XEP		10-14	L			M/T	17-1017		22		22	75,5	-	-	-	57,5	618	s5		
		10-14	R			M/T	17-1018		22		22	75,5	-	-	-	57,5	924	s5		
1.4 16v (74 kW) Eng. A14XER		10-14	L			M/T	17-1017		22		22	75,5	-	-	-	57,5	618	s5		
		10-14	R			M/T	17-1018		22		22	75,5	-	-	-	57,5	924	s5		
1.4 eco (64 kW) Eng. A14XEL		10-14	L			M/T	17-1017		22		22	75,5	-	-	-	57,5	618	s5		
		10-14	R			M/T	17-1018		22		22	75,5	-	-	-	57,5	924	s5		
1.4 LPG (66 kW) Eng. Z14XEP		06-			•		13-0544				20	68	100							
		06-			•		15-1747		22	20	51	72,27	39,75						4a	1

<b>Corsa D '06- 14</b>			L/R			NOTE	METELLI ref.	ABS	A	B	C	D	E	F	H	I	L	M	Fig	
1.4 T (88 kW) Eng. A14NEL		12-		•			13-0392				25	78	130							
		12-		•			15-1592		25	23	51	82,1	48,2						4	1
<b>Corsa E '14-</b>			L/R			NOTE	METELLI ref.	ABS	A	B	C	D	E	F	H	I	L	M	Fig	
1.3 CDTi, Coupé (70 kW) Eng. B13DTE		14-		•			13-0392				25	78	130							
		14-		•			15-1592		25	23	51	82,1	48,2						4	1
1.4 T (110 kW) Eng. B14NEH		15-		•			13-0392				25	78	130							
		15-		•			15-1592		25	23	51	82,1	48,2						4	1
1.4 T (74 kW) Eng. B14NEJ		14-		•			13-0392				25	78	130							
		14-		•			15-1592		25	23	51	82,1	48,2						4	1
<b>Insignia, SW '09-</b>			L/R			NOTE	METELLI ref.	ABS	A	B	C	D	E	F	H	I	L	M	Fig	
1.4 (103 kW) Eng. A14NET		11-		•			13-0463				22	82	126							
		11-		•			15-1690		30	24	51,2	84,4	93,7						7	1
1.4 LPG (103 kW) Eng. A14NET		12-		•			13-0463				22	82	126							
		11-		•			15-1690		30	24	51,2	84,4	93,7						7	1
1.6 SIDi (125 kW) Eng. A16XHT		13-		•			13-0463				22	82	126							
		11-		•			15-1690		30	24	51,2	84,4	93,7						7	1
2.0 CDTi (103 kW) Eng. A20DTE		13-		•			13-0463				22	82	126							
		13-		•			15-1690		30	24	51,2	84,4	93,7						7	1
2.0 CDTi (88 kW) Eng. A20DTE		12-		•			13-0351				26	86	138							
		12-		•			15-1506		30	26	54,4	91	56						7	1
2.0 CDTi, 4WD (120 kW) Eng. A20DTH		13-		•			13-0351				26	86	138							
		13-		•			15-1506		30	26	54,4	91	56						7	1
2.0 CDTi, 4WD (125 kW) Eng. B20DTH		15-		•			13-0351				26	86	138							
		15-		•			15-1506		30	26	54,4	91	56						7	1
2.0 T, 4WD (184 kW) Eng. A20NFT/A20NHT/B20NHT		11-		•			13-0351				26	86	138							
		11-		•			15-1506		30	26	54,4	91	56						7	1
<b>Meriva A '03- 10</b>			L/R			NOTE	METELLI ref.	ABS	A	B	C	D	E	F	H	I	L	M	Fig	
1.4 16v Twinport (66 kW) Eng. Z14XEP		04-10	L			+ABS, M/T, G.Box:F06/F25	17-0769	29	22			81						580	s5	
		04-10	R			+ABS, M/T, G.Box:F06/F25	17-0770	29	22			81						932	s5	

<b>Meriva A '03- 10</b>			L/R			NOTE	METELLI ref.	ABS	A	B	C	D	E	F	H	I	L	M	Fig
1.6 16v (77 kW) Eng. Z16XEP		06-10	L			+ABS, M/T, G.Box:F06/F25	<b>17-0769</b>	29	22			81					580	s5	
		06-10	R			+ABS, M/T, G.Box:F06/F25	<b>17-0770</b>	29	22			81					932	s5	
1.7 CDTi (74 kW) Eng. Z17DTH		03-	L			+ABS, M/T	<b>17-1186</b>	29	33		34	84,4	82		103,4	56	594	s3	
		03-	R			+ABS, M/T	<b>17-1187</b>	29	33	34		84,4	82		103,4	36,9	619	s8	
<b>Meriva B '10-</b>			L/R			NOTE	METELLI ref.	ABS	A	B	C	D	E	F	H	I	L	M	Fig
1.4 (103 kW) Eng. A14NET		10-			•		<b>13-0312</b>				25	78	130						
			10-			•		<b>15-1751</b>		33	24	52,3	84,47	58,35					6
1.4 (74 kW) Eng. A14XER		10-			•		<b>13-0548</b>				21	76	103						
			10-			•		<b>15-1750</b>		33	22	52,35	79,07	58,35					6
1.4 LPG (88 kW) Eng. A14NEL		10-			•		<b>13-0548</b>				21	76	103						
			10-			•		<b>15-1750</b>		33	22	52,35	79,07	58,35					6
1.6 CDTi (100 kW) Eng. B16DTH		14-			•		<b>13-0351</b>				26	86	138						
			14-			•		<b>15-1506</b>		30	26	54,4	91	56					7
1.6 CDTi (70 kW) Eng. B16DTC		14-			•		<b>13-0351</b>				26	86	138						
			14-			•		<b>15-1506</b>		30	26	54,4	91	56					7
1.6 CDTi (81 kW) Eng. B16DTL		14-			•		<b>13-0351</b>				26	86	138						
			14-			•		<b>15-1506</b>		30	26	54,4	91	56					7
<b>Signum '03- 08</b>			L/R			NOTE	METELLI ref.	ABS	A	B	C	D	E	F	H	I	L	M	Fig
2.0 T. 16v (129 kW) Eng. Z20NET		03-	L/R			M/T	<b>17-1190</b>		30		27	91	94		104	78,6	612	s3	
2.2 DTI 16v (86-92 kW) Eng. Y22DTR		03-	L/R			M/T	<b>17-1190</b>		30		27	91	94		104	78,6	612	s3	
3.0 CDTi (130 kW) Eng. Y30DT		03-	L/R			M/T	<b>17-1190</b>		30		27	91	94		104	78,6	612	s3	
3.2 V6 (155 kW) Eng. Z32SE		03-	L/R			M/T	<b>17-1190</b>		30		27	91	94		104	78,6	612	s3	
<b>Vectra B, SW / Vectra '95- 02</b>			L/R			NOTE	METELLI ref.	ABS	A	B	C	D	E	F	H	I	L	M	Fig
1.6 i (55 kW) Eng. 16LZ2		99-	L			+ABS, M/T	<b>17-1177</b>	29	33		22	81	83,9		103,5	57,3	597	s3	
		99-	R			+ABS, M/T	<b>17-1178</b>	29	33		22	81	83,9		103,5	57,3	962	s3	
1.6 i (55 kW) Eng. X16SZR		99-	L			+ABS, M/T	<b>17-1177</b>	29	33		22	81	83,9		103,5	57,3	597	s3	
		99-	R			+ABS, M/T	<b>17-1178</b>	29	33		22	81	83,9		103,5	57,3	962	s3	
1.6 i 16v (74 kW) Eng. X16XEL/ Y16XE/ Z16XE		99-	L			+ABS, M/T	<b>17-1177</b>	29	33		22	81	83,9		103,5	57,3	597	s3	
		99-	R			+ABS, M/T	<b>17-1178</b>	29	33		22	81	83,9		103,5	57,3	962	s3	

















<b>Vectra B, SW / Vectra '95- 02</b>			L/R			NOTE	METELLI ref.	ABS	A	B	C	D	E	F	H	I	L	M	Fig
2.2 DTI 16v (92 kW) Eng. Y22DTR		00-02	L			+ABS, M/T	17-1193	29	33		27	87,8	89,3		103,9	80,5	588	s3	
		00-02	R			+ABS, M/T	17-1194	29	33		27	87,8	89,3		103,9	80,5	625	s3	
<b>Vectra C, SW, Gts / Vectra II '02- 08</b>			L/R			NOTE	METELLI ref.	ABS	A	B	C	D	E	F	H	I	L	M	Fig
2.0 DTI 16v (74 kW) Eng. Y20DTH		02-	L			M/T	17-1195		30		34	90,3	92		104,3	56,5	628	s3	
		02-	R			M/T	17-1196		30	34		90,3	94		104,3	36,7	588	s8	
2.0 T. 16v (129 kW) Eng. Z20NET		03-	L/R			M/T, Ch -41039647	17-1190		30		27	91	94		104	78,6	612	s3	
2.2 DTI 16v (92 kW) Eng. Y22DTR		02-	L/R			M/T, Ch -41039647	17-1190		30		27	91	94		104	78,6	612	s3	
3.0 CDTi (130 kW) Eng. Y30DT		03-	L/R			M/T, Ch -41039647	17-1190		30		27	91	94		104	78,6	612	s3	
3.2 V6 (155 kW) Eng. Z32SE		02-	L/R			M/T, Ch -41039647	17-1190		30		27	91	94		104	78,6	612	s3	
<b>Zafira A '99- 05</b>			L/R			NOTE	METELLI ref.	ABS	A	B	C	D	E	F	H	I	L	M	Fig
1.6 (76 kW) Eng. Z16XEP		03-			•	-ABS	13-0012				25	90	107						
		03-			•	-ABS	15-1289	33	25	52	90	56						8	3
1.8 16v (92 kW) Eng. Z18XE		00-05	L				17-0721	33		22	90	92			108	58	596	s3	
		00-05	R				17-0722	33		22	90	92			108	58	957	s3	
2.0 DTi (63 kW) Eng. Y20DTL		03-			•	-ABS	13-0012				25	90	107						
		03-			•	-ABS	15-1289	33	25	52	90	56						8	3
2.2 DTI 16v (86-92 kW) Eng. Y22DTR		02-	L			M/T	17-1175	33		27	88	89,3			104	80,5	589	s3	
		02-	R			M/T	17-1176	33		27	88	89,3			104	80,5	625	s3	
<b>Zafira B '05- 14</b>			L/R			NOTE	METELLI ref.	ABS	A	B	C	D	E	F	H	I	L	M	Fig
1.8 (88 kW) Eng. A18XEL		13-			•		13-0350				25	78	130						
		13-			•		15-1505	33	24	52,3	84,4	54						7	1
1.9 CDTi (110 kW) Eng. Z19DTH		05-	L			M/T	17-1188	30		25	90,9	86			94	57,6	576	s3	
		05-	R			M/T	17-1189	30	34		90,9	85,8			94	37	594	s8	
1.9 CDTi (88 kW) Eng. Z19DT		05-	L			A/T	17-1191	33		27	90,9	86			94,3	78	564	s3	
		05-	L			M/T	17-1184	33		25	90,9	86			94,3	57,6	575	s3	
		05-	R			A/T	17-1192	33		27	90,9	86			94,3	78	577	s3	
		05-	R			M/T	17-1185	33	34		90,9	85,8			94,3	37	595	s8	
<b>Zafira C '11-</b>			L/R			NOTE	METELLI ref.	ABS	A	B	C	D	E	F	H	I	L	M	Fig
1.4 LPG (103 kW) Eng. A14NET		11-			•	M/T	13-0637				22	82	126						
		11-			•	M/T	15-1857	30	24	52	84,48	59,1						7	1














<b>Astra F Van (55) '91- 99</b>			L/R			NOTE	METELLI ref.	ABS	A	B	C	D	E	F	H	I	L	M	Fig		
1.6 16v (74 kW) Eng. X16XEL		94-98		●		+ABS, A/T, Exc. Europe	13-0221				22	78	94								
		94-98		●		+ABS, Ch -P2732833	13-0008				19	75	82								
		94-		●		+ABS, Ch P2732834-	13-0009				22	76	113								
		94-		●		-ABS	13-0028				23	78	110								
		94-98			●		Ch N500001-	14-0010				19	55	98							
			94-98		●		+ABS, A/T, Exc. Europe	15-1307	29	22	30	52	82	57					11	2	
			94-98		●		+ABS, Ch -P2732833	15-1056	29	22	22	52	81	57					11	3	
			94-		●		+ABS, Ch P2732834-	15-1118	29	22	22	52	81	58,5					9	3	
		94-		●		-ABS	15-1029		22	28	52	81	58					11	3		
			94-98			●		Ch N500001-	16-1008		22	22	34,9	84							
			94-98	L				+ABS	17-0275	29	22	22	22	80	85		94	58	588	s9	
			94-98	L				-ABS	17-0623		22	22	22	81	85	-	94	58	588	s9	
	94-98		R				+ABS	17-0276	29	22	22	22	80	85		94	58	928	s9		
	1.7 TD (60 kW) Eng. X17DT		94-98				-ABS	17-0624		22	22	22	81	85	-	94	58	928	s9		
94-98			R			-ABS	17-0624		22	22	22	81	85	-	94	58	928	s9			
		95-98		●			+ABS, M/T+A/T, Ch N500001-	13-0011				22	83	79							
		95-98		●			+ABS, M/T+A/T, Ch N500001-	15-1051	29	33	25	52	90	61					5	3	
		95-98	L				+ABS, G.Box:F16-F20	17-0273	29	33	25	34	90	94		108	57	590	s9		
		95-98	L				-ABS, G.Box:F16-F20	17-0271		33	25	34	90	94		108	57	590	s9		
95-98	R				+ABS, G.Box:F16-F20	17-0274	29	33	25	34	90	101		108	57	940	s9				
95-98	R				-ABS, G.Box:F16-F20	17-0272		33	25	34	90	101		108	57	940	s9				
<b>Astra H Van '04- 09</b>			L/R			NOTE	METELLI ref.	ABS	A	B	C	D	E	F	H	I	L	M	Fig		
1.9 CDTi (110 kW) Eng. Z19DTH		05-		●			13-0351				26	86	138								
			05-		●			15-1506		30	26	54,4	91	56					7	1	
<b>Combo III (X12) '11-</b>			L/R			NOTE	METELLI ref.	ABS	A	B	C	D	E	F	H	I	L	M	Fig		
1.3 CDTi (66 kW) Eng. Z13DTH/ A13FD		11-		●			13-0460				25	78	130								
			11-		●			15-1687		25	25	51	87	47,1					4	1	
1.4 (70 kW) Eng. A14FP		11-		●			13-0543				21	76	103								
			11-		●			15-1743		25	22	50,9	79,08	46,7					4	1	
1.4 CNG (88 kW) Eng. A14FC		11-		●			13-0093				25	90	107								
			11-		●			15-1616		27	26	59	91	48,6					4	1	










































## OPEL LCV













			L/R			NOTE	METELLI ref.	ABS	A	B	C	D	E	F	H	I	L	M	Fig
<b>Combo III (X12) '11-</b> 1.6 CDTi (66 kW) Eng. A16FDL		11-		•		A/T	<b>13-0460</b>				25	78	130						
		11-		•		M/T+A/T, Extra Capacity	<b>13-0093</b>				25	90	107						
		11-		•		A/T	<b>15-1687</b>		25	25	51	87	47,1					4	1
		11-		•		M/T+A/T, Extra Capacity	<b>15-1616</b>		27	26	59	91	48,6					4	1
<b>1.6 CDTi (74 kW) Eng. A16FDH</b>		12-		•		A/T	<b>13-0460</b>				25	78	130						
		12-		•		M/T+A/T, Extra Capacity	<b>13-0093</b>				25	90	107						
		12-		•		A/T	<b>15-1687</b>		25	25	51	87	47,1					4	1
		12-		•		M/T+A/T, Extra Capacity	<b>15-1616</b>		27	26	59	91	48,6					4	1
<b>2.0 CDTi (99 kW) Eng. A20FD</b>		11-		•			<b>13-0497</b>				27	98	140						
		11-		•			<b>15-1732</b>		27	27	58,9	99,9	47,8					4	1
<b>Corsa E Van '14-</b>			L/R			NOTE	METELLI ref.	ABS	A	B	C	D	E	F	H	I	L	M	Fig
<b>1.3 CDTi (70 kW) Eng. B13DTR / B13DTE</b>		14-		•			<b>13-0392</b>				25	78	130						
		14-		•			<b>15-1592</b>		25	23	51	82,1	48,2					4	1
<b>Vivaro A '01- 14</b>			L/R			NOTE	METELLI ref.	ABS	A	B	C	D	E	F	H	I	L	M	Fig
<b>2.5 CDTi (107 kW) Eng. G9U630</b>		06-		•		Ch -6V699999	<b>13-0512</b>				29,5	100,6	130						
		06-		•		Ch -6V699999	<b>15-1755</b>		27	37	56,65	102,97	59,9					11	2

## PEUGEOT



































			L/R			NOTE	METELLI ref.	ABS	A	B	C	D	E	F	H	I	L	M	Fig	
<b>1007 (KM) '05- 10</b> 1.4 16v (65 kW) Eng. KFU(ET3J4)		05-	L			M/T	<b>17-0811</b>		21	22		79			86	58,5	642	s3		
		05-	R			M/T	<b>17-0416</b>		21		21	79			86		841	s5		
<b>1.6 16v (80 kW) Eng. NFU(TU5JP4)</b>		05-	L			M/T	<b>17-0811</b>		21	22		79			86	58,5	642	s3		
		05-	R			M/T	<b>17-0416</b>		21		21	79			86		841	s5		
<b>2008 '13-</b>			L/R			NOTE	METELLI ref.	ABS	A	B	C	D	E	F	H	I	L	M	Fig	
<b>1.6 e-HDi (68 kW) Eng. 9HP(DV6DTE)</b>		13-		•		+ABS, 5Sp	<b>13-0504</b>				34,9	84	119							
		13-		•		6Sp	<b>13-0511</b>				34,9	84	119							
		13-		•		+ABS, 5Sp	<b>15-1585</b>		48	25	34	58,5	86	46,5					11a	2
		13-		•		6Sp	<b>15-1675</b>		25	34	58,5	86	46,5						11a	2
<b>1.6 HDi (85 kW) Eng. BHX (DV6FC)</b>		14-		•			<b>13-0511</b>				34,9	84	119							
		14-		•			<b>15-1675</b>		25	34	58,5	86	46,5					11a	2	





















2008 '13-			L/R			NOTE	METELLI ref.	ABS	A	B	C	D	E	F	H	I	L	M	Fig	
1.6 VTi (88 kW) Eng. 5FS(EP6C)		07-15		•		A/T	13-0638				22	75	112							
		07-		•		A/T	15-1867		25	22	58,65	79,1	48						11a	2
206 (2A/C), SW '98- 07			L/R			NOTE	METELLI ref.	ABS	A	B	C	D	E	F	H	I	L	M	Fig	
1.4 (55 kW) Eng. KFW/ KFX(TU3JP)		99-	L			+ABS, A/T, Ch -08547/ Ch 08548-, G.Box AL4	17-1199	48	21		26	90	81		86	46,5	587	s3		
		99-	L			-ABS, A/T, Ch -08547/ Ch 08548-, G.Box AL4	17-1197		21		26	90	81		86	46,5	587	s3		
		99-	R			+ABS, A/T, Ch -08547, G.Box AL4	17-1200	48	21		23	90	81		86	261,6	808	s4		
		99-	R			+ABS, A/T, Ch 08548-, G.Box AL4	17-1205	48	21		26	90	81		86	258,8	808	s4		
		99-	R			-ABS, A/T, Ch -08547, G.Box AL4	17-1198		21		23	90	81		86	261,6	808	s4		
		99-	R			-ABS, A/T, Ch 08548-, G.Box AL4	17-1204		21		26	90	81		86	258,8	808	s4		
1.6 (Exc. SW) (65 kW) Eng. NFZ(TU5JP)		9/98-12/00	L			+ABS, A/T, Ch --08547/ Ch 08548-, G.Box AL4	17-1199	48	21		26	90	81		86	46,5	587	s3		
		9/98-12/00	L			-ABS, A/T, Ch -08547/ Ch 08548-, G.Box AL4	17-1197		21		26	90	81		86	46,5	587	s3		
		9/98-12/00	R			+ABS, A/T, Ch -08547, G.Box AL4	17-1200	48	21		23	90	81		86	261,6	808	s4		
		9/98-12/00	R			+ABS, A/T, Ch 08548-, G.Box AL4	17-1205	48	21		26	90	81		86	258,8	808	s4		
		9/98-12/00	R			-ABS, A/T, Ch -08547, G.Box AL4	17-1198		21		23	90	81		86	261,6	808	s4		
		9/98-12/00	R			-ABS, A/T, Ch 08548-, G.Box AL4	17-1204		21		26	90	81		86	258,8	808	s4		
206 Plus (T3E) '09- 12			L/R			NOTE	METELLI ref.	ABS	A	B	C	D	E	F	H	I	L	M	Fig	
1.4 HDi (50 kW) Eng. 8HX/8HZ(DV4TD)		09-12	L			+ABS	17-0385	48	21			79			86		604	s3		
		09-12	L			-ABS	17-0383		21			79			86		604	s3		
		09-12	R			+ABS	17-0382	48	21		22	79	76,5	32	86	317	887	s4		
		09-12	R			-ABS	17-0380		21		22	79	76,5	32	86	317	887	s4		
207, SW (WA, WC, WD, WK) '06- 15			L/R			NOTE	METELLI ref.	ABS	A	B	C	D	E	F	H	I	L	M	Fig	
1.4 (53 kW) Eng. KfV(TU3JP)		06-	L			M/T	17-1208		21		22	79	75,3		86	58,4	653	s3		
		06-	R			M/T	17-1209		21		22	79	75,3		86	77,9	855	s3		
1.4 (55 kW) Eng. KFW(TU3A)		06-	L			M/T	17-1208		21		22	79	75,3		86	58,4	653	s3		
		06-	R			M/T	17-1209		21		22	79	75,3		86	77,9	855	s3		
1.4 16v (65 kW) Eng. KFU(ET3J4)		06-	L			M/T	17-1208		21		22	79	75,3		86	58,4	653	s3		
		06-	R			M/T	17-1209		21		22	79	75,3		86	77,9	855	s3		

207, SW (WA, WC, WD, WK) '06- 15		L/R			NOTE	METELLI ref.	ABS	A	B	C	D	E	F	H	I	L	M	Fig		
1.4 16v (70 kW) Eng. 8FS(EP3C)		07-	L	•		13-0382				22	76	113								
		07-	L	•		15-1560		21	22	48,6	79,2	52					4a	2		
		06-	L			M/T, Exc. Versione Sport	17-1210		21		22	79	75,3		86	58,4	648	s3		
		06-	L			M/T, Mod. Sport	17-1215		25		22	79,5	75,3		79	58,4	640	s3		
		06-	R			M/T, Exc. Versione Sport	17-1211		21		22	79	75,3		86	77,9	863	s3		
		06-	R			M/T, Mod. Sport	17-1216		25		22	79,5	75,3		79	77,9	854	s3		
1.4 8v (54-60 kW) Eng. TU3AM		10-15	L		M/T	17-1208		21		22	79	75,3		86	58,4	653	s3			
		10-15	R		M/T	17-1209		21		22	79	75,3		86	77,9	855	s3			
1.4 HDi (50 kW) Eng. 8HR/8HZ(DV4TD)		06-	L		M/T, Exc. Versione Sport	17-1210		21		22	79	75,3		86	58,4	648	s3			
		06-	L		M/T, Mod. Sport	17-1215		25		22	79,5	75,3		79	58,4	640	s3			
		06-	R		M/T, Exc. Versione Sport	17-1211		21		22	79	75,3		86	77,9	863	s3			
		06-	R		M/T, Mod. Sport	17-1216		25		22	79,5	75,3		79	77,9	854	s3			
1.6 16v (128 kW) Eng. 5FY(EP6DTS)		06-	L		M/T, Ch 11683-	17-1213		25		24	86	80,1		79	62	634	s3			
		06-	R		M/T, Ch 11683-	17-1214		25		24	86	80,1		79	290,5	864	s4			
1.6 16v (80 kW) Eng. NFU(TU5JP4)		06-	L		M/T	17-1218		25		22	79,5	75,3		79	58,4	644	s3			
		06-	R		M/T	17-1219		25		22	79,1	75,3		78,8	77,9	850	s3			
1.6 16v, Coupe (110 kW) Eng. 5FX(EP6DT)		06-	L		M/T, Ch 11683-	17-1213		25		24	86	80,1		79	62	634	s3			
		06-	R		M/T, Ch 11683-	17-1214		25		24	86	80,1		79	290,5	864	s4			
1.6 16v, Coupe (88 kW) Eng. EP6		07-15		•	A/T	13-0638				22	75	112								
		07-		•	A/T	15-1867		25	22	58,65	79,1	48					11a	2		
		06-	L		M/T	17-1215		25		22	79,5	75,3		79	58,4	640	s3			
		06-	R		M/T	17-1216		25		22	79,5	75,3		79	77,9	854	s3			
1.6 16v, Coupe, Cabrio (115 kW) Eng. 5FV(EP6CDT)		06-	L		M/T, Ch 11683-	17-1213		25		24	86	80,1		79	62	634	s3			
		06-	R		M/T, Ch 11683-	17-1214		25		24	86	80,1		79	290,5	864	s4			
1.6 HDi 16v (66 kW) Eng. 9HX(DV6ATED4)		06-	L		M/T, Ch -12291	17-1217		25		24	86	80,4		79	69,1	641	s3			
		06-	L		M/T, Ch 12292-	17-1213		25		24	86	80,1		79	62	634	s3			
		06-	R		M/T	17-1214		25		24	86	80,1		79	290,5	864	s4			
1.6 HDi 16v FAP, Coupe, Cabrio (80 kW) Eng. 9HY/9HZ(DV6TED4)		06-	L		M/T	17-1213		25		24	86	80,1		79	62	634	s3			
		06-	R		M/T	17-1214		25		24	86	80,1		79	290,5	864	s4			
1.6 HDi 8v (68 kW) Eng. 9HP(DV6DTED)		06-	L		M/T	17-1213		25		24	86	80,1		79	62	634	s3			
		06-	R		M/T	17-1214		25		24	86	80,1		79	290,5	864	s4			
1.6 HDi Coupe, Cabrio (82 kW) Eng. 9HZ(DV6C)		10-	L		M/T	17-1213		25		24	86	80,1		79	62	634	s3			
		10-	R		M/T	17-1214		25		24	86	80,1		79	290,5	864	s4			






















208 '12-		L/R			NOTE	METELLI ref.	ABS	A	B	C	D	E	F	H	I	L	M	Fig				
1.0 (50 kW) Eng. EB0		12-	L	●	Ch -12893	13-0382				22	76	113										
		12-	R	●	Ch -12893	13-0429				28	74	115										
		12-		●	Eng 1289481-1299181	13-0491				20	68	100										
		12-	L	●	Ch -12893	15-1560		21	22	48,6	79,2	52							4a	2		
		12-	R	●	Ch -12893	15-1649		21	22	48,6	79,2	52								4a	2	
		12-		●	Eng 1289481-1299181	15-1809		21	21	48,9	75,1	51,1								4a	2	
		12-	L		M/T, Ch -12893, G.Box: MA	17-1223		21		22	75,05	72,6			86,1	58,3	648	s3				
		12-	L		M/T, Ch 1289481-, G.Box: MA	17-1221		21		22	75,05	72,6			86,1	58,3	648	s3				
		12-	R		M/T, Ch 1289481-, G.Box: MA	17-1222		21		22	75,05	72,6			86,1	33	771,1	s3				
		12-	R		M/T, Ch -12893, G.Box:MA	17-1222		21		22	75,05	72,6			86,1	33	771,1	s3				
1.2 VTi 12v (60 kW) Eng. EB2		12-	L	●	Ch -12893	13-0382				22	76	113										
		12-	R	●	Ch -12893	13-0429				28	74	115										
		12-		●	Eng 1289481-1299181	13-0491				20	68	100										
		12-	L	●	Ch -12893	15-1560		21	22	48,6	79,2	52								4a	2	
		12-	R	●	Ch -12893	15-1649		21	22	48,6	79,2	52									4a	2
		12-		●	Eng 1289481-1299181	15-1809		21	21	48,9	75,1	51,1									4a	2
		12-	L		M/T, Ch -12893, G.Box: MA	17-1223		21		22	75,05	72,6			86,1	58,3	648	s3				
		12-	L		M/T, Ch 1289481-, G.Box: MA	17-1221		21		22	75,05	72,6			86,1	58,3	648	s3				
		12-	R		M/T, Ch 1289481-, G.Box: MA	17-1222		21		22	75,05	72,6			86,1	33	771,1	s3				
		12-	R		M/T, Ch -12893, G.Box:MA	17-1222		21		22	75,05	72,6			86,1	33	771,1	s3				
1.4 8v HDi (50 kW) Eng. DV4C		12-	L	●	Ch -12893	13-0382				22	76	113										
		12-	R	●	Ch -12893	13-0429				28	74	115										
		12-		●	Eng 1299281-	13-0491				20	68	100										
		12-	L	●	Ch -12893	15-1560		21	22	48,6	79,2	52								4a	2	
		12-	R	●	Ch -12893	15-1649		21	22	48,6	79,2	52									4a	2
		12-		●	Eng 1299281-	15-1809		21	21	48,9	75,1	51,1									4a	2
		12-	L		M/T, Ch -12893, G.Box: MA	17-1223		21		22	75,05	72,6			86,1	58,3	648	s3				
		12-	L		M/T, Ch 1289481-, G.Box: MA	17-1221		21		22	75,05	72,6			86,1	58,3	648	s3				
		12-	R		M/T, Ch 1289481-, G.Box: MA	17-1222		21		22	75,05	72,6			86,1	33	771,1	s3				
		12-	R		M/T, Ch -12893, G.Box:MA	17-1222		21		22	75,05	72,6			86,1	33	771,1	s3				



<b>3008 I '09- 16</b>			L/R			NOTE	METELLI ref.	ABS	A	B	C	D	E	F	H	I	L	M	Fig	
1.2 (96 kW) Eng. EB2DTS		15-		•			<b>13-0511</b>				34,9	84	119							
		15-		•			<b>15-1675</b>	25	34	58,5	86	46,5							11a	2
1.6 8v HDi (84 kW) Eng. 9HD(DV6CTED)		12-		•			<b>13-0511</b>				34,9	84	119							
		12-		•			<b>15-1675</b>	25	34	58,5	86	46,5							11a	2
1.6 HDi (88 kW) Eng. BHZ(DV6FC)		14-		•		M/T+A/T	<b>13-0511</b>				34,9	84	119							
		14-		•		M/T+A/T	<b>15-1675</b>	25	34	58,5	86	46,5							11a	2
<b>306 (7B, N3) '93- 01</b>			L/R			NOTE	METELLI ref.	ABS	A	B	C	D	E	F	H	I	L	M	Fig	
1.4 SL (55 kW) Eng. KFW/ KFX(TU3JP)/ KDX(TU3MC)		94-	L			+ABS, M/T, G.Box MA	<b>17-1206</b>	29	25		22	87	69,5		79,1	65,2	618	s3		
		94-	R			+ABS, M/T, G.Box MA	<b>17-1207</b>	29	25		22	87	69,8		79,1	327,8	878	s4		
<b>307 I (3A/C/E), SW '00- 05</b>			L/R			NOTE	METELLI ref.	ABS	A	B	C	D	E	F	H	I	L	M	Fig	
2.0 HDi (66 kW) Eng. RHY(DW10TD)		00-05	L			M/T, G.Box:BE4	<b>17-0732</b>	25			24	88			79	62	625			
		00-05	R			M/T, G.Box:BE4	<b>17-0731</b>	25			24	88			79	350	928			
<b>308 I Coupe, Cabrio '09- 14</b>			L/R			NOTE	METELLI ref.	ABS	A	B	C	D	E	F	H	I	L	M	Fig	
1.6 16v (103 kW) Eng. 5FT(EP6DT)		09-		•		6Sp, G.Box:MCA	<b>13-0419</b>				25	90	107							
		09-		•		6Sp, G.Box:MCA	<b>15-1636</b>	28	39	58,4	95	53,7							11a	2
1.6 16v (110 kW) Eng. 5FX(EP6DT)		09-		•		6Sp, G.Box:MCA	<b>13-0419</b>				25	90	107							
		09-		•		6Sp, G.Box:MCA	<b>15-1636</b>	28	39	58,4	95	53,7							11a	2
1.6 16v Cabrio (115 kW) Eng. 5FV(EP6CDT)		09-		•		6Sp, G.Box:MCA	<b>13-0419</b>				25	90	107							
		09-		•		6Sp, G.Box:MCA	<b>15-1636</b>	28	39	58,4	95	53,7							11a	2
1.6 8v HDi (82 kW) Eng. 9HR(DV6C)		11-		•		6Sp, G.Box:MCA	<b>13-0419</b>				25	90	107							
		11-		•		6Sp, G.Box:MCA	<b>15-1636</b>	28	39	58,4	95	53,7							11a	2
1.6 THP (147 kW) Eng. EP6CDTX		10-		•		6Sp, G.Box:MCA	<b>13-0419</b>				25	90	107							
		10-		•		6Sp, G.Box:MCA	<b>15-1636</b>	28	39	58,4	95	53,7							11a	2
2.0 HDi (100 kW) Eng. RHR(DW10BTED4)		09-		•		6Sp, G.Box:MCA	<b>13-0419</b>				25	90	107							
		09-		•		6Sp, G.Box:MCA	<b>15-1636</b>	28	39	58,4	95	53,7							11a	2
2.0 HDi (120 kW) Eng. RHE(DW10CTED4)		09-		•		6Sp, G.Box:MCA	<b>13-0419</b>				25	90	107							
		09-		•		6Sp, G.Box:MCA	<b>15-1636</b>	28	39	58,4	95	53,7							11a	2


































<b>308 I, SW '07- 13</b>			L/R			NOTE	METELLI ref.	ABS	A	B	C	D	E	F	H	I	L	M	Fig			
1.4 16v Vti (72 kW) Eng. 8FR(EP3C)		10-		●		A/T, G.Box:AM6	<b>13-0483</b>				25	90	107									
		10-		●		A/T, G.Box:AT8/AL4	<b>13-0511</b>				34,9	84	119									
		10-		●		A/T, G.Box:AM6	<b>15-1797</b>		25	39	58,4	94,9	46,1							11a	2	
		10-		●		A/T, G.Box:AT8/AL4	<b>15-1675</b>		25	34	58,5	86	46,5								11a	2
1.6 16v THP (115 kW) Eng. 5FV(EP6CDT)		10-		●		A/T, G.Box:AM6	<b>13-0483</b>				25	90	107									
		10-		●		A/T, G.Box:AT8/AL4	<b>13-0511</b>				34,9	84	119									
		10-		●		A/T, G.Box:AM6	<b>15-1797</b>		25	39	58,4	94,9	46,1								11a	2
		10-		●		A/T, G.Box:AT8/AL4	<b>15-1675</b>		25	34	58,5	86	46,5								11a	2
1.6 GTi (147 kW) Eng. EP6CDTX		10-		●		A/T, G.Box:AM6	<b>13-0483</b>				25	90	107									
		10-		●		A/T, G.Box:AT8/AL4	<b>13-0511</b>				34,9	84	119									
		10-		●		A/T, G.Box:AM6	<b>15-1797</b>		25	39	58,4	94,9	46,1								11a	2
		10-		●		A/T, G.Box:AT8/AL4	<b>15-1675</b>		25	34	58,5	86	46,5								11a	2
1.6 HDi (68 kW) Eng. 9HP(DV6DTEd)		09-		●		A/T, G.Box:AM6	<b>13-0483</b>				25	90	107									
		09-		●		A/T, G.Box:AT8/AL4	<b>13-0511</b>				34,9	84	119									
		09-		●		A/T, G.Box:AM6	<b>15-1797</b>		25	39	58,4	94,9	46,1								11a	2
		09-		●		A/T, G.Box:AT8/AL4	<b>15-1675</b>		25	34	58,5	86	46,5								11a	2
1.6 HDi 8v (82 kW) Eng. 9HR(DV6C)		10-		●		A/T, G.Box:AM6	<b>13-0483</b>				25	90	107									
		10-		●		A/T, G.Box:AT8/AL4	<b>13-0511</b>				34,9	84	119									
		10-		●		A/T, G.Box:AM6	<b>15-1797</b>		25	39	58,4	94,9	46,1								11a	2
		10-		●		A/T, G.Box:AT8/AL4	<b>15-1675</b>		25	34	58,5	86	46,5								11a	2
2.0 HDi (110 kW) Eng. DW10CTED4		11-		●		A/T, G.Box:AT8/AL4	<b>13-0511</b>				34,9	84	119									
		11-		●		A/T, G.Box:AM6	<b>15-1797</b>		25	39	58,4	94,9	46,1								11a	2
		11-		●		A/T, G.Box:AT8/AL4	<b>15-1675</b>		25	34	58,5	86	46,5								11a	2
2.0 HDi (120 kW) Eng. RHE(DW10CTED4)		09-		●		A/T, G.Box:AM6	<b>13-0483</b>				25	90	107									
		09-		●		A/T, G.Box:AT8/AL4	<b>13-0511</b>				34,9	84	119									
		09-		●		A/T, G.Box:AM6	<b>15-1797</b>		25	39	58,4	94,9	46,1								11a	2
		09-		●		A/T, G.Box:AT8/AL4	<b>15-1675</b>		25	34	58,5	86	46,5								11a	2
<b>406 (8B/E/F), Break, Coupe '95- 04</b>			L/R			NOTE	METELLI ref.	ABS	A	B	C	D	E	F	H	I	L	M	Fig			
1.8 16v (81 kW) Eng. LFY(XU7JP4)		99-	L			+ABS, A/T, Ch -08547/ Ch 08548-, G.Box AL4, Ø ABS 99mm	<b>17-1201</b>	48	25		26	90	81		78,9	46,5	608	s3				
		99-	R			+ABS, A/T, Ch -08547, G.Box AL4, Ø ABS 99mm	<b>17-1202</b>	48	25		23	90	81		78,9	261,6	820	s4				
		99-	R			+ABS, A/T, Ch 08548-, G.Box AL4, Ø ABS 99mm	<b>17-1203</b>	48	25		26	90	81		78,9	258,8	816	s4				


























<b>406 (8B/E/F), Break, Coupe '95- 04</b>			L/R			NOTE	METELLI ref.	ABS	A	B	C	D	E	F	H	I	L	M	Fig	
1.8 16v (85 kW) Eng. 6FZ(EW7J4)		99-	L			+ABS, A/T, Ch -08547/ Ch 08548-, G.Box AL4, Ø ABS 99mm	<b>17-1201</b>	48	25		26	90	81		78,9	46,5	608	s3		
		99-	R			+ABS, A/T, Ch -08547, G.Box AL4, Ø ABS 99mm	<b>17-1202</b>	48	25		23	90	81		78,9	261,6	820	s4		
		99-	R			+ABS, A/T, Ch 08548-, G.Box AL4, Ø ABS 99mm	<b>17-1203</b>	48	25		26	90	81		78,9	258,8	816	s4		
2.0 16v, Coupe (100 kW) Eng. RFN(EW10J4)		99-	L			+ABS, A/T, Ch -08547/ Ch 08548-, G.Box AL4, Ø ABS 99mm	<b>17-1201</b>	48	25		26	90	81		78,9	46,5	608	s3		
		99-	R			+ABS, A/T, Ch -08547, G.Box AL4, Ø ABS 99mm	<b>17-1202</b>	48	25		23	90	81		78,9	261,6	820	s4		
		99-	R			+ABS, A/T, Ch 08548-, G.Box AL4, Ø ABS 99mm	<b>17-1203</b>	48	25		26	90	81		78,9	258,8	816	s4		
2.0 16v, Coupe (97 kW) Eng. RFV(XU10J4R)		99-	L			+ABS, A/T, Ch -08547/ Ch 08548-, G.Box AL4, Ø ABS 99mm	<b>17-1201</b>	48	25		26	90	81		78,9	46,5	608	s3		
		99-	R			+ABS, A/T, Ch -08547, G.Box AL4, Ø ABS 99mm	<b>17-1202</b>	48	25		23	90	81		78,9	261,6	820	s4		
		99-	R			+ABS, A/T, Ch 08548-, G.Box AL4, Ø ABS 99mm	<b>17-1203</b>	48	25		26	90	81		78,9	258,8	816	s4		
2.0 HDi (80 kW) Eng. RHZ(DW10ATED)		99-	L			+ABS, A/T, Ch -08547/ Ch 08548-, G.Box AL4, Ø ABS 99mm	<b>17-1201</b>	48	25		26	90	81		78,9	46,5	608	s3		
		99-	R			+ABS, A/T, Ch -08547, G.Box AL4, Ø ABS 99mm	<b>17-1202</b>	48	25		23	90	81		78,9	261,6	820	s4		
		99-	R			+ABS, A/T, Ch 08548-, G.Box AL4, Ø ABS 99mm	<b>17-1203</b>	48	25		26	90	81		78,9	258,8	816	s4		
<b>5008 I '09- 17</b>			L/R			NOTE	METELLI ref.	ABS	A	B	C	D	E	F	H	I	L	M	Fig	
1.6 8v HDi (84 kW) Eng. 9HD(DV6CTED)		12-			•		<b>13-0511</b>				34,9	84	119							
		12-			•		<b>15-1675</b>		25	34	58,5	86	46,5						11a	2
1.6 HDi (88 kW) Eng. DV6FC		14-			•		<b>13-0511</b>				34,9	84	119							
		14-			•		<b>15-1675</b>		25	34	58,5	86	46,5						11a	2
1.6 THP (110 kW) Eng. EP6CDT		12-			•		<b>13-0511</b>				34,9	84	119							
		12-			•		<b>15-1675</b>		25	34	58,5	86	46,5						11a	2
2.0 HDi (100 kW) Eng. AHV(DW10FD)/RHD(DW10CTED4)		12-			•	6Sp, G.Box: MC / EGS6	<b>13-0483</b>				25	90	107							
		12-			•	6Sp, G.Box: MC / EGS6	<b>15-1711</b>		25	39	58,4	94,9	88,7						11a	2
<b>508, SW '10-</b>			L/R			NOTE	METELLI ref.	ABS	A	B	C	D	E	F	H	I	L	M	Fig	
1.6 (121 kW) Eng. EP6FDT		11-			•	A/T	<b>13-0203</b>				28	74	115							
		11-			•	M/T	<b>13-0419</b>				25	90	107							
		11-			•	A/T	<b>15-1469</b>		28	34	58,4	86	52,3						11a	2
		11-			•	M/T	<b>15-1636</b>		28	39	58,4	95	53,7						11a	2
1.6 BlueHDi (88 kW) Eng. BHZ (DV6FC)		15-			•	M/T	<b>13-0419</b>				25	90	107							
		15-			•	M/T	<b>15-1636</b>		28	39	58,4	95	53,7						11a	2
1.6 e-HDi (84 kW) Eng. 9HD(DV6CTED)		12-			•	M/T, 5Sp, G.Box:BE	<b>13-0203</b>				28	74	115							
		12-			•	M/T, 5Sp, G.Box:BE	<b>15-1469</b>		28	34	58,4	86	52,3						11a	2













































































207 Van '07- 15			L/R			NOTE	METELLI ref.	ABS	A	B	C	D	E	F	H	I	L	M	Fig	
1.4 HDi (50 kW) Eng. 8HZ(DV4TD)		09-	L	•			13-0382				22	76	113							
		09-	L	•			15-1560		21	22	48,6	79,2	52						4a	2
Boxer I (230) '94- 02			L/R			NOTE	METELLI ref.	ABS	A	B	C	D	E	F	H	I	L	M	Fig	
1.9 D (51 kW) Eng. D8C(XUD9AU)		94-02	L			-ABS, M/T, G.Box:ME5	17-1122		28		37	100,4	89		112,5	68,5	770	s3		
		94-02	R			-ABS, M/T, G.Box: ME5	17-1123		28		37	100,4	89		112,5	369	1070	s4		
1.9 TD, 4WD (66-68 kW) Eng. DHY(XUD9TE)		94-02	L			-ABS, M/T, G.Box:ME5	17-1122		28		37	100,4	89		112,5	68,5	770	s3		
		94-02	R			-ABS, M/T, G.Box: ME5	17-1123		28		37	100,4	89		112,5	369	1070	s4		
2.0, 4WD (80 kW) Eng. RFW(XU10J2/ C)		94-02	L			-ABS, M/T, G.Box:ME5	17-1122		28		37	100,4	89		112,5	68,5	770	s3		
		94-02	R			-ABS, M/T, G.Box: ME5	17-1123		28		37	100,4	89		112,5	369	1070	s4		
2.5 D, 4WD (63 kW) Eng. T9A(DJ5)		94-02	L			-ABS, M/T, G.Box:ME5	17-1122		28		37	100,4	89		112,5	68,5	770	s3		
		94-02	R			-ABS, M/T, G.Box: ME5	17-1123		28		37	100,4	89		112,5	369	1070	s4		
Boxer IV '14-			L/R			NOTE	METELLI ref.	ABS	A	B	C	D	E	F	H	I	L	M	Fig	
2.2 Hdi (110 kW) Eng. 4H03		14-		•			13-0489				30,5	104	125							
		14-		•			15-1718		35	29	71,4	105,9	59						4	2
2.2 Hdi (81 kW) Eng. C81		14-		•			13-0488				27	90	140							
		14-		•			15-1717		35	27	71,5	97,9	59						4	2
2.2 Hdi (96 kW) Eng. 4H03		14-		•			13-0527				30,5	104	125							
		14-		•			15-1726		35	29	71,4	105,9	59						4	1
3.0 Hdi (133 kW) Eng. F30DT		14-		•			13-0489				30,5	104	125							
		14-		•			15-1718		35	29	71,4	105,9	59						4	2
Expert II Tepee (VF3V) '07-			L/R			NOTE	METELLI ref.	ABS	A	B	C	D	E	F	H	I	L	M	Fig	
1.6 HDi 16v (66 kW) Eng. 9HU(DV6UTED4)/9HH/9HM		07-		•			13-0547				25	78	130							
		07-		•			15-1767		28	34	58,4	86	52,3						11a	2
		07-	L			M/T	17-1133		28		24	86,3	80,1		92,6	62	669	s3		
		07-	R			M/T	17-1134		28		24	86,3	80,3		92,6	350	961	s4		
2.0 16v (103 kW) Eng. RFJ(EW10A)		07-		•			13-0547				25	78	130							
		07-		•			15-1767		28	34	58,4	86	52,3						11a	2
2.0 HDi (88 kW) Eng. RHK(DW10UTED4)		07-	L			M/T	17-0964		28		37	100,2	89		92,8	68,5	647,8	s5		
		07-	R			M/T	17-0965		28		37	100,2	89		92,8	398,5	977,3	s6		
2.0 HDi 16v (100 kW) Eng. RHR(DW10BTED4)		07-	L			M/T	17-0964		28		37	100,2	89		92,8	68,5	647,8	s5		
		07-	R			M/T	17-0965		28		37	100,2	89		92,8	398,5	977,3	s6		




































<b>Clio I (B/C57, 5/357) '90- 98</b>			L/R			NOTE	METELLI ref.	ABS	A	B	C	D	E	F	H	I	L	M	Fig	
1.2 (B/C/S572) (44 kW) Eng. E5F710		90-96	L			G.Box:JB0/1	17-0033		21			86		30	80		610	s7		
		90-96	L			G.Box:JB4/5	17-0029		21			76,5		30	84		623	s7		
		90-96	R			G.Box:JB0/1	17-0034		21		23	86,5	81,5	30	84		703	s8		
		90-96	R			G.Box:JB4/5	17-0030		21		23	76,5	81,5	30	84		694	s8		
1.8 (70 kW) Eng. F3P714/ 758		90-	L			M/T+A/T, G.Box JB3/MB1/3	17-1224		21			90		30	83	24	602	s7		
		90-	R			M/T+A/T, G.Box JB3/MB1/3	17-1225		21	23		90		30	83	24	700	s8		
1.8 (B/C57C/U) (65 kW) Eng. F3P710/ 714		90-	L			M/T+A/T, G.Box JB3/MB1/3	17-1224		21			90		30	83	24	602	s7		
		90-	R			M/T+A/T, G.Box JB3/MB1/3	17-1225		21	23		90		30	83	24	700	s8		
1.8 16v (C57D) (99-101 kW) Eng. F7P722		90-	L			M/T, G.Box JB3	17-1224		21			90		30	83	24	602	s7		
		90-	R			M/T, G.Box JB3	17-1225		21	23		90		30	83	24	700	s8		
1.8 Rsi (B/C579) (79 kW) Eng. F3P712		90-	L			M/T, G.Box JB3	17-1224		21			90		30	83	24	602	s7		
		90-	R			M/T, G.Box JB3	17-1225		21	23		90		30	83	24	700	s8		
1.8 Rsi (B/C57H) (79-80-81 kW) Eng. F3P758		90-	L			M/T, G.Box JB3	17-1224		21			90		30	83	24	602	s7		
		90-	R			M/T, G.Box JB3	17-1225		21	23		90		30	83	24	700	s8		
1.9 D (48 kW) Eng. F8Q676/ 696		96-98			•	+ABS	13-0207				22	80	83							
		96-98				•	+ABS	15-1285	26	21	25	56,3	90	54				11	3	
		96-98	L				-ABS, G.Box:JB1/3	17-0033		21			86		30	80		610	s7	
		96-98	R				-ABS, G.Box:JB1/3	17-0034		21		23	86,5	81,5	30	84		703	s8	
2.0 Williams (B/C57M) (108 kW) Eng. F7R700		94-98	L			M/T, G.Box JC5	17-1229		21			90		30	83	24	618	s7		
		94-98	R			M/T, G.Box JC5	17-1230		21	23		90		30	83	24	717	s8		
<b>Clio II (B/C/B0/1) '98- 05</b>			L/R			NOTE	METELLI ref.	ABS	A	B	C	D	E	F	H	I	L	M	Fig	
1.2 (B/CB0F/A, B/CB1O/K, B/CB2 D/H) (40-43 kW) Eng. D7F710/ 720/ 726		11/02-			•	+ABS	13-0445				20	78	103							
		11/02-				•	+ABS	15-1670	44	21	30	52,4	84,9	51,4					11	2
1.4 (B/CB0C) (55 kW) Eng. E7J780		98-	L			+ABS, A/T, G.Box DP0	17-1227	26	21		26	83,4	78,7		85,2	42,4	620	s3		
		98-	R			+ABS, A/T, G.Box DP0	17-1228	26	21	23		83,4	78,7		85,2	40,2	742	s8		
1.5 DCi (74 kW) Eng. K9K712		04-	L			+ABS, M/T	17-1237	44	23		26	82,3	75,4		85	62,3	597	s3		
		04-	R			+ABS, M/T	17-1238	44	23		26	82,3	75,2		85	326,1	857	s4		
1.6 (B/CB0D) (55-66 kW) Eng. K7M744/ 745		98-	L			+ABS, A/T, G.Box DP0	17-1227	26	21		26	83,4	78,7		85,2	42,4	620	s3		
		98-	R			+ABS, A/T, G.Box DP0	17-1228	26	21	23		83,4	78,7		85,2	40,2	742	s8		
<b>Clio III (BR/CR0/1) '05- 12</b>			L/R			NOTE	METELLI ref.	ABS	A	B	C	D	E	F	H	I	L	M	Fig	
1.5 DCi (55 kW) Eng. K9K770		10-12	L			M/T	17-0904		23	26		84	79		86	64	658	s3		
		10-12	R			M/T	17-0908		23	26		80	79		79	326	896	s4		


































<b>Clio IV, Sporter, Grandtour '12-</b>			L/R			NOTE	METELLI ref.	ABS	A	B	C	D	E	F	H	I	L	M	Fig
1.2 16v (55 kW) Eng. D4F740		12-		•			15-1864		23	28	48,9	75,08	50,9					5a	2
1.2 GPL (54 kW) Eng. D4F740		13-		•			15-1864		23	28	48,9	75,08	50,9					5a	2
1.2 TCe (87-88 kW) Eng. H5F403/412		13-		•			13-0612				23	76,3	114,8						
		13-		•			15-1842		23	33	49	84	51					5	2
1.5 DCi (66 kW) Eng. K9K608		12-		•			13-0612				23	76,3	114,8						
		12-		•			15-1842		23	33	49	84	51					5	2
<b>Duster '11-</b>			L/R			NOTE	METELLI ref.	ABS	A	B	C	D	E	F	H	I	L	M	Fig
1.5 dCi, 4WD (66 kW) Eng. K9K884		11-		•			13-0494				26	87	117						
		11-		•			15-1727		25	33	52,5	89,9	53,9					11	2
1.6 (75 kW) Eng. K4M616		12-		•			13-0494				26	87	117						
		12-		•			15-1727		25	33	52,5	89,9	53,9					11	2
<b>Espace II (J/S63) '91- 96</b>			L/R			NOTE	METELLI ref.	ABS	A	B	C	D	E	F	H	I	L	M	Fig
2.8 V6 (J638, J63J) (110 kW) Eng. Z7W712/ 713/ 717		91-96	L/R			+ABS, M/T, G.Box UN1	17-1226	48	23	27		90	82,5		80	47,5	721	s8	
<b>Espace IV (JK0) '02- 15</b>			L/R			NOTE	METELLI ref.	ABS	A	B	C	D	E	F	H	I	L	M	Fig
1.9 DCi (U,G) (60-68-75-77-81-88-96 kW) Eng. F9Q680/ 820/ 826		02-	L			M/T, G.Box PK6, Only 88 kW	17-1239		27			103,6			91,9		660	s7	
		02-	R			M/T, G.Box PK6, Only 88 kW	17-1240		27		39	103,6	89,1		91,9	363	996	s4	
2.0 (125 kW) Eng. F4R794/ 796		02-	L			M/T, G.Box PK6	17-1239		27			103,6			91,9		660	s7	
		02-	R			M/T, G.Box PK6	17-1240		27		39	103,6	89,1		91,9	363	996	s4	
2.0 (JK0KA6) (100 kW) Eng. F4R791		02-	L			M/T, G.Box PK6	17-1239		27			103,6			91,9		660	s7	
		02-	R			M/T, G.Box PK6	17-1240		27		39	103,6	89,1		91,9	363	996	s4	
2.0 T. (BA6,BC6,BAB,BCB) (120 kW) Eng. F4R794/ 795/ 797		02-	L			M/T, G.Box PK6	17-1239		27			103,6			91,9		660	s7	
		02-	R			M/T, G.Box PK6	17-1240		27		39	103,6	89,1		91,9	363	996	s4	
<b>Fluence '10-</b>			L/R			NOTE	METELLI ref.	ABS	A	B	C	D	E	F	H	I	L	M	Fig
1.5 DCi (63 kW) Eng. K9K830		10-		•		M/T, 6Sp	13-0610				22	82	126						
		10-		•		M/T, 5/6Sp	15-1840		25	33	52,7	84	54					11	2
1.5 DCi (66 kW) Eng. K9K772		10-		•		M/T, 6Sp	13-0610				22	82	126						
		10-		•		M/T, 5/6Sp	15-1840		25	33	52,7	84	54					11	2
1.5 DCi (78 kW) Eng. K9K832		10-		•		6Sp	13-0610				22	82	126						
		10-		•		5/6Sp	15-1840		25	33	52,7	84	54					11	2

<b>Fluence '10-</b>			L/R			NOTE	METELLI ref.	ABS	A	B	C	D	E	F	H	I	L	M	Fig
1.5 DCi (81 kW) Eng. K9K836/ 837		10-		•		6Sp, Doppia Frizione/Double Clutch	13-0610				22	82	126						
		10-		•		5/6Sp, Doppia Frizione/Double Clutch	15-1840		25	33	52,7	84	54					11	2
1.6 16v (81-82 kW) Eng. K4M838/ 839		10-		•		M/T, 6Sp	13-0610				22	82	126						
		10-		•		M/T, 5/6Sp	15-1840		25	33	52,7	84	54					11	2
2.0 16v (103 kW) Eng. M4R714/ 751		10-		•		6Sp, Doppia Frizione/Double Clutch	13-0610				22	82	126						
		10-		•		5/6Sp, Doppia Frizione/Double Clutch	15-1840		25	33	52,7	84	54					11	2
<b>Grand Modus '08- 13</b>			L/R			NOTE	METELLI ref.	ABS	A	B	C	D	E	F	H	I	L	M	Fig
1.2 16v TCE (76 kW)		12-		•			13-0348				20	68	100						
		12-		•			15-1503		23	28	49	76	50					11	2
1.5 DCi (50 kW) Eng. K9K752		08-		•			13-0348				20	68	100						
		08-		•			15-1503		23	28	49	76	50					11	2
<b>Grand Scenic I (JM) '04- 08</b>			L/R			NOTE	METELLI ref.	ABS	A	B	C	D	E	F	H	I	L	M	Fig
1.5 dCi (76 kW) Eng. K9K734		06-08		•			13-0390				24	80	116						
		06-08		•			15-1579		25	30	52,7	83,7	52,1					11	2
1.6 Flex (82 kW) Eng. K4M766		06-08		•		M/T	13-0364				31	75	115						
		06-08		•		M/T	15-1523		25	22	52,5	79,5	53,5					3	2
1.9 DCi (60-68-75-77-81-88-96 kW) Eng. F9Q812		04-08	L			M/T, 6 Sp.	17-1231		25		39	83,9	81,4		88	65,6	638	s3	
		04-08	R			M/T, 6 Sp.	17-1232		25		39	83,9	81,1		88	351,4	931	s4	
1.9 DCi (96 kW) Eng. F9Q804		05-08	L			M/T, 6 Sp.	17-1231		25		39	83,9	81,4		88	65,6	638	s3	
		05-08	R			M/T, 6 Sp.	17-1232		25		39	83,9	81,1		88	351,4	931	s4	
<b>Grand Scenic II (JZ) '08-</b>			L/R			NOTE	METELLI ref.	ABS	A	B	C	D	E	F	H	I	L	M	Fig
1.5 DCi (63 kW) Eng. K9K830		09-		•			13-0610				22	82	126						
		09-		•			15-1840		25	33	52,7	84	54					11	2
1.5 DCi (78 kW) Eng. K9K832		09-		•			13-0610				22	82	126						
		09-		•			15-1840		25	33	52,7	84	54					11	2
1.5 DCi (81 kW) Eng. K9K836/ 646/ 647		08-		•			13-0610				22	82	126						
		08-		•			15-1840		25	33	52,7	84	54					11	2
2.0 16v (103 kW) Eng. M4R711		09-		•			13-0610				22	82	126						
		09-		•			15-1840		25	33	52,7	84	54					11	2

























# RENAULT

































<b>Kangoo I (KC0) '98- 07</b>			L/R			NOTE	METELLI ref.	ABS	A	B	C	D	E	F	H	I	L	M	Fig
1.4 (55 kW) Eng. E7J634/ 635/ 780		98-	L			+ABS, A/T, G.Box DP0	17-1227	26	21		26	83,4	78,7		85,2	42,4	620	s3	
		98-	R			+ABS, A/T, G.Box DP0	17-1228	26	21	23		83,4	78,7		85,2	40,2	742	s8	
1.4 (KC0C/H/B/M) (55 kW) Eng. K7J700/ 701		98-	L			+ABS, A/T, G.Box DP0	17-1227	26	21		26	83,4	78,7		85,2	42,4	620	s3	
		98-	R			+ABS, A/T, G.Box DP0	17-1228	26	21	23		83,4	78,7		85,2	40,2	742	s8	
1.9 DCi 4WD (62 kW) Eng. F9Q790	 	03-			•	+ABS	13-0588				22	82	126						
		03-			•	+ABS	15-1792	44	23	23	58,7	82	52,4					3	1
<b>Kangoo II (KW0/1) '08-</b>			L/R			NOTE	METELLI ref.	ABS	A	B	C	D	E	F	H	I	L	M	Fig
1.5 DCi (50 kW) Eng. K9K840		08-	L			M/T, G.Box JR5	17-1245		27		26	79,1	75,5		91,1	64,2	679	s3	
		08-	R			M/T, G.Box JR5	17-1246		27		26	79,1	75,2		91,1	325,5	921	s4	
1.5 DCi (63 kW) Eng. K9K800/ 802		08-	L			M/T, G.Box JR5	17-1245		27		26	79,1	75,5		91,1	64,2	679	s3	
		08-	R			M/T, G.Box JR5	17-1246		27		26	79,1	75,2		91,1	325,5	921	s4	
1.5 DCi (76 kW) Eng. K9K806		08-	L			M/T, G.Box JR5	17-1245		27		26	79,1	75,5		91,1	64,2	679	s3	
		08-	R			M/T, G.Box JR5	17-1246		27		26	79,1	75,2		91,1	325,5	921	s4	
1.6 (64 kW) Eng. K7M750		08-	L			M/T, G.Box JR5	17-1245		27		26	79,1	75,5		91,1	64,2	679	s3	
		08-	R			M/T, G.Box JR5	17-1246		27		26	79,1	75,2		91,1	325,5	921	s4	
1.6 16v (78 kW) Eng. K4M830		08-	L			M/T, G.Box JR5	17-1245		27		26	79,1	75,5		91,1	64,2	679	s3	
		08-	R			M/T, G.Box JR5	17-1246		27		26	79,1	75,2		91,1	325,5	921	s4	
<b>Kangoo II Be Bop '09-</b>			L/R			NOTE	METELLI ref.	ABS	A	B	C	D	E	F	H	I	L	M	Fig
1.5 DCi (80 kW) Eng. K9K816	 	09-			•		13-0611				22	75	112						
		09-			•		15-1841		27	33	56,6	83,9	52,5					11	2
<b>Laguna I (B56, 556) '93- 01</b>			L/R			NOTE	METELLI ref.	ABS	A	B	C	D	E	F	H	I	L	M	Fig
1.9 DCi (B56W) (79 kW) Eng. F9Q718		99-01	L			M/T	17-1235		23			90			85		619	s7	
		99-01	R			M/T	17-1236		23		39	90	81,1		85	363,3	931	s4	
<b>Laguna II (B74) '01- 07</b>			L/R			NOTE	METELLI ref.	ABS	A	B	C	D	E	F	H	I	L	M	Fig
2.0 16v T. (120 kW) Eng. F4R764	 	07-			•		13-0496				27	90	140						
		07-			•		15-1731		27	35	56,6	94,9	53					11	2
2.0 DCi (110 kW) Eng. M9R740	 	05-07			•		13-0496				27	90	140						
		05-07			•		15-1731		27	35	56,6	94,9	53					11	2
2.0 DCi (127 kW) Eng. M9R760	 	06-07			•		13-0496				27	90	140						
		06-07			•		15-1731		27	35	56,6	94,9	53					11	2



































<b>Laguna II (B74) '01- 07</b>			L/R			NOTE	METELLI ref.	ABS	A	B	C	D	E	F	H	I	L	M	Fig
2.2 DCi (102 kW) Eng. G9T600		05-		•		M/T	13-0512				29,5	100,6	130						
		05-		•		M/T	15-1576		27	37	56,7	103,5	52,4					11	2
<b>Laguna II (K74) SW '01- 07</b>			L/R			NOTE	METELLI ref.	ABS	A	B	C	D	E	F	H	I	L	M	Fig
1.9 DCi (79 kW) Eng. F9Q718/ 754		05-		•			13-0363				27	92	136						
		05-		•			15-1522		27	35	56,7	95,1	52,4					11	2
2.0 DCi (110 kW) Eng. M9R740		05-		•			13-0496				27	90	140						
		05-07		•			15-1731		27	35	56,6	94,9	53					11	2
2.0 DCi (127 kW) Eng. M9R760		06-07		•			13-0496				27	90	140						
		06-07		•			15-1731		27	35	56,6	94,9	53					11	2
2.2 DCi (102 kW) Eng. G9T600		05-		•		M/T	13-0512				29,5	100,6	130						
		05-		•		M/T	15-1576		27	37	56,7	103,5	52,4					11	2
<b>Laguna III, SW, Coupe '07- 15</b>			L/R			NOTE	METELLI ref.	ABS	A	B	C	D	E	F	H	I	L	M	Fig
1.5 DCi (81 kW) Eng. K9K780/ 782/ 846		07-		•			13-0611				22	75	112						
		07-		•			15-1841		27	33	56,6	83,9	52,5					11	2
2.0 16v (103 kW) Eng. M4R704		07-		•			13-0595				26	87	117						
		07-		•			15-1803		27	33	56,6	89,9	53,8					11	2
2.0 DCi (110 kW) Eng. M9R802/ 805/ 809		07-		•			13-0613				25	90	107						
		07-		•			15-1844		27	36	56,6	90,7	53,8					11	2
2.0 DCi (127 kW) Eng. M9R800		07-		•			13-0613				25	90	107						
		07-		•			15-1844		27	36	56,6	90,7	53,8					11	2
2.0 DCi (96 kW) Eng. M9R742/ 746/ 802		07-		•			13-0613				25	90	107						
		07-		•			15-1844		27	36	56,6	90,7	53,8					11	2
2.0 T. (125 kW) Eng. F4R811		07-		•			13-0613				25	90	107						
		07-		•			15-1844		27	36	56,6	90,7	53,8					11	2
2.0 T. (150 kW) Eng. F4R800		08-		•			13-0613				25	90	107						
		08-		•			15-1844		27	36	56,6	90,7	53,8					11	2






































Logan I (LS, KS), SW '04- 13		L/R			NOTE	METELLI ref.	ABS	A	B	C	D	E	F	H	I	L	M	Fig		
1.4 (55 kW) Eng. K7J710		04-		•		13-0348				20	68	100								
		04-		•		15-1749		21	28	48,9	51	75					11	2		
		04-1/07	L			M/T	17-0637		21	23		86		30	83,8		682	s7		
		2/07-	L			M/T	17-0904		23	26		84	79		86	64	658	s3		
		04-1/07	R			M/T	17-0638		21	23		86	80		83,8	40,7	754,8	s8		
		2/07-	R			M/T	17-0908		23	26		80	79		79	326	896	s4		
1.5 DCi (50 kW) Eng. K9K792		07-		•		13-0346				20	68	100								
		07-		•		15-1501		23	30	49	83,6	50					11	2		
		07-	L			M/T	17-0904		23	26		84	79		86	64	658	s3		
		07-	R			M/T	17-0908		23	26		80	79		79	326	896	s4		
		1.5 DCi (63 kW) Eng. K9K796	08-	L			M/T	17-0904		23	26		84	79		86	64	658	s3	
			08-	R			M/T	17-0908		23	26		80	79		79	326	896	s4	
1.6 (64 kW) Eng. K7M710		04-		•		13-0348				20	68	100								
		04-		•		15-1749		21	28	48,9	51	75					11	2		
		04-1/07	L			M/T	17-0637		21	23		86		30	83,8		682	s7		
		2/07-	L			M/T	17-0904		23	26		84	79		86	64	658	s3		
		04-1/07	R			M/T	17-0638		21	23		86	80		83,8	40,7	754,8	s8		
		2/07-	R			M/T	17-0908		23	26		80	79		79	326	896	s4		
1.6 (77-80 kW) Eng. K7M690/ K4M706		07-		•		13-0346				20	68	100								
		07-		•		15-1501		23	30	49	83,6	50					11	2		
		07-	L			M/T	17-0904		23	26		84	79		86	64	658	s3		
		07-	R			M/T	17-0908		23	26		80	79		79	326	896	s4		
1.6 (82 kW) Eng. K4M690/697		07-		•		13-0346				20	68	100								
		07-		•		15-1501		23	30	49	83,6	50					11	2		
		07-	L			M/T	17-0904		23	26		84	79		86	64	658	s3		
		07-	R			M/T	17-0908		23	26		80	79		79	326	896	s4		
<b>Megane II (BM0, CM0), SW, Coupe '02- 08</b>		L/R			NOTE	METELLI ref.	ABS	A	B	C	D	E	F	H	I	L	M	Fig		
1.6 16v, Coupe, Cabrio (BM0C, CM0C) (83 kW) Eng. K4M760/ 761		02-08	L		A/T	17-1233		23		26	83,7	78,7		86,2	42,6	672	s3			
		02-08	R		A/T	17-1234		23		23	83,7	78,8		86,2	216,8	806	s4			
1.9 DCi (68 kW) Eng. F9Q808		04-	L		M/T, 6 Sp.	17-1231		25		39	83,9	81,4		88	65,6	638	s3			
		04-	R		M/T, 6 Sp.	17-1232		25		39	83,9	81,1		88	351,4	931	s4			
1.9 DCi (88 kW) Eng. F9Q800		03-	L		M/T, 6 Sp.	17-1231		25		39	83,9	81,4		88	65,6	638	s3			
		03-	R		M/T, 6 Sp.	17-1232		25		39	83,9	81,1		88	351,4	931	s4			






<b>Megane II (BM0, CM0), SW, Coupe '02- 08</b>			L/R			NOTE	METELLI ref.	ABS	A	B	C	D	E	F	H	I	L	M	Fig
1.9 DCi, Coupe, Cabrio (81 kW) Eng. F9Q804/ 818		05-	L			M/T, 6 Sp.	17-1231		25		39	83,9	81,4		88	65,6	638	s3	
		05-	R			M/T, 6 Sp.	17-1232		25		39	83,9	81,1		88	351,4	931	s4	
1.9 DCi, Coupe, Cabrio (96 kW) Eng. F9Q803/ 804		05-	L			M/T, 6 Sp.	17-1231		25		39	83,9	81,4		88	65,6	638	s3	
		05-	R			M/T, 6 Sp.	17-1232		25		39	83,9	81,1		88	351,4	931	s4	
1.9 DCi, Coupe, Cabrio (BM0G, CM0G) (60-75-77-88 kW) Eng. F9Q730/ 731/ 734/ 736/ 800		02-08	L			M/T, 6 Sp.	17-1231		25		39	83,9	81,4		88	65,6	638	s3	
		02-08	R			M/T, 6 Sp.	17-1232		25		39	83,9	81,1		88	351,4	931	s4	
2.0 DCi (127 kW) Eng. M9R724		07-08			•		13-0627				25	78	130						
		07-08			•		15-1876		27	33	56,65	83,58	53,45					11	2
<b>Megane III Coupe, Cabrio '08- 16</b>			L/R			NOTE	METELLI ref.	ABS	A	B	C	D	E	F	H	I	L	M	Fig
1.5 DCi (63 kW) Eng. K9K830		08-			•	M/T, 6Sp	13-0610				22	82	126						
		08-			•	M/T, 5/6Sp	15-1840		25	33	52,7	84	54					11	2
1.5 DCi (66-78 kW) Eng. K9K834/ K9K832		08-			•	M/T, 6Sp	13-0610				22	82	126						
		08-			•	M/T, 5/6Sp	15-1840		25	33	52,7	84	54					11	2
1.5 DCi (81 kW) Eng. K9K836		08-			•	M/T, 6Sp	13-0610				22	82	126						
		08-			•	M/T, 5/6Sp	15-1840		25	33	52,7	84	54					11	2
1.6 (74 kW) Eng. K4M848		08-			•	M/T, 6Sp	13-0610				22	82	126						
		08-			•	M/T, 5/6Sp	15-1840		25	33	52,7	84	54					11	2
1.6 (81 kW) Eng. K4M866		08-			•	M/T, 6Sp	13-0610				22	82	126						
		08-16			•	6Sp	13-0495				22	82	126						
		08-16			•	M/T, 5Sp	15-1840		25	33	52,7	84	54					11	2
		08-16			•	6Sp	15-1728		25	23	52,5	82	54,9					5	1
1.6 16v (81 kW) Eng. K4M858		08-			•	M/T, 6Sp	13-0610				22	82	126						
		08-			•	M/T, 5Sp	15-1840		25	33	52,7	84	54					11	2
2.0 16v (103 kW) Eng. M4R711		09-16			•		13-0610				22	82	126						
		09-16			•		15-1840		25	33	52,7	84	54					11	2
2.0 DCi (110 kW) Eng. M9R610		09-			•		13-0584				25	90	107						
		09-			•		15-1768		27	26	56,45	92	53,8					5	1
<b>Megane III, SW '08- 16</b>			L/R			NOTE	METELLI ref.	ABS	A	B	C	D	E	F	H	I	L	M	Fig
1.5 DCi (63 kW) Eng. K9K830		09-			•	M/T, 6Sp	13-0610				22	82	126						
		09-			•	M/T, 5/6Sp	15-1840		25	33	52,7	84	54					11	2

# RENAULT




















<b>Megane III, SW '08- 16</b>			L/R			NOTE	METELLI ref.	ABS	A	B	C	D	E	F	H	I	L	M	Fig	
1.5 DCi (66 kW) Eng. K9K834		08-		•		M/T, 6Sp	<b>13-0610</b>				22	82	126							
		08-		•		M/T, 5/6Sp	<b>15-1840</b>		25	33	52,7	84	54					11	2	
1.5 DCi (78 kW) Eng. K9K832		08-		•		M/T, 6Sp	<b>13-0610</b>				22	82	126							
		08-		•		M/T, 5/6Sp	<b>15-1840</b>		25	33	52,7	84	54					11	2	
1.5 DCi (81 kW) Eng. K9K836		08-		•		M/T, 6Sp	<b>13-0610</b>				22	82	126							
		08-		•		M/T, 5/6Sp	<b>15-1840</b>		25	33	52,7	84	54					11	2	
1.6 (74 kW) Eng. K4M848		08-16		•		M/T, 5/6Sp	<b>13-0610</b>				22	82	126							
		08-		•		M/T, 5/6Sp	<b>15-1840</b>		25	33	52,7	84	54					11	2	
1.6 16v (81-82 kW) Eng. K4M858		08-		•		M/T, 6Sp	<b>13-0610</b>				22	82	126							
		08-		•		M/T, 5/6Sp	<b>15-1840</b>		25	33	52,7	84	54					11	2	
2.0 DCi (110 kW) Eng. M9R610		09-		•			<b>13-0584</b>				25	90	107							
		09-		•			<b>15-1768</b>		27	26	56,45	92	53,8					5	1	
<b>R19 I (L53) Chamade '88- 92</b>			L/R			NOTE	METELLI ref.	ABS	A	B	C	D	E	F	H	I	L	M	Fig	
1.4 (57-59 kW) Eng. E6J700/ 701		88-90	L			G.Box:JB4/5	<b>17-0048</b>		21			76,5		30	84		649	s7		
		88-90	R			G.Box:JB4/5	<b>17-0049</b>		21		23	76,5	81,5	30	84		722	s8		
<b>Sandero I '07- 13</b>		09-		•			<b>13-0348</b>				20	68	100							
		09-		•				<b>15-1749</b>		21	28	48,9	51	75				11	2	
1.6 (62-64 kW) Eng. K7M710		09-13		•			<b>13-0348</b>				20	68	100							
		09-13		•			<b>15-1749</b>		21	28	48,9	51	75					11	2	
<b>Scenic II (JM) '03- 09</b>			L/R			NOTE	METELLI ref.	ABS	A	B	C	D	E	F	H	I	L	M	Fig	
1.5 DCi (63 kW) Eng. K9K722		05-		•			<b>13-0390</b>				24	80	116							
		05-		•			<b>15-1579</b>		25	30	52,7	83,7	52,1					11	2	
1.6 16v (82 kW) Eng. K4M766		07-09		•			<b>13-0364</b>				31	75	115							
		07-09		•			<b>15-1523</b>		25	22	52,5	79,5	53,5					3	2	
1.9 DCi (81 kW) Eng. F9Q800		05-		•			<b>13-0361</b>				22	82	126							
		05-		•			<b>15-1519</b>		25	33	52,7	84	52,5					11	2	
		05-	L				M/T, 6 Sp.	<b>17-1231</b>		25		39	83,9	81,4		88	65,6	638	s3	
		05-	R				M/T, 6 Sp.	<b>17-1232</b>		25		39	83,9	81,1		88	351,4	931	s4	











<b>Scenic II (JM) '03- 09</b>			L/R			NOTE	METELLI ref.	ABS	A	B	C	D	E	F	H	I	L	M	Fig
1.9 DCi (88 kW) Eng. F9Q812		03-	L			M/T, 6 Sp.	17-1231		25		39	83,9	81,4		88	65,6	638	s3	
		03-	R			M/T, 6 Sp.	17-1232		25		39	83,9	81,1		88	351,4	931	s4	
1.9 DCi (96-97 kW) Eng. F9Q804		07-	L			M/T, 6 Sp.	17-1231		25		39	83,9	81,4		88	65,6	638	s3	
		07-	R			M/T, 6 Sp.	17-1232		25		39	83,9	81,1		88	351,4	931	s4	
<b>Scenic III (JZ) '09- 16</b>			L/R			NOTE	METELLI ref.	ABS	A	B	C	D	E	F	H	I	L	M	Fig
1.5 DCi (63 kW) Eng. K9K830		09-			•		13-0610				22	82	126						
		09-			•		15-1840	25	33	52,7	84	54						11	2
1.5 DCi (70 kW) Eng. K9K846		10-			•	M/T	13-0610				22	82	126						
		10-			•	M/T	15-1840	25	33	52,7	84	54						11	2
1.5 DCi (78 kW) Eng. K9K832		09-			•		13-0610				22	82	126						
		09-			•		15-1840	25	33	52,7	84	54						11	2
1.5 DCi (81 kW) Eng. K9K836		09-			•		13-0610				22	82	126						
		09-			•		15-1840	25	33	52,7	84	54						11	2
2.0 DCi (118 kW) Eng. M9R610		09-			•	M/T	13-0584				25	90	107						
		09-			•	M/T	15-1768	27	26	56,45	92	53,8						5	1
<b>Twingo I (C06) '93- 07</b>			L/R			NOTE	METELLI ref.	ABS	A	B	C	D	E	F	H	I	L	M	Fig
1.2 (C066/68) (43-44 kW) Eng. D7F702/ 703/ 704		11/02-			•	+ABS	13-0445				20	78	103						
		11/02-			•	+ABS	15-1670	44	21	30	52,4	84,9	51,4					11	2
<b>Twingo II (CN0) '07- 14</b>			L/R			NOTE	METELLI ref.	ABS	A	B	C	D	E	F	H	I	L	M	Fig
1.2 (43 kW) Eng. D7F800		07-	L			M/T	17-1243		23			76			83		630	s7	
		07-	R			M/T	17-1244		23	23		76	78,7		83	40,2	727	s8	
1.2 16v (55-56 kW) Eng. D4F764/ 770/ 772		09-14	L			M/T	17-1243		23			76			83		630	s7	
		09-14	R			M/T	17-1244		23	23		76	78,7		83	40,2	727	s8	
1.2 16v TCE (74-75 kW) Eng. D4F780/ 782		07-	L			M/T	17-1247		23		26	79,65	78,8		86	64,1	612	s3	
		07-	R			M/T	17-1248		23		26	79,65	79		86	325,5	869	s4	
1.5 DCi (47 kW) Eng. K9K740		07-	L			M/T	17-1247		23		26	79,65	78,8		86	64,1	612	s3	
		07-	R			M/T	17-1248		23		26	79,65	79		86	325,5	869	s4	
<b>Wind (E4M) '10- 13</b>			L/R			NOTE	METELLI ref.	ABS	A	B	C	D	E	F	H	I	L	M	Fig
1.2 (74 kW) Eng. D4F782		10-			•		13-0390				24	80	116						
		10-			•		15-1579	25	30	52,7	83,7	52,1						11	2

# RENAULT


















Wind (E4M) '10- 13		L/R			NOTE	METELLI ref.	ABS	A	B	C	D	E	F	H	I	L	M	Fig	
1.6 (98 kW) Eng. K4M854		10-		•		13-0390				24	80	116							
		10-		•		15-1579		25	30	52,7	83,7	52,1					11	2	

## RENAULT LCV






Kangoo I (FC0) Van '98- 08		L/R			NOTE	METELLI ref.	ABS	A	B	C	D	E	F	H	I	L	M	Fig
1.9 D (48 kW) Eng. F8Q632		3/98-	L		+ABS, M/T, G.Box:JB1	17-0397	26	21			86		30	85		626	s7	
		3/98-	L		-ABS, M/T, G.Box:JB1	17-0395		21			86		30	85		623	s7	
		3/98-	R		+ABS, M/T, G.Box:JB1	17-0432	26	21		23	86,5	83,5	30	85		724	s8	
		3/98-	R		-ABS, M/T, G.Box:JB1	17-0169		21		23	86,5	83,5	30	85		724	s8	
Kangoo II Van (FW0/1) '08-		L/R			NOTE	METELLI ref.	ABS	A	B	C	D	E	F	H	I	L	M	Fig
1.5 DCi (50 kW) Eng. K9K840		08-	L		M/T, G.Box JR5	17-1245		27		26	79,1	75,5		91,1	64,2	679	s3	
		08-	R		M/T, G.Box JR5	17-1246		27		26	79,1	75,2		91,1	325,5	921	s4	
1.5 DCi (63 kW) Eng. K9K800/ 802		08-	L		M/T, G.Box JR5	17-1245		27		26	79,1	75,5		91,1	64,2	679	s3	
		08-	R		M/T, G.Box JR5	17-1246		27		26	79,1	75,2		91,1	325,5	921	s4	
1.5 DCi (76 kW) Eng. K9K806		08-	L		M/T, G.Box JR5	17-1245		27		26	79,1	75,5		91,1	64,2	679	s3	
		08-	R		M/T, G.Box JR5	17-1246		27		26	79,1	75,2		91,1	325,5	921	s4	
1.5 DCi 110 (80 kW) Eng. K9K804		09-		•		13-0611				22	75	112						
		09-		•		15-1841		27	33	56,6	83,9	52,5					11	2
1.6 16v (78 kW) Eng. K4M830		08-	L		M/T, G.Box JR5	17-1245		27		26	79,1	75,5		91,1	64,2	679	s3	
		08-	R		M/T, G.Box JR5	17-1246		27		26	79,1	75,2		91,1	325,5	921	s4	
Master IV '10-		L/R			NOTE	METELLI ref.	ABS	A	B	C	D	E	F	H	I	L	M	Fig
2.3 DCi (107 kW) Eng. M9T698/ 680		10-		•		13-0589				27	98	140						
		10-		•		15-1782		31	27	69,9	98,5	60,7					3	2
		11-	L		M/T	17-1249		31		39	98,5	88,2		100,2	73,8	744	s3	
		11-	R		M/T	17-1250		31		39	98,5	88,3		100,2	364,1	1074	s4	
2.3 DCi FWD, RWD (74 kW) Eng. M9T670/ 676		10-		•		13-0589				27	98	140						
		10-		•		15-1782		31	27	69,9	98,5	60,7					3	2
		11-	L		M/T	17-1249		31		39	98,5	88,2		100,2	73,8	744	s3	
		11-	R		M/T	17-1250		31		39	98,5	88,3		100,2	364,1	1074	s4	





































Master IV '10-			L/R			NOTE	METELLI ref.	ABS	A	B	C	D	E	F	H	I	L	M	Fig		
2.3 DCi, FWD (92 kW) Eng. M9T690/ 692		10-		•			13-0589				27	98	140								
		10-		•			15-1782		31	27	69,9	98,5	60,7						3	2	
		11-	L			M/T		17-1249		31		39	98,5	88,2		100,2	73,8	744	s3		
		11-	R			M/T		17-1250		31		39	98,5	88,3		100,2	364,1	1074	s4		
Trafic III (EL, FL, JL) '01- 14			L/R			NOTE	METELLI ref.	ABS	A	B	C	D	E	F	H	I	L	M	Fig		
2.0 DCi (66-84 kW) Eng. M9R780		04-	L		M/T		17-1241		27		39	102	88,2		94	73,8	697	s3			
		04-	R		M/T		17-1242		27		39	102	88		94	360,2	1012	s4			


































## ROVER

MG ZS '01- 05			L/R			NOTE	METELLI ref.	ABS	A	B	C	D	E	F	H	I	L	M	Fig		
120 1.8 (86 kW) Eng. 18K4F		01-05		•		+/-ABS	13-0210				20	78	103								
		01-05		•		+ABS	15-1288	43	26	22	55	84	51						3	2	
		01-05		•		-ABS	15-1299		26	22	55	84	51							3	2
2.0 TD (74-83 kW) Eng. 20T2N		04-05		•		+/-ABS, M/T	13-0274				21	85	103								
			04-05		•		+ABS, M/T	15-1399	43	26	32	54,6	91,9	51						1	2
			04-05		•		-ABS, M/T	15-1408		26	32	54,6	93	51							1
MG ZT, ZT-T '01- 05			L/R			NOTE	METELLI ref.	ABS	A	B	C	D	E	F	H	I	L	M	Fig		
2.0 CDTi (85 kW) Eng. 204D2		97-12/98		•		+ABS	13-0253				24	90	83								
		97-12/98		•		+ABS	15-1368	48	26	28	56,7	98,2	51,8						11	3	
MGB GT '66- 80			L/R			NOTE	METELLI ref.	ABS	A	B	C	D	E	F	H	I	L	M	Fig		
3.3 (101 kW)		97-12/98		•		+ABS	13-0253				24	90	83								
		97-12/98		•		+ABS	15-1368	48	26	28	56,7	98,2	51,8						11	3	

## SAAB

9-3 II (YS3F), SW, Cabrio '02- 13			L/R			NOTE	METELLI ref.	ABS	A	B	C	D	E	F	H	I	L	M	Fig			
1.9 TiD (110 kW) Eng. Z19DTH		04-		•		A/T	13-0351				26	86	138									
		02-		•		M/T, Exc. SW	13-0514				37,5	91	127									
		04-		•		A/T	15-1506		30	26	54,4	91	56							7	1	
		04-		•		M/T, Exc. SW	15-1599		30	28	55,4	92,1	52,5								7	1
		04-		•		Only SW	15-1652		30	25	52,4	89,95	59								7	3


































<b>Cordoba III (6L2) '02- 09</b>			L/R			NOTE	METELLI ref.	ABS	A	B	C	D	E	F	H	I	L	M	Fig	
1.2 12v (51 kW) Eng. BXV		07-		•			13-0545				22	75	112							
		07-		•			15-1770		36	30	52	85	43						11	2
1.6 16v (77 kW) Eng. BTS		06-		•			13-0545				22	75	112							
		06-		•			15-1770		36	30	52	85	43						11	2
<b>Ibiza IV (6L1) '02- 08</b>			L/R			NOTE	METELLI ref.	ABS	A	B	C	D	E	F	H	I	L	M	Fig	
1.2 (44 kW) Eng. BBM		07-		•			13-0545				22	75	112							
		07-		•			15-1770		36	30	52	85	43						11	2
1.9 TDi (74 kW) Eng. ATD/ AXR/ BMT		02-08	L				17-0613		36			90			59			471	s1	
		02-08	R				17-0614		36			90			59			757	s10	
<b>Ibiza V (6J5,1,8), Sportcoupe, ST SW '08-</b>			L/R			NOTE	METELLI ref.	ABS	A	B	C	D	E	F	H	I	L	M	Fig	
1.0 (55 kW) Eng. CHYB		15-		•			13-0545				22	75	112							
		15-		•			15-1770		36	30	52	85	43						11	2
1.0 TSi (81 kW) Eng. CHZC		15-		•		Doppia Frizione/Double Clutch	13-0553				27,3	96,5	109							
		15-		•		Doppia Frizione/Double Clutch	15-1771		36	27	52	97,95	39,5						11	2
1.2 (44 kW) Eng. CGPB/ CHFA		09-		•			13-0545				22	75	112							
		09-		•			15-1770		36	30	52	85	43						11	2
1.4 TDi (66 kW) Eng. CUSB		15-		•		Doppia Frizione/Double Clutch	13-0553				27,3	96,5	109							
		15-		•		Doppia Frizione/Double Clutch	15-1771		36	27	52	97,95	39,5						11	2
1.4 TSi (110 kW) Eng. CAVF/ CNUB/ CTHF/ CTJB/ CZEA		09-		•		Doppia Frizione/Double Clutch	13-0553				27,3	96,5	109							
		09-		•		Doppia Frizione/Double Clutch	15-1771		36	27	52	97,95	39,5						11	2
1.4 TSi (132 kW) Eng. CAVE		09-		•		Doppia Frizione/Double Clutch	13-0553				27,3	96,5	109							
		09-		•		Doppia Frizione/Double Clutch	15-1771		36	27	52	97,95	39,5						11	2
1.6 LPG (60 kW) Eng. CNKA		11-		•			13-0283				26	87	117							
		11-		•			15-1414		36	30	52	90	43,5						11	2
2.0 TDi (105 kW) Eng. CFHD		10-		•		Doppia Frizione/Double Clutch	13-0553				27,3	96,5	109							
		10-		•		Doppia Frizione/Double Clutch	15-1771		36	27	52	97,95	39,5						11	2
<b>Leon II (1P1) '05- 12</b>			L/R			NOTE	METELLI ref.	ABS	A	B	C	D	E	F	H	I	L	M	Fig	
2.0 TDi (100 kW) Eng. AZV		05-	L			M/T	17-0761		36			100	108					488		
		05-	R			M/T	17-0762		36			100	108					795		







































Leon II (1P1) '05- 12			L/R			NOTE	METELLI ref.	ABS	A	B	C	D	E	F	H	I	L	M	Fig	
2.0 TDi (103 kW) Eng. BKD/ BMM/ CFHC/ CLCB		05-	L			M/T	17-0761		36			100	108				488			
		05-	R			M/T	17-0762		36			100	108				795			
Leon III (5F1/5/8), SC , SW '13-			L/R			NOTE	METELLI ref.	ABS	A	B	C	D	E	F	H	I	L	M	Fig	
1.2 TSi (63 kW) Eng. CJZB		13-		•			13-0319				26	87	117							
		13-		•			15-1467	36	30	59,5	90	40						13	2	
1.2 TSi (77 kW) Eng. CJZA		13-		•		M/T	13-0319				26	87	117							
		13-		•		Doppia Frizione/Double Clutch	13-0480				25,5	94	116							
		13-		•		M/T	15-1467	36	30	59,5	90	40							13	2
		13-		•		Doppia Frizione/Double Clutch	15-1708	36	33	59,5	93,7	39,8							13	2
1.4 TGI (81 kW) Eng. CPWA		14-		•		M/T	13-0319				26	87	117							
		14-		•		M/T	15-1467	36	30	59,5	90	40							13	2
1.4 TSi (103 kW) Eng. CHPA/ CPTA		13-		•			13-0480				25,5	94	116							
		13-		•			15-1708	36	33	59,5	93,7	39,8							13	2
1.4 TSi (90 kW) Eng. CMBA/ CXSA		13-		•			13-0480				25,5	94	116							
		13-		•			15-1708	36	33	59,5	93,7	39,8							13	2
1.6 TDi (66 kW) Eng. CLHB		13-		•			13-0319				26	87	117							
		13-		•			15-1467	36	30	59,5	90	40							13	2
1.6 TDi, 4WD (77 kW) Eng. CLHA		13-		•			13-0480				25,5	94	116							
		13-		•			15-1708	36	33	59,5	93,7	39,8							13	2
1.6 TDi, 4WD (81 kW) Eng. CRKB		13-		•			13-0480				25,5	94	116							
		13-		•			15-1708	36	33	59,5	93,7	39,8							13	2
1.8 TFSi (132 kW) Eng. CJSA		13-		•		Doppia Frizione/Double Clutch	13-0585				27,3	96,5	109							
		13-		•		Doppia Frizione/Double Clutch	15-1786	36	27	59,4	99,9	39							13a	1
2.0 TDi (105 kW) Eng. CRVC		13-		•			13-0480				25,5	94	116							
		13-		•			15-1708	36	33	59,5	93,7	39,8							13	2
2.0 TDi (81-85 kW) Eng. CRVA		13-		•			13-0480				25,5	94	116							
		13-		•			15-1708	36	33	59,5	93,7	39,8							13	2
2.0 TDi, 4WD (110 kW) Eng. CKFC/ CRMB		13-		•			13-0319				26	87	117							
		13-		•			15-1467	36	30	59,5	90	40							13	2
2.0 TDi, 4WD (135 kW) Eng. CUPA/ CUNA		13-		•			13-0319				26	87	117							
		13-		•			15-1467	36	30	59,5	90	40							13	2









































<b>Citigo '11-</b>			L/R			NOTE	METELLI ref.	ABS	A	B	C	D	E	F	H	I	L	M	Fig
1.0 (55 kW) Eng. CHYB		11-		•			13-0590				20	78	103						
		11-		•			15-1783		22	26	46	81	49,8					11	1
1.0 Metano (50 kW) Eng. CPGA		13-		•			13-0590				20	78	103						
		13-		•			15-1783		22	26	46	81	49,8					11	1
<b>Fabia II (5J2), SW '07- 14</b>			L/R			NOTE	METELLI ref.	ABS	A	B	C	D	E	F	H	I	L	M	Fig
1.2 16v (44 kW) Eng. CGPB		11-		•			13-0545				22	75	112						
		11-		•			15-1770		36	30	52	85	43					11	2
1.4 TSi (132 kW) Eng. CAVE/ CTHE		10-		•		Doppia Frizione/Double Clutch	13-0553				27,3	96,5	109						
		10-		•		Doppia Frizione/Double Clutch	15-1771		36	27	52	97,95	39,5					11	2
<b>Fabia III (NJ3,5), SW '15-</b>			L/R			NOTE	METELLI ref.	ABS	A	B	C	D	E	F	H	I	L	M	Fig
1.0 MPI (44 kW) Eng. CHYA		15-		•			13-0545				22	75	112						
		15-		•			15-1770		36	30	52	85	43					11	2
1.0 MPI (55 kW) Eng. CHYB		15-		•			13-0545				22	75	112						
		15-		•			15-1770		36	30	52	85	43					11	2
1.2 TSi (66 kW) Eng. CJZC		15-		•			13-0283				26	87	117						
		15-		•			15-1414		36	30	52	90	43,5					11	2
1.2 TSi (81 kW) Eng. CJZD		15-		•			13-0283				26	87	117						
		15-		•			15-1414		36	30	52	90	43,5					11	2
1.4 TDi (66 kW) Eng. CUSB		15-		•		M/T	13-0283				26	87	117						
		15-		•		Doppia Frizione/Double Clutch	13-0553				27,3	96,5	109						
		15-		•		M/T	15-1414		36	30	52	90	43,5					11	2
		15-		•		Doppia Frizione/Double Clutch	15-1771		36	27	52	97,95	39,5					11	2
1.4 TDi (77 kW) Eng. CUTA		15-		•			13-0283				26	87	117						
		15-		•			15-1414		36	30	52	90	43,5					11	2
<b>Octavia III (1Z3, 1Z5), SW '04- 13</b>			L/R			NOTE	METELLI ref.	ABS	A	B	C	D	E	F	H	I	L	M	Fig
1.6 (75 kW) Eng. CCSA/ CMXA		08-13	L			M/T	17-0763		36			90	100		40			544	
		08-13	R			M/T	17-0764		36			90	100		40			798	
1.9 TDi (77 kW) Eng. BKC/ BJB/ BLS/ BXE		04-13	L			FWD, M/T	17-0759		36			90	100		40			521	
		04-13	R			FWD, M/T	17-0760		36			90	100		40			813	





























<b>Octavia III (1Z3, 1Z5), SW '04- 13</b>			L/R			NOTE	METELLI ref.	ABS	A	B	C	D	E	F	H	I	L	M	Fig		
2.0 TDi, 4WD (81 kW) Eng. CLCA/ CFHF		10-		•		FWD	<b>13-0320</b>				25	90	107								
		10-		•		FWD	<b>15-1463</b>		36	27	59,5	97,95	40,5						13	2	
<b>Octavia IV, SW (5E3, 5E5) '13-</b>			L/R			NOTE	METELLI ref.	ABS	A	B	C	D	E	F	H	I	L	M	Fig		
1.2 TSi (63 kW) Eng. CJZB		13-		•			<b>13-0319</b>				26	87	117								
		13-		•			<b>15-1467</b>		36	30	59,5	90	40						13	2	
1.2 TSi (77 kW) Eng. CJZA		13-		•		M/T	<b>13-0319</b>				26	87	117								
		13-		•		Doppia Frizione/Double Clutch	<b>13-0480</b>				25,5	94	116								
		13-		•		M/T	<b>15-1467</b>		36	30	59,5	90	40							13	2
		13-		•		Doppia Frizione/Double Clutch	<b>15-1708</b>		36	33	59,5	93,7	39,8							13	2
1.4 TSi (103 kW) Eng. CHPA		13-		•			<b>13-0480</b>				25,5	94	116								
		13-		•			<b>15-1708</b>		36	33	59,5	93,7	39,8						13	2	
1.6 TDi (66 kW) Eng. CLHB		13-		•			<b>13-0319</b>				26	87	117								
		13-		•			<b>15-1467</b>		36	30	59,5	90	40						13	2	
1.6 TDi, 4WD (77 kW) Eng. CLHA		13-		•			<b>13-0319</b>				26	87	117								
		13-		•			<b>15-1467</b>		36	30	59,5	90	40						13	2	
1.8 TSi, 4WD (132 kW) Eng. CJSA /CJSB		13-		•			<b>13-0319</b>				26	87	117								
		13-		•			<b>15-1467</b>		36	30	59,5	90	40						13	2	
2.0 TDi, 4WD (110 kW) Eng. CKFC		13-		•			<b>13-0319</b>				26	87	117								
		13-		•			<b>15-1467</b>		36	30	59,5	90	40						13	2	
2.0 TDi, 4WD (135 kW) Eng. CUPA / CUNA		13-		•		A/T	<b>13-0585</b>				27,3	96,5	109								
		13-		•		M/T	<b>13-0319</b>				26	87	117								
		13-		•		A/T	<b>15-1786</b>		36	27	59,4	99,9	39							13a	1
		13-		•		M/T	<b>15-1467</b>		36	30	59,5	90	40							13	2
2.0 TSi (162 kW) Eng. CHHB		13-		•			<b>13-0585</b>				27,3	96,5	109								
		13-		•			<b>15-1786</b>		36	27	59,4	99,9	39						13a	1	
<b>Rapid II, SW (NH1, 3) '13-</b>			L/R			NOTE	METELLI ref.	ABS	A	B	C	D	E	F	H	I	L	M	Fig		
1.2 (55 kW) Eng. CGPC		13-		•			<b>13-0545</b>				22	75	112								
		13-		•			<b>15-1770</b>		36	30	52	85	43						11	2	
1.2 TSi (63 kW) Eng. CBZA		13-		•			<b>13-0283</b>				26	87	117								
		13-		•			<b>15-1414</b>		36	30	52	90	43,5						11	2	

<b>Rapid II, SW (NH1, 3) '13-</b>			L/R			NOTE	METELLI ref.	ABS	A	B	C	D	E	F	H	I	L	M	Fig	
1.2 TSi (77 kW) Eng. CBZB		13-					13-0283				26	87	117							
		13-					15-1414	36	30	52	90	43,5						11	2	
1.4 TSI (90 kW) Eng. CAXA		13-					13-0283				26	87	117							
		13-					15-1414	36	30	52	90	43,5						11	2	
1.6 (77 kW) Eng. CFNA		13-			M/T		13-0283				26	87	117							
		13-			M/T		15-1414	36	30	52	90	43,5						11	2	
1.6 TDi (66 kW) Eng. CAYB		13-					13-0283				26	87	117							
		13-					15-1414	36	30	52	90	43,5						11	2	
1.6 TDi (77 kW) Eng. CAYC		13-					13-0283				26	87	117							
		13-					15-1414	36	30	52	90	43,5						11	2	
<b>Roomster (5J7) '06- 15</b>			L/R			NOTE	METELLI ref.	ABS	A	B	C	D	E	F	H	I	L	M	Fig	
1.2 12v (51 kW) Eng. CGPA		10-					13-0545				22	75	112							
		10-					15-1770	36	30	52	85	43						11	2	
1.2 TSi (63 kW) Eng. CBZA		10-					13-0545				22	75	112							
		10-					15-1770	36	30	52	85	43						11	2	
1.6 TDi (66 kW) Eng. CAYB		10-					13-0545				22	75	112							
		10-					15-1770	36	30	52	85	43						11	2	
<b>Superb II (3T4, 3T5), SW '08- 15</b>			L/R			NOTE	METELLI ref.	ABS	A	B	C	D	E	F	H	I	L	M	Fig	
1.4 TSi (92 kW) Eng. CAXC		08-					13-0585				27,3	96,5	109							
		08-					15-1786	36	27	59,4	99,9	39						13a	1	
2.0 TDi, 4WD (125 kW) Eng. BMN/ CBBB/ CFGB		08-					13-0585				27,3	96,5	109							
		08-					15-1786	36	27	59,4	99,9	39						13a	1	
2.0 TSi (147 kW) Eng. CCZA		10-					13-0585				27,3	96,5	109							
		10-					15-1786	36	27	59,4	99,9	39						13a	1	
3.6 TSi, 4WD (191 kW) Eng. CDVA		09-					13-0585				27,3	96,5	109							
		09-					15-1786	36	27	59,4	99,9	39						13a	1	
<b>Yeti (5L) '09-</b>			L/R			NOTE	METELLI ref.	ABS	A	B	C	D	E	F	H	I	L	M	Fig	
1.6 (81 kW) Eng. CWVA		14-					13-0319				26	87	117							
		14-					15-1467	36	30	59,5	90	40						13	2	










<b>Forfour I (454) '04- 06</b>			L/R			NOTE	METELLI ref.	ABS	A	B	C	D	E	F	H	I	L	M	Fig
1.1 (47 kW) Eng. M134.910		06-	L			M/T	<b>17-1164</b>		25		33	75,1	72,4		97,3	58	624	s3	
		06-	R			M/T	<b>17-1165</b>		25		33	75,1	72,4		97,3	58	916	s3	
1.1 (55 kW) Eng. M134.910		04-	L			M/T	<b>17-1164</b>		25		33	75,1	72,4		97,3	58	624	s3	
		04-	R			M/T	<b>17-1165</b>		25		33	75,1	72,4		97,3	58	916	s3	
1.3 (70 kW) Eng. M135.930		04-	L			M/T	<b>17-1164</b>		25		33	75,1	72,4		97,3	58	624	s3	
		04-	R			M/T	<b>17-1165</b>		25		33	75,1	72,4		97,3	58	916	s3	









































SUBARU


































<b>Forester III (SH) '08- 13</b>			L/R			NOTE	METELLI ref.	ABS	A	B	C	D	E	F	H	I	L	M	Fig
2.0 (110 kW) Eng. FB20		08-				•	<b>13-0608</b>				20	75	105						
		08-				•	<b>15-1839</b>		27	30	52	76,3	50,6					4	2
<b>Legacy V (BM, BR), SW '08-</b>			L/R			NOTE	METELLI ref.	ABS	A	B	C	D	E	F	H	I	L	M	Fig
2.0 i (110 kW) Eng. EJ204		09-				•	<b>13-0608</b>				20	75	105						
		09-				•	<b>15-1839</b>		27	30	52	76,3	50,6					4	2
2.0i (110 kW) Eng. EJ204		12-				•	<b>13-0608</b>				20	75	105						
		12-				•	<b>15-1839</b>		27	30	52	76,3	50,6					4	2
2.5 (123 kW) Eng. EJ253		09-				•	<b>13-0608</b>				20	75	105						
		09-				•	<b>15-1839</b>		27	30	52	76,3	50,6					4	2
2.5 GT (195 kW) Eng. EJ255		10-				•	<b>13-0608</b>				20	75	105						
		10-				•	<b>15-1839</b>		27	30	52	76,3	50,6					4	2
<b>Outback III (BM, BR) '09- 14</b>			L/R			NOTE	METELLI ref.	ABS	A	B	C	D	E	F	H	I	L	M	Fig
2.5i (123 kW) Eng. EJ253		09-				•	<b>13-0608</b>				20	75	105						
		09-				•	<b>15-1839</b>		27	30	52	76,3	50,6					4	2
3.6 (191 kW) Eng. EZ36D		09-				•	<b>13-0608</b>				20	75	105						
		09-				•	<b>15-1839</b>		27	30	52	76,3	50,6					4	2
<b>XV '12-</b>			L/R			NOTE	METELLI ref.	ABS	A	B	C	D	E	F	H	I	L	M	Fig
1.6 i (84 kW) Eng. FB16B		12-				•	<b>13-0608</b>				20	75	105						
		12-				•	<b>15-1839</b>		27	30	52	76,3	50,6					4	2
2.0 i-ES (110 kW) Eng. FB20B		12-				•	<b>13-0608</b>				20	75	105						
		12-				•	<b>15-1839</b>		27	30	52	76,3	50,6					4	2

Splash '08-			L/R			NOTE	METELLI ref.	ABS	A	B	C	D	E	F	H	I	L	M	Fig
1.2 VVT (66-69 kW) Eng. K12B		10-		•		A/T	13-0571				20	68	100						
		10-		•		M/T	13-0523				17	68	100						
		10-		•		A/T	15-1790		25	28	49	76,3	50,3					5	2
		10-		•		M/T	15-1724		25	20	49	72,3	50,2					5	1
1.3 DDiS (55 kW) Eng. D13A		08-		•			13-0581				22	72	127						
		08-		•			15-1781		25	21	49	75,1	50,2					5	1
Swift III (SG) '05- 10			L/R			NOTE	METELLI ref.	ABS	A	B	C	D	E	F	H	I	L	M	Fig
1.3 DDiS (55 kW) Eng. D13A		05-		•			13-0581				22	72	127						
		05-		•			15-1781		25	21	49	75,1	50,2					5	1
Swift IV (FZ, NZ) '10-			L/R			NOTE	METELLI ref.	ABS	A	B	C	D	E	F	H	I	L	M	Fig
1.2, 4WD (69 kW) Eng. K12B		10-		•		M/T, Made in Hungary	13-0571				20	68	100						
		10-		•		M/T, Made in Hungary	15-1790		25	28	49	76,3	50,3					5	2
1.3 DDiS (55 kW) Eng. D13A		10-		•		M/T, Made in Hungary	13-0571				20	68	100						
		10-		•		M/T, Made in Hungary	15-1790		25	28	49	76,3	50,3					5	2
Vitara (ET, TA) '88- 99			L/R			NOTE	METELLI ref.	ABS	A	B	C	D	E	F	H	I	L	M	Fig
1.9 D, Cabrio (50 kW) Eng. XUD9/ A		95-98		•		M/T	13-0261				21	73	91						
		95-98		•		M/T	15-1380		26	22	48	79	115,4					12	1
1.9 D, Cabrio (55 kW) Eng. XUD9SD		96-99		•		M/T	13-0261				21	73	91						
		96-99		•		M/T	15-1380		26	22	48	79	115,4					12	1
2.0 TD (52-64 kW) Eng. RFS/RFM		94-98		•		M/T	13-0262				22	76	113						
		94-98		•			15-1540		26	30	47,9	83	115,8					12	2





## TOYOTA

Avensis II (T25), SW '03- 09			L/R			NOTE	METELLI ref.	ABS	A	B	C	D	E	F	H	I	L	M	Fig
2.0 D-4D (93 kW) Eng. 1ADFTV		06-		•		+ABS, Attention to ABS position	15-1544	48	26	25	58	90,2	59					5	1
Avensis III (T27), SW '09-			L/R			NOTE	METELLI ref.	ABS	A	B	C	D	E	F	H	I	L	M	Fig
1.6 (97 kW) Eng. 1ZRFAE		09-		•			13-0603				24	80	116						
		09-		•			15-1818		26	23	61,1	84,9	59,7					5	2



























			L/R			NOTE	METELLI ref.	ABS	A	B	C	D	E	F	H	I	L	M	Fig
<b>Avensis III (T27), SW '09-</b>			L/R			NOTE	METELLI ref.	ABS	A	B	C	D	E	F	H	I	L	M	Fig
1.8 (108 kW) Eng. 2ZRFAE		09-		•			13-0603				24	80	116						
		09-		•			15-1818		26	23	61,1	84,9	59,7					5	2
2.0 (112 kW) Eng. 3ZRFAE		09-		•			13-0603				24	80	116						
		09-		•			15-1818		26	23	61,1	84,9	59,7					5	2
2.0 D (93 kW) Eng. 1ADFTV		09-		•			13-0540				21	85	103						
		09-		•			15-1896		30	25	61	90,3	58					11	1
2.0 D-4D (91 kW) Eng. 1ADFTV		12-		•			13-0540				21	85	103						
		12-		•			15-1896		30	25	61	90,3	58					11	1
<b>Aygo I (KGB,WNB) '05- 14</b>			L/R			NOTE	METELLI ref.	ABS	A	B	C	D	E	F	H	I	L	M	Fig
1.4 HDi (40 kW) Eng. DV4D		05-		•			15-1515		24	20	49,5	73	55					5a	1
<b>Corolla V (E10), SW, Compact, Liftback '92- 97</b>			L/R			NOTE	METELLI ref.	ABS	A	B	C	D	E	F	H	I	L	M	Fig
1.6 Si, GLi (AE101) (66-70-74-76-78-81-85 kW) Eng. 4AFE		95-97	L		M/T		17-1251		26		23	83,2	84,7		96,1	59,9	607	s3	
		95-97	R		M/T		17-1252		26		23	83,2	84,7		96,1	59,9	923	s3	
<b>Corolla VI (E11), SW, Compact, Liftback '97- 02</b>			L/R			NOTE	METELLI ref.	ABS	A	B	C	D	E	F	H	I	L	M	Fig
1.4 (EE111) (63 kW) Eng. 4EFE		97-	L		M/T		17-1251		26		23	83,2	84,7		96,1	59,9	607	s3	
		97-	R		M/T		17-1252		26		23	83,2	84,7		96,1	59,9	923	s3	
<b>Corolla VIII (E15) '07-</b>			L/R			NOTE	METELLI ref.	ABS	A	B	C	D	E	F	H	I	L	M	Fig
1.4 D-4D (66 kW) Eng. 1ND-TV		07-		•	+ABS		13-0540				21	85	103						
		07-		•	+ABS		15-1544	48	26	25	58	90,2	59					5	1
1.4 VVT-i (71 kW) Eng. 4ZZ-FE		07-		•	+ABS, Made in Europe		13-0370				22	82	126						
		07-		•	+ABS, Made in Europe		15-1539	48	26	23	58	82	59,5					5	1
1.6 VVT-i (80-81 kW) Eng. 3ZZ-FE		07-		•	+ABS, Made in Europe		13-0370				22	82	126						
		07-		•	+ABS, Made in Europe		15-1539	48	26	23	58	82	59,5					5	1
<b>Corolla VIII Verso (R1) '04- 09</b>			L/R			NOTE	METELLI ref.	ABS	A	B	C	D	E	F	H	I	L	M	Fig
2.0 D-4D (85 kW) Eng. 1CDFTV		04-		•			13-0599				25	90	107						
		04-		•	+ABS		15-1814	48	26	26	62,9	90,8	59,7					5	1




















<b>Rav 4 II (XA2) '00- 06</b>			L/R			NOTE	METELLI ref.	ABS	A	B	C	D	E	F	H	I	L	M	Fig	
2.0 VVTi 4WD (110 kW) Eng. 1AZFE/ FSE		00-06		•		M/T	<b>13-0530</b>				25	90	107							
		00-06		•		+ABS, M/T	<b>15-1536</b>	48	26	27	63,2	94,5	58,5						5	2
<b>Verso I '09- 15</b>			L/R			NOTE	METELLI ref.	ABS	A	B	C	D	E	F	H	I	L	M	Fig	
1.6 (97 kW) Eng. 1ZRFAE		09-		•			<b>13-0603</b>				24	80	116							
		09-		•			<b>15-1818</b>		26	23	61,1	84,9	59,7						5	2
1.8 (108 kW) Eng. 2ZRFAE		09-		•		A/T	<b>13-0603</b>				24	80	116							
		09-		•		A/T	<b>15-1818</b>		26	23	61,1	84,9	59,7						5	2
2.2 D-Cat (110-130 kW) Eng. 2ADFTV/ 2ADFHV		09-		•			<b>13-0634</b>				22	82	126							
		09-		•			<b>15-1878</b>		30	33	61,13	83,58	55,95						5	2
<b>Yaris I (CP10)/ Vitz/Platz '99- 05</b>			L/R			NOTE	METELLI ref.	ABS	A	B	C	D	E	F	H	I	L	M	Fig	
1.0 16v (50 kW) Eng. 1SZFE		99-05	L	•		+ABS, Made in Japan	<b>13-0640</b>				20	68	100							
		99-05	L	•		+ABS, Made in Japan	<b>15-1884</b>	48	24	19	58	70	57,5						5a	2
1.3 (64 kW) Eng. 2SZFE		02-	L			+ABS, M/T	<b>17-1253</b>	48	24		23	77,2	78,2		91	60,3	635	s3		
		02-	R			+ABS, M/T	<b>17-1254</b>	48	24		23	77,2	78,2		91	60,3	876	s3		
1.3 16v (NCP10) (63 kW) Eng. 2NZFE		99-	L			+ABS, M/T	<b>17-1253</b>	48	24		23	77,2	78,2		91	60,3	635	s3		
		99-	R			+ABS, M/T	<b>17-1254</b>	48	24		23	77,2	78,2		91	60,3	876	s3		
<b>Yaris II (C/SP9) '06- 11</b>			L/R			NOTE	METELLI ref.	ABS	A	B	C	D	E	F	H	I	L	M	Fig	
1.0 VVT-i (51-52 kW) Eng. 1KRFE		06-		•		Made in France	<b>13-0641</b>				22	75	112							
		06-		•		Made in France	<b>15-1885</b>		26	24	55,6	86	59						5	1
1.3 VVT-i, 4WD (64 kW) Eng. 2SZFE/2NZFE		06-		•		Made in France	<b>13-0641</b>				22	75	112							
		06-		•		Made in France	<b>15-1885</b>		26	24	55,6	86	59						5	1
<b>Yaris III (P13) '11-</b>			L/R			NOTE	METELLI ref.	ABS	A	B	C	D	E	F	H	I	L	M	Fig	
1.0 (51 kW) Eng. 1KRFE		11-		•			<b>13-0622</b>				20	68	100							
		11-		•			<b>15-1805</b>		26	21	55,63	75,08	59,45						5	1

## VOLKSWAGEN































<b>Bora (1J2, 1J6), Variant '98- 04</b>			L/R			NOTE	METELLI ref.	ABS	A	B	C	D	E	F	H	I	L	M	Fig
1.9 TDi, 4motion (74 kW) Eng. ATD/ AXR		98-	L			A/T	<b>17-1261</b>		36			98	85,7		78		521	s10	
		98-	R			A/T	<b>17-1262</b>		36			98	85,7		78		815	s10	



































<b>Bora (1J2, 1J6), Variant '98- 04</b>			L/R			NOTE	METELLI ref.	ABS	A	B	C	D	E	F	H	I	L	M	Fig
1.9 TDi, 4motion (85 kW) Eng. AJM/ AUY		98-	L			A/T	17-1261		36			98	85,7		78		521	s10	
		98-	R			A/T	17-1262		36			98	85,7		78		815	s10	
1.9 TDi, 4motion (96 kW) Eng. ASZ		98-	L			A/T	17-1261		36			98	85,7		78		521	s10	
		98-	R			A/T	17-1262		36			98	85,7		78		815	s10	
2.3 VR5, 4motion (110 kW) Eng. AGZ		98-	L			A/T	17-1261		36			98	85,7		78		521	s10	
		98-	R			A/T	17-1262		36			98	85,7		78		815	s10	
<b>Eos I '06- 13</b>			L/R			NOTE	METELLI ref.	ABS	A	B	C	D	E	F	H	I	L	M	Fig
2.0 16v TSi (155 kW) Eng. CCZB		09-				•	13-0585				27,3	96,5	109						
		09-				•	15-1786		36	27	59,4	99,9	39						13a
3.2 FSI (184 kW) Eng. BUB/ CBRA		06-				•	13-0585				27,3	96,5	109						
		06-				•	15-1786		36	27	59,4	99,9	39						13a
3.2 V6 (191 kW)		09-				•	13-0585				27,3	96,5	109						
		09-				•	15-1786		36	27	59,4	99,9	39						13a
<b>Golf IV (1J1, 5), Variant '97- 03</b>			L/R			NOTE	METELLI ref.	ABS	A	B	C	D	E	F	H	I	L	M	Fig
1.8 T. (110 kW) Eng. AGU/ ARZ/ AUM		98-	L			A/T	17-1261		36			98	85,7		78		521	s10	
		98-	R			A/T	17-1262		36			98	85,7		78		815	s10	
1.9 TDi, 4motion (74 kW) Eng. ATD/ AXR		98-	L			A/T	17-1261		36			98	85,7		78		521	s10	
		98-	R			A/T	17-1262		36			98	85,7		78		815	s10	
1.9 TDi, 4motion (85 kW) Eng. AJM/ AUY		98-	L			A/T	17-1261		36			98	85,7		78		521	s10	
		98-	R			A/T	17-1262		36			98	85,7		78		815	s10	
1.9 TDi, 4motion (96 kW) Eng. ASZ		98-	L			A/T	17-1261		36			98	85,7		78		521	s10	
		98-	R			A/T	17-1262		36			98	85,7		78		815	s10	
2.3 VR5, 4motion (110 kW) Eng. AGZ		98-	L			A/T	17-1261		36			98	85,7		78		521	s10	
		98-	R			A/T	17-1262		36			98	85,7		78		815	s10	
<b>Golf V (1K1, 5), Variant '03- 08</b>			L/R			NOTE	METELLI ref.	ABS	A	B	C	D	E	F	H	I	L	M	Fig
1.9 TDi (77 kW) Eng. BKC/ BJB/ BLS/ BXE		03-	L			A/T, 6Sp	17-1085		36			98	85,7		40,1		478	s15	
		03-	R			A/T, 6Sp	17-1263		36			98	85,7		40,1		749	s10	
1.9 TDi 4motion (77 kW) Eng. BKC/ BJB/ BLS		03-	L			A/T, 6Sp	17-1085		36			98	85,7		40,1		478	s15	
		03-	R			A/T, 6Sp	17-1263		36			98	85,7		40,1		749	s10	
2.0 TDi (100 kW) Eng. AZV		03-	L			A/T, Ch 1K5B068302-	17-1085		36			98	85,7		40,1		478	s15	
		03-	R			A/T, Ch 1K5B068302-	17-1086		36			98	85,7		40,1		755	s15	
































Golf V (1K1, 5), Variant '03- 08			L/R			NOTE	METELLI ref.	ABS	A	B	C	D	E	F	H	I	L	M	Fig	
2.0 TDi (103 kW) Eng. BKD/ BMM/ CBDB		03-	L			A/T, Ch 1K5B068302-	17-1085		36			98	85,7		40,1		478	s15		
		03-	R			A/T, Ch 1K5B068302-	17-1086		36			98	85,7		40,1		755	s15		
2.0 TDi 4motion (100 kW) Eng. AZV		07-	L			A/T, Ch 1K5B068302-	17-1085		36			98	85,7		40,1		478	s15		
		07-	R			A/T, Ch 1K5B068302-	17-1086		36			98	85,7		40,1		755	s15		
2.0 TDi 4motion (103 kW) Eng. BKD/ BMM		03-	L			A/T, Ch 1K5B068302-	17-1085		36			98	85,7		40,1		478	s15		
		03-	R			A/T, Ch 1K5B068302-	17-1086		36			98	85,7		40,1		755	s15		
Golf V Plus (1KP) '05- 08			L/R			NOTE	METELLI ref.	ABS	A	B	C	D	E	F	H	I	L	M	Fig	
1.9 TDi (77 kW) Eng. BKC		05-	L			A/T, 6Sp	17-1085		36			98	85,7		40,1		478	s15		
		05-08	R			M/T, 6Sp	17-1086		36			98	85,7		40,1		755	s15		
2.0 TDi (100 kW) Eng. AZV		05-	L			A/T, Ch 1K5B068302-	17-1085		36			98	85,7		40,1		478	s15		
		05-	R			A/T, Ch 1K5B068302-	17-1086		36			98	85,7		40,1		755	s15		
2.0 TDi (103 kW) Eng. BKD/ BMM		05-	L			A/T, Ch 1K5B068302-	17-1085		36			98	85,7		40,1		478	s15		
		05-	R			A/T, Ch 1K5B068302-	17-1086		36			98	85,7		40,1		755	s15		
Golf VI (517) Cabrio '11-			L/R			NOTE	METELLI ref.	ABS	A	B	C	D	E	F	H	I	L	M	Fig	
1.2 TSi (77 kW) Eng. CBZB/ CJZA		11-			•	Doppia Frizione/Double Clutch	13-0480				25,5	94	116							
		11-			•	Doppia Frizione/Double Clutch	15-1708		36	33	59,5	93,7	39,8					13	2	
		11-			•	M/T, Exc. Doppia Frizione/Double Clutch	16-1010C			33		100								
1.4 TSi (118 kW) Eng. CAVD/ CLWA/ CTHD/ CTKA		11-			•	M/T	13-0319				26	87	117							
		11-			•	Doppia Frizione/ Double Clutch	13-0320				25	90	107							
	11-			•	M/T	15-1467		36	30	59,5	90	40					13	2		
	11-			•	Doppia Frizione/ Double Clutch	15-1463		36	27	59,5	97,95	40,5					13	2		
	11-			•	M/T, Exc. Doppia Frizione/Double Clutch	16-1010C			33		100									
1.4 TSi (90 kW) Eng. CAXA		11-			•	M/T	13-0319				26	87	117							
		11-			•	Doppia Frizione/ Double Clutch	13-0320				25	90	107							
	11-			•	M/T	15-1467		36	30	59,5	90	40					13	2		
	11-			•	Doppia Frizione/ Double Clutch	15-1463		36	27	59,5	97,95	40,5					13	2		
	11-			•	M/T, Exc. Doppia Frizione/Double Clutch	16-1010C			33		100									
1.6 TDi (77 kW) Eng. CAYC		11-			•	M/T	13-0319				26	87	117							
		11-			•	Doppia Frizione/ Double Clutch	13-0320				25	90	107							
	11-			•	M/T	15-1467		36	30	59,5	90	40					13	2		
	11-			•	Doppia Frizione/ Double Clutch	15-1463		36	27	59,5	97,95	40,5					13	2		
	11-			•	M/T, Exc. Doppia Frizione/Double Clutch	16-1010C			33		100									
























# VOLKSWAGEN































<b>Golf VI (517) Cabrio '11-</b>			L/R			NOTE	METELLI ref.	ABS	A	B	C	D	E	F	H	I	L	M	Fig	
2.0 TDi (103 kW) Eng. CFHC		11-		•		M/T	<b>13-0319</b>				26	87	117							
		11-		•		Doppia Frizione/ Double Clutch	<b>13-0320</b>				25	90	107							
		11-		•		M/T	<b>15-1467</b>		36	30	59,5	90	40						13	2
		11-		•		Doppia Frizione/ Double Clutch	<b>15-1463</b>		36	27	59,5	97,95	40,5						13	2
<b>Golf VI (5K1), Variant '08- 12</b>			L/R			NOTE	METELLI ref.	ABS	A	B	C	D	E	F	H	I	L	M	Fig	
1.6 TDi, 4motion (77 kW) Eng. CAYC		09-		•		M/T, 5sp	<b>13-0319</b>				26	87	117							
		09-		•		M/T, 5sp	<b>15-1467</b>		36	30	59,5	90	40						13	2
		09-12	L			FWD, M/T	<b>17-0759</b>		36			90	100		40			521		
		09-12	R			FWD, M/T	<b>17-0760</b>		36			90	100		40			813		
2.0 R 4motion (188 kW) Eng. CDLC		09-		•			<b>13-0585</b>				27,3	96,5	109							
		09-		•			<b>15-1786</b>		36	27	59,4	99,9	39					13a	1	
2.0 R, 4motion (199 kW) Eng. CDLF		10-		•			<b>13-0585</b>				27,3	96,5	109							
		10-		•			<b>15-1786</b>		36	27	59,4	99,9	39					13a	1	
2.0 TDi (125 kW) Eng. CBBB/ CFGB		09-		•		M/T	<b>13-0585</b>				27,3	96,5	109							
		09-		•		M/T	<b>15-1786</b>		36	27	59,4	99,9	39					13a	1	
2.0 TSi (147 kW) Eng. CBFA/ CCTA		09-1/10		•			<b>13-0585</b>				27,3	96,5	109							
		09-1/10		•			<b>15-1786</b>		36	27	59,4	99,9	39					13a	1	
<b>Golf VII (5G1, BA5), Variant '12-</b>			L/R			NOTE	METELLI ref.	ABS	A	B	C	D	E	F	H	I	L	M	Fig	
1.2 TSi (81 kW) Eng. CYVB		14-		•		M/T	<b>13-0319</b>				26	87	117							
		14-		•		Doppia Frizione/Double Clutch	<b>13-0480</b>				25,5	94	116							
		14-		•		M/T	<b>15-1467</b>		36	30	59,5	90	40						13	2
		14-		•		Doppia Frizione/Double Clutch	<b>15-1708</b>		36	33	59,5	93,7	39,8						13	2
1.4 TGi (81 kW) Eng. CPWA/ CZBA		13-		•		M/T, 6Sp	<b>13-0480</b>				25,5	94	116							
		14-		•		6/7Sp, Doppia Frizione/Double Clutch	<b>13-0319</b>				26	87	117							
		13-		•		M/T, 6Sp	<b>15-1708</b>		36	33	59,5	93,7	39,8						13	2
		14-		•		6/7Sp, Doppia Frizione/Double Clutch	<b>15-1467</b>		36	30	59,5	90	40						13	2
1.4 TSi (110 kW) Eng. CHPB/CZDA/CZEA		14-		•		M/T	<b>13-0480</b>				25,5	94	116							
		14-		•		M/T	<b>15-1708</b>		36	33	59,5	93,7	39,8						13	2
1.4 TSi (92 kW) Eng. CZCA		14-		•			<b>13-0480</b>				25,5	94	116							
		14-		•			<b>15-1708</b>		36	33	59,5	93,7	39,8						13	2































<b>Golf VII (5G1, BA5), Variant '12-</b>			L/R			NOTE	METELLI ref.	ABS	A	B	C	D	E	F	H	I	L	M	Fig		
1.6 TDi (66 kW) Eng. CLHB/ CRKA/ CXXA		13-		•			<b>13-0480</b>				25,5	94	116								
		13-		•			<b>15-1708</b>		36	33	59,5	93,7	39,8						13	2	
1.6 TDi, 4motion (81 kW) Eng. CRKB/ CLHA/ CXXB		13-		•			<b>13-0480</b>				25,5	94	116								
		13-		•			<b>15-1708</b>		36	33	59,5	93,7	39,8						13	2	
2.0 GTD (135 kW) Eng. CUNA		13-		•			<b>13-0585</b>				27,3	96,5	109								
		13-		•			<b>15-1786</b>		36	27	59,4	99,9	39						13a	1	
2.0 R (221 kW) Eng. CJXC		14-		•		M/T, 6Sp	<b>13-0585</b>				27,3	96,5	109								
		13-		•		6Sp, Doppia Frizione/Double Clutch	<b>13-0319</b>				26	87	117								
		14-		•		M/T, 6Sp	<b>15-1786</b>		36	27	59,4	99,9	39							13a	1
		13-		•		6Sp, Doppia Frizione/Double Clutch	<b>15-1467</b>		36	30	59,5	90	40							13	2
2.0 R 4motion (206 kW) Eng. CJXB		13-		•			<b>13-0585</b>				27,3	96,5	109								
		13-		•			<b>15-1786</b>		36	27	59,4	99,9	39						13a	1	
2.0 TDi (81 kW) Eng. CRVA		12-		•		M/T	<b>13-0480</b>				25,5	94	116								
		12-		•		M/T	<b>15-1708</b>		36	33	59,5	93,7	39,8						13	2	
2.0 TSi (155 kW) Eng. CNTA		13-		•			<b>13-0585</b>				27,3	96,5	109								
		13-		•			<b>15-1786</b>		36	27	59,4	99,9	39						13a	1	
2.0 TSi GTi (162 kW) Eng. CHHB		13-		•			<b>13-0585</b>				27,3	96,5	109								
		13-		•			<b>15-1786</b>		36	27	59,4	99,9	39						13a	1	
2.0 TSi GTi (169 kW) Eng. CHHA		13-		•			<b>13-0585</b>				27,3	96,5	109								
		13-		•			<b>15-1786</b>		36	27	59,4	99,9	39						13a	1	
<b>Golf VII Sportsvan '14-</b>			L/R			NOTE	METELLI ref.	ABS	A	B	C	D	E	F	H	I	L	M	Fig		
1.2 TSi (63 kW) Eng. CYVA		14-		•			<b>13-0319</b>				26	87	117								
		14-		•			<b>15-1467</b>		36	30	59,5	90	40						13	2	
1.2 TSi (81 kW) Eng. CYVB		14-		•		M/T	<b>13-0319</b>				26	87	117								
		14-		•		Doppia Frizione/Double Clutch	<b>13-0480</b>				25,5	94	116								
		14-		•		M/T	<b>15-1467</b>		36	30	59,5	90	40							13	2
		14-		•		Doppia Frizione/Double Clutch	<b>15-1708</b>		36	33	59,5	93,7	39,8							13	2
1.4 TSi (110 kW) Eng. CZDA		14-		•		M/T	<b>13-0480</b>				25,5	94	116								
		14-		•		M/T	<b>15-1708</b>		36	33	59,5	93,7	39,8						13	2	
1.4 TSi (92 kW) Eng. CZCA		14-		•			<b>13-0480</b>				25,5	94	116								
		14-		•			<b>15-1708</b>		36	33	59,5	93,7	39,8						13	2	

## VOLKSWAGEN

<b>Golf VII Sportsvan '14-</b>			L/R			NOTE	METELLI ref.	ABS	A	B	C	D	E	F	H	I	L	M	Fig		
1.6 (81 kW) Eng. CWVA		14-		•			<b>13-0319</b>				26	87	117								
		14-		•			<b>15-1467</b>	36	30	59,5	90	40						13	2		
1.6 TDi (66 kW) Eng. CRKA		14-		•			<b>13-0319</b>				26	87	117								
		14-		•			<b>15-1467</b>	36	30	59,5	90	40						13	2		
1.6 TDi (81 kW) Eng. CXXB/CRKB		14-		•			<b>13-0480</b>				25,5	94	116								
		14-		•			<b>15-1708</b>	36	33	59,5	93,7	39,8						13	2		
2.0 TDi (110 kW) Eng. CKFC/ CRBC/ CRLB/ CRMB		14-		•		M/T	<b>13-0319</b>				26	87	117								
		14-		•		Doppia Frizione/Double Clutch	<b>13-0585</b>				27,3	96,5	109								
		14-		•		M/T	<b>15-1467</b>	36	30	59,5	90	40							13	2	
		14-		•		Doppia Frizione/Double Clutch	<b>15-1786</b>	36	27	59,4	99,9	39							13a	1	
2.0 TDi (81 kW) Eng. CRVA		14-		•		M/T	<b>13-0480</b>				25,5	94	116								
		14-		•		M/T	<b>15-1708</b>	36	33	59,5	93,7	39,8						13	2		
<b>Jetta III (1H2) '91- 98</b>			L/R			NOTE	METELLI ref.	ABS	A	B	C	D	E	F	H	I	L	M	Fig		
1.8 (66 kW) Eng. ABS/ ADZ		11/91-9/98		•		M/T+A/T	<b>13-0048</b>				22	83	79								
		11/91-9/98		•		M/T+A/T	<b>15-1009</b>	22	30	53	90	49						11	2		
		11/91-9/98	L		•		M/T+A/T	<b>16-1010B</b>			33	100									
		11/91-9/98	R		•		M/T+A/T	<b>16-1010A</b>			33	100									
		11/91-	L					<b>17-0187</b>	22	33		90	100		78			552	s10		
		11/91-	R					<b>17-0188</b>	22	33		90	100		78			792	s10		
1.9 D (47-50 kW) Eng. 1Y		11/91-9/98		•		M/T	<b>13-0005</b>				20	68	80								
		11/91-9/98		•		M/T	<b>14-0005</b>				21	94	97								
		11/91-9/98		•		M/T	<b>15-1021</b>	22	30	53	81	48						11	2		
		11/91-9/98		•		M/T	<b>16-1004</b>			33	94										
		11/91-	L			-ABS	<b>17-0121</b>	22	33		81	94		78			562	s10			
1.9 SDi (47 kW) Eng. AEY		97-98		•			<b>13-0005</b>				20	68	80								
		97-98		•			<b>15-1021</b>	22	30	53	81	48						11	2		
1.9 TD (55 kW) Eng. AAZ		11/91-9/98		•		M/T	<b>13-0048</b>				22	83	79								
		11/91-9/98		•		M/T	<b>15-1009</b>	22	30	53	90	49						11	2		
		11/91-9/98	L		•		M/T	<b>16-1010B</b>			33	100									
		11/91-9/98	R		•		M/T	<b>16-1010A</b>			33	100									
		11/91-	L					<b>17-0187</b>	22	33		90	100		78			552	s10		
11/91-		R					<b>17-0188</b>	22	33		90	100		78			792	s10			


































Jetta III (1H2) '91- 98		L/R			NOTE	METELLI ref.	ABS	A	B	C	D	E	F	H	I	L	M	Fig		
1.9 TDi (66 kW) Eng. 1Z		93-98		•	M/T	<b>13-0048</b>				22	83	79								
		93-98		•	M/T	<b>15-1009</b>		22	30	53	90	49						11	2	
		93-98	L		•	M/T	<b>16-1010B</b>			33		100								
		93-98	R		•	M/T	<b>16-1010A</b>			33		100								
		9/93-	L				<b>17-0123</b>		22	33		90	100		78		551		s10	
		9/93-	R				<b>17-0124</b>		22	33		90	100		78		783		s10	
1.9 TDi (66 kW) Eng. AHU/ ALE		93-98		•	M/T	<b>13-0048</b>				22	83	79								
		93-98		•	M/T	<b>15-1009</b>		22	30	53	90	49						11	2	
		93-98	L		•	M/T	<b>16-1010B</b>			33		100								
		93-98	R		•	M/T	<b>16-1010A</b>			33		100								
		9/93-	L				<b>17-0123</b>		22	33		90	100		78		551		s10	
		9/93-	R				<b>17-0124</b>		22	33		90	100		78		783		s10	
1.9 TDi (81 kW) Eng. AFN		96-98		•	M/T	<b>13-0048</b>				22	83	79								
		96-98		•	M/T	<b>15-1009</b>		22	30	53	90	49						11	2	
		96-98	L		•	M/T	<b>16-1010B</b>			33		100								
		96-98	R		•	M/T	<b>16-1010A</b>			33		100								
		96-98	L				<b>17-0123</b>		22	33		90	100		78		551		s10	
		96-98	R				<b>17-0124</b>		22	33		90	100		78		783		s10	
2.0 (85 kW) Eng. 2E/ ADY/ AGG/ AKR		91-98		•	A/T	<b>13-0048</b>				22	83	79								
		91-98		•	M/T, Ch 1HS000001-, Australia/Japan, Eng. ADY, 2E	<b>13-0048</b>				22	83	79								
		91-98		•	M/T	<b>13-0152</b>				26	87	117								
		91-98		•	A/T	<b>15-1009</b>		22	30	53	90	49							11	2
		91-98		•	M/T, Ch 1HS000001-, Australia/Japan, Eng. ADY, 2E	<b>15-1009</b>		22	30	53	90	49							11	2
		91-98		•	M/T	<b>15-1189</b>		36	30	52,8	90	40							11	2
		91-98	L		•	M/T+A/T, Ch 1HS000001-	<b>16-1010B</b>			33		100								
		91-98	R		•	M/T+A/T, Ch 1HS000001-	<b>16-1010A</b>			33		100								
		91-98	L			-ABS	<b>17-0187</b>		22	33		90	100		78		552		s10	
91-98		R			-ABS	<b>17-0357</b>		36	33		90	100		78		783		s10		
2.8 VR6 (120-128 kW) Eng. AAA		1/92-9/98		•	M/T	<b>13-0152</b>				26	87	117								
		1/92-9/98		•	M/T	<b>15-1189</b>		36	30	52,8	90	40						11	2	
		1/92-9/98	L		•	M/T	<b>16-1010B</b>			33		100								
		1/92-9/98	R		•	M/T	<b>16-1010A</b>			33		100								
		92-98	L			-ABS	<b>17-0187</b>		22	33		90	100		78		552		s10	
		92-98	R			-ABS	<b>17-0357</b>		36	33		90	100		78		783		s10	






























Jetta IV (1J2,5,6), SW '98- 06		L/R			NOTE	METELLI ref.	ABS	A	B	C	D	E	F	H	I	L	M	Fig
1.4 16v (55 kW) Eng. AHW/ AKQ/ APE/ AUA/ AXP/ BCA		10/98-		•		13-0154				22	76	113						
		98-		•		14-0020				21	94	97						
		10/98-		•		15-1241		36	30	53	81	40					11	2
		98-		•		16-1022			33		94							
		10/98-	L			17-0207		36	33		81	92		74			554	s14
		10/98-	R			17-0208		36	33		81	92		74			822	s14
1.6 (74 kW) Eng. AEH/ AKL/ APF		10/98-		•		13-0154				22	76	113						
		98-		•		14-0020				21	94	97						
		10/98-		•		15-1241		36	30	53	81	40					11	2
		98-		•		16-1022			33		94							
		98-	L			17-0207		36	33		81	92		74			554	s14
		98-	R			17-0208		36	33		81	92		74			822	s14
1.6 16v (77 kW) Eng. ATN/ AUS/ AZD/ BCB		00-		•		13-0152				26	87	117						
		00-		•		15-1189		36	30	52,8	90	40					11	2
1.8 T. (110 kW) Eng. AGU/ ARX/ AUM/ BAE		00-		•		13-0152				26	87	117						
		00-		•		15-1189		36	30	52,8	90	40					11	2
1.8 T. (132 kW) Eng. AUQ		02-		•	Ch -1J3W468501	13-0293				25	90	107						
		02-		•	Ch -1J3W468501	15-1428		36	27	53	98	40					11	2
1.8, 4motion (92 kW) Eng. AGN/ BAF		10/98-		•		13-0152				26	87	117						
		10/98-		•		15-1189		36	30	52,8	90	40					11	2
		98-		•	M/T, Exc. Doppia Frizione/Double Clutch	16-1010C			33		100							
		98-	L		M/T	17-0358		36	33		90	100		78			553	s10
		98-	R		M/T	17-0211		36	33		90	100		78			823	s10
1.9 TDi (81 kW) Eng. AHF/ ASV		10/98-		•		13-0152				26	87	117						
		10/98-		•		15-1189		36	30	52,8	90	40					11	2
		98-		•	M/T, Exc. Doppia Frizione/Double Clutch	16-1010C			33		100							
		98-01	L			17-0358		36	33		90	100		78			553	s10
		98-01	R			17-0211		36	33		90	100		78			823	s10
1.9 TDi, 4motion (110 kW) Eng. ARL		00-		•	Ch -1J3W468501	13-0293				25	90	107						
		00-		•	Ch -1J3W468501	15-1428		36	27	53	98	40					11	2
		00-		•	M/T, Exc. Doppia Frizione/Double Clutch	16-1010C			33		100							

































Jetta IV (1J2,5,6), SW '98- 06			L/R			NOTE	METELLI ref.	ABS	A	B	C	D	E	F	H	I	L	M	Fig	
1.9 TDi, 4motion (66 kW) Eng. AGR/ ALH		98-01		•			13-0152				26	87	117							
		98-01		•			15-1189	36	30	52,8	90	40						11	2	
		98-01	L		•			16-1010D			33	100								
		98-01	R		•	M/T+A/T		16-1010A			33	100								
		98-01	L			Exc. 4Motion		17-0358	36	33		90	100		78			553	s10	
		98-01	R			Exc. 4Motion		17-0211	36	33		90	100		78			823	s10	
2.0, 4motion (85 kW) Eng. APK/ AQY/ AZH/ AZG/ AZJ		10/98-		•			13-0152				26	87	117							
		10/98-		•			15-1189	36	30	52,8	90	40						11	2	
		98-			•	M/T, Exc. Doppia Frizione/Double Clutch		16-1010C			33	100								
		98-	L			Exc. 4Motion		17-0358	36	33		90	100		78			553	s10	
		98-	R			Exc. 4Motion		17-0211	36	33		90	100		78			823	s10	
2.3 VR5, 4motion (110 kW) Eng. AGZ		10/98-		•			13-0152				26	87	117							
		10/98-		•			15-1189	36	30	52,8	90	40						11	2	
		98-			•	M/T, Exc. Doppia Frizione/Double Clutch		16-1010C			33	100								
		98-	L			A/T		17-1261	36			98	85,7		78			521	s10	
		98-00	L			M/T		17-0747	36			90	108		78			544	s1	
		98-	R			A/T		17-1262	36			98	85,7		78			815	s10	
		98-00	R			M/T		17-0748	36			90	108		78			808	s1	
<b>Jetta VI (162) '11-</b>			L/R			NOTE	METELLI ref.	ABS	A	B	C	D	E	F	H	I	L	M	Fig	
2.5 FSI (125 kW) Eng. CBTA/ CBUA/ CCCA		10-		•	A/T		13-0320				25	90	107							
		10-		•	A/T		15-1463	36	27	59,5	97,95	40,5						13	2	
<b>Lupo (6X1, 6E1) '98- 05</b>			L/R			NOTE	METELLI ref.	ABS	A	B	C	D	E	F	H	I	L	M	Fig	
1.6 16v GTI (92 kW) Eng. ARC/ AVY		00-	L		M/T		17-1259	22			88	93,4		78,6			543	s10		
		00-	R		M/T		17-1260	22			88	91,7		78,6			758	s10		
<b>Passat V (3B3, 3B6), Variant '00- 05</b>			L/R			NOTE	METELLI ref.	ABS	A	B	C	D	E	F	H	I	L	M	Fig	
1.9 TDi (74 kW) Eng. AVB		00-		•	M/T		13-0196				24	90	90							
		00-		•	+ABS, A/T		15-1267	45	38	27	59,5	98	34					13	2	
1.9 TDi (96 kW) Eng. AVF/ AWX		00-05	L		+ABS, M/T		17-0603	45	38			98	130		34			601	s15	
		00-05	R		+ABS, M/T		17-0604	45	38			98	130		34			621	s15	





































<b>Passat V (3B3, 3B6), Variant '00- 05</b>			L/R			NOTE	METELLI ref.	ABS	A	B	C	D	E	F	H	I	L	M	Fig
2.0 (85 kW) Eng. AZM/ BFF		95-00	L			+ABS, A/T	<b>17-1083</b>	45	33			88	90		30,2		497	s15	
		95-01	L			+ABS, M/T	<b>17-0199</b>	45	33	28		88	108		30		609	s14	
		95-00	R			+ABS, A/T	<b>17-1084</b>	45	33			88	90		30,2		583	s15	
		95-01	R			+ABS, M/T	<b>17-0200</b>	45	33	28		88	108		30		635	s14	
<b>Passat VI (3C2, 3C5), Variant '05- 10</b>			L/R			NOTE	METELLI ref.	ABS	A	B	C	D	E	F	H	I	L	M	Fig
1.4 TSi (90 kW) Eng. CAXA		07-		•		M/T, 7 Sp	<b>13-0585</b>				27,3	96,5	109						
		07-		•		M/T, 7 Sp	<b>15-1786</b>		36	27	59,4	99,9	39					13a	1
1.6 (75 kW) Eng. BSE/ BSF		05-	L				<b>17-0763</b>	36				90	100		40		544		
		05-	R				<b>17-0764</b>	36				90	100		40		798		
1.8 16v TSi (118 kW) Eng. BZB		07-		•			<b>13-0585</b>				27,3	96,5	109						
		07-		•			<b>15-1786</b>		36	27	59,4	99,9	39					13a	1
1.9 TDi (77 kW) Eng. BKC/ BLS/ BXE		05-	L				<b>17-0759</b>	36				90	100		40		521		
		05-	R				<b>17-0760</b>	36				90	100		40		813		
2.0 FSi (125 kW) Eng. CCTB		05-	L			FWD, M/T	<b>17-0761</b>	36				100	108				488		
		05-	R			FWD, M/T	<b>17-0762</b>	36				100	108				795		
2.0 TDi (125 kW) Eng. BMN		08-		•		6Sp	<b>13-0585</b>				27,3	96,5	109						
		08-		•		6Sp	<b>15-1786</b>		36	27	59,4	99,9	39					13a	1
		08-	L			FWD, M/T	<b>17-0761</b>	36				100	108				488		
		08-	R			FWD, M/T	<b>17-0762</b>	36				100	108				795		
2.0 TDi Variant (100 kW) Eng. BMA/ CBAA		05-	L			A/T, Ch 1K5B068302-	<b>17-1085</b>	36				98	85,7		40,1		478	s15	
		05-	R			A/T	<b>17-1086</b>	36				98	85,7		40,1		755	s15	
2.0 TDi, 4motion (103 kW) Eng. BKP/ BMP/ CBAB		05-	L			A/T, Ch 1K5B068302-	<b>17-1085</b>	36				98	85,7		40,1		478	s15	
		05-	R			A/T	<b>17-1086</b>	36				98	85,7		40,1		755	s15	
2.0 TDi, 4motion (125 kW) Eng. BMR/ CBBB		05-	L			FWD, M/T	<b>17-0761</b>	36				100	108				488		
		05-	R			FWD, M/T	<b>17-0762</b>	36				100	108				795		
3.6 V6 FSi (220 kW) Eng. BWS/ BLV		08-		•			<b>13-0585</b>				27,3	96,5	109						
		08-		•			<b>15-1786</b>		36	27	59,4	99,9	39					13a	1
<b>Passat VII Coupe CC (357, 358) '08-</b>			L/R			NOTE	METELLI ref.	ABS	A	B	C	D	E	F	H	I	L	M	Fig
2.0 TSi (155 kW) Eng. CCZB		10-		•		7Sp, Doppia Frizione/Double Clutch	<b>13-0585</b>				27,3	96,5	109						
		10-		•		7Sp, Doppia Frizione/Double Clutch	<b>15-1786</b>		36	27	59,4	99,9	39					13a	1

<b>Passat VII, Variant, Alltrack (362, 365) '10- 14</b>			L/R			NOTE	METELLI ref.	ABS	A	B	C	D	E	F	H	I	L	M	Fig	
1.4 TSi (118 kW) Eng. CTHD		12-		•		M/T	13-0319				26	87	117							
		12-		•		Doppia frizione/Double clutch	13-0320				25	90	107							
		12-		•		M/T	15-1467	36	30	59,5	90	40							13	2
		12-		•		Doppia frizione/Double clutch	15-1463	36	27	59,5	97,95	40,5							13	2
2.0 TDi, 4motion (103 kW) Eng. CFFB		11-14	L			A/T, Ch 8P5A072501-	17-1085	36			98	85,7		40,1			478	s15		
		11-14	L/R			M/T, 6Sp, Ch -8P5A072500	17-0761	36			100	108					488			
		11-14	R			A/T, Ch 8P5A072501-	17-1086	36			98	85,7		40,1			755	s15		
		11-14	R			M/T, 6Sp, Ch 8P5A072501-	17-0762	36			100	108					795			
2.0 TSi (155 kW) Eng. CCZB		10-		•			13-0585				27,3	96,5	109							
			10-		•			15-1786	36	27	59,4	99,9	39						13a	1
3.6 FSi 4motion (220 kW) Eng. BWS		11-		•			13-0585				27,3	96,5	109							
			11-		•			15-1786	36	27	59,4	99,9	39						13a	1
<b>Passat VIII (3G2, 3G5), Variant, Alltrack '14-</b>			L/R			NOTE	METELLI ref.	ABS	A	B	C	D	E	F	H	I	L	M	Fig	
2.0 TDi 4motion (176 kW) Eng. CUA		14-		•			13-0585				27,3	96,5	109							
			14-		•			15-1786	36	27	59,4	99,9	39						13a	1
2.0 TDi, 4motion (110 kW) Eng. CRLB/ DFEA		14-		•			13-0585				27,3	96,5	109							
			14-		•			15-1786	36	27	59,4	99,9	39						13a	1
2.0 TDi, 4motion (140 kW) Eng. DDAA/ DFCA		14-		•			13-0585				27,3	96,5	109							
			14-		•			15-1786	36	27	59,4	99,9	39						13a	1
<b>Polo IV (6N2) '99- 01</b>			L/R			NOTE	METELLI ref.	ABS	A	B	C	D	E	F	H	I	L	M	Fig	
1.6 16v GTI (92 kW) Eng. ARC/ AVY		00-	L			M/T	17-1259	22				88	93,4		78,6		543	s10		
		00-	R			M/T	17-1260	22				88	91,7		78,6		758	s10		
<b>Polo V (9N) '01- 09</b>			L/R			NOTE	METELLI ref.	ABS	A	B	C	D	E	F	H	I	L	M	Fig	
1.4 16v (59 kW) Eng. BUD		06-09	L				17-0611	36	33			85	94		59		501	s10		
		06-09	R				17-0612	36	33			85	94		59		750	s10		
1.4 TDi (59 kW) Eng. BMS/ BNV		05-	L				17-0613	36				90			59		471	s1		
		05-	R				17-0614	36				90			59		757	s10		
<b>Polo VI (6R/C) '09-</b>			L/R			NOTE	METELLI ref.	ABS	A	B	C	D	E	F	H	I	L	M	Fig	
1.0 (44 kW) Eng. CHYA		14-		•			13-0545				22	75	112							
			14-		•			15-1770	36	30	52	85	43						11	2






Polo VI (6R/C) '09-		L/R			NOTE	METELLI ref.	ABS	A	B	C	D	E	F	H	I	L	M	Fig
1.0 (55 kW) Eng. CHYB		14-		●		13-0545				22	75	112						
		14-		●		15-1770		36	30	52	85	43					11	2
1.2 (44 kW) Eng. CHFA/ CGPB		09-		●		13-0545				22	75	112						
		09-		●		15-1770		36	30	52	85	43					11	2
		09-	L			17-1264		36			77	93,4		58,1		515	s10	
		09-	R			17-1265		36			77	93,4		58,1		765	s10	
1.2 (51 kW) Eng. CGPA		09-		●		13-0545				22	75	112						
		09-		●		15-1770		36	30	52	85	43					11	2
		09-	L			17-1264		36			77	93,4		58,1		515	s10	
		09-	R			17-1265		36			77	93,4		58,1		765	s10	
1.2 TDi (55 kW) Eng. CFWA		09-	L			17-1266		36			90	99,6		58,2		492	s10	
		09-	R			17-1267		36			90	99,6		58,3		785	s10	
1.2 TSi (66 kW) Eng. CJZC		14-		●		13-0283				26	87	117						
		14-		●		15-1414		36	30	52	90	43,5					11	2
1.2 TSi (81 kW) Eng. CJZD		14-		●		13-0283				26	87	117						
		14-		●		15-1414		36	30	52	90	43,5					11	2
1.4 (63 kW) Eng. CGGB/CDPA/CLPA		09-	L			17-1264		36			77	93,4		58,1		515	s10	
		09-	R			17-1265		36			77	93,4		58,1		765	s10	
1.4 BiFuel (60 kW) Eng. CMAA		10-		●		13-0545				22	75	112						
		10-		●		15-1770		36	30	52	85	43					11	2
1.4 GTI (132 kW) Eng. CAVE/ CTHE		10-		●	Doppia Frizione/Double Clutch	13-0553				27,3	96,5	109						
		10-		●	Doppia Frizione/Double Clutch	15-1771		36	27	52	97,95	39,5					11	2
1.4 TDi (55 kW) Eng. CUSA		14-		●		13-0283				26	87	117						
		14-		●		15-1414		36	30	52	90	43,5					11	2
		09-	L			17-1266		36			90	99,6		58,2		492	s10	
		09-	R			17-1267		36			90	99,6		58,3		785	s10	
1.4 TDi (66 kW) Eng. CUSB		14-		●		13-0283				26	87	117						
		14-		●		15-1414		36	30	52	90	43,5					11	2
		09-	L			17-1266		36			90	99,6		58,2		492	s10	
		09-	R			17-1267		36			90	99,6		58,3		785	s10	
1.4 TDi (77 kW) Eng. CYZA/CUTA		14-		●		13-0283				26	87	117						
		14-		●		15-1414		36	30	52	90	43,5					11	2

<b>Polo VI (6R/C) '09-</b>			L/R			NOTE	METELLI ref.	ABS	A	B	C	D	E	F	H	I	L	M	Fig	
1.4 TSi (110 kW) Eng. CZEA		14-		•			<b>13-0553</b>				27,3	96,5	109							
		14-		•			<b>15-1771</b>	36	27	52	97,95	39,5						11	2	
1.6 (81 kW) Eng. CWVA		14-		•			<b>13-0283</b>				26	87	117							
		14-		•			<b>15-1414</b>	36	30	52	90	43,5						11	2	
1.6 BiFuel (60 kW) Eng. CNKA		11-		•			<b>13-0283</b>				26	87	117							
		11-		•			<b>15-1414</b>	36	30	52	90	43,5						11	2	
1.6 TDi (55 kW) Eng. CAYA		09-	L				<b>17-1266</b>	36			90	99,6			58,2		492	s10		
		09-	R				<b>17-1267</b>	36			90	99,6			58,3		785	s10		
1.6 TDi (66 kW) Eng. CAYB		09-		•		Doppia Frizione/Double Clutch	<b>13-0553</b>				27,3	96,5	109							
		09-		•		Doppia Frizione/Double Clutch	<b>15-1771</b>	36	27	52	97,95	39,5						11	2	
		09-	L				<b>17-1266</b>	36			90	99,6			58,2		492	s10		
		09-	R				<b>17-1267</b>	36			90	99,6			58,3		785	s10		
1.8 GTi (141 kW) Eng. DAJB		14-		•			<b>13-0553</b>				27,3	96,5	109							
		14-		•			<b>15-1771</b>	36	27	52	97,95	39,5						11	2	
<b>Scirocco III (137,138) '08-</b>			L/R			NOTE	METELLI ref.	ABS	A	B	C	D	E	F	H	I	L	M	Fig	
2.0 R (188 kW) Eng. CDLC		09-		•			<b>13-0585</b>				27,3	96,5	109							
		09-		•			<b>15-1786</b>	36	27	59,4	99,9	39						13a	1	
2.0 TDi (125 kW) Eng. CBBB/ CFGB		09-		•			<b>13-0585</b>				27,3	96,5	109							
		09-		•			<b>15-1786</b>	36	27	59,4	99,9	39						13a	1	
2.0 TFSi R (195 kW) Eng. CDLA		09-		•			<b>13-0585</b>				27,3	96,5	109							
		09-		•			<b>15-1786</b>	36	27	59,4	99,9	39						13a	1	
2.0 TSi (155 kW) Eng. CCZB		12/09-		•			<b>13-0585</b>				27,3	96,5	109							
		12/09-		•			<b>15-1786</b>	36	27	59,4	99,9	39						13a	1	
<b>Sharan I (7M8, 7M9) '95- 10</b>			L/R			NOTE	METELLI ref.	ABS	A	B	C	D	E	F	H	I	L	M	Fig	
1.9 TDi (66 kW) Eng. 1Z		95-	L			M/T	<b>17-1257</b>	38			26	98	102		34,2	78	619	s3		
		95-	R			M/T	<b>17-1258</b>	38	35			98	102		34,2	39,5	558	s8		
1.9 TDi (66 kW) Eng. AHU/ ANU		95-	L			M/T	<b>17-1257</b>	38			26	98	102		34,2	78	619	s3		
		95-	R			M/T	<b>17-1258</b>	38	35			98	102		34,2	39,5	558	s8		
1.9 TDi (81 kW) Eng. AFN/ AVG		95-	L			M/T	<b>17-1257</b>	38			26	98	102		34,2	78	619	s3		
		95-	R			M/T	<b>17-1258</b>	38	35			98	102		34,2	39,5	558	s8		




























Sharan I (7M8, 7M9) '95- 10			L/R			NOTE	METELLI ref.	ABS	A	B	C	D	E	F	H	I	L	M	Fig
2.0 (85 kW) Eng. ADY/ ATM		95-	L			M/T	17-1257		38		26	98	102		34,2	78	619	s3	
		95-	R			M/T	17-1258		38	35		98	102		34,2	39,5	558	s8	
2.8 VR6, Syncro (128 kW) Eng. AAA/ AMY		95-	L			M/T	17-1257		38		26	98	102		34,2	78	619	s3	
		95-	R			M/T	17-1258		38	35		98	102		34,2	39,5	558	s8	
Tiguan I (5N1) '07- 11			L/R			NOTE	METELLI ref.	ABS	A	B	C	D	E	F	H	I	L	M	Fig
1.4 16v Tsi, 4motion (110 kW) Eng. BWK/ CAVA		09-		•		Only Eng. CAVA	13-0585				27,3	96,5	109						
		09-		•		Only Eng. CAVA	15-1786		36	27	59,4	99,9	39					13a	1
2.0 TDi 4motion (100 kW) Eng. CBAA		07-		•			13-0585				27,3	96,5	109						
		07-		•			15-1786		36	27	59,4	99,9	39					13a	1
2.0 TDi 4motion (120 kW) Eng. CBBA		08-		•			13-0585				27,3	96,5	109						
		08-		•			15-1786		36	27	59,4	99,9	39					13a	1
Tiguan II (5N2) '11- 16			L/R			NOTE	METELLI ref.	ABS	A	B	C	D	E	F	H	I	L	M	Fig
1.4 TSi (90 kW) Eng. CAXA		11-		•			13-0585				27,3	96,5	109						
		11-		•			15-1786		36	27	59,4	99,9	39					13a	1
2.0 TDi (125 kW) Eng. CBBB/ CFGB		11-		•			13-0585				27,3	96,5	109						
		11-		•			15-1786		36	27	59,4	99,9	39					13a	1
2.0 TDi (81 kW) Eng. CFFD		11-		•			13-0585				27,3	96,5	109						
		11-		•			15-1786		36	27	59,4	99,9	39					13a	1
2.0 TDi 4motion (130 kW) Eng. CFGC		13-		•		Doppia Frizione/ Double Clutch	13-0585				27,3	96,5	109						
		13-		•		Doppia Frizione/ Double Clutch	15-1786		36	27	59,4	99,9	39					13a	1
2.0 Tsi, 4motion (155 kW) Eng. CCZB		11-		•		Doppia Frizione/ Double Clutch	13-0585				27,3	96,5	109						
		11-		•		Doppia Frizione/ Double Clutch	15-1786		36	27	59,4	99,9	39					13a	1
Touareg I (7LA) '02- 10			L/R			NOTE	METELLI ref.	ABS	A	B	C	D	E	F	H	I	L	M	Fig
2.5 R5 TDi (128 kW) Eng. BAC/ BPE		03-10		•			14-0028				28	67	102						
		03-10		•			16-1033		28			112							1
2.5 TDi (120 kW) Eng. BLK/ BPD		03-10		•			14-0028				28	67	102						
		03-10		•			16-1033		28			112							1
3.0 TDi (155 kW) Eng. BUN		06-10		•			14-0028				28	67	102						
		06-10		•			16-1033		28			112							1





















<b>Touareg I (7LA) '02- 10</b>			L/R			NOTE	METELLI ref.	ABS	A	B	C	D	E	F	H	I	L	M	Fig	
3.0 V6 TDi (165 kW) Eng. BKS		04-10			•		14-0028				28	67	102							
		04-10			•		16-1033		28			112								1
3.0 V6 TDi (176 kW) Eng. CAS		07-10			•		14-0028				28	67	102							
		07-10			•		16-1033		28			112								1
3.2 V6 (162 kW) Eng. AZZ/ BKJ		02-10			•		14-0028				28	67	102							
		02-10			•		16-1033		28			112								1
3.2 V6 (177 kW) Eng. BMV/ BMX		04-10			•		14-0028				28	67	102							
		04-10			•		16-1033		28			112								1
3.6 V6 FSi (206 kW) Eng. BHK/ BHL		06-10			•		14-0028				28	67	102							
		06-10			•		16-1033		28			112								1
4.2 FSi V8 (257 kW) Eng. BAR		06-10			•		14-0028				28	67	102							
		06-10			•		16-1033		28			112								1
4.2 V8 (228 kW) Eng. AXQ/ BHX		02-10			•		14-0028				28	67	102							
		02-10			•		16-1033		28			112								1
5.0 V10 TDi (230 kW) Eng. AYH/ BLE/ BWF		02-10			•		14-0028				28	67	102							
		02-10			•		16-1033		28			112								1
6.0 W12 (331 kW) Eng. BJN		05-10			•		14-0028				28	67	102							
		05-10			•		16-1033		28			112								1
<b>Touran I (1T1, 1T2, 1T3) '03- 15</b>			L/R			NOTE	METELLI ref.	ABS	A	B	C	D	E	F	H	I	L	M	Fig	
1.6 TDi (77 kW) Eng. CAYC		10-15	L			FWD, M/T	17-0759		36			90	100		40		521			
		10-15	R			FWD, M/T	17-0760		36			90	100		40		813			
2.0 TDi (100 kW) Eng. AZV		03-	L			A/T, Ch 1T5083128-	17-1085		36			98	85,7		40,1		478	s15		
		03-	R			A/T, Ch 1T5083128-	17-1086		36			98	85,7		40,1		755	s15		
2.0 TDi (103 kW) Eng. BKD/ BMM/ CFHC		03-	L			A/T, Ch 1T5083128-	17-1085		36			98	85,7		40,1		478	s15		
		03-	R			A/T, Ch 1T5083128-	17-1086		36			98	85,7		40,1		755	s15		
<b>Up '12-</b>			L/R			NOTE	METELLI ref.	ABS	A	B	C	D	E	F	H	I	L	M	Fig	
1.0 (44 kW) Eng. CHYA		11-			•		13-0590				20	78	103							
		11-			•		15-1783		22	26	46	81	49,8					11	1	
1.0 (55 kW) Eng. CHYB		12-			•		13-0590				20	78	103							
		12-			•		15-1783		22	26	46	81	49,8					11	1	

## VOLKSWAGEN

Up '12-		L/R			NOTE	METELLI ref.	ABS	A	B	C	D	E	F	H	I	L	M	Fig	
1.0 Eco up (50 kW) Eng. CPGA		13-		•		13-0590				20	78	103							
		13-		•		15-1783		22	26	46	81	49,8					11	1	


























## VOLKSWAGEN LCV

Amarok '10-		L/R			NOTE	METELLI ref.	ABS	A	B	C	D	E	F	H	I	L	M	Fig	
2.0 BiTDi, 4motion (120 kW) Eng. CDCA		10-		•		13-0630				26	86	138							
		10-		•		15-1855		28	27	64,7	99,99	44,05					13a	1	
2.0 TDi, 4motion (132 kW) Eng. CNEA/ CSHA		11-		•		13-0630				26	86	138							
		11-		•		15-1855		28	27	64,7	99,99	44,05					13a	1	
2.0 TDi, 4motion (90 kW) Eng. CDBA/ CNFA		10-		•		13-0630				26	86	138							
		10-		•		15-1855		28	27	64,7	99,99	44,05					13a	1	
Caddy III (2KA, KB) '04- 15		L/R			NOTE	METELLI ref.	ABS	A	B	C	D	E	F	H	I	L	M	Fig	
1.6 TDi (75 kW) Eng. CAYD		10-		•		13-0585				27,3	96,5	109							
		10-		•		15-1786		36	27	59,4	99,9	39					13a	1	
1.9 TDi (77 kW) Eng. BJB		04-	L		A/T, Ch 1K5B068302-	17-1085		36			98	85,7		40,1		478	s15		
		04-	R		A/T	17-1086		36			98	85,7		40,1		755	s15		
1.9 TDi 4motion (77 kW) Eng. BLS		04-	L		A/T, Ch 1K5B068302-	17-1085		36			98	85,7		40,1		478	s15		
		04-	R		A/T	17-1086		36			98	85,7		40,1		755	s15		
2.0 TDI (125 kW) Eng. CFJA		12-		•		13-0585				27,3	96,5	109							
		12-		•		15-1786		36	27	59,4	99,9	39					13a	1	
2.0 TDi, 4motion (62 kW) Eng. CFHE		10-		•	4WD	13-0320				25	90	107							
		10-		•	2WD	13-0585				27,3	96,5	109							
		10-		•	4WD	15-1463		36	27	59,5	97,95	40,5					13	2	
		10-		•	2WD	15-1786		36	27	59,4	99,9	39					13a	1	
Golf Van II (19E, 1G1) '83- 91		L/R			NOTE	METELLI ref.	ABS	A	B	C	D	E	F	H	I	L	M	Fig	
1.6 D (40 kW) Eng. JP		83-10/91		•	M/T	13-0005				20	68	80							
		83-10/91		•	M/T	14-0005				21	94	97							
		83-10/91		•	M/T	15-1021		22	30	53	81	48					11	2	
		83-10/91		•	M/T	16-1004			33		94								
		8/83-10/91	L			Ch 17D641910-1GN158228	17-0002		22	33		81	94		78		540	s10	
		8/83-10/91	R			Ch 17D641910-1GN158228	17-0003		22	33		81	94		78		774	s10	







Golf Van II (19E, 1G1) '83- 91			L/R			NOTE	METELLI ref.	ABS	A	B	C	D	E	F	H	I	L	M	Fig
1.8 i (66 kW) Eng. RP		91-		•		M/T, Ch 1HN000001-	13-0048				22	83	79						
		87-1/90		•		M/T+A/T	13-0005				20	68	80						
		87-1/90			•		M/T	14-0005				21	94	97					
		91-		•		M/T, Ch 1HN000001-	15-1009	22	30	53	90	49						11	2
		87-1/90		•		M/T+A/T	15-1021	22	30	53	81	48						11	2
		91-	L		•		M/T, Ch 1HN000001-	16-1010B			33		100						
		91-	R		•		FWD, M/T, Ch 1HN000001-	16-1010A			33		100						
		87-1/90			•		M/T	16-1004			33		94						
	87-91	L				M/T+A/T, Ch 19E431737-1GN158228	17-0002	22	33		81	94		78			540	s10	
	87-91	R				M/T+A/T, Ch 19E431737-1GN158228	17-0003	22	33		81	94		78			774	s10	
Golf Van III (1H1) '91- 97			L/R			NOTE	METELLI ref.	ABS	A	B	C	D	E	F	H	I	L	M	Fig
1.8 (66 kW) Eng. ABS/ ADZ		11/91-8/97		•		FWD, M/T+A/T, Ch -1HR9900000	13-0048				22	83	79						
		11/91-8/97		•		FWD, M/T+A/T, Ch -1HR9900000	15-1009	22	30	53	90	49						11	2
		11/91-8/97	L		•		FWD, M/T+A/T, Ch -1HR9900000	16-1010B			33		100						
		11/91-8/97	R		•		FWD, M/T+A/T, Ch -1HR9900000	16-1010A			33		100						
		94-97	L				A/T	17-0751	22			90	100		78	32	547	s1	
		11/91-	L				M/T	17-0187	22	33		90	100		78			552	s10
		94-97	R				A/T	17-0752	22			90			78			780	s1
11/91-	R				M/T	17-0188	22	33		90	100		78			792	s10		
Golf Van IV (1J1) '00- 04			L/R			NOTE	METELLI ref.	ABS	A	B	C	D	E	F	H	I	L	M	Fig
1.9 TDI (66 kW) Eng. AGR		00-02		•		M/T	13-0152				26	87	117						
		00-02		•		M/T	15-1189	36	30	52,8	90	40						11	2
		00-02	L		•		M/T	16-1010B			33		100						
		00-02	R		•		M/T	16-1010A			33		100						
		00-02			•		RWD, M/T, 4motion, Exc. Doppia Frizione/Double Clutch	16-1010C			33		100						
		00-02	L					17-0358	36	33		90	100		78			553	s10
00-02	R						17-0211	36	33		90	100		78			823	s10	

































































## VOLKSWAGEN LCV































Golf Van IV (1J1) '00- 04		L/R			NOTE	METELLI ref.	ABS	A	B	C	D	E	F	H	I	L	M	Fig		
1.9 TDI (96 kW) Eng. ASZ		01-		•	A/T, 4Sp	13-0152				26	87	117								
		01-		•		13-0293				25	90	107								
		01-		•	A/T, 4Sp	15-1189	36	30	52,8	90	40							11	2	
		01-		•		15-1428	36	27	53	98	40							11	2	
		01-03			•	RWD, M/T, 4motion, Exc. Doppia Frizione/Double Clutch	16-1010C			33		100								
		01-	L			A/T	17-1261	36			98	85,7		78			521	s10		
01-		R			A/T	17-1262	36			98	85,7		78			815	s10			
Multivan V (7HM) '03- 15		L/R			NOTE	METELLI ref.	ABS	A	B	C	D	E	F	H	I	L	M	Fig		
1.9 TDi (63 kW) Eng. AXC		03-09	R		M/T	17-1066		38		26	100	91		103	205	853	s4			
1.9 TDi (77 kW) Eng. AXB		03-	R		M/T	17-1066		38		26	100	91		103	205	853	s4			
2.0 (85 kW) Eng. AXA		03-	R		M/T	17-1066		38		26	100	91		103	205	853	s4			
2.5 TDi (120 kW) Eng. BLJ		03-	R		M/T	17-1069		38		26	106	91		103	290	871	s4			
2.5 TDi, 4motion (128 kW) Eng. AXE/ BPC		04-	R		M/T	17-1069		38		26	106	91		103	290	871	s4			
2.5 TDi, 4motion (96 kW) Eng. AXD/ BNZ		04-	R		M/T	17-1069		38		26	106	91		103	290	871	s4			
Transporter V (7HA/B/H/J, JD/E/L) '03- 15		L/R			NOTE	METELLI ref.	ABS	A	B	C	D	E	F	H	I	L	M	Fig		
1.9 TDi (63 kW) Eng. AXC		03-	R		M/T	17-1066		38		26	100	91		103	205	853	s4			
1.9 TDi (77 kW) Eng. AXB		03-	R		M/T	17-1066		38		26	100	91		103	205	853	s4			
2.0 (85 kW) Eng. AXA		03-	R		M/T	17-1066		38		26	100	91		103	205	853	s4			
2.5 TDi (120 kW) Eng. BLJ		03-	R		M/T	17-1069		38		26	106	91		103	290	871	s4			
2.5 TDi, 4motion (128 kW) Eng. AXE/ BPC		03-	R		M/T	17-1069		38		26	106	91		103	290	871	s4			
2.5 TDi, 4motion (96 kW) Eng. AXD/ BNZ		03-	R		M/T	17-1069		38		26	106	91		103	290	871	s4			

## VOLVO






























850 (LS, LW), SW '91- 96		L/R			NOTE	METELLI ref.	ABS	A	B	C	D	E	F	H	I	L	M	Fig
2.0 (93 kW) Eng. B5202S		93-	L		+ABS, A/T	17-1255	48	26		26	90,2	89		98	67,4	574	s3	
		93-	R		+ABS, A/T	17-1256	48	26		26	90,2	89		98	527,4	1026	s4	
2.0 20v (105 kW) Eng. B5204F		93-	L		+ABS, A/T	17-1255	48	26		26	90,2	89		98	67,4	574	s3	
		93-	R		+ABS, A/T	17-1256	48	26		26	90,2	89		98	527,4	1026	s4	
2.0 T. (155 kW) Eng. B5204T/ FT		93-	L		+ABS, A/T	17-1255	48	26		26	90,2	89		98	67,4	574	s3	
		93-	R		+ABS, A/T	17-1256	48	26		26	90,2	89		98	527,4	1026	s4	



































850 (LS, LW), SW '91- 96			L/R			NOTE	METELLI ref.	ABS	A	B	C	D	E	F	H	I	L	M	Fig
2.3 T5 (166 kW) Eng. B5234FT		93-	L			+ABS, A/T	17-1255	48	26		26	90,2	89		98	67,4	574	s3	
		93-	R			+ABS, A/T	17-1256	48	26		26	90,2	89		98	527,4	1026	s4	
2.4 AWD (142 kW) Eng. B5254T		93-	L			+ABS, FWD, A/T	17-1255	48	26		26	90,2	89		98	67,4	574	s3	
		93-	R			+ABS, FWD, A/T	17-1256	48	26		26	90,2	89		98	527,4	1026	s4	
2.5 (103 kW) Eng. B5252		93-	L			+ABS, A/T	17-1255	48	26		26	90,2	89		98	67,4	574	s3	
		93-	R			+ABS, A/T	17-1256	48	26		26	90,2	89		98	527,4	1026	s4	
2.5 (106 kW) Eng. B5252S		93-	L			+ABS, A/T	17-1255	48	26		26	90,2	89		98	67,4	574	s3	
		93-	R			+ABS, A/T	17-1256	48	26		26	90,2	89		98	527,4	1026	s4	
2.5 (125 kW) Eng. B5254S		93-	L			+ABS, A/T	17-1255	48	26		26	90,2	89		98	67,4	574	s3	
		93-	R			+ABS, A/T	17-1256	48	26		26	90,2	89		98	527,4	1026	s4	
2.5 TDi (103 kW) Eng. D5252T		93-	L			+ABS, A/T	17-1255	48	26		26	90,2	89		98	67,4	574	s3	
		93-	R			+ABS, A/T	17-1256	48	26		26	90,2	89		98	527,4	1026	s4	
C30 '06- 13			L/R			NOTE	METELLI ref.	ABS	A	B	C	D	E	F	H	I	L	M	Fig
1.6 D2 (84 kW) Eng. D4162T		10-			•		13-0539				21	85	103						
		10-			•		15-1765		36	26	55,7	86,9	47,6					13a	1
1.8 Flexfuel (92 kW) Eng. B4184S8		07-			•	+ABS	13-0369				27,3	96,5	109						
		07-			•	+ABS	15-1538	48	36	27	56,5	98,2	48					13a	1
2.0 Flexfuel (107 kW) Eng. B4204S4		10-			•	+ABS	13-0369				27,3	96,5	109						
		10-			•	+ABS	15-1538	48	36	27	56,5	98,2	48					13a	1
C70 I Coupe, Cabrio '97- 06			L/R			NOTE	METELLI ref.	ABS	A	B	C	D	E	F	H	I	L	M	Fig
2.0 T. (120 kW) Eng. B5204T4		97-	L			+ABS, A/T	17-1255	48	26		26	90,2	89		98	67,4	574	s3	
		97-	R			+ABS, A/T	17-1256	48	26		26	90,2	89		98	527,4	1026	s4	
2.0 T. (166 kW) Eng. B5204T3		97-	L			+ABS, A/T	17-1255	48	26		26	90,2	89		98	67,4	574	s3	
		97-	R			+ABS, A/T	17-1256	48	26		26	90,2	89		98	527,4	1026	s4	
2.4 T. (142 kW) Eng. B5254T		97-	L			+ABS, A/T	17-1255	48	26		26	90,2	89		98	67,4	574	s3	
		97-	R			+ABS, A/T	17-1256	48	26		26	90,2	89		98	527,4	1026	s4	
2.5 Coupe, Cabrio (121-125 kW) Eng. B5254S		97-	L			+ABS, A/T	17-1255	48	26		26	90,2	89		98	67,4	574	s3	
		97-	R			+ABS, A/T	17-1256	48	26		26	90,2	89		98	527,4	1026	s4	
S40 I / V40 (VW, VS) '95- 04			L/R			NOTE	METELLI ref.	ABS	A	B	C	D	E	F	H	I	L	M	Fig
1.6 (77 kW) Eng. B4164S		95-99			•	+ABS, ABS 82mm	15-1837	43	25	29	54	87,2	62					11	3
1.6 (80 kW) Eng. B4164S2		99-03			•	+ABS, ABS 82mm	15-1837	43	25	29	54	87,2	62					11	3


















<b>S40 I / V40 (VW, VS) '95- 04</b>			L/R			NOTE	METELLI ref.	ABS	A	B	C	D	E	F	H	I	L	M	Fig
1.8 (85 kW) Eng. B4184S/ S3		95-99		●		+ABS, ABS 82mm	15-1837	43	25	29	54	87,2	62					11	3
1.8 i (92 kW) Eng. B4184SM		98-04		●		+ABS, ABS 82mm	15-1837	43	25	29	54	87,2	62					11	3
1.8, i (85-88-90 kW) Eng. B4184S2/ S9/ SJ		99-04		●		+ABS, ABS 82mm	15-1837	43	25	29	54	87,2	62					11	3
1.9 Di (70 kW) Eng. D4192T2		99-		●		+ABS, ABS 82mm	15-1837	43	25	29	54	87,2	62					11	3
1.9 Di (75 kW) Eng. D4192T4		00-03		●		+ABS, ABS 82mm	15-1837	43	25	29	54	87,2	62					11	3
1.9 TD (66 kW) Eng. D4192T		95-99		●		+ABS, M/T, ABS 82mm	15-1837	43	25	29	54	87,2	62					11	3
2.0 (100 kW) Eng. B4204S		97-04		●		+ABS, ABS 82mm	15-1837	43	25	29	54	87,2	62					11	3
2.0 (103 kW) Eng. B4204S		95-99		●		+ABS, ABS 82mm	15-1837	43	25	29	54	87,2	62					11	3
<b>S40 II / V50 (MW, MS) '04- 12</b>			L/R			NOTE	METELLI ref.	ABS	A	B	C	D	E	F	H	I	L	M	Fig
1.6 D2 (84 kW) Eng. D4162T		10-		●			13-0539				21	85	103						
2.0 D4 (130 kW) Eng. D5204T		10-		●		M/T+A/T	13-0524				25	90	107						
		10-		●		M/T+A/T	15-1774		36	26	56,2	90,9	49					13a	2
2.5 T5 AWD (162 kW) Eng. B5254T3		04-		●		RWD	13-0524				25	90	107						
		04-		●		RWD	15-1774		36	26	56,2	90,9	49					13a	2
<b>S60 II '10-</b>			L/R			NOTE	METELLI ref.	ABS	A	B	C	D	E	F	H	I	L	M	Fig
1.6 T3 (110 kW) Eng. B4164T3		10-		●			13-0499				27	90	140						
		10-		●		6Sp, G.Box: MMT6	15-1738		40	28	57,4	91,9	51,4					13a	1
1.6 T4 (132 kW) Eng. B4164T		10-		●		6Sp, G.Box: MMT6	15-1738		40	28	57,4	91,9	51,4					13a	1
2.0 D3 (100 kW) Eng. D5204T7		12-		●		M/T	13-0647				27,3	96,5	109						
		12-		●		M/T	15-1891		40	27	57,6	100	52,5					13	1
2.0 D4 (120 kW) Eng. D5204T2		10-		●		A/T	13-0647				27,3	96,5	109						
		10-		●		A/T	15-1891		40	27	57,6	100	52,5					13	1
2.4 D5, AWD (151 kW) Eng. D5244T10		10-		●		A/T	13-0647				27,3	96,5	109						
		10-		●		A/T	15-1891		40	27	57,6	100	52,5					13	1
2.4 D5, AWD (158 kW) Eng. D5244T11/ D5244T15		11-		●			13-0647				27,3	96,5	109						
		11-		●			15-1891		40	27	57,6	100	52,5					13	1
3.0 T6 AWD (224 kW) Eng. B6304T4		10-		●		FWD	13-0647				27,3	96,5	109						
		10-		●		FWD	15-1891		40	27	57,6	100	52,5					13	1

<b>S70 '97-00</b>			L/R			NOTE	METELLI ref.	ABS	A	B	C	D	E	F	H	I	L	M	Fig
2.0 (93 kW) Eng. B5202S		97-	L			+ABS, A/T	<b>17-1255</b>	48	26		26	90,2	89		98	67,4	574	s3	
		97-	R			+ABS, A/T	<b>17-1256</b>	48	26		26	90,2	89		98	527,4	1026	s4	
2.0 20v (105 kW) Eng. B5204F		97-	L			+ABS, A/T	<b>17-1255</b>	48	26		26	90,2	89		98	67,4	574	s3	
		97-	R			+ABS, A/T	<b>17-1256</b>	48	26		26	90,2	89		98	527,4	1026	s4	
2.0 T. (120 kW) Eng. B5204T4		97-	L			+ABS, A/T	<b>17-1255</b>	48	26		26	90,2	89		98	67,4	574	s3	
		97-	R			+ABS, A/T	<b>17-1256</b>	48	26		26	90,2	89		98	527,4	1026	s4	
2.0 T. (166 kW) Eng. B5204T3		97-	L			+ABS, A/T	<b>17-1255</b>	48	26		26	90,2	89		98	67,4	574	s3	
		97-	R			+ABS, A/T	<b>17-1256</b>	48	26		26	90,2	89		98	527,4	1026	s4	
2.4 (125 kW) Eng. B5254S		97-	L			+ABS, A/T	<b>17-1255</b>	48	26		26	90,2	89		98	67,4	574	s3	
		97-	R			+ABS, A/T	<b>17-1256</b>	48	26		26	90,2	89		98	527,4	1026	s4	
2.4 T. (142 kW) Eng. B5254T		97-	L			+ABS, A/T	<b>17-1255</b>	48	26		26	90,2	89		98	67,4	574	s3	
		97-	R			+ABS, A/T	<b>17-1256</b>	48	26		26	90,2	89		98	527,4	1026	s4	
2.4, AWD (121 kW) Eng. B5254S		97-	L			+ABS, A/T	<b>17-1255</b>	48	26		26	90,2	89		98	67,4	574	s3	
		97-	R			+ABS, A/T	<b>17-1256</b>	48	26		26	90,2	89		98	527,4	1026	s4	
<b>S80 I (TS, XY) '98-06</b>			L/R			NOTE	METELLI ref.	ABS	A	B	C	D	E	F	H	I	L	M	Fig
2.4 D5 (120 kW) Eng. D5244T		01-06			•		<b>13-0598</b>				30	96,2	137						
		01-06			•	+ABS	<b>15-1517</b>	48	36	27	56,5	98,2	48					13a	1
<b>S80 II (AS) '06-16</b>			L/R			NOTE	METELLI ref.	ABS	A	B	C	D	E	F	H	I	L	M	Fig
2.0 D4 (120 kW) Eng. D5204T2		10-			•	M/T+A/T, 6Sp, G.Box:TF-80SC	<b>13-0647</b>				27,3	96,5	109						
		10-			•	M/T+A/T, 6Sp, G.Box:TF-80SC	<b>15-1891</b>		40	27	57,6	100	52,5					13	1
2.0 Flexfuel (107 kW) Eng. B4204S4		08-			•	5Sp, G.Box: MTX75	<b>13-0499</b>				27	90	140						
		08-			•	5Sp, G.Box: MTX75	<b>15-1738</b>		40	28	57,4	91,9	51,4					13a	1
2.4 D (120 kW) Eng. D5244T5		06-			•		<b>13-0647</b>				27,3	96,5	109						
		06-			•		<b>15-1891</b>		40	27	57,6	100	52,5					13	1
2.4 D (129 kW) Eng. D5244T14		09-			•		<b>13-0647</b>				27,3	96,5	109						
		09-			•		<b>15-1891</b>		40	27	57,6	100	52,5					13	1
2.4 D5, AWD (136 kW) Eng. D5244T4		06-			•		<b>13-0647</b>				27,3	96,5	109						
		06-			•		<b>15-1891</b>		40	27	57,6	100	52,5					13	1
2.4 D5, AWD (151 kW) Eng. D5244T10		09-			•		<b>13-0647</b>				27,3	96,5	109						
		09-			•		<b>15-1891</b>		40	27	57,6	100	52,5					13	1





















































































































<b>V60 '10-</b>			L/R			NOTE	METELLI ref.	ABS	A	B	C	D	E	F	H	I	L	M	Fig	
1.6 T3 (110 kW) Eng. B4164T3		10-		•			<b>13-0499</b>				27	90	140							
		10-		•			<b>15-1738</b>		40	28	57,4	91,9	51,4						13a	1
2.0 D3 (100 kW) Eng. D5204T7		06-		•	M/T		<b>13-0647</b>				27,3	96,5	109							
		06-		•	M/T		<b>15-1891</b>		40	27	57,6	100	52,5						13	1
2.0 D4, AWD (120 kW) Eng. D5204T2		10-		•	A/T		<b>13-0647</b>				27,3	96,5	109							
		10-		•	A/T		<b>15-1891</b>		40	27	57,6	100	52,5						13	1
2.4 D5, AWD (151 kW) Eng. D5244T10		10-		•	M/T+A/T		<b>13-0647</b>				27,3	96,5	109							
		10-		•	M/T+A/T		<b>15-1891</b>		40	27	57,6	100	52,5						13	1
2.4 D5, AWD (158 kW) Eng. D5244T11/ D5244T15		11-		•			<b>13-0647</b>				27,3	96,5	109							
		11-		•			<b>15-1891</b>		40	27	57,6	100	52,5						13	1
3.0 T AWD (258 kW) Eng. B6304T5		06-		•			<b>13-0647</b>				27,3	96,5	109							
		06-		•			<b>15-1891</b>		40	27	57,6	100	52,5						13	1
3.0 T6 AWD (224 kW) Eng. B6304T4		10-		•	FWD		<b>13-0647</b>				27,3	96,5	109							
		10-		•	FWD		<b>15-1891</b>		40	27	57,6	100	52,5						13	1
3.0 T6, AWD (242 kW) Eng. B6304T3/T4		06-		•			<b>13-0647</b>				27,3	96,5	109							
		06-		•			<b>15-1891</b>		40	27	57,6	100	52,5						13	1
<b>V70 I SW (LV) '97- 00</b>			L/R			NOTE	METELLI ref.	ABS	A	B	C	D	E	F	H	I	L	M	Fig	
2.0 (93 kW) Eng. B5202S		97-	L			+ABS, A/T	<b>17-1255</b>	48	26		26	90,2	89		98	67,4	574	s3		
		97-	R			+ABS, A/T	<b>17-1256</b>	48	26		26	90,2	89		98	527,4	1026	s4		
2.0 20v (105 kW) Eng. B5204F		97-	L			+ABS, A/T	<b>17-1255</b>	48	26		26	90,2	89		98	67,4	574	s3		
		97-	R			+ABS, A/T	<b>17-1256</b>	48	26		26	90,2	89		98	527,4	1026	s4		
2.0 T. (120 kW) Eng. B5204T4		97-	L			+ABS, A/T	<b>17-1255</b>	48	26		26	90,2	89		98	67,4	574	s3		
		97-	R			+ABS, A/T	<b>17-1256</b>	48	26		26	90,2	89		98	527,4	1026	s4		
2.0 T., AWD (166 kW) Eng. B5204T3		97-	L			+ABS, A/T	<b>17-1255</b>	48	26		26	90,2	89		98	67,4	574	s3		
		97-	R			+ABS, A/T	<b>17-1256</b>	48	26		26	90,2	89		98	527,4	1026	s4		
2.5 (121 kW) Eng. B5254S		97-	L			+ABS, A/T	<b>17-1255</b>	48	26		26	90,2	89		98	67,4	574	s3		
		97-	R			+ABS, A/T	<b>17-1256</b>	48	26		26	90,2	89		98	527,4	1026	s4		
2.5 (125 kW) Eng. B5254S		97-	L			+ABS, A/T	<b>17-1255</b>	48	26		26	90,2	89		98	67,4	574	s3		
		97-	R			+ABS, A/T	<b>17-1256</b>	48	26		26	90,2	89		98	527,4	1026	s4		
2.5 T., AWD (142 kW) Eng. B5254T		97-	L			+ABS, A/T	<b>17-1255</b>	48	26		26	90,2	89		98	67,4	574	s3		
		97-	R			+ABS, A/T	<b>17-1256</b>	48	26		26	90,2	89		98	527,4	1026	s4		

<b>V70 III SW (BW) '07-</b>			L/R			NOTE	METELLI ref.	ABS	A	B	C	D	E	F	H	I	L	M	Fig	
2.0 D4, AWD (120 kW) Eng. D5204T2/ T3		10-		•		M/T+A/T	13-0647				27,3	96,5	109							
		10-		•		M/T+A/T	15-1891	40	27	57,6	100	52,5						13	1	
2.4 D (129 kW) Eng. D5244T14		09-		•		M/T+A/T	13-0647				27,3	96,5	109							
		09-		•		M/T+A/T	15-1891	40	27	57,6	100	52,5						13	1	
2.4 D5 (136 kW) Eng. D5244T4		07-		•			13-0647				27,3	96,5	109							
		07-		•			15-1891	40	27	57,6	100	52,5						13	1	
2.4 D5, AWD (151 kW) Eng. D5244T10		09-		•		M/T+A/T	13-0647				27,3	96,5	109							
		09-		•		M/T+A/T	15-1891	40	27	57,6	100	52,5						13	1	
2.4 D5, AWD (158 kW) Eng. D5244T11/ D5244T15		11-		•			13-0647				27,3	96,5	109							
		11-		•			15-1891	40	27	57,6	100	52,5						13	1	
2.5 T. (147 kW) Eng. B5254T6		07-		•			13-0647				27,3	96,5	109							
		07-		•			15-1891	40	27	57,6	100	52,5						13	1	
3.0 T6 (210 kW) Eng. B6304T		07-		•			13-0647				27,3	96,5	109							
		07-		•			15-1891	40	27	57,6	100	52,5						13	1	
<b>XC60 '08-</b>			L/R			NOTE	METELLI ref.	ABS	A	B	C	D	E	F	H	I	L	M	Fig	
2.0 D3 (100 kW) Eng. D5204T7		12-		•		M/T	13-0647				27,3	96,5	109							
		12-		•		M/T	15-1891	40	27	57,6	100	52,5						13	1	
2.0 D3 (120 kW) Eng. D5204T2		10-		•		6Sp, G.Box: MPS6	13-0647				27,3	96,5	109							
		10-		•		6Sp, G.Box: MPS6	15-1891	40	27	57,6	100	52,5						13	1	
2.0 D4 (133 kW) Eng. D4204T5		12-		•		A/T, Ch 241155-	13-0647				27,3	96,5	109							
		12-		•		A/T, Ch 241155-	15-1891	40	27	57,6	100	52,5						13	1	
2.0 T (149 kW) Eng. B4204T6		10-		•		M/T	13-0647				27,3	96,5	109							
		10-		•		M/T	15-1891	40	27	57,6	100	52,5						13	1	
2.0 T5 (177 kW) Eng. B4204T7		10-		•		M/T	13-0647				27,3	96,5	109							
		10-		•		M/T	15-1891	40	27	57,6	100	52,5						13	1	
2.4 D4 (120 kW) Eng. D5244T5/ T16		08-		•		M/T	13-0647				27,3	96,5	109							
		08-		•		M/T	15-1891	40	27	57,6	100	52,5						13	1	
2.4 D4 AWD (133 kW) Eng. D5244T12		13-		•		A/T	13-0647				27,3	96,5	109							
		13-		•		A/T	15-1891	40	27	57,6	100	52,5						13	1	























































XC60 '08-		L/R			NOTE	METELLI ref.	ABS	A	B	C	D	E	F	H	I	L	M	Fig	
2.4 D5 (136 kW) Eng. D5244T4		08-	•		M/T	13-0647				27,3	96,5	109							
		08-	•		M/T	15-1891	40	27	57,6	100	52,5						13	1	
2.4 D5 (158 kW) Eng. D5244T11		11-	•			13-0647				27,3	96,5	109							
		11-	•			15-1891	40	27	57,6	100	52,5						13	1	
2.4 D5 (162 kW)		08-	•			13-0647				27,3	96,5	109							
		08-	•			15-1891	40	27	57,6	100	52,5						13	1	
2.4 D5, AWD (169 kW) Eng. D5244T23		14-	•			13-0647				27,3	96,5	109							
		14-	•			15-1891	40	27	57,6	100	52,5						13	1	
2.5 T5 AWD (187 kW) Eng. B5254T12		08-	•			13-0647				27,3	96,5	109							
		08-	•			15-1891	40	27	57,6	100	52,5						13	1	
3.0 T6 (210 kW) Eng. B6304T2		08-	•			13-0647				27,3	96,5	109							
		08-	•			15-1891	40	27	57,6	100	52,5						13	1	
3.0 T6 AWD (224 kW) Eng. B6304T4		10-	•		Ch 241155-	13-0647				27,3	96,5	109							
		10-	•		Ch 241155-	15-1891	40	27	57,6	100	52,5						13	1	































































































































METELLI ref.	Spare Parts	ABS	A	B	C	D	E	F	G	H	I	L	M	Fig	METELLI ref.	Spare Parts	ABS	A	B	C	D	E	F	G	H	I	L	M	Fig											
<b>ABARTH</b>															<b>ALFA ROMEO</b>																									
<b>15-1687</b>			25	25	51	87	47,1		24 x 1,5				4	1	<b>17-1080</b>			30		25	94,1	86		24 x 1.5	92,9	439	1015	s4												
<b>AIXAM</b>															<b>17-1081</b>			30		27	100	92,5		24 x 1.5	93	76,9	600	s3												
<b>13-0549</b>					17	59	78								<b>17-1082</b>			30		27	100	92,5		24 x 1.5	93	496,8	1057	s4												
<b>14-0029</b>					17	57	76								<b>AUDI</b>																									
<b>ALFA ROMEO</b>															<b>13-0196</b>					24	90	90																		
<b>13-0393</b>					22	72	127								<b>13-0299</b>					21	85	103																		
<b>13-0397</b>					20	68	100								<b>13-0301</b>					26	86	138																		
<b>13-0420</b>					23	78	90								<b>13-0319</b>					26	87	117																		
<b>13-0460</b>					25	78	130								<b>13-0320</b>					25	90	107																		
<b>13-0482</b>					25	78	130								<b>13-0437</b>					27,3	96,5	109																		
<b>13-0497</b>					27	98	140								<b>13-0461</b>					27,3	96,5	109																		
<b>13-0513</b>					27	98	140								<b>13-0462</b>					30,5	104	125																		
<b>13-0563</b>					22	75	112								<b>13-0480</b>					25,5	94	116																		
<b>15-1593</b>			22	21	51	75,1	40,5		22 x 1,5				4a	1	<b>13-0553</b>					27,3	96,5	109																		
<b>15-1595</b>			30	27	62	101	48,6		24 x 1,5				4	1	<b>13-0585</b>					27,3	96,5	109																		
<b>15-1601</b>			25	33	51	84	48		24 x 1,5				4	2	<b>14-0028</b>					28	67	102																		
<b>15-1637</b>			22	22	51	79,1	39,8		22 x 1,5				4a	1	<b>15-1267</b>		45	38	27	59,5	98	34		16 x 1,5				13	2											
<b>15-1687</b>			25	25	51	87	47,1		24 x 1,5				4	1	<b>15-1435</b>		45	38	33	59,4	87,9	34		16 x 1,5				13	1											
<b>15-1710</b>			27	25	58,9	86,9	48,2		24 x 1,5				4	1	<b>15-1436</b>		45	38	27	59,5	99,5	34		16 x 1,5				13	2											
<b>15-1732</b>			27	27	58,9	99,9	47,8		24 x 1,5				4	1	<b>15-1463</b>			36	27	59,5	97,95	40,5		16 x 1,5				13	2											
<b>17-1070</b>			25			90	99,8		24 x 1.5	84,5		483	s10		<b>15-1467</b>			36	30	59,5	90	40		16 x 1,5				13	2											
<b>17-1071</b>		44	25			98	108		24 x 1.5	84,6		500	s10		<b>15-1659</b>			30	27	64	100	61,7		24 x 1,5				2	1											
<b>17-1072</b>			27			98	108		24 x 1.5	84		540	s10		<b>15-1688</b>			42	27	76,3	100	33,5		16 x 1,5				13a	1											
<b>17-1073</b>			25		27	90,9	86		24 x 1.5	84,5	78	551	s9		<b>15-1689</b>			42	29	76,3	106	33,5		16 x 1,5				13a	1											
<b>17-1074</b>			25		27	90,9	86		24 x 1.5	84,5	488,5	1000	s4		<b>15-1697</b>			42	33	76,3	87,8	33,5		16 x 1,5				13a	1											
<b>17-1075</b>			27		27	91	86		24 x 1.5	84,5	78	606	s3		<b>15-1708</b>			36	33	59,5	93,7	39,8		16 x 1,5				13	2											
<b>17-1076</b>			27		27	91	86		24 x 1.5	84,5	428,3	982	s4		<b>15-1771</b>			36	27	52	97,95	39,5		16 x 1,5				11	2											
<b>17-1077</b>			27		26	91	86		24 x 1.5	84,5	51,4	578	s3		<b>15-1786</b>			36	27	59,4	99,9	39		16 x 1,5				13a	1											
<b>17-1078</b>			27		26	91	86		24 x 1.5	84,5	418,5	971	s4		<b>16-1033</b>			28			112								1											
<b>17-1079</b>			30		25	94,1	86		24 x 1.5	92,9	57,6	639	s3		<b>17-0759</b>			36			90	100			40		521													
															<b>17-0760</b>			36			90	100			40		813													

METELLI ref.	Spare Parts	ABS	A	B	C	D	E	F	G	H	I	L	M	Fig	METELLI ref.	Spare Parts	ABS	A	B	C	D	E	F	G	H	I	L	M	Fig														
<b>AUDI</b>															<b>CHEVROLET</b>																												
<b>17-1083</b>		45	33			88	90		14 x 1,5	30,2		497	s15		<b>15-1704</b>			30	34	58,8	91,9	58,3					7	1															
<b>17-1084</b>		45	33			88	90		14 x 1,5	30,2		583	s15		<b>15-1746</b>			33	31	58,8	86	59					7	1															
<b>17-1085</b>			36			98	85,7		16 x 1,5	40,1		478	s15		<b>15-1780</b>		47	33	29	52	84	60,5					3	3															
<b>17-1086</b>			36			98	85,7		16 x 1,5	40,1		755	s15		<b>15-1808</b>		47	22	20	51,95	68,98	59,05					4	1															
<b>17-1087</b>		45	38			88	85,7		16 x 1,5	34,5		595	s15		<b>15-1812</b>			33	31	58,5	85,9	58,9					7	1															
<b>17-1088</b>		45	38			88	85,7		16 x 1,5	34,5		617	s15		<b>15-1813</b>			30	34	58,53	91,9	58,3					7	1															
<b>17-1089</b>		45	38			100	85,7		16 x 1,5	34,1		532	s15		<b>15-1845</b>			25	30	52,5	76,2	48,3					4	2															
<b>17-1090</b>		45	38			100	85,7		16 x 1,5	34,1		500	s15		<b>15-1849</b>			25	28	52,5	78	49					4	1															
<b>17-1091</b>			36			98	85,7		16 x 1,5	40,1		749	s15		<b>CHRYSLER</b>																												
<b>BMW</b>															<b>13-0247</b>																												
<b>13-0648</b>					24	80	116								<b>13-0543</b>					22	83	79																					
<b>15-1892</b>			30	33	64,7	86	60,5		27 x 1,5				4	1	<b>13-0544</b>				20	68	100																						
<b>17-1092</b>			27			86	100		22 x 1,5	66,5		578	s10		<b>13-0593</b>				22	75	112																						
<b>17-1093</b>		48	27			86	100		22 x 1,5	66,5		578	s10		<b>15-1356</b>			26	32	54	90	53					4	2															
<b>17-1094</b>		48	27			93,8	100		24 x 1,5	68,7		613	s10		<b>15-1743</b>			25	22	50,9	79,08	46,7					4	1															
<b>17-1095</b>			30			94	100		27 x 1,5	72,8		629	s10		<b>15-1744</b>			22	20	47	72,27	39,75					4a	1															
<b>17-1096</b>		48	27			94	100,1		22 x 1,5	66,6		576	s10		<b>15-1745</b>			25	22	50,95	82,5	46,35					5	2															
<b>17-1097</b>		48	30		27	98,1	86		27 x 1,5	73,5	60	580	s3		<b>17-1101</b>		47	26		25	89	87,5		22 x 1,5	98	71,5	639	s3															
<b>17-1098</b>		48	30		27	98,1	86		27 x 1,5	73,5	381,4	901	s4		<b>17-1102</b>		47	26		25	89	87,6		22 x 1,5	98	172,7	1031	s3															
<b>CHEVROLET</b>															<b>17-1103</b>		47	26		27	89	87,5		22 x 1,5	98	70,1	640	s3															
<b>CHEVROLET</b>															<b>17-1104</b>		47	26		25	89	87,6		22 x 1,5	98	172,5	999	s3															
<b>13-0366</b>					22	72	97								<b>CITROËN</b>																												
<b>13-0476</b>					26	86	138								<b>13-0281</b>					20	68	100																					
<b>13-0551</b>					25	78	130								<b>13-0344</b>					22	72	97																					
<b>13-0554</b>					23	78	110								<b>13-0419</b>					25	90	107																					
<b>13-0587</b>					25	78	130								<b>13-0475</b>					22	72	127																					
<b>13-0596</b>					26	86	138								<b>13-0505</b>					29,5	72,5	112																					
<b>13-0606</b>					20	75	105								<b>13-0511</b>					34,9	84	119																					
<b>13-0614</b>					20	75	105								<b>13-0518</b>					34,9	84	119																					
<b>13-0619</b>					20	68	100								<b>13-0566</b>					22	82	126																					
<b>15-1530</b>		47	22	22	51,8	81,1	59		20 x 1,5				4	3																													




























































METELLI ref.	Spare Parts	ABS	A	B	C	D	E	F	G	H	I	L	M	Fig	METELLI ref.	Spare Parts	ABS	A	B	C	D	E	F	G	H	I	L	M	Fig	
<b>DACIA</b>															<b>DS</b>															
13-0495					22	82	126								15-1675			25	34	58,5	86	46,5						11a	2	
13-0607					20	68	100								15-1711			25	39	58,4	94,9	88,7						11a	2	
13-0652					21	76	103								15-1729			21	34	48,1	85,9	50,4						4a	2	
15-1501			23	30	49	83,6	50		20 x 1,5					11	2	<b>FIAT</b>														
15-1727			25	33	52,5	89,9	53,9		20 x 1,5					11	2	13-0003					20	75	105							
15-1728			25	23	52,5	82	54,9		20 x 1,5					5	1	13-0093					25	90	107							
15-1749			21	28	48,9	51	75		20 x 1,5					11	2	13-0287					25	78	130							
15-1850			23	22	49	76,5	51,5		20 x 1,5					11	1	13-0316					20	68	100							
15-1898			23	22	49	79	53,5		20 x 1,5					5	2	13-0392					25	78	130							
17-1118			20	23		86,2	69,8		20 x 1,5	85,7	33	630	s8			13-0393					22	72	127							
17-1119			20	23		86,2	69,8		20 x 1,5	85,7	33	566	s8			13-0397					20	68	100							
<b>DACIA LCV</b>															13-0420					23	78	90								
13-0495					22	82	126								13-0460					25	78	130								
13-0652					21	76	103								13-0543					21	76	103								
15-1728			25	23	52,5	82	54,9		20 x 1,5					5	1	13-0544					20	68	100							
15-1898			23	22	49	79	53,5		20 x 1,5					5	2	13-0566					22	82	126							
<b>DAEWOO</b>															13-0583					26	85	116								
13-0434					22	76	113								13-0586					26	86	138								
15-1656		47	33	22	51,9	81	60,5		20 x 1,5					3	3	13-0629					22	82	126							
<b>DODGE</b>															14-0030					21	86	51,4								
13-0628					22	75	112								15-1003			22	25	48,1	85	58					4	2		
15-1880			28	33	59,35	83,58	63,55		22 x 1,5					5	2	15-1457			22	20	47	72,3	40					4a	1	
<b>DS</b>															15-1493					25	24	51	84,4	47,4					4	1
13-0483					25	90	107								15-1592			25	23	51	82,1	48,2					4	1		
13-0504					34,9	84	119								15-1593			22	21	51	75,1	40,5					4a	1		
13-0511					34,9	84	119								15-1601			25	33	51	84	48					4	2		
13-0518					34,9	84	119								15-1616			27	26	59	91	48,6					4	1		
15-1585		48	25	34	58,5	86	46,5		24 x 1,5					11a	2	15-1637			22	22	51	79,1	39,8					4a	1	
															15-1687			25	25	51	87	47,1					4	1		
															15-1743			25	22	50,9	79,08	46,7					4	1		
															15-1744			22	20	47	72,27	39,75					4a	1		

METELLI ref.	Spare Parts	ABS	A	B	C	D	E	F	G	H	I	L	M	Fig	METELLI ref.	Spare Parts	ABS	A	B	C	D	E	F	G	H	I	L	M	Fig	
<b>FIAT</b>															<b>FIAT LCV</b>															
<b>15-1758</b>			27	39	58	94,9	50		24 x 1,5				11	2	<b>13-0167</b>					20	75	105								
<b>15-1759</b>			27	34	57,9	85,9	50		24 x 1,5				11a	2	<b>13-0191</b>					25	90	107								
<b>15-1815</b>			32	26	56,6	90,8	51,1		22 x 1,5				11	1	<b>13-0257</b>					20	68	100								
<b>15-1877</b>			28	33	57,99	85,58	61,45		22 x 1,5				5	2	<b>13-0271</b>					20	68	100								
<b>16-1032</b>				20		86									<b>13-0287</b>					25	78	130								
<b>17-0231</b>			22	19		72		29,2	22 x 1,5	74			535	s7	<b>13-0392</b>					25	78	130								
<b>17-0232</b>			22	19		72		29,2	22 x 1,5	74			796	s7	<b>13-0393</b>					22	72	127								
<b>17-0635</b>			25		24	84,5	82	35,5	24 x 1,5	90	69,6	615		s9	<b>13-0406</b>					24	80	116								
<b>17-0636</b>			25		24	84,5	81	35,5	24 x 1,5	90	379	933		s4	<b>13-0420</b>					23	78	90								
<b>17-0797</b>			22		22	75,5	72,7		22 x 1,5	79,5	61	649		s3	<b>13-0460</b>					25	78	130								
<b>17-0800</b>			22		22	75,1	72,7		22 x 1,5	79,5	61	887		s3	<b>13-0488</b>					27	90	140								
<b>17-0803</b>			25		24	82,1	80		24 x 1,5	84,5	67,9	625		s3	<b>13-0489</b>					30,5	104	125								
<b>17-0804</b>			25		24	82,1	79,2		24 x 1,5	84,5	379,5	907		s4	<b>13-0527</b>					30,5	104	125								
<b>17-0821</b>			22	22		72	67		22 x 1,5	74	61	632		s3	<b>13-0543</b>					21	76	103								
<b>17-0822</b>			22	22		72	67		22 x 1,5	74	61	828		s3	<b>13-0544</b>					20	68	100								
<b>17-1120</b>			22			82,6	99,8		20 x 1,5	90,6		467		s10	<b>13-0547</b>					25	78	130								
<b>17-1121</b>			22			82,6	99,8		20 x 1,5	90,6		497		s10	<b>14-0019</b>					25	62	81								
<b>17-1124</b>		44	22		22	80	66,8		22 x 1,5	79,7	61,1	614		s3	<b>15-1209</b>				25	22	52	83	47		24 x 1,5			4	3	
<b>17-1125</b>		44	22	22		80	66,8		22 x 1,5	79,7	61,1	813		s8	<b>15-1210</b>		44	25	22	52	87	47		24 x 1,5			4	3		
<b>17-1128</b>			25			90	100		24 x 1,5	84,5		469		s3	<b>15-1226</b>				22	22	46	80	40		22 x 1,5			4a	3	
<b>17-1129</b>			30		27	90,9	86		24 x 1,5	94	78	589		s3	<b>15-1227</b>		44	22	22	46	79,8	40		22 x 1,5			4a	3		
<b>17-1130</b>			30		27	90,9	86		24 x 1,5	94	448,2	988		s4	<b>15-1374</b>				22	22	51	79	54,2		22 x 1,5			4	1	
<b>17-1131</b>			25		25	87,3	78,6		24 x 1,5	84,3	76,4	638		s3	<b>15-1387</b>				25	26	51	91	48		24 x 1,5			4	1	
<b>17-1132</b>			25		25	87,3	78,6		24 x 1,5	84,3	377,4	932		s4	<b>15-1396</b>				25	22	51	79	47		24 x 1,5			4	1	
<b>17-1137</b>			25		22	79	72,7		24 x 1,5	84,5	61	611		s3	<b>15-1449</b>				25	24	51	84	46		24 x 1,5			4	1	
<b>17-1138</b>			25		22	79	72,7		24 x 1,5	84,5	61	844		s3	<b>15-1592</b>				25	23	51	82,1	48,2		24 x 1,5			4	1	
<b>17-1143</b>			25		25	90,9	85,8		24 x 1,5	84,5	75	630		s3	<b>15-1593</b>				22	21	51	75,1	40,5		22 x 1,5			4a	1	
<b>17-1144</b>			25		25	90,9	85,8		24 x 1,5	84,5	376,9	929		s4	<b>15-1612</b>				25	24	51	84,4	54		24 x 1,5			4	1	
<b>FIAT LCV</b>															<b>15-1616</b>				27	26	59	91	48,6		24 x 1,5				4	1
<b>FIAT LCV</b>															<b>15-1637</b>				22	22	51	79,1	39,8		22 x 1,5				4a	1
<b>13-0091</b>					20	68	80								<b>15-1687</b>				25	25	51	87	47,1		24 x 1,5			4	1	
<b>13-0093</b>					25	90	107								<b>15-1717</b>				35	27	71,5	97,9	59		33 x 1,5			4	2	

METELLI ref.	Spare Parts	ABS	A	B	C	D	E	F	G	H	I	L	M	Fig	METELLI ref.	Spare Parts	ABS	A	B	C	D	E	F	G	H	I	L	M	Fig	
<b>FIAT LCV</b>															<b>FORD EUROPE</b>															
<b>15-1718</b>			35	29	71,4	105,9	59		33 x 1,5				4	2	<b>13-0552</b>					31	75	115								
<b>15-1726</b>			35	29	71,4	105,9	59		33 x 1,5				4	1	<b>13-0559</b>					37,5	85,5	115								
<b>15-1743</b>			25	22	50,9	79,08	46,7		24 x 1,5				4	1	<b>13-0560</b>					22	75	112								
<b>15-1744</b>			22	20	47	72,27	39,75		22 x 1,5				4a	1	<b>13-0568</b>					22	75	112								
<b>15-1745</b>			25	22	50,95	82,5	46,35		24 x 1,5				5	2	<b>13-0569</b>					26	86	138								
<b>15-1767</b>			28	34	58,4	86	52,3		24 x 1,5				11a	2	<b>13-0580</b>					22	82	126								
<b>16-1020</b>				25		100									<b>13-0617</b>					31	75	115								
<b>17-0235</b>			22	19	22	80	67		22 x 1,5	80	61	585	s16		<b>13-0633</b>					22	82	126								
<b>17-0236</b>			22	19	22	80	67		22 x 1,5	80	61	870	s16		<b>13-0635</b>					22	75	112								
<b>17-0827</b>			25	22		79	72		24 x 1,5	84	61	593	s3		<b>15-1417</b>			27	26	56	90	58,5		22 x 1,5				4	1	
<b>17-0828</b>			25	22		79	72		24 x 1,5	84	61	829	s3		<b>15-1432</b>			25	22	53,3	73,3	55,5		22 x 1,5				4	1	
<b>17-0954</b>			22	20	22	79	72	-	-	-	61	632	s5		<b>15-1566</b>			25	22	53,3	73,5	55,8		-				4	1	
<b>17-0955</b>			22	20	22	79	72	-	-	-	61	918	s5		<b>15-1669</b>			25	22	53,3	73,6	55,8		22 x 1,5				4	1	
<b>17-1122</b>			28		37	100,4	89		28 x 1,5	112,	68,5	770	s3		<b>15-1738</b>			40	28	57,4	91,9	51,4		10 x 1,5				13a	1	
<b>17-1123</b>			28		37	100,4	89		28 x 1,5	112,	369	1070	s4		<b>15-1752</b>			27	24	62,8	81	46,6		22 x 1,5				4	1	
<b>17-1126</b>			22			79,2			22 x 1,5	89,2		617	s7		<b>15-1753</b>			27	26	62,8	87	47,1		22 x 1,5				4	1	
<b>17-1127</b>			22			79,2			22 x 1,5	89,2			s10		<b>15-1754</b>			27	26	62,8	87	47,1		22 x 1,5				4	1	
<b>17-1133</b>			28		24	86,3	80,1		24 x 1,5	92,6	62	669	s3		<b>15-1761</b>			27	26	62,9	90,8	46,5		22 x 1,5				4	2	
<b>17-1134</b>			28		24	86,3	80,3		24 x 1,5	92,6	350	961	s4		<b>15-1777</b>			36	23	56	82,1	48		10 x 1,5				13a	2	
<b>17-1135</b>			25		24	84,4	82		24 x 1,5	84,4	68,5	580	s3		<b>15-1787</b>			27	36	63	101,3	46,7		22 x 1,5				11	2	
<b>17-1136</b>			25		24	84,4	82		24 x 1,5	84,4	379	950	s4		<b>15-1788</b>			25	23	53,1	76,9	55		22 x 1,5				4	1	
<b>17-1139</b>			25		25	91	85,7		24 x 1,5	84,3	58,2	596	s3		<b>15-1816</b>			40	24	57,6	81	51,9		-				13a	1	
<b>17-1140</b>			25		25	91	85,7		24 x 1,5	84,3	433,1	968	s4		<b>15-1859</b>			25	24	53,2	81,03	55,05		22 x 1,5				4	1	
<b>17-1141</b>			27		25	91	85,7		24 x 1,5	84,5	58,2	596	s3		<b>15-1863</b>			27	24	60,75	84,48	46,75		22 x 1,5				4	2	
<b>17-1142</b>			27		25	91	85,7		24 x 1,5	84,5	433,1	968	s4		<b>17-0249</b>			25	22	23	81	84	30	22 x 1,5	88	61	606	s16		
<b>FORD EUROPE</b>															<b>17-0250</b>			25	22	23	81	84	30	22 x 1,5	88	61	904	s16		
<b>FORD EUROPE</b>															<b>17-0539</b>			25		25	72	74,5	32	22 x 1,5	89	285	812	s5		
<b>13-0285</b>					25	90	107								<b>17-0541</b>			25		23	72	73	30	22 x 1,5	89	61,3	603	s16		
<b>13-0297</b>					28	67	98								<b>17-0543</b>			25		23	73,6	72	31	22 x 1,5	88	61,5	618	s5		
<b>13-0385</b>					23	77	105								<b>17-0544</b>			25		23	73,6	72	31	22 x 1,5	88	61,5	920	s6		
<b>13-0444</b>					22	72	127								<b>17-0790</b>			27		26	91	90,5		22 x 1,5	91,2	68,2	632	s9		
<b>13-0499</b>					27	90	140								<b>17-0791</b>			27	35		91	90,5		22 x 1,5	91,2	38,5	581	s8		

QUOTE DIMENSIONALI TRASMISSIONI - DIMENSIONS TRANSMISSION



























































































































METELLI ref.	Spare Parts	ABS	A	B	C	D	E	F	G	H	I	L	M	Fig	METELLI ref.	Spare Parts	ABS	A	B	C	D	E	F	G	H	I	L	M	Fig			
<b>FORD EUROPE</b>															<b>GEO</b>																	
<b>17-0834</b>			22	22		72	67		22 x 1,5	74	61	651	s3		<b>13-0069</b>					23	78	110										
<b>17-0835</b>			22	22		72	67		22 x 1,5	74	61	847	s3		<b>15-1078</b>			26	29	56	84	59,5		22 x 1,5				5	3			
<b>17-0838</b>			25		23	72	69,5	30	22 x 1,5	89	61,5	616	s3	<b>HONDA</b>																		
<b>17-0839</b>			25		23	72	69,5	30	22 x 1,5	89	372	914	s4																			
<b>17-0886</b>			36	26		87	84		10 x 1,5	47,8	389	921	s4																<b>13-0454</b>			
<b>17-0912</b>			36	26		87	84		10 x 1,5	47,8	70	583	s3	<b>13-0561</b>						21	76	103										
<b>17-0970</b>			25		23	81	78,5	30	22 x 1,5	89	61,5	603	s5	<b>13-0574</b>						26	87	117										
<b>17-0971</b>			25		23	81	78,5	30	22 x 1,5	89	371	900	s6	<b>13-0575</b>						20	78	103										
<b>17-1145</b>			23		23	72,7	75		20 x 1,5	81	61,2	582	s3	<b>13-0576</b>						26	87	117										
<b>17-1146</b>			23		23	72,7	75		20 x 1,5	81	61,2	862	s3	<b>15-1680</b>				28	34	62,9	93,7	61,3		24 x 1,5				1	1			
<b>17-1147</b>						99,8	99,8					478	s11	<b>15-1760</b>			50	26	23	59,6	83	52,3		22 x 1,5				3	1			
<b>17-1148</b>						99,8	99,8					520	s11	<b>15-1832</b>				30	34	88	93,7	58,5		26 x 1,5				1	1			
<b>17-1153</b>			40		26	92,1	90,1		10 x 1,5	51,9	69	608	s19	<b>15-1833</b>				26	27	52	80	55		22 x 1,5				3	1			
<b>17-1154</b>			40		26	92,1	90,5		10 x 1,5	51,9	388,6	944	s19	<b>15-1834</b>				30	32	88	93,7	58,5		26 x 1,5				1	1			
<b>FORD LCV</b>															<b>17-1155</b>				26		25	86,1	80,8		22 x 1,5	77,5	61,4	902	s3			
<b>FORD LCV</b>															<b>17-1156</b>				26		25	86,1	80,8		22 x 1,5	77,5	54,5	621	s3			
<b>13-0340</b>					26	86	138								<b>HYUNDAI</b>																	
<b>13-0341</b>					24	80	116																									
<b>13-0560</b>					22	75	112							<b>13-0055</b>																		
<b>13-0591</b>					26	86	138							<b>13-0498</b>						27,3	96,5	109										
<b>15-1489</b>			25	26	53,3	90,9	56		22 x 1,5				4	1	<b>13-0573</b>					22	86	99										
<b>15-1490</b>			25	24	53,2	84,3	56		22 x 1,5				4	1	<b>13-0577</b>					22	72	127										
<b>15-1566</b>			25	22	53,3	73,5	55,8		-				4	1	<b>13-0578</b>					22	75	112										
<b>15-1754</b>			27	26	62,8	87	47,1		22 x 1,5				4	1	<b>13-0579</b>					26	86	138										
<b>15-1756</b>			48	28	29	58,5	101,3	77,4		24 x 2			4	1	<b>13-0582</b>					20	68	100										
<b>17-0838</b>			25		23	72	69,5	30	22 x 1,5	89	61,5	616	s3	<b>13-0592</b>						22	82	126										
<b>17-0839</b>			25		23	72	69,5	30	22 x 1,5	89	372	914	s4	<b>13-0602</b>						22	75	112										
<b>17-1149</b>			28		36	101,3	92,3		24 x 2	120,	77,5	800	s3	<b>13-0605</b>						20	68	100										
<b>17-1150</b>			28		36	101,3	92,3		24 x 2	120,	329	1061	s4	<b>13-0642</b>						22	75	112										
<b>17-1151</b>			28		26	91,3	87,6		24 x 2	120	77,3	796	s3	<b>13-0643</b>						21	76	103										
<b>17-1152</b>			28		26	91,3	87,7		24 x 2	120	328,8	1053	s4	<b>15-1370</b>			44	25	25	50	89,5	65		22 x 1,5				5	1			
														<b>15-1735</b>			52	30	36	72,9	99,4	66,9		22 x 1,5				5	2			



































































































































METELLI ref.	Spare Parts	ABS	A	B	C	D	E	F	G	H	I	L	M	Fig	METELLI ref.	Spare Parts	ABS	A	B	C	D	E	F	G	H	I	L	M	Fig	
<b>MINI</b>															<b>NISSAN</b>															
13-0440					20	78	103								15-1861			29	22	56,15	79,08	59,25		24 x 1,5				5	1	
13-0477					25	78	130								17-0550			23	19	21	72	69				50	608			
13-0651					26	85	116								17-0551			23	19	21	72	69				50	825			
15-1664			26	24	54	81	49,2		22 x 1,5				1	1	17-1168		44	27		25	92	87,6		24 x 1,5	103,	63,2	607	s3		
15-1705			26	26	53,4	86,9	48		22 x 1,5				1	1	17-1169		44	27		25	92	87,5		24 x 1,5	103,	369	958	s4		
15-1897			26	25	52	87,1	53,5		22 x 1,5				4	1	17-1170		44	27		25	90	85		24 x 1,5	103,	63,3	620	s3		
17-1099			26		33	75,2	72,4		22 x 1,5	75,6	58	590	s3		17-1171		44	27		25	90	89,5		24 x 1,5	103,	353,8	940	s4		
17-1100			26		33	75,2	72,4		22 x 1,5	75,6	389	924	s4		17-1172			23		26	75,25	72,5		20 x 1,5	83,3	64,4	646	s3		
<b>MITSUBISHI</b>															17-1173			23		26	75,25	72,5		20 x 1,5	83,3	64,4	893	s3		
<b>MITSUBISHI</b>															17-1272			29		26	87,6	89		24 x 1,5	102,	64	691	s3		
13-0354					22	72	127								17-1278			29		26	87,6	89		24 x 1,5	102,	326,6	941,	s4		
13-0410					23	77	105								<b>OPEL</b>															
15-1507			25	21	53,4	75	58,4		22 x 1,5				11	2	13-0010					22	72	127								
15-1668		43	25	23	54	82	64		22 x 1,5				11	1	13-0012					25	90	107								
17-1164			25		33	75,1	72,4		22 x 1,5	97,3	58	624	s3		13-0093					25	90	107								
17-1165			25		33	75,1	72,4		22 x 1,5	97,3	58	916	s3		13-0222					25	78	130								
<b>NISSAN</b>															13-0312					25	78	130								
13-0356					26	86	138								13-0349					22	72	97								
13-0471					26	86	138								13-0350					25	78	130								
13-0562					22	75	112								13-0351					26	86	138								
13-0572					20	68	100								13-0392					25	78	130								
13-0620					22	75	112								13-0393					22	72	127								
13-0624					17	68	100								13-0407					26	86	138								
13-0631					26	86	138								13-0442					25	90	107								
15-1698			29	36	56	101,3	60,1		24 x 1,5				5	2	13-0460					25	78	130								
15-1763			25	20	48,9	72,2	53		22 x 1,5				5	1	13-0463					22	82	126								
15-1784			29	35	56	90	59,4		24 x 1,5				5	2	13-0497					27	98	140								
15-1785			29	33	56	84	58,5		24 x 1,5				5	2	13-0523					17	68	100								
15-1810			23	19	48,99	72,3	55,7		18 x 1,5				5	2	13-0543					21	76	103								
15-1854			29	26	56,1	90,9	59,5		24 x 1,5				5	1	13-0544					20	68	100								
15-1858			29	24	56,2	84,48	59,65		24 x 1,5				5	1	13-0548					21	76	103								

METELLI ref.	Spare Parts	ABS	A	B	C	D	E	F	G	H	I	L	M	Fig	METELLI ref.	Spare Parts	ABS	A	B	C	D	E	F	G	H	I	L	M	Fig
<b>OPEL</b>															<b>OPEL</b>														
<b>13-0571</b>					20	68	100								<b>17-0624</b>			22	22	22	81	85	-	20 x 1	94	58	928	s9	
<b>13-0601</b>					25	90	107								<b>17-0721</b>			33		22	90	92		20 x 1	108	58	596	s3	
<b>13-0637</b>					22	82	126								<b>17-0722</b>			33		22	90	92		20 x 1	108	58	957	s3	
<b>15-1289</b>			33	25	52	90	56		20 x 1,0				8	3	<b>17-0765</b>		29	22			74	74,6	37,5	20 x 1	97	57,5	582	s5	
<b>15-1437</b>		29	22	28	52	81	58		20 x 1,0				11	3	<b>17-0766</b>		29	22			74	74,6	37,5	20 x 1	97	57,5	932	s5	
<b>15-1451</b>		29	22	23	52	82	58		20 x 1,0				15	1	<b>17-0769</b>		29	22			81			20 x 1			580	s5	
<b>15-1504</b>			33	22	53	79,2	53		22 x 1,5				7	1	<b>17-0770</b>		29	22			81			20 x 1			932	s5	
<b>15-1505</b>			33	24	52,3	84,4	54		22 x 1,5				7	1	<b>17-0848</b>			22	22		82	74,6	37,5	20 x 1	96,5	57,4	580	s3	
<b>15-1506</b>			30	26	54,4	91	56		24 x 1,5				7	1	<b>17-0849</b>			22	22		82	74,6	37,5	20 x 1	96,5	57,4	932	s3	
<b>15-1592</b>			25	23	51	82,1	48,2		24 x 1,5				4	1	<b>17-0855</b>			33	22		85	92		22 x 1,5	94	57	587	s3	
<b>15-1593</b>			22	21	51	75,1	40,5		22 x 1,5				4a	1	<b>17-0856</b>			33	22		85	92		22 x 1,5	94	57	951	s3	
<b>15-1613</b>			33	26	52,5	90,9	54		22 x 1,5				7	1	<b>17-1017</b>			22		22	75,5	-	-	20 x 1,5	-	57,5	618	s5	
<b>15-1616</b>			27	26	59	91	48,6		24 x 1,5				4	1	<b>17-1018</b>			22		22	75,5	-	-	20 x 1,5	-	57,5	924	s5	
<b>15-1666</b>			30	34	54,5	93,27	58,2		24 x 2				5	3	<b>17-1174</b>		29	22		22	75,7	74,5		20 x 1	98,5	57,3	561	s3	
<b>15-1687</b>			25	25	51	87	47,1		24 x 1,5				4	1	<b>17-1175</b>			33		27	88	89,3		20 x 1	104	80,5	589	s3	
<b>15-1690</b>			30	24	51,2	84,4	93,7		24 X 1,5				7	1	<b>17-1176</b>			33		27	88	89,3		20 x 1	104	80,5	625	s3	
<b>15-1724</b>			25	20	49	72,3	50,2		18 x 1,5				5	1	<b>17-1177</b>		29	33		22	81	83,9		20 x 1	103,	57,3	597	s3	
<b>15-1732</b>			27	27	58,9	99,9	47,8		24 x 1,5				4	1	<b>17-1178</b>		29	33		22	81	83,9		20 x 1	103,	57,3	962	s3	
<b>15-1743</b>			25	22	50,9	79,08	46,7		24 x 1,5				4	1	<b>17-1179</b>		43	23		22	72,8	69		18 x 1,5	77,8	47	638	s3	
<b>15-1747</b>			22	20	51	72,27	39,75		22 x 1,5				4a	1	<b>17-1180</b>		43	23		22	72,8	69,5		18 x 1,5	77,8	54	825	s3	
<b>15-1750</b>			33	22	52,35	79,07	58,35		20 x 1				6	1	<b>17-1181</b>		43	23		22	72,8	69		18 x 1,5	77,8	47	605	s3	
<b>15-1751</b>			33	24	52,3	84,47	58,35		20 x 1				6	1	<b>17-1182</b>		43	23		22	72,8	69,5		18 x 1,5	77,8	54	854	s3	
<b>15-1790</b>			25	28	49	76,3	50,3		18 x 1,5				5	2	<b>17-1183</b>		29	22		22	75,7	74,5		20 x 1	98,5	57,3	912	s3	
<b>15-1807</b>			30	26	52,4	90,9	58,5		24 x 1,5				7	1	<b>17-1184</b>			33		25	90,9	86		22 x 1,5	94,3	57,6	575	s3	
<b>15-1857</b>			30	24	52	84,48	59,1		24 x 1,5				7	1	<b>17-1185</b>			33	34		90,9	85,8		22 x 1,5	94,3	37	595	s8	
<b>17-0275</b>		29	22	22	22	80	85		20 x 1	94	58	588	s9		<b>17-1186</b>		29	33		34	84,4	82		20 x 1	103,	56	594	s3	
<b>17-0276</b>		29	22	22	22	80	85		20 x 1	94	58	928	s9		<b>17-1187</b>		29	33	34		84,4	82		20 x 1	103,	36,9	619	s8	
<b>17-0479</b>			22			74	74,6	37,5	20 x 1	97	57,5	582			<b>17-1188</b>			30		25	90,9	86		24 x 1,5	94	57,6	576	s3	
<b>17-0480</b>			22			74	74,6	37,5	20 x 1	97	57,5	932			<b>17-1189</b>			30	34		90,9	85,8		24 x 1,5	94	37	594	s8	
<b>17-0483</b>			22			81			20 x 1			580			<b>17-1190</b>			30		27	91	94		24 x 1,5	104	78,6	612	s3	
<b>17-0484</b>			22			81			20 x 1			932			<b>17-1191</b>			33		27	90,9	86		22 x 1,5	94,3	78	564	s3	
<b>17-0623</b>			22	22	22	81	85	-	20 x 1	94	58	588	s9		<b>17-1192</b>			33		27	90,9	86		22 x 1,5	94,3	78	577	s3	

























































METELLI ref.	Spare Parts	ABS	A	B	C	D	E	F	G	H	I	L	M	Fig	METELLI ref.	Spare Parts	ABS	A	B	C	D	E	F	G	H	I	L	M	Fig
<b>OPEL</b>															<b>OPEL LCV</b>														
<b>17-1193</b>		29	33		27	87,8	89,3		20x1	103,	80,5	588	s3		<b>17-0271</b>			33	25	34	90	94		20 x 1	108	57	590	s9	
<b>17-1194</b>		29	33		27	87,8	89,3		20x1	103,	80,5	625	s3		<b>17-0272</b>			33	25	34	90	101		20 x 1	108	57	940	s9	
<b>17-1195</b>			30		34	90,3	92		24 x 1.5	104,	56,5	628	s3		<b>17-0273</b>		29	33	25	34	90	94		20 x 1	108	57	590	s9	
<b>17-1196</b>			30	34		90,3	94		24 x 1.5	104,	36,7	588	s8		<b>17-0274</b>		29	33	25	34	90	101		20 x 1	108	57	940	s9	
<b>OPEL LCV</b>															<b>17-0275</b>		29	22	22	22	80	85		20 x 1	94	58	588	s9	
															<b>17-0276</b>		29	22	22	22	80	85		20 x 1	94	58	928	s9	
<b>13-0008</b>					19	75	82								<b>17-0623</b>			22	22	22	81	85	-	20 x 1	94	58	588	s9	
<b>13-0009</b>					22	76	113								<b>17-0624</b>			22	22	22	81	85	-	20 x 1	94	58	928	s9	
<b>13-0011</b>					22	83	79								<b>PEUGEOT</b>														
<b>13-0028</b>					23	78	110								<b>13-0203</b>					28	74	115							
<b>13-0093</b>					25	90	107								<b>13-0382</b>					22	76	113							
<b>13-0221</b>					22	78	94								<b>13-0419</b>					25	90	107							
<b>13-0351</b>					26	86	138								<b>13-0429</b>					28	74	115							
<b>13-0392</b>					25	78	130								<b>13-0483</b>					25	90	107							
<b>13-0460</b>					25	78	130								<b>13-0491</b>					20	68	100							
<b>13-0497</b>					27	98	140								<b>13-0504</b>					34,9	84	119							
<b>13-0512</b>					29,5	100,6	130								<b>13-0511</b>					34,9	84	119							
<b>13-0543</b>					21	76	103								<b>13-0566</b>					22	82	126							
<b>14-0010</b>					19	55	98								<b>13-0638</b>					22	75	112							
<b>15-1029</b>			22	28	52	81	58		20 x 1,0				11	3	<b>15-1469</b>			28	34	58,4	86	52,3		24 x 1,5			11a	2	
<b>15-1051</b>		29	33	25	52	90	61		20 x 1,0				5	3	<b>15-1560</b>			21	22	48,6	79,2	52		20 x 1,5			4a	2	
<b>15-1056</b>		29	22	22	52	81	57		20 x 1,0				11	3	<b>15-1585</b>		48	25	34	58,5	86	46,5		24 x 1,5			11a	2	
<b>15-1118</b>		29	22	22	52	81	58,5		20 x 1,0				9	3	<b>15-1636</b>			28	39	58,4	95	53,7		24 x 1,5			11a	2	
<b>15-1307</b>		29	22	30	52	82	57		20 x 1,0				11	2	<b>15-1649</b>			21	22	48,6	79,2	52		20 x 1,5			4a	2	
<b>15-1506</b>			30	26	54,4	91	56		24 x 1,5				7	1	<b>15-1675</b>			25	34	58,5	86	46,5		24 x 1,5			11a	2	
<b>15-1592</b>			25	23	51	82,1	48,2		24 x 1,5				4	1	<b>15-1711</b>			25	39	58,4	94,9	88,7		24 x 1,5			11a	2	
<b>15-1616</b>			27	26	59	91	48,6		24 x 1,5				4	1	<b>15-1758</b>			27	39	58	94,9	50		24 x 1,5			11	2	
<b>15-1687</b>			25	25	51	87	47,1		24 x 1,5				4	1	<b>15-1797</b>			25	39	58,4	94,9	46,1		24 x 1,5			11a	2	
<b>15-1732</b>			27	27	58,9	99,9	47,8		24 x 1,5				4	1	<b>15-1809</b>			21	21	48,9	75,1	51,1		20 x 1,5			4a	2	
<b>15-1743</b>			25	22	50,9	79,08	46,7		24 x 1,5				4	1	<b>15-1867</b>			25	22	58,65	79,1	48		24 x 1,5			11a	2	
<b>15-1755</b>			27	37	56,65	102,97	59,9		22 x 1,5				11	2	<b>17-0380</b>			21		22	79	76,5	32	20 x 1,5	86	317	887	s4	
<b>16-1008</b>			22	22	34,9	84																							



























































METELLI ref.	Spare Parts	ABS	A	B	C	D	E	F	G	H	I	L	M	Fig	METELLI ref.	Spare Parts	ABS	A	B	C	D	E	F	G	H	I	L	M	Fig
<b>RENAULT</b>															<b>RENAULT</b>														
<b>13-0207</b>					22	80	83								<b>15-1749</b>			21	28	48,9	51	75		20 x 1,5				11	2
<b>13-0346</b>					20	68	100								<b>15-1768</b>			27	26	56,45	92	53,8		22 x 1,5				5	1
<b>13-0348</b>					20	68	100								<b>15-1792</b>		44	23	23	58,7	82	52,4		20 x 1,5				3	1
<b>13-0361</b>					22	82	126								<b>15-1803</b>			27	33	56,6	89,9	53,8		18 x 1,5				11	2
<b>13-0363</b>					27	92	136								<b>15-1840</b>			25	33	52,7	84	54		20 x 1,5				11	2
<b>13-0364</b>					31	75	115								<b>15-1841</b>			27	33	56,6	83,9	52,5		22 x 1,5				11	2
<b>13-0390</b>					24	80	116								<b>15-1842</b>			23	33	49	84	51		20 x 1,5				5	2
<b>13-0445</b>					20	78	103								<b>15-1844</b>			27	36	56,6	90,7	53,8		18 x 1,5				11	2
<b>13-0494</b>					26	87	117								<b>15-1864</b>			23	28	48,9	75,08	50,9		20 x 1,5				5a	2
<b>13-0495</b>					22	82	126								<b>15-1876</b>			27	33	56,65	83,58	53,45		22 x 1,5				11	2
<b>13-0496</b>					27	90	140								<b>17-0029</b>			21			76,5		30	20 x 1,5	84		623	s7	
<b>13-0512</b>					29,5	100,6	130								<b>17-0030</b>			21		23	76,5	81,5	30	20 x 1,5	84		694	s8	
<b>13-0584</b>					25	90	107								<b>17-0033</b>			21			86		30	20 x 1,5	80		610	s7	
<b>13-0588</b>					22	82	126								<b>17-0034</b>			21		23	86,5	81,5	30	20 x 1,5	84		703	s8	
<b>13-0595</b>					26	87	117								<b>17-0048</b>			21			76,5		30	20 x 1,5	84		649	s7	
<b>13-0610</b>					22	82	126								<b>17-0049</b>			21		23	76,5	81,5	30	20 x 1,5	84		722	s8	
<b>13-0611</b>					22	75	112								<b>17-0637</b>			21	23		86		30	20 x 1,5	83,8		682	s7	
<b>13-0612</b>					23	76,3	114,8								<b>17-0638</b>			21	23		86	80		20 x 1,5	83,8	40,7	754,	s8	
<b>13-0613</b>					25	90	107								<b>17-0904</b>			23	26		84	79		20 x 1,5	86	64	658	s3	
<b>13-0627</b>					25	78	130								<b>17-0908</b>			23	26		80	79		20 x 1,5	79	326	896	s4	
<b>15-1285</b>		26	21	25	56,3	90	54		20 x 1,5				11	3	<b>17-1224</b>			21			90		30	20 x 1,5	83	24	602	s7	
<b>15-1501</b>			23	30	49	83,6	50		20 x 1,5				11	2	<b>17-1225</b>			21	23		90		30	20 x 1,5	83	24	700	s8	
<b>15-1503</b>			23	28	49	76	50		20 x 1,5				11	2	<b>17-1226</b>		48	23	27		90	82,5		20 x 1,5	80	47,5	721	s8	
<b>15-1519</b>			25	33	52,7	84	52,5		20 x 1,5				11	2	<b>17-1227</b>		26	21		26	83,4	78,7		20 x 1,5	85,2	42,4	620	s3	
<b>15-1522</b>			27	35	56,7	95,1	52,4		22 x 1,5				11	2	<b>17-1228</b>		26	21	23		83,4	78,7		20 x 1,5	85,2	40,2	742	s8	
<b>15-1523</b>			25	22	52,5	79,5	53,5		-				3	2	<b>17-1229</b>			21			90		30	20 x 1,5	83	24	618	s7	
<b>15-1576</b>			27	37	56,7	103,5	52,4		22 x 1,5				11	2	<b>17-1230</b>			21	23		90		30	20 x 1,5	83	24	717	s8	
<b>15-1579</b>			25	30	52,7	83,7	52,1		20 x 1,5				11	2	<b>17-1231</b>			25		39	83,9	81,4		20 x 1,5	88	65,6	638	s3	
<b>15-1670</b>		44	21	30	52,4	84,9	51,4		20 x 1,5				11	2	<b>17-1232</b>			25		39	83,9	81,1		20 x 1,5	88	351,4	931	s4	
<b>15-1727</b>			25	33	52,5	89,9	53,9		20 x 1,5				11	2	<b>17-1233</b>			23		26	83,7	78,7		20 x 1,5	86,2	42,6	672	s3	
<b>15-1728</b>			25	23	52,5	82	54,9		20 x 1,5				5	1	<b>17-1234</b>			23		23	83,7	78,8		20 x 1,5	86,2	216,8	806	s4	
<b>15-1731</b>			27	35	56,6	94,9	53		22 x 1,5				11	2	<b>17-1235</b>			23			90			20 x 1,5	85		619	s7	































































QUOTE DIMENSIONALI TRASMISSIONI - DIMENSIONS TRANSMISSION































































METELLI ref.	Spare Parts	ABS	A	B	C	D	E	F	G	H	I	L	M	Fig	METELLI ref.	Spare Parts	ABS	A	B	C	D	E	F	G	H	I	L	M	Fig
<b>RENAULT</b>															<b>ROVER</b>														
<b>17-1236</b>			23		39	90	81,1		20 x 1,5	85	363,3	931	s4		<b>15-1288</b>		43	26	22	55	84	51		22 x 1,5				3	2
<b>17-1237</b>		44	23		26	82,3	75,4		20 x 1,5	85	62,3	597	s3		<b>15-1299</b>			26	22	55	84	51		22 x 1,5				3	2
<b>17-1238</b>		44	23		26	82,3	75,2		20 x 1,5	85	326,1	857	s4		<b>15-1368</b>		48	26	28	56,7	98,2	51,8		22 x 1,5				11	3
<b>17-1239</b>			27			103,6			22 x 1,5	91,9		660	s7		<b>15-1399</b>		43	26	32	54,6	91,9	51		22 x 1,5				1	2
<b>17-1240</b>			27		39	103,6	89,1		22 x 1,5	91,9	363	996	s4		<b>15-1408</b>			26	32	54,6	93	51		22 x 1,5				1	2
<b>17-1243</b>			23			76			20 x 1,5	83		630	s7	<b>SAAB</b>															
<b>17-1244</b>			23	23		76	78,7		20 x 1,5	83	40,2	727	s8	<b>13-0351</b>					26	86	138								
<b>17-1245</b>			27		26	79,1	75,5		22 x 1,5	91,1	64,2	679	s3	<b>13-0514</b>					37,5	91	127								
<b>17-1246</b>			27		26	79,1	75,2		22 x 1,5	91,1	325,5	921	s4	<b>15-1506</b>			30	26	54,4	91	56		24 x 1,5				7	1	
<b>17-1247</b>			23		26	79,65	78,8		20 x 1,5	86	64,1	612	s3	<b>15-1599</b>			30	28	55,4	92,1	52,5		24 x 1,5				7	1	
<b>17-1248</b>			23		26	79,65	79		20 x 1,5	86	325,5	869	s4	<b>15-1652</b>			30	25	52,4	89,95	59		24 x 1,5				7	3	
<b>RENAULT LCV</b>															<b>SEAT</b>														
<b>13-0589</b>					27	98	140								<b>13-0283</b>					26	87	117							
<b>13-0611</b>					22	75	112								<b>13-0319</b>					26	87	117							
<b>15-1782</b>			31	27	69,9	98,5	60,7		24 x 1,5				3	2	<b>13-0480</b>					25,5	94	116							
<b>15-1841</b>			27	33	56,6	83,9	52,5		22 x 1,5				11	2	<b>13-0545</b>					22	75	112							
<b>17-0169</b>			21		23	86,5	83,5	30	20 x 1,5	85		724	s8	<b>13-0553</b>					27,3	96,5	109								
<b>17-0395</b>			21			86		30	20 x 1,5	85		623	s7	<b>13-0585</b>					27,3	96,5	109								
<b>17-0397</b>		26	21			86		30	20 x 1,5	85		626	s7	<b>13-0590</b>					20	78	103								
<b>17-0432</b>		26	21		23	86,5	83,5	30	20 x 1,5	85		724	s8	<b>15-1414</b>			36	30	52	90	43,5		16 x 1,5				11	2	
<b>17-1241</b>			27		39	102	88,2		22 x 1,5	94	73,8	697	s3	<b>15-1467</b>			36	30	59,5	90	40		16 x 1,5				13	2	
<b>17-1242</b>			27		39	102	88		22 x 1,5	94	360,2	1012	s4	<b>15-1708</b>			36	33	59,5	93,7	39,8		16 x 1,5				13	2	
<b>17-1245</b>			27		26	79,1	75,5		22 x 1,5	91,1	64,2	679	s3	<b>15-1770</b>			36	30	52	85	43		16 x 1,5				11	2	
<b>17-1246</b>			27		26	79,1	75,2		22 x 1,5	91,1	325,5	921	s4	<b>15-1771</b>			36	27	52	97,95	39,5		16 x 1,5				11	2	
<b>17-1249</b>			31		39	98,5	88,2		24 x 1,5	100,	73,8	744	s3	<b>15-1783</b>			22	26	46	81	49,8		20 x 1,5				11	1	
<b>17-1250</b>			31		39	98,5	88,3		24 x 1,5	100,	364,1	1074	s4	<b>15-1786</b>			36	27	59,4	99,9	39		16 x 1,5				13a	1	
<b>ROVER</b>															<b>17-0613</b>		36			90			16 x 1,5	59		471	s1		
<b>13-0210</b>					20	78	103								<b>17-0614</b>		36			90			16 x 1,5	59		757	s10		
<b>13-0253</b>					24	90	83								<b>17-0761</b>		36			100	108				488				
<b>13-0274</b>					21	85	103								<b>17-0762</b>		36			100	108				795				

METELLI ref.	Spare Parts	ABS	A	B	C	D	E	F	G	H	I	L	M	Fig	METELLI ref.	Spare Parts	ABS	A	B	C	D	E	F	G	H	I	L	M	Fig	
<b>SKODA</b>															<b>SUZUKI</b>															
13-0283					26	87	117								13-0523					17	68	100								
13-0319					26	87	117								13-0571					20	68	100								
13-0320					25	90	107								13-0581					22	72	127								
13-0480					25,5	94	116								15-1380			26	22	48	79	115,4		8 x 1,25			12	1		
13-0545					22	75	112								15-1540			26	30	47,9	83	115,8		8 x 1,25			12	2		
13-0553					27,3	96,5	109								15-1724			25	20	49	72,3	50,2		18 x 1,5			5	1		
13-0585					27,3	96,5	109								15-1781			25	21	49	75,1	50,2		18 x 1,5			5	1		
13-0590					20	78	103								15-1790			25	28	49	76,3	50,3		18 x 1,5			5	2		
15-1414			36	30	52	90	43,5		16 x 1,5					11	2	<b>TOYOTA</b>														
15-1463			36	27	59,5	97,95	40,5		16 x 1,5					13	2	13-0370					22	82	126							
15-1467			36	30	59,5	90	40		16 x 1,5					13	2	13-0530					25	90	107							
15-1708			36	33	59,5	93,7	39,8		16 x 1,5					13	2	13-0540					21	85	103							
15-1770			36	30	52	85	43		16 x 1,5					11	2	13-0599					25	90	107							
15-1771			36	27	52	97,95	39,5		16 x 1,5					11	2	13-0603					24	80	116							
15-1783			22	26	46	81	49,8		20 x 1,5					11	1	13-0622					20	68	100							
15-1786			36	27	59,4	99,9	39		16 x 1,5				13a	1	13-0634					22	82	126								
17-0759			36			90	100			40		521			13-0640					20	68	100								
17-0760			36			90	100			40		813			13-0641					22	75	112								
17-0763			36			90	100			40		544			15-1515			24	20	49,5	73	55		-			5a	1		
17-0764			36			90	100			40		798			15-1536		48	26	27	63,2	94,5	58,5		22 x 1,5			5	2		
<b>SMART</b>															15-1539		48	26	23	58	82	59,5		22 x 1,5					5	1
17-1164			25		33	75,1	72,4		22 x 1,5	97,3	58	624	s3		15-1544		48	26	25	58	90,2	59		22 x 1,5			5	1		
17-1165			25		33	75,1	72,4		22 x 1,5	97,3	58	916	s3		15-1805			26	21	55,63	75,08	59,45		22 x 1,5			5	1		
<b>SUBARU</b>															15-1814		48	26	26	62,9	90,8	59,7		22 x 1,5				5	1	
13-0608					20	75	105								15-1818			26	23	61,1	84,9	59,7		22 x 1,5			5	2		
15-1839			27	30	52	76,3	50,6		22 x 1,5				4	2	15-1878			30	33	61,13	83,58	55,95		22 x 1,5			5	2		
<b>SUZUKI</b>															15-1884		48	24	19	58	70	57,5		22 x 1,5				5a	2	
13-0261					21	73	91								15-1885			26	24	55,6	86	59		22 x 1,5			5	1		
13-0262					22	76	113								15-1896			30	25	61	90,3	58		22 x 1,5			11	1		
															17-1251			26		23	83,2	84,7		22 x 1,5	96,1	59,9	607	s3		
															17-1252			26		23	83,2	84,7		22 x 1,5	96,1	59,9	923	s3		



METELLI ref.	Spare Parts	ABS	A	B	C	D	E	F	G	H	I	L	M	Fig	METELLI ref.	Spare Parts	ABS	A	B	C	D	E	F	G	H	I	L	M	Fig
<b>TOYOTA</b>															<b>VOLKSWAGEN</b>														
<b>17-1253</b>		48	24		23	77,2	78,2		22 x 1,5	91	60,3	635	s3		<b>15-1771</b>			36	27	52	97,95	39,5		16 x 1,5			11	2	
<b>17-1254</b>		48	24		23	77,2	78,2		22 x 1,5	91	60,3	876	s3		<b>15-1783</b>			22	26	46	81	49,8		20 x 1,5			11	1	
<b>VOLKSWAGEN</b>															<b>15-1786</b>			36	27	59,4	99,9	39		16 x 1,5				13a	1
<b>13-0005</b>					20	68	80								<b>16-1004</b>				33		94								
<b>13-0048</b>					22	83	79								<b>16-1010A</b>				33		100								
<b>13-0152</b>					26	87	117								<b>16-1010B</b>				33		100								
<b>13-0154</b>					22	76	113								<b>16-1010C</b>				33		100								
<b>13-0196</b>					24	90	90								<b>16-1010D</b>				33		100								
<b>13-0283</b>					26	87	117								<b>16-1022</b>				33		94								
<b>13-0293</b>					25	90	107								<b>16-1033</b>		28				112							1	
<b>13-0319</b>					26	87	117								<b>17-0121</b>			22	33		81	94		20 x 1,5	78		562	s10	
<b>13-0320</b>					25	90	107								<b>17-0123</b>			22	33		90	100		20 x 1,5	78		551	s10	
<b>13-0480</b>					25,5	94	116								<b>17-0124</b>			22	33		90	100		20 x 1,5	78		783	s10	
<b>13-0545</b>					22	75	112								<b>17-0187</b>			22	33		90	100		20 x 1,5	78		552	s10	
<b>13-0553</b>					27,3	96,5	109								<b>17-0188</b>			22	33		90	100		20 x 1,5	78		792	s10	
<b>13-0585</b>					27,3	96,5	109								<b>17-0199</b>		45	33	28		88	108		14 x 1,5	30		609	s14	
<b>13-0590</b>					20	78	103								<b>17-0200</b>		45	33	28		88	108		14 x 1,5	30		635	s14	
<b>14-0005</b>					21	94	97								<b>17-0207</b>			36	33		81	92		20 x 1,5	74		554	s14	
<b>14-0020</b>					21	94	97								<b>17-0208</b>			36	33		81	92		20 x 1,5	74		822	s14	
<b>14-0028</b>					28	67	102								<b>17-0211</b>			36	33		90	100		20 x 1,5	78		823	s10	
<b>15-1009</b>			22	30	53	90	49		20 x 1,5					11	2	<b>17-0357</b>			36	33		90	100		20 x 1,5	78		783	s10
<b>15-1021</b>			22	30	53	81	48		20 x 1,5					11	2	<b>17-0358</b>			36	33		90	100		20 x 1,5	78		553	s10
<b>15-1189</b>			36	30	52,8	90	40		20 x 1,5					11	2	<b>17-0603</b>		45	38			98	130		16 x 1,5	34		601	s15
<b>15-1241</b>			36	30	53	81	40		20 x 1,5					11	2	<b>17-0604</b>		45	38			98	130		16 x 1,5	34		621	s15
<b>15-1267</b>		45	38	27	59,5	98	34		16 x 1,5					13	2	<b>17-0611</b>			36	33		85	94		16 x 1,5	59		501	s10
<b>15-1414</b>			36	30	52	90	43,5		16 x 1,5					11	2	<b>17-0612</b>			36	33		85	94		16 x 1,5	59		750	s10
<b>15-1428</b>			36	27	53	98	40		20 x 1,5					11	2	<b>17-0613</b>			36			90			16 x 1,5	59		471	s1
<b>15-1463</b>			36	27	59,5	97,95	40,5		16 x 1,5					13	2	<b>17-0614</b>			36			90			16 x 1,5	59		757	s10
<b>15-1467</b>			36	30	59,5	90	40		16 x 1,5					13	2	<b>17-0747</b>			36			90	108		20 x 1,5	78		544	s1
<b>15-1708</b>			36	33	59,5	93,7	39,8		16 x 1,5					13	2	<b>17-0748</b>			36			90	108		20 x 1,5	78		808	s1
<b>15-1770</b>			36	30	52	85	43		16 x 1,5					11	2	<b>17-0759</b>			36			90	100			40		521	
															<b>17-0760</b>			36			90	100			40		813		

METELLI ref.	Spare Parts	ABS	A	B	C	D	E	F	G	H	I	L	M	Fig	METELLI ref.	Spare Parts	ABS	A	B	C	D	E	F	G	H	I	L	M	Fig
<b>VOLKSWAGEN</b>															<b>VOLKSWAGEN LCV</b>														
<b>17-0761</b>			36			100	108					488			<b>15-1428</b>			36	27	53	98	40		20 x 1,5			11	2	
<b>17-0762</b>			36			100	108					795			<b>15-1463</b>			36	27	59,5	97,95	40,5		16 x 1,5			13	2	
<b>17-0763</b>			36			90	100			40		544			<b>15-1786</b>			36	27	59,4	99,9	39		16 x 1,5			13a	1	
<b>17-0764</b>			36			90	100			40		798			<b>15-1855</b>			28	27	64,7	99,99	44,05		16 x 1,5			13a	1	
<b>17-1083</b>		45	33			88	90		14 x 1.5	30,2		497	s15		<b>16-1004</b>				33		94								
<b>17-1084</b>		45	33			88	90		14 x 1.5	30,2		583	s15		<b>16-1010A</b>				33		100								
<b>17-1085</b>			36			98	85,7		16 x 1.5	40,1		478	s15		<b>16-1010B</b>				33		100								
<b>17-1086</b>			36			98	85,7		16 x 1.5	40,1		755	s15		<b>16-1010C</b>				33		100								
<b>17-1257</b>			38		26	98	102		16 x 1.5	34,2	78	619	s3		<b>17-0002</b>			22	33		81	94		20 x 1,5	78		540	s10	
<b>17-1258</b>			38	35		98	102		16 x 1.5	34,2	39,5	558	s8		<b>17-0003</b>			22	33		81	94		20 x 1,5	78		774	s10	
<b>17-1259</b>			22			88	93,4		20 x 1.5	78,6		543	s10		<b>17-0187</b>			22	33		90	100		20 x 1,5	78		552	s10	
<b>17-1260</b>			22			88	91,7		20 x 1.5	78,6		758	s10		<b>17-0188</b>			22	33		90	100		20 x 1,5	78		792	s10	
<b>17-1261</b>			36			98	85,7		20 x 1.5	78		521	s10		<b>17-0211</b>			36	33		90	100		20 x 1,5	78		823	s10	
<b>17-1262</b>			36			98	85,7		20 x 1.5	78		815	s10		<b>17-0358</b>			36	33		90	100		20 x 1,5	78		553	s10	
<b>17-1263</b>			36			98	85,7		16 x 1.5	40,1		749	s10		<b>17-0751</b>			22			90	100		20 x 1,5	78	32	547	s1	
<b>17-1264</b>			36			77	93,4		16 x 1.5	58,1		515	s10		<b>17-0752</b>			22			90			20 x 1,5	78		780	s1	
<b>17-1265</b>			36			77	93,4		16 x 1.5	58,1		765	s10		<b>17-1066</b>			38		26	100	91		20 x 1,5	103	205	853	s4	
<b>17-1266</b>			36			90	99,6		16 x 1.5	58,2		492	s10		<b>17-1069</b>			38		26	106	91		20 x 1,5	103	290	871	s4	
<b>17-1267</b>			36			90	99,6		16 x 1.5	58,3		785	s10		<b>17-1085</b>			36			98	85,7		16 x 1,5	40,1		478	s15	
<b>VOLKSWAGEN LCV</b>															<b>17-1086</b>			36			98	85,7		16 x 1,5	40,1		755	s15	
<b>VOLKSWAGEN LCV</b>															<b>17-1261</b>			36			98	85,7		20 x 1,5	78		521	s10	
<b>VOLKSWAGEN LCV</b>															<b>17-1262</b>			36			98	85,7		20 x 1,5	78		815	s10	
<b>13-0005</b>					20	68	80								<b>VOLVO</b>														
<b>13-0048</b>					22	83	79																						
<b>13-0152</b>					26	87	117																						
<b>13-0293</b>					25	90	107								<b>13-0369</b>						27,3	96,5	109						
<b>13-0320</b>					25	90	107								<b>13-0499</b>						27	90	140						
<b>13-0585</b>					27,3	96,5	109								<b>13-0524</b>						25	90	107						
<b>13-0630</b>					26	86	138								<b>13-0539</b>						21	85	103						
<b>14-0005</b>					21	94	97								<b>13-0597</b>						22	75	112						
<b>15-1009</b>			22	30	53	90	49		20 x 1,5				11	2	<b>13-0598</b>						30	96,2	137						
<b>15-1021</b>			22	30	53	81	48		20 x 1,5				11	2	<b>13-0647</b>						27,3	96,5	109						
<b>15-1189</b>			36	30	52,8	90	40		20 x 1,5				11	2	<b>15-1517</b>		48	36	27	56,5	98,2	48		10 x 1,5				13a	1

QUOTE DIMENSIONALI TRASMISSIONI - DIMENSIONS TRANSMISSION



METELLI ref.	Spare Parts	ABS	A	B	C	D	E	F	G	H	I	L	M	Fig	METELLI ref.	Spare Parts	ABS	A	B	C	D	E	F	G	H	I	L	M	Fig

QUOTE DIMENSIONALI TRASMISSIONI - DIMENSIONS TRANSMISSION

Ad. OE	METELLI ref.	Ad. OE	METELLI ref.	Ad. OE	METELLI ref.	Ad. OE	METELLI ref.	Ad. OE	METELLI ref.	Ad. OE	METELLI ref.
<b>ABARTH</b>		50504034	<b>17-1080</b>	1J0 407 271C	<b>17-0358</b>	357 498 103B	<b>16-1010B</b>	8E0 498 203D	<b>13-0301</b>	33 21 1 229 473	<b>17-1094</b>
		50517134	<b>17-1079</b>	1J0 407 271DL	<b>17-0358</b>	357 498 104	<b>16-1010A</b>	8J0 498 099	<b>15-1463</b>	33 41 1 127 093	<b>17-1092</b>
		51783824	<b>15-1449</b>	1J0 407 271FN	<b>17-0358</b>	3C0 407 311A#	<b>15-1786</b>	8K0 407 285A	<b>13-0461</b>		
		51787180	<b>15-1449</b>	1J0 407 271H	<b>17-0358</b>	3C0 498 099	<b>15-1786</b>	8K0 407 305C#	<b>15-1697</b>		
46308465	<b>13-0460</b>	51876349	<b>17-1081</b>	1J0 407 271Q	<b>17-0207</b>	431 407 331E#	<b>16-1004</b>	8K0 407 305D#	<b>15-1688</b>	<b>CHEVROLET</b>	
46308551#	<b>15-1687</b>	51876350	<b>17-1082</b>	1J0 407 272	<b>17-0211</b>	441 498 203A	<b>13-0196</b>	8K0 407 305E#	<b>15-1689</b>		
46308759*	<b>15-1687</b>	60545288	<b>17-1071</b>	1J0 407 272BL	<b>17-0208</b>	4D0 407 305B#	<b>15-1436</b>	8K0 407 305F#	<b>15-1688</b>		
46308875	<b>15-1687</b>	60562864	<b>17-1070</b>	1J0 407 272JK	<b>17-0211</b>	4D0 498 099	<b>15-1267</b>	8K0 498 099	<b>15-1688</b>		
46308915	<b>15-1687</b>	60802000	<b>15-1440</b>	1J0 407 311C#	<b>15-1189</b>	4D0 598 099	<b>15-1267</b>	8K0 498 099A	<b>15-1689</b>	13318002	<b>13-0551</b>
51795511*	<b>15-1687</b>	60806930#	<b>16-1020</b>	1J0 407 311D#	<b>15-1189</b>	4E0 407 285	<b>13-0585</b>	8K0 498 099B	<b>15-1697</b>	13318002	<b>13-0587</b>
71745011	<b>15-1601</b>	60811035	<b>14-0019</b>	1J0 407 451AX	<b>17-0358</b>	4F0 407 285	<b>13-0462</b>	8K0 498 099C	<b>15-1688</b>	13318003	<b>13-0476</b>
71745014	<b>13-0397</b>	60811991	<b>14-0019</b>	1J0 498 099	<b>15-1241</b>	4Z7 407 271E	<b>17-1089</b>	8K0 498 099D	<b>15-1688</b>	13318003	<b>13-0596</b>
71771179	<b>15-1687</b>	60812691#	<b>16-1020</b>	1J0 498 099A	<b>15-1241</b>	4Z7 407 272E	<b>17-1090</b>	8K0 498 203	<b>13-0461</b>	13318006	<b>15-1746</b>
4315445	<b>14-0019</b>	60816984	<b>13-0093</b>	1J0 498 099E	<b>15-1428</b>	4Z7 407 451AX	<b>17-1089</b>	8K0 498 203A	<b>13-0462</b>	13318008	<b>15-1704</b>
46307029	<b>14-0019</b>	71745011#	<b>15-1601</b>	1J0 498 103	<b>16-1022</b>	5M0 498 099	<b>15-1708</b>	8Z0 407 272AM	<b>17-0612</b>	93745993	<b>15-1813</b>
46307067	<b>13-0167</b>	71745014	<b>13-0397</b>	1J0 498 103A	<b>16-1010D</b>	5M0 498 203	<b>13-0480</b>	8Z0 407 272AP	<b>17-0612</b>	93745994	<b>15-1812</b>
46307083	<b>15-1210</b>	71771157	<b>13-0482</b>	1J0 498 203	<b>13-0154</b>	5N0 498 099	<b>15-1786</b>	ZBA 407 331#	<b>16-1004</b>	94564015	<b>15-1808</b>
46307447	<b>17-1072</b>	71771158	<b>13-0497</b>	1K0 407 271BF	<b>17-1085</b>	5N0 498 099A	<b>15-1786</b>	ZBC 407 331#	<b>16-1004</b>	94564018	<b>13-0619</b>
46307514	<b>17-1072</b>	71771177	<b>15-1710</b>	1K0 407 271EG	<b>17-1085</b>	6Q0 498 099E	<b>15-1414</b>			95228684	<b>15-1845</b>
46307575	<b>13-0420</b>	71771180	<b>15-1595</b>	1K0 407 271KA	<b>17-1085</b>	6Q0 498 203A	<b>13-0283</b>			95228721	<b>15-1845</b>
46307716	<b>13-0287</b>	71771184#	<b>15-1732</b>	1K0 407 271LG	<b>15-1732</b>	6R0 498 099A	<b>15-1771</b>	<b>BMW</b>		95228738	<b>15-1845</b>
46307733	<b>13-0093</b>	71771185	<b>15-1710</b>	1K0 407 272DQ	<b>17-1091</b>	7H0 498 203	<b>13-0585</b>			95228740	<b>13-0614</b>
46307742	<b>15-1440</b>	77365996	<b>15-1593</b>	1K0 407 272ER	<b>17-1086</b>	7L0 498 099A	<b>15-1659</b>			95228769	<b>15-1849</b>
46307924	<b>15-1440</b>	7771580	<b>14-0019</b>	1K0 407 272QE	<b>17-1086</b>	7L0 498 099C	<b>15-1659</b>			95228778	<b>13-0606</b>
46307934#	<b>15-1616</b>			1K0 407 272QF	<b>17-1086</b>	7L0 498 103A	<b>16-1033</b>	31 60 7 454 125*	<b>15-1892</b>	95228794	<b>13-0614</b>
46308089	<b>17-1073</b>			1K0 407 311H#	<b>15-1467</b>	7L0 498 201A	<b>14-0028</b>	31 60 7 502 731	<b>17-1097</b>	96273760	<b>15-1656</b>
46308090	<b>17-1073</b>			1K0 407 311J#	<b>15-1463</b>	7L0 498 203	<b>13-0437</b>	31 60 7 502 732	<b>17-1098</b>	96348790*	<b>15-1530</b>
46308131	<b>17-1077</b>	<b>AUDI</b>		1K0 407 311L#	<b>15-1467</b>	807 407 331#	<b>16-1004</b>	31 60 7 505 199	<b>17-1097</b>	96391550	<b>15-1530</b>
46308132	<b>17-1078</b>			1K0 407 451CX	<b>17-0759</b>	8D0 407 271AC	<b>17-1083</b>	31 60 7 505 200	<b>17-1098</b>	96391551	<b>15-1530</b>
46308163	<b>17-1075</b>			1K0 407 451QX	<b>17-1085</b>	8D0 407 271AH	<b>17-0603</b>	31 60 7 533 215	<b>17-1099</b>	96391553	<b>13-0366</b>
46308164	<b>17-1076</b>	113 501 331#	<b>16-1004</b>	1K0 407 454HX	<b>17-1086</b>	8D0 407 271AQ	<b>17-0199</b>	31 60 7 533 216	<b>17-1100</b>	96391553	<b>13-0434</b>
46308235#	<b>15-1595</b>	113 598 101	<b>16-1004</b>	1K0 498 099	<b>15-1467</b>	8D0 407 272AC	<b>17-1084</b>	31 60 7 545 108	<b>13-0648</b>	96391553	<b>13-0442</b>
46308277	<b>13-0563</b>	171 407 331F#	<b>16-1004</b>	1K0 498 099B	<b>15-1463</b>	8D0 407 272AQ	<b>17-0200</b>	33 20 1 229 441	<b>17-1095</b>	96451333*	<b>15-1780</b>
46308337	<b>15-1593</b>	171 407 331H#	<b>16-1004</b>	1K0 498 099C	<b>15-1467</b>	8D0 407 272BE	<b>17-1084</b>	33 20 1 229 449	<b>17-1095</b>	96489855	<b>13-0554</b>
46308338	<b>13-0393</b>	171 407 331K#	<b>16-1004</b>	1K0 498 099E	<b>15-1467</b>	8D0 407 272DM	<b>17-1084</b>	33 21 1 225 570	<b>17-1092</b>	96624721*	<b>15-1666</b>
46308465	<b>13-0460</b>	191 498 103	<b>16-1010B</b>	1K0 498 103	<b>16-1010C</b>	8D0 407 305J#	<b>15-1267</b>	33 21 1 225 891	<b>17-1092</b>	96624722*	<b>15-1666</b>
46308518	<b>15-1449</b>	191 498 103A	<b>16-1010B</b>	1K0 498 103B	<b>16-1022</b>	8D0 407 451AV	<b>17-0199</b>	33 21 1 225 892	<b>17-1093</b>		
46308551#	<b>15-1687</b>	191 498 103C	<b>16-1010B</b>	1K0 498 201B	<b>14-0020</b>	8D0 407 451AX	<b>17-0199</b>	33 21 1 225 893	<b>17-1093</b>		
46308552#	<b>15-1637</b>	191 498 104	<b>16-1010A</b>	1K0 498 203	<b>13-0293</b>	8D0 407 451DV	<b>17-1083</b>	33 21 1 225 942	<b>17-1096</b>		
46308672	<b>13-0420</b>	191 498 104A	<b>16-1010A</b>	1K0 498 203A	<b>13-0320</b>	8D0 407 451DX	<b>17-1083</b>	33 21 1 225 943	<b>17-1096</b>	<b>CHEVROLET USA</b>	
46308675	<b>13-0482</b>	191 498 201D	<b>14-0005</b>	1K0 498 203A	<b>13-0553</b>	8D0 407 452AV	<b>17-0200</b>	33 21 1 226 329	<b>17-1092</b>		
46308677#	<b>15-1710</b>	191 498 203	<b>13-0048</b>	1K0 498 203B	<b>13-0293</b>	8D0 407 452AX	<b>17-0200</b>	33 21 1 226 333	<b>17-1092</b>		
46308680	<b>13-0497</b>	191 498 203C	<b>13-0048</b>	1KM 498 099B	<b>15-1463</b>	8D0 407 452EV	<b>17-0604</b>	33 21 1 226 563	<b>17-1092</b>	7849841	<b>15-1078</b>
46308680	<b>13-0513</b>	1H0 407 311#	<b>15-1189</b>	321 407 331#	<b>16-1004</b>	8E0 407 271AH	<b>17-1087</b>	33 21 1 226 564	<b>17-1093</b>		
46308682#	<b>15-1732</b>	1H0 498 099A	<b>15-1189</b>	321 407 331B#	<b>16-1004</b>	8E0 407 272AH	<b>17-1088</b>	33 21 1 226 578	<b>17-1092</b>		
46308706	<b>15-1687</b>	1H0 498 203	<b>13-0048</b>	321 498 103C	<b>16-1010A</b>	8E0 407 305A#	<b>15-1435</b>	33 21 1 226 581	<b>17-1093</b>	<b>CHRYSLER</b>	
46308710#	<b>15-1595</b>	1H0 498 203	<b>13-0152</b>	321 498 103D	<b>16-1010B</b>	8E0 407 305D#	<b>15-1435</b>	33 21 1 226 860	<b>17-1096</b>		
46308795#	<b>15-1732</b>	1H0 498 203A	<b>13-0152</b>	321 498 203A	<b>13-0048</b>	8E0 498 099	<b>15-1435</b>	33 21 1 226 901	<b>17-1096</b>		
46308798#	<b>15-1595</b>	1H0 498 203A	<b>13-0319</b>	357 498 099E	<b>15-1189</b>	8E0 498 099A	<b>15-1436</b>	33 21 1 226 904	<b>17-1094</b>		
46308816	<b>15-1637</b>	1J0 407 271AH	<b>17-0207</b>	357 498 099EV	<b>15-1189</b>	8E0 498 099D	<b>15-1435</b>	33 21 1 226 905	<b>17-1094</b>	04641883AA	<b>17-1103</b>
50500522	<b>17-1080</b>	1J0 407 271AM	<b>17-0207</b>	357 498 099EX	<b>15-1189</b>	8E0 498 099G	<b>15-1436</b>	33 21 1 227 399	<b>17-1094</b>	04808580	<b>17-1102</b>
50500523	<b>17-1082</b>	1J0 407 271AP	<b>17-0358</b>	357 498 103	<b>16-1010B</b>	8E0 498 203	<b>13-0299</b>	33 21 1 227 585	<b>17-1094</b>	04808883	<b>17-1101</b>
50500529	<b>17-1081</b>	1J0 407 271AQ	<b>17-0358</b>	357 498 103A	<b>16-1010B</b>	8E0 498 203A	<b>13-0301</b>	33 21 1 229 472	<b>17-1094</b>	4511436	<b>17-1104</b>

<b>CHRYSLER</b>		3272.FW	<b>17-0415</b>	3273.C8	<b>17-0005</b>	3293.C1	<b>13-0382</b>	3272.LP*	<b>15-1585</b>	3293.31	<b>13-0054</b>
		3272.FX	<b>17-0415</b>	3273.CW*	<b>15-1649</b>	3293.C2	<b>13-0429</b>	3272.LW*	<b>15-1675</b>	3293.31	<b>13-0511</b>
		3272.GE*	<b>15-1469</b>	3273.E2	<b>17-0005</b>	3293.C7	<b>13-0419</b>	3272.LX*	<b>15-1675</b>	3293.33	<b>13-0547</b>
4511448	<b>17-1104</b>	3272.GG*	<b>15-1469</b>	3273.EA	<b>17-0416</b>	3293.C7	<b>13-0483</b>	3272.NK*	<b>15-1767</b>	3293.35	<b>13-0505</b>
46308668	<b>15-1744</b>	3272.GY	<b>17-0831</b>	3273.EG*	<b>15-1469</b>	3293.C7	<b>13-0566</b>	3272.NP*	<b>15-1636</b>	3293.A3	<b>13-0281</b>
46308669	<b>13-0544</b>	3272.HR*	<b>15-1498</b>	3273.EH	<b>17-1110</b>	3293.G6	<b>13-0475</b>	3272.NP	<b>17-0964</b>	3293.C7	<b>13-0419</b>
46308671	<b>15-1743</b>	3272.HY*	<b>15-1560</b>	3273.EN*	<b>15-1646</b>	95598210*	<b>15-1063</b>	3272.NQ*	<b>15-1636</b>	3293.E1	<b>13-0488</b>
46308672	<b>13-0543</b>	3272.JA	<b>17-0951</b>	3273.EN	<b>17-0416</b>	95601867	<b>17-0005</b>	3272.NQ	<b>17-0964</b>	3293.E2	<b>13-0527</b>
46308702	<b>15-1745</b>	3272.JC	<b>17-0951</b>	3273.EP	<b>17-0416</b>	95601868	<b>17-0004</b>	3272.PA*	<b>15-1717</b>	3293.E3	<b>13-0489</b>
46308872	<b>15-1743</b>	3272.JZ*	<b>15-1515</b>	3273.EQ*	<b>15-1649</b>	95601887	<b>17-0005</b>	3272.PC*	<b>15-1717</b>	3293.F1	<b>13-0420</b>
4641181	<b>13-0593</b>	3272.KL*	<b>15-1585</b>	3273.ES*	<b>15-1646</b>	95624994	<b>17-0004</b>	3272.PE*	<b>15-1718</b>	95598210*	<b>15-1063</b>
		3272.LG	<b>17-1213</b>	3273.ES	<b>17-0709</b>	95624995	<b>17-0005</b>	3272.PF*	<b>15-1718</b>		
		3272.LH	<b>17-1213</b>	3273.ET	<b>17-0709</b>	95648547	<b>17-0004</b>	3272.PG*	<b>15-1726</b>		
		3272.LP*	<b>15-1585</b>	3273.EX*	<b>15-1649</b>	95648548	<b>17-0005</b>	3272.PQ*	<b>15-1718</b>		
<b>CHRYSLER USA</b>		3272.LT*	<b>15-1675</b>	3273.EY	<b>17-0416</b>	96033355	<b>17-0004</b>	3272.PZ*	<b>15-1675</b>	<b>DACIA</b>	
		3272.LW*	<b>15-1675</b>	3273.GQ	<b>17-0832</b>	96033369	<b>17-0005</b>	3272.SJ*	<b>15-1637</b>		
		3272.LX*	<b>15-1675</b>	3273.HH*	<b>15-1498</b>	96042941	<b>17-0004</b>	3272.SL	<b>17-1116</b>		
Velcon: 326300	<b>15-1356</b>	3272.NR*	<b>15-1729</b>	3273.HQ*	<b>15-1649</b>	96042942	<b>17-0005</b>	3272.SN	<b>17-1116</b>	30 10 142 32R*	<b>15-1898</b>
		3272.PR*	<b>15-1729</b>	3273.HS	<b>17-0952</b>	96164213	<b>17-1108</b>	3272.SS*	<b>15-1718</b>	39 10 001 53R*	<b>15-1501</b>
		3272.PZ*	<b>15-1675</b>	3273.HT	<b>17-0952</b>	96167304	<b>17-0079</b>	3272.Y6	<b>17-0132</b>	39 10 011 62R*	<b>15-1727</b>
		3272.QF*	<b>15-1711</b>	3273.JS*	<b>15-1515</b>	96171856	<b>17-1106</b>	3272.Y7	<b>17-0132</b>	39 10 047 51R*	<b>15-1728</b>
<b>CITROËN</b>		3272.RA	<b>17-1109</b>	3273.K7	<b>17-0079</b>	96171857	<b>17-0079</b>	3272.Y8	<b>17-0132</b>	39 10 062 76R*	<b>15-1728</b>
		3272.RC	<b>17-1109</b>	3273.KR	<b>17-1214</b>	96171871	<b>17-0519</b>	3272.ZP*	<b>15-1449</b>	39 10 063 31R*	<b>15-1501</b>
		3272.RL*	<b>15-1758</b>	3273.KS	<b>17-1214</b>	96326879	<b>17-1114</b>	3273.55*	<b>15-1063</b>	39 10 114 06R*	<b>15-1728</b>
		3272.RL	<b>17-0831</b>	3273.LP*	<b>15-1675</b>	9637117780	<b>17-0732</b>	3273.64*	<b>15-1063</b>	39 10 140 21R*	<b>15-1728</b>
3270.00	<b>17-0005</b>	3272.SE*	<b>15-1636</b>	3273.LQ*	<b>15-1675</b>	9637117880	<b>17-0731</b>	3273.65*	<b>15-1063</b>	39 10 149 46R*	<b>15-1850</b>
3272.00*	<b>15-1063</b>	3272.T7	<b>17-1111</b>	3273.LR*	<b>15-1675</b>	9638226380	<b>17-0709</b>	3273.66*	<b>15-1063</b>	39 10 150 61R*	<b>15-1727</b>
3272.0J	<b>17-1106</b>	3272.TH*	<b>15-1711</b>	3273.NR*	<b>15-1729</b>	9638226480	<b>17-0708</b>	3273.67*	<b>15-1063</b>	39 10 154 51R*	<b>15-1501</b>
3272.1V	<b>17-1109</b>	3272.TZ	<b>17-1213</b>	3273.NY	<b>17-1110</b>	9650624180	<b>17-0952</b>	3273.69*	<b>15-1063</b>	39 10 189 83R*	<b>15-1501</b>
3272.1X	<b>17-0732</b>	3272.VA	<b>17-1213</b>	3273.P1	<b>17-1108</b>	9650624280	<b>17-0951</b>	3273.89*	<b>15-1063</b>	39 10 196 71R*	<b>15-1727</b>
3272.20*	<b>15-1063</b>	3272.VN	<b>17-1133</b>	3273.P2	<b>17-1108</b>	96601868	<b>17-0004</b>	3273.EA	<b>17-0416</b>	39 24 133 36R	<b>13-0495</b>
3272.2K	<b>17-1111</b>	3272.VP*	<b>15-1729</b>	3273.P3	<b>17-1108</b>	9671999980*	<b>15-1636</b>	3273.EG	<b>17-1134</b>	39 24 140 83R	<b>13-0607</b>
3272.2X	<b>17-0732</b>	3272.VR*	<b>15-1703</b>	3273.QK*	<b>15-1675</b>			3273.EN*	<b>15-1646</b>	60 01 544 964	<b>17-1118</b>
3272.4T	<b>17-1113</b>	3272.VT*	<b>15-1703</b>	3273.QQ*	<b>15-1711</b>			3273.EN	<b>17-0416</b>	60 01 544 965	<b>17-1119</b>
3272.50	<b>17-0004</b>	3272.Y6	<b>17-0132</b>	3273.RY*	<b>15-1758</b>			3273.EP	<b>17-0416</b>	60 01 547 699	<b>13-0348</b>
3272.54	<b>17-0004</b>	3272.Y7	<b>17-0132</b>	3273.SV*	<b>15-1636</b>	<b>CITROËN LCV</b>		3273.ES*	<b>15-1646</b>	60 01 548 102	<b>17-0637</b>
3272.5L	<b>17-0132</b>	3272.Y8	<b>17-0132</b>	3273.TF	<b>17-0832</b>			3273.EY	<b>17-0416</b>	60 01 548 103	<b>17-0638</b>
3272.5T	<b>17-1113</b>	3272.Z2	<b>17-0134</b>	3273.TT*	<b>15-1711</b>			3273.FA	<b>17-1134</b>	60 01 548 720*	<b>15-1501</b>
3272.6T	<b>17-1115</b>	3273.03	<b>17-1112</b>	3273.VZ	<b>17-1134</b>	1607113380*	<b>15-1718</b>	3273.LP*	<b>15-1675</b>	60 01 550 547	<b>13-0346</b>
3272.7S	<b>17-0708</b>	3273.0W	<b>17-0133</b>	3273.W5	<b>17-1108</b>	1607740880	<b>13-0488</b>	3273.LR*	<b>15-1675</b>	77 01 209 239	<b>13-0652</b>
3272.7T	<b>17-1115</b>	3273.0X	<b>17-0133</b>	3273.W8	<b>17-1108</b>	1607740980	<b>13-0527</b>	3273.NK*	<b>15-1767</b>	77 01 209 242	<b>13-0346</b>
3272.8J	<b>17-0004</b>	3273.3P	<b>17-1112</b>	3273.W9	<b>17-1108</b>	1607741080	<b>13-0489</b>	3273.NP*	<b>15-1636</b>	77 01 209 830	<b>13-0494</b>
3272.C1	<b>17-1106</b>	3273.55*	<b>15-1063</b>	3273.WA*	<b>15-1729</b>	1607741780	<b>13-0287</b>	3273.NP	<b>17-0965</b>	82 00 444 438	<b>17-0637</b>
3272.EH	<b>17-1109</b>	3273.5J	<b>17-0005</b>	3273.WG*	<b>15-1703</b>	1608505480*	<b>15-1726</b>	3273.NQ*	<b>15-1636</b>	82 00 484 373	<b>17-0638</b>
3272.EN*	<b>15-1407</b>	3273.5N	<b>17-1112</b>	3273.WL*	<b>15-1703</b>	1608505580*	<b>15-1726</b>	3273.NQ	<b>17-0965</b>	82 00 499 586	<b>17-0908</b>
3272.EN	<b>17-0415</b>	3273.64*	<b>15-1063</b>	3273.WR*	<b>15-1703</b>	3272.00*	<b>15-1063</b>	3273.PJ*	<b>15-1717</b>	82 00 863 653*	<b>15-1898</b>
3272.EP	<b>17-0415</b>	3273.65*	<b>15-1063</b>	3273.X3	<b>17-1108</b>	3272.20*	<b>15-1063</b>	3273.PK*	<b>15-1717</b>	82 00 930 507*	<b>15-1727</b>
3272.EQ*	<b>15-1560</b>	3273.66*	<b>15-1063</b>	3273.ZR*	<b>15-1703</b>	3272.EN*	<b>15-1407</b>	3273.PL*	<b>15-1718</b>	82 00 985 007*	<b>15-1749</b>
3272.ES*	<b>15-1407</b>	3273.67*	<b>15-1063</b>	3275.38*	<b>15-1703</b>	3272.EN	<b>17-0415</b>	3273.PN*	<b>15-1718</b>	82 00 985 010*	<b>15-1749</b>
3272.ES	<b>17-0708</b>	3273.68	<b>17-0005</b>	3293.03	<b>13-0203</b>	3272.EP	<b>17-0415</b>	3273.PP*	<b>15-1726</b>		
3272.ET	<b>17-0708</b>	3273.69*	<b>15-1063</b>	3293.03	<b>13-0504</b>	3272.ES*	<b>15-1407</b>	3273.PX*	<b>15-1718</b>		
3272.EX*	<b>15-1560</b>	3273.89*	<b>15-1063</b>	3293.20	<b>13-0429</b>	3272.FG*	<b>15-1585</b>	3273.Q5	<b>17-1123</b>		
3272.EX	<b>17-0811</b>	3273.8G	<b>17-1114</b>	3293.31	<b>13-0054</b>	3272.FW	<b>17-0415</b>	3273.QK*	<b>15-1675</b>		
3272.EY	<b>17-0811</b>	3273.8H	<b>17-1114</b>	3293.31	<b>13-0511</b>	3272.FX	<b>17-0415</b>	3273.TC	<b>17-1117</b>		
3272.FG*	<b>15-1585</b>	3273.8N	<b>17-1110</b>	3293.31	<b>13-0518</b>	3272.GG	<b>17-1133</b>	3273.TE	<b>17-1117</b>		
3272.FP	<b>17-0519</b>	3273.AC	<b>17-0731</b>	3293.35	<b>13-0505</b>	3272.JO	<b>17-1122</b>	3293.03	<b>13-0203</b>	30 10 142 32R*	<b>15-1898</b>
3272.FR*	<b>15-1649</b>	3273.AE	<b>17-0731</b>	3293.A3	<b>13-0281</b>	3272.KL*	<b>15-1585</b>	3293.03	<b>13-0504</b>	39 10 062 76R*	<b>15-1728</b>

\* =OE Semiasse/ Driveshaft/ Trasmissione/ Achswelle/ Semieje  
# =OE Giunto senza KIT/ CVJ w/o KIT/ Joint sans Kit/ Gelenk Ohne Satz/ Junta sin Kit



Ad. OE	METELLI ref.	Ad. OE	METELLI ref.	Ad. OE	METELLI ref.	Ad. OE	METELLI ref.	Ad. OE	METELLI ref.	Ad. OE	METELLI ref.
<b>DACIA LCV</b>		3273.QQ*	<b>15-1711</b>	46308221	<b>17-0828</b>	51808107*	<b>15-1449</b>	1349788080*	<b>15-1726</b>	46307710	<b>15-1493</b>
		3273.TT*	<b>15-1711</b>	46308259	<b>17-0822</b>	51812053*	<b>15-1732</b>	1349789080*	<b>15-1717</b>	46307716	<b>13-0287</b>
		3273.WA*	<b>15-1729</b>	46308262	<b>17-0827</b>	55222107	<b>16-1032</b>	1349790080*	<b>15-1718</b>	46307716	<b>13-0406</b>
		3293.00	<b>13-0504</b>	46308274	<b>17-0821</b>	55700558	<b>17-0804</b>	1355333080*	<b>15-1718</b>	46307733	<b>13-0093</b>
39 10 114 06R*	<b>15-1728</b>	3293.31	<b>13-0511</b>	46308275	<b>17-0827</b>	55700559	<b>17-0800</b>	1355334080*	<b>15-1718</b>	46307733	<b>13-0191</b>
39 24 133 36R	<b>13-0495</b>	3293.31	<b>13-0518</b>	46308322#	<b>15-1592</b>	55700560	<b>17-0797</b>	1357488080*	<b>15-1718</b>	46307796	<b>17-0954</b>
60 01 548 720*	<b>15-1501</b>	3293.C7	<b>13-0483</b>	46308326	<b>13-0392</b>	55700561	<b>17-0803</b>	1359342	<b>17-0839</b>	46307797	<b>17-0955</b>
77 01 209 239	<b>13-0652</b>			46308337#	<b>15-1593</b>	60806930#	<b>16-1020</b>	1359345	<b>17-0838</b>	46307877#	<b>15-1493</b>
77 01 209 242	<b>13-0346</b>			46308338	<b>13-0393</b>	60811035	<b>14-0019</b>	1369960080*	<b>15-1726</b>	46307886#	<b>15-1396</b>
82 00 863 653*	<b>15-1898</b>			46308465	<b>13-0460</b>	60811991	<b>14-0019</b>	1369961080*	<b>15-1726</b>	46307913	<b>15-1374</b>
		<b>FIAT</b>		46308518#	<b>15-1449</b>	60816984	<b>13-0093</b>	1468572	<b>17-0839</b>	46307914	<b>15-1387</b>
				46308519	<b>15-1592</b>	71745011#	<b>15-1601</b>	1468576	<b>17-0838</b>	46307994	<b>17-0827</b>
				46308522	<b>17-0804</b>	71745014	<b>13-0397</b>	1497187088*	<b>15-1636</b>	46307997	<b>17-1127</b>
<b>DAEWOO</b>		1485685080*	<b>15-1759</b>	46308524*	<b>15-1449</b>	71750896	<b>13-0629</b>	1497187088	<b>17-0964</b>	46308000	<b>15-1457</b>
		1490101080*	<b>15-1759</b>	46308551#	<b>15-1687</b>	71750898*	<b>15-1877</b>	1497188088*	<b>15-1636</b>	46308003	<b>13-0316</b>
		4315445	<b>14-0019</b>	46308552#	<b>15-1637</b>	71771158	<b>13-0497</b>	1497188088	<b>17-0965</b>	46308205	<b>15-1374</b>
96273760	<b>15-1656</b>	4393155#	<b>15-1003</b>	46308564	<b>15-1732</b>	71771179	<b>15-1687</b>	1497191088*	<b>15-1767</b>	46308206#	<b>15-1612</b>
96348790*	<b>15-1530</b>	4393157#	<b>15-1003</b>	46308648	<b>15-1616</b>	71771182	<b>15-1396</b>	1497191088	<b>17-1133</b>	46308218	<b>17-0828</b>
96391550	<b>15-1530</b>	46303261	<b>17-0828</b>	46308668	<b>15-1744</b>	71771184#	<b>15-1732</b>	1497192088*	<b>15-1767</b>	46308221	<b>17-0828</b>
96391551	<b>15-1530</b>	46307029	<b>14-0019</b>	46308669	<b>13-0544</b>	71771450	<b>13-0093</b>	1497192088	<b>17-1134</b>	46308262	<b>17-0827</b>
96391553	<b>13-0366</b>	46307067	<b>13-0167</b>	46308671	<b>15-1743</b>	737319#	<b>15-1003</b>	1506722	<b>17-0838</b>	46308275	<b>17-0827</b>
96391553	<b>13-0434</b>	46307082#	<b>15-1209</b>	46308672	<b>13-0420</b>	7641603	<b>17-1121</b>	1506723	<b>17-0839</b>	46308305	<b>13-0489</b>
		46307083#	<b>15-1210</b>	46308672	<b>13-0543</b>	7660834#	<b>16-1020</b>	1514126	<b>17-0838</b>	46308305	<b>13-0527</b>
		46307094#	<b>15-1226</b>	46308678	<b>13-0093</b>	7668798	<b>17-0231</b>	1538077	<b>17-0839</b>	46308322	<b>15-1592</b>
		46307103#	<b>16-1020</b>	46308680	<b>13-0497</b>	7669249	<b>17-1120</b>	1607740880	<b>13-0488</b>	46308326	<b>13-0392</b>
<b>DODGE</b>		46307107#	<b>15-1227</b>	46308682	<b>15-1732</b>	7682886	<b>13-0091</b>	1607741080	<b>13-0489</b>	46308337	<b>15-1593</b>
		46307108#	<b>15-1227</b>	46308702	<b>15-1745</b>	7698632#	<b>15-1003</b>	1716542	<b>17-0839</b>	46308338	<b>13-0393</b>
		46307324	<b>17-1128</b>	46308707	<b>15-1592</b>	7699037	<b>17-0232</b>	1749260	<b>17-0839</b>	46308369	<b>15-1717</b>
5085220AE*	<b>15-1880</b>	46307572#	<b>15-1374</b>	46308735	<b>15-1396</b>	7703689#	<b>15-1003</b>	1799209	<b>17-0839</b>	46308370	<b>15-1718</b>
Velcon: 326300	<b>15-1356</b>	46307575	<b>13-0257</b>	46308759*	<b>15-1687</b>	77365996	<b>15-1593</b>	1799219	<b>17-0838</b>	46308371	<b>15-1726</b>
		46307575	<b>13-0271</b>	46308773	<b>15-1616</b>	7739015	<b>17-0235</b>	2S613B436AB	<b>17-0839</b>	46308383	<b>13-0488</b>
		46307575	<b>13-0420</b>	46308795#	<b>15-1732</b>	7739016	<b>17-0236</b>	2S613B436AC	<b>17-0839</b>	46308465	<b>13-0460</b>
		46307674	<b>17-0635</b>	46308816	<b>15-1637</b>	7770716	<b>17-1125</b>	2S613B436AD	<b>17-0839</b>	46308480	<b>13-0488</b>
<b>DS</b>		46307678	<b>17-0636</b>	46308869	<b>15-1449</b>	7771580	<b>14-0019</b>	2S613B436AE	<b>17-0839</b>	46308481	<b>13-0489</b>
		46307710#	<b>15-1493</b>	46308872	<b>15-1743</b>	82443745	<b>13-0003</b>	2S613B437AB	<b>17-0838</b>	46308481	<b>13-0527</b>
		46307716	<b>13-0287</b>	46308873	<b>15-1493</b>	82448780#	<b>15-1003</b>	2S613B437AC	<b>17-0838</b>	46308483	<b>15-1717</b>
3272.FG*	<b>15-1585</b>	46307716	<b>13-0406</b>	46308875	<b>15-1687</b>	82463084	<b>13-0003</b>	2S613B437AD	<b>17-0838</b>	46308484	<b>15-1726</b>
3272.KL*	<b>15-1585</b>	46307733	<b>13-0093</b>	46308915	<b>15-1687</b>	9403293338	<b>13-0583</b>	4315445	<b>14-0019</b>	46308485	<b>15-1718</b>
3272.LP*	<b>15-1585</b>	46307733	<b>13-0191</b>	46308959	<b>15-1616</b>	9645248880	<b>17-0831</b>	46303261	<b>17-0828</b>	46308518#	<b>15-1449</b>
3272.LT*	<b>15-1675</b>	46307857	<b>17-1143</b>	4641603	<b>17-1121</b>	9645248980	<b>17-0832</b>	46307029	<b>14-0019</b>	46308524*	<b>15-1449</b>
3272.LW*	<b>15-1675</b>	46307857	<b>17-1144</b>	46476614	<b>17-0232</b>	K52123583AB*	<b>15-1815</b>	46307067	<b>13-0167</b>	46308538	<b>15-1637</b>
3272.LX*	<b>15-1675</b>	46307877#	<b>15-1493</b>	46477176	<b>17-0231</b>	K52123583AC*	<b>15-1815</b>	46307082	<b>15-1209</b>	46308629	<b>15-1687</b>
3272.NR*	<b>15-1729</b>	46307886#	<b>15-1396</b>	51754514	<b>17-0797</b>			46307083	<b>15-1210</b>	46308648	<b>15-1616</b>
3272.PR*	<b>15-1729</b>	46307913#	<b>15-1374</b>	51783824*	<b>15-1449</b>			46307094	<b>15-1226</b>	46308668	<b>15-1744</b>
3272.PZ*	<b>15-1675</b>	46307914#	<b>15-1387</b>	51787180*	<b>15-1449</b>			46307103#	<b>16-1020</b>	46308669	<b>13-0544</b>
3272.QF*	<b>15-1711</b>	46307994	<b>17-0827</b>	51787861	<b>17-0835</b>	<b>FIAT LCV</b>		46307107	<b>15-1227</b>	46308671	<b>15-1743</b>
3272.TH*	<b>15-1711</b>	46308000#	<b>15-1457</b>	51787862	<b>17-1138</b>			46307108	<b>15-1227</b>	46308672	<b>13-0543</b>
3272.VP*	<b>15-1729</b>	46308003	<b>13-0316</b>	51787863	<b>17-0834</b>			46307572	<b>15-1374</b>	46308694	<b>13-0406</b>
3273.LP*	<b>15-1675</b>	46308008	<b>17-0822</b>	51787864	<b>17-1137</b>	1142790	<b>17-0839</b>	46307575	<b>13-0257</b>	46308695	<b>15-1612</b>
3273.LQ*	<b>15-1675</b>	46308067#	<b>15-1449</b>	51795511*	<b>15-1687</b>	1142794	<b>17-0838</b>	46307575	<b>13-0271</b>	46308702	<b>15-1745</b>
3273.LR*	<b>15-1675</b>	46308205#	<b>15-1374</b>	51795511	<b>17-1131</b>	1349785080*	<b>15-1726</b>	46307575	<b>13-0420</b>	46308735	<b>15-1396</b>
3273.NR*	<b>15-1729</b>	46308206#	<b>15-1612</b>	51795511	<b>17-1132</b>	1349786080*	<b>15-1717</b>	46307674	<b>17-0635</b>	46308773	<b>15-1616</b>
3273.QK*	<b>15-1675</b>	46308218	<b>17-0828</b>	51808106	<b>17-0803</b>	1349787080*	<b>15-1718</b>	46307678	<b>17-0636</b>	46308869	<b>15-1449</b>



FIAT LCV		1142790	17-0839	1685795*	15-1777	5026652	17-0250	2S613B437AD	17-0838	44018-TL1-E51	13-0574
		1142794	17-0838	1685799*	15-1777	5026653	17-0249	3C113B436BB	17-1150	44305-S74-E51*	15-1399
		1148219*	15-1432	1692071	13-0552	6596773	17-0250	3C113B437AB	17-1149	44305-SEF-E00*	15-1680
46308872 46308915 46308917 51783824* 51783824 51783853* 51787180* 51787180 51808107* 51902615 51933669 51933669 51933670 51933670 51934087 51934091 60806930# 60811035 60811991 60816984 71771153 71771154 71771154 71771167 71771174 71771175 71771176 71771182 71771183 71790988* 71790991* 71790997* 71791000* 71791061* 71791064* 71792564 71793299* 7682886 7736016 7739015 7771580 9403293338 9467577780 9467577788	15-1743	1326261*	15-1417	1692087	13-0559	6596779	17-0249	4104908	17-1152	HYUNDAI	
	15-1687	1334284	17-0544	1692088*	15-1752	6G913B436EB	17-1154	4104910	17-1151		
	15-1687	1334285	17-0543	1692096CVJ+1692085BOOT SX*	15-1754	6G913B437BA	17-1153	4166492	17-1151		
	15-1449	1345638*	15-1777	1692096CVJ+1692087BOOT DX*	15-1753	85GG4234CA	17-1148	4371803	13-0340		
	17-1135	1357739*	15-1566	1703321*	15-1787	85GG4234DA	17-1147	4371803	13-0341		
	15-1637	1359342	17-0839	1704636*	15-1761	90FX3219AA	17-1146	4512586*	15-1490		
	15-1449	1359345	17-0838	1704637*	15-1761	91AX3219DA	17-0250	4512587*	15-1489		
	17-1136	1417222	17-1153	1704639*	15-1761	91AX3220DA	17-0249	4512588*	15-1490		
	15-1449	1420590	13-0385	1704640*	15-1863	R89FX3220AA	17-1145	R97FX3219DA	17-0971		
	17-1136	1437705	17-1154	1710249	13-0580	R92AX3219DA	17-0250	R97FX3220DA	17-0970		
	17-1139	1437736*	15-1738	1716542	17-0839	R92AX3220DA	17-0249				
	17-1140	1446223*	15-1738	1749260	17-0839	R97FX3219CA	17-0539				
	17-1141	1446227*	15-1738	1790563*	15-1859	R97FX3219DA	17-0971				
	17-1142	1446300	13-0499	1797214*	15-1761	R97FX3220CA	17-0541				
	17-1136	1447561	13-0285	1797215*	15-1761	R97FX3220DA	17-0970				
	17-1135	1456973*	15-1777	1797218*	15-1761						
	16-1020	1459738*	15-1738	1797219*	15-1761			7849841	15-1078		
	14-0019	1459743*	15-1816	1797221	13-0580						
	14-0019	1460786*	15-1738	1799209	17-0839						
	13-0093	1468572	17-0839	1799219	17-0838						
	13-0488	1468576	17-0838	1802796*	15-1669						
	13-0489	1474807*	15-1777	1802807*	15-1788	1059520	17-0971				
	13-0527	1475135*	15-1777	1805434	13-0635	1059528	17-0970				
	13-0287	1481335	13-0499	1837849*	15-1788	1142790	17-0839	44014-S1A-E61	15-1760		
	15-1717	1483807*	15-1738	1885847	13-0633	1142794	17-0838	44014-SEF-E00	15-1680		
	15-1726	1483808*	15-1738	1S7W3B436EB	17-0791	1357739	15-1566	44014-SEF-E01	15-1680		
	15-1718	1493218*	15-1738	1S7W3B437DA	17-0790	1359342	17-0839	44014-SJH-E00	15-1680		
	15-1396	1502109*	15-1787	2S613B436AB	17-0839	1359345	17-0838	44014-SJH-E02	15-1680		
15-1449	1502118*	15-1787	2S613B436AC	17-0839	1426735*	15-1756	44014-SWE-T00	15-1834			
15-1718	1506722	17-0838	2S613B436AD	17-0839	1468572	17-0839	44014-SWE-T01	15-1834			
15-1717	1506723	17-0839	2S613B436AE	17-0839	1468576	17-0838	44014-SWY-000	15-1832			
15-1718	1514126	17-0838	2S613B437AB	17-0838	1501263*	15-1490	44014-SWY-010	15-1832			
15-1717	1538077	17-0839	2S613B437AC	17-0838	1506722	17-0838	44014-TA0-A50	15-1834			
15-1718	1539136*	15-1669	2S613B437AD	17-0838	1506723	17-0839	44014-TA0-A51	15-1834			
15-1718	1539142*	15-1788	2S713B436BA	17-0791	1511458*	15-1756	44014-TF6-N11	15-1833			
17-0965	1539193	13-0568	2S7W3B437CA	17-0790	1514126	17-0838	44014-TF6-N12	15-1833			
15-1718	1541812	17-0835	4106350	13-0285	1514345	13-0591	44014-TF6-N13	15-1833			
13-0091	1541818	17-0834	4106372*	15-1417	1538077	17-0839	44014-TL1-E50	15-1832			
17-0236	1543834	13-0316	4106377*	15-1417	1539190	13-0444	44014-TL1-E51	15-1832			
17-0235	1543836	13-0271	4106380	17-0790	1692085	13-0560	44014-TL1-E52	15-1832			
14-0019	1546263*	15-1457	4132634	17-0791	1716542	17-0839	44018-S1A-E52	13-0561			
13-0547	1546264*	15-1396	4372692	17-0790	1749260	17-0839	44018-SEF-E00	13-0454			
13-0419	1548224*	15-1777	4398072	17-0791	1799209	17-0839	44018-SEF-E01	13-0454			
13-0419	1548227*	15-1777	4398073	17-0790	1799219	17-0838	44018-SWE-T00	13-0576			
	1551329*	15-1777	5018713	17-1148	1824941*	15-1754	44018-SWE-T01	13-0576			
	1551332*	15-1777	5018714	17-1147	1C153B436AE	17-1152	44018-SWY-000	13-0574			
FORD EUROPE		1594945*	15-1787	5022282	17-1146	1C153B437AE	17-1151	44018-SWY-010	13-0574		
		1594946*	15-1787	5024568	17-0250	2S613B436AB	17-0839	44018-TA0-A50	13-0576		
		1629459	17-1148	5024569	17-0250	2S613B436AC	17-0839	44018-TA0-A51	13-0576		
		1667774*	15-1738	5024574	17-0249	2S613B436AD	17-0839	44018-TF6-N11	13-0575		
		1059520	17-0971	1667811*	15-1738	5024575	17-0249	2S613B436AE	44018-TF6-N12	13-0575	
1059528	17-0970	1667941*	15-1738	5026500	17-1146	2S613B437AB	44018-TF6-N13	13-0575			
1132508	17-0791	1667957*	15-1738	5026501	17-1145	2S613B437AC	44018-TL1-E50	13-0574			
									49500-1J000*	15-1831	
									49500-1J050*	15-1831	
									49500-1J400*	15-1823	
									49500-1P000*	15-1835	
									49500-1P200*	15-1836	
									49500-2B260*	15-1735	
									49500-2B700*	15-1779	
									49500-2B750*	15-1779	
									49500-2E600*	15-1757	
									49500-2L210*	15-1830	
									49500-2Y000*	15-1886	
									49500-2Y100*	15-1886	
									49500-2Y200*	15-1887	
									49500-2Y300*	15-1887	
									49500-2Y800*	15-1887	
									49500-2Y900*	15-1886	
									49500-A6100*	15-1828	
									49500-A6200*	15-1828	
									49500-A6300*	15-1827	
									49500-A6400*	15-1828	
									49501-1P000*	15-1835	
									49501-1P200*	15-1836	
									49501-2B700*	15-1779	
									49501-2E700*	15-1757	
									49501-2L010*	15-1796	
									49501-2L210*	15-1830	
									49507-29A00*	15-1370	
									49508-29A00*	15-1370	
									49509-29A00	13-0055	
									49509-2EA10	13-0498	
									49526-1J001*	15-1831	
									49526-1J401*	15-1823	
									49526-A6001*	15-1828	
									49526-A6101*	15-1828	
									49526-A6201*	15-1828	
									49580-3Z300*	15-1791	
									49580-3Z350*	15-1791	
									49591-A63A5*	15-1826	
									49591-A64A5*	15-1828	
									49594-2Y100	13-0642	
									49595-A64A5	13-0578	
									49609-2BA10	13-0498	
									MB297689	13-0055	
									MB297689	13-0055	

Ad. OE	METELLI ref.	Ad. OE	METELLI ref.	Ad. OE	METELLI ref.	Ad. OE	METELLI ref.	Ad. OE	METELLI ref.	Ad. OE	METELLI ref.
<b>JAGUAR</b>		49526-A64A5*	<b>15-1828</b>	46307742	<b>15-1440</b>	IED000072*	<b>15-1683</b>	GD40-25-60XB*	<b>15-1875</b>	639 350 18 10*	<b>15-1605</b>
		49580-1W000*	<b>15-1762</b>	46307914	<b>15-1387</b>	IED000510*	<b>15-1683</b>	GD40-25-60XC*	<b>15-1875</b>	639 350 19 10*	<b>15-1605</b>
		49580-1W500*	<b>15-1789</b>	46307924#	<b>15-1440</b>	IED000540*	<b>15-1683</b>	GD76-25-60XC*	<b>15-1879</b>	639 350 23 10*	<b>15-1605</b>
		49591-07210*	<b>15-1610</b>	46308067#	<b>15-1449</b>	IED500020*	<b>15-1683</b>	GDB1-22-530	<b>13-0615</b>		
C2S40435	<b>17-1157</b>	49591-07291*	<b>15-1610</b>	46308326	<b>13-0382</b>	IED500021*	<b>15-1683</b>	GDB1-25-60XA*	<b>15-1846</b>		
C2S51198	<b>17-1158</b>	49591-1F210*	<b>15-1798</b>	46308518#	<b>15-1449</b>	IED500022*	<b>15-1683</b>	GDB3-25-60X*	<b>15-1847</b>	<b>MERCEDES BENZ LCV</b>	
		49591-A63A5*	<b>15-1826</b>	46308519	<b>15-1592</b>	IED500030*	<b>15-1683</b>	GDB4-25-50X*	<b>15-1847</b>		
		49593-07200	<b>13-0403</b>	46308524*	<b>15-1449</b>	IED500031*	<b>15-1683</b>	GDB5 22 530	<b>13-0609</b>		
<b>JEEP</b>		49593-1H212	<b>13-0650</b>	46308564	<b>15-1732</b>	IED500032*	<b>15-1683</b>	GDB5-22-510*	<b>15-1847</b>		
		49594-07000	<b>13-0632</b>	46308668	<b>15-1744</b>	IED500110*	<b>15-1683</b>	GDB7-22-510*	<b>15-1846</b>	639 330 05 85	<b>13-0600</b>
		49594-1F200	<b>13-0621</b>	46308669	<b>13-0544</b>	IED500120*	<b>15-1683</b>	GG31-25-600*	<b>15-1893</b>	639 330 07 01*	<b>15-1848</b>
		49594-2Y100	<b>13-0642</b>	46308671	<b>15-1743</b>	TDB500090*	<b>15-1702</b>	GG31-25-600B*	<b>15-1893</b>	639 350 00 37	<b>13-0399</b>
		49594-3E000	<b>13-0616</b>	46308672	<b>13-0543</b>	TDJ500040#	<b>15-1702</b>	GG31-25-600D*	<b>15-1893</b>	639 350 07 10*	<b>15-1606</b>
46308959	<b>15-1616</b>	49595-A64A5	<b>13-0578</b>	46308680	<b>13-0497</b>	TDR000110	<b>13-0457</b>			639 350 12 10*	<b>15-1605</b>
5085220AE*	<b>15-1880</b>	49609-2BA10	<b>13-0498</b>	46308682	<b>15-1732</b>	TDR000120	<b>13-0457</b>			639 350 18 10*	<b>15-1605</b>
				46308702	<b>15-1745</b>	TDR500110	<b>13-0474</b>			639 350 19 10*	<b>15-1605</b>
				46308733	<b>13-0460</b>	TFB000010#	<b>15-1683</b>	<b>MERCEDES BENZ</b>		639 350 23 10*	<b>15-1605</b>
<b>KIA</b>		<b>LADA</b>			46308759	<b>15-1687</b>					
				46308795	<b>15-1732</b>						
				51783824*	<b>15-1449</b>			163 330 01 01	<b>17-1162</b>		
OK2C0-22-510*	<b>15-1852</b>			51787180*	<b>15-1449</b>	<b>MAZDA</b>		163 330 02 01	<b>17-1163</b>	<b>MINI</b>	
OK2KB-22-530	<b>13-0439</b>	2108-2215010	<b>15-1081</b>	51808107*	<b>15-1449</b>			163 330 03 01	<b>17-1163</b>		
49500-1P000*	<b>15-1835</b>	2108-2215011	<b>15-1081</b>	51812053*	<b>15-1732</b>			163 330 04 01	<b>17-1162</b>		
49500-1P200*	<b>15-1836</b>	2108-2215012	<b>15-1081</b>	60802000	<b>15-1440</b>	C202-22-530	<b>13-0444</b>	163 330 05 01	<b>17-1163</b>	31 60 2 756 793*	<b>15-1705</b>
49500-1W000*	<b>15-1762</b>	2108-2215030	<b>13-0071</b>	60806930#	<b>16-1020</b>	C202-25-500A*	<b>15-1669</b>	164 330 08 01*	<b>15-1799</b>	31 60 4 853 485*	<b>15-1664</b>
49500-1W500*	<b>15-1789</b>	2110-2215012	<b>15-1081</b>	60811035	<b>14-0019</b>	C202-25-500C*	<b>15-1669</b>	164 330 09 01*	<b>15-1799</b>	31 60 4 853 486*	<b>15-1664</b>
49500-1Y310*	<b>15-1610</b>	2121-2215012	<b>15-1223</b>	60811991	<b>14-0019</b>	C202-25-600A*	<b>15-1669</b>	164 330 19 01*	<b>15-1799</b>	31 60 6 779 991	<b>13-0440</b>
49500-2K400*	<b>15-1836</b>	2121-2215030	<b>13-0171</b>	71771158	<b>13-0497</b>	C202-25-600C*	<b>15-1669</b>	164 330 24 01*	<b>15-1799</b>	31 60 6 779 991	<b>13-0477</b>
49500-2P100*	<b>15-1735</b>	2121-2215030-01	<b>13-0171</b>	71771163	<b>13-0460</b>	C602-25-500A*	<b>15-1669</b>	168 360 03 68	<b>13-0298</b>	31 60 7 533 215	<b>17-1099</b>
49500-2Y000*	<b>15-1886</b>			71771184	<b>15-1732</b>	C602-25-600*	<b>15-1669</b>	168 366 05 91	<b>13-0298</b>	31 60 7 533 216	<b>17-1100</b>
49500-2Y100*	<b>15-1886</b>			737319#	<b>15-1003</b>	F001-25-400*	<b>15-1024</b>	168 370 15 72*	<b>15-1434</b>	31 60 7 585 381*	<b>15-1705</b>
49500-2Y200*	<b>15-1887</b>			7680654	<b>17-1161</b>	F001-25-400A*	<b>15-1024</b>	168 370 21 72	<b>17-1166</b>	31 60 7 585 382*	<b>15-1705</b>
49500-2Y300*	<b>15-1887</b>	<b>LANCIA</b>			7682886	<b>13-0091</b>	F001-25-400B*	<b>15-1024</b>	168 370 22 72	31 60 7 589 767*	<b>15-1664</b>
49500-2Y800*	<b>15-1887</b>			7698632#	<b>15-1003</b>	F001-25-600A*	<b>15-1024</b>	169 360 03 68	<b>13-0391</b>	31 60 7 589 768*	<b>15-1664</b>
49500-2Y900*	<b>15-1886</b>			7703689#	<b>15-1003</b>	F001-25-600B*	<b>15-1024</b>	169 360 06 68	<b>13-0391</b>	31 60 7 591 694	<b>13-0440</b>
49500-A6100*	<b>15-1828</b>	1485685080	<b>15-1759</b>	7724194	<b>17-1161</b>	F003-22-530	<b>13-0023</b>	169 360 09 75*	<b>15-1590</b>	31 60 7 591 694	<b>13-0477</b>
49500-A6200*	<b>15-1828</b>	1490101080	<b>15-1759</b>	77365996	<b>15-1593</b>	F003-22-530A	<b>13-0023</b>	169 360 15 72*	<b>15-1590</b>	31 60 7 596 059*	<b>15-1705</b>
49500-A6300*	<b>15-1827</b>	4315445	<b>14-0019</b>	7739015	<b>17-0235</b>	F003-22-530B	<b>13-0023</b>	169 360 17 68*	<b>15-1590</b>	31 60 7 596 060*	<b>15-1705</b>
49500-A6400*	<b>15-1828</b>	4393155#	<b>15-1003</b>	7739016	<b>17-0236</b>	F003-25-400A*	<b>15-1024</b>	169 360 29 72*	<b>15-1590</b>	31 60 7 609 211*	<b>15-1705</b>
49501-1F200*	<b>15-1798</b>	4393157#	<b>15-1003</b>	7771580	<b>14-0019</b>	F003-25-400B*	<b>15-1024</b>	169 360 43 72*	<b>15-1590</b>	31 60 7 609 212*	<b>15-1705</b>
49501-1H110*	<b>15-1894</b>	46307003	<b>17-1160</b>	82443745	<b>13-0003</b>	F003-25-600A*	<b>15-1024</b>	169 360 44 72*	<b>15-1590</b>	31 60 8 605 467*	<b>15-1705</b>
49501-1P000*	<b>15-1835</b>	46307004	<b>17-1159</b>	82448780#	<b>15-1003</b>	F003-25-600B*	<b>15-1024</b>	169 360 83 72*	<b>15-1590</b>	31 60 8 605 468*	<b>15-1705</b>
49501-1P200*	<b>15-1836</b>	46307029	<b>14-0019</b>	82463084	<b>13-0003</b>	F005-25-400A*	<b>15-1024</b>	169 366 01 91	<b>13-0391</b>	31 60 8 605 469*	<b>15-1705</b>
49501-1W000*	<b>15-1762</b>	46307067	<b>13-0167</b>	9403293338	<b>13-0583</b>	F005-25-400B*	<b>15-1024</b>	242 330 13 00	<b>13-0618</b>	31 60 8 605 473*	<b>15-1664</b>
49501-1W500*	<b>15-1789</b>	46307082	<b>15-1209</b>			F005-25-400C*	<b>15-1024</b>	246 330 31 00*	<b>15-1819</b>	31 60 8 605 474*	<b>15-1664</b>
49501-2K400*	<b>15-1836</b>	46307083	<b>15-1210</b>			F005-25-600A*	<b>15-1024</b>	246 360 00 75	<b>15-1819</b>	31 60 9 806 469*	<b>15-1897</b>
49501-2K410*	<b>15-1836</b>	46307094#	<b>15-1226</b>			F005-25-600B*	<b>15-1024</b>	246 360 01 75	<b>15-1820</b>	31 60 9 806 471*	<b>15-1705</b>
49501-2P000*	<b>15-1735</b>	46307103#	<b>16-1020</b>	<b>LAND ROVER</b>			F005-25-600C*	<b>15-1024</b>	<b>15-1799</b>	31 60 9 806 473*	<b>15-1705</b>
49501-3E111*	<b>15-1817</b>	46307107#	<b>15-1227</b>			F007-25-600A*	<b>15-1024</b>	639 330 05 85	<b>13-0600</b>	31 60 9 806 475*	<b>15-1897</b>
49509-2EA10	<b>13-0498</b>	46307108#	<b>15-1227</b>			FG02-22-530	<b>13-0604</b>	639 330 07 01*	<b>15-1848</b>	31 60 9 806 559	<b>13-0651</b>
49526-A6001*	<b>15-1828</b>	46307716	<b>13-0287</b>	IED000061*	<b>15-1683</b>	GD38-22-530B	<b>13-0623</b>	639 350 00 37	<b>13-0399</b>	31 60 9 806 560	<b>13-0477</b>
49526-A6101*	<b>15-1828</b>	46307733	<b>13-0093</b>	IED000062*	<b>15-1683</b>	GD40-25-60X*	<b>15-1875</b>	639 350 07 10*	<b>15-1606</b>		
49526-A6201*	<b>15-1828</b>	46307733	<b>13-0191</b>	IED000071*	<b>15-1683</b>	GD40-25-60XA*	<b>15-1875</b>	639 350 12 10*	<b>15-1605</b>		

MITSUBISHI		C9B11-JD02B#	15-1785	1603432	13-0544	374372	17-0766	4710019*	15-1790	OPEL LCV	
		C9B41-AV315	13-0631	1603436	13-0601	374373	17-0765	4710020*	15-1790		
				1603452	15-1690	374377	15-1437	4710952	13-0523		
				1604000	13-0312	374385	17-1193	4711835*	15-1724		
				24430493	17-0483	374386	17-1194	4711836*	15-1724	1603012	13-0222
		OPEL		24430495	17-0484	374403	15-1451	4804569*	15-1666	1603188	13-0009
				24462250	17-1185	374455	17-1175	4804570*	15-1666	1603197	13-0012
				24462251	17-1184	374456	17-1176	4804592	15-1666	1603203	13-0008
		07837456*	15-1029	26076878	17-0766	374466	17-0769	4804593	13-0442	1603204	13-0011
		07837457*	15-1029	26076879	17-0765	374468	17-0770	7839612	13-0028	1603204	13-0012
		07839615*	15-1029	26076882	17-0766	374470	17-1190	90095159	16-1008	1603231	13-0010
		12793854	13-0514	26076883	17-0765	374471	17-1195	90334947	15-1056	1603232	13-0351
		13109124	17-1191	26094867	17-0769	374472	17-1196	90334948	15-1051	1603234	15-1506
		13109125	17-1192	26095017	17-0770	374523	17-1186	90345303	15-1118	1603259	13-0312
		13116174	17-1186	26119529	17-1018	374524	17-1186	90348317	17-0624	1603270	15-1613
		13124679	17-1188	26119530	17-1017	374525	17-1187	90348324	17-0271	1603273	15-1504
		13124680	17-1189	374003	15-1289	374529	17-1195	90348325	17-0272	1603274	15-1505
		13136382	17-0855	374013	16-1008	374535	17-1196	90350824	17-0271	1603275	15-1506
		13159534	17-1187	374018	14-0010	374536	17-1190	90350824	17-0273	1603276	13-0349
NISSAN		13166585	17-1195	374027	16-1008	374537	17-1190	90350865	17-0623	1603277	13-0312
		13166586	17-1196	374041	17-1174	374547	17-0855	90350905	17-0275	1603277	13-0350
		13191328	17-0856	374042	17-1183	374552	17-1185	90350907	17-0272	1603278	13-0351
		13207052	17-1182	374046	17-1183	374557	17-1191	90350907	17-0274	1603278	13-0407
		13207053	17-1181	374048	17-1174	374558	17-1192	90444327	17-0275	1603405	15-1592
		13296185	15-1690	374050	13-0011	374561	17-1188	90444328	17-0276	1603406	13-0392
		13296187	15-1506	374077*	15-1029	374562	17-1189	90498406	15-1118	1603406	15-1592
		1603012	13-0222	374078*	15-1029	374569	17-1184	90511247	17-0273	1604000	13-0312
		1603027	15-1750	374092	15-1029	374591	17-0856	90511248	17-0274	24430493	17-0483
		1603028	15-1751	374094	13-0028	374632	17-1018	90511255	17-0273	24430495	17-0484
		1603188	13-0009	374137	17-0624	374633	17-1017	90538595	15-1289	374003*	15-1289
		1603197	13-0012	374144	17-0272	374671	15-1504	90539771	17-0721	374013	16-1008
		1603203	13-0008	374145	17-0271	374672	15-1505	90539783	17-0722	374018	14-0010
		1603204	13-0011	374175	15-1056	374776	17-1178	9117413	17-0721	374027	16-1008
		1603204	13-0012	374176	15-1051	374777	17-1177	9117414	17-0722	374050	13-0011
		1603231	13-0010	374178	17-0275	374842	15-1690	9186550	17-1190	374077*	15-1029
		1603232	13-0351	374183	17-0271	374843	15-1506	9186552	17-1195	374078*	15-1029
		1603259	13-0312	374183	17-0273	374896	15-1807	9186553	17-1196	374092	15-1029
		1603259	13-0463	374184	17-0272	374906*	15-1807	9200333	17-1193	374094	13-0028
		1603270	15-1613	374184	17-0274	374908*	15-1807	9200334	17-1194	374144	17-0272
		1603273	15-1504	374188	17-0275	374909*	15-1857	9206561	17-1180	374145	17-0271
		1603274	15-1505	374188	17-0624	374922*	15-1807	9206563	17-1179	374175	15-1056
		1603275	15-1506	374190	13-0008	374940*	15-1732	93180022	13-0463	374176	15-1051
		1603276	13-0349	374210	17-0276	374942*	15-1743	93182542	13-0312	374178	17-0275
		1603277	13-0312	374211	17-0275	374943*	15-1687	93182542	13-0463	374183	17-0271
		1603277	13-0350	374212	13-0009	374944*	15-1743	93182571	15-1613	374183	17-0273
		1603277	13-0463	374213	15-1118	374946*	15-1687	93186951	13-0514	374184	17-0272
		1603278	13-0351	374229	17-0275	4410860	13-0512	93190188	13-0392	374184	17-0274
		1603278	13-0407	374230	17-0276	4411698*	15-1755	93190188	15-1592	374188	17-0275
		1603291	15-1599	374235	17-0273	4430546*	15-1755	93190193	15-1593	374190	13-0008
		1603319	15-1592	374236	17-0274	46308648	15-1616	93190194	13-0393	374210	17-0276
		1603367	13-0548	374263	15-1118	46308773	15-1616	93194650	15-1724	374211	17-0275
		1603405	15-1592	374327	17-0721	46308959	15-1616	93194655	15-1724	374212	13-0009
		1603406	13-0392	374328	17-0722	4700078*	15-1790	95518272	15-1592	374213	15-1118
		1603406	15-1592	374349	17-1177	4708032	17-1182	96391553	13-0442	374229	17-0275
		1603411	15-1593	374350	17-1178	4708033	17-1181				
		1603412	13-0393	374370	17-0766	4710013*	15-1724				
		1603431	15-1747	374371	17-0765	4710017*	15-1724				

\* =OE Semiassa/ Driveshaft/ Trasmissione/ Achswelle/ Semieje

# =OE Giunto senza KIT/ CVJ w/o KIT/ Joint sans Kit/ Gelenk Ohne Satz/ Junta sin Kit







RENAULT		77 01 349 939	17-0030	82 00 264 664*	15-1501	82 00 613 828	17-1234	77 01 471 155	17-0432	SAAB	
		77 01 349 941	17-1226	82 00 264 667*	15-1501	82 00 618 165*	15-1803	82 00 261 838*	15-1501		
		77 01 351 121	17-1226	82 00 264 668*	15-1501	82 00 618 166*	15-1803	82 00 262 686*	15-1670		
		77 01 351 126	17-0049	82 00 267 040	17-1233	82 00 618 168*	15-1844	82 00 264 664*	15-1501		
39 10 154 02R*	15-1841	77 01 351 478	17-0049	82 00 267 041	17-1234	82 00 618 176*	15-1844	82 00 264 667*	15-1501	12793840	15-1599
39 10 162 04R*	15-1840	77 01 351 483	17-0048	82 00 269 195*	15-1792	82 00 618 177*	15-1844	82 00 264 668*	15-1501	12793854	13-0514
39 10 184 01R*	15-1842	77 01 351 695	17-0034	82 00 274 161*	15-1670	82 00 618 182*	15-1844	82 00 274 161*	15-1670	12804149*	15-1652
39 10 186 62R*	15-1864	77 01 351 696	17-1225	82 00 283 030	17-1233	82 00 618 501*	15-1501	82 00 341 698*	15-1503	12804150*	15-1652
39 24 100 01R	13-0471	77 01 351 697	17-0034	82 00 327 707*	15-1523	82 00 623 794*	15-1501	82 00 356 803*	15-1501	13296187	15-1506
39100-JY04A*	15-1698	77 01 351 699	17-0033	82 00 331 518	17-1238	82 00 661 507	17-1247	82 00 358 163*	15-1501	93186951	13-0514
39100-JY04B*	15-1698	77 01 351 700	17-1224	82 00 331 639*	15-1792	82 00 674 877*	15-1876	82 00 358 164*	15-1501		
39101-JY04A*	15-1698	77 01 351 701	17-0033	82 00 341 698*	15-1503	82 00 674 878*	15-1876	82 00 378 880*	15-1503		
39101-JY04B*	15-1698	77 01 351 743	17-1226	82 00 356 803*	15-1501	82 00 676 172*	15-1841	82 00 408 418*	15-1501		
60 01 547 699	13-0207	77 01 351 801	17-0033	82 00 358 163*	15-1501	82 00 684 084*	15-1503	82 00 432 514*	15-1501	SEAT	
60 01 548 102	17-0637	77 01 351 806	17-0029	82 00 358 164*	15-1501	82 00 684 084	17-1244	82 00 452 268	17-1242		
60 01 548 103	17-0638	77 01 351 807	17-0030	82 00 363 697*	15-1731	82 00 687 739	17-1245	82 00 452 269	17-1241		
60 01 548 720*	15-1501	77 01 351 990	17-0029	82 00 363 698*	15-1731	82 00 687 740	17-1246	82 00 511 122*	15-1501	113 501 331	16-1004
77 00 106 018	17-0432	77 01 352 013	17-1224	82 00 378 880*	15-1503	82 00 687 910*	15-1844	82 00 511 220*	15-1501	113 598 101	16-1004
77 00 108 248	17-0395	77 01 352 023	17-1226	82 00 387 424	17-1240	82 00 690 053*	15-1501	82 00 534 635*	15-1670	171 407 311F#	15-1021
77 00 112 506	17-1235	77 01 352 223	17-1224	82 00 387 439	17-1240	82 00 725 499*	15-1840	82 00 538 941*	15-1841	171 407 311K#	15-1021
77 00 112 507	17-1236	77 01 352 224	17-1225	82 00 408 418*	15-1501	82 00 725 500*	15-1840	82 00 571 876*	15-1670	171 407 331F#	16-1004
77 00 716 847	17-1226	77 01 367 623	17-1230	82 00 432 514*	15-1501	82 00 725 502*	15-1840	82 00 571 880*	15-1670	171 407 331H#	16-1004
77 00 743 947	17-1226	77 01 367 627	17-1229	82 00 432 517*	15-1579	82 00 725 503*	15-1727	82 00 597 305*	15-1841	171 407 331K#	16-1004
77 00 746 702	17-1225	77 01 465 489	13-0207	82 00 433 371*	15-1731	82 00 725 504*	15-1727	82 00 613 822*	15-1670	171 498 099C	15-1021
77 00 746 703	17-1224	77 01 466 122	13-0207	82 00 436 366*	15-1519	82 00 725 510*	15-1727	82 00 618 501*	15-1501	171 498 103	16-1004
77 00 853 931	17-1226	77 01 467 125	13-0588	82 00 436 366	17-1232	82 00 725 511*	15-1727	82 00 623 794*	15-1501	171 498 103C	16-1004
77 00 853 933	17-1226	77 01 469 363*	15-1285	82 00 436 848*	15-1576	82 00 725 514*	15-1768	82 00 676 172*	15-1841	191 407 271	17-0121
77 00 855 461	17-1226	77 01 471 155	17-0432	82 00 436 849*	15-1576	82 00 786 810*	15-1844	82 00 687 739	17-1245	191 407 271A	17-0002
77 00 858 564	17-1225	77 11 134 777*	15-1522	82 00 440 187	17-0904	82 00 788 672*	15-1728	82 00 687 740	17-1246	191 407 271B	17-0002
77 00 860 224	17-1226	77 11 134 778*	15-1522	82 00 444 438	17-0637	82 00 788 674*	15-1728	82 00 776 538	17-1241	191 407 271C	17-0002
77 00 862 625	17-1224	77 11 135 196	17-1235	82 00 452 268	17-1242	82 00 843 879*	15-1579	82 00 842 365*	15-1782	191 407 271L	17-0002
77 01 209 239	13-0348	77 11 135 246	17-0397	82 00 467 679*	15-1576	82 00 847 584*	15-1840	82 00 842 365	17-1249	191 407 271N	17-0121
77 01 209 241	13-0445	77 11 135 403	17-1239	82 00 470 129*	15-1522	82 00 934 409*	15-1579	82 00 842 369*	15-1782	191 407 271NV	17-0121
77 01 209 242	13-0346	77 11 135 411	17-1240	82 00 470 131*	15-1576	82 00 934 472*	15-1579	82 00 842 369	17-1250	191 407 271NX	17-0121
77 01 209 242	13-0390	77 11 368 273	17-1240	82 00 470 133	17-1239	82 00 966 862*	15-1840	82 01 052 990*	15-1501	191 407 271P	17-0002
77 01 209 246	13-0363	82 00 032 887	17-1236	82 00 470 134*	15-1731	82 00 985 007*	15-1749			191 407 271Q	17-0002
77 01 209 246	13-0496	82 00 032 891	17-1235	82 00 482 429*	15-1503	82 00 985 010*	15-1749			191 407 271R	17-0002
77 01 209 248	13-0512	82 00 063 808	17-1236	82 00 482 429	17-1243	82 01 030 260*	15-1840			191 407 272	17-0003
77 01 209 251	13-0610	82 00 079 912*	15-1522	82 00 482 435	17-1247	82 01 030 262*	15-1840			191 407 272A	17-0003
77 01 209 251	13-0611	82 00 079 913*	15-1522	82 00 482 436	17-1248	82 01 052 990*	15-1501			191 407 272AA	17-0003
77 01 209 252	13-0361	82 00 079 915*	15-1576	82 00 484 373	17-0638					191 407 272AB	17-0003
77 01 209 354	13-0364	82 00 107 090	17-1228	82 00 499 585	17-0904			GCV1118#	15-1299	191 407 272AC	17-0003
77 01 209 354	13-0390	82 00 144 765*	15-1792	82 00 499 586	17-0908			GCV1119#	15-1288	191 407 272AD	17-0003
77 01 209 466	13-0613	82 00 144 781*	15-1792	82 00 511 122*	15-1501			GCV1122#	15-1408	191 407 272AE	17-0003
77 01 209 830	13-0494	82 00 169 176*	15-1522	82 00 511 220*	15-1501			GCV1123#	15-1399	191 407 272BA	17-0003
77 01 209 830	13-0595	82 00 169 177*	15-1576	82 00 531 844	17-1227			GDG153	13-0210	191 407 272C	17-0003
77 01 209 924	13-0495	82 00 171 562	17-1240	82 00 531 911	17-1233	39 10 073 74R	17-1246	GDG157	13-0274	191 407 272E	17-0003
77 01 209 930	13-0584	82 00 198 015	17-1232	82 00 534 635*	15-1670	39 10 096 20R*	15-1782	GSV1013	13-0210	191 407 272N	17-0121
77 01 349 688	17-1226	82 00 198 016*	15-1519	82 00 538 941*	15-1841	39 10 154 02R*	15-1841	TDR000140	13-0210	191 407 272X	17-0003
77 01 349 691	17-0049	82 00 198 016	17-1231	82 00 571 876*	15-1670	39 24 178 48R	13-0589	TDR000190	13-0210	191 407 274	17-0003
77 01 349 873	17-0049	82 00 216 519*	15-1579	82 00 571 880*	15-1670	60 01 548 720*	15-1501	TDR100760	13-0274	191 407 274AX	17-0003
77 01 349 879	17-0048	82 00 216 523*	15-1579	82 00 575 489*	15-1523	77 00 106 018	17-0432	TFB000060#	15-1408	191 407 274BX	17-0003
77 01 349 913	17-0029	82 00 228 393	17-1239	82 00 575 490*	15-1523	77 01 209 239	13-0348	TFB000070#	15-1399	191 407 274RX	17-0003
77 01 349 914	17-0034	82 00 255 027	17-1237	82 00 590 972	17-1240	77 01 209 241	13-0445	TFB000110#	15-1288	191 407 274X	17-0003
77 01 349 916	17-1225	82 00 259 911	17-1240	82 00 597 305*	15-1841	77 01 209 242	13-0346	ZUA000910	13-0210	191 407 311#	15-1021
77 01 349 923	17-0033	82 00 261 838*	15-1501	82 00 613 822*	15-1670	77 01 209 251	13-0611			191 407 311B#	15-1009
77 01 349 938	17-0029	82 00 262 686*	15-1670	82 00 613 827*	15-1501	77 01 210 063	13-0589			191 407 311C#	15-1009



\* =OE Semiasse/ Driveshaft/ Trasmissione/ Achswelle/ Semieje  
# =OE Giunto senza KIT/ CVJ w/o KIT/ Joint sans Kit/ Gelenk Ohne Satz/ Junta sin Kit

CROSS REFERENCES LIST

Ad. OE	METELLI ref.	Ad. OE	METELLI ref.	Ad. OE	METELLI ref.	Ad. OE	METELLI ref.	Ad. OE	METELLI ref.	Ad. OE	METELLI ref.
<b>SEAT</b>		1K0 498 099	<b>15-1467</b>	ZBA 407 331#	<b>16-1004</b>	1K0 498 203A	<b>13-0553</b>	<b>SUBARU</b>		43410-05340*	<b>15-1539</b>
		1K0 498 099B	<b>15-1463</b>	ZBC 407 331#	<b>16-1004</b>	1K0 498 203B	<b>13-0293</b>			43410-0D080	<b>17-1254</b>
		1K0 498 099C	<b>15-1467</b>			1S0 498 099	<b>15-1783</b>			43410-0D160*	<b>15-1885</b>
		1K0 498 099E	<b>15-1467</b>			1S0 498 203	<b>13-0590</b>			43410-0D380*	<b>15-1885</b>
191 407 311F#	<b>15-1009</b>	1K0 498 103	<b>16-1010C</b>	<b>SEAT LCV</b>		321 498 103C	<b>16-1010A</b>	28391-AJ001	<b>15-1839</b>	43410-20152	<b>17-1252</b>
191 407 311H#	<b>15-1021</b>	1K0 498 103B	<b>16-1022</b>			357 498 099E	<b>15-1189</b>	28391-AJ002	<b>15-1839</b>	43410-20441	<b>17-1252</b>
191 407 311J#	<b>15-1009</b>	1K0 498 201B	<b>14-0020</b>			357 498 099EV	<b>15-1189</b>	28396-AG011	<b>13-0608</b>	43410-20470	<b>17-1252</b>
191 407 311L#	<b>15-1009</b>	1K0 498 203	<b>13-0293</b>			357 498 099EX	<b>15-1189</b>			43410-42120*	<b>15-1536</b>
191 498 099	<b>15-1021</b>	1K0 498 203A	<b>13-0320</b>	191 498 203C	<b>13-0005</b>	357 498 104	<b>16-1010A</b>			43410-52110*	<b>15-1884</b>
191 498 099A	<b>15-1009</b>	1K0 498 203A	<b>13-0553</b>	1H0 407 311C#	<b>15-1021</b>	3C0 407 311A#	<b>15-1786</b>	<b>SUZUKI</b>		43410-52130	<b>17-1254</b>
191 498 099F	<b>15-1021</b>	1K0 498 203B	<b>13-0293</b>			3C0 498 099	<b>15-1786</b>			43410-52131	<b>17-1254</b>
191 498 103	<b>16-1010B</b>	1S0 498 099	<b>15-1783</b>			441 498 203A	<b>13-0196</b>			43420-02280*	<b>15-1544</b>
191 498 103A	<b>16-1010B</b>	1S0 498 203	<b>13-0590</b>	<b>SKODA</b>		4D0 498 099	<b>15-1267</b>			43420-02A30*	<b>15-1818</b>
191 498 103C	<b>16-1010B</b>	321 407 331#	<b>16-1004</b>			4D0 598 099	<b>15-1267</b>	44101-51K00*	<b>15-1724</b>	43420-05150*	<b>15-1539</b>
191 498 104	<b>16-1010A</b>	321 407 331B#	<b>16-1004</b>			4E0 407 285	<b>13-0585</b>	44101-51K90*	<b>15-1781</b>	43420-05240*	<b>15-1539</b>
191 498 104A	<b>16-1010A</b>	321 498 103	<b>16-1004</b>			5M0 498 099	<b>15-1708</b>	44101-60A10*	<b>15-1380</b>	43420-0D080	<b>17-1253</b>
191 498 201D	<b>14-0005</b>	321 498 103A	<b>16-1004</b>	191 498 104	<b>16-1010A</b>	5M0 498 203	<b>13-0480</b>	44101-60A20*	<b>15-1380</b>	43420-0D390*	<b>15-1805</b>
191 498 203	<b>13-0048</b>	321 498 103C	<b>16-1010A</b>	191 498 104A	<b>16-1010A</b>	5N0 498 099	<b>15-1786</b>	44101-67D00*	<b>15-1540</b>	43420-0F020*	<b>15-1814</b>
191 498 203C	<b>13-0005</b>	321 498 103D	<b>16-1010B</b>	1H0 407 311#	<b>15-1189</b>	5N0 498 099A	<b>15-1786</b>	44101-67D01*	<b>15-1540</b>	43420-0F021*	<b>15-1814</b>
191 498 203C	<b>13-0048</b>	321 498 203A	<b>13-0048</b>	1H0 498 099A	<b>15-1189</b>	6Q0 498 099E	<b>15-1414</b>	44101-68L32*	<b>15-1790</b>	43420-0F080*	<b>15-1896</b>
1H0 407 271F	<b>17-0121</b>	357 407 271D	<b>17-0121</b>	1H0 498 203	<b>13-0152</b>	6Q0 498 203	<b>13-0545</b>	44102-51K00*	<b>15-1724</b>	43420-13030*	<b>15-1536</b>
1H0 407 271FX	<b>17-0121</b>	357 407 311#	<b>15-1009</b>	1H0 498 203A	<b>13-0152</b>	6Q0 498 203A	<b>13-0283</b>	44102-51K90*	<b>15-1781</b>	43420-20112	<b>17-1251</b>
1H0 407 311#	<b>15-1189</b>	357 498 099	<b>15-1009</b>	1H0 498 203A	<b>13-0319</b>	6R0 498 099	<b>15-1770</b>	44102-60A10*	<b>15-1380</b>	43420-20121	<b>17-1251</b>
1H0 407 311C#	<b>15-1021</b>	357 498 099D	<b>15-1009</b>	1J0 407 271AP	<b>17-0358</b>	6R0 498 099A	<b>15-1771</b>	44102-60A20*	<b>15-1380</b>	43420-20350	<b>17-1251</b>
1H0 407 311D#	<b>15-1009</b>	357 498 099E	<b>15-1189</b>	1J0 407 271AQ	<b>17-0358</b>	7H0 498 203	<b>13-0585</b>	44102-67D00*	<b>15-1540</b>	43420-42050*	<b>15-1536</b>
1H0 498 099	<b>15-1009</b>	357 498 099EV	<b>15-1189</b>	1J0 407 271C	<b>17-0358</b>	8D0 407 305J#	<b>15-1267</b>	44102-68L01*	<b>15-1790</b>	43420-42140*	<b>15-1536</b>
1H0 498 099A	<b>15-1189</b>	357 498 099EX	<b>15-1189</b>	1J0 407 271DL	<b>17-0358</b>			44102-68L32*	<b>15-1790</b>	43420-52130	<b>17-1253</b>
1H0 498 203	<b>13-0048</b>	357 498 103	<b>16-1010B</b>	1J0 407 271FN	<b>17-0358</b>			44102-85L00*	<b>15-1724</b>	43420-52131	<b>17-1253</b>
1H0 498 203	<b>13-0152</b>	357 498 103A	<b>16-1010B</b>	1J0 407 271H	<b>17-0358</b>	<b>SKODA LCV</b>		44116-51K00	<b>15-1724</b>	43460-09601*	<b>15-1539</b>
1H0 498 203A	<b>13-0152</b>	357 498 103B	<b>16-1010B</b>	1J0 407 272	<b>17-0211</b>			44118-51K00	<b>13-0523</b>	43460-09621*	<b>15-1544</b>
1H0 498 203A	<b>13-0319</b>	357 498 104	<b>16-1010A</b>	1J0 407 272JK	<b>17-0211</b>			44118-51K80	<b>13-0581</b>	43460-09P70*	<b>15-1544</b>
1J0 407 271AP	<b>17-0358</b>	3C0 407 311A#	<b>15-1786</b>	1J0 407 311C#	<b>15-1189</b>			44118-67D01	<b>13-0262</b>	43460-49106*	<b>15-1536</b>
1J0 407 271AQ	<b>17-0358</b>	3C0 498 099	<b>15-1786</b>	1J0 407 311D#	<b>15-1189</b>	6Q0 498 099E	<b>15-1414</b>	44118-68L01	<b>13-0571</b>	43460-80121*	<b>15-1818</b>
1J0 407 271C	<b>17-0358</b>	431 407 331E#	<b>16-1004</b>	1J0 407 451AX	<b>17-0358</b>	6Q0 498 203A	<b>13-0283</b>	44118-68L31	<b>13-0571</b>	43470-09A14*	<b>15-1539</b>
1J0 407 271DL	<b>17-0358</b>	4E0 407 285	<b>13-0585</b>	1J0 498 099	<b>15-1241</b>			44133-60A10	<b>13-0261</b>	43470-09A15*	<b>15-1544</b>
1J0 407 271FN	<b>17-0358</b>	5M0 498 099	<b>15-1708</b>	1J0 498 099A	<b>15-1241</b>					43470-09P10*	<b>15-1544</b>
1J0 407 271H	<b>17-0358</b>	5M0 498 203	<b>13-0480</b>	1J0 498 099E	<b>15-1428</b>	<b>SMART</b>				43470-09Y10*	<b>15-1818</b>
1J0 407 272	<b>17-0211</b>	5N0 498 099	<b>15-1786</b>	1J0 498 103A	<b>16-1010D</b>					43470-09Y30*	<b>15-1878</b>
1J0 407 272JK	<b>17-0211</b>	5N0 498 099A	<b>15-1786</b>	1J0 498 203	<b>13-0154</b>			<b>TOYOTA</b>		43470-49196*	<b>15-1536</b>
1J0 407 311C#	<b>15-1189</b>	6K0 407 271C	<b>17-0002</b>	1K0 407 271DJ	<b>17-0763</b>					43470-80210*	<b>15-1818</b>
1J0 407 311D#	<b>15-1189</b>	6K0 407 272H	<b>17-0003</b>	1K0 407 272JT	<b>17-0764</b>	4543300401	<b>17-1164</b>			43470-80240*	<b>15-1896</b>
1J0 407 451AX	<b>17-0358</b>	6Q0 498 099E	<b>15-1414</b>	1K0 407 311H#	<b>15-1467</b>	4543300701	<b>17-1165</b>	04427-0D030	<b>13-0641</b>	43470-8Z008*	<b>15-1805</b>
1J0 498 099	<b>15-1241</b>	6Q0 498 203	<b>13-0545</b>	1K0 407 311J#	<b>15-1463</b>	4543301101*	<b>15-1507</b>	04427-0D310	<b>13-0622</b>	43470-8Z036*	<b>15-1818</b>
1J0 498 099A	<b>15-1241</b>	6Q0 498 203A	<b>13-0283</b>	1K0 407 311L#	<b>15-1467</b>	4543301101	<b>17-1164</b>	04427-52381	<b>13-0640</b>	43470-8Z038*	<b>15-1896</b>
1J0 498 099E	<b>15-1428</b>	6R0 498 099	<b>15-1770</b>	1K0 498 099	<b>15-1467</b>	4543301201	<b>17-1165</b>	04428-05200	<b>13-0540</b>		
1J0 498 103A	<b>16-1010D</b>	6R0 498 099A	<b>15-1771</b>	1K0 498 099B	<b>15-1463</b>	4543301701	<b>13-0354</b>	04428-05230	<b>13-0603</b>		
1J0 498 203	<b>13-0154</b>	7H0 498 203	<b>13-0585</b>	1K0 498 099C	<b>15-1467</b>	4543302501	<b>17-1164</b>	04428-05250	<b>13-0540</b>		
1K0 407 271BJ	<b>17-0761</b>	807 407 331#	<b>16-1004</b>	1K0 498 099E	<b>15-1467</b>			04438-02081	<b>13-0370</b>	<b>VOLKSWAGEN</b>	
1K0 407 272EN	<b>17-0762</b>	82443745	<b>13-0003</b>	1K0 498 103	<b>16-1010C</b>			04438-02091	<b>13-0540</b>		
1K0 407 272NJ	<b>17-0762</b>	82463084	<b>13-0003</b>	1K0 498 103B	<b>16-1022</b>			04438-42081	<b>13-0530</b>		
1K0 407 311H#	<b>15-1467</b>	8E0 407 305D#	<b>15-1435</b>	1K0 498 201B	<b>14-0020</b>			43030-28010*	<b>15-1536</b>	113 501 331	<b>16-1004</b>
1K0 407 311J#	<b>15-1463</b>	8E0 498 099D	<b>15-1435</b>	1K0 498 203	<b>13-0293</b>			43410-02250*	<b>15-1544</b>	113 598 101	<b>16-1004</b>
1K0 407 311L#	<b>15-1467</b>	8E0 498 203	<b>13-0299</b>	1K0 498 203A	<b>13-0320</b>			43410-05330*	<b>15-1539</b>	171 407 311F#	<b>15-1021</b>

VOLKSWAGEN		191 498 203C	13-0005	1K0 407 271BF	17-1085	357 407 272B	17-0124	6R0 498 099	15-1770	1H0 407 272A	17-0188	
		191 498 203C	13-0048	1K0 407 271BJ	17-0761	357 407 272F	17-0124	6R0 498 099A	15-1771	1H0 407 272AX	17-0188	
		1H0 407 271A	17-0187	1K0 407 271CP	17-0759	357 407 272FX	17-0124	6X0 407 331#	16-1010C	1H0 407 272M	17-0188	
171 407 311K#	15-1021	1H0 407 271AX	17-0187	1K0 407 271DJ	17-0763	357 407 272L	17-0124	6X0 498 103	16-1010C	1H0 407 272MX	17-0188	
171 407 331F#	16-1004	1H0 407 271F	17-0121	1K0 407 271EG	17-1085	357 407 272M	17-0124	7H0 498 203	13-0585	1H0 407 272N	17-0752	
171 407 331H#	16-1004	1H0 407 271FX	17-0121	1K0 407 271KA	17-1085	357 407 272MV	17-0124	7L0 498 099A	15-1659	1H0 407 311#	15-1189	
171 407 331K#	16-1004	1H0 407 271N	17-0751	1K0 407 271LG	17-1085	357 407 272MX	17-0124	7L0 498 099C	15-1659	1H0 407 311C#	15-1021	
171 498 099A	15-1021	1H0 407 271P	17-0751	1K0 407 272CC	17-0760	357 407 311#	15-1009	7L0 498 103A	16-1033	1H0 407 417	17-0751	
171 498 099C	15-1021	1H0 407 272A	17-0188	1K0 407 272DQ	17-1263	357 498 099	15-1009	7L0 498 201A	14-0028	1H0 407 418	17-0752	
171 498 103	16-1004	1H0 407 272AF	17-0357	1K0 407 272EN	17-0762	357 498 099D	15-1009	7L0 498 203	13-0437	1H0 498 099A	15-1189	
171 498 103C	16-1004	1H0 407 272AX	17-0188	1K0 407 272ER	17-1086	357 498 099E	15-1189	7M0 407 271L	17-1257	1H0 498 203	13-0048	
191 407 271	17-0121	1H0 407 272C	17-0357	1K0 407 272FR	17-0760	357 498 099EV	15-1189	7M0 407 271Q	17-1257	1H0 498 203	13-0152	
191 407 271A	17-0002	1H0 407 272M	17-0188	1K0 407 272GK	17-0760	357 498 099EX	15-1189	7M0 407 271R	17-1257	1H0 498 203A	13-0152	
191 407 271B	17-0002	1H0 407 272MV	17-0357	1K0 407 272GM	17-0760	357 498 103	16-1010B	7M0 407 272AV	17-1258	1H0 498 203A	13-0319	
191 407 271C	17-0002	1H0 407 272MX	17-0188	1K0 407 272HK	17-0764	357 498 103A	16-1010B	7M0 407 272F	17-1258	1J0 407 271AP	17-0358	
191 407 271L	17-0002	1H0 407 272N	17-0752	1K0 407 272JT	17-0764	357 498 103B	16-1010B	7M0 407 272K	17-1258	1J0 407 271AQ	17-0358	
191 407 271N	17-0121	1H0 407 272S	17-0357	1K0 407 272NJ	17-0762	357 498 104	16-1010A	807 407 331#	16-1004	1J0 407 271C	17-0358	
191 407 271NV	17-0121	1H0 407 311#	15-1189	1K0 407 272QE	17-1086	3C0 407 311A#	15-1786	8D0 407 271AC	17-1083	1J0 407 271FN	17-0358	
191 407 271NX	17-0121	1H0 407 311C#	15-1021	1K0 407 272QF	17-1086	3C0 498 099	15-1786	8D0 407 271AQ	17-0199	1J0 407 271HJ	17-1261	
191 407 271P	17-0002	1H0 407 311D#	15-1009	1K0 407 311H#	15-1467	431 407 331E#	16-1004	8D0 407 271DT	17-0603	1J0 407 271HK	17-1261	
191 407 271Q	17-0002	1H0 407 417	17-0751	1K0 407 311J#	15-1463	441 498 203A	13-0196	8D0 407 272AC	17-1084	1J0 407 271LQ	17-1261	
191 407 271R	17-0002	1H0 407 418	17-0752	1K0 407 311L#	15-1467	4D0 498 099	15-1267	8D0 407 272AQ	17-0200	1J0 407 272AT	17-0211	
191 407 272	17-0003	1H0 498 099	15-1009	1K0 407 451QX	17-1085	4D0 598 099	15-1267	8D0 407 272BE	17-1084	1J0 407 272HD	17-1262	
191 407 272A	17-0003	1H0 498 099A	15-1189	1K0 407 454HX	17-1086	4E0 407 285	13-0585	8D0 407 272DM	17-1084	1J0 407 272JK	17-0211	
191 407 272AA	17-0003	1H0 498 203	13-0048	1K0 498 099	15-1467	5M0 498 099	15-1708	8D0 407 272DT	17-0604	1J0 407 272LB	17-1262	
191 407 272AB	17-0003	1H0 498 203	13-0152	1K0 498 099B	15-1463	5M0 498 203	13-0480	8D0 407 305J#	15-1267	1J0 407 311C#	15-1189	
191 407 272AC	17-0003	1H0 498 203A	13-0152	1K0 498 099C	15-1467	5N0 498 099	15-1786	8D0 407 451AV	17-0199	1J0 407 311D#	15-1189	
191 407 272AE	17-0003	1H0 498 203A	13-0319	1K0 498 099E	15-1467	5N0 498 099A	15-1786	8D0 407 451AX	17-0199	1J0 407 451AX	17-0358	
191 407 272BA	17-0003	1J0 407 271AC	17-0207	1K0 498 103	16-1010C	6E0 407 271F	17-1259	8D0 407 451DV	17-1083	1J0 407 452SX	17-1262	
191 407 272C	17-0003	1J0 407 271AL	17-0207	1K0 498 103B	16-1022	6K0 407 271C	17-0002	8D0 407 451DX	17-1083	1J0 498 099B	15-1189	
191 407 272E	17-0003	1J0 407 271AP	17-0358	1K0 498 103B	16-1022	6K0 407 271G	17-0003	8D0 407 452AV	17-0200	1J0 498 099E	15-1428	
191 407 272N	17-0121	1J0 407 271AQ	17-0358	1K0 498 201B	14-0020	6N0 407 271H	17-1259	8D0 407 452AX	17-0200	1K0 407 271BF	17-1085	
191 407 272X	17-0003	1J0 407 271C	17-0358	1K0 498 203	13-0293	6N0 407 272H	17-1260	ZBA 407 331#	16-1004	1K0 407 271EG	17-1085	
191 407 274	17-0003	1J0 407 271F	17-0207	1K0 498 203A	13-0553	6N0 407 272R	17-1260	ZBC 407 331#	16-1004	1K0 407 271KA	17-1085	
191 407 274AX	17-0003	1J0 407 271FN	17-0358	1K0 498 203A	13-0553	6Q0 407 271AS	17-0611			1K0 407 271LG	17-1085	
191 407 274BX	17-0003	1J0 407 271HJ	17-1261	1KM 498 099	15-1463	6Q0 407 271AT	17-0611			1K0 407 272ER	17-1086	
191 407 274RX	17-0003	1J0 407 271HK	17-1261	1KM 498 099B	15-1463	6Q0 407 271BE	17-0613			1K0 407 272QE	17-1086	
191 407 274X	17-0003	1J0 407 271LQ	17-1261	1S0 498 099	15-1783	6Q0 407 271BS	17-0613			1K0 407 272QF	17-1086	
191 407 311#	15-1021	1J0 407 272AP	17-0208	1S0 498 203	13-0590	6Q0 407 271DB	17-0613	VOLKSWAGEN LCV			1K0 407 311J#	15-1463
191 407 311B#	15-1009	1J0 407 272AT	17-0211	321 407 331#	16-1004	6Q0 407 272BC	17-0612	171 407 311F#	15-1021	1K0 407 311L#	15-1467	
191 407 311C#	15-1009	1J0 407 272CT	17-0748	321 407 331B#	16-1004	6Q0 407 272BD	17-0612	171 407 311K#	15-1021	1K0 407 451QX	17-1085	
191 407 311F#	15-1009	1J0 407 272F	17-0208	321 498 103	16-1004	6Q0 407 272BE	17-0612	171 498 099A	15-1021	1K0 407 454HX	17-1086	
191 407 311H#	15-1021	1J0 407 272HD	17-1262	321 498 103A	16-1004	6Q0 407 272BK	17-0614	171 498 099C	15-1021	1K0 498 099	15-1467	
191 407 311J#	15-1009	1J0 407 272JK	17-0211	321 498 103C	16-1010A	6Q0 407 451DX	17-0611	191 498 099C	15-1021	1K0 498 099B	15-1463	
191 407 311L#	15-1009	1J0 407 272LB	17-1262	321 498 103D	16-1010B	6Q0 407 451EX	17-0611	191 407 311#	15-1021	1K0 498 099C	15-1467	
191 498 099	15-1021	1J0 407 311C#	15-1189	321 498 203A	13-0048	6Q0 407 451FX	17-0613	191 407 311H#	15-1021	1K0 498 103	16-1010C	
191 498 099A	15-1009	1J0 407 311D#	15-1189	357 407 271A	17-0123	6Q0 407 452EX	17-0612	191 498 099	15-1021	1K0 498 203	13-0293	
191 498 099B	15-1009	1J0 407 451AX	17-0358	357 407 271B	17-0123	6Q0 407 452FX	17-0612	191 498 099B	15-1009	1K0 498 203A	13-0320	
191 498 099C	15-1009	1J0 407 452SX	17-1262	357 407 271D	17-0121	6Q0 407 452GX	17-0612	191 498 099F	15-1021	1K0 498 203B	13-0293	
191 498 099F	15-1021	1J0 498 099	15-1241	357 407 271E	17-0123	6Q0 407 452HX	17-0614	191 498 201D	14-0005	2H0 498 099	15-1855	
191 498 103	16-1010B	1J0 498 099A	15-1241	357 407 271G	17-0123	6Q0 498 099E	15-1414	191 498 203	13-0048	2H0 498 099A	15-1855	
191 498 103A	16-1010B	1J0 498 099B	15-1189	357 407 271GX	17-0123	6Q0 498 203	13-0545	191 498 203C	13-0005	2H0 498 099AX	15-1855	
191 498 103C	16-1010B	1J0 498 099E	15-1428	357 407 271H	17-0123	6Q0 498 203A	13-0283	191 498 203C	13-0048	321 498 203A	13-0048	
191 498 104	16-1010A	1J0 498 103	16-1022	357 407 271HX	17-0123	6R0 407 761	17-1264	1H0 407 271A	17-0187	357 407 271Q	17-0751	
191 498 104A	16-1010A	1J0 498 103A	16-1010D	357 407 271I	17-0123	6R0 407 761A	17-1266	1H0 407 271AX	17-0187	357 498 099	15-1009	
191 498 201D	14-0005	1J0 498 203	13-0154	357 407 271P	17-0751	6R0 407 762	17-1265	1H0 407 271N	17-0751	357 498 099E	15-1189	
191 498 203	13-0048	1K0 407 271AT	17-0759	357 407 272	17-0124	6R0 407 762A	17-1267	1H0 407 271P	17-0751	357 498 099EV	15-1189	



\* =OE Semiassse/ Driveshaft/ Trasmission/ Achswelle/ Semieje  
# =OE Giunto senza KIT/ CVJ w/o KIT/ Joint sans Kit/ Gelenk Ohne Satz/ Junta sin Kit

CROSS REFERENCES LIST



Ad. OE	METELLI ref.	Ad. OE	METELLI ref.	Ad. OE	METELLI ref.	Ad. OE	METELLI ref.	Ad. OE	METELLI ref.	Ad. OE	METELLI ref.
<b>VOLKSWAGEN LCV</b>		36000555*	15-1774	9122921	17-1255	301019#	15-1021	301722	17-0357	302345	17-1160
		36000559*	15-1774	9163584	17-1256	301021#	15-1021	301722	17-0752	302391	17-1070
		36000562*	15-1774	9163592	17-1256	301023#	15-1021	301771	17-1255	302395	17-1071
		36000675*	15-1821	9163593	17-1255	301030#	15-1223	301772	17-1256	302418	17-1071
357 498 099EX	15-1189	36000681*	15-1821	9463378*	15-1538	301065#	15-1051	301880	17-0048	302433	17-1226
3C0 407 311A#	15-1786	36000692*	15-1738			301070#	15-1009	301881	17-0049	302452	15-1226
3C0 498 099	15-1786	36001069*	15-1891			301072#	15-1009	301886	17-0034	302453	15-1227
4E0 407 285	13-0585	36001075*	15-1738	<b>GKN LOEBRO</b>		301078#	15-1368	301886	17-1225	302575	13-0207
5M0 498 099	15-1708	36001076*	15-1738			301106#	16-1004	301887	17-0033	302587#	15-1226
5M0 498 203	13-0480	36001180*	15-1774			301116#	16-1004	301887	17-1224	302588#	15-1227
5N0 498 099	15-1786	36001181*	15-1774			301118#	16-1004	301888	17-0030	302679	17-1148
5N0 498 099A	15-1786	36001232*	15-1891	300324	13-0003	301123#	16-1008	301889	17-0029	302680	17-1147
6Q0 498 099E	15-1414	36001357*	15-1765	300327	13-0091	301209	17-1083	301890	17-0034	302689	13-0028
6Q0 498 203A	13-0283	36001358*	15-1765	300329	13-0091	301210	17-1084	301891	17-0033	302758#	15-1078
6X0 407 331#	16-1010C	36001403*	15-1891	300354	13-0008	301219	17-0199	301905	17-0004	302815#	15-1118
6X0 498 103	16-1010C	36001448*	15-1765	300355	13-0005	301222	17-0200	301906	17-0005	302817	17-1101
7H0 407 272AC	17-1069	36001449*	15-1774	300355	13-0048	301241	17-0123	301925	17-0004	302818	17-1102
7H0 407 272AJ	17-1066	36001450*	15-1765	300364	13-0023	301241	17-0187	301926	17-0005	302821	17-1101
7H0 407 272AL	17-1069	36001451*	15-1738	300374	13-0071	301242	17-0124	301935	17-0079	302822	17-1102
7H0 407 272BB	17-1069	36001452*	15-1738	300382	13-0048	301244	17-0123	301947	15-1009	302824	17-1104
7H0 407 272BC	17-1066	36001461*	15-1774	300394	13-0261	301245	17-0123	301948	15-1009	302826	17-1104
7H0 407 272BD	17-1069	36001531*	15-1738	300402	13-0152	301355	17-0250	301961	15-1267	302830	17-1257
7H0 407 272BK	17-1066	36002144*	15-1765	300404	13-0011	301356	17-0249	301962	15-1267	302831	17-1258
7H0 407 272BL	17-1069	36002543*	15-1891	300407	13-0171	301359	17-0250	301970	15-1380	302834	17-1257
7H0 407 272CH	17-1066	36002896*	15-1765	300410	13-0207	301360	17-0249	301974	15-1003	302835	17-1258
7H0 407 272S	17-1066	36002897*	15-1765	300426	13-0152	301397	17-1255	302024	15-1189	302861	15-1118
7H0 498 203	13-0585	36012414*	15-1891	300426	13-0319	301398	17-1256	302040	15-1081	302873	17-0541
7L0 498 203	13-0630	36012415*	15-1891	300439	13-0253	301401	17-1146	302067	15-1029	302876	17-1106
		5003844	17-1256	300459	14-0010	301402	17-1145	302069	15-1056	302877	17-0079
		5003845	17-1255	300468	14-0005	301403	17-1146	302111	15-1024	302878	17-0519
		5003913	17-1255	300640	17-1093	301404	17-1145	302114	15-1021	302881	17-1108
<b>VOLVO</b>		5003914	17-1256	300641	17-1092	301505	17-0275	302116	15-1021	302918	17-0132
		8111306	17-1255	300651	17-1092	301505	17-0276	302118	15-1021	302919	17-0133
		8251779*	15-1517	300659	17-1148	301506	17-0275	302123	15-1021	302930	17-1111
271827	13-0253	8251780*	15-1517	300660	17-1147	301506	17-0276	302125	15-1021	302931	17-1112
30751820	13-0499	8601096	17-1255	300693	17-1096	301532	17-0002	302130	15-1223	302931	17-1201
30759413	13-0647	8601097	17-1256	300694	17-1094	301533	17-0003	302169	15-1051	302936	13-0588
30871328_30880013*	15-1837	8601098	17-1255	300823	17-1255	301534	17-0121	302175	15-1009	302940	17-1108
31256018	13-0524	8601099	17-1256	300824	17-1256	301535	17-0003	302177	15-1009	302941#	15-1241
31256231	13-0369	8601102*	15-1368	300831	17-1083	301537	17-0002	302192	15-1368	302942#	15-1189
31256231	13-0598	8601103*	15-1368	300833	17-1084	301538	17-0003	302216	16-1004	302959	13-0154
31272781	13-0539	8602570*	15-1517	300834	17-0603	301547	17-0003	302227	16-1008	302960	13-0154
31272782	13-0539	8602577*	15-1538	300835	17-0604	301548	17-0121	302230	16-1004	302961	15-1241
31325177	13-0539	8603787*	15-1517	300838	17-0751	301555	17-0121	302230	16-1022	302962	15-1241
31325675	13-0597	8603794*	15-1538	300839	17-0752	301619	17-0751	302231	16-1004	302963	15-1189
36000362*	15-1891	8603815*	15-1774	300849#	15-1009	301620	17-0752	302232	16-1004	303042	17-1122
36000363*	15-1891	8603816*	15-1774	300856#	15-1267	301706	17-0271	302233	16-1004	303043	17-1123
36000437*	15-1774	8643437	17-1255	300871#	15-1380	301708	17-0272	302257	16-1010B	303044	17-1122
36000519*	15-1538	9122569	17-1255	300883#	15-1003	301708	17-0274	302258	13-0203	303100	13-0167
36000546*	15-1774	9122570	17-1256	300905#	15-1189	301709	17-0273	302261	16-1010B	303103#	15-1209
36000547*	15-1774	9122833	17-1255	300952#	15-1081	301720	17-0752	302262	16-1010A	303104#	15-1210
36000550*	15-1774	9122919*	15-1368	300978#	15-1056	301721	17-0123	302322	13-0369	303111	15-1209
36000552*	15-1774	9122920*	15-1368	301016#	15-1024	301722	17-0188	302344	17-1159	303112	15-1210

<b>GKN LOEBRO</b>		303580	<b>17-1110</b>	304315	<b>16-1020</b>	304531	<b>17-0543</b>	304781	<b>17-1242</b>	305120	<b>13-0301</b>
		303607	<b>15-1387</b>	304317	<b>16-1020</b>	304537	<b>17-0838</b>	304791	<b>17-1206</b>	305129	<b>17-1133</b>
		303636	<b>17-1235</b>	304326	<b>13-0293</b>	304538	<b>17-0839</b>	304792	<b>17-1207</b>	305130	<b>17-1134</b>
		303637	<b>17-1236</b>	304327	<b>15-1467</b>	304541	<b>17-0951</b>	304810	<b>13-0356</b>	305131	<b>17-0964</b>
303153	<b>17-0207</b>	303652	<b>17-0231</b>	304329	<b>15-1463</b>	304542	<b>17-0952</b>	304812	<b>13-0093</b>	305132	<b>17-0965</b>
303154	<b>17-0208</b>	303653	<b>17-0232</b>	304330	<b>13-0320</b>	304550	<b>14-0028</b>	304817	<b>13-0419</b>	305135	<b>17-1243</b>
303155	<b>17-0207</b>	303656	<b>17-0235</b>	304330	<b>13-0553</b>	304551	<b>13-0437</b>	304817	<b>13-0483</b>	305136	<b>17-1244</b>
303156	<b>17-0208</b>	303657	<b>17-0236</b>	304331	<b>15-1435</b>	304557	<b>15-1659</b>	304823	<b>15-1544</b>	305139	<b>17-1248</b>
303157	<b>17-0358</b>	303666	<b>17-1124</b>	304332	<b>13-0299</b>	304568	<b>17-1131</b>	304824	<b>13-0540</b>	305140	<b>17-1247</b>
303159	<b>17-0747</b>	303667	<b>17-1125</b>	304333	<b>15-1436</b>	304568	<b>17-1132</b>	304831	<b>15-1590</b>	305150	<b>15-1637</b>
303160	<b>17-0748</b>	303689	<b>17-1120</b>	304338	<b>17-1234</b>	304580	<b>17-1134</b>	304832	<b>15-1590</b>	305151	<b>13-0257</b>
303161	<b>17-0358</b>	303743	<b>15-1417</b>	304340	<b>17-1231</b>	304581	<b>17-1133</b>	304836	<b>13-0391</b>	305151	<b>13-0271</b>
303162	<b>17-0211</b>	303744	<b>13-0285</b>	304368	<b>17-0231</b>	304584	<b>17-1208</b>	304857	<b>17-1240</b>	305152	<b>15-1687</b>
303195#	<b>15-1440</b>	303826	<b>17-1251</b>	304369	<b>17-0232</b>	304585	<b>17-1209</b>	304862	<b>17-1237</b>	305153	<b>13-0460</b>
303200	<b>17-0380</b>	303878	<b>15-1434</b>	304383	<b>15-1506</b>	304586	<b>17-1210</b>	304863	<b>15-1690</b>	305153	<b>13-0482</b>
303203	<b>17-0382</b>	303882	<b>15-1434</b>	304384	<b>15-1504</b>	304587	<b>17-1211</b>	304864	<b>13-0548</b>	305176	<b>15-1777</b>
303204	<b>17-0383</b>	303883	<b>13-0298</b>	304385	<b>13-0349</b>	304588	<b>17-1218</b>	304873	<b>17-1190</b>	305177	<b>13-0385</b>
303205	<b>17-0385</b>	303897	<b>13-0640</b>	304386	<b>15-1505</b>	304589	<b>17-1219</b>	304882	<b>13-0346</b>	305184	<b>15-1724</b>
303228	<b>17-0395</b>	303900	<b>15-1530</b>	304387	<b>13-0312</b>	304590	<b>17-1215</b>	304882	<b>13-0652</b>	305185	<b>13-0523</b>
303229	<b>17-0169</b>	303901	<b>13-0366</b>	304387	<b>13-0350</b>	304591	<b>17-1216</b>	304886	<b>13-0471</b>	305198	<b>15-1592</b>
303230	<b>17-0397</b>	303901	<b>13-0434</b>	304387	<b>13-0463</b>	304596	<b>15-1437</b>	304888	<b>13-0562</b>	305202	<b>17-1185</b>
303231	<b>17-0432</b>	303901	<b>13-0442</b>	304389	<b>13-0463</b>	304597	<b>13-0010</b>	304901	<b>13-0091</b>	305203	<b>17-1189</b>
303233	<b>17-0397</b>	303914	<b>15-1374</b>	304391	<b>15-1451</b>	304598	<b>15-1726</b>	304914	<b>15-1781</b>	305208	<b>17-1192</b>
303234	<b>17-0432</b>	303915	<b>13-0257</b>	304392	<b>13-0222</b>	304599	<b>13-0489</b>	304915	<b>13-0581</b>	305209	<b>17-1191</b>
303235	<b>17-1227</b>	303915	<b>13-0271</b>	304397	<b>15-1613</b>	304599	<b>13-0527</b>	304933	<b>14-0020</b>	305210	<b>17-1184</b>
303236	<b>17-0432</b>	303917	<b>13-0287</b>	304398	<b>17-0765</b>	304600	<b>15-1718</b>	304939	<b>15-1585</b>	305212	<b>17-1188</b>
303236	<b>17-1228</b>	303917	<b>13-0406</b>	304398	<b>17-1174</b>	304601	<b>15-1717</b>	304939	<b>17-1213</b>	305222	<b>17-1187</b>
303249	<b>17-0079</b>	303918	<b>15-1493</b>	304399	<b>17-0766</b>	304602	<b>13-0488</b>	304941	<b>17-1212</b>	305223	<b>17-1186</b>
303252	<b>17-1106</b>	303920	<b>15-1493</b>	304399	<b>17-1183</b>	304611	<b>15-1592</b>	304954	<b>15-1688</b>	305232	<b>17-1196</b>
303253	<b>17-0519</b>	303921	<b>15-1396</b>	304400	<b>17-0765</b>	304612	<b>13-0392</b>	304955	<b>13-0461</b>	305235	<b>15-1780</b>
303258	<b>13-0504</b>	303928	<b>15-1407</b>	304401	<b>17-0766</b>	304613	<b>15-1593</b>	304956	<b>15-1697</b>	305236	<b>13-0554</b>
303263	<b>13-0093</b>	303929	<b>13-0281</b>	304404	<b>17-0769</b>	304614	<b>13-0393</b>	304962	<b>15-1689</b>	305237	<b>15-1656</b>
303263	<b>13-0191</b>	303950	<b>13-0011</b>	304405	<b>17-0770</b>	304620	<b>17-1097</b>	304963	<b>13-0462</b>	305256	<b>17-1238</b>
303274	<b>15-1440</b>	303950	<b>13-0012</b>	304406	<b>17-1177</b>	304621	<b>17-1098</b>	304964	<b>15-1449</b>	305275	<b>17-1079</b>
303296	<b>13-0439</b>	303951	<b>13-0012</b>	304407	<b>17-1178</b>	304640	<b>15-1786</b>	304993	<b>17-1245</b>	305284	<b>13-0348</b>
303359	<b>13-0009</b>	303953	<b>13-0297</b>	304418	<b>17-0721</b>	304651	<b>13-0530</b>	304994	<b>17-1246</b>	305285	<b>13-0494</b>
303463	<b>17-0415</b>	303994	<b>13-0585</b>	304419	<b>17-0722</b>	304653	<b>15-1457</b>	304996	<b>17-1173</b>	305285	<b>13-0595</b>
303464	<b>17-0416</b>	303998	<b>13-0505</b>	304428	<b>17-0855</b>	304654	<b>13-0316</b>	304997	<b>17-1173</b>	305299	<b>15-1536</b>
303466	<b>17-0416</b>	304046	<b>13-0437</b>	304429	<b>17-0856</b>	304655	<b>17-0803</b>	305005	<b>15-1894</b>	305302	<b>15-1530</b>
303467	<b>17-0708</b>	304062	<b>13-0262</b>	304431	<b>17-1185</b>	304656	<b>17-0804</b>	305006	<b>13-0650</b>	305307	<b>15-1540</b>
303468	<b>17-0709</b>	304072	<b>13-0351</b>	304434	<b>17-1184</b>	304687	<b>17-1232</b>	305021	<b>16-1022</b>	305338	<b>17-1217</b>
303477	<b>13-0222</b>	304072	<b>13-0407</b>	304434	<b>17-1188</b>	304693	<b>15-1539</b>	305026	<b>17-1245</b>	305339	<b>17-1213</b>
303479	<b>13-0210</b>	304077	<b>13-0444</b>	304435	<b>17-1185</b>	304694	<b>13-0370</b>	305027	<b>17-1246</b>	305340	<b>17-1214</b>
303481	<b>15-1288</b>	304086	<b>13-0410</b>	304435	<b>17-1189</b>	304698	<b>13-0093</b>	305029	<b>17-1246</b>	305346	<b>15-1489</b>
303485	<b>13-0274</b>	304148	<b>13-0623</b>	304439	<b>17-1260</b>	304710	<b>17-0908</b>	305034	<b>17-1166</b>	305358	<b>15-1490</b>
303487	<b>15-1399</b>	304214	<b>17-1099</b>	304443	<b>17-0611</b>	304733	<b>17-0904</b>	305049	<b>17-0611</b>	305359	<b>13-0341</b>
303526	<b>15-1538</b>	304215	<b>17-1100</b>	304444	<b>17-0612</b>	304746	<b>17-0759</b>	305052	<b>17-1017</b>	305360	<b>15-1515</b>
303551	<b>15-1428</b>	304258	<b>17-1239</b>	304445	<b>17-0613</b>	304747	<b>17-1085</b>	305057	<b>17-1018</b>	305364	<b>15-1595</b>
303557	<b>15-1414</b>	304259	<b>17-1240</b>	304446	<b>17-0614</b>	304748	<b>17-0761</b>	305064	<b>17-0832</b>	305365	<b>13-0497</b>
303559	<b>13-0283</b>	304284	<b>17-1261</b>	304462	<b>17-0397</b>	304749	<b>17-0763</b>	305065	<b>17-0831</b>	305365	<b>13-0513</b>
303559	<b>13-0545</b>	304285	<b>17-1262</b>	304465	<b>17-0169</b>	304750	<b>17-0760</b>	305069	<b>17-1087</b>	305381	<b>13-0419</b>
303571	<b>17-0731</b>	304286	<b>15-1078</b>	304500	<b>17-1066</b>	304751	<b>17-1086</b>	305089	<b>13-0511</b>	305448	<b>15-1786</b>
303572	<b>17-0732</b>	304286	<b>17-1087</b>	304502	<b>17-1069</b>	304751	<b>17-1263</b>	305089	<b>13-0518</b>	305449	<b>17-1241</b>
303576	<b>17-1113</b>	304288	<b>17-1088</b>	304507	<b>17-0637</b>	304752	<b>17-0762</b>	305106	<b>17-1176</b>	305484	<b>17-1249</b>
303577	<b>17-1114</b>	304304	<b>15-1668</b>	304508	<b>17-0637</b>	304753	<b>17-0764</b>	305107	<b>17-1175</b>	305485	<b>17-1250</b>
303578	<b>17-1115</b>	304313	<b>16-1020</b>	304509	<b>17-0638</b>	304758	<b>17-0759</b>	305111	<b>17-1233</b>	305490	<b>15-1808</b>
303579	<b>17-1109</b>	304314	<b>14-0019</b>	304510	<b>17-0638</b>	304780	<b>17-1241</b>	305119	<b>15-1436</b>	305493	<b>13-0638</b>

Ad. OE	METELLI ref.	Ad. OE	METELLI ref.	Ad. OE	METELLI ref.	Ad. OE	METELLI ref.	Ad. OE	METELLI ref.	Ad. OE	METELLI ref.
<b>GKN LOEBRO</b>		20155	<b>17-1258</b>	21134	<b>17-0519</b>	22071	<b>17-0048</b>	22679	<b>17-1083</b>	23677	<b>16-1020</b>
		20181	<b>15-1118</b>	21136	<b>13-0203</b>	22082	<b>17-0034</b>	22684	<b>17-0200</b>	23678	<b>14-0019</b>
		20258	<b>16-1004</b>	21136	<b>13-0504</b>	22082	<b>17-1225</b>	22685	<b>17-0199</b>	23688	<b>13-0293</b>
		20266	<b>16-1004</b>	21142	<b>13-0093</b>	22083	<b>17-0034</b>	22763	<b>15-1267</b>	23689	<b>15-1467</b>
305520	<b>15-1787</b>	20336	<b>13-0154</b>	21142	<b>13-0191</b>	22084	<b>17-0033</b>	22782	<b>15-1021</b>	23691	<b>15-1463</b>
305522	<b>15-1803</b>	20337	<b>13-0154</b>	21153	<b>15-1440</b>	22084	<b>17-1224</b>	22795	<b>15-1021</b>	23692	<b>13-0320</b>
305533	<b>13-0569</b>	20338	<b>15-1241</b>	21167	<b>13-0439</b>	22085	<b>17-0029</b>	22804	<b>15-1267</b>	23693	<b>15-1435</b>
305584	<b>17-1149</b>	20339	<b>15-1241</b>	21196	<b>13-0009</b>	22086	<b>17-0030</b>	22824	<b>17-0604</b>	23694	<b>13-0299</b>
305585	<b>17-0834</b>	20340	<b>15-1189</b>	21245	<b>17-1159</b>	22087	<b>17-0033</b>	22825	<b>17-0603</b>	23695	<b>15-1436</b>
305586	<b>17-0835</b>	20430	<b>17-1092</b>	21246	<b>17-1160</b>	22088	<b>17-0033</b>	22842	<b>17-0231</b>	23702	<b>17-1145</b>
305587	<b>17-1137</b>	20463	<b>17-1093</b>	21247	<b>15-1226</b>	22111	<b>17-0415</b>	22843	<b>17-0232</b>	23739	<b>17-1234</b>
305588	<b>17-1137</b>	20606	<b>17-0004</b>	21248	<b>15-1227</b>	22112	<b>17-0416</b>	22846	<b>17-0235</b>	23741	<b>17-1231</b>
305588	<b>17-1138</b>	20607	<b>17-0005</b>	21258	<b>15-1003</b>	22114	<b>17-0416</b>	22847	<b>17-0236</b>	23842	<b>17-1071</b>
305594	<b>13-0568</b>	20664	<b>17-0079</b>	21299	<b>15-1538</b>	22115	<b>17-0708</b>	22856	<b>17-1124</b>	23850	<b>17-1070</b>
305623	<b>13-0382</b>	20671	<b>17-1106</b>	21370	<b>15-1024</b>	22116	<b>17-0709</b>	22857	<b>17-1125</b>	23931	<b>17-1251</b>
305637	<b>13-0474</b>	20672	<b>17-0079</b>	21406	<b>17-0276</b>	22122	<b>13-0505</b>	22879	<b>17-1120</b>	23984	<b>15-1506</b>
305710	<b>17-1151</b>	20673	<b>17-0519</b>	21407	<b>17-0275</b>	22203	<b>15-1374</b>	22929	<b>13-0437</b>	23985	<b>15-1504</b>
305712	<b>17-1150</b>	20676	<b>17-1108</b>	21427	<b>15-1051</b>	22204	<b>13-0257</b>	22930	<b>17-0752</b>	23986	<b>13-0349</b>
305716	<b>17-1152</b>	20698	<b>15-1223</b>	21428	<b>15-1056</b>	22204	<b>13-0271</b>	22931	<b>17-0751</b>	23987	<b>15-1505</b>
305783	<b>13-0480</b>	20817	<b>15-1081</b>	21432	<b>15-1029</b>	22209	<b>13-0287</b>	22932	<b>17-0752</b>	23988	<b>13-0312</b>
305787	<b>13-0589</b>	20833	<b>17-1255</b>	21433	<b>17-0273</b>	22209	<b>13-0406</b>	22933	<b>17-0751</b>	23988	<b>13-0350</b>
305818	<b>17-1264</b>	20834	<b>17-1256</b>	21434	<b>17-0274</b>	22213	<b>15-1387</b>	22988	<b>13-0262</b>	23988	<b>13-0463</b>
305819	<b>17-1265</b>	20835	<b>17-1255</b>	21449	<b>15-1417</b>	22214	<b>15-1493</b>	23005	<b>13-0207</b>	23990	<b>13-0463</b>
305820	<b>17-1266</b>	20930	<b>15-1368</b>	21451	<b>16-1008</b>	22251	<b>15-1493</b>	23005	<b>13-0348</b>	23992	<b>15-1451</b>
305821	<b>17-1267</b>	20940	<b>17-1122</b>	21456	<b>13-0285</b>	22252	<b>15-1396</b>	23024	<b>13-0351</b>	23993	<b>13-0222</b>
305858	<b>17-1195</b>	20942	<b>17-1122</b>	21522	<b>15-1428</b>	22260	<b>15-1434</b>	23024	<b>13-0407</b>	23997	<b>15-1613</b>
305862	<b>17-1136</b>	20943	<b>17-1123</b>	21524	<b>13-0553</b>	22264	<b>15-1434</b>	23024	<b>13-0601</b>	23999	<b>17-0765</b>
305870	<b>13-0445</b>	20988	<b>13-0167</b>	21534	<b>13-0222</b>	22265	<b>13-0298</b>	23037	<b>13-0444</b>	23999	<b>17-1174</b>
305872	<b>13-0361</b>	20991	<b>15-1209</b>	21536	<b>13-0210</b>	22268	<b>15-1407</b>	23040	<b>13-0207</b>	24000	<b>17-0766</b>
305899	<b>13-0475</b>	20992	<b>15-1210</b>	21538	<b>15-1288</b>	22269	<b>13-0281</b>	23103	<b>13-0028</b>	24000	<b>17-1183</b>
305910	<b>13-0647</b>	21012	<b>17-0207</b>	21542	<b>13-0274</b>	22290	<b>13-0011</b>	23129	<b>13-0588</b>	24052	<b>17-0765</b>
305929	<b>17-0790</b>	21013	<b>17-0208</b>	21544	<b>15-1399</b>	22290	<b>13-0012</b>	23132	<b>13-0410</b>	24053	<b>17-0766</b>
305930	<b>17-0791</b>	21014	<b>17-0207</b>	21587	<b>15-1414</b>	22291	<b>13-0012</b>	23213	<b>13-0623</b>	24056	<b>17-0769</b>
305967	<b>13-0437</b>	21015	<b>13-0208</b>	21589	<b>13-0283</b>	22293	<b>13-0297</b>	23279	<b>17-1099</b>	24057	<b>17-0770</b>
305967	<b>13-0585</b>	21016	<b>17-0358</b>	21589	<b>13-0545</b>	22338	<b>17-1235</b>	23280	<b>17-1100</b>	24058	<b>17-1177</b>
306006	<b>13-0544</b>	21018	<b>17-0747</b>	21699	<b>17-1111</b>	22339	<b>17-1236</b>	23352	<b>17-0132</b>	24059	<b>17-1178</b>
306009	<b>13-0591</b>	21019	<b>17-0748</b>	21700	<b>17-1112</b>	22405	<b>16-1004</b>	23353	<b>17-0133</b>	24071	<b>17-0721</b>
306012	<b>13-0354</b>	21020	<b>17-0358</b>	21700	<b>17-1201</b>	22456	<b>15-1021</b>	23451	<b>17-1146</b>	24072	<b>17-0722</b>
306036	<b>13-0356</b>	21021	<b>17-0211</b>	21730	<b>17-0731</b>	22461	<b>15-1021</b>	23541	<b>17-0003</b>	24081	<b>17-0855</b>
306043	<b>13-0631</b>	21037	<b>17-0380</b>	21731	<b>17-0732</b>	22462	<b>17-0121</b>	23542	<b>17-0121</b>	24082	<b>17-0856</b>
306102	<b>13-0648</b>	21040	<b>17-0382</b>	21799	<b>17-1147</b>	22463	<b>17-0003</b>	23544	<b>17-0123</b>	24084	<b>17-1185</b>
		21041	<b>17-0383</b>	21846	<b>13-0640</b>	22466	<b>17-0002</b>	23544	<b>17-0187</b>	24087	<b>17-1188</b>
		21042	<b>17-0385</b>	21865	<b>15-1530</b>	22467	<b>17-0003</b>	23547	<b>17-0124</b>	24088	<b>17-1189</b>
		21061	<b>17-0395</b>	21866	<b>13-0366</b>	22486	<b>16-1004</b>	23548	<b>15-1009</b>	24092	<b>17-1260</b>
		21063	<b>17-0397</b>	21866	<b>13-0434</b>	22494	<b>15-1009</b>	23564	<b>17-1096</b>	24096	<b>17-0611</b>
		21064	<b>17-0432</b>	21866	<b>13-0442</b>	22497	<b>16-1010B</b>	23607	<b>17-0250</b>	24097	<b>17-0612</b>
20140	<b>17-1101</b>	21066	<b>17-0397</b>	21964	<b>17-1113</b>	22498	<b>16-1010A</b>	23608	<b>17-1261</b>	24098	<b>17-0613</b>
20141	<b>17-1102</b>	21068	<b>17-1227</b>	21965	<b>17-1114</b>	22600	<b>15-1009</b>	23612	<b>17-1262</b>	24099	<b>17-0614</b>
20147	<b>17-1104</b>	21069	<b>17-0432</b>	21966	<b>17-1115</b>	22622	<b>17-0188</b>	23614	<b>15-1078</b>	24115	<b>17-0397</b>
20149	<b>17-1104</b>	21069	<b>17-1228</b>	21967	<b>17-1109</b>	22627	<b>15-1189</b>	23614	<b>17-1087</b>	24118	<b>17-0169</b>
20150	<b>17-1257</b>	21082	<b>15-1380</b>	21968	<b>17-1110</b>	22631	<b>16-1004</b>	23618	<b>17-1088</b>	24153	<b>17-1066</b>
20151	<b>17-1258</b>	21130	<b>17-0079</b>	22000	<b>17-1094</b>	22669	<b>15-1021</b>	23619	<b>17-0249</b>	24155	<b>17-1069</b>
20154	<b>17-1257</b>	21133	<b>17-1106</b>	22070	<b>17-0049</b>	22678	<b>17-1084</b>	23667	<b>15-1668</b>	24160	<b>17-0637</b>

SPIDAN		24475	17-0761	24792	17-0832	25267	15-1808	26060	13-0171
		24477	17-0760	24793	17-0831	25270	13-0638	26062	14-0005
		24478	17-1086	24830	13-0491	25297	15-1787	26085	14-0010
24161	17-0637	24478	17-1263	24830	13-0511	25298	15-1844	26203	13-0091
24162	17-0638	24479	17-0762	24830	13-0518	25299	15-1803	26214	13-0152
24163	17-0638	24480	17-0764	24847	17-1176	25302	13-0613	26214	13-0319
24184	17-0543	24485	17-0759	24848	17-1175	25310	13-0569	26252	13-0048
24190	17-0838	24507	17-1241	24852	17-1233	25361	17-1149	26273	13-0261
24191	17-0839	24508	17-1242	24860	15-1436	25362	17-0834	26274	13-0369
24194	17-0951	24518	17-1206	24861	13-0301	25363	17-0835	26294	13-0253
24195	17-0952	24519	17-1207	24872	17-0964	25364	17-1137		
24230	14-0028	24537	13-0356	24873	17-0965	25365	17-1138		
24231	13-0437	24539	13-0093	24876	17-1243	25400	13-0382		
24236	16-1033	24544	13-0419	24877	17-1244	25405	13-0457		
24237	15-1659	24544	13-0483	24880	17-1248	25414	13-0474		
24248	17-1131	24550	15-1544	24881	17-1247	25485	17-1151		
24248	17-1132	24551	13-0540	24890	13-0585	25486	17-1152		
24260	17-1134	24558	15-1590	24892	13-0257	25487	17-1151		
24261	17-1133	24559	15-1590	24892	13-0271	25489	17-1150		
24268	17-1208	24563	13-0391	24893	15-1687	25493	17-1152		
24269	17-1209	24584	17-1240	24894	13-0460	25565	13-0590		
24270	17-1210	24589	17-1237	24894	13-0482	25590	13-0480		
24271	17-1211	24590	15-1690	24912	15-1267	25594	13-0589		
24272	17-1218	24591	13-0548	24927	15-1777	25624	17-1264		
24273	17-1219	24600	17-1190	24928	13-0385	25625	17-1265		
24274	17-1215	24611	13-0346	24935	15-1724	25626	17-1266		
24275	17-1216	24611	13-0652	24936	13-0523	25627	17-1267		
24280	15-1437	24615	13-0471	24949	15-1592	25640	15-1783		
24281	13-0010	24617	13-0562	24959	17-1192	25646	13-0627		
24282	15-1726	24630	13-0091	24960	17-1191	25664	17-1195		
24283	13-0489	24643	15-1781	24961	17-1184	25665	15-1504		
24283	13-0527	24644	13-0581	24973	17-1187	25668	17-1136		
24284	15-1718	24662	14-0020	24974	17-1186	25676	13-0445		
24285	15-1717	24666	13-0611	24983	17-1196	25678	13-0361		
24286	13-0488	24666	13-0612	24986	15-1780	25705	13-0475		
24295	15-1592	24668	15-1585	24987	13-0554	25716	13-0647		
24296	13-0392	24668	17-1213	24988	15-1656	25735	17-0790		
24297	15-1593	24670	17-1212	25013	17-1238	25736	17-0791		
24298	13-0393	24683	15-1688	25035	17-1079	25773	13-0437		
24304	17-1097	24684	13-0461	25047	13-0348	25773	13-0585		
24305	17-1098	24685	15-1697	25048	13-0494	25812	13-0544		
24324	17-1239	24687	15-1688	25048	13-0595	25815	13-0591		
24325	17-1240	24691	15-1689	25115	17-1217	25818	13-0354		
24326	15-1786	24692	13-0462	25116	17-1213	25842	13-0356		
24339	13-0530	24693	15-1449	25117	17-1214	25874	15-1652		
24341	15-1457	24721	17-1245	25123	15-1489	25899	13-0552		
24342	13-0316	24722	17-1246	25136	13-0341	25901	13-0560		
24343	17-0803	24724	17-1173	25141	15-1595	25902	13-0559		
24344	17-0804	24732	13-0605	25142	13-0497	25908	13-0648		
24375	17-1232	24733	15-1894	25142	13-0513	26005	13-0005		
24381	15-1539	24734	13-0650	25144	13-0563	26005	13-0048		
24382	13-0370	24749	16-1022	25147	13-0584	26027	13-0008		
24386	13-0093	24755	17-1246	25158	13-0419	26037	13-0152		
24398	17-0908	24762	17-1166	25225	15-1786	26039	13-0011		
24473	17-0759	24777	17-0611	25261	17-1249	26042	13-0023		
24474	17-1085	24780	17-1017	25262	17-1250	26052	13-0003		
		24785	17-1018	25266	13-0619	26057	13-0071		



\* =OE Semiassa/ Driveshaft/ Trasmissione/ Achswelle/ Semieje  
# =OE Giunto senza KIT/ CVJ w/o KIT/ Joint sans Kit/ Gelenk Ohne Satz/ Junta sin Kit

<b>METELLI</b> ref.	<b>MARCA</b> <b>MAKE</b>	<b>ADATTABILE A OES</b> <b>ADAPTABLE FOR OES</b>	<b>ADATTABILE A</b> <b>ADAPTABLE FOR</b> <b>GKN/LÖBRO</b>	<b>ADATTABILE A</b> <b>ADAPTABLE FOR</b> <b>SPIDAN</b>	<b>PAGINA</b> <b>PAGE</b>
<b>13-0003</b>	FIAT / LANCIA / SEAT	82443745 / 82463084	300324	26052	33
<b>13-0005</b>	SEAT / SEAT LCV / VOLKSWAGEN / VOLKSWAGEN LCV	191 498 203C	300355	26005	119, 129-130
<b>13-0008</b>	OPEL / OPEL LCV / PONTIAC	1603203 / 374190	300354	26027	82
<b>13-0009</b>	OPEL / OPEL LCV	1603188 / 374212	303359	21196	82
<b>13-0010</b>	OPEL / OPEL LCV	1603231	304597	24281	75-76
<b>13-0011</b>	CHEVROLET USA / GMB / HOLDEN / OPEL / OPEL LCV	1603204 / 374050	300404 / 303950	22290 / 26039	82
<b>13-0012</b>	OPEL / OPEL LCV	1603197 / 1603204	303950 / 303951	22290 / 22291	80
<b>13-0023</b>	FORD AUSTRALIA / MAZDA / MERCURY	F003-22-530 / F003-22-530A / F003-22-530B	300364	26042	59
<b>13-0028</b>	OPEL / OPEL LCV	374094 / 7839612	302689	23103	82
<b>13-0048</b>	AUDI / SEAT / VOLKSWAGEN / VOLKSWAGEN LCV	191 498 203 / 191 498 203C / 1H0 498 203 / 321 498 203A	300355 / 300382	26005 / 26252	119-120, 130
<b>13-0054</b>	CITROËN / CITROËN LCV / PEUGEOT / PEUGEOT LCV	3293.31			21
<b>13-0055</b>	DODGE / HYUNDAI / MITSUBISHI	49509-29A00 / MB297689			48
<b>13-0069</b>	CHEVROLET USA / GEO / TOYOTA	-			46
<b>13-0071</b>	LADA	2108-2215030	300374	26057	57
<b>13-0091</b>	FIAT / FIAT LCV / LANCIA	7682886	300327 / 300329 / 304901	24630 / 26203	37
<b>13-0093</b>	ALFA ROMEO / FIAT / FIAT LCV / JEEP / LANCIA / OPEL / OPEL LCV	46307733 / 46308678 / 60816984 / 71771450	303263 / 304698 / 304812	21142 / 24386 / 24539	29-30, 34, 52, 57, 76, 82-83
<b>13-0152</b>	AUDI / SEAT / SKODA / VOLKSWAGEN / VOLKSWAGEN LCV	1H0 498 203 / 1H0 498 203A	300402 / 300426	26037 / 26214	120-122, 130-131
<b>13-0154</b>	AUDI / SEAT / SKODA / VOLKSWAGEN	1J0 498 203	302959 / 302960	20336 / 20337	121
<b>13-0167</b>	ALFA ROMEO / FIAT / FIAT LCV / LANCIA	46307067	303100	20988	37
<b>13-0171</b>	LADA	2121-2215030 / 2121-2215030-01	300407	26060	57
<b>13-0191</b>	FIAT / FIAT LCV / LANCIA	46307733	303263	21142	34
<b>13-0196</b>	AUDI / SKODA / VOLKSWAGEN	441 498 203A			7, 122
<b>13-0203</b>	CITROËN / CITROËN LCV / PEUGEOT / PEUGEOT LCV	3293.03	302258	21136	90-91
<b>13-0207</b>	RENAULT	60 01 547 699 / 77 01 465 489 / 77 01 466 122	300410 / 302575	23005 / 23040	94
<b>13-0210</b>	ROVER	GDG153 / GSV1013 / TDR000140 / TDR000190 / ZUA000910	303479	21536	104
<b>13-0221</b>	OPEL / OPEL LCV	-			82
<b>13-0222</b>	OPEL / OPEL LCV	1603012	303477 / 304392	21534 / 23993	75-76
<b>13-0247</b>	CHRYSLER / CHRYSLER USA / DODGE / DODGE TRUCK / PLYMOUTH	-			14
<b>13-0253</b>	VOLVO	271827	300439	26294	104
<b>13-0257</b>	FIAT / FIAT LCV	46307575	303915 / 305151	22204 / 24892	33
<b>13-0261</b>	SUZUKI	44133-60A10	300394	26273	112
<b>13-0262</b>	SUZUKI	44118-67D01	304062	22988	112
<b>13-0271</b>	FIAT / FIAT LCV / FORD EUROPE	1543836 / 46307575	305151 / 303915	22204 / 24892	36, 38
<b>13-0274</b>	HONDA / ROVER	GDG157 / TDR100760	303485	21542	104
<b>13-0281</b>	CITROËN / CITROËN LCV	3293.A3	303929	22269	16



13-0283	AUDI / SEAT / SKODA / SKODA LCV / VOLKSWAGEN / VOLKSWAGEN LCV	6Q0 498 203A	303559	21589	105, 107-110, 125-126
13-0285	FORD EUROPE	1447561 / 4106350	303744	21456	44
13-0287	ALFA ROMEO / CITROËN LCV / FIAT / FIAT LCV / LANCIA / PEUGEOT LCV	1607741780 / 46307716 / 71771167	303917	22209	28, 35-37
13-0293	AUDI / SEAT / SKODA / VOLKSWAGEN / VOLKSWAGEN LCV	1K0 498 203 / 1K0 498 203B	304326	23688	121, 131
13-0297	FORD EUROPE	1148221	303953	22293	43
13-0298	MERCEDES BENZ	168 360 03 68 / 168 366 05 91	303883	22265	62
13-0299	AUDI / SEAT	8E0 498 203	304332	23694	7
13-0301	AUDI	8E0 498 203A / 8E0 498 203D	305120	24861	6
13-0312	OPEL / OPEL LCV	1603259 / 1603277 / 1604000 / 93182542	304387	23988	79
13-0316	FIAT / FIAT LCV / FORD EUROPE	1543834 / 46308003	304654	24342	28
13-0319	AUDI / SEAT / SKODA / VOLKSWAGEN / VOLKSWAGEN LCV	1H0 498 203A	300426	26214	5, 106, 109-110, 116-119, 124
13-0320	AUDI / SEAT / SKODA / VOLKSWAGEN / VOLKSWAGEN LCV	1K0 498 203A	304330	23692	4, 109, 116-117, 122, 124, 129
13-0340	FORD LCV	4371803			46
13-0341	FORD LCV	4371803	305359	25136	46
13-0344	CITROËN / PEUGEOT	-			17
13-0346	DACIA / DACIA LCV / RENAULT / RENAULT LCV	60 01 550 547 / 77 01 209 242	304882	24611	24-25, 99
13-0348	DACIA / RENAULT / RENAULT LCV	60 01 547 699 / 77 01 209 239	305284	23005 / 25047	24-25, 96, 99, 101
13-0349	OPEL / OPEL LCV	1603276	304385	23986	74
13-0350	OPEL / OPEL LCV	1603277	304387	23988	74, 80
13-0351	OPEL / OPEL LCV / SAAB	1603232 / 1603278	304072	23024	74-75, 78-79, 81-82, 104
13-0354	MINI / SMART	3815A012 / 4543301701	306012	25818	70
13-0356	NISSAN	39241-BU125 / C9241-BU100	306036 / 304810	24537 / 25842	70
13-0361	RENAULT	77 01 209 252	305872	25678	101
13-0363	RENAULT	77 01 209 246			98
13-0364	RENAULT	77 01 209 354			96, 101
13-0366	CHEVROLET / DAEWOO	96391553	303901	21866	12
13-0369	VOLVO	31256231	302322	26274	132
13-0370	TOYOTA	04438-02081	304694	24382	113
13-0382	CITROËN / LANCIA / PEUGEOT / PEUGEOT LCV	3293.A5 / 3293.C1 / 46308326	305623	25400	85-87, 92
13-0385	FORD EUROPE	1420590	305177	24928	41
13-0390	RENAULT	77 01 209 242 / 77 01 209 354			96, 101-103
13-0391	MERCEDES BENZ	169 360 03 68 / 169 360 06 68 / 169 366 01 91	304836	24563	62-64
13-0392	FIAT / FIAT LCV / OPEL / OPEL LCV	1603406 / 46308326 / 93190188	304612	24296	31-32, 35-37, 58, 73, 78, 83
13-0393	ALFA ROMEO / FIAT / FIAT LCV / OPEL	1603412 / 46308338 / 93190194	304614	24298	3, 30, 32, 37, 73
13-0397	ABARTH / ALFA ROMEO / FIAT	71745014			3, 31
13-0399	MERCEDES BENZ / MERCEDES BENZ LCV	639 350 00 37			67-68
13-0403	KIA	49593-07200			54

METELLI ref.	MARCA MAKE	ADATTABILE A OES ADAPTABLE FOR OES	ADATTABILE A ADAPTABLE FOR GKN/LÖBRO	ADATTABILE A ADAPTABLE FOR SPIDAN	PAGINA PAGE
13-0406	FIAT / FIAT LCV	46307716 / 46308694	303917	22209	38
13-0407	OPEL / OPEL LCV	1603278	304072	23024	74
13-0410	MITSUBISHI	MR336589	304086	23132	70
13-0419	CITROËN / CITROËN LCV / FIAT LCV / PEUGEOT / PEUGEOT LCV	3293.C7 / 9467577780 / 9467577788	304817 / 305381	24544 / 25158	19, 22, 88, 90-91
13-0420	ALFA ROMEO / CITROËN LCV / FIAT / FIAT LCV / PEUGEOT LCV	3293.F1 / 46307575 / 46308672			3, 32, 36
13-0429	CITROËN / PEUGEOT	3293.20 / 3293.C2			86-87
13-0434	CHEVROLET / DAEWOO	96391553	303901	21866	26
13-0437	AUDI / PORSCHE / VOLKSWAGEN	7L0 498 203	305967 / 304046 / 304551	22929 / 24231 / 25773	9, 93
13-0439	KIA	0K2KB-22-530	303296	21167	53-54
13-0440	MINI	31 60 6 779 991 / 31 60 7 591 694			68-69
13-0442	CHEVROLET / OPEL	4804593 / 96391553	303901	21866	73
13-0444	FORD LCV / MAZDA	1539190 / C202-22-530	304077	23037	41
13-0445	RENAULT / RENAULT LCV	77 01 209 241	305870	25676	94, 102
13-0454	HONDA	44018-SEF-E00 / 44018-SEF-E01			48
13-0457	LAND ROVER	TDR000110 / TDR000120		25405	58-59
13-0460	ABARTH / ALFA ROMEO / FIAT / FIAT LCV / LANCIA / OPEL / OPEL LCV	46308465 / 46308733 / 71771163	305153	24894	1, 3, 28-30, 33, 36-37, 57, 76, 82-83
13-0461	AUDI	8K0 407 285A / 8K0 498 203	304955	24684	7-8
13-0462	AUDI	4F0 407 285 / 8K0 498 203A	304963	24692	7
13-0463	OPEL	1603259 / 1603277 / 93180022 / 93182542	304387 / 304389	23988 / 23990	78
13-0471	NISSAN / RENAULT	39 24 100 01R / C9241-JA11A	304886	24615	72
13-0474	LAND ROVER	TDR500110	305637	25414	59
13-0475	CITROËN	3293.G6	305899	25705	17
13-0476	CHEVROLET	13318003			14
13-0477	MINI	31 60 6 779 991 / 31 60 7 591 694 / 31 60 9 806 560			68-69
13-0480	AUDI / SEAT / SKODA / VOLKSWAGEN / VOLKSWAGEN LCV	5M0 498 203	305783	25590	5, 106, 109, 116-119
13-0482	ALFA ROMEO	46308675 / 71771157	305153	24894	2-3
13-0483	CITROËN / DS / PEUGEOT	3293.C7	304817	24544	27, 89-90
13-0488	CITROËN LCV / FIAT LCV / PEUGEOT LCV	1607740880 / 3293.E1 / 46308383 / 46308480 / 71771153	304602	24286	22, 34-35, 92
13-0489	CITROËN LCV / FIAT LCV / PEUGEOT LCV	1607741080 / 3293.E3 / 46308305 / 46308481 / 71771154	304599	24283	22, 34-35, 92
13-0491	PEUGEOT	3293.19 / 3293.A5		24830	86-87
13-0494	DACIA / RENAULT	77 01 209 830	305285	25048	23, 95
13-0495	DACIA / DACIA LCV / RENAULT	39 24 133 36R / 77 01 209 924			23-26, 100
13-0496	RENAULT	77 01 209 246			97-98
13-0497	ALFA ROMEO / FIAT / LANCIA / OPEL / OPEL LCV	46308680 / 71771158	305365	25142	3, 76, 83
13-0498	HYUNDAI / KIA	49509-2EA10 / 49609-2BA10			51-52, 55



13-0499	FORD EUROPE / VOLVO	1446300 / 1481335 / 30751820			43-45, 133-134, 136
13-0504	CITROËN / CITROËN LCV / DS / PEUGEOT / PEUGEOT LCV	3293.00 / 3293.03	303258	21136	27, 83
13-0505	CITROËN / CITROËN LCV	3293.35	303998	22122	16
13-0511	CITROËN / CITROËN LCV / DS / PEUGEOT / PEUGEOT LCV	3293.31	305089	24830	16-17, 19, 21, 27, 83, 87-90, 93
13-0512	OPEL / OPEL LCV / RENAULT	4410860 / 77 01 209 248			83, 98
13-0513	ALFA ROMEO	46308680	305365	25142	1
13-0514	OPEL / SAAB	12793854 / 93186951			104
13-0518	CITROËN / DS / PEUGEOT	3293.31	305089	24830	19, 27
13-0523	OPEL / SUZUKI	44118-51K00 / 4710952	305185	24936	73, 112
13-0524	VOLVO	31256018			133
13-0527	CITROËN LCV / FIAT LCV / PEUGEOT LCV	1607740980 / 3293.E2 / 46308305 / 46308481 / 71771154	304599	24283	22, 34-35, 92
13-0530	TOYOTA	04438-42081	304651	24339	114
13-0539	VOLVO	31272781 / 31272782 / 31325177			132-133
13-0540	TOYOTA	04428-05200 / 04428-05250 / 04438-02091	304824	24551	113
13-0543•	CHRYSLER / FIAT / FIAT LCV / LANCIA / OPEL / OPEL LCV	46308672			15, 27-28, 31, 36, 58, 76, 82
13-0544•	CHRYSLER / FIAT / FIAT LCV / LANCIA / OPEL	1603432 / 46308669	306006	25812	15, 31, 36, 72-73, 77
13-0545•	SEAT / SKODA / VOLKSWAGEN	6Q0 498 203	303559	21589	105, 107-110, 124-125
13-0547•	CITROËN LCV / FIAT LCV / PEUGEOT LCV	3293.33 / 9403293338			22, 38, 92
13-0548•	OPEL	1603367	304864	24591	79
13-0549•	AIXAM	-			1
13-0551•	CHEVROLET	13318002			13
13-0552•	FORD EUROPE	1692071		25899	38-39, 42
13-0553•	AUDI / SEAT / SKODA / VOLKSWAGEN	1K0 498 203A	304330	21524	4, 105, 108, 125-126
13-0554•	CHEVROLET	96489855	305236	24987	14
13-0559•	FORD EUROPE	1692087		25902	39, 42
13-0560•	FORD EUROPE / FORD LCV	1692085		25901	39, 42, 45-46
13-0561•	HONDA	44018-S1A-E52			46
13-0562•	NISSAN	C9241-JD02B	304888	24617	72
13-0563•	ALFA ROMEO	46308277		25144	1
13-0566•	CITROËN / FIAT / LANCIA / PEUGEOT	3293.C7			18-19, 33, 58, 91
13-0567•	KIA	-			55
13-0568•	FORD EUROPE	1539193	305594		40-41
13-0569•	FORD EUROPE	-	305533	25310	43
13-0570•	KIA	-			55
13-0571•	OPEL / SUZUKI	44118-68L01 / 44118-68L31			73, 112
13-0572•	NISSAN	C9241-1HC3A			71
13-0573•	HYUNDAI	-			49

METELLI ref.	MARCA MAKE	ADATTABILE A OES ADAPTABLE FOR OES	ADATTABILE A ADAPTABLE FOR GKN/LÖBRO	ADATTABILE A ADAPTABLE FOR SPIDAN	PAGINA PAGE
13-0574•	HONDA	44018-SWY-000 / 44018-SWY-010 / 44018-TL1-E50 / 44018-TL1-E51			47-48
13-0575•	HONDA	44018-TF6-N11 / 44018-TF6-N12 / 44018-TF6-N13			48
13-0576•	HONDA	44018-SWE-T00 / 44018-SWE-T01 / 44018-TA0-A50 / 44018-TA0-A51			47
13-0577•	HYUNDAI / KIA	-			49-51, 53-54, 56
13-0578•	HYUNDAI / KIA	49595-A64A5			50-51, 53-56
13-0579•	HYUNDAI	-			52
13-0580•	FORD EUROPE	1710249 / 1797221			39, 42-43
13-0581•	SUZUKI	44118-51K80	304915	24644	112
13-0582•	HYUNDAI	-			48-49
13-0583•	FIAT / LANCIA	9403293338			33, 58
13-0584•	RENAULT	77 01 209 930		25147	100-102
13-0585•	AUDI / SEAT / SKODA / VOLKSWAGEN / VOLKSWAGEN LCV	4E0 407 285 / 7H0 498 203	305967 / 303994	24890 / 25773	5-10, 106, 109-110, 115, 117-119, 123-124, 126-127, 129
13-0586•	FIAT	-			30
13-0587•	CHEVROLET	13318002			13
13-0588•	RENAULT	77 01 467 125	302936	23129	97
13-0589•	RENAULT LCV	39 24 178 48R / 77 01 210 063	305787	25594	103-104
13-0590•	SEAT / SKODA / VOLKSWAGEN	1S0 498 203		25565	107-108, 128-129
13-0591•	FORD LCV	1514345	306009	25815	45-46
13-0592•	HYUNDAI	-			50
13-0593•	CHRYSLER	4641181			15
13-0594•	MERCEDES BENZ	-			65-67
13-0595•	RENAULT	77 01 209 830	305285	25048	98
13-0596•	CHEVROLET	13318003			13-14
13-0597•	VOLVO	31325675			135
13-0598•	VOLVO	31256231			134
13-0599•	TOYOTA	-			113
13-0600•	MERCEDES BENZ / MERCEDES BENZ LCV	639 330 05 85			67-68
13-0601•	OPEL	1603436		23024	75, 81
13-0602•	HYUNDAI	-			49
13-0603•	TOYOTA	04428-05230			112-114
13-0604•	MAZDA	FG02-22-530			59
13-0605•	HYUNDAI	-		24732	49
13-0606•	CHEVROLET	95228778			12-13
13-0607•	DACIA	39 24 140 83R			24-25
13-0608•	SUBARU	28396-AG011			111

13-0609•	MAZDA	GDB5 22 530			60
13-0610•	RENAULT	77 01 209 251			93, 95-96, 100-102
13-0611•	RENAULT / RENAULT LCV	77 01 209 251		24666	97-98, 103
13-0612•	RENAULT	-		24666	95
13-0613•	RENAULT	77 01 209 466		25302	98
13-0614•	CHEVROLET	95228740 / 95228794			13
13-0615•	MAZDA	GDB1-22-530			60
13-0616•	KIA	49594-3E000			55
13-0617•	FORD EUROPE	-			44
13-0618•	MERCEDES BENZ	242 330 13 00			60-65
13-0619•	CHEVROLET	94564018		25266	14
13-0620•	NISSAN	C9241-BM500			70
13-0621•	KIA	49594-1F200			55
13-0622•	TOYOTA	04427-0D310			114
13-0623•	MAZDA	GD38-22-530B	304148	23213	60
13-0624•	NISSAN	39241-4A01B			71
13-0626•	MAZDA	-			60
13-0627•	RENAULT	-		25646	100
13-0628•	DODGE / JEEP	-			26-27, 52
13-0629•	FIAT	71750896			32
13-0630•	VOLKSWAGEN LCV	7L0 498 203			129
13-0631•	NISSAN	C9B41-AV315	306043		70
13-0632•	KIA	49594-07000			54
13-0633•	FORD EUROPE	1790570			38, 41
13-0634•	TOYOTA	-			114
13-0635•	FORD EUROPE	1805434			38, 42
13-0636•	MERCEDES BENZ	-			63-64
13-0637•	OPEL	-			80-81
13-0638•	PEUGEOT	3293.A5	305493	25270	84-85
13-0640•	TOYOTA	04427-52381	303897	21846	114
13-0641•	TOYOTA	04427-0D030			114
13-0642•	HYUNDAI / KIA	49594-2Y100			51, 56
13-0643•	HYUNDAI / KIA	-			51, 55-56
13-0647•	VOLVO	30759413	305910	25716	133-138
13-0648•	BMW	31 60 7 545 108	306102	25908	11-12
13-0649•	MAZDA	-			59
13-0650•	KIA	49593-1H212	305006	24734	53-54
13-0651•	MINI	31 60 9 806 559			69
13-0652•	DACIA / DACIA LCV	77 01 209 239	304882	24611	24-26
14-0005	AUDI / SEAT / VOLKSWAGEN / VOLKSWAGEN LCV	191 498 201D	300468	26062	119, 129-130
14-0010	OPEL / OPEL LCV	374018	300459	26085	82

METELLI ref.	MARCA MAKE	ADATTABILE A OES ADAPTABLE FOR OES	ADATTABILE A ADAPTABLE FOR GKN/LÖBRO	ADATTABILE A ADAPTABLE FOR SPIDAN	PAGINA PAGE
14-0019	ALFA ROMEO / FIAT / FIAT LCV / LANCIA	4315445 / 46307029 / 60811035 / 60811991 / 7771580	304314	23678	37
14-0020	AUDI / SEAT / SKODA / VOLKSWAGEN	1K0 498 201B	304933	24662	121
14-0028*	AUDI / VOLKSWAGEN	7L0 498 201A	304550	24230	8-9, 127-128
14-0029*	AIXAM	-			1
14-0030*	FIAT	-			31
15-1003	FIAT / LANCIA / SEAT	4393155# / 4393157# / 737319# / 7698632# / 7703689# / 82448780#	300883# / 301974	21258	33
15-1009	SEAT / VOLKSWAGEN / VOLKSWAGEN LCV	191 407 311B# / 191 407 311C# / 191 407 311F# / 191 407 311J# / 191 407 311L# / 191 498 099A / 191 498 099B / 1H0 407 311D# / 1H0 498 099 / 357 407 311# / 357 498 099 / 357 498 099D	301948 / 300849# / 302175 / 302177 / 301070# / 301947 / 301072#	22494 / 22600 / 23548	119-120, 130
15-1021	SEAT / SEAT LCV / VOLKSWAGEN / VOLKSWAGEN LCV	171 407 311F# / 171 407 311K# / 171 498 099A / 171 498 099C / 191 407 311# / 191 407 311H# / 191 498 099 / 191 498 099F / 1H0 407 311C#	301021# / 302125 / 302123 / 302118 / 302116 / 301023# / 301019# / 302114	22456 / 22461 / 22669 / 22782 / 22795	119, 129-130
15-1024	FORD AUSTRALIA / MAZDA / MERCURY	F001-25-400* / F001-25-400A* / F001-25-400B* / F001-25-600A* / F001-25-600B* / F003-25-400A* / F003-25-400B* / F003-25-600A* / F003-25-600B* / F005-25-400A* / F005-25-400B* / F005-25-400C* / F005-25-600A* / F005-25-600B* / F005-25-600C* / F007-25-600A	301016# / 302111	21370	59
15-1029	OPEL / OPEL LCV	07837456* / 07837457* / 07839615* / 374077* / 374078* / 374092	302067	21432	82
15-1051	OPEL / OPEL LCV	374176 / 90334948	302169 / 301065#	21427	82
15-1056	OPEL / OPEL LCV	374175 / 90334947	300978# / 302069	21428	82
15-1063	CITROËN / CITROËN LCV / PEUGEOT / PEUGEOT LCV	3272.00* / 3272.20* / 3273.55* / 3273.64* / 3273.65* / 3273.66* / 3273.67* / 3273.69* / 3273.89* / 95598210*			71-72
15-1078	CHEVROLET USA / GEO / TOYOTA	7849841	302758# / 304286	23614	70-71
15-1081	LADA	2108-2215010 / 2108-2215011 / 2108-2215012 / 2110-2215012	302040 / 300952#	20817	70-71
15-1118	OPEL / OPEL LCV	374213 / 374263 / 90345303 / 90498406	302815# / 302861	20181	76
15-1189	AUDI / SEAT / SKODA / VOLKSWAGEN / VOLKSWAGEN LCV	1H0 407 311# / 1H0 498 099A / 1J0 407 311C# / 1J0 407 311D# / 1J0 498 099B / 357 498 099E / 357 498 099EV / 357 498 099EX	300905# / 302024 / 302942# / 302963	20340 / 22627	74, 80
15-1209	FIAT / FIAT LCV / LANCIA	46307082 / 46307082#	303103# / 303111	20991	74, 80
15-1210	ALFA ROMEO / FIAT / FIAT LCV / LANCIA	46307083 / 46307083#	303104# / 303112	20992	79
15-1223	LADA	2121-2215012	301030# / 302130	20698	79
15-1226	FIAT / FIAT LCV / LANCIA	46307094 / 46307094#	302452 / 302587#	21247	73
15-1227	FIAT / FIAT LCV / LANCIA	46307107 / 46307107# / 46307108 / 46307108#	302453 / 302588#	21248	73
15-1241	AUDI / SEAT / SKODA / VOLKSWAGEN	1J0 498 099 / 1J0 498 099A	302962 / 302941# / 302961	20338 / 20339	73
15-1267	AUDI / SKODA / VOLKSWAGEN	4D0 498 099 / 4D0 598 099 / 8D0 407 305J#	301961 / 301962 / 300856#	22763 / 22804 / 24912	73
15-1285	RENAULT	77 01 469 363*			76
15-1288	ROVER	GCV1119# / TFB000110#	303481	21538	74, 80
15-1289	OPEL / OPEL LCV	374003 / 374003* / 90538595			74, 80
15-1299	ROVER	GCV1118#			79
15-1307	OPEL / OPEL LCV	-			79
15-1356	CHRYSLER / CHRYSLER USA / DODGE / DODGE TRUCK / PLYMOUTH	Velcon: 326300			74, 80

15-1368	VOLVO	8601102* / 8601103* / 9122919* / 9122920*	301078# / 302192	20930	74, 80
15-1370	HYUNDAI	49507-29A00* / 49508-29A00*			79-80
15-1374	FIAT / FIAT LCV	46307572 / 46307572# / 46307913 / 46307913# / 46308205 / 46308205#	303914	22203	74, 80
15-1380	SUZUKI	44101-60A10* / 44101-60A20* / 44102-60A10* / 44102-60A20*	300871# / 301970	21082	74, 80
15-1387	FIAT / FIAT LCV / LANCIA	46307914 / 46307914#	303607	22213	80
15-1396	FIAT / FIAT LCV / FORD EUROPE	1546264* / 46307886# / 46308735 / 71771182	303921	22252	80
15-1399	HONDA / ROVER	44305-S74-E51* / GCV1123# / TFB000070#	303487	21544	80
15-1407	CITROËN / CITROËN LCV	3272.EN* / 3272.ES*	303928	22268	80
15-1408	ROVER	GCV1122# / TFB000060#			84
15-1414	AUDI / SEAT / SKODA / SKODA LCV / VOLKSWAGEN / VOLKSWAGEN LCV	6Q0 498 099E	303557	21587	84
15-1417	FORD EUROPE	1326261* / 4106372* / 4106377*	303743	21449	84
15-1428	AUDI / SEAT / SKODA / VOLKSWAGEN / VOLKSWAGEN LCV	1J0 498 099E	303551	21522	84
15-1432	FORD EUROPE	1148219*			89-90
15-1434	MERCEDES BENZ	168 370 15 72*	303878 / 303882	22260 / 22264	89-90
15-1435	AUDI / SEAT	8E0 407 305A# / 8E0 407 305D# / 8E0 498 099 / 8E0 498 099D	304331	23693	89-90
15-1436	AUDI	4D0 407 305B# / 8E0 498 099A / 8E0 498 099G	305119 / 304333	23695 / 24860	84
15-1437	OPEL / OPEL LCV	374377	304596	24280	84
15-1440	ALFA ROMEO / LANCIA	46307742 / 46307924 / 46307924# / 60802000	303195# / 303274	21153	88
15-1449	ALFA ROMEO / CITROËN LCV / FIAT / FIAT LCV / LANCIA / PEUGEOT LCV	3272.ZP* / 46308067# / 46308518 / 46308518# / 46308524* / 46308869 / 51783824 / 51783824* / 51787180 / 51787180* / 51808107* / 71771183	304964	24693	88
15-1451	OPEL / OPEL LCV	374403	304391	23992	84-85
15-1457	FIAT / FIAT LCV / FORD EUROPE	1546263* / 46308000 / 46308000#	304653	24341	84-85
15-1463	AUDI / SEAT / SKODA / VOLKSWAGEN / VOLKSWAGEN LCV	1K0 407 311J# / 1K0 498 099B / 1KM 498 099 / 1KM 498 099B / 8J0 498 099	304329	23691	85
15-1467	AUDI / SEAT / SKODA / VOLKSWAGEN / VOLKSWAGEN LCV	1K0 407 311H# / 1K0 407 311L# / 1K0 498 099 / 1K0 498 099C / 1K0 498 099E	304327	23689	85
15-1469	CITROËN / PEUGEOT	3272.GE* / 3272.GG* / 3272.YF* / 3272.YP* / 3273.EG* / 3273.VY* / 3273.YY* / 9801611980* / 9801618880*			21
15-1489	FORD LCV	4512587*	305346	25123	46
15-1490	FORD LCV	1501263* / 4512586* / 4512588*	305358		57
15-1493	FIAT / FIAT LCV	46307710 / 46307710# / 46307877# / 46308873	303918 / 303920	22214 / 22251	82
15-1498	CITROËN / PEUGEOT	3272.HR* / 3272.HW* / 3273.HH* / 3273.HN*			120-122, 130-131
15-1501	DACIA / DACIA LCV / RENAULT / RENAULT LCV	39 10 001 53R* / 39 10 063 31R* / 39 10 154 51R* / 39 10 189 83R* / 60 01 548 720* / 82 00 261 838* / 82 00 264 664* / 82 00 264 667* / 82 00 264 668* / 82 00 356 803* / 82 00 358 163* / 82 00 358 164* / 82 00 408 418* / 82 00 432 514* / 82 00 511 122* /			37
15-1503	RENAULT / RENAULT LCV	82 00 341 698* / 82 00 378 880* / 82 00 482 429* / 82 00 684 084*			37
15-1504	OPEL / OPEL LCV	1603273 / 374671	304384	23985 / 25665	57
15-1505	OPEL / OPEL LCV	1603274 / 374672	304386	23987	37
15-1506	OPEL / OPEL LCV / SAAB	13296187 / 1603234 / 1603275 / 374843	304383	23984	37
15-1507	MITSUBISHI / SMART	3815A201* / 4543301101* / MR582021* / MR582022* / MR980747* / MR980748*			121
15-1515	CITROËN / PEUGEOT / TOYOTA	3272.JZ* / 3273.JS*	305360		7, 122
15-1517•	VOLVO	8251779* / 8251780* / 8602570* / 8603787*			94
15-1519	RENAULT	82 00 198 016* / 82 00 436 366*			104

METELLI ref.	MARCA MAKE	ADATTABILE A OES ADAPTABLE FOR OES	ADATTABILE A ADAPTABLE FOR GKN/LÖBRO	ADATTABILE A ADAPTABLE FOR SPIDAN	PAGINA PAGE
15-1522	RENAULT	77 11 134 777* / 77 11 134 778* / 82 00 079 912* / 82 00 079 913* / 82 00 169 176* / 82 00 470 129*			80
15-1523	RENAULT	82 00 327 707* / 82 00 575 489* / 82 00 575 490*			104
15-1530	CHEVROLET / DAEWOO	96348790* / 96391550 / 96391551	303900 / 305302	21865	82
15-1536	TOYOTA	43030-28010* / 43410-42120* / 43420-13030* / 43420-42050* / 43420-42140* / 43460-49106* / 43470-49196*	305299		14
15-1538	VOLVO	36000519* / 8602577* / 8603794* / 9463378*	303526	21299	104
15-1539	TOYOTA	43410-05330* / 43410-05340* / 43420-05150* / 43420-05240* / 43460-09601* / 43470-09A14*	304693	24381	48
15-1540	SUZUKI	44101-67D00* / 44101-67D01* / 44102-67D00*	305307		33
15-1544	TOYOTA	43410-02250* / 43420-02280* / 43460-09621* / 43460-09P70* / 43470-09A15* / 43470-09P10*	304823	24550	112
15-1560	CITROËN / PEUGEOT / PEUGEOT LCV	3272.EQ* / 3272.EX* / 3272.HY* / 3272.KW* / 3272.PV* / 9801611180*			34
15-1566	FORD EUROPE / FORD LCV	1357739 / 1357739*			36, 38
15-1576	RENAULT	82 00 079 915* / 82 00 169 177* / 82 00 436 848* / 82 00 436 849* / 82 00 467 679* / 82 00 470 131*			104
15-1579	RENAULT	39 10 076 80R* / 82 00 216 519* / 82 00 216 523* / 82 00 432 517* / 82 00 843 879* / 82 00 934 409* / 82 00 934 472*			16
15-1585	CITROËN / CITROËN LCV / DS / PEUGEOT / PEUGEOT LCV	3272.FG* / 3272.KL* / 3272.LE* / 3272.LG* / 3272.LP* / 3273.KR*	304939	24668	104
15-1590	MERCEDES BENZ	169 360 09 75* / 169 360 15 72* / 169 360 17 68* / 169 360 29 72* / 169 360 43 72* / 169 360 44 72* / 169 360 83 72*	304832 / 304831	24558 / 24559	105, 107-110, 125-126
15-1592	FIAT / FIAT LCV / LANCIA / OPEL / OPEL LCV	1603319 / 1603405 / 1603406 / 46308322 / 46308322# / 46308519 / 46308707 / 93190188 / 95518272	304611 / 305198	24295 / 24949	44
15-1593	ALFA ROMEO / FIAT / FIAT LCV / LANCIA / OPEL	1603411 / 46308337 / 46308337# / 77365996 / 93190193#	304613	24297	121, 131
15-1595	ALFA ROMEO	46308235# / 46308710# / 46308798# / 71771180	305364	25141	43
15-1599	OPEL / SAAB	12793840# / 1603291			62
15-1601	ABARTH / ALFA ROMEO / FIAT	71745011 / 71745011#			7
15-1605	MERCEDES BENZ / MERCEDES BENZ LCV	639 350 12 10* / 639 350 18 10* / 639 350 19 10* / 639 350 23 10*			6
15-1606	MERCEDES BENZ / MERCEDES BENZ LCV	639 350 07 10*			75-76
15-1610	KIA	49500-1Y310* / 49591-07210* / 49591-07291*			57
15-1612	FIAT / FIAT LCV	46308206# / 46308695			35-37
15-1613	OPEL / OPEL LCV	1603270 / 93182571	304397	23997	75-76
15-1616	ALFA ROMEO / FIAT / FIAT LCV / JEEP / OPEL / OPEL LCV	374939* / 374945* / 46307934# / 46308648 / 46308773 / 46308959 / 46308959*			28
15-1636	CITROËN / CITROËN LCV / FIAT LCV / PEUGEOT / PEUGEOT LCV	1497187088* / 1497188088* / 3272.NP* / 3272.NQ* / 3272.SE* / 3272.YH* / 3272.YR* / 3272.ZF* / 3273.NP* / 3273.NQ* / 3273.SV* / 3273.VJ* / 3273.ZA* / 9671999980*			4, 109, 116-117, 122, 124, 129
15-1637	ALFA ROMEO / CITROËN LCV / FIAT / FIAT LCV / PEUGEOT LCV	3272.SJ* / 46308538 / 46308552# / 46308816 / 51783853*	305150		5, 106, 109-110, 116-119, 124
15-1646	CITROËN / CITROËN LCV	3273.EN* / 3273.ES*			90-91
15-1649	CITROËN / PEUGEOT	3272.FR* / 3273.CW* / 3273.EQ* / 3273.EX* / 3273.HQ* / 3273.KJ* / 9803959680*			46
15-1652	SAAB	12804149* / 12804150*		25874	46
15-1656	CHEVROLET / DAEWOO	96273760	305237	24988	28
15-1659	AUDI / PORSCHE / VOLKSWAGEN	7L0 498 099A / 7L0 498 099C / 95534990100 / 95534990102	304557	24237	17
15-1664	MINI	31 60 4 853 485* / 31 60 4 853 486* / 31 60 7 589 767* / 31 60 7 589 768* / 31 60 8 605 473* / 31 60 8 605 474*			24-25, 99

15-1666	CHEVROLET / OPEL	4804569* / 4804570* / 4804592 / 96624721* / 96624722*			96
15-1668	MITSUBISHI	MR910297* / MR910298*	304304	23667	74
15-1669	FORD EUROPE / MAZDA	1539136* / 1802796* / C202-25-500A* / C202-25-500C* / C202-25-600A* / C202-25-600C* / C602-25-500A* / C602-25-600*			74, 80
15-1670	RENAULT / RENAULT LCV	82 00 262 686* / 82 00 274 161* / 82 00 534 635* / 82 00 571 876* / 82 00 571 880* / 82 00 613 822*			74-75, 78-79, 81-82, 104
15-1675	CITROËN / CITROËN LCV / DS / PEUGEOT / PEUGEOT LCV	3272.LT* / 3272.LW* / 3272.LX* / 3272.PZ* / 3272.QC* / 3272.TN* / 3272.WV* / 3273.LP* / 3273.LQ* / 3273.LR* / 3273.QK* / 3273.XP*			70
15-1680	HONDA	44014-SEF-E00 / 44014-SEF-E01 / 44014-SJH-E00 / 44014-SJH-E02 / 44305-SEF-E00* / 44306-SEF-E00*			113
15-1683	LAND ROVER	IED000061* / IED000062* / IED000071* / IED000072* / IED000510* / IED000540* / IED500020* / IED500021* / IED500022* / IED500030* / IED500031* / IED500032* / IED500110* / IED500120* / TFB000010#			134
15-1687	ABARTH / ALFA ROMEO / FIAT / FIAT LCV / LANCIA / OPEL / OPEL LCV	374943* / 374946* / 46308551# / 46308629 / 46308706 / 46308759 / 46308759* / 46308875 / 46308915 / 46308917 / 51795511* / 71771179	305152	24893	101
15-1688	AUDI	8K0 407 305D# / 8K0 407 305F# / 8K0 498 099 / 8K0 498 099C / 8K0 498 099D	304954	24687 / 24683	98
15-1689	AUDI	8K0 407 305E# / 8K0 498 099A	304962	24691	96, 101
15-1690	OPEL	13296185 / 1603452 / 374842	304863	24590	12
15-1697	AUDI	8K0 407 305C# / 8K0 498 099B	304956	24685	114
15-1698	NISSAN / RENAULT	39100-JY04A* / 39100-JY04B* / 39101-JY04A* / 39101-JY04B* / 39211-JD72B# / 39211-JG72B# / 39211-JG74B#			132
15-1702	LAND ROVER	TDB500090* / TDJ500040#			113
15-1703	CITROËN	3272.VR* / 3272.VT* / 3273.WG* / 3273.WL* / 3273.WR* / 3273.ZR* / 3275.38*			112
15-1704	CHEVROLET	13318008			112-113
15-1705	MINI	31 60 2 756 793* / 31 60 7 585 381* / 31 60 7 585 382* / 31 60 7 596 059* / 31 60 7 596 060* / 31 60 7 609 211* / 31 60 7 609 212* / 31 60 8 605 467* / 31 60 8 605 468* / 31 60 8 605 469* / 31 60 9 806 471* / 31 60 9 806 473*			85-87, 92
15-1708	AUDI / SEAT / SKODA / VOLKSWAGEN / VOLKSWAGEN LCV	5M0 498 099			40, 45
15-1710	ALFA ROMEO	46308677# / 71771177 / 71771185			98
15-1711	CITROËN / DS / PEUGEOT	3272.QF* / 3272.TH* / 3272.WX* / 3273.QQ* / 3273.TT* / 3273.XR*			96, 101-103
15-1717	CITROËN LCV / FIAT LCV / PEUGEOT LCV	1349786080* / 1349789080* / 3272.PA* / 3272.PC* / 3273.PJ* / 3273.PK* / 46308369 / 46308483 / 71771174 / 71790991* / 71791000*	304601	24285	27, 83
15-1718	CITROËN LCV / FIAT LCV / PEUGEOT LCV	1349787080* / 1349790080* / 1355333080* / 1355334080* / 1357488080* / 1607113380* / 3272.PE* / 3272.PF* / 3272.PQ* / 3272.SS* / 3273.PL* / 3273.PN* / 3273.PX* / 46308370 / 46308485 / 71771176 / 71790988* / 71790997* / 71791061* / 71791064* / 71793299*	304600	24284	62-64
15-1724	OPEL / SUZUKI	44101-51K00* / 44102-51K00* / 44102-85L00* / 44116-51K00 / 4710013* / 4710017* / 4711835* / 4711836* / 93194650 / 93194655	305184	24935	31-32, 35-37, 58, 73, 78, 83
15-1726	CITROËN LCV / FIAT LCV / PEUGEOT / PEUGEOT LCV	1349785080* / 1349788080* / 1369960080* / 1369961080* / 1608505480* / 1608505580* / 3272.PG* / 3273.PP* / 46308371 / 46308484 / 71771175	304598	24282	3, 30, 32, 37, 73
15-1727	DACIA / RENAULT	39 10 011 62R* / 39 10 150 61R* / 39 10 196 71R* / 82 00 725 503* / 82 00 725 504* / 82 00 725 510* / 82 00 725 511* / 82 00 930 507*			1
15-1728	DACIA / DACIA LCV / RENAULT	39 10 047 51R* / 39 10 062 76R* / 39 10 114 06R* / 39 10 140 21R* / 82 00 788 672* / 82 00 788 674*			104
15-1729	CITROËN / DS / PEUGEOT	3272.NR* / 3272.PR* / 3272.VP* / 3273.NR* / 3273.WA*			3, 31
15-1731	RENAULT	82 00 363 697* / 82 00 363 698* / 82 00 433 371* / 82 00 470 134*			67-68
15-1732	ALFA ROMEO / FIAT / LANCIA / OPEL / OPEL LCV	374940* / 46308564 / 46308682 / 46308682# / 46308795 / 46308795# / 51812053* / 71771184 / 71771184#			67-68
15-1735	HYUNDAI / KIA	49500-2B260* / 49500-2P100* / 49501-2P000*			54



METELLI ref.	MARCA MAKE	ADATTABILE A OES ADAPTABLE FOR OES	ADATTABILE A ADAPTABLE FOR GKN/LÖBRO	ADATTABILE A ADAPTABLE FOR SPIDAN	PAGINA PAGE
15-1738	FORD EUROPE / VOLVO	1437736* / 1446223* / 1446227* / 1459738* / 1460786* / 1483807* / 1483808* / 1493218* / 1667774* / 1667811* / 1667941* / 1667957* / 36000692* / 36001075* / 36001076* / 36001451* / 36001452* / 36001531*			38
15-1743•	CHRYSLER / FIAT / FIAT LCV / LANCIA / OPEL / OPEL LCV	374942* / 374944* / 46308671 / 46308872			74
15-1744•	CHRYSLER / FIAT / FIAT LCV / LANCIA	46308668			29-30, 34, 52, 76, 82-83
15-1745•	CHRYSLER / FIAT / FIAT LCV / LANCIA	46308702			19, 22, 88, 90-91
15-1746•	CHEVROLET	13318006			3, 32, 36
15-1747•	OPEL	1603431			16
15-1749•	DACIA / RENAULT	82 00 985 007* / 82 00 985 010*			86-87
15-1750•	OPEL	1603027			104
15-1751•	OPEL	1603028			26
15-1752•	FORD EUROPE	1692088*			9, 93
15-1753•	FORD EUROPE	1692096CVJ+1692087BOOT DX*			68-69
15-1754•	FORD EUROPE / FORD LCV	1692096CVJ+1692085BOOT SX* / 1824941*			73
15-1755•	OPEL / OPEL LCV	4411698 / 4411698* / 4430546 / 4430546*			70
15-1756•	FORD LCV	1426735* / 1511458*			41
15-1757•	HYUNDAI	49500-2E600* / 49501-2E700*			94, 102
15-1758•	CITROËN / FIAT / LANCIA / PEUGEOT	3272.RL* / 3273.RY*			16-17, 19, 21, 27, 83, 87-90, 93
15-1759•	FIAT / LANCIA	1485685080 / 1485685080* / 1490101080 / 1490101080*			48
15-1760•	HONDA	44014-S1A-E61			58-59
15-1761•	FORD EUROPE	1704636* / 1704637* / 1704639* / 1797214* / 1797215* / 1797218* / 1797219*			1, 3, 28-30, 33, 36-37, 57, 76, 82-83
15-1762•	KIA	49500-1W000* / 49501-1W000* / 49580-1W000*			7-8
15-1763•	NISSAN	39211-1HC3A#			7
15-1765	VOLVO	36001357* / 36001358* / 36001448* / 36001450* / 36002144* / 36002896* / 36002897*			78
15-1767•	CITROËN LCV / FIAT LCV / PEUGEOT LCV	1497191088* / 1497192088* / 3272.NK* / 3273.NK*			8
15-1768•	RENAULT	82 00 725 514*			72
15-1770•	SEAT / SKODA / VOLKSWAGEN	6R0 498 099			59
15-1771•	AUDI / SEAT / SKODA / VOLKSWAGEN	6R0 498 099A			17
15-1774	VOLVO	36000437* / 36000546* / 36000547* / 36000550* / 36000552* / 36000555* / 36000559* / 36000562* / 36001180* / 36001181* / 36001449* / 36001461* / 8603815* / 8603816*			14
15-1777	FORD EUROPE	1345638* / 1456973* / 1474807* / 1475135* / 1548224* / 1548227* / 1551329* / 1551332* / 1685795* / 1685799*	305176	24927	68-69
15-1779•	HYUNDAI	49500-2B700* / 49500-2B750* / 49501-2B700*			5, 106, 109, 116-119
15-1780•	CHEVROLET	96451333*	305235	24986	2-3
15-1781•	SUZUKI	44101-51K90* / 44102-51K90*	304914	24643	27, 90

15-1782•	RENAULT LCV	39 10 096 20R* / 82 00 842 365* / 82 00 842 369*			22, 34-35, 92
15-1783•	SEAT / SKODA / VOLKSWAGEN	1S0 498 099		25640	22, 34-35, 92
15-1784•	NISSAN	39100-JD24B* / 39100-JD52B* / 39101-JD24B* / 39101-JD52B* / 39211-JD22B# / C9211-JA00A# / C92AA-JD22B#			73, 112
15-1785•	NISSAN	39100-JD02B* / 39101-JD02B* / C9B11-JD02B#			22, 34-35, 92
15-1786•	AUDI / SEAT / SKODA / VOLKSWAGEN / VOLKSWAGEN LCV	3C0 407 311A# / 3C0 498 099 / 5N0 498 099 / 5N0 498 099A	304640 / 305448	24326 / 25225	23, 95
15-1787•	FORD EUROPE	1502109* / 1502118* / 1594945* / 1594946* / 1703321*	305520	25297	23-26, 100
15-1788•	FORD EUROPE	1539142* / 1802807* / 1837849*			19, 27
15-1789•	KIA	49500-1W500* / 49501-1W500* / 49580-1W500*			97-98
15-1790•	OPEL / SUZUKI	44101-68L32* / 44102-68L01* / 44102-68L32* / 4700078* / 4710019* / 4710020*			3, 76, 83
15-1791•	HYUNDAI	49580-3Z300* / 49580-3Z350*			51, 55
15-1792•	RENAULT	82 00 144 765* / 82 00 144 781* / 82 00 269 195* / 82 00 331 639*			43-45, 133-134, 136
15-1796•	HYUNDAI	49501-2L010*			15, 27-28, 31, 36, 58, 76, 82
15-1797•	PEUGEOT	3272.TK* / 3273.TW*			15, 31, 36
15-1798•	KIA	49501-1F200* / 49591-1F210*			15, 36
15-1799•	MERCEDES BENZ	164 330 08 01* / 164 330 09 01* / 164 330 19 01* / 164 330 24 01* / 251 330 21 01*			13
15-1803•	RENAULT	82 00 618 165* / 82 00 618 166*	305522	25299	72-73, 77
15-1805•	TOYOTA	43420-0D390* / 43470-8Z008*			24-25, 99, 101
15-1807•	OPEL	374896 / 374906* / 374908* / 374922*			79
15-1808•	CHEVROLET	94564015	305490	25267	79
15-1809•	PEUGEOT	9800389280* / 9803019580* / 9803959580*			38-39, 42
15-1810•	NISSAN	39211-4A00C#			39, 42
15-1812•	CHEVROLET	93745994			39, 42, 45-46
15-1813•	CHEVROLET	93745993			83
15-1814•	TOYOTA	43420-0F020* / 43420-0F021*			45-46
15-1815•	FIAT	K52123583AB* / K52123583AC*			52
15-1816•	FORD EUROPE	1459743*			18-19, 33, 58, 91
15-1817•	KIA	49501-3E111*			33, 58
15-1818•	TOYOTA	43420-02A30* / 43460-80121* / 43470-09Y10* / 43470-80210* / 43470-8Z036*			46
15-1819•	MERCEDES BENZ	246 330 31 00* / 246 360 00 75			39, 42-43
15-1820•	MERCEDES BENZ	246 360 01 75			55
15-1821•	VOLVO	36000675* / 36000681*			71
15-1823•	HYUNDAI	49500-1J400* / 49526-1J401*			132
15-1826•	HYUNDAI / KIA	49591-A63A5*			22, 38, 92
15-1827•	HYUNDAI / KIA	49500-A6300*			100-102
15-1828•	HYUNDAI / KIA	49500-A6100* / 49500-A6200* / 49500-A6400* / 49526-A6001* / 49526-A6101* / 49526-A6201* / 49526-A64A5* / 49591-A64A5*			105, 107-110, 124-125
15-1830•	HYUNDAI	49500-2L210* / 49501-2L210*			4, 105, 108, 125-126
15-1831•	HYUNDAI	49500-1J000* / 49500-1J050* / 49526-1J001*			133
15-1832•	HONDA	44014-SWY-000 / 44014-SWY-010 / 44014-TL1-E50 / 44014-TL1-E51 / 44014-TL1-E52			41

METELLI ref.	MARCA MAKE	ADATTABILE A OES ADAPTABLE FOR OES	ADATTABILE A ADAPTABLE FOR GKN/LÖBRO	ADATTABILE A ADAPTABLE FOR SPIDAN	PAGINA PAGE
15-1833•	HONDA	44014-TF6-N11 / 44014-TF6-N12 / 44014-TF6-N13			51-52
15-1834•	HONDA	44014-SWE-T00 / 44014-SWE-T01 / 44014-TA0-A50 / 44014-TA0-A51			14
15-1835•	HYUNDAI / KIA	49500-1P000* / 49501-1P000*			112
15-1836•	HYUNDAI / KIA	49500-1P200* / 49500-2K400* / 49501-1P200* / 49501-2K400* / 49501-2K410*			103-104
15-1837•	VOLVO	30871328_30880013*			107-108, 128-129
15-1839•	SUBARU	28391-AJ001 / 28391-AJ002			72
15-1840•	RENAULT	39 10 104 33R* / 39 10 162 04R* / 82 00 725 499* / 82 00 725 500* / 82 00 725 502* / 82 00 847 584* / 82 00 966 862* / 82 01 030 260* / 82 01 030 262*			72
15-1841•	RENAULT / RENAULT LCV	39 10 154 02R* / 82 00 538 941* / 82 00 597 305* / 82 00 676 172*			5-10, 106, 109-110, 115, 117-119, 123-124, 126-127, 129
15-1842•	RENAULT	39 10 184 01R*			43
15-1844•	RENAULT	82 00 618 168* / 82 00 618 176* / 82 00 618 177* / 82 00 618 182* / 82 00 687 910* / 82 00 786 810*		25298	40-41
15-1845•	CHEVROLET	95228684 / 95228721 / 95228738			55
15-1846•	MAZDA	GDB1-25-60XA* / GDB7-22-510*			73, 112
15-1847•	MAZDA	GDB3-25-60X* / GDB4-25-50X* / GDB5-22-510*			50
15-1848•	MERCEDES BENZ / MERCEDES BENZ LCV	639 330 07 01*			97
15-1849•	CHEVROLET	95228769			49
15-1850•	DACIA	39 10 149 46R*			89
15-1852•	KIA	0K2C0-22-510*			55
15-1854•	NISSAN	C9211-1KB0B#			65-67
15-1855•	VOLKSWAGEN LCV	2H0 498 099 / 2H0 498 099A / 2H0 498 099AX			98
15-1857•	OPEL	374909*			114
15-1858•	NISSAN	C9211-1KA0A#			75, 81
15-1859•	FORD EUROPE	1790563*			14
15-1861•	NISSAN	C9211-1KA0B#			86-87
15-1863•	FORD EUROPE	1704640*			71
15-1864•	RENAULT	39 10 186 62R*			13
15-1867•	PEUGEOT	3272.LL*			13-14
15-1875•	MAZDA	GD40-25-60X* / GD40-25-60XA* / GD40-25-60XB* / GD40-25-60XC*			113
15-1876•	RENAULT	82 00 674 877* / 82 00 674 878*			30
15-1877•	FIAT	71750898*			44
15-1878•	TOYOTA	43470-09Y30*			55
15-1879•	MAZDA	GD76-25-60XC*			112-114
15-1880•	DODGE / JEEP	5085220AE*			60-65
15-1884•	TOYOTA	43410-52110*			63-64
15-1885•	TOYOTA	43410-0D160* / 43410-0D380*			135

<b>15-1886•</b>	HYUNDAI / KIA	49500-2Y000* / 49500-2Y100* / 49500-2Y900*			49
<b>15-1887•</b>	HYUNDAI / KIA	49500-2Y200* / 49500-2Y300* / 49500-2Y800*			49-50, 53-54
<b>15-1891•</b>	VOLVO	36000362* / 36000363* / 36001069* / 36001232* / 36001403* / 36002543* / 36012414* / 36012415*			49-50, 53-54
<b>15-1892•</b>	BMW	31 60 7 454 125*			50, 53-54
<b>15-1893•</b>	MAZDA	GG31-25-600* / GG31-25-600B* / GG31-25-600D*			49
<b>15-1894•</b>	KIA	49501-1H110*	305005	24733	48-49
<b>15-1896•</b>	TOYOTA	43420-0F080* / 43470-80240* / 43470-8Z038*			47-48
<b>15-1897•</b>	MINI	31 60 9 806 469* / 31 60 9 806 475*			48
<b>15-1898•</b>	DACIA / DACIA LCV	30 10 142 32R* / 82 00 863 653*			47
<b>16-1004</b>	AUDI / SEAT / VOLKSWAGEN / VOLKSWAGEN LCV	113 501 331 / 113 501 331# / 113 598 101 / 171 407 331F# / 171 407 331H# / 171 407 331K# / 171 498 103 / 171 498 103C / 321 407 331# / 321 407 331B# / 321 498 103 / 321 498 103A / 431 407 331E# / 807 407 331# / ZBA 407 331# / ZBC 407 331#	301116# / 302233 / 302232 / 302231 / 301118# / 302216 / 301106# / 302230	22631 / 20258 / 20266 / 22405 / 22486	50-51, 56
<b>16-1008</b>	OPEL / OPEL LCV	374013 / 374027 / 90095159	301123# / 302227	21451	50-51, 55-56
<b>16-1010A</b>	AUDI / SEAT / SKODA / VOLKSWAGEN / VOLKSWAGEN LCV	191 498 104 / 191 498 104A / 321 498 103C / 357 498 104	302262	22498	132-133
<b>16-1010B</b>	AUDI / SEAT / VOLKSWAGEN / VOLKSWAGEN LCV	191 498 103 / 191 498 103A / 191 498 103C / 321 498 103D / 357 498 103 / 357 498 103A / 357 498 103B	302257 / 302261	22497	111
<b>16-1010C</b>	AUDI / SEAT / SKODA / VOLKSWAGEN / VOLKSWAGEN LCV	1K0 498 103 / 6X0 407 331# / 6X0 498 103			93, 95-96, 100-102
<b>16-1010D•</b>	AUDI / SEAT / SKODA / VOLKSWAGEN	1J0 498 103A			97-98, 103
<b>16-1020</b>	ALFA ROMEO / FIAT / FIAT LCV / LANCIA	46307103# / 60806930# / 60812691# / 7660834#	304313 / 304317 / 304315	23677	95
<b>16-1022</b>	AUDI / SEAT / SKODA / VOLKSWAGEN	1J0 498 103 / 1K0 498 103B	302230 / 305021	24749	98
<b>16-1032•</b>	FIAT	55222107			13
<b>16-1033•</b>	AUDI / VOLKSWAGEN	7L0 498 103A		24236	60
<b>17-0002</b>	SEAT / SEAT LCV / VOLKSWAGEN / VOLKSWAGEN LCV	191 407 271A / 191 407 271B / 191 407 271C / 191 407 271L / 191 407 271P / 191 407 271Q / 191 407 271R / 6K0 407 271C	301532 / 301537	22466	60
<b>17-0003</b>	SEAT / SEAT LCV / VOLKSWAGEN / VOLKSWAGEN LCV	191 407 272 / 191 407 272A / 191 407 272AA / 191 407 272AB / 191 407 272AC / 191 407 272AD / 191 407 272AE / 191 407 272BA / 191 407 272C / 191 407 272E / 191 407 272X / 191 407 274 / 191 407 274AX / 191 407 274BX / 191 407 274RX / 191 407 274X / 6K0	301533 / 301535 / 301538 / 301547	22467 / 23541 / 22463	67-68
<b>17-0004</b>	CITROËN / PEUGEOT / PEUGEOT LCV	3272.50 / 3272.54 / 3272.8J / 95601868 / 95624994 / 95648547 / 96033355 / 96042941 / 96601868	301905 / 301925	20606	12-13
<b>17-0005</b>	CITROËN / PEUGEOT / PEUGEOT LCV	3270.00 / 3273.5J / 3273.68 / 3273.C8 / 3273.E2 / 95601867 / 95601887 / 95624995 / 95648548 / 96033369 / 96042942	301906 / 301926	20607	24-25
<b>17-0029</b>	RENAULT	77 01 349 913 / 77 01 349 938 / 77 01 351 806 / 77 01 351 990	301889	22085	53-54
<b>17-0030</b>	RENAULT	77 01 349 939 / 77 01 351 807	301888	22086	70
<b>17-0033</b>	RENAULT	77 01 349 923 / 77 01 351 699 / 77 01 351 701 / 77 01 351 801	301887 / 301891	22084 / 22087 / 22088	129
<b>17-0034</b>	RENAULT	77 01 349 914 / 77 01 351 695 / 77 01 351 697	301886 / 301890	22082 / 22083	80-81
<b>17-0048</b>	RENAULT	77 01 349 879 / 77 01 351 483	301880	22071	70
<b>17-0049</b>	RENAULT	77 01 349 691 / 77 01 349 873 / 77 01 351 126 / 77 01 351 478	301881	22070	38, 41
<b>17-0079</b>	CITROËN / PEUGEOT LCV	3273.K7 / 96167304 / 96171857	301935 / 302877 / 303249	20664 / 20672 / 21130	70
<b>17-0121</b>	SEAT / SEAT LCV / VOLKSWAGEN	191 407 271 / 191 407 271N / 191 407 271NV / 191 407 271NX / 191 407 272N / 1H0 407 271F / 1H0 407 271FX / 357 407 271D	301555 / 301534 / 301548	22462 / 23542	38, 42
<b>17-0123</b>	VOLKSWAGEN	357 407 271A / 357 407 271B / 357 407 271EX / 357 407 271G / 357 407 271GX / 357 407 271H / 357 407 271HX / 357 407 271P	301241 / 301244 / 301245 / 301721	23544	95

METELLI ref.	MARCA MAKE	ADATTABILE A OES ADAPTABLE FOR OES	ADATTABILE A ADAPTABLE FOR GKN/LÖBRO	ADATTABILE A ADAPTABLE FOR SPIDAN	PAGINA PAGE
17-0124	VOLKSWAGEN	357 407 272 / 357 407 272B / 357 407 272F / 357 407 272FX / 357 407 272L / 357 407 272M / 357 407 272MV / 357 407 272MX	301242	23547	84-85
17-0132	CITROËN / CITROËN LCV / PEUGEOT LCV	3272.5L / 3272.Y6 / 3272.Y7 / 3272.Y8	302918	23352	60
17-0133	CITROËN / CITROËN LCV / PEUGEOT LCV	3273.0W / 3273.0X	302919	23353	100
17-0134	CITROËN / CITROËN LCV / PEUGEOT LCV	3272.Z2			32
17-0135	CITROËN / CITROËN LCV / PEUGEOT LCV	-			114
17-0169	RENAULT / RENAULT LCV	-	303229 / 304465	24118	60
17-0187	VOLKSWAGEN / VOLKSWAGEN LCV	1H0 407 271A / 1H0 407 271AX	301241	23544	26-27, 52
17-0188	VOLKSWAGEN / VOLKSWAGEN LCV	1H0 407 272A / 1H0 407 272AX / 1H0 407 272M / 1H0 407 272MX	301722	22622	114
17-0199	AUDI / VOLKSWAGEN	8D0 407 271AQ / 8D0 407 451AV / 8D0 407 451AX	301219	22685	114
17-0200	AUDI / VOLKSWAGEN	8D0 407 272AQ / 8D0 407 452AV / 8D0 407 452AX	301222	22684	51, 56
17-0207	AUDI / SEAT / SKODA / VOLKSWAGEN	1J0 407 271AC / 1J0 407 271AH / 1J0 407 271AL / 1J0 407 271AM / 1J0 407 271F / 1J0 407 271Q	303153 / 303155	21012 / 21014	51, 55-56
17-0208	AUDI / SEAT / SKODA / VOLKSWAGEN	1J0 407 272AP / 1J0 407 272BL / 1J0 407 272F	303154 / 303156	21013 / 21015	133-138
17-0211	AUDI / SEAT / SKODA / VOLKSWAGEN / VOLKSWAGEN LCV	1J0 407 272 / 1J0 407 272AT / 1J0 407 272JK	303162	21021	11-12
17-0231	FIAT / FIAT LCV	46477176 / 7668798	303652 / 304368	22842	59
17-0232	FIAT / FIAT LCV	46476614 / 7699037	303653 / 304369	22843	53-54
17-0235	FIAT / FIAT LCV / LANCIA	7739015	303656	22846	113
17-0236	FIAT / FIAT LCV / LANCIA	7736016 / 7739016	303657	22847	69
17-0249	FORD EUROPE	5024574 / 5024575 / 5026653 / 6596778 / 6596779 / 91AX3220DA / R92AX3220DA	301356 / 301360	23619	24-26
17-0250	FORD EUROPE	5024568 / 5024569 / 5026652 / 6596773 / 91AX3219DA / R92AX3219DA	301355 / 301359	23607	119, 129-130
17-0271	OPEL / OPEL LCV	374145 / 374183 / 90348324 / 90350824	301706		82
17-0272	OPEL / OPEL LCV	374144 / 374184 / 90348325 / 90350907	301708		119-120, 122, 130
17-0273	OPEL / OPEL LCV	374183 / 374235 / 90350824 / 90511247 / 90511255	301709	21433	119-120, 130
17-0274	OPEL / OPEL LCV	374184 / 374236 / 90350907 / 90511248	301708	21434	116, 121-122, 130-131
17-0275	OPEL / OPEL LCV	374178 / 374188 / 374211 / 374229 / 90350905 / 90444327	301506 / 301505	21407	122
17-0276	OPEL / OPEL LCV	374210 / 374230 / 90444328	301505 / 301506	21406	37
17-0357	VOLKSWAGEN	1H0 407 272AF / 1H0 407 272C / 1H0 407 272MV / 1H0 407 272S	301722		121
17-0358	AUDI / SEAT / SKODA / VOLKSWAGEN / VOLKSWAGEN LCV	1J0 407 271AP / 1J0 407 271AQ / 1J0 407 271C / 1J0 407 271DL / 1J0 407 271FN / 1J0 407 271H / 1J0 407 451AX	303157 / 303161	21016 / 21020	31
17-0380	PEUGEOT	3273.3X / 3273.3Y	303200	21037	8-9, 127-128
17-0382	PEUGEOT	3273.3L / 3273.3M / 9630767280	303203	21040	129-130
17-0383	PEUGEOT	3272.8E / 3272.9E	303204	21041	129-130
17-0385	PEUGEOT	3272.5C / 3272.6C / 9630767880	303205	21042	91
17-0395	RENAULT / RENAULT LCV	77 00 108 248	303228	21061	91
17-0397	RENAULT / RENAULT LCV	77 11 135 246	303233 / 304462 / 303230	21063 / 21066 / 24115	94
17-0415	CITROËN / CITROËN LCV	3272.EN / 3272.EP / 3272.FW / 3272.FX	303463	22111	94
17-0416	CITROËN / CITROËN LCV / PEUGEOT	3273.EA / 3273.EN / 3273.EP / 3273.EY	303464 / 303466	22112 / 22114	94

17-0432	RENAULT / RENAULT LCV	77 00 106 018 / 77 01 471 155	303231 / 303234 / 303236	21064 / 21069	94
17-0479	OPEL / OPEL LCV	-			101
17-0480	OPEL / OPEL LCV	-			101
17-0483	OPEL / OPEL LCV	24430493			20-21
17-0484	OPEL / OPEL LCV	24430495			119
17-0519	CITROËN	3272.FP / 96171871	302878 / 303253	20673 / 21134	120
17-0539	FORD EUROPE	R97FX3219CA			120
17-0541	FORD EUROPE	R97FX3220CA	302873		16, 93
17-0543	FORD EUROPE	1334285	304531	24184	16, 93
17-0544	FORD EUROPE	1334284			16
17-0550	NISSAN	39101-4F100			16
17-0551	NISSAN	39100-4F100			103
17-0603	AUDI / VOLKSWAGEN	8D0 407 271AH / 8D0 407 271DT	300834	22825	119-120, 130
17-0604	AUDI / VOLKSWAGEN	8D0 407 272DT / 8D0 407 452EV	300835	22824	119, 130
17-0611	SEAT / SKODA / VOLKSWAGEN	6Q0 407 271AS / 6Q0 407 271AT / 6Q0 407 451DX / 6Q0 407 451EX	304443 / 305049	24096 / 24777	123
17-0612	AUDI / SEAT / SKODA / VOLKSWAGEN	6Q0 407 272BC / 6Q0 407 272BD / 6Q0 407 272BE / 6Q0 407 452EX / 6Q0 407 452FX / 6Q0 407 452GX / 8Z0 407 272AM / 8Z0 407 272AP	304444	24097	123
17-0613	SEAT / SKODA / VOLKSWAGEN	6Q0 407 271BE / 6Q0 407 271BS / 6Q0 407 271DB / 6Q0 407 451FX	304445	24098	121
17-0614	SEAT / SKODA / VOLKSWAGEN	6Q0 407 272BK / 6Q0 407 452HX	304446	24099	121
17-0623	OPEL / OPEL LCV	90350865			121-122, 130
17-0624	OPEL	374137 / 374188 / 90348317			29
17-0635	FIAT / FIAT LCV	46307674			29
17-0636	FIAT / FIAT LCV	46307678			37
17-0637	DACIA / RENAULT	60 01 548 102 / 82 00 444 438	304508 / 304507	24160 / 24161	37
17-0638	DACIA / RENAULT	60 01 548 103 / 82 00 484 373	304509 / 304510	24162 / 24163	39
17-0708	CITROËN	3272.7S / 3272.ES / 3272.ET / 9638226480	303467	22115	39
17-0709	CITROËN	3273.ES / 3273.ET / 9638226380	303468	22116	82
17-0721	OPEL / OPEL LCV	374327 / 90539771 / 9117413	304418	24071	82
17-0722	OPEL / OPEL LCV	374328 / 90539783 / 9117414	304419	24072	82
17-0731	CITROËN / PEUGEOT	3273.AC / 3273.AE / 9637117880	303571	21730	82
17-0732	CITROËN / PEUGEOT	3272.1X / 3272.2X / 9637117780	303572	21731	73, 82
17-0747	SKODA / VOLKSWAGEN	-	303159	21018	73, 82
17-0748	SKODA / VOLKSWAGEN	1J0 407 272CT	303160	21019	120
17-0751	VOLKSWAGEN / VOLKSWAGEN LCV	1H0 407 271N / 1H0 407 271P / 1H0 407 417 / 357 407 271Q	300838 / 301619	22931 / 22933	121-122, 130
17-0752	VOLKSWAGEN / VOLKSWAGEN LCV	1H0 407 272N / 1H0 407 418	300839 / 301620 / 301720 / 301722	22930 / 22932	84
17-0759	AUDI / SKODA / VOLKSWAGEN	1K0 407 271AT / 1K0 407 271CP / 1K0 407 451CX	304746 / 304758	24473 / 24485	84
17-0760	AUDI / SKODA / VOLKSWAGEN	1K0 407 272CC / 1K0 407 272FR / 1K0 407 272GK / 1K0 407 272GM	304750	24477	84
17-0761	AUDI / SEAT / VOLKSWAGEN	1K0 407 271BJ	304748	24475	84
17-0762	AUDI / SEAT / VOLKSWAGEN	1K0 407 272EN / 1K0 407 272NJ	304752	24479	103
17-0763	AUDI / SKODA / VOLKSWAGEN	1K0 407 271DJ	304749		103
17-0764	AUDI / SKODA / VOLKSWAGEN	1K0 407 272HK / 1K0 407 272JT	304753	24480	16

METELLI ref.	MARCA MAKE	ADATTABILE A OES ADAPTABLE FOR OES	ADATTABILE A ADAPTABLE FOR GKN/LÖBRO	ADATTABILE A ADAPTABLE FOR SPIDAN	PAGINA PAGE
17-0765	OPEL / OPEL LCV	26076879 / 26076883 / 374371 / 374373	304398 / 304400	23999 / 24052	16, 83
17-0766	OPEL / OPEL LCV	26076878 / 26076882 / 374370 / 374372	304399 / 304401	24000 / 24053	103
17-0769	OPEL / OPEL LCV	26094867 / 374466	304404	24056	77
17-0770	OPEL / OPEL LCV	26095017 / 374468	304405	24057	77
17-0790	FORD EUROPE	1S7W3B437DA / 2S7W3B437CA / 4106380 / 4372692 / 4398073	305929	25735	76
17-0791	FORD EUROPE	1132508 / 1S7W3B436EB / 2S713B436BA / 4132634 / 4398072	305930	25736	76
17-0797	FIAT	51754514 / 55700560			21
17-0800	ALFA ROMEO / FIAT	55700559			40
17-0803	FIAT	51808106 / 55700561	304655	24343	40
17-0804	FIAT	46308522 / 55700558	304656	24344	40, 43
17-0811	CITROËN / PEUGEOT	3272.EX / 3272.EY			40, 43
17-0821	FIAT	46308274			70
17-0822	FIAT	46308008 / 46308259			70
17-0827	FIAT / FIAT LCV	46307994 / 46308262 / 46308275			122
17-0828	FIAT / FIAT LCV	46303261 / 46308218 / 46308221			122
17-0831	CITROËN / FIAT / PEUGEOT	3272.GY / 3272.RL / 9645248880	305065	24793	124
17-0832	CITROËN / FIAT / PEUGEOT	3273.GQ / 3273.TF / 9645248980	305064	24792	124
17-0834	FIAT / FORD EUROPE	1541818 / 51787863	305585	25362	105, 124
17-0835	FIAT / FORD EUROPE	1541812 / 51787861	305586	25363	105, 124
17-0838	FIAT LCV / FORD EUROPE / FORD LCV	1142794 / 1359345 / 1468576 / 1506722 / 1514126 / 1799219 / 2S613B437AB / 2S613B437AC / 2S613B437AD	304537	24190	73, 82
17-0839	FIAT LCV / FORD EUROPE / FORD LCV	1142790 / 1359342 / 1468572 / 1506723 / 1538077 / 1716542 / 1749260 / 1799209 / 2S613B436AB / 2S613B436AC / 2S613B436AD / 2S613B436AE	304538	24191	73, 82
17-0848	OPEL / OPEL LCV	-			30
17-0849	OPEL / OPEL LCV	-			30
17-0855	OPEL	13136382 / 374547	304428	24081	99
17-0856	OPEL	13191328 / 374591	304429	24082	99
17-0886	FORD EUROPE / VOLVO	-			16
17-0904	DACIA / RENAULT	82 00 440 187 / 82 00 499 585	304733		16
17-0908	DACIA / RENAULT	82 00 499 586	304710	24398	80
17-0912	FORD EUROPE / VOLVO	-			80
17-0951	CITROËN	3272.JA / 3272.JC / 9650624280	304541	24194	17-18, 88
17-0952	CITROËN	3273.HS / 3273.HT / 9650624180	304542	24195	17-18, 88
17-0954	FIAT LCV	46307796			122
17-0955	FIAT LCV	46307797			122
17-0964	CITROËN LCV / FIAT LCV / PEUGEOT LCV	1497187088 / 3272.NP / 3272.NQ	305131	24872	130
17-0965	CITROËN LCV / FIAT LCV / PEUGEOT LCV	1497188088 / 3273.NP / 3273.NQ / 71792564	305132	24873	130
17-0970	FORD EUROPE / FORD LCV	1059528 / R97FX3220DA			4, 108, 117, 123, 128



17-0971	FORD EUROPE / FORD LCV	1059520 / R97FX3219DA			4, 108, 117, 123, 128
17-1017	OPEL	26119530 / 374633	305052	24780	105-107, 123-124
17-1018	OPEL	26119529 / 374632	305057	24785	105-107, 123-124
17-1066	VOLKSWAGEN LCV	7H0 407 272AJ / 7H0 407 272BC / 7H0 407 272BK / 7H0 407 272CH / 7H0 407 272S	304500	24153	108, 123
17-1069	VOLKSWAGEN LCV	7H0 407 272AC / 7H0 407 272AL / 7H0 407 272BB / 7H0 407 272BD / 7H0 407 272BL	304502	24155	108, 123
17-1070	ALFA ROMEO	60562864	302391	23850	77
17-1071	ALFA ROMEO	60545288	302418 / 302395	23842	77
17-1072	ALFA ROMEO	46307447 / 46307514			76, 78-79
17-1073	ALFA ROMEO	46308089 / 46308090			76, 78-79
17-1074	ALFA ROMEO	-			44
17-1075	ALFA ROMEO	46308163			44
17-1076	ALFA ROMEO	46308164			32
17-1077	ALFA ROMEO	46308131			32
17-1078	ALFA ROMEO	46308132			30, 32
17-1079	ALFA ROMEO	50517134	305275	25035	30, 32
17-1080	ALFA ROMEO	50500522 / 50504034			83
17-1081	ALFA ROMEO	50500529 / 51876349			31
17-1082	ALFA ROMEO	50500523 / 51876350			31
17-1083	AUDI / VOLKSWAGEN	8D0 407 271AC / 8D0 407 451DV / 8D0 407 451DX	300831 / 301209	22679	36
17-1084	AUDI / VOLKSWAGEN	8D0 407 272AC / 8D0 407 272BE / 8D0 407 272DM	300833 / 301210	22678	36
17-1085	AUDI / VOLKSWAGEN / VOLKSWAGEN LCV	1K0 407 271BF / 1K0 407 271EG / 1K0 407 271KA / 1K0 407 271LG / 1K0 407 451QX	304747	24474	91
17-1086	AUDI / VOLKSWAGEN / VOLKSWAGEN LCV	1K0 407 272ER / 1K0 407 272QE / 1K0 407 272QF / 1K0 407 454HX	304751	24478	91
17-1087	AUDI	8E0 407 271AH	304286 / 305069	23614	43
17-1088	AUDI	8E0 407 272AH	304288	23618	43
17-1089	AUDI	4Z7 407 271E / 4Z7 407 451AX			40, 45
17-1090	AUDI	4Z7 407 272E			40, 45
17-1091	AUDI	1K0 407 272DQ			76
17-1092	BMW	33 21 1 225 570 / 33 21 1 225 891 / 33 21 1 226 329 / 33 21 1 226 333 / 33 21 1 226 563 / 33 21 1 226 578 / 33 41 1 127 093	300641 / 300651	20430	76
17-1093	BMW	33 21 1 225 892 / 33 21 1 225 893 / 33 21 1 226 564 / 33 21 1 226 581	300640	20463	74
17-1094	BMW	33 21 1 226 904 / 33 21 1 226 905 / 33 21 1 227 399 / 33 21 1 227 585 / 33 21 1 229 472 / 33 21 1 229 473	300694	22000	74
17-1095	BMW	33 20 1 229 441 / 33 20 1 229 449			41
17-1096	BMW	33 21 1 225 942 / 33 21 1 225 943 / 33 21 1 226 860 / 33 21 1 226 901	300693	23564	94, 99
17-1097	BMW	31 60 7 502 731 / 31 60 7 505 199	304620	24304	94, 99
17-1098	BMW	31 60 7 502 732 / 31 60 7 505 200	304621	24305	41
17-1099	BMW / MINI	31 60 7 533 215	304214	23279	16
17-1100	BMW / MINI	31 60 7 533 216	304215	23280	16
17-1101	CHRYSLER	04808883	302821 / 302817	20140	33
17-1102	CHRYSLER	04808580	302822 / 302818	20141	33
17-1103	CHRYSLER	04641883AA			22-23, 92
17-1104	CHRYSLER	4511436 / 4511448	302824 / 302826	20147 / 20149	22-23, 92

<b>METELLI</b> ref.	<b>MARCA</b> <b>MAKE</b>	<b>ADATTABILE A OES</b> <b>ADAPTABLE FOR OES</b>	<b>ADATTABILE A</b> <b>ADAPTABLE FOR</b> <b>GKN/LÖBRO</b>	<b>ADATTABILE A</b> <b>ADAPTABLE FOR</b> <b>SPIDAN</b>	<b>PAGINA</b> <b>PAGE</b>
<b>17-1106•</b>	CITROËN	3272.0J / 3272.C1 / 96171856	302876 / 303252	20671 / 21133	40
<b>17-1108•</b>	CITROËN	3273.P1 / 3273.P2 / 3273.P3 / 3273.W5 / 3273.W8 / 3273.W9 / 3273.X3 / 96164213	302881 / 302940	20676	40
<b>17-1109•</b>	CITROËN	3272.1V / 3272.EH / 3272.RA / 3272.RC	303579	21967	77
<b>17-1110•</b>	CITROËN	3273.8N / 3273.EH / 3273.NY	303580	21968	77
<b>17-1111•</b>	CITROËN	3272.2K / 3272.T7	302930	21699	131
<b>17-1112•</b>	CITROËN	3273.03 / 3273.3P / 3273.5N	302931	21700	131
<b>17-1113•</b>	CITROËN	3272.4T / 3272.5T	303576	21964	1
<b>17-1114•</b>	CITROËN	3273.8G / 3273.8H / 96326879	303577	21965	1, 3
<b>17-1115•</b>	CITROËN	3272.6T / 3272.7T	303578	21966	2
<b>17-1116•</b>	CITROËN LCV	3272.SL / 3272.SN			1
<b>17-1117•</b>	CITROËN LCV	3273.TC / 3273.TE			1
<b>17-1118•</b>	DACIA	60 01 544 964			2
<b>17-1119•</b>	DACIA	60 01 544 965			2
<b>17-1120•</b>	FIAT	7669249	303689	22879	2
<b>17-1121•</b>	FIAT	4641603 / 7641603			2
<b>17-1122•</b>	CITROËN LCV / FIAT LCV / PEUGEOT LCV	3272.J0	303042 / 303044	20940 / 20942	1-3
<b>17-1123•</b>	CITROËN LCV / FIAT LCV / PEUGEOT LCV	3273.Q5	303043	20943	1-3
<b>17-1124•</b>	FIAT	-	303666	22856	2, 4
<b>17-1125•</b>	FIAT	7770716	303667	22857	2, 4
<b>17-1126•</b>	FIAT LCV	-			6, 123
<b>17-1127•</b>	FIAT LCV	46307997			6, 123
<b>17-1128•</b>	FIAT	46307324			5, 115-116, 123-124, 128-129
<b>17-1129•</b>	FIAT	-			5, 115-116, 123-124, 128-129
<b>17-1130•</b>	FIAT	-			6
<b>17-1131•</b>	FIAT	51795511	304568	24248	6
<b>17-1132•</b>	FIAT	51795511	304568	24248	7
<b>17-1133•</b>	CITROËN / CITROËN LCV / FIAT LCV / PEUGEOT LCV	1497191088 / 3272.GG / 3272.VN	304581 / 305129	24261	7
<b>17-1134•</b>	CITROËN / CITROËN LCV / FIAT LCV / PEUGEOT LCV	1497192088 / 3273.EG / 3273.FA / 3273.VZ	304580 / 305130	24260	5
<b>17-1135•</b>	FIAT LCV	51783824 / 51934091			10
<b>17-1136•</b>	FIAT LCV	51787180 / 51902615 / 51934087	305862	25668	10
<b>17-1137•</b>	FIAT	51787864	305587 / 305588	25364	10, 12
<b>17-1138•</b>	FIAT	51787862	305588	25365	11
<b>17-1139•</b>	FIAT LCV	51933669			10
<b>17-1140•</b>	FIAT LCV	51933669			10-11
<b>17-1141•</b>	FIAT LCV	51933670			10-11
<b>17-1142•</b>	FIAT LCV	51933670			68

17-1143•	FIAT	46307857			68
17-1144•	FIAT	46307857			15
17-1145•	FORD EUROPE	5026501 / R89FX3220AA	301402 / 301404	23702	15
17-1146•	FORD EUROPE	5022282 / 5026500 / 90FX3219AA	301401 / 301403	23451	15
17-1147•	FORD EUROPE	5018714 / 85GG4234DA	300660 / 302680	21799	14-15
17-1148•	FORD EUROPE	1629459 / 5018713 / 85GG4234CA	300659 / 302679		20-21
17-1149•	FORD LCV	3C113B437AB	305584	25361	20
17-1150•	FORD LCV	3C113B436BB	305712	25489	18
17-1151•	FORD LCV	1C153B437AE / 4104910 / 4166492	305710	25485 / 25487	18
17-1152•	FORD LCV	1C153B436AE / 4104908 / 4104909	305716	25486 / 25493	20
17-1153•	FORD EUROPE	1417222 / 6G913B437BA			20
17-1154•	FORD EUROPE	1437705 / 6G913B436EB			18
17-1155•	HONDA	-			18
17-1156•	HONDA	-			18
17-1157•	JAGUAR	C2S40435			23
17-1158•	JAGUAR	C2S51198			23
17-1159•	LANCIA	46307004	302344	21245	23, 25
17-1160•	LANCIA	46307003	302345	21246	23, 25
17-1161•	LANCIA	7680654 / 7724194			33
17-1162•	MERCEDES BENZ	163 330 01 01 / 163 330 04 01			33
17-1163•	MERCEDES BENZ	163 330 02 01 / 163 330 03 01 / 163 330 05 01			21-22, 34, 92
17-1164•	MITSUBISHI / SMART	4543300401 / 4543301101 / 4543302501 / MR980747			21-22, 34, 92
17-1165•	MITSUBISHI / SMART	4543300701 / 4543301201 / MR980748			32
17-1166•	MERCEDES BENZ	168 370 21 72	305034	24762	32
17-1167•	MERCEDES BENZ	168 370 22 72			33
17-1168•	NISSAN	39101-2F615			33
17-1169•	NISSAN	39100-2F615			29
17-1170•	NISSAN	39101-2F210			29
17-1171•	NISSAN	39100-2F210			29
17-1172•	NISSAN	39101-AY100			29, 33
17-1173•	NISSAN	39100-AY100	304996 / 304997	24724	29, 33
17-1174•	OPEL	374041 / 374048	304398	23999	18, 22, 38, 92
17-1175•	OPEL	374455	305107	24848	18, 22, 38, 92
17-1176•	OPEL	374456	305106	24847	35, 37
17-1177•	OPEL	374349 / 374777	304406	24058	35, 37
17-1178•	OPEL	374350 / 374776	304407	24059	28
17-1179•	OPEL	9206563			28
17-1180•	OPEL	9206561			34
17-1181•	OPEL	13207053 / 4708033			34
17-1182•	OPEL	13207052 / 4708032			34
17-1183•	OPEL	374042 / 374046	304399	24000	34

<b>METELLI</b> ref.	<b>MARCA</b> <b>MAKE</b>	<b>ADATTABILE A OES</b> <b>ADAPTABLE FOR OES</b>	<b>ADATTABILE A</b> <b>ADAPTABLE FOR</b> <b>GKN/LÖBRO</b>	<b>ADATTABILE A</b> <b>ADAPTABLE FOR</b> <b>SPIDAN</b>	<b>PAGINA</b> <b>PAGE</b>
17-1184•	OPEL	24462251 / 374569	304434 / 305210	24961	33
17-1185•	OPEL	24462250 / 374552	304431 / 304435 / 305202	24084	33
17-1186•	OPEL	13116174 / 374523 / 374524	305223	24974	39
17-1187•	OPEL	13159534 / 374525	305222	24973	39
17-1188•	OPEL	13124679 / 374561	305212 / 304434	24087	44
17-1189•	OPEL	13124680 / 374562	305203 / 304435	24088	44
17-1190•	OPEL	374470 / 374536 / 374537 / 9186550	304873	24600	45
17-1191•	OPEL	13109124 / 374557	305209	24960	45
17-1192•	OPEL	13109125 / 374558	305208	24959	45
17-1193•	OPEL	374385 / 9200333			45
17-1194•	OPEL	374386 / 9200334			43-45
17-1195•	OPEL	13166585 / 374471 / 374529 / 9186552	305858	25664	43-45
17-1196•	OPEL	13166586 / 374472 / 374535 / 9186553	305232	24983	47
17-1197•	PEUGEOT	3272.4F / 3272.5F			47
17-1198•	PEUGEOT	3273.9N / 3273.9P			52
17-1199•	PEUGEOT	3272.4F / 3272.5F			52
17-1200•	PEUGEOT	3273.4E / 3273.4F			57
17-1201•	PEUGEOT	3272.3P / 3272.4P / 9636297180	302931	21700	57
17-1202•	PEUGEOT	3273.6W / 3273.6X			57
17-1203•	PEUGEOT	3273.9J / 3273.9K			65-66
17-1204•	PEUGEOT	-			65-66
17-1205•	PEUGEOT	3272.9P / 3273.9N			69-70, 111
17-1206•	PEUGEOT	3272.7C / 3272.L4	304791	24518	69-70, 111
17-1207•	PEUGEOT	3273.3N / 3273.S8	304792	24519	62
17-1208•	PEUGEOT	3272.KW / 3272.KX	304584	24268	62
17-1209•	PEUGEOT	3273.KJ / 3273.KK	304585	24269	71-72
17-1210•	PEUGEOT	3272.PV / 3272.PW	304586	24270	71-72
17-1211•	PEUGEOT	3273.PZ / 3273.QA	304587	24271	71-72
17-1212•	PEUGEOT	3272.PZ / 3272.QA	304941	24670	87
17-1213•	CITROËN / PEUGEOT	3272.LG / 3272.LH / 3272.TZ / 3272.VA	304939 / 305339	24668 / 25116	17, 85
17-1214•	CITROËN / PEUGEOT	3273.KR / 3273.KS	305340	25117	17, 85
17-1215•	PEUGEOT	3272.LA / 3272.LC	304590	24274	85
17-1216•	PEUGEOT	3273.KP / 3273.KQ	304591	24275	85
17-1217•	PEUGEOT	3272.LE / 3272.LF	305338	25115	85
17-1218•	PEUGEOT	3272.KY / 3272.KZ	304588	24272	85
17-1219•	PEUGEOT	3273.KL / 3273.KN	304589	24273	85
17-1220•	PEUGEOT	3273.VK / 3273.VL			87

17-1221•	PEUGEOT	1608732680 / 9803959580			86-87
17-1222•	PEUGEOT	1607237180 / 9803959680			86-87
17-1223•	PEUGEOT	1607237280 / 9801611180			86-87
17-1224•	RENAULT	77 00 746 703 / 77 00 862 625 / 77 01 351 700 / 77 01 352 013 / 77 01 352 223	301887	22084	94
17-1225•	RENAULT	77 00 746 702 / 77 00 858 564 / 77 01 349 916 / 77 01 351 696 / 77 01 352 224	301886	22082	94
17-1226•	RENAULT	77 00 716 847 / 77 00 743 947 / 77 00 853 931 / 77 00 853 933 / 77 00 855 461 / 77 00 860 224 / 77 01 349 688 / 77 01 349 941 / 77 01 351 121 / 77 01 351 743 / 77 01 352 023	302433		95
17-1227•	RENAULT	82 00 531 844	303235	21068	94, 97
17-1228•	RENAULT	82 00 107 090	303236	21069	94, 97
17-1229•	RENAULT	77 01 367 627			94
17-1230•	RENAULT	77 01 367 623			94
17-1231•	RENAULT	82 00 198 016	304340	23741	96, 99-102
17-1232•	RENAULT	82 00 198 015 / 82 00 436 366	304687	24375	96, 99-102
17-1233•	RENAULT	82 00 267 040 / 82 00 283 030 / 82 00 531 911	305111	24852	99
17-1234•	RENAULT	82 00 267 041 / 82 00 613 828	304338	23739	99
17-1235•	RENAULT	77 00 112 506 / 77 11 135 196 / 82 00 032 891	303636	22338	97
17-1236•	RENAULT	77 00 112 507 / 82 00 032 887 / 82 00 063 808	303637	22339	97
17-1237•	RENAULT	82 00 255 027	304862	24589	94
17-1238•	RENAULT	82 00 331 518	305256	25013	94
17-1239•	RENAULT	77 11 135 403 / 82 00 228 393 / 82 00 470 133	304258	24324	95
17-1240•	RENAULT	77 11 135 411 / 77 11 368 273 / 82 00 171 562 / 82 00 259 911 / 82 00 387 424 / 82 00 387 439 / 82 00 590 972	304259 / 304857	24325 / 24584	95
17-1241•	RENAULT LCV	82 00 452 269 / 82 00 776 538	304780 / 305449	24507	104
17-1242•	RENAULT / RENAULT LCV	82 00 452 268	304781	24508	104
17-1243•	RENAULT	82 00 482 429	305135	24876	102
17-1244•	RENAULT	82 00 684 084	305136	24877	102
17-1245•	RENAULT / RENAULT LCV	82 00 687 739	304993 / 305026	24721	97, 103
17-1246•	RENAULT / RENAULT LCV	39 10 073 74R / 82 00 687 740	304994 / 305027 / 305029	24722 / 24755	97, 103
17-1247•	RENAULT	82 00 482 435 / 82 00 661 507	305140	24881	102
17-1248•	RENAULT	82 00 482 436	305139	24880	102
17-1249•	RENAULT LCV	82 00 842 365	305484	25261	103-104
17-1250•	RENAULT LCV	82 00 842 369	305485	25262	103-104
17-1251•	TOYOTA	43420-20112 / 43420-20121 / 43420-20350	303826	23931	113
17-1252•	TOYOTA	43410-20152 / 43410-20441 / 43410-20470			113
17-1253•	TOYOTA	43420-0D080 / 43420-52130 / 43420-52131			114
17-1254•	TOYOTA	43410-0D080 / 43410-52130 / 43410-52131			114
17-1255•	VOLVO	5003845 / 5003913 / 8111306 / 8601096 / 8601098 / 8643437 / 9122569 / 9122833 / 9122921 / 9163593	300823 / 301397 / 301771	20835 / 20833	131-132, 134, 136
17-1256•	VOLVO	5003844 / 5003914 / 8601097 / 8601099 / 9122570 / 9163584 / 9163592	300824 / 301398 / 301772	20834	131-132, 134, 136
17-1257•	VOLKSWAGEN	7M0 407 271L / 7M0 407 271Q / 7M0 407 271R	302830 / 302834	20150 / 20154	126-127
17-1258•	VOLKSWAGEN	7M0 407 272AV / 7M0 407 272F / 7M0 407 272K	302831 / 302835	20151 / 20155	126-127
17-1259•	VOLKSWAGEN	6E0 407 271F / 6N0 407 271G			122, 124
17-1260•	VOLKSWAGEN	6N0 407 272H / 6N0 407 272R	304439	24092	122, 124

METELLI ref.	MARCA MAKE	ADATTABILE A OES ADAPTABLE FOR OES	ADATTABILE A ADAPTABLE FOR GKN/LÖBRO	ADATTABILE A ADAPTABLE FOR SPIDAN	PAGINA PAGE
17-1261•	VOLKSWAGEN / VOLKSWAGEN LCV	1J0 407 271HJ / 1J0 407 271HK / 1J0 407 271LQ	304284	23608	114-115, 122, 131
17-1262•	VOLKSWAGEN / VOLKSWAGEN LCV	1J0 407 272HD / 1J0 407 272LB / 1J0 407 452SX	304285	23612	114-115, 122, 131
17-1263•	VOLKSWAGEN	1K0 407 272DQ	304751	24478	115
17-1264•	VOLKSWAGEN	6R0 407 761	305818	25624	125
17-1265•	VOLKSWAGEN	6R0 407 762	305819	25625	125
17-1266•	VOLKSWAGEN	6R0 407 761A	305820	25626	125-126
17-1267•	VOLKSWAGEN	6R0 407 762A	305821	25627	125-126
17-1272•	NISSAN	39101-JD52B			72
17-1278•	NISSAN	39100-BB32B / 39100-JD52B			72

**- CONDIZIONI GENERALI DI VENDITA -**



**1. ORDINI**

Gli ordini conferitici sono immediatamente impegnativi per il Committente e saranno seguiti da nostra regolare conferma. Non si accetteranno ordini comportanti penali, di qualsiasi genere siano. Per gli articoli non rientranti nella nostra normale produzione, considerabili quindi di "esecuzione su ordine", è prevista una tolleranza a nostro favore sulla quantità ordinata del  $\pm 10\%$ .

**2. PREZZI**

I prezzi si intendono per merce resa franco nostro stabilimento in Cologne Bresciano, imballo al costo, se non diversamente concordato. Nel suddetto caso, la nostra accettazione dovrà risultare inequivocabilmente per iscritto.

**3. CONSEGNE E SPEDIZIONI**

La merce viaggia sempre a rischio e pericolo dell'acquirente, anche se venduta franco destino. Non si accettano responsabilità per eventuali ritardi delle spedizioni derivanti da cause di forza maggiore o da qualsiasi altro evento che possa ritardare il processo di fabbricazione come, a titolo esemplificativo, agitazioni sindacali, mancata consegna da parte dei fornitori, difficoltà di approvvigionamento di materie prime, o simili. In assenza di precise istruzioni, ci riserviamo, a nostro insindacabile giudizio, la scelta dei mezzi di trasporto ritenuti, da noi, più adatti.

**4. PAGAMENTO**

I pagamenti dovranno essere eseguiti al nostro domicilio, nel rispetto delle forme previste dagli ordini accettati. L'inadempienza, anche parziale, dell'acquirente alle condizioni di pagamento concordate, comporterà il nostro pieno diritto a sospendere o annullare le forniture in corso, senza pregiudizio alcuno.

**5. GARANZIE**

La garanzia azionata ai sensi e per gli effetti dell'art. 131 del Codice del Consumo (c.d. AZIONE DI REGRESSO), verrà presa in carico ed evasa solo se richiesta nel totale rispetto della procedura aziendale pubblicata sul sito internet [www.metelligroup.it](http://www.metelligroup.it). I rapporti tra Metelli e i propri clienti che esulano dall'applicazione della normativa in materia di beni di consumo, rimangono soggetti al rispetto delle norme civilistiche applicabili in materia.

**6. RECLAMI**

Risulteranno privi di qualsiasi valenza, i reclami pervenuti a Metelli S.p.A. non in conformità alla procedura aziendale pubblicata sul sito internet [www.metelligroup.it](http://www.metelligroup.it). In ogni caso - ed anche qualora il cliente abbia proposto reclamo conforme alla procedura segnalata - non è dato diritto al medesimo di trattenere somme dovute a Metelli S.p.A. per fatture scadute, a qualsiasi ragione, titolo o motivo connesso al reclamo.

**7. CONTROVERSIE**

Per qualunque controversia potrà insorgere, si precisa che la legge applicabile è quella italiana. Il Foro territorialmente competente è quello di Brescia.

**8. CLAUSOLA DI RISERVA DELLA PROPRIETA'**

Il materiale consegnato rimarrà di proprietà della Metelli S.p.A., fino a quando il pagamento del prezzo dello stesso non risulterà integralmente saldato.

**AVVERTENZE**

QUESTO CATALOGO ANNULLA E SOSTITUISCE IL PRECEDENTE.

I DATI IVI RIPORTATI SONO RICAVATI DA DISEGNI ORIGINALI O DA RICAMBI ORIGINALI IN NOSTRO POSSESSO.

I COSTRUTTORI POSSONO VARIARE LE CARATTERISTICHE DEI LORO PRODOTTI SENZA OBBLIGO DI PREAVVISO.

I RIFERIMENTI ORIGINALI E DI ALTRI FABBRICANTI SONO CITATI A TITOLO INDICATIVO PER UNA PIU' FACILE INDIVIDUAZIONE DEL TIPO RICHIESTO.

QUANDO I NOSTRI PRODOTTI NON SONO ORIGINALI, SONO CON ESSI INTERCAMBIABILI.

INFORMAZIONI E DATI DI QUESTO CATALOGO SONO IL RISULTATO DI UNA ACCURATA RICERCA EFFETTUATA PRESSO TUTTE LE PIU' ATTENDIBILI FONTI. DECLINIAMO, TUTTAVIA, OGNI RESPONSABILITA' PER LA PRESENZA DI EVENTUALI ERRORI ED INESATTEZZE.

**PER AVERE INFORMAZIONI SEMPRE AGGIORNATE SULLA NOSTRA GAMMA PRODOTTI VISITATE IL SITO INTERNET: [WWW.METELLIGROUP.IT](http://WWW.METELLIGROUP.IT)**

IL PRESENTE CATALOGO E' STATO REALIZZATO DALLA METELLI S.P.A. E NE E' PROIBITA QUALSIASI RIPRODUZIONE TOTALE O PARZIALE.

**- GENERAL CONDITIONS OF SALE -**



**1. ORDERS**

Orders placed are immediately binding on the Purchaser and will be followed by our regular confirmation. No orders involving penalties of any kind will be accepted. For articles not in our standard production range, which are therefore "produced to order", we are permitted a tolerance on the quantity ordered of  $\pm 10\%$ .

**2. PRICES**

Prices are for goods delivered ex-works our factory at Cologne Bresciano, packaging at cost, unless otherwise agreed. In this case, our acceptance must be clearly stated in writing.

**3. DELIVERIES AND SHIPMENTS**

Goods always travel at the purchasers' risk, even if sold freight prepaid. No responsibility is accepted for any delays in shipments due to circumstances beyond our control or any other event which may delay the manufacturing process, such as (but not restricted to) trades union disputes, failure to deliver by suppliers, difficulty in obtaining supplies of raw materials, or similar factors. Unless specific instructions are provided, we reserve the right to choose the means of transport we consider most suitable, at our own absolute discretion.

**4. PAYMENT**

Payments must be made to our address in the forms specified by the orders accepted. Even partial breach of the agreed payment terms on the part of the purchaser shall fully entitle us to suspend or cancel current supply contracts, without any damage to us.

**5. GUARANTEES**

The guarantee invoked pursuant to and in accordance with art. 131 of the Italian Consumer Code ("RECOURSE ACTION"), will only be accepted and processed if requested in full compliance with the company procedure published on the website [www.metelligroup.it](http://www.metelligroup.it). Relationships between Metelli and its customers that are not subject to legislation on consumer goods are in any case subject to the relevant civil laws.

**6. COMPLAINTS**

Complaints sent to Metelli S.p.A. will only be considered valid if they comply in full with the company procedure published on the website [www.metelligroup.it](http://www.metelligroup.it). In any case - and even if the customer has submitted a complaint in accordance with the aforementioned procedure - the customer has no right to withhold amounts due to Metelli S.p.A. for invoices due for payment, for any reason, title or motivation connected to the complaint.

**7. DISPUTES**

Italian law shall apply to any disputes which may arise. The Brescia law court shall have territorial jurisdiction.

**8. PROPERTY RIGHT RETENTION CLAUSE**

The material delivered shall continue to be the property of Metelli Co., until full payment of the relative price has been received.

**IMPORTANT NOTES**

THIS CATALOGUE CANCELS AND REPLACES THE PREVIOUS VERSION.

THE DATA IT CONTAINS ARE TAKEN FROM ORIGINAL DRAWINGS OR GENUINE PARTS IN OUR POSSESSION.

MANUFACTURERS MAY VARY THE CHARACTERISTICS OF THEIR PRODUCTS WITHOUT NOTICE.

THE ORIGINAL REFERENCES AND THOSE OF OTHER MANUFACTURERS ARE PROVIDED AS GUIDANCE FOR EASIER IDENTIFICATION OF THE TYPE REQUIRED.

WHEN OUR PRODUCTS ARE NOT ORIGINAL, THEY ARE INTERCHANGEABLE WITH THE GENUINE PARTS.

THE INFORMATION AND DATA IN THIS CATALOGUE ARE PRODUCED FURTHER TO AN IN-DEPTH SURVEY OF ALL THE MOST RELIABLE SOURCES. WE THEREFORE DECLINE ALL RESPONSIBILITY FOR ANY ERRORS OR INACCURACIES.

**FOR UPDATED INFORMATION ON OUR PRODUCTS RANGE YOU CAN VISIT OUR WEB SITE: [WWW.METELLIGROUP.IT](http://WWW.METELLIGROUP.IT).**

THIS CATALOGUE HAS BEEN PRODUCED BY METELLI CO. AND ANY REPRODUCTION, WHETHER TOTAL OR PARTIAL, IS FORBIDDEN.



## - CONDITIONS GÉNÉRALES DE VENTE -



### 1. COMMANDES

Les commandes qui nous sont adressées engagent immédiatement le Commettant et seront suivies d'une confirmation de notre part. Nous n'accepterons pas de commandes comportant des pénalités de quelque nature qu'elles soient Pour les articles ne faisant pas partie de notre production habituelle et pouvant être considérés comme "exécution spéciale", une tolérance sur la quantité commandée de  $\pm 10\%$  en notre faveur est prévue.

### 2. PRIX

Les prix s'entendent pour la marchandise rendue franco notre usine de Cologne Brescia, emballage au prix coûtant, sauf accord différent. Dans ce dernier cas, notre accord devra être exprimé de façon non équivoque et par écrit.

### 3. LIVRAISONS ET EXPÉDITIONS

La marchandise, même vendue franco destination, voyage toujours aux risques et périls de l'acheteur. Nous n'assumerons aucune responsabilité en cas de retard des expéditions dérivant de causes de force majeure ou de tout autre événement susceptible de retarder le processus de fabrication tels que, à titre d'exemple, agitations syndicales, livraison non effectuée par les fournisseurs, difficultés d'approvisionnement en matières premières ou similaires. En l'absence d'instructions précises, nous nous réservons, selon notre jugement discrétionnaire, le choix des moyens de transport que nous considérerons les plus appropriés.

### 4. RÈGLEMENT

Les règlements devront être adressés à notre domicile dans les formes prévues pour les commandes acceptées. L'inexécution même partielle des conditions de règlement convenues de la part de l'acheteur nous donnera tout droit de suspendre ou d'annuler les fournitures en cours sans aucune responsabilité de notre part.

### 5. GARANTIES

La garantie au sens et pour les effets de l'article 131 du code de la consommation (Action de recours) sera prise en charge et exécutée uniquement si la demande est effectuée dans le respect total de la procédure d'entreprise publiée sur le site internet [www.metelligroup.it](http://www.metelligroup.it). Les rapports entre Metelli et ses clients qui ne seront pas concernés par l'application de la réglementation en matière de biens de consommation sont sujets à l'observation des réglementations civiles applicables en la matière.

### 6. RÉCLAMATIONS

Les réclamations parvenues à Metelli S.p.A. qui ne seront pas en conformité avec la procédure d'entreprise publiée sur le site internet [www.metelligroup.it](http://www.metelligroup.it) n'auront aucune valeur. Dans tous les cas, et même si le client a effectué une réclamation conforme à la procédure susmentionnée, ce dernier n'a pas le droit de retenir des sommes dues à Metelli S.p.A. suite à l'expiration de factures émises par cette dernière, pour quelque raison que ce soit, titre ou motif liés à la réclamation.

### 7. LITIGES

Tout litige éventuel sera soumis à la loi italienne. Le Tribunal compétent par territoire est celui de Brescia.

### 8. CLAUSE DE RÉSERVE DE PROPRIÉTÉ

La marchandise livrée restera la propriété de Metelli S.p.A. jusqu'au paiement intégral du prix.

### AVERTISSEMENTS

CE CATALOGUE ANNULE ET REMPLACE LE PRÉCÉDENT. LES DONNÉES QU'IL CONTIENT SONT BASÉES SUR LES PLANS OU LES PIÈCES ORIGINAUX QUI SONT EN NOTRE POSSESSION. LES CONSTRUCTEURS PEUVENT MODIFIER LES CARACTÉRISTIQUES DE LEURS PRODUITS SANS OBLIGATION DE PRÉAVIS.

LES RÉFÉRENCES ORIGINALES ET D'AUTRES FABRICANTS SONT CITÉES À TITRE INDICATIF POUR UN REPÉRAGE PLUS AISÉ DU TYPE VOULU.

DANS LES CAS OÙ NOS PRODUITS NE SONT PAS ORIGINAUX, ILS SONT INTERCHANGEABLES AVEC CES DERNIERS.

LES INFORMATIONS ET LES DONNÉES CONTENUES DANS CE CATALOGUE SONT LE FRUIT D'UNE RECHERCHE RIGOREUSE RÉALISÉE AUPRÈS DES SOURCES LES PLUS FIABLES. NOUS DÉCLINONS CEPENDANT TOUTE RESPONSABILITÉ POUR LA PRÉSENCE D'ERREURS ET D'INEXACTITUDES ÉVENTUELLES.

**POUR DES INFORMATIONS ACTUALISÉES SUR NOTRE GAMME DE PRODUITS VEUILLEZ CONSULTER NOTRE SITE WEB: [WWW.METELIGROUP.IT](http://WWW.METELIGROUP.IT).**

CE CATALOGUE A ÉTÉ RÉALISÉ PAR METELLI S.P.A. SA REPRODUCTION MÊME PARTIELLE EST INTERDITE.

## - ALLGEMEINE VERKAUFSBEDINGUNGEN -



### 1. BESTELLUNGEN

Die uns übermittelten Bestellungen, auf die unsere reguläre Auftragsbestätigung folgt, verpflichten den Besteller sofort. Bestellungen, die Vertragsstrafen, welcher Art auch immer, vorsehen, werden nicht angenommen. Für Artikel, die nicht in unser übliches Produktionsprogramm fallen und somit als „Artikel auf Bestellung“ gelten, behalten wir uns zu unseren Gunsten hinsichtlich der bestellten Menge eine Toleranz in Höhe von  $\pm 10\%$  vor.

### 2. PREISE

Wenn nichts anderes vereinbart wurde, gelten die Preise für frei unserer Niederlassung in Cologne Bresciano gelieferte Ware; für die Verpackung berechnen wir die tatsächlich anfallenden Kosten. Andernfalls muss unsere Annahme der Bestellung ausdrücklich schriftlich erfolgen.

### 3. ÜBERGABE UND VERSAND

Die Ware wird immer auf Risiko und Gefahr des Käufers transportiert, auch wenn diese franko Bestimmungsort verkauft wird. Für einen auf höhere Gewalt oder auf andere Ereignisse, welche den Herstellungsprozess verzögern können, wie zum Beispiel Streiks, mangelnde Lieferung durch andere Lieferanten, Schwierigkeiten in der Rohstoffversorgung oder ähnliches, zurückzuführenden eventuell verspäteten Versand wird nicht gehaftet. Werden keine genauen Anweisungen erteilt, behalten wir uns vor, die nach unserem freien Ermessen als geeignet erachteten Transportmittel zu wählen.

### 4. ZAHLUNG

Zahlungen haben am Sitz unserer Niederlassung und unter Einhaltung der in den angenommenen Bestellungen festgelegten Zahlungsformen zu erfolgen. Der auch nur teilweise Verstoß des Käufers gegen die vereinbarten Zahlungsbedingungen berechtigt uns, die laufenden Lieferungen auszusetzen oder einzustellen, wobei wir uns vorbehalten, eventuelle weitere Ansprüche geltend zu machen.

### 5. GARANTIELEISTUNGEN

Die im Sinne des Art. 131 Konsumentenschutzgesetz (so genannte RÜCKGRIFFSKLAGE) eingeräumte Garantieleistung wird nur übernommen und erfüllt, wenn sie unter vollständiger Beachtung des auf der Website [www.metelligroup.it](http://www.metelligroup.it) veröffentlichten betrieblichen Verfahrens beantragt wird. Die Geschäftsbeziehungen zwischen Metelli und seinen Kunden, die über den Anwendungsbereich der Konsumentenschutzbestimmungen hinaus gehen, unterliegen weiterhin den einschlägigen zivilrechtlichen Normen.

### 6. MÄNGELRÜGEN

Bei Metelli S.p.A. einlangende Mängelrügen, die nicht dem auf der Website [www.metelligroup.it](http://www.metelligroup.it) veröffentlichten betrieblichen Verfahren entsprechen, haben keinerlei Gültigkeit. Auf jeden Fall - auch wenn der Kunde seine Mängelrüge entsprechend dem oben genannten Verfahren ordnungsgemäß eingebracht hat - ist er nicht dazu berechtigt, Beträge, die er Metelli S.p.A. aus fälligen Rechnungen schuldet, aus welchem Grund, Anspruch oder Motiv auch immer in Zusammenhang mit der Beschwerde einzubehalten.

### 7. STREITIGKEITEN

Bei Streitigkeiten findet italienisches Recht Anwendung. Gerichtsstand ist Brescia.

### 8. EIGENTUMSVORBEHALT

Das von der Metelli S.p.A. gelieferte Material verbleibt bis zur vollständigen Zahlung des Kaufpreises in ihrem Eigentum.

### HINWEISE

DER VORLIEGENDE KATALOG ANNULLIERT UND ERSETZT DEN VORANGEGANGENEN.

DIE IM KATALOG ENTHALTENEN DATEN STAMMEN VON IN UNSEREM BESITZ BEFINDLICHEN ORIGINALZEICHNUNGEN UND ORIGINALERSATZTEILEN. DIE KONSTRUKTEURE KÖNNEN DIE EIGENSCHAFTEN IHRER PRODUKTE OHNE VORANKÜNDIGUNG ÄNDERN. ORIGINALVERWEISE UND VERWEISE ANDERER HERSTELLER WERDEN REIN ZU INFORMATIONSZWECKEN UND IM HINBLICK AUF EINE LEICHTERE IDENTIFIKATION DES GEWÜNSCHTEN TYPUS ZITIERT. WENN ES SICH BEI UNSEREN PRODUKTEN NICHT UM ORIGINALE HANDELT, SIND DIESE MIT DEN ORIGINALEN AUSTAUSCHBAR. DIE IN DIESEM KATALOG ENTHALTENEN INFORMATIONEN UND DATEN SIND DAS ERGEBNIS SORGFÄLTIGER RECHERCHEN, DIE AUF BESONDERS ZUVERLÄSSIGE QUELLEN ZURÜCKGEGRIFFEN HABEN. TROTZDEM LEHNEN WIR JEDGLICHE HAFTUNG FÜR EVENTUELLE FEHLER UND UNGENAUIGKEITEN AB.

**AKTUELLE INFORMATIONEN ZU UNSERE PRODUKTPALETTE FINDEN SIE AUF UNSERE WEB-SITE: [WWW.METELIGROUP.IT](http://WWW.METELIGROUP.IT).**

DER VORLIEGENDE KATALOG WURDE VON DER METELLI S.P.A. ERSTELLT. JEDE AUCH NUR TEILWEISE VERFÄLTIGUNG IST UNTERSAGT.

**- CONDIZIONES GENERALES DE VENTA -**



**1. PEDIDOS**

Los pedidos que recibamos sern inmediatamente vinculantes para el Cliente, a quien enviaremos nuestra puntual confirmacin. No se aceptarn pedidos que prevean penalidades, de cualquier tipo. Para los artculos que no formen parte de nuestra produccin normal, considerados por tanto de "ejecucin bajo pedido", est prevista una tolerancia a nuestro favor sobre la cantidad solicitada de  $\pm 10\%$ .

**2. PRECIOS**

Los precios se entienden para mercanca puesta en nuestro establecimiento de Cologne Bresciano, embalaje al costo, de no existir acuerdo diferente. En este caso, nuestra aceptacin deber constar inequvamente por escrito.

**3. ENTREGAS Y ENVOS**

La mercanca viaja siempre por cuenta y riesgo del comprador, aunque se venda puesta en el domicilio del cliente. No se acepta responsabilidad alguna por posibles retrasos de los envos debidos a causas de fuerza mayor o a cualquier otro evento que pueda retrasar el proceso de fabricacin, como ser, a ttulo de ejemplo, agitaciones sindicales, entregas no efectuadas por los proveedores, dificultad de abastecimiento de materias primas, o semejantes. A falta de precisas instrucciones, nos reservamos, a nuestro juicio incuestionable, la eleccin de los medios de transporte que consideremos ms indicados.

**4. PAGO**

Los pagos se debern efectuar en nuestro domicilio, respetando las formas previstas para los pedidos aceptados. El incumplimiento, incluso parcial, de parte del comprador de las condiciones de pago convenidas, comportar nuestro pleno derecho a suspender o anular las entregas pendientes, sin perjuicio alguno.

**5. GARANTAS**

La garanta aplicada a tenor y por efectos de art. 131 del Cdigo de Consumo (conocida como ACCIN DE REGRESO), ser aceptada y atendida nicamente si se presenta siguiendo a cabalidad el procedimiento de la empresa publicado en la pgina web [www.metelligroup.it](http://www.metelligroup.it). Las relaciones entre Metelli y sus clientes no sujetas a la aplicacin de la normativa en materia de bienes de consumo, estn sujetas al respeto de las normas civiles aplicables en la materia.

**6. RECLAMOS**

Se consideraran carentes de valor aquellos reclamos presentados a la sociedad Metelli S.p.A. que no sean conformes al procedimiento de la empresa publicado en la pgina web [www.metelligroup.it](http://www.metelligroup.it). En ningn caso se concede al cliente - incluso si ha presentado el reclamo conforme al procedimiento indicado - el derecho a retener los importes que debe a la sociedad Metelli S.p.A. por concepto de facturas vencidas, por motivos, ttulos o razones referentes al reclamo.

**7. DISPUTAS**

Para toda disputa que pueda surgir, se entiende que la ley aplicable es la italiana. El Tribunal territorialmente competente es el de Brescia.

**8. CLASULA DE RESERVA DE PROPIEDAD**

El material entregado seguir siendo de propiedad de Metelli S.p.A., hasta que el pago del precio del mismo resulte ntegramente abonado.

**ADVERTENCIAS**

ESTE CATLOGO ANULA Y SUSTITUYE EL ANTERIOR.

LOS DATOS INDICADOS CORRESPONDEN A PLANOS O A REPUESTOS ORIGINALES EN NUESTRO PODER.

LOS FABRICANTES PUEDEN VARIAR LAS CARACTERSTICAS DE SUS PRODUCTOS SIN OBLIGACIN DE PREVIO AVISO.

LAS REFERENCIAS ORIGINALES Y DE OTROS FABRICANTES SE CITAN A TTULO DE INFORMACIN PARA UNA MS FCIL IDENTIFICACIN DE CUANTO REQUERIDO.

CUANDO NUESTROS PRODUCTOS NO SON ORIGINALES, SON INTERCAMBIABLES CON LOS MISMOS.

LA INFORMACIN Y LOS DATOS DE ESTE CATLOGO SON EL RESULTADO DE UNA DETENIDA BSQUEDA EFECTUADA EN TODAS LAS FUENTES MS ATENDIBLES. SIN EMBARGO DECLINAMOS

TODA RESPONSABILIDAD POR LA PRESENCIA DE POSIBLES ERRORES E INEXACTITUDES.

**PARA CUALQUIER INFORMACIN ACTUALIZADA SOBRE NUESTRA GAMA DE PRODUCTOS PUEDEN VISITAR NUESTRA PAGINA WEB: WWW.METELLIGROUP.IT.**

ESTE CATLOGO HA SIDO REALIZADO POR METELLI S.P.A. QUEDA PROHIBIDA TODA REPRODUCCIN TOTAL O PARCIAL.

**- CONDIOES GERAIS DE VENDA -**



**1. ENCOMENDAS**

As encomendas recebidas constituem imediatamente um compromisso do comitente e tero a nossa confirman. No se aceitam encomendas que comportem penalidades de qualquer tipo. Para os artigos que no faam parte da nossa produn habitual, susceptveis de ser considerados como "feitos por encomenda", est prevista uma tolerncia a nosso favor sobre a quantidade encomendada de  $\pm$  aproximadamente 10%.

**2. PREOS**

Os preos so ex-factory no nosso armazm em Cologne Bresciano, embalagem ao custo indicado, salvo acordo em contrrio. Neste caso, a nossa aceitan dever ser feita expressamente por escrito.

**3. ENTREGA E EXPEDIN**

A mercadoria viaja sempre com risco por conta do comprador, mesmo quando vendida com destino franco. No nos responsabilizamos por eventuais atrasos nas expedies devido a causas de fora maior ou qualquer outro acontecimento que possa atrasar o processo de fabrico como, por exemplo, agitaes sindicais, a no entrega por parte dos fornecedores, dificuldades de aprovisionamento de matrias-primas ou outras situaes semelhantes. Na ausncia de instrues especficas, reservamo-nos o direito de escolher os meios de transporte que considerarmos mais adequados.

**4. PAGAMENTO**

Os pagamentos devero ser feitos no nosso domiclio, nos termos previstos nas encomendas aceites. O no cumprimento, mesmo que parcial, das condies de pagamento acordadas, por parte do comprador, concede-nos o pleno direito de suspender ou anular o fornecimento em curso, sem nenhum prejuzo.

**5. GARANTIAS**

A garantia acionada nos termos e para os efeitos do art. 131 do Cdigo do Consumo (c.d. AO DE REGRESSO), ser aceite e processada apenas se solicitada em total conformidade com o procedimento da empresa publicado no site internet [www.metelligroup.it](http://www.metelligroup.it). As relaes entre a Metelli e os prrios clientes, que vo alm da aplican da legislan em matria de bens de consumo, continuaro sujeitas ao cumprimento das normas legais aplicveis.

**6. RECLAMAOES**

No tero alguma validade, as reclamaes feitas  Metelli S.p.A. que no estejam em conformidade com o procedimento da empresa publicado no site internet [www.metelligroup.it](http://www.metelligroup.it). Em todos os casos - e mesmo que a reclaman tenha sido feita conforme o procedimento indicado - o cliente no tem o direito de reter somas devidas  Metelli S.p.A. por facturas vencidas, por qualquer razo, ttulo ou motivo ligado  reclaman.

**7. LITGIOS**

Para eventuais litgios que possam surgir, a lei aplicvel  a italiana. O Foro territorialmente competente  o de Brescia.

**8. CLASULA DE DIREITO DE PROPIEDADE**

O material entregue permanecer propriedade da Metelli S.p.A., at ao seu integral pagamento.

**ATENN**

ESTE CATLOGO ANULA E SUBSTITUI O ANTERIOR. OS DADOS REPRODUZIDOS SO EXTRADOS DE DESENHOS ORIGINAIS OU DE PEAS DE SUBSTITUIN ORIGINAL NA NOSSA POSSE. OS FABRICANTES PODEM ALTERAR AS CARACTERSTICAS DOS PRODUTOS SEM OBRIGAN DE AVISO PRVIO. AS REFERNCIAS ORIGINAIS E DE OUTROS FABRICANTES SO CITADAS A TTULO INDICATIVO PARA UMA IDENTIFICAN MAIS FCIL DO TIPO PEDIDO. QUANDO OS NOSSOS PRODUTOS NO SO ORIGINAIS, SO PERMUTVEIS COM ELES.

AS INFORMAOES E DADOS DESTE CATLOGO SO O RESULTADO DE UMA RIGOROSA PESQUISA EFECTUADA JUNTO DAS FONTES MAIS FIDELIGNAS. CONTUDO, DECLINAMOS TODA E

QUALQUER RESPONSABILIDADE PELA PRESENCIA DE EVENTUAIS ERROS E IMPRECISOES.

**PARA OBTEN INFORMACOES ATUALIZADAS SOBRE OS NOSSOS PRODUTOS VISITE O NOSSO SITE: WWW.METELLIGROUP.IT.**

O PRESENTE CATLOGO FOI ELABORADO PELA METELLI S.P.A. E  PROIBIDA QUALQUER REPRODUN, TOTAL OU PARCIAL DO SEU CONTEDO.