


# WATER PUMP CATALOG





Clutch Disc




Clutch Cover




Flywheel Damper



Free Wheel Hub



Manual Transmission



Fan Clutch




Fan Blade



Fan Pulley Bracket



Water Pump




Oil Pump




Timing Chain Cover



Hydraulic Belt Tensioner



Concentric Slave Cylinder



Clutch Master Cylinder



Clutch Release Cylinder



ATF

# Meet the AISIN Family





# AISIN

## WATER PUMP CATALOG



Diagnostic Manual	4
Water Pump Catalog	13
	14 TOYOTA
	58 NISSAN
	78 MITSUBISHI
	93 MAZDA
	109 HONDA
	119 ISUZU
	128 DAIHATSU
	135 SUBARU
	141 SUZUKI
	147 HINO
	150 INDUSTRIAL VEHICLE
	154 PICTURES
Cross Reference	176
	176 Genuine No. → AISIN No. (Table-1)
	209 AISIN No. → Genuine No. (Table-2)
	224 GMB No. → AISIN No. (Table-3)
	234 NPW No. → AISIN No. (Table-4)





Clutch Set



Clutch Cover



Clutch Disc



Flywheel Damper



Free Wheel Hub


## Drivetrain



Water Pump



Fan Pulley Bracket



Oil Pump



Oil Pump Rotor



Timing Chain Cover



Fan Clutch




Fan Blade



Hydraulic Belt Tensioner

## Engine



AFW+





CFEx

## Automatic Transmission Fluid Series



# ISIN Family

**AISIN**



Manual Transmission

Concentric Slave Cylinder

Clutch Master Cylinder

Clutch Release Cylinder

Torque Converter

AT Solenoid



Spoiler



Roof Rail



Comfort Cushion



Comfort Mat



Door Stabilizer


## Accessories




# Gasket installation

Use only the gaskets and O-rings supplied with the water pump. Combined usage of the liquid gaskets and supplied gaskets (or O-rings) could result in water leakage or other serious problems.

Possible issue 1: Liquid gasket is used instead of the supplied gasket



Possible issue 2: Liquid gasket is used instead of the supplied O-ring



**If liquid gasket is used with supplied gaskets or O-rings**

The debris of the liquid gasket enters inside

The debris of the liquid gasket enters inside the mechanical seal

Dirt accumulates on the surface of mechanical seal and it wears down

This results in coolant leakage

The surface of a worn down mechanical seal due to the liquid gasket debris.






# How to apply the liquid gasket


Where to apply the liquid gasket on the mating surface of the engine

## For Toyota vehicles

### Good example



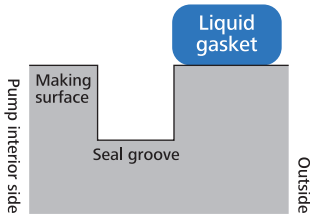
### Poor example



### Good example

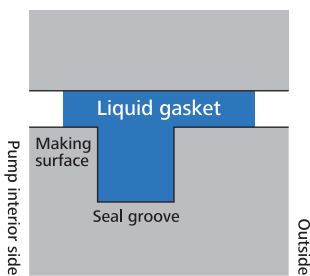
Cross Section view of mating surface of the engine

The position where the liquid gasket is applied



By applying the liquid gasket onto the outside of the seal groove, the mating surface gets sealed as shown below.

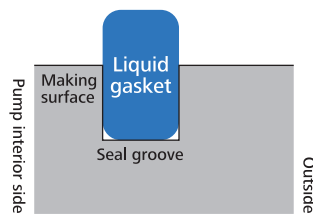
When installing the engine



### × Poor example

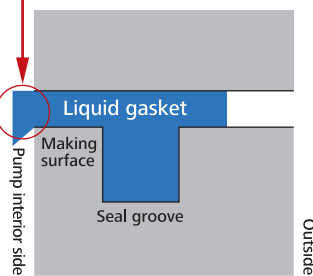
Cross Section view of mating surface of the engine

The position where the liquid gasket is applied




By applying the liquid gasket directly onto the seal groove, the liquid gasket gets pushed out from the mating surface into the interior of the pump, resulting in debris that would cause water leakage.

When installing the engine

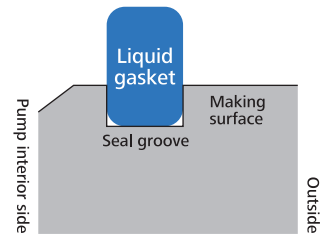


## For Nissan vehicles



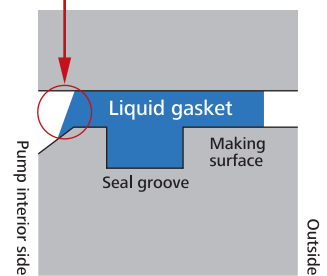
Cross-section view of the mating surface of the engine

The position where the liquid gasket is applied




By applying the liquid gasket onto the seal groove, a small notch on the mating surface holds excess gasket and it gets sealed as shown below.

When installing the engine



# 1 For your safety

**1** Thoroughly flush the cooling system (radiator) 2-3 times to remove the stains and rust with the engine running and the original water pump still in place.



Drain and refill 2-3 times.


**Why?** To prevent water leakage caused by foreign materials caught in the mechanical seal.

**2** Before installation, remove the old gasket and other foreign materials with white gasoline or another solvent. Then, remove all oil and grease from the mating surface.



**Why?** To prevent water leakage from the mating surface.

**3** If the pump requires the liquid gasket, apply it evenly on the seal. If gaskets are supplied with the pump, use the supplied gaskets only. \*Do not use the liquid gasket and supplied gasket together.

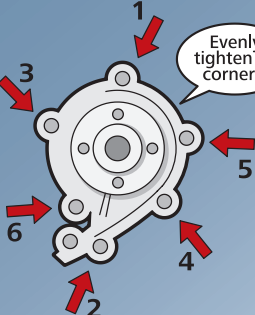


Try not to leave any excess material inside the chamber.

**Why?** If the liquid gasket gets into the water chamber, it will get caught in the mechanical seal, causing water leakage.

\*Please refer to page 2 for details on how to apply liquid gasket.

**4** Fasten bolts with the torque specified by the car manufacturer to evenly tighten all corners.



Evenly tighten all corners.

**Why?** To prevent water leakage from the mating surface.


**5** When installing other parts such as a pulley or fan coupling, make sure to prevent failures caused by foreign materials that get caught. For vehicles with a fan coupling, make sure there is no rust or looseness, and then use a dial gauge to check the run-out accuracy after installation.



No foreign materials.


**Why?** To prevent foreign materials from getting caught which leads to eccentricity (excess vibration) and looseness on the pulley and fan coupling. This may cause the parts to fall off or get damaged.

**6** Adjust the belt tension to the tension specified by the car manufacturer.




**Why?** To prevent damage to the shaft parts (body and bearing) that might be caused by excess tension on the belt.

**7** When changing the pump, fill the new LLC to the specified amount and density.




**Why?** If the pump spins without having enough LLC, the mechanical seal gets worn down, causing water leakage and abnormal noise.

**8** Make sure to thoroughly remove all the air before filling the radiator and reservoir tank to the specified amount.



**Why?** If the pump spins without having enough LLC, the mechanical seal gets worn down, causing water leakage and abnormal noise.

**9** After checking the LLC level and belt tension again, start the engine.



**OK!**

## Warning

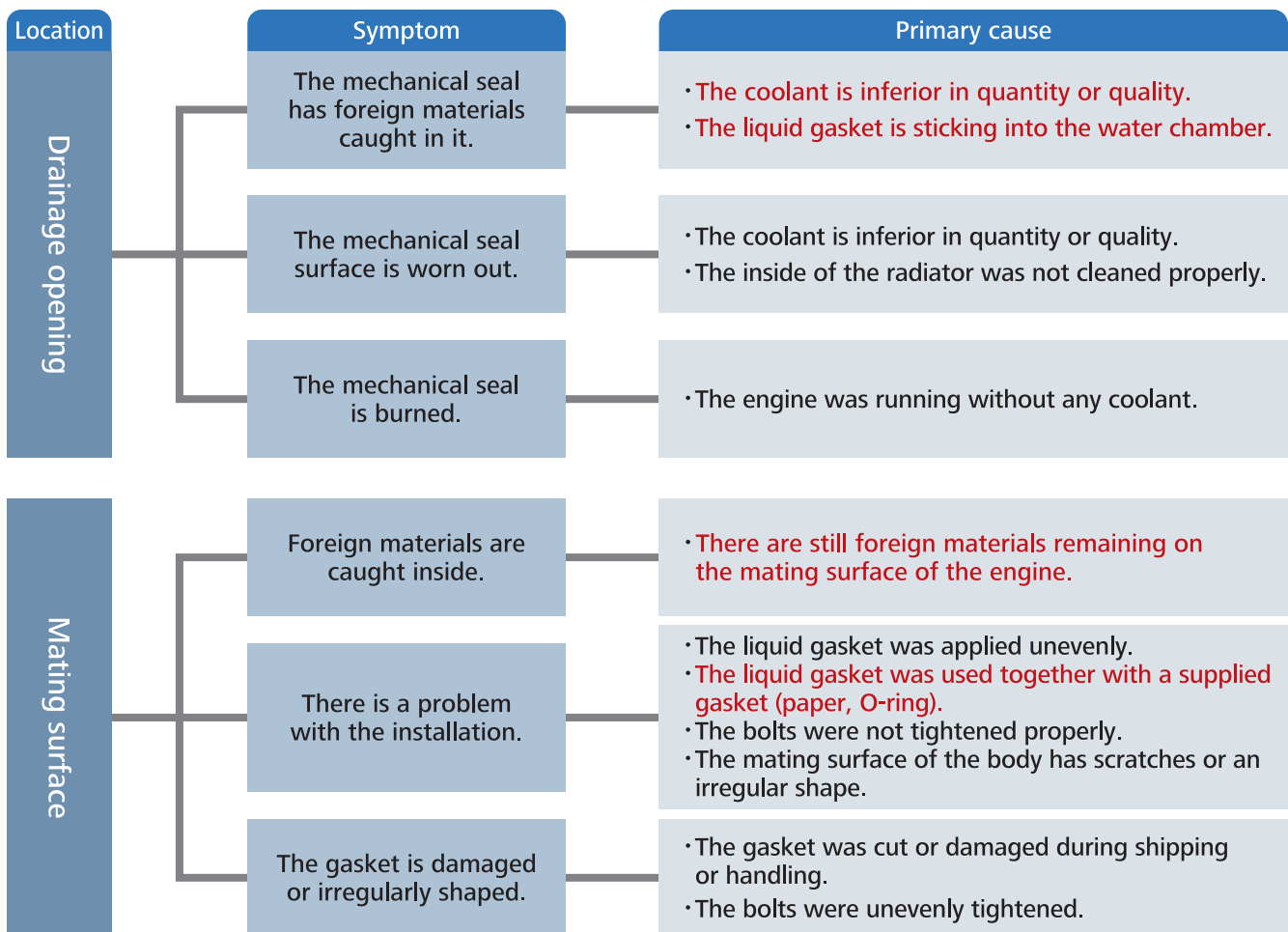
• For your safety, please follow the directions. Inaccurate installation may lead to injury or breakdowns.

• The water pump is a consumable part, and if it breaks down it can disable operation. It is recommended to change the pump on a regular basis such as when getting your car major-serviced, changing the timing belt, and etc.

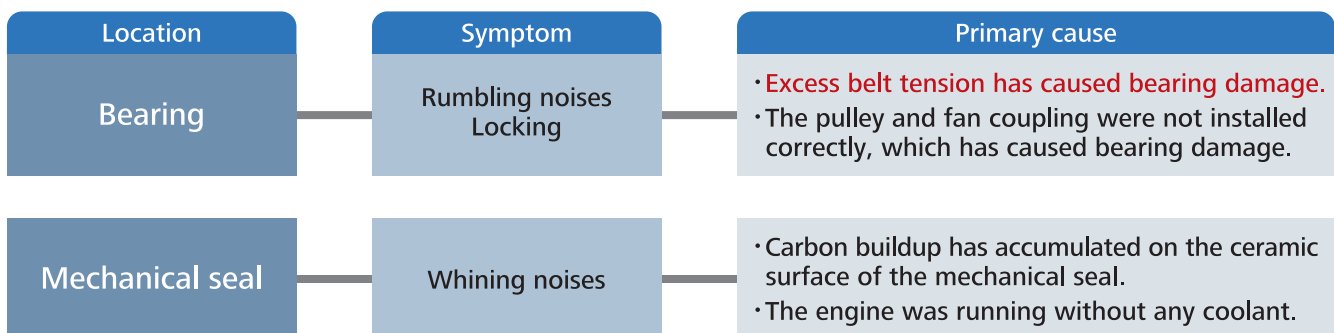


# 2 Possible causes of issues

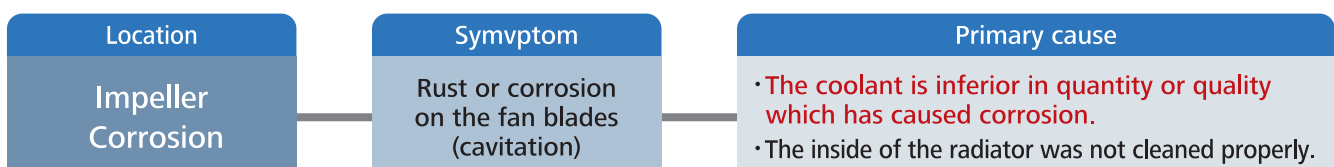
## Symptoms of water pump failure water leakage



## Symptoms of water pump failure Abnormal noise



## Symptoms of water pump failure Others



# 3 Examples of water pump failure

## Water leakage - Coolant is leaking from the drainage opening

**Situation** there are traces of coolant leakage from the drainage opening.

However, if the traces of leakage are wet, or the coolant in the reservoir tank is clearly lower after a month, it is possible that there is water leakage.

### Cause

Dirt, particles, or sludge, etc. in the coolant get caught in the sliding surface of the mechanical seal, which wears the sliding surface down, reducing the effectiveness of the seal and causing water leakage.

### Preventative countermeasures

#### Cleaning

Thoroughly flush the cooling system 2-3 times to remove the stains and rust with the engine running and the original water pump still in place.

#### Coolant

Replace the LLC on a regular basis to the amount and density specified by the manufacturer.

#### Usage of liquid gasket

Do not use the liquid gasket if the gaskets are supplied with the pump. When using liquid gasket, apply evenly so that any excess does not stick out into the water chamber.

## Comparison of a drain leakage for conforming/non-conforming samples.



### Conforming sample

There are traces of leakage, but because it is only temporary, the marks are dried out.



### Non-conforming sample

The traces of leakage are large, the marks are constantly wet or dripping.



## Examples of issues that occur when the fan coupling or some other parts are not installed properly.

### Situation

- The water pump body is damaged
- The water pump bearing section is damaged


### Cause

- The fan coupling was improperly installed (large eccentricity).  
If foreign materials get inside when attaching the pulley sheet and pulley, excessive force is applied to the shaft due to eccentricity. As a result, bearing and body are damaged.


### Preventative countermeasures

- Please reattach them after removing all foreign materials and dirt on the surface of pulley sheet and pulley.
- When replacing the water pump, it is also recommended to replace the fan coupling with a new one.

#### Damaged bearing




#### Damaged body




## 4 Read before water pump installation

If you purposely spin the pulley sheet before installation while the mechanical seal is dry, the carbon part of the mechanical seal (soft while it is new) will scrape the surface of the ceramic, causing the carbon on both surfaces to create carbon build-up. This may result in making abnormal whining noises.

### 1. Do not spin while it is dry.



### 2. Mechanical seal part breakdown



Carbon section

Ceramic section

If you repeatedly spin while it is dry, carbon will stick to the ceramic part and potentially make abnormal noises.

**www.aisinaftermarket.jp**

**5 New Features**

- 1 Quick Search Part Number Interchange**
- 2 New Parts Updates**
- 3 Tool Library for Sales Promotion**
- 4 New Topics**
- 5 Product Details**



**1 Quick Search**

**Shorten application look up time!**

Look up Genuine No. to AISIN No. directly and shorten product inquiry time by accessing our online part number interchange.

**2 New Parts Updates**

**Up to date information for new product releases!**

Information center for new products and application changes. Stay informed with the latest data updated directly from AISIN.

**3 Tool Library**

**Direct access to sales promotion tools!**

Catalogs, bulletins, diagnostic manuals, and other helpful marketing items that may help in promoting AISIN products.

**4 New Topics**

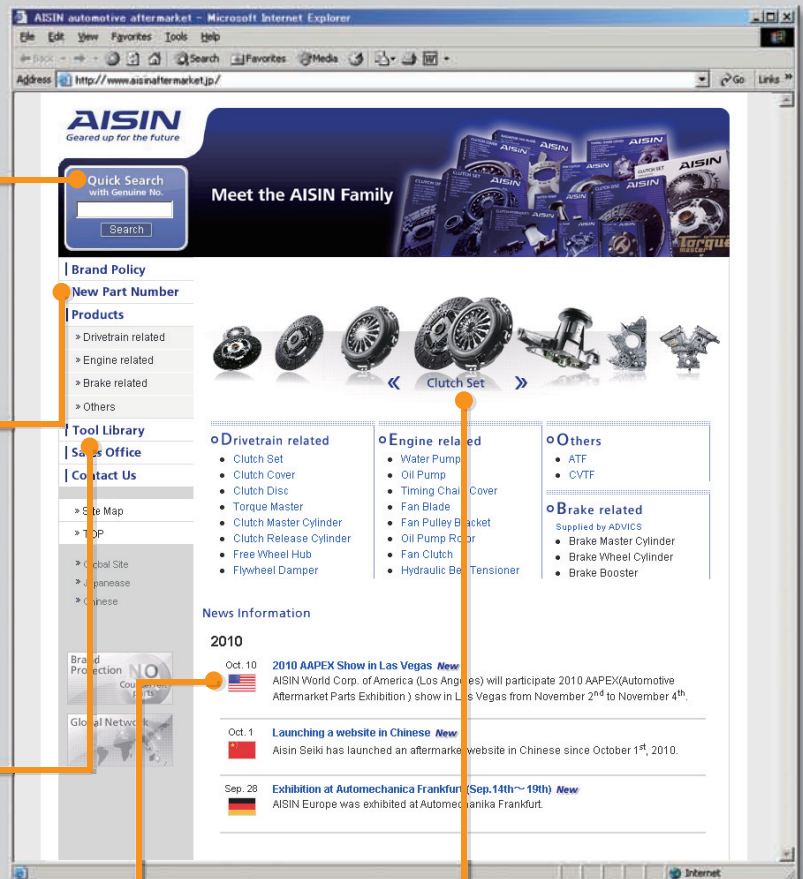
**News from around the world!**

Keep up to date with developments from AISIN affiliates across the globe. The ideal place for international information exchange for the ever expanding global market.

**5 Product Detail**

**Expanded AISIN Aftermarket Product Line-Up!**

AISIN, known world-wide as a leader in clutch technology, has other OE Matched quality parts available. Check out our other product lines for your aftermarket needs.





### **IMPORTANT NOTICE**

The purpose of this catalog is to furnish our customers with as complete a listing of their water pump parts requirements as possible.

All listings, applications or interchanges contained in this catalog are based on the latest information available at the time of printing. Every effort has been made to ensure that the information contained in this catalog is correct, but we do not assume any responsibility for errors which may occur.

All references to manufactures names or part numbers are only used as a guide when ordering water pump parts.

# **Water Pump Catalog**



# SPECIFIC INDEX FOR TOYOTA

CAR NAME	PAGE
4 RUNNER	16
86, GT86	16
ALLION, PREMIO	16
ALPHARD, VELLFIRE	17
ALTEZZA, LEXUS IS	17
ARISTO, LEXUS GS	17
AURIS	17
AVALON	18
AVANZA	18
AVENSIS, PICNIC, VERSO	18
AYGO	19
BB	19
BELTA	19
BLADE	19
BLIZZARD	19
BREVIS	19
CALDINA	19
CAMI	20
CAMRY, AURION, VISTA	20
CARINA	22
CELICA	23
CELSIOR, LEXUS LS	24
CENTURY	24
COASTER	24
COROLLA, SPRINTER, LEVIN, TRUENO, FIELDER, AXIO, ALLEX	25
CORONA	30
CORSA, TERCEL	32
CRESSIDA	32
CROWN, COMFORT, MAJESTA	33
CURREN	35
CYNOS, PASEO	35
DELIBOY	35
DUET	36
DYNA, TOYOACE	36
E'Z	38
ESTIMA, PREVIA, TARAGO	38
ETIOS, LIVA	38
FJ CRUISER	38

CAR NAME	PAGE
FORTUNER	38
GAIA	39
GRANVIA, GRAND HIACE	39
HARRIER, LEXUS RX	39
HEAVY DUTY TRUCK	39
HIACE TRUCK	39
HIACE, REGIUSACE	39
HIGHLANDER, KLUGER	40
HILUX	40
INNOVA, KIJANG	42
IPSUM, AVENSIS, VERSO, PICNIC	42
IQ	42
ISIS	42
IST	42
LANDCRUISER	43
LITEACE	46
MARK X	47
MARK X ZIO	47
MARK II, CHASER, CRESTA, CRESSIDA	47
MATRIX	48
MEGACRUISER	48
MODEL-F	48
MR-S, MR-2 SPYDER	48
MR2	48
NADIA	48
NOAH/VOXY	48
OPA	48
ORIGIN	48
PASEO	48
PASSO	49
PIXIS	49
PORTE, SPADE	49
PRIUS	49
PRIUS (PLUG-IN HYBRID)	49
PRIUS +/- PRIUS V	49
PRIUS C	49
PRIUS C / AQUA	49
PRIUS V/ +/- $\alpha$	49

# SPECIFIC INDEX FOR TOYOTA

TOYOTA

CAR NAME	PAGE
PROBOX/ SUCCEED	49
PROGRES	49
PRONARD	50
PUBLICA	50
QUALIS	50
QUICKDELIVERY	50
RACTIS	50
RAUM	50
RAV4, VANGUARD	50
REIZ	51
RUKUS	51
RUSH	51
SAI	51
SCEPTER	51
SERA	51
SIENNA	51
SOARER, LEXUS SC	51
SPACIO	52
SPARKY	52
STARLET	52
STOUT	52
SUPRA	52
T. U. V	53
T100	53
TACOMA	53
TOWN ACE, MASTER ACE, MODEL F	53
TOYOTA1000	54
TUNDRA	54
TUNDRA, SEQUOIA	54
URBAN CRUISER	55
VAN	55
VENZA	55
VEROSSA	55
VERSO	55
VERSO-S	55
VIOS, SOLUNA	55
VOLTZ	56
WILL CYPHA	56

CAR NAME	PAGE
WILL VI	56
WILL VS	56
WINDOM, LEXUS ES	56
WISH	56
YARIS, ECHO , VITZ, PLATZ, FUNCARGO	56
ZELAS	57

CAR NAME	PAGE	
LEXUS	CT	44
	ES	44
	GS	45
	GX	45
	HS	45
	IS	45
	LS	45
	LX	45
	RX	45
	SC	46
SCION	FR-S	51
	IQ	51
	TC	51
	XA	51
	XB	51
	XD	51

# TOYOTA

Model	Year	Engine Type	Body Type	Remarks	AISIN No.	Genuine No.	
<b>4 RUNNER</b>	2200	88.08-96.11	4Y#	YN106,13#		<b>WPT-016A</b>	16100-79037
		96.11-97.08	4Y	YN106		<b>WPT-016A</b>	16100-79037
	2400	83.08-87.08	2L#	LN5#,6#		—	16100-59139
		84.08-88.12	22R#	RN5#,6#,7#		—	16100-39346
		88.08-95.01	22R#	RN12#,8#,90		—	16100-39346
		88.08-99.09	22R#	RN10#,110,13#		—	16100-39346
		88.12-89.03	22REC	RN61		—	16100-39346
		92.02-95.01	22RE	RN101,110		—	16100-39346
	2700	95.11-	3RZFE	RZN18#		<b>WPT-044</b>	16100-79445
		09.11-	2TRFE	TRN28#		<b>WPT-044</b>	16100-79445
	2800	88.08-97.01	3L	LN13#		<b>WPT-001</b>	16100-59257
		88.08-00.08	3L	LN10#,111		<b>WPT-001</b>	16100-59257
		00.08-01.06	3L	LN107		<b>WPT-001</b>	16100-59257
	3000	87.11-89.03	3VZE	VZN6#		—	16100-69465
		88.08-89.12	3VZE	VZN10#,110	RIGHT HUNDLE	—	16100-69465
		88.08-90.02	3VZE	VZN105,110	ATM	<b>WPT-030</b>	16100-69475
		88.08-90.02	3VZE	VZN85,90		—	16100-69465
		88.08-90.02	3VZE	VZN85,90	TOWING PACKAGE, 10T	<b>WPT-030</b>	16100-69475
		88.08-92.08	3VZE	VZN120,85,95		<b>WPT-030</b>	16100-69475
		88.08-92.08	3VZE	VZN13#		<b>WPT-030</b>	16100-69475
		89.12-90.02	3VZE	VZN100	DLX	—	16100-69465
		89.12-90.02	3VZE	VZN100	SR5	<b>WPT-030</b>	16100-69475
		89.12-90.02	3VZE	VZN105	CANADA	<b>WPT-030</b>	16100-69475
		89.12-90.02	3VZE	VZN105	USA	—	16100-69465
		89.12-90.02	3VZE	VZN110	RIGHT HUNDLE	—	16100-69465
		90.02-92.08	3VZE	VZN10#,110,13#		<b>WPT-030</b>	16100-69475
		92.08-95.11	3VZE	VZN100,110,13#		<b>WPT-032</b>	16100-69485
		92.08-95.11	3VZE	VZN120,85,9#		<b>WPT-032</b>	16100-69485
		92.08-95.11	3VZE	VZN13#		<b>WPT-032</b>	16100-69485
		93.08-95.01	3VZE	VZN110	4FC	—	16100-69495
		93.08-95.01	3VZE	VZN90	RIGHT HUNDLE	—	16100-69495
		95.11-00.05	1KZT	KZN185		<b>WPT-109</b>	16100-69356
		00.05-	1KZ#	KZN185		<b>WPT-109</b>	16100-69356
01.06-04.01	5L	LN205		—	16100-09092		
01.06-04.01	5L	LN205		<b>WPTS-005</b>	16100-09102		
01.06-04.12	5L	LN205		<b>WPT-001</b>	16100-59257		
01.08-	1KZTE	KZN205		<b>WPT-109</b>	16100-69356		
02.11-	1KZTE	KZN215		<b>WPT-109</b>	16100-69356		
3378	96-02	5VZFE			<b>WPT-100</b>	16100-69396	
	96-02	5VZFE			—	16100-69395	
3400	95.11-	5VZFE	VZN18#		—	16100-69545	
4000	02.11-	1GRFE	GRN21#		<b>WPT-136</b>	16100-39406	
	09.08-	1GRFE	GRN28#		<b>WPT-169</b>	16100-39545	
4700	02.08-	2UZFE	UZN21#		<b>WPT-125</b>	16100-59276	
<b>86, GT86</b>	2000	12.03-	FA20	ZN6,ZN6A#	—	SU003-00401	
<b>ALLION, PREMIO</b>	1500	01.12-	1NZFE	NZT240	<b>WPT-111</b>	16100-29157	

※ : Components may slightly differ from GENUINE No.

◇ : Complete Assembly Only.

& : Part No. requires additional components for installation.



# TOYOTA

Model	Year	Engine Type	Body Type	Remarks	AISIN No.	Genuine No.	
<b>ALLION, PREMIO</b>	1500	07.05-	1NZFE	NZT260		<b>WPT-111</b>	16100-29157
	1800	01.12-	1ZZFE	ZZT24#		<b>WPT-106</b>	16100-29415
		07.05-12.12	2ZR#	ZRT26#		<b>WPT-140</b>	16100-39466
	2000	01.12-	1AZFSE	AZT240		<b>WPT-129</b>	16100-28041
07.05-12.12		3ZRFAE	ZRT26#		<b>WPT-140</b>	16100-39466	
<b>ALPHARD, VELLFIRE</b>	2400	02.05-	2AZFE	ANH1#	HV	<b>WPT-129</b>	16100-28041
		03.07-	2AZFXE	ATH10		<b>WPT-135</b>	16100-28051
		08.04-	2AZFE	ANH2#		<b>WPTS-008</b>	16100-0H050
		08.04-	2AZFE	ANH2#		<b>WPT-129</b>	16100-28041
		11.10-	2AZ#	ATH20		<b>WPT-129</b>	16100-28041
	3000	02.05-	1MZFE	MNH1#	<b>WPT-057</b>	16100-29085	
	3500	08.04-	2GRFE	GGH2#	<b>WPT-142</b>	16100-39456	
<b>ALTEZZA, LEXUS IS</b>	2000	98.10-05.07	1GFE	GXE1#		<b>WPT-112</b>	16100-79285
		98.10-05.07	3SGE	SXE10		—	16100-79226
	3000	01.06-05.07	2JZGE	JCE1#		<b>WPT-116</b>	16100-49877
		01.06-05.07	2JZGE	JCE1#		<b>WPT-155</b>	16110-49156
<b>ARISTO, LEXUS GS</b>	3000	91.10-97.08	2JZGE	JZS147		<b>WPT-110</b>	16100-49838
		91.10-97.08	2JZGTE	JZS147		—	16110-46011
		97.08-05.01	2JZGE	JZS160		<b>WPT-116</b>	16100-49877
		97.08-05.01	2JZGE	JZS160		<b>WPT-155</b>	16110-49156
		97.08-05.01	2JZGTE	JZS161		※ <b>WPT-038</b>	16100-49847
		97.08-05.01	2JZGTE	JZS161		<b>WPT-038</b>	16110-49097
	4000	92.10-97.08	1UZFE	UZS143		—	16100-50023
<b>AURIS</b>	1300	08.09-	1NRFE	NRE150		<b>WPT-181</b>	16100-80004
		12.08-	1NRFE	NRE180		<b>WPT-181</b>	16100-80004
	1400	06.10-08.12	1NDTV	NDE150		<b>WPT-157</b>	16100-39395
		06.10-08.12	4ZZFE	ZZE150		<b>WPT-106</b>	16100-29415
		07.02-09.02	1NDTV	NDE150		<b>WPT-157</b>	16100-39395
		08.12-	1NDTV	NDE150		<b>WPT-180</b>	16100-39525
		09.02-	1NDTV	NDE150		<b>WPT-180</b>	16100-39525
		12.10-	1NDTV	NDE180		—	16100-09610
	1500	06.10-	1NZFE	NZE15#		<b>WPT-111</b>	16100-29157
		12.08-	1NZFE	NZE18#		<b>WPT-111</b>	16100-29157
	1600	06.10-	1ZR#	ZRE15#		<b>WPT-140</b>	16100-39466
		08.10-09.09	1ZR#	ZRE15#		—	16100-09500
		09.09-	1ZR#	ZRE15#		<b>WPT-140</b>	16100-09501
		12.10-	1ZRFAE	ZRE185		<b>WPT-140</b>	16100-09501
		12.10-	1ZRFAE	ZRE185		<b>WPT-140</b>	16100-39466
	1800	06.10-10.01	2ZRFE	ZRE15#		<b>WPT-140</b>	16100-39466
		08.10-09.09	2ZRFE	ZRE15#		—	16100-09500
		08.12-	2ZRFAE	ZRE15#		<b>WPT-140</b>	16100-39466
		09.02-09.09	2ZRFAE	ZRE15#		—	16100-09500
		09.09-	2ZRFAE	ZRE15#		<b>WPT-140</b>	16100-09501
09.09-10.01		2ZRFE	ZRE15#		<b>WPT-140</b>	16100-09501	
10.06-12.04		2ZRFXE	ZWE150	HV	<b>WPT-190</b>	161A0-39015	
12.04-		2ZRFXE	ZWE150	HV	<b>WPT-190</b>	161A0-29015	

※ : Components may slightly differ from GENUINE No.

◇ : Complete Assembly Only.

& : Part No. requires additional components for installation.

# TOYOTA

Model	Year	Engine Type	Body Type	Remarks	AISIN No.	Genuine No.	
<b>AURIS</b>	1800	12.08-	2ZRFAE	ZRE186		<b>WPT-195</b>	16100-39565
		12.08-	2ZRFE	ZRE18#		<b>WPT-140</b>	16100-39466
	2000	06.10-09.10	1ADFTV	ADE150		<b>WPT-145</b>	16100-29495
		07.02-	1ADFTV	ADE15#		<b>WPT-145</b>	16100-09340
		12.10-	1ADFTV	ADE186		—	16100-09580
2200	07.02-	2ADFHV	ADE15#		<b>WPT-145</b>	16100-09340	
<b>AVALON</b>	3000	94.09-	1MZFE	MCX10		<b>WPT-057</b>	16100-29085
		99.08-05.01	1MZFE	MCX20		<b>WPT-057</b>	16100-29085
	3500	05.01-07.07	2GRFE	GSX30		<b>WPT-142</b>	16100-39456
		07.07-09.01	2GRFE	GSX30		<b>WPT-803</b>	16100-09440
		09.01-	2GRFE	GSX30		<b>WPT-803</b>	16100-09441
12.10-	2GRFE	GSX40		<b>WPT-803</b>	16100-09441		
<b>AVANZA</b>	1300	03.12-	K3VE	F601		<b>WPT-117</b>	16100-B9010
		03.12-06.08	K3DE	F601		<b>WPT-117</b>	16100-B9010
	1500	06.08-	3SZVE	F602		<b>WPT-117</b>	16100-B9010
11.11-		3SZVE	F65#		<b>WPT-117</b>	16100-B9010	
<b>AVENSIS, PICNIC, VERSO</b>	1600	97.10-00.07	4AFE	AT220		<b>WPT-108</b>	16100-19355
		97.10-00.07	4AFE	AT220		—	16110-09021
		00.07-	3ZZFE	ZZT22#		<b>WPT-106</b>	16100-29415
		03.01-08.11	3ZZFE	ZZT25#		<b>WPT-106</b>	16100-29415
		08.11-	1ZRFAE	ZRT270,271		<b>WPT-140</b>	16100-39466
		08.11-09.09	1ZRFAE	ZRT270,271		—	16100-09500
		09.09-	1ZRFAE	ZRT270,271		<b>WPT-140</b>	16100-09501
	1800	97.10-00.07	7AFE	AT221		<b>WPT-033A</b>	16100-19305
		97.10-00.07	7AFE	AT221		—	16110-09031
		97.10-00.07	7AFE	AT221		<b>WPT-078</b>	16110-19185
		00.07-	1ZZFE	ZZT22#		<b>WPT-106</b>	16100-29415
		03.01-08.11	1ZZFE	ZZT25#		<b>WPT-106</b>	16100-29415
		08.11-	2ZRFAE	ZRT270,271		<b>WPT-140</b>	16100-39466
		08.11-09.09	2ZRFAE	ZRT270,271		—	16100-09500
	09.09-	2ZRFAE	ZRT270,271		<b>WPT-140</b>	16100-09501	
	2000	96.09-	3SFE	SXM10		<b>WPTK-010</b>	16100-79186
		97.10-	3SFE	ST220		<b>WPTK-010</b>	16100-79186
		97.10-98.11	2CT#	CT220		<b>WPT-126</b>	16100-64H06
		98.11-00.07	2CT#	CT220		<b>WPT-126</b>	16100-69435
		99.08-	1CDFTV	CDT220		<b>WPT-120</b>	16100-29135
		00.07-	1AZFSE	AZT220		<b>WPT-129</b>	16100-28041
		01.05-03.10	1AZFE	ACM20	PICNIC/ VERSO	<b>WPT-129</b>	16100-28041
		01.05-05.07	1CDFTV	CLM20	PICNIC/ VERSO	<b>WPT-120</b>	16100-29135
03.01-		1AZ#	AZT25#		<b>WPT-129</b>	16100-28041	
03.03-06.04		1CDFTV	CDT250		<b>WPT-118</b>	16100-29185	
03.10-		1AZFE	ACM2#	PICNIC/ VERSO	<b>WPT-129</b>	16100-28041	
06.04-		1ADFTV	ADT25#		<b>WPT-145</b>	16100-09340	
08.11-		1ADFTV	ADT27#		<b>WPT-145</b>	16100-09340	
08.11-	1ADFTV	ADT27#		<b>WPT-145</b>	16100-29495		
08.11-	1AZFE	AZT270		<b>WPT-129</b>	16100-28041		

※ : Components may slightly differ from GENUINE No.

◇ : Complete Assembly Only.

& : Part No. requires additional components for installation.

# TOYOTA

TOYOTA

Model	Year	Engine Type	Body Type	Remarks	AISIN No.	Genuine No.	
<b>AVENSIS, PICNIC, VERSO</b>	2000	08.11-	3ZR#	ZRT272		<b>WPT-140</b>	16100-39466
		11.11-	1ADFTV	ADT270	AISIN	—	16100-09580
		11.11-	1ADFTV	ADT270	SED	—	16100-09340
	2200	97.09-98.11	3CTE	CXM10	PICNIC	<b>WPT-126</b>	16100-64H06
		98.11-	3CTE	CXM10	PICNIC	<b>WPT-126</b>	16100-69435
		05.04-	2AD#	ADT25#		<b>WPT-145</b>	16100-09340
		08.11-	2ADFHV	ADT271		<b>WPT-145</b>	16100-09340
		08.11-	2ADFHV	ADT271		<b>WPT-145</b>	16100-29495
		08.11-11.11	2ADFTV	ADT27#		<b>WPT-145</b>	16100-09340
		08.11-11.11	2ADFTV	ADT27#		<b>WPT-145</b>	16100-29495
	2400	11.11-	2AD#	ADT271		<b>WPT-145</b>	16100-09340
		03.01-	2AZFSE	AZT25#		<b>WPT-129</b>	16100-28041
	03.10-	2AZFE	ACM2#		<b>WPT-129</b>	16100-28041	
<b>AYGO</b>	1000	05.02-05.08	1KRFE	KGB10		—	16100-09240
		05.08-	1KRFE	KGB10		<b>WPT-186</b>	16100-09530
	1400	05.05-10.09	2WZTV	WNB10		—	SU001-00596
<b>BB</b>	1300	00.01-05.12	2NZFE	NCP3#		<b>WPT-111</b>	16100-29157
		06.01-	K3VE	QNC2#		<b>WPT-117</b>	16100-B9010
	1500	00.01-05.12	1NZFE	NCP3#		<b>WPT-111</b>	16100-29157
		06.01-	3SZVE	QNC2#		<b>WPT-117</b>	16100-B9010
<b>BELTA</b>	1000	05.11-12.06	1KRFE	KSP92		<b>WPT-186</b>	16100-80007
	1300	05.11-12.06	2NZFE	NCP96		<b>WPT-111</b>	16100-29157
		05.11-12.06	2SZFE	SCP92		<b>WPT-117</b>	16100-29117
<b>BLADE</b>	2400	06.12-	2AZFE	AZE15#		<b>WPTS-008</b>	16100-0H050
		10.11-	2AZFE	AZE15#		<b>WPT-129</b>	16100-28041
	3500	07.08-	2GRFE	GRE156		<b>WPT-142</b>	16100-39456
<b>BLIZZARD</b>	2400	84.05-90.02	2L#	LD2#		—	16100-59139
<b>BREVIS</b>	2500	01.05-01.08	1JZFSE	JCG1#		<b>WPT-121</b>	16100-80009
		01.05-01.08	1JZFSE	JCG1#		<b>WPT-124</b>	16110-49148
		01.08-	1JZFSE	JCG10,11		<b>WPT-121</b>	16100-80009
		01.08-	1JZFSE	JCG10,11		<b>WPT-124</b>	16110-49148
		01.10-	1JZFSE	JCG15		<b>WPT-116</b>	16100-49877
		01.10-	1JZFSE	JCG15		<b>WPT-155</b>	16110-49156
	3000	01.05-01.08	2JZFSE	JCG1#		<b>WPT-121</b>	16100-80009
		01.05-01.08	2JZFSE	JCG1#		<b>WPT-124</b>	16110-49148
		01.08-	2JZFSE	JCG10,11		<b>WPT-121</b>	16100-80009
		01.08-	2JZFSE	JCG10,11		<b>WPT-124</b>	16110-49148
<b>CALDINA</b>	1500	92.11-	5EFE	ET196		<b>WPT-011A</b>	16100-19226
		92.11-96.11	5EFE	ET196		<b>WPT-107A</b>	16110-19106
		96.11-	5EFE	ET196		<b>WPT-006</b>	16110-19107
	1800	92.11-	4SFE	ST19#		<b>WPTK-010</b>	16100-79186
		96.01-97.08	7AFE	AT191		<b>WPT-033A</b>	16100-19305
		96.01-97.08	7AFE	AT191	AISAN	—	16110-19176
		96.01-97.08	7AFE	AT191	AISIN	<b>WPT-078</b>	16110-19185
		97.08-	7AFE	AT211		<b>WPT-033A</b>	16100-19305
97.08-	7AFE	AT211	AISAN	—	16110-19176		

※ : Components may slightly differ from GENUINE No.

◇ : Complete Assembly Only.

& : Part No. requires additional components for installation.



# TOYOTA

Model	Year	Engine Type	Body Type	Remarks	AISIN No.	Genuine No.	
<b>CALDINA</b>	1800	97.08-	7AFE	AT211	AISIN	<b>WPT-078</b>	16110-19185
		02.09-	1ZZFE	ZZT241		<b>WPT-106</b>	16100-29415
	2000	92.11-	3SFE	ST19#		<b>WPTK-010</b>	16100-79186
		92.11-98.11	2C#	CT19#		<b>WPT-126</b>	16100-64H06
		95.02-97.08	3SGE	ST195		—	16100-79226
		97.08-	3SFE	ST21#		<b>WPTK-010</b>	16100-79186
		97.08-	3SG#	ST21#		—	16100-79226
		02.09-	1AZFSE	AZT24#		<b>WPT-129</b>	16100-28041
		02.09-	3SGTE	ST246		—	16100-79226
	2200	97.04-98.11	3CE	CT19#		<b>WPT-126</b>	16100-64H06
		97.08-98.11	3CTE	CT216		<b>WPT-126</b>	16100-64H06
		98.11-	3CE	CT19#		<b>WPT-126</b>	16100-69435
		98.11-02.09	3CTE	CT216		<b>WPT-126</b>	16100-69435
<b>CAMI</b>	1300	99.05-00.05	HCEJ	J100		—	16100-B9250
		00.05-01.12	K3V#	J102,122		※ <b>WPT-183</b>	16100-B9150
		01.12-	K3V#	J102,122		<b>WPT-117</b>	16100-B9010
<b>CAMRY, AURION, VISTA</b>	1800	82.03-86.07	1S#	SV10,11		—	16100-69077
		82.10-86.10	1SL	SV1#		—	16100-69077
		83.08-86.07	1CTLC	CV1#		※ <b>WPT-004</b>	16100-64H04
		83.08-86.10	1CTL	CV1#		※ <b>WPT-004</b>	16100-64H04
		86.08-88.08	1SI	SV20		—	16100-69077
		86.10-	1S	SV20		—	16100-69077
		86.11-87.10	1SI	SV20		—	16100-69077
		88.08-90.07	4SFI	SV2#		<b>WPTK-010</b>	16100-79186
		90.07-94.06	4SFE	SV3#		<b>WPTK-010</b>	16100-79186
		94.06-	4SFE	SV4#		<b>WPTK-010</b>	16100-79186
	98.06-	1ZZFE	ZZV50		<b>WPT-106</b>	16100-29415	
	2000	82.03-86.07	2SELU	SV10,11		—	16100-69077
		82.10-86.10	2SE#	SV1#		—	16100-69077
		83.01-86.07	2SELC	SV11		—	16100-69077
		83.08-86.07	2CTLC	CV1#		※ <b>WPT-004</b>	16100-64H04
		83.08-86.10	2CTL	CV1#		※ <b>WPT-004</b>	16100-64H04
		84.06-86.07	3SGELU	SV12		—	16100-79096
		86.08-90.05	2CT	CV20		※ <b>WPT-004</b>	16100-64H04
		86.08-90.07	3SGE	SV21		—	16100-79096
		86.08-91.09	3SFE	SV21		<b>WPTK-010</b>	16100-79186
		87.04-90.07	1VZFE	VZV20		<b>WPT-002</b>	16100-69455
		87.10-91.06	3SFE	SV2#		<b>WPTK-010</b>	16100-79186
		89.08-91.09	3SFE	SV21		—	16100-09030
		90.05-91.06	2CT	CV20		<b>WPT-126</b>	16100-64H06
		90.07-92.06	3SGE	SV32,33		—	16100-79176
		90.07-92.08	1VZFE	VZV3#		<b>WPT-002</b>	16100-69455
		90.07-94.06	2CT	CV30		<b>WPT-126</b>	16100-64H06
90.07-94.06		3SFE	SV3#		<b>WPTK-010</b>	16100-79186	
92.08-	3SFE	SXV1#		JPP	<b>WPTK-010</b>	16100-79186	
94.06-	3SFE	SV4#			<b>WPTK-010</b>	16100-79186	

※ : Components may slightly differ from GENUINE No.

◇ : Complete Assembly Only.

& : Part No. requires additional components for installation.

# TOYOTA

Model	Year	Engine Type	Body Type	Remarks	AISIN No.	Genuine No.		
<b>CAMRY, AURION, VISTA</b>	2000	98.06-	3SF#	SV5#		<b>WPTK-010</b>	16100-79186	
		01.08-	1AZFE	ACV3#		<b>WPT-129</b>	16100-28041	
		01.08-	1AZFSE	AZV5#		<b>WPT-129</b>	16100-28041	
		02.03-06.11	1AZFE	ACV3#		<b>WPT-129</b>	16100-0H020	
		02.03-06.11	1AZFE	ACV3#		<b>WPT-129</b>	16100-0H030	
		02.03-06.11	1AZFE	ACV3#		<b>WPT-129</b>	16100-28041	
		06.05-11.12	1AZFE	ACV4#	TAIWAN	<b>WPTS-008</b>	16100-0H060	
		06.05-12.06	1AZFE	ACV41		<b>WPTS-008</b>	16100-0H050	
		09.02-	1AZFE	AHV41		<b>WPTS-008</b>	16100-0H050	
		11.12-	1AZFE	ACV51		<b>WPTS-008</b>	16100-0H050	
		11.12-	1AZFE	ACV51	TAIWAN	<b>WPTS-008</b>	16100-0H060	
		2200	91.06-	5SFE	SXV1#		<b>WPTK-010</b>	16100-79186
			91.09-96.07	5SFE	SXV10		—	16100-09040
94.06-	3CT		CV4#		<b>WPT-059</b>	16100-69377		
96.07-	5SF#		SXV2#		—	16100-09040		
96.07-	5SF#		SXV2#		—	16100-79186		
2400	01.07-	2AZFE	ACV3#		<b>WPT-129</b>	16100-28041		
	01.07-	2AZFE	ACV30	USA	<b>WPT-801</b>	16100-0H010		
	02.03-06.11	2AZFE	ACV3#		<b>WPT-129</b>	16100-0H030		
	02.03-06.11	2AZFE	ACV3#	TAIWAN	<b>WPT-129</b>	16100-0H020		
	06.01-	2AZFE	ACV4#		<b>WPTS-008</b>	16100-0H050		
	06.01-	2AZFE	ACV40		<b>WPT-129</b>	16100-28041		
	06.01-09.03	2AZFE	ACV40		<b>WPT-801</b>	16100-0H010		
	06.03-	2AZFXE	AHV40		<b>WPT-129</b>	16100-28041		
	06.05-11.12	2AZFE	ACV4#	TAIWAN	<b>WPTS-008</b>	16100-0H060		
	06.06-	2AZFE	ACV40		<b>WPT-129</b>	16100-0H030		
2500	06.10-	2AZFXE	AHV40		<b>WPT-801</b>	16100-0H010		
	09.02-	3AZFXE	AHV41		<b>WPTS-008</b>	16100-0H050		
	88.02-	2VZFE	VZV21		<b>WPT-002</b>	16100-69455		
	91.05-94.06	4VZFE	VZV3#		<b>WPT-002</b>	16100-69455		
	96.12-	2MZFE	MCV2#		<b>WPT-057</b>	16100-29085		
	09.01-	2ARFE	ASV40		<b>WPT-194</b>	16100-39515		
	09.03-	2ARFE	ASV40		<b>WPT-805</b>	16100-09515		
	11.08-	2ARFE	ASV50		<b>WPT-194</b>	16100-39515		
	11.08-	2ARFXE	AVV50	HV	<b>WPT-191</b>	161A0-39025		
	11.09-	2ARFE	ASV50		<b>WPT-805</b>	16100-09515		
3000	11.12-	2ARFE	ASV50	TAIWAN	—	16100-09600		
	12.05-	4ARFXE	AVV50	HV	<b>WPT-191</b>	161A0-39025		
	91.06-97.08	3VZFE	VCV10		<b>WPT-002</b>	16100-69455		
	93.08-	1MZFE	MCV10		<b>WPT-057</b>	16100-29085		
	96.07-	1MZFE	MCV20		<b>WPT-057</b>	16100-29085		
3300	01.07-	1MZFE	MCV3#		<b>WPT-057</b>	16100-29085		
	01.07-	3MZFE	MCV3#		<b>WPT-057</b>	16100-29085		
3500	06.01-	2GRFE	GSV40		<b>WPT-142</b>	16100-39456		
	06.02-09.01	2GRFE	GSV40		<b>WPT-803</b>	16100-09440		
	09.01-11.08	2GRFE	GSV40		<b>WPT-803</b>	16100-09441		

※ : Components may slightly differ from GENUINE No.

◇ : Complete Assembly Only.

& : Part No. requires additional components for installation.

# TOYOTA

TOYOTA

Model	Year	Engine Type	Body Type	Remarks	AISIN No.	Genuine No.	
<b>CAMRY,</b>	3500	11.08-	2GRFE	GSV50		<b>WPT-142</b>	16100-39456
		11.09-	2GRFE	GSV50		<b>WPT-803</b>	16100-09441
<b>AURION, VISTA</b>							
<b>CARINA</b>	1500	81.09-87.12	3AU	AA60		<b>WPT-072</b>	16100-19037
		81.09-87.12	3AU	AA60		—	16110-19115
		83.08-88.04	5KJ	KA67		—	16100-19077
		84.05-88.04	3ALU	AT15#		<b>WPT-022</b>	16100-19106
		84.05-88.04	3ALU	AT15#		<b>WPT-008A</b>	16110-19047
		88.05-89.10	3E	ET176		—	16100-19195
		88.05-92.11	3E	ET176		<b>WPT-107A</b>	16110-19106
		88.05-92.11	5AF#	AT17#		<b>WPT-046A</b>	16100-19205
		88.05-92.11	5AF#	AT17#	AISAN	—	16110-19086
		88.05-92.11	5AF#	AT17#	AISIN	<b>WPT-003A</b>	16110-19076
		89.10-92.11	3E	ET176		<b>WPT-011A</b>	16100-19226
		92.08-96.08	5AFE	AT190,192		—	16100-19355
		92.08-96.08	5AFE	AT190,192	AISAN	◇ <b>WPT-108</b>	16110-19146
		92.08-96.08	5AFE	AT190,192	AISIN	<b>WPT-018</b>	16110-19205
		96.08-	5AFE	AT212		—	16100-19355
		96.08-	5AFE	AT212	AISAN	◇ <b>WPT-108</b>	16110-19146
	96.08-	5AFE	AT212	AISIN	<b>WPT-018</b>	16110-19205	
	1600	83.05-85.07	4AGEU	AA63		※ <b>WPT-052</b>	16100-19095
		83.05-85.07	4AGEU	AA63		<b>WPT-052</b>	16110-19155
		83.10-87.11	4AL#	AT151		<b>WPT-022</b>	16100-19106
		83.10-87.11	4AL#	AT151		<b>WPT-008A</b>	16110-19047
		84.05-88.04	4AELU	AT15#		<b>WPT-022</b>	16100-19106
		84.05-88.04	4AELU	AT15#		<b>WPT-008A</b>	16110-19047
		85.08-88.04	4AGELU	AT160		※ <b>WPT-055</b>	16100-19115
		85.08-88.04	4AGELU	AT160		<b>WPT-055</b>	16110-19165
		87.12-92.11	4AF#	AT17#		<b>WPT-046A</b>	16100-19205
		87.12-92.11	4AF#	AT17#	AISAN	—	16110-19086
		87.12-92.11	4AF#	AT17#	AISIN	<b>WPT-003A</b>	16110-19076
		88.05-92.08	4AGE	AT171		※ <b>WPT-055</b>	16100-19115
		88.05-92.08	4AGE	AT171		<b>WPT-055</b>	16110-19165
		88.05-92.11	4AF#	AT17#		<b>WPT-046A</b>	16100-19205
		88.05-92.11	4AF#	AT17#	AISAN	—	16110-19086
88.05-92.11		4AF#	AT17#	AISIN	<b>WPT-003A</b>	16110-19076	
92.02-96.08	4AFE	AT190		—	16100-19355		
92.02-96.08	4AFE	AT190	AISAN	◇ <b>WPT-108</b>	16110-19146		
92.02-96.08	4AFE	AT190	AISIN	<b>WPT-018</b>	16110-19205		
92.08-96.08	4AFE	AT192		—	16100-19355		
92.08-96.08	4AFE	AT192	AISAN	◇ <b>WPT-108</b>	16110-19146		
92.08-96.08	4AFE	AT192	AISIN	<b>WPT-018</b>	16110-19205		
94.12-97.10	4AFE	AT190		—	16110-09021		
96.08-	4AGE	AT210		<b>WPT-158</b>	16100-19285		
96.08-	4AGE	AT210		<b>WPT-082</b>	16110-19195		
1800	81.09-88.04	1SU	SA60		—	16100-69077	
	82.02-88.04	1C	CA6#		※ <b>WPT-004</b>	16100-64H04	

※ : Components may slightly differ from GENUINE No.

◇ : Complete Assembly Only.

& : Part No. requires additional components for installation.



# TOYOTA

Model	Year	Engine Type	Body Type	Remarks	AISIN No.	Genuine No.	
<b>CARINA</b>	1800	82.10-85.07	3TGTEU	TA63		—	16030-88280
		82.10-85.07	3TGTEU	TA63		—	16100-88280
		83.10-88.04	1S#	ST15#		—	16100-69077
		85.08-89.08	1S#	ST160		—	16100-69077
		87.08-89.08	1SILU	ST160		—	16110-69037
		87.08-89.08	4SFI	ST162,163		<b>WPTK-010</b>	16100-79186
		88.05-92.11	4SF#	ST170		<b>WPTK-010</b>	16100-79186
		89.09-90.01	4SFI	ST18#		—	16100-79136
		90.01-90.08	4SFI	ST180,181		<b>WPTK-010</b>	16100-79186
		90.08-93.09	4SFE	ST18#		<b>WPTK-010</b>	16100-79186
		92.08-96.08	4SFE	ST19#		<b>WPTK-010</b>	16100-79186
		93.09-	4SFE	ST200,201,202,203		<b>WPTK-010</b>	16100-79186
		94.08-	7AFE	AT191	AISAN	—	16110-19176
		94.08-	7AFE	AT191	AISIN	<b>WPT-033A</b>	16100-19305
		94.08-	7AFE	AT191	AISIN	<b>WPT-078</b>	16110-19185
		94.08-	7AFE	AT191	SEM	—	16110-09031
	2000	83.10-87.11	2SEL	ST15#		—	16100-69077
		83.10-88.04	2CL	CT150		※ <b>WPT-004</b>	16100-64H04
		85.08-89.08	3SGELU	ST162		—	16100-79096
		87.08-89.08	3SFE	ST162,163		<b>WPTK-010</b>	16100-79186
		87.12-90.05	2C	CT17#		※ <b>WPT-004</b>	16100-64H04
		87.12-92.11	3SF#	ST171		<b>WPTK-010</b>	16100-79186
		89.09-90.08	3SFE	ST18#		<b>WPT-105</b>	16100-79136
		89.09-93.09	3SGE	ST182,183		—	16100-79176
		90.05-92.11	2C	CT17#		<b>WPT-126</b>	16100-64H06
		90.08-93.09	3SFE	ST18#		<b>WPTK-010</b>	16100-79186
		92.02-94.02	3SGE	ST191		—	16100-79206
		92.02-97.10	2C#	CT19#		<b>WPT-126</b>	16100-64H06
		92.02-97.10	3SFE	ST19#		<b>WPTK-010</b>	16100-79186
		93.09-	3SFE	ST200,201,202,203		<b>WPTK-010</b>	16100-79186
		93.09-	3SGE	ST202,205		—	16100-79226
		94.02-96.01	3SGE	ST191		—	16100-79226
		96.08-	3SFE	ST215		<b>WPTK-010</b>	16100-79186
96.08-98.11	2CT	CT21#		<b>WPT-126</b>	16100-64H06		
2200	97.04-98.11	3CTE	CT21#		<b>WPT-126</b>	16100-64H06	
	98.11-	3CTE	CT21#		<b>WPT-126</b>	16100-69435	
<b>CELICA</b>	1600	81.08-85.07	2T#	TA60		—	16100-28020
		81.08-85.07	2T#	TA60		—	16110-28010
		83.08-85.07	4AGE, 4AGEU	AA63		※ <b>WPT-052</b>	16100-19095
		83.08-85.07	4AGE, 4AGEU	AA63		<b>WPT-052</b>	16110-19155
		85.08-89.08	4AG#	AT160		※ <b>WPT-055</b>	16100-19115
		85.08-89.08	4AG#	AT160		<b>WPT-055</b>	16110-19165
		85.08-89.08	4AL	AT160		<b>WPT-022</b>	16100-19106
		85.08-89.08	4AL	AT160	AISIN	<b>WPT-008A</b>	16110-19047
		89.09-93.11	4AFE	AT180		<b>WPT-046A</b>	16100-19205
		89.09-93.11	4AFE	AT180	AISAN	—	16110-19086

※ : Components may slightly differ from GENUINE No.

◇ : Complete Assembly Only.

& : Part No. requires additional components for installation.

# TOYOTA

Model	Year	Engine Type	Body Type	Remarks	AISIN No.	Genuine No.	
<b>CELICA</b>	1600	89.09-93.11	4AFE	AT180	AISIN	<b>WPT-003A</b>	16110-19076
	1800	81.07-85.07	1SU	SA60		—	16100-69077
		82.10-85.07	3TGTEU, 4TGTEU	TA63,64		—	16030-88280
		82.10-85.07	3TGTEU, 4TGTEU	TA63,64		—	16100-88280
		85.08-89.08	1SILU	ST160		—	16100-69077
		87.08-89.08	4SFI	ST162,163		—	16100-79186
		87.12-89.08	1SILU	ST160		—	16110-69037
		93.09-	7AFE	AT200		<b>WPT-033A</b>	16100-19305
		93.09-	7AFE	AT200	AISAN	—	16110-19176
		93.09-	7AFE	AT200	AISIN	<b>WPT-078</b>	16110-19185
		99.08-06.04	1ZZFE	ZZT230		<b>WPT-106</b>	16100-29415
	99.08-06.04	2ZZGE	ZZT231		—	16100-29146	
	2000	81.07-85.12	1GEU	GA61		<b>WPT-035</b>	16100-79015
		82.08-85.12	1GGEU	GA61		<b>WPT-045</b>	16100-79025
		83.08-85.12	MTEU	MA63		※ <b>WPT-065</b>	16100-49696
		83.08-85.12	MTEU	MA63		—	16110-49066
		84.08-85.07	21R#	RA6#		—	16100-39346
		85.08-86.08	2SELC	ST161		—	16100-69077
		85.08-89.08	3SG#	ST162,182		—	16100-79096
		86.08-89.08	3SFE	ST162,163		<b>WPTK-010</b>	16100-79186
86.10-89.08		3SGTE	ST165		—	16100-79106	
86.10-89.08		3SGTE	ST165		<b>WPT-056</b>	16110-79115	
89.09-90.08		3SFE	ST182,183		<b>WPT-105</b>	16100-79136	
89.09-93.11		3SGE	ST182,183		—	16100-79176	
89.10-93.11		3SGTE	ST185		<b>WPT-151</b>	16100-79127	
90.08-93.09		3SFE	ST182,183		<b>WPTK-010</b>	16100-79186	
93.09-		3SFE	ST202,203		<b>WPTK-010</b>	16100-79186	
93.09-	3SGE	ST202		—	16100-79226		
94.02-	3SGTE	ST205		—	16100-79236		
2200	89.09-93.11	5SFE	ST184		—	16100-79136	
	91.08-93.09	5SFE	ST184		—	16100-79186	
	93.09-	5SFE	ST204		<b>WPTK-010</b>	16100-79186	
	93.11-	5SFE	ST204		<b>WPT-105</b>	16100-79136	
2400	84.08-85.07	22REC	RA6#		—	16100-39346	
2800	81.07-85.12	5MGE, 5MGEU	MA61		—	16100-49656	
	83.08-85.12	5ME	MA61		—	16100-49736	
	83.08-85.12	5ME	MA61		—	16110-49086	
<b>CELSIOR, LEXUS LS</b>	4000	89.11-94.10	1UZFE	UCF1#		<b>WPT-027</b>	16100-50023
		94.10-97.07	1UZFE	UCF2#		<b>WPT-027</b>	16100-50023
		97.07-	1UZFE	UCF2#		<b>WPT-125</b>	16100-59276
4300	00.08-	3UZFE	UCF3#		<b>WPT-125</b>	16100-59276	
<b>CENTURY</b>	4000	82.10-97.01	5VEU	VG4#		—	16100-52020
	5000	97.04-	1GZFE	GZG50		—	16100-39386
		97.04-	1GZFE	GZG50		—	16110-39046
<b>COASTER</b>	2400	84.08-93.01	22R	RB2#		<b>WPT-062</b>	16100-39356
	2700	93.09-99.07	3RZF	RZB40,50		<b>WPT-044</b>	16100-79445
		99.07-07.08	3RZFE	RZB40,5#		<b>WPT-044</b>	16100-79445

※ : Components may slightly differ from GENUINE No.

◇ : Complete Assembly Only.

& : Part No. requires additional components for installation.

# TOYOTA

Model	Year	Engine Type	Body Type	Remarks	AISIN No.	Genuine No.	
<b>COASTER</b>	2700	07.01-	2TRFE	TRB53		<b>WPT-044</b>	16100-79445
		07.08-	2TRFE	TRB40,50		<b>WPT-044</b>	16100-79445
	3400	82.05-88.08	3B	BB2#		—	16100-59085
		82.05-88.08	3B	BB2#		<b>WPT-074</b>	16100-59105
		82.05-88.08	3B	BB20,21	WITHOUT COOLER	<b>WPT-019</b>	16100-59076
		82.05-88.08	3B	BB3#		<b>WPT-074</b>	16100-59105
		84.08-88.08	13B	BB2#		—	16100-59085
		88.08-93.01	3B	BB2#		<b>WPT-080</b>	16100-59187
		88.08-93.01	3B	BB2#	MIDDLE EAST(WITH COOLER)	—	16100-59196
		88.08-93.01	3B	BB21	MIDDLE EAST(WITHOUT COOLER)	<b>WPT-039</b>	16100-59265
		88.08-93.01	3B	BB31		<b>WPT-080</b>	16100-59187
		93.01-99.07	3B	BB4#		<b>WPT-080</b>	16100-59187
	95.05-99.07	3B	BB5#		<b>WPT-080</b>	16100-59187	
	3700	88.08-93.01	14B	BB2#		<b>WPT-080</b>	16100-59187
		88.08-93.01	14B	BB2#	MIDDLE EAST(WITH COOLER)	—	16100-59196
		88.08-93.01	14B	BB31		<b>WPT-080</b>	16100-59187
		88.08-93.01	14B	BB32	MTM	<b>WPT-080</b>	16100-59187
		90.01-93.01	14B	BB32	ATM	<b>WPT-039</b>	16100-59265
		93.01-	14B	BB4#	LHD;HRF;26S;TAIWAN SPEC	<b>WPT-080</b>	16100-59187
		93.01-	14B	BB42	WITH COOLER OR/AND BATTERY (48D26R X2)	—	16100-59196
		93.01-07.01	14B	BB42	WITHOUT A/C	—	16100-59226
	95.05-04.08	14B	BB42	WITHOUT A/C	<b>WPT-039</b>	16100-59176	
	04.08-	14B	BB42	BATTERY(55D23R X2)	—	16100-59196	
	4000	82.05-93.01	12HT, 2H	HB3#		※ <b>WPT-051</b>	16100-69037
		86.10-93.01	3F	FB30		—	16100-69176
		86.10-93.01	3F	FB30		<b>WPT-029</b>	16110-61180
	4100	95.05-	15BF, 15BFT	BB4#,5#		<b>WPT-080</b>	16100-59187
		99.07-06.08	15BFTE	BB5#		<b>WPT-171</b>	16100-59295
		01.08-	1BZFPE, 15BFT	BB50,BZB40,50		<b>WPT-080</b>	16100-59187
		04.08-	N04C	XZB4#,5#		—	16100-78170
4200	90.01-93.01	1H#	HDB20,3#,HZB3#		<b>WPT-015</b>	16100-19235	
	93.01-	1H#	HDB5#,HZB4#,5#		<b>WPT-015</b>	16100-19235	
<b>COROLLA, SPRINTER, LEVIN, TRUENO, FIELDER, AXIO, ALLEX</b>	1300	82.05-86.04	2AU	AL2#		—	16100-19086
		82.12-87.07	4K#	KE70	EUROPE	—	16100-19017
		83.04-87.07	4K	KE70		—	16100-19077
		83.04-87.07	4KJ	KE72,74		—	16100-19077
		83.05-88.07	2AL#	AE8#		<b>WPT-022</b>	16100-19106
		83.05-88.07	2AL#	AE8#		<b>WPT-008A</b>	16110-19047
		83.07-87.07	4KU	KE73		—	16100-19166
		84.10-86.04	2EL	EE80	EXCEPT EUROPE	—	16100-19125
		84.10-86.04	2EL#	EE80	EUROPE	—	16100-19135
		84.10-88.07	2EL#	EE80		<b>WPT-107A</b>	16110-19106
		86.04-87.04	2EL#	EE80	EUROPE	—	16100-19195
		86.04-88.07	2EL	EE80	EXCEPT EUROPE	<b>WPT-011A</b>	16100-19226
		86.05-90.09	2E	EL3#		—	16100-19195

※ : Components may slightly differ from GENUINE No.

◇ : Complete Assembly Only.

& : Part No. requires additional components for installation.

# TOYOTA

TOYOTA

Model	Year	Engine Type	Body Type	Remarks	AISIN No.	Genuine No.
COROLLA, SPRINTER, LEVIN, 1300 TRUENO, FIELDER, AXIO, ALLEX	86.05-90.09	2E	EL3#		<b>WPT-107A</b>	16110-19106
	87.05-93.08	2E#	EE9#		—	16100-19195
	87.05-93.08	2E#	EE9#		<b>WPT-107A</b>	16110-19106
	90.09-94.09	4EFE	EL4#		<b>WPT-011A</b>	16100-19226
	90.09-94.09	4EFE	EL4#		<b>WPT-107A</b>	16110-19106
	91.06-	2E, 4EFE	EE10#		<b>WPT-011A</b>	16100-19226
	91.06-96.11	2E, 4EFE	EE10#		<b>WPT-107A</b>	16110-19106
	94.09-	4EFE	EL5#		<b>WPT-011A</b>	16100-19226
	94.09-96.11	4EFE	EL5#		<b>WPT-107A</b>	16110-19106
	95.05-	2E, 4EFE	EE11#		<b>WPT-011A</b>	16100-19226
	95.05-96.11	2E, 4EFE	EE11#		<b>WPT-107A</b>	16110-19106
	96.11-	2E, 4EFE	EE10#		<b>WPT-006</b>	16110-19107
	96.11-	2E, 4EFE	EE11#		<b>WPT-006</b>	16110-19107
	96.11-	4EFE	EL5#		<b>WPT-006</b>	16110-19107
	96.11-97.04	4EFE	EE111	3FC	<b>WPT-107A</b>	16110-19106
	00.08-	2NZFE	NZE12#		<b>WPT-111</b>	16100-29157
	08.08-	2NZFE	NZE140	ALTIS	<b>WPT-111</b>	16100-29157
	08.09-	1NRFE	NRE150		<b>WPT-181</b>	16100-80004
	12.04-	1NRFE	NRE160		<b>WPT-181</b>	16100-80004
	12.08-	1NRFE	NRE180		<b>WPT-181</b>	16100-80004
1400	99.10-02.01	4ZZFE	ZZE11#		<b>WPT-106</b>	16100-29415
	01.10-	4ZZFE	ZZE12#		<b>WPT-106</b>	16100-29415
	04.08-	1NDTV	NDE120		<b>WPT-157</b>	16100-39395
	06.10-09.02	1NDTV	NDE150		<b>WPT-157</b>	16100-39395
	06.10-09.02	4ZZFE	ZZE150		<b>WPT-106</b>	16100-29415
	08.12-	1NDTV	NDE150		<b>WPT-180</b>	16100-39525
	10.06-	1NDTV	NDE140	ALTIS	<b>WPT-180</b>	16100-39525
1500	82.05-88.01	3A#	AL2#		—	16100-19086
	83.04-87.07	5KJ	KE72,74		—	16100-19077
	83.05-87.04	3ALU	AE8#		<b>WPT-022</b>	16100-19106
	83.05-87.04	3ALU	NZE16#		<b>WPT-008A</b>	16110-19047
	83.05-87.04	3AU	AE85		<b>WPT-072</b>	16100-19037
	83.05-87.04	3AU	AE85		—	16110-19115
	86.05-90.09	1NT	NL30		<b>WPT-034</b>	16100-59235
	86.05-90.09	3E	EL3#		※ <b>WPT-107</b>	16100-19195
	86.05-90.09	3E#	EL3#		<b>WPT-107A</b>	16110-19106
	86.09-90.09	3ETE	EL31		<b>WPT-011A</b>	16100-19226
	87.05-89.08	3E	EE9#		※ <b>WPT-107</b>	16100-19195
	87.05-91.09	3E	EE9#		<b>WPT-107A</b>	16110-19106
	87.05-92.05	5AF#	AE91,95		<b>WPT-046A</b>	16100-19205
	87.05-92.05	5AF#	AE91,95	AISAN	—	16110-19086
	87.05-92.05	5AF#	AE91,95	AISIN	<b>WPT-003A</b>	16110-19076
	88.05-90.09	3EE	EL31		<b>WPT-011A</b>	16100-19226
	89.08-91.09	3E	EE9#		<b>WPT-011A</b>	16100-19226
	90.09-94.09	1NT	NL40		<b>WPT-034</b>	16100-59235
	90.09-94.09	5EF#	EL4#		<b>WPT-011A</b>	16100-19226

※ : Components may slightly differ from GENUINE No.

◇ : Complete Assembly Only.

& : Part No. requires additional components for installation.



# TOYOTA

Model	Year	Engine Type	Body Type	Remarks	AISIN No.	Genuine No.
COROLLA, SPRINTER, LEVIN, 1500 TRUENO, FIELDER, AXIO, ALLEX	90.09-94.09	5EF#	EL4#		<b>WPT-107A</b>	16110-19106
	91.06-	5AFE	AE10#		<b>WPT-108</b>	16100-19355
	91.06-	5AFE	AE10#	AISAN	◇ <b>WPT-108</b>	16110-19146
	91.06-	5AFE	AE10#	AISIN	<b>WPT-018</b>	16110-19205
	91.06-	5EFE	EE10#		<b>WPT-011A</b>	16100-19226
	91.06-94.08	3E	EE10#		<b>WPT-011A</b>	16100-19226
	91.06-94.08	3E	EE10#		<b>WPT-107A</b>	16110-19106
	91.06-96.11	5EFE	EE10#		<b>WPT-107A</b>	16110-19106
	94.09-	1NT	NL50		<b>WPT-034</b>	16100-59235
	94.09-	5EFE	EL5#		<b>WPT-011A</b>	16100-19226
	94.09-96.11	5EFE	EL5#		<b>WPT-107A</b>	16110-19106
	95.05-	5AFE	AE11#		—	16100-19355
	95.05-	5AFE	AE11#	AISAN	◇ <b>WPT-108</b>	16110-19146
	95.05-	5AFE	AE11#	AISIN	<b>WPT-018</b>	16110-19205
	95.05-00.08	5AFE	NZE16#	AISIN	<b>WPT-018</b>	16110-19205
	96.11-	5EFE	EE10#		<b>WPT-006</b>	16110-19107
	96.11-	5EFE	EL5#		<b>WPT-006</b>	16110-19107
	96.12-	5AFE	AL50		<b>WPT-018</b>	16110-19205
	96.12-	5AFE	AL50	SOLUNA	<b>WPT-108</b>	16100-19355
	98.10-	5AFE	AL50	SOLUNA	—	16100-09110
	00.08-	1NZFE	NZE12#		<b>WPT-111</b>	16100-29157
	06.09-	1NZFE	NZE14#		<b>WPT-111</b>	16100-29157
	07.10-	1NZFE	NZE151		<b>WPT-111</b>	16100-29157
	12.04-	1NZFE	NZE16#		<b>WPT-111</b>	16100-29157
1600	79.08-85.02	2T, 2TB	TE7#		—	16100-28020
	79.08-85.02	2T, 2TB	TE7#		—	16110-28010
	82.08-87.07	4A#	AE71		<b>WPT-072</b>	16100-19037
	83.05-87.04	4A, 4AC	AE86		—	16110-19115
	83.05-87.04	4AELU	AE8#		<b>WPT-022</b>	16100-19106
	83.05-87.04	4AELU	AE8#		<b>WPT-008A</b>	16110-19047
	83.05-87.07	4A, 4AC	AE86		<b>WPT-072</b>	16100-19037
	83.05-87.07	4AG#	AE86		※ <b>WPT-052</b>	16100-19095
	83.05-87.07	4AG#	AE86		<b>WPT-052</b>	16110-19155
	83.05-88.08	4AL#	AE8#		<b>WPT-022</b>	16100-19106
	83.05-88.08	4AL#	AE8#		<b>WPT-008A</b>	16110-19047
	84.10-87.07	4A	AE71		—	16110-19115
	84.10-88.08	4AG#	AE82		※ <b>WPT-055</b>	16100-19115
	84.10-88.08	4AG#	AE82		<b>WPT-055</b>	16110-19165
	87.05-93.08	4AG#	AE92		※ <b>WPT-055</b>	16100-19115
	87.05-93.08	4AG#	AE92		<b>WPT-055</b>	16110-19165
	87.05-95.08	4AF#	AE9#		<b>WPT-046A</b>	16100-19205
	87.05-95.08	4AF#	AE9#	AISAN	—	16110-19086
	87.05-95.08	4AF#	AE9#	AISIN	<b>WPT-003A</b>	16110-19076
	91.06-	4AFE	AE10#		—	16100-19355
	91.06-	4AFE	AE10#	AISAN	◇ <b>WPT-108</b>	16110-19146
	91.06-	4AFE	AE10#	AISIN	<b>WPT-018</b>	16110-19205

※ : Components may slightly differ from GENUINE No.

◇ : Complete Assembly Only.

& : Part No. requires additional components for installation.

# TOYOTA

TOYOTA

Model	Year	Engine Type	Body Type	Remarks	AISIN No.	Genuine No.	
COROLLA, SPRINTER, LEVIN, 1600 TRUENO, FIELDER, AXIO, ALLEX	91.06-95.05	4AGE	AE101		※WPT-050	16100-19245	
	91.06-95.05	4AGE	AE101		WPT-050	16110-19125	
	91.06-95.05	4AGZE	AE101		※WPT-055	16100-19115	
	91.06-95.05	4AGZE	AE101		WPT-055	16110-19165	
	92.05-	4AF	AE101		WPT-046A	16100-19205	
	92.05-	4AF	AE101	AISAN	—	16110-19086	
	92.05-	4AF	AE101	AISIN	WPT-003A	16110-19076	
	94.12-99.05	4AFE	AE101	TURKEY	—	16110-09021	
	95.05-	4AFE	AE11#		—	16100-19355	
	95.05-98.07	4AFE	AE11#	AISIN	WPT-018	16110-19205	
	95.05-00.08	4AGE	AE101		WPT-158	16100-19285	
	95.05-00.08	4AGE	AE101		WPT-082	16110-19195	
	95.05-00.08	4AGE	AE111		WPT-158	16100-19285	
	95.05-00.08	4AGE	AE111		WPT-082	16110-19195	
	96.10-	4AFE	AE11#	AISAN	◇WPT-108	16110-19146	
	97.04-01.09	4AF	AE111		WPT-046A	16100-19205	
	97.04-01.09	4AF	AE111	AISAN	—	16110-19086	
	97.04-01.09	4AF	AE111	AISIN	WPT-003A	16110-19076	
	98.07-00.05	4AFE	AE111		—	16110-09021	
	98.08-02.07	4AFE	AE111	THAI	—	16100-09110	
	99.10-02.01	3ZZFE	ZZE11#		WPT-106	16100-29415	
	00.08-	3ZZFE	ZZE12#		WPT-106	16100-29415	
	01.07-08.01	3ZZFE	ZZE12#		—	16100-09150	
	04.02-	3ZZFE	ZNR1#	VERSO	WPT-106	16100-29415	
	07.05-	1ZR#	ZRE15#		WPT-140	16100-39466	
	07.05-11.12	1ZRFE	ZRE120		WPT-140	16100-39466	
	07.12-	3ZZFE	ZZE14#		WPT-106	16100-29415	
	07.12-08.04	3ZZFE	ZZE14#		WPT-106	16100-09150	
	08.04-10.07	3ZZFE	ZZE14#		—	16100-09151	
	08.10-09.09	1ZR#	ZRE15#		—	16100-09500	
	09.09-	1ZRFE	ZRE120		WPT-140	16100-09550	
	09.09-	1ZRFE	ZRE15#		WPT-140	16100-09550	
	09.09-10.06	1ZR#	ZRE15#		WPT-140	16100-09501	
	10.06-	1ZRFAE	ZRE15#		WPT-140	16100-09501	
	10.07-	1ZRFE	ZRE14#		WPT-140	16100-39466	
	10.07-	3ZZFE	ZZE14#		WPTS-009	16100-09570	
	12.08-	1ZRFAE	ZRE18#		WPT-140	16100-39466	
	1800	79.08-85.02	3T#	TE7#		—	16100-28020
		79.08-85.02	3T#	TE7#		—	16110-28010
		82.02-87.07	1C	CE70		※WPT-004	16100-64H04
83.05-87.04		1CL, 1CLC	CE80		※WPT-004	16100-64H04	
87.05-90.05		1C	CE9#		※WPT-004	16100-64H04	
90.05-92.06		1C	CE9#		WPT-126	16100-64H06	
92.06-		7AFE	AE10#		WPT-033A	16100-19305	
92.06-		7AFE	AE10#	AISAN	—	16110-19176	
92.06-		7AFE	AE10#	AISIN	WPT-078	16110-19185	

※ : Components may slightly differ from GENUINE No.

◇ : Complete Assembly Only.

& : Part No. requires additional components for installation.

# TOYOTA

Model	Year	Engine Type	Body Type	Remarks	AISIN No.	Genuine No.	
COROLLA, SPRINTER, LEVIN, 1800 TRUENO, FIELDER, AXIO, ALLEX	95.08-02.08	7AFE	AE11#		<b>WPT-033A</b>	16100-19305	
	95.08-02.08	7AFE	AE11#	AISAN	—	16110-19176	
	95.08-02.08	7AFE	AE11#	AISIN	<b>WPT-078</b>	16110-19185	
	97.08-	1ZZFE	ZZE110		<b>WPT-106</b>	16100-29415	
	99.12-01.11	1WZ	WZE110		—	SU001-00204	
	00.08-	1ZZFE	ZZE12#		<b>WPT-106</b>	16100-29415	
	00.08-07.07	2ZZGE	ZZE123		—	16100-29146	
	01.07-08.04	1ZZFE	ZZE12#		<b>WPT-106</b>	16100-09150	
	02.01-	1ZZFE	ZZE130,132,134		<b>WPT-106</b>	16100-29415	
	02.01-06.07	2ZZGE	ZZE131,133		—	16100-29146	
	04.02-	1ZZFE	ZNR1#	VERSO	<b>WPT-106</b>	16100-29415	
	04.08-08.09	1ZZ#	ZZE12#		<b>WPT-106</b>	16100-29415	
	07.05-	2ZRFE	ZRE15#		<b>WPT-140</b>	16100-39466	
	07.12-08.04	1ZZFE	ZZE14#		<b>WPT-106</b>	16100-09150	
	08.03-	1ZZ#	ZZE14#		<b>WPT-106</b>	16100-29415	
	08.03-	1ZZFE	ZZE142	CNG	<b>WPT-106</b>	16100-29415	
	08.04-	1ZZFE	ZZE122		—	16100-09151	
	08.04-10.07	1ZZFE	ZZE14#		—	16100-09151	
	08.10-09.09	2ZRFE	ZRE15#		—	16100-09500	
	08.12-	2ZRFAE	ZRE15#		<b>WPT-140</b>	16100-39466	
	09.06-	2ZR#	ZRE14#		<b>WPT-140</b>	16100-39466	
	09.09-	2ZRFE	ZRE15#		<b>WPT-140</b>	16100-09501	
	09.09-	2ZRFE	ZRE15#		<b>WPT-140</b>	16100-09550	
	09.10-	2ZRFE	ZRE142		<b>WPT-140</b>	16100-09560	
	10.07-10.10	1ZZFE	ZZE14#		<b>WPTS-009</b>	16100-09570	
	11.10-	2ZRFE	ZRE152		<b>WPT-140</b>	16100-09560	
	12.04-	2ZRFAE	ZRE162		<b>WPT-195</b>	16100-39565	
	12.08-	2ZRFE	ZRE18#		<b>WPT-140</b>	16100-39466	
	2000	89.08-90.05	2C	CE9#		※ <b>WPT-004</b>	16100-64H04
		90.05-91.09	2C	CE9#		<b>WPT-126</b>	16100-64H06
		91.06-98.11	2C	CE10#		<b>WPT-126</b>	16100-64H06
		95.05-98.11	2C#	CE11#		<b>WPT-126</b>	16100-64H06
		98.11-	2C	CE100		<b>WPT-126</b>	16100-69435
98.11-01.09		2C#	CE110		<b>WPT-126</b>	16100-69435	
00.08-01.09		1CDFTV	CDE110		<b>WPT-120</b>	16100-29135	
01.10-		2C	CE120		<b>WPT-126</b>	16100-69435	
01.10-08.03		1CDFTV	CDE120		<b>WPT-120</b>	16100-29135	
03.04-		1CDFTV	CDE120		<b>WPT-118</b>	16100-29185	
04.02-05.08		1CDFTV	CUR10	VERSO	<b>WPT-118</b>	16100-29185	
06.10-10.02		1ADFTV	ADE150		<b>WPT-145</b>	16100-29495	
07.07-		1ADFTV	ADE150		<b>WPT-145</b>	16100-09340	
07.08-		2C	CE140		<b>WPT-126</b>	16100-69435	
10.03-		3ZRFB	ZRE14#		<b>WPT-140</b>	16100-39466	
10.04-	3ZRFE	ZRE153		<b>WPT-140</b>	16100-39466		
2200	97.04-98.11	3CE	CE10#, CE11#		<b>WPT-126</b>	16100-64H06	
	98.06-01.07	5SFE	SXV20	SOLARA	—	16100-09040	

※ : Components may slightly differ from GENUINE No.

◇ : Complete Assembly Only.

& : Part No. requires additional components for installation.

# TOYOTA

Model	Year	Engine Type	Body Type	Remarks	AISIN No.	Genuine No.	
COROLLA, SPRINTER, LEVIN, TRUENO, FIELDER, AXIO, ALLEX	2200	98.06-01.07	5SFE	SXV20	SOLARA	<b>WPTK-010</b>	16100-79186
		98.11-00.08	3CE	CE10#, CE11#		<b>WPT-126</b>	16100-69435
		00.08-04.04	3CE	CE121		<b>WPT-126</b>	16100-69435
		05.08-	2AD#	AUR10	VERSO	<b>WPT-145</b>	16100-09340
	2400	01.07-02.12	2AZFE	ACV20	SOLARA	<b>WPT-801</b>	16100-0H010
		01.07-02.12	2AZFE	ACV20	SOLARA	<b>WPT-129</b>	16100-28041
		03.07-07.01	2AZFE	ACV30	SOLARA	<b>WPT-129</b>	16100-28041
		03.07-08.08	2AZFE	ACV30	SOLARA	<b>WPT-801</b>	16100-0H010
		08.01-12.04	2AZFE	AZE141		<b>WPT-801</b>	16100-0H010
		08.01-12.04	2AZFE	AZE141		<b>WPT-129</b>	16100-28041
	3000	98.06-02.12	1MZFE	MCV20	SOLARA	<b>WPT-057</b>	16100-29085
	3300	03.07-	3MZFE	MCV31	SOLARA	<b>WPT-057</b>	16100-29085
	CORONA	1500	82.01-87.12	3AU	AT140		<b>WPT-072</b>
83.10-87.11			3ALU	AT150		<b>WPT-022</b>	16100-19106
83.10-87.11			3ALU	AT150		<b>WPT-008A</b>	16110-19047
83.10-87.12			5KJ	KT147		—	16100-19077
84.01-87.12			3AU	AT140		—	16110-19115
87.12-89.11			3E	ET176		※ <b>WPT-107</b>	16100-19195
87.12-92.02			5AF#	AT17#		<b>WPT-046A</b>	16100-19205
87.12-92.02			5AF#	AT17#	AISAN	—	16110-19086
87.12-92.02			5AF#	AT17#	AISIN	<b>WPT-003A</b>	16110-19076
87.12-92.11			3E	ET176		<b>WPT-107A</b>	16110-19106
89.11-92.11		3E	ET176		<b>WPT-011A</b>	16100-19226	
1600		82.01-85.08	2T	TT14#		—	16100-28020
		82.01-85.08	2T	TT14#		—	16110-28010
		83.10-85.08	4AGEU	AT141		※ <b>WPT-052</b>	16100-19095
		83.10-85.08	4AGEU	AT141		<b>WPT-052</b>	16110-19155
		83.10-87.11	4AL#	AT151		<b>WPT-022</b>	16100-19106
		85.08-87.08	4AGELU	AT160		※ <b>WPT-055</b>	16100-19115
		85.08-87.08	4AGELU	AT160		<b>WPT-055</b>	16110-19165
		87.12-92.10	4AFE, 4AF	AT17#		<b>WPT-046A</b>	16100-19205
		87.12-92.10	4AFE, 4AF	AT17#	AISAN	—	16110-19086
		87.12-92.10	4AFE, 4AF	AT17#	AISIN	<b>WPT-003A</b>	16110-19076
		92.02-97.11	4AFE	AT190		<b>WPT-108</b>	16100-19355
		92.02-97.11	4AFE	AT190	AISAN	◇ <b>WPT-108</b>	16110-19146
		92.02-97.11	4AFE	AT190	AISIN	<b>WPT-018</b>	16110-19205
		96.01-	4AFE	AT210		<b>WPT-108</b>	16100-19355
		96.01-	4AFE	AT210	AISAN	◇ <b>WPT-108</b>	16110-19146
		96.01-	4AFE	AT210	AISIN	<b>WPT-018</b>	16110-19205
		96.01-97.10	4AFE	AT190		—	16110-09021
97.10-00.07		4AFE	AT220		—	16100-19355	
97.10-00.07		4AFE	AT220		—	16110-09021	
1800		82.01-85.08	3T, 3TEU	TT14#		—	16100-28020
		82.01-85.08	3T, 3TEU	TT14#		—	16110-28010
		82.01-87.12	1SU	ST140		—	16100-69077
	82.01-91.11	1C	CT14#		※ <b>WPT-004</b>	16100-64H04	

※ : Components may slightly differ from GENUINE No.

◇ : Complete Assembly Only.

& : Part No. requires additional components for installation.

# TOYOTA

Model	Year	Engine Type	Body Type	Remarks	AISIN No.	Genuine No.		
<b>CORONA</b>	1800	82.09-98.04	2YPU	YT140		<b>WPT-016A</b>	16100-79037	
		82.10-85.08	3TGTEU	TT142		—	16030-88280	
		82.10-85.08	3TGTEU	TT142		—	16100-88280	
		83.01-87.11	1S#	ST15#		—	16100-69077	
		83.01-87.11	1S#	ST160		—	16100-69077	
		85.08-89.08	1SILU	ST160		—	16100-69077	
		86.12-99.07	2Y	YT140			<b>WPT-016A</b>	16100-79037
		87.08-89.08	4SFI	ST162,163			<b>WPTK-010</b>	16100-79186
		87.12-89.08	1SILU	ST160			—	16110-69037
		87.12-89.11	4SFI	ST17#			<b>WPTK-010</b>	16100-79186
		89.09-90.01	4SFI	ST18#			<b>WPT-105</b>	16100-79136
		89.11-92.02	4SFE	ST17#			<b>WPTK-010</b>	16100-79186
		90.01-90.08	4SFI	ST180,181			<b>WPTK-010</b>	16100-79186
		90.08-93.09	4SFE	ST18#			<b>WPTK-010</b>	16100-79186
		92.02-96.01	4SFE	ST19#			<b>WPTK-010</b>	16100-79186
		93.09-	4SFE	ST200,201,202,203			<b>WPTK-010</b>	16100-79186
		96.01-	7AFE	AT211			<b>WPT-033A</b>	16100-19305
	96.01-	7AFE	AT211		AISAN	—	16110-19176	
	96.01-	7AFE	AT211		AISIN	<b>WPT-078</b>	16110-19185	
	2000	82.01-91.11	2C	CT14#			※ <b>WPT-004</b>	16100-64H04
		83.04-86.12	2S#	ST141			—	16100-69077
		83.10-87.11	2CL	CT150			※ <b>WPT-004</b>	16100-64H04
		83.10-87.11	2SEL	ST15#			—	16100-69077
		85.08-89.08	3SGELU	ST162			—	16100-79096
		87.08-89.08	3SFE	ST162,163			<b>WPTK-010</b>	16100-79186
		87.12-89.11	3SGE	ST171			—	16100-79096
		87.12-90.05	2C	CT17#			※ <b>WPT-004</b>	16100-64H04
87.12-92.11		3SF#	ST17#			<b>WPTK-010</b>	16100-79186	
89.09-93.09		3SFE	ST18#			<b>WPT-105</b>	16100-79136	
89.09-93.09		3SGE	ST182,183			—	16100-79176	
89.11-92.02		3SGE	ST171			—	16100-79176	
90.01-90.08		3SFE	ST182,183			<b>WPT-105</b>	16100-79136	
90.05-92.11		2C	CT17#			<b>WPT-126</b>	16100-64H06	
90.05-98.11		2C	CT141			<b>WPT-126</b>	16100-64H06	
92.02-		3SFE	ST19#			—	16100-79186	
92.02-96.01		2C	CT19#			<b>WPT-126</b>	16100-64H06	
93.09-		3SFE	ST200,201,202,203			<b>WPTK-010</b>	16100-79186	
93.09-		3SGE	ST202,205			—	16100-79226	
96.01-		3SF#	ST21#			<b>WPTK-010</b>	16100-79186	
96.01-97.10	2CT	CT190			<b>WPT-126</b>	16100-64H06		
96.01-98.11	2CT	CT21#			<b>WPT-126</b>	16100-64H06		
97.10-	3SFE	ST220			<b>WPTK-010</b>	16100-79186		
97.10-98.11	2CT	CT220			<b>WPT-126</b>	16100-64H06		
98.11-99.07	2C	CT141			<b>WPT-126</b>	16100-69435		
98.11-00.07	2CT	CT220			<b>WPT-126</b>	16100-69435		
2200	97.04-98.11	3CTE	CT21#			<b>WPT-126</b>	16100-64H06	

※ : Components may slightly differ from GENUINE No.

◇ : Complete Assembly Only.

& : Part No. requires additional components for installation.



# TOYOTA

Model	Year	Engine Type	Body Type	Remarks	AISIN No.	Genuine No.	
<b>CORONA</b>	2200	98.11-	3CTE	CT21#		<b>WPT-126</b>	16100-69435
	2400	84.08-86.12	22REC	RT142		—	16100-39346
<b>CORSA, TERCEL</b>	1300	82.05-86.05	2A	AL2#		<b>WPT-090</b>	16100-19086
		82.05-89.10	2AU	AL2#		<b>WPT-090</b>	16100-19086
		86.05-90.09	2E	EL3#		※ <b>WPT-107</b>	16100-19195
		86.05-90.09	2E	EL3#		<b>WPT-107A</b>	16110-19106
		90.09-94.09	2E, 4EFE	EL4#		<b>WPT-011A</b>	16100-19226
		90.09-94.09	2E, 4EFE	EL4#		<b>WPT-107A</b>	16110-19106
		94.09-	2E, 4EFE	EL5#		<b>WPT-011A</b>	16100-19226
		94.09-96.11	2E, 4EFE	EL5#		<b>WPT-107A</b>	16110-19106
		96.11-	2E, 4EFE	EL5#		<b>WPT-006</b>	16110-19107
	1500	82.05-89.10	3A#	AL2#		—	16100-19086
		86.05-90.09	1NT	NL30		<b>WPT-034</b>	16100-59235
		86.05-90.09	3E	EL3#		※ <b>WPT-107</b>	16100-19195
		86.05-90.09	3E#	EL3#		<b>WPT-107A</b>	16110-19106
		86.09-90.09	3EE, 3ETE	EL31		<b>WPT-011A</b>	16100-19226
		90.09-94.09	1NT	NL40		<b>WPT-034</b>	16100-59235
		90.09-94.09	3EE	EL42		<b>WPT-011A</b>	16100-19226
		90.09-94.09	3EE	EL42		<b>WPT-107A</b>	16110-19106
		90.09-94.09	5EF#	EL4#		<b>WPT-011A</b>	16100-19226
		90.09-94.09	5EF#	EL4#		<b>WPT-107A</b>	16110-19106
		94.09-	1NT	NL50		<b>WPT-034</b>	16100-59235
		94.09-	5EFE	EL5#		<b>WPT-011A</b>	16100-19226
		94.09-	5EFE	EL53		<b>WPT-011A</b>	16100-19226
		94.09-96.11	5EFE	EL5#		<b>WPT-107A</b>	16110-19106
		96.11-	5EFE	EL5#		<b>WPT-006</b>	16110-19107
<b>CRESSIDA</b>	1800	81.07-85.04	3T	TX62		—	16100-28020
		81.07-85.04	3T	TX62		—	16110-28010
		85.02-88.08	2Y	YX70		<b>WPT-016A</b>	16100-79037
	2000	82.08-85.04	1GE	GX6#		<b>WPT-035</b>	16100-79015
		84.08-85.04	21R	RX60		—	16100-39346
		84.08-86.08	1GGE	GX71		<b>WPT-045</b>	16100-79025
		84.08-88.08	1GE	GX71		<b>WPT-035</b>	16100-79015
		84.08-88.08	21R	RX7#		—	16100-39346
		88.08-93.02	1GFE	GX81		<b>&amp; WPT-009</b>	16100-79117
		88.12-92.05	1GFE	GX71		<b>&amp; WPT-009</b>	16100-79117
		88.12-92.05	3Y	YX72		<b>WPT-016A</b>	16100-79037
	2400	84.08-88.08	2L#	LX7#		—	16100-59139
		84.08-93.02	22R	RX7#		—	16100-39346
		88.08-93.02	2L	LX80		<b>WPT-001</b>	16100-59257
		88.08-96.08	22R	RX8#		—	16100-39346
	2800	83.08-85.04	5ME	MX6#		※ <b>WPT-065</b>	16100-49706
		83.08-85.04	5ME	MX6#		—	16110-49086
		84.08-86.08	5ME	MX7#		—	16110-49086
84.08-86.08		5ME	MX7#	AUSTRALIA, EUROPA	※ <b>WPT-065</b>	16100-49706	
84.08-88.08		5MGE	MX7#		<b>WPT-065</b>	16100-49656	

※ : Components may slightly differ from GENUINE No.

◇ : Complete Assembly Only.

& : Part No. requires additional components for installation.

# TOYOTA

Model	Year	Engine Type	Body Type	Remarks	AISIN No.	Genuine No.	
<b>CRESSIDA</b>	2800	84.08-88.08	5MGE	MX73		<b>WPT-065</b>	16100-49656
		84.11-86.08	5ME	MX73	MIDDLE EAST	—	16100-49746
		84.11-87.08	5ME	MX73	MIDDLE EAST	—	16110-49066
		86.08-88.08	5ME	MX73	MIDDLE EAST	—	16100-49766
		87.01-87.08	5ME	MX73		—	16110-49086
		87.01-88.08	5ME	MX73		※ <b>WPT-065</b>	16100-49706
		87.08-88.08	5ME	MX73		—	16110-49086
		88.08-93.02	5ME	MX81		—	16100-49796
		88.08-93.02	5ME	MX81		—	16110-49086
		3000	88.08-93.02	7MGE	MX83		<b>WPT-025</b>
88.12-92.05	7MGE		MX75		<b>WPT-025</b>	16100-49805	
<b>CROWN, COMFORT, MAJESTA</b>	1800	96.04-01.08	4SFE	SXS11		<b>WPTK-010</b>	16100-79186
		96.04-01.08	4SFE	SXS11		<b>WPT-010A</b>	16110-79026
	2000	83.08-85.09	MTEU	MS120		—	16100-49726
		83.08-85.09	MTEU	MS120		—	16110-49066
		83.08-87.08	1GE#	GS120,126		<b>WPT-035</b>	16100-79015
		83.08-87.08	1GGEU	GS121		<b>WPT-045</b>	16100-79025
		83.08-87.08	3Y	YS120		<b>WPT-016A</b>	16100-79037
		83.08-87.08	3YPU	YS120		<b>WPT-016A</b>	16100-79037
		83.08-87.08	MPU	MS120		—	16100-49706
		83.08-87.08	MPU	MS120		—	16110-49086
		85.09-87.08	1GGZEU	GS121		—	16100-79055
		87.09-89.08	1GE	GS13#		<b>WPT-035</b>	16100-79015
		87.09-89.08	MP	MS130		※ <b>WPT-084</b>	16100-49787
		87.09-89.08	MP	MS130		—	16110-49086
		87.09-91.10	1GGE	GS131		<b>WPT-045</b>	16100-79025
		87.09-91.10	1GGZE	GS130,131		—	16100-79055
		87.09-95.12	3YP#	YS130		<b>WPT-016A</b>	16100-79037
		88.09-	1GFE	GS13#		<b>&amp; WPT-009</b>	16100-79117
		89.08-95.12	1GGP	GS130		<b>WPT-043</b>	16100-79146
		93.08-95.08	1GFE	GS141		<b>&amp; WPT-009</b>	16100-79117
		95.08-98.08	1GFE	GS151		<b>&amp; WPT-009</b>	16100-79117
		95.12-	3YPE	YXS1#		<b>WPT-016A</b>	16100-79037
		95.12-01.02	1GGPE	GS151		<b>WPT-043</b>	16100-79146
		95.12-02.10	1GGPE	GXS10		<b>WPT-043</b>	16100-79146
		98.08-	1GFE	GS151		<b>WPT-112</b>	16100-79285
		00.04-03.12	1GFE	GS171		<b>WPT-112</b>	16100-79285
		01.08-07.07	3SFE	SXS13		<b>WPTK-010</b>	16100-79186
		01.08-07.07	3SFE	SXS13		<b>WPT-010A</b>	16110-79026
		01.08-07.08	1GFE	GXS12		<b>WPT-112</b>	16100-79285
		02.10-	1GFE	GBS12		<b>WPT-193</b>	16100-79295
		07.09-	1TR#	TSS1#		<b>WPT-044</b>	16100-79445
	2200	87.09-95.12	4Y	YS132		<b>WPT-016A</b>	16100-79037
	2400	83.08-87.08	2L,2LT#	LS12#		<b>WPT-013A</b>	16100-59139
		87.09-89.08	2L,2LT#	LS13#		<b>WPT-013A</b>	16100-59139
		89.08-97.01	2L,2LT#	LS13#		<b>WPT-001</b>	16100-59257

※ : Components may slightly differ from GENUINE No.

◇ : Complete Assembly Only.

& : Part No. requires additional components for installation.

# TOYOTA

Model	Year	Engine Type	Body Type	Remarks	AISIN No.	Genuine No.	
CROWN, COMFORT, 2400 MAJESTA	91.10-95.08	2LT#	LS141		<b>WPT-001</b>	16100-59257	
	95.08-	2LTE	LS151		<b>WPT-001</b>	16100-59257	
	95.12-99.08	2LTE	LXS11		<b>WPT-001</b>	16100-59257	
	96.01-00.08	2L	LXS1#		<b>WPT-001</b>	16100-59257	
	97.01-	2LTE	LS130		<b>WPT-001</b>	16100-59257	
	2500	90.08-91.10	1JZGE	JZS13#		<b>WPT-110</b>	16100-49838
		90.08-91.10	1JZGE	JZS13#		<b>WPT-038</b>	16110-49097
		91.10-95.08	1JZGE	JZS141		<b>WPT-110</b>	16100-49838
		91.10-95.08	1JZGE	JZS141		<b>WPT-038</b>	16110-49097
		91.10-96.09	1JZGE	JZS130,131		<b>WPT-110</b>	16100-49838
		91.10-96.09	1JZGE	JZS130,131		<b>WPT-038</b>	16110-49097
		95.08-96.09	1JZGE	JZS151,153		<b>WPT-110</b>	16100-49838
		95.08-96.09	1JZGE	JZS151,153		<b>WPT-038</b>	16110-49097
		96.09-99.04	1JZGE	JZS130		<b>WPT-121</b>	16100-80009
		96.09-99.04	1JZGE	JZS130		<b>WPT-124</b>	16110-49148
		96.09-99.09	1JZGE	JZS151,153		<b>WPT-121</b>	16100-80009
		96.09-99.09	1JZGE	JZS151,153		<b>WPT-124</b>	16110-49148
		97.11-98.08	1JZGE	JZS153		<b>WPT-110</b>	16100-49838
		99.06-99.09	1JZGE	JZS15#	FOR TYPE A FAN	<b>WPT-110</b>	16100-49838
		99.06-99.09	1JZGE	JZS15#	FOR TYPE B FAN	<b>WPT-121</b>	16100-80009
		99.09-01.08	1JZGE	JZS15#, JZS17#		<b>WPT-121</b>	16100-80009
		99.09-01.08	1JZGE	JZS15#, JZS17#		<b>WPT-124</b>	16110-49148
		99.09-03.12	1JZGTE	JZS171		※ <b>WPT-083</b>	16100-49856
		99.09-03.12	1JZGTE	JZS171		<b>WPT-083</b>	16110-49135
		01.08-	1JZFSE, 1JZGE	JKS175,JZS17#		<b>WPT-121</b>	16100-80009
		01.08-	1JZFSE, 1JZGE	JKS175,JZS17#		<b>WPT-124</b>	16110-49148
		03.12-08.02	4GRFSE	GRS18#		<b>WPT-137</b>	16100-39436
		05.05-09.01	5GRFE	GRS18#		—	16100-09360
		05.05-09.09	5GRFE	GRS18#		<b>WPT-137</b>	16100-39436
		08.02-	4GRFSE	GRS20#,GWS204		<b>WPT-137</b>	16100-39436
		09.01-	5GRFE	GRS18#		<b>WPT-137</b>	16100-09361
	09.12-	5GRFE	GRS20#		<b>WPT-137</b>	16100-09361	
	2800	83.08-85.09	5ME	MS12#		—	16110-49086
83.08-85.09		5ME	MS123		※ <b>WPT-065</b>	16100-49706	
83.08-87.08		5M	MS12#		—	16110-49086	
83.08-87.08		5M	MS122		—	16100-49736	
83.08-87.08		5MGE, 5MGEU	MS123,125		—	16100-49656	
85.09-86.11		5ME	MS122		—	16100-49746	
85.09-87.08		5ME	MS122		—	16110-49066	
86.11-87.08		5ME	MS122		—	16100-49766	
87.08-87.08		5ME	MS122		—	16110-49086	
87.09-91.10		5M#	MS132,133		※ <b>WPT-084</b>	16100-49787	
87.09-91.10	5M#	MS132,133		—	16110-49086		
3000	83.08-87.08	6MGE, 6MGEU	MS123,125		—	16100-49656	
	87.09-91.10	7MGE	MS13#		<b>WPT-025</b>	16100-49805	
	91.10-95.08	2JZGE	JZS143,145,147,149		<b>WPT-110</b>	16100-49838	

※ : Components may slightly differ from GENUINE No.

◇ : Complete Assembly Only.

& : Part No. requires additional components for installation.

# TOYOTA

TOYOTA

Model	Year	Engine Type	Body Type	Remarks	AISIN No.	Genuine No.	
<b>CROWN, COMFORT, MAJESTA</b>	3000	91.10-95.12	2JZGE	JZS135	FOR TYPE A FAN FOR TYPE B FAN	<b>WPT-110</b>	16100-49838
		91.10-99.06	2JZGE	JZS133		<b>WPT-110</b>	16100-49838
		95.08-99.06	2JZGE	JZS155,157		<b>WPT-110</b>	16100-49838
		97.01-00.08	5L	LXS1#		<b>WPT-001</b>	16100-59257
		99.06-99.09	2JZGE	JZS15#		<b>WPT-110</b>	16100-49838
		99.06-99.09	2JZGE	JZS15#		<b>WPT-121</b>	16100-80009
		99.06-01.04	2JZGE	JZS133		<b>WPT-121</b>	16100-80009
		99.06-01.04	2JZGE	JZS133		<b>WPT-124</b>	16110-49148
		99.09-03.12	2JZ#	JZS17#		<b>WPT-121</b>	16100-80009
		99.09-03.12	2JZ#	JZS17#		<b>WPT-124</b>	16110-49148
		99.09-03.12	2JZGE	JZS15#		<b>WPT-121</b>	16100-80009
		99.09-03.12	2JZGE	JZS15#		<b>WPT-124</b>	16110-49148
		00.08-06.07	5L	LXS12		<b>WPT-001</b>	16100-59257
		01.08-	2JZ#	JKS175,JZS17#		<b>WPT-121</b>	16100-80009
		01.08-	2JZ#	JKS175,JZS17#		<b>WPT-124</b>	16110-49148
		03.12-08.02	3GRFSE	GRS18#		<b>WPT-137</b>	16100-39436
		04.11-09.09	3GRFE	GRS18#		<b>WPT-137</b>	16100-39436
		05.05-09.01	3GRFE	GRS18#		—	16100-09360
		08.02-	3GRFSE	GRS20#,GWS204		<b>WPT-137</b>	16100-39436
		09.01-	3GRFE	GRS18#		<b>WPT-137</b>	16100-09361
	09.12-	3GRFE	GRS20#	<b>WPT-137</b>	16100-09361		
	10.09-	3GRFE	GRS202	<b>WPT-137</b>	16100-39436		
3500	05.09-08.02	2GRFSE	GRS18#	<b>WPT-137</b>	16100-39436		
	08.02-	2GRFSE	GRS20#,GWS204	<b>WPT-137</b>	16100-39436		
4000	89.08-91.10	1UZFE	UZS131	<b>WPT-027</b>	16100-50023		
	91.10-95.08	1UZFE	UZS14#	<b>WPT-027</b>	16100-50023		
	95.08-97.07	1UZFE	UZS15#	<b>WPT-027</b>	16100-50023		
	97.07-	1UZFE	UZS15#	<b>WPT-125</b>	16100-59276		
	99.09-04.06	1UZFE	UZS17#	<b>WPT-125</b>	16100-59276		
4300	04.06-	3UZFE	UZS18#	<b>WPT-125</b>	16100-59276		
	09.03-	3UZFE	UZS207	<b>WPT-125</b>	16100-59276		
	09.12-	3UZFE	UZS200	<b>WPT-125</b>	16100-59276		
4600	09.03-	1URFSE	URS206	<b>WPT-187</b>	16100-39506		
<b>CURREN</b>	1800	94.02-	4SFE	ST20#	<b>WPTK-010</b>	16100-79186	
	2000	94.02-	3SFE	ST20#	<b>WPTK-010</b>	16100-79186	
		94.02-	3SGE	ST206	—	16100-79226	
<b>CYNOS, PASEO</b>	1300	95.08-	4EFE	EL5#	<b>WPT-011A</b>	16100-19226	
		95.08-96.11	4EFE	EL5#	<b>WPT-107A</b>	16110-19106	
		96.11-	4EFE	EL5#	<b>WPT-006</b>	16110-19107	
	1500	91.01-95.08	5EF#	EL44	<b>WPT-011A</b>	16100-19226	
		91.01-95.08	5EF#	EL44	<b>WPT-107A</b>	16110-19106	
		95.08-	5EFHE	EL5#	<b>WPT-011A</b>	16100-19226	
		95.08-96.11	5EFHE	EL5#	<b>WPT-107A</b>	16110-19106	
		96.11-	5EFHE	EL5#	<b>WPT-006</b>	16110-19107	
<b>DELIBOY</b>	1500	89.07-95.11	5K	KXC 10	<b>WPT-024A</b>	16100-19156	
	2000	91.05-94.09	2C	CXC 10	<b>WPT-126</b>	16100-64H06	

※ : Components may slightly differ from GENUINE No.

◇ : Complete Assembly Only.

& : Part No. requires additional components for installation.

# TOYOTA

Model	Year	Engine Type	Body Type	Remarks	AISIN No.	Genuine No.	
<b>DUET</b>	1000	98.09-04.08	EJ#	M100,110		※WPD-023	16100-97205
	1300	00.05-	K3VE	M101,111		WPT-117	16100-B9010
<b>DYNA, TOYOACE</b>	1600	79.03-85.07	12R	RY2#, RY30		—	16100-39116
		85.08-87.08	1Y	YY5#, YY61, YH8#		WPT-016A	16100-79037
	1800	85.08-95.05	2Y	YH8#		WPT-016A	16100-79037
		85.08-95.05	2Y	YY5#,6#		WPT-016A	16100-79037
		95.05-	2Y	YY100		WPT-016A	16100-79037
	2000	79.03-85.07	5R	RY3#	CAST IRON TYPE	—	16100-49416
		80.05-85.07	5R	RY31		—	16100-49426
		84.09-87.08	3Y#	YU6#,7#,8#		WPT-016A	16100-79037
		85.08-95.05	3Y#	YY5#,6#		WPT-016A	16100-79037
		95.05-	3Y	YY211		WPT-016A	16100-79037
		95.05-	3Y#	YY101,121,131,201,211		WPT-016A	16100-79037
		98.05-	3YP	LY16#		WPT-016A	16100-79037
		01.07-03.08	1RZE	RZY220,230		WPT-042	16100-79455
		03.08-	1TR#	TRY220,23#,281		WPT-044	16100-79445
	2200	79.03-85.07	L	LY20,30		WPT-067	16100-59129
		84.09-95.05	4Y	YU6#,7#,8#		WPT-016A	16100-79037
		95.05-	4Y	YU210		WPT-016A	16100-79037
	2400	83.08-85.07	2L	LY21,31		WPT-013A	16100-59139
		84.09-87.08	22R	RU75		WPT-062	16100-39356
		85.08-88.08	2L	LH80, LY50,60		WPT-013A	16100-59139
		87.08-87.08	22R	RU85		WPT-062	16100-39356
		88.08-95.05	2L	LH80, LY5#,61		WPT-001	16100-59257
		95.05-	2L	LY100		WPT-001	16100-59257
	2500	01.08-	2KDFTV	KDY22#,23#,25#,26#,27#,28#,290		WPT-109	16100-69356
	2700	93.11-95.05	27LPG	BU68		WPT-044	16100-79445
		95.05-00.05	3RZ#	RZU100,140		WPT-044	16100-79445
		00.05-07.05	3RZ#	RZU30#,340		WPT-044	16100-79445
		01.07-03.08	3RZFPE	LY230,280		WPT-044	16100-79445
		03.08-07.08	3RZFPE	RZY231,281		WPT-044	16100-79445
		07.05-11.06	2TRFE	TRU300,340,500		WPT-044	16100-79445
		11.07-	2TRFE	TRC600,TRU600		WPT-044	16100-79445
	2800	88.08-95.05	3L	LY5#,61		WPT-001	16100-59257
		95.05-97.01	3L	LY101,111,121,131,151,161,201,211		WPT-001	16100-59257
97.01-00.08		3L	LY10#,11#,12#,13#,15#,16#,20#,21#		WPT-001	16100-59257	
3000	84.08-85.07	B	BY31		WPT-054	16100-59145	
	84.09-88.08	11B,B	BU6#,7#,8#,9#		WPT-019	16100-59076	
	84.09-88.08	11B,B	BU6#,7#,8#,9#		WPT-054	16100-59145	
	88.08-95.05	11B,B	BU6#,7#,8#,9#		WPT-047	16100-59166	
	88.08-95.05	11B,B	BU6#,7#,8#,9#		WPT-039	16100-59265	
	97.01-	5L	LY10#,11#,12#,13#,15#,16#,20#,21#,22#,23#,240,270,280,290		WPT-001	16100-59257	
	01.08-	1KDFTV	KDY22#,23#,24#,25#,26#,27#,28#,290		WPT-109	16100-69356	
3400	84.09-88.08	13B#	BU6#,7#,8#,9#		WPT-054	16100-59145	
	87.08-88.08	13B	BU6#,7#,8#,9#		WPT-019	16100-59076	
	88.08-95.05	3B	BU60,68,70,83		WPT-039	16100-59265	

※ : Components may slightly differ from GENUINE No.

◇ : Complete Assembly Only.

& : Part No. requires additional components for installation.



# TOYOTA

Model	Year	Engine Type	Body Type	Remarks	AISIN No.	Genuine No.	
DYNA, TOYOACE 3400	88.08-95.05	3B	BU7#,88,89,9#		<b>WPT-047</b>	16100-59166	
	95.05-	3B	BU10#,110,112,140,142,212,222	AUSTRALIA, EUROPE, TAIWAN	<b>WPT-047</b>	16100-59166	
	95.05-	3B	BU10#,112,12#,13#,14#,162,172,182,202,212,222		<b>WPT-047</b>	16100-59166	
	95.05-00.08	3B	BU100,101,111,140,141,211,221	SOUTH AFRICA & GENERAL COUNTRIES	—	16100-59176	
	3700	88.08-95.05	14B	BU6#,7#,8#,9#		<b>WPT-047</b>	16100-59166
		88.08-95.05	14B	BU6#,7#,8#,9#		<b>WPT-039</b>	16100-59265
		95.05-	14B	BU10#,110,112,140,142,212,222	ARL, EUR, TAIW	<b>WPT-047</b>	16100-59166
		95.05-	14B	BU100,101,111,140,141,211,221	SOUTH AFRICA	<b>WPT-039</b>	16100-59176
		95.05-97.03	14B	BU101,111,221	HONGKONG	<b>WPT-047</b>	16100-59166
		95.05-97.03	14B	BU88,94		<b>WPT-039</b>	16100-59176
		95.05-97.08	14B	BU111,141,211	CHINA	<b>WPT-047</b>	16100-59166
		97.08-99.05	14B	BU211	LHD;T3;CHINA SPEC	<b>WPT-047</b>	16100-59166
		99.05-02.12	14B	BU101	175T;GEN;RUSSIA SPEC	<b>WPT-047</b>	16100-59166
		99.05-02.12	14B	BU211	LHD;T3;RUSSIA SPEC	<b>WPT-047</b>	16100-59166
		99.05-04.06	4B	BU30#,346		—	16100-59285
		99.08-04.06	S05C	XZU382		—	16100-78042
		00.10-00.11	S05C	XZU302,307,342		—	16100-78030
		00.11-02.06	S05C	XZU302,307,342		—	16100-78051
		01.10-06.10	S05C	XZU414,424,434	FRONT HEATER	—	16100-78051
		01.10-08.02	S05C	XZU404,412,422	FRONT HEATER	—	16100-78051
02.09-06.12		14B	BU303,343		<b>WPT-039</b>	16100-59176	
02.09-06.12		S05C	XZU342		—	16100-78071	
02.12-06.10	S05C	XZU414,424		—	16100-78071		
02.12-08.02	S05C	XZU412,422		—	16100-78071		
4000	84.09-95.05	1W	WU75,85,9#		—	16100-E0151	
	02.09-11.06	W04D	WU300,340		—	16100-E0151	
	06.10-	W04D	WU410,420		—	16100-E0151	
	06.10-11.06	W04D	WU302,342		—	16100-E0341	
	06.10-11.06	W04D	WU412,422		—	16100-E0341	
	09.05-09.07	W04D	WU302,342		—	16100-78140	
	09.07-	W04D	WU302,342		—	16100-78141	
	11.07-	W04D	WU600		—	16100-E0341	
	11.07-	W04D	WU600,650		—	16100-E0151	
	11.07-	W04D	WU700,710,720		—	16100-E0151	
4100	95.05-	15B#	BU10#,112,12#,13#,14#,162,172,182,202,212,222		<b>WPT-047</b>	16100-59166	
	95.05-	15BF	BU10#,110,112,140,142,212,222	AUSTRALIA, EUROPE, TAIWAN	<b>WPT-047</b>	16100-59166	
	95.05-	15BF	BU102,112,142,212,222		<b>WPT-047</b>	16100-59166	
	95.05-	15BFT	BU102,112,142,212,222		<b>WPT-047</b>	16100-59166	
	97.01-99.05	15BFT	BU297		<b>WPT-080</b>	16100-59187	
	99.05-00.05	15BFP	RZU100		<b>WPT-047</b>	16100-59166	
	99.07-06.10	15BFTE	XZU300,320,330,340		<b>WPT-171</b>	16100-59295	
	99.08-	15BFTE	BU213,223		<b>WPT-171</b>	16100-59295	
	99.08-04.06	15BFTE	BU400,410,420,430		<b>WPT-171</b>	16100-59295	
	00.05-03.06	15B#	XZU301,302,341,342		<b>WPT-047</b>	16100-59166	
	00.11-03.06	15BCNG	XZU412		<b>WPT-047</b>	16100-59166	

※ : Components may slightly differ from GENUINE No.

◇ : Complete Assembly Only.

& : Part No. requires additional components for installation.

# TOYOTA

Model	Year	Engine Type	Body Type	Remarks	AISIN No.	Genuine No.		
<b>DYNA, TOYOACE</b>	4100	00.11-03.06	15BLPG	XZU412		<b>WPT-047</b>	16100-59166	
		02.12-03.12	15BFTE	BU300,340		<b>WPT-171</b>	16100-59295	
		03.06-	1BZ#	BZU300,340		<b>WPT-047</b>	16100-59166	
		03.06-	1BZ#	BZU410		<b>WPT-047</b>	16100-59166	
		03.10-11.07	N04C	XKU3##,4##,5##,XZU3##,4##		—	16100-78170	
		04.11-07.01	15BFTE	BU410,420		<b>WPT-171</b>	16100-59295	
		07.05-	1BZFPE	BZU300,340		<b>WPT-047</b>	16100-59166	
		11.07-	1BZFPE	BZU600		<b>WPT-047</b>	16100-59166	
		11.07-	N04C	XKC6##,XKU6##,7##		—	16100-E0780	
		11.07-	N04C	XZC6##,710,XZU6##,7##		—	16100-E0780	
		4600	99.05-00.11	S05#	XZU30#,31#,32#,33#,34#,35#,40#,41#,42#,430		—	16100-78030
		4700	04.06-06.10	J05D	XZU413,423,433		—	16100-78090
		4900	99.07-04.06	S05#	XZU362,37#,382		—	16100-78042
			00.11-06.10	S05D	XZU301,306,311,321,331,336,341,346,351,401,411,421		—	16100-78051
		5300	95.10-99.05	J05C	XZU130,140		—	16100-89103
		99.05-00.11	J05C	XZU30#,31#,32#,33#,34#,35#,40#,41#,42#,430		—	16100-78030	
		00.11-04.06	J05C	XZU30#,31#,32#,33#,34#,35#,40#,41#,420,430		—	16100-78051	
		00.11-04.06	S05#	XZU30#,31#,32#,33#,34#,35#,40#,41#,420,430		—	16100-78051	
		03.04-08.02	J05C	XZU420,430		—	16100-78051	
<b>E'Z</b>	1600	11.06-	1ZRFE	ZGR20,21		<b>WPT-140</b>	16100-09550	
		11.06-11.12	1ZRFE	ZGR20,21		<b>WPT-140</b>	16100-39466	
	1800	11.06-	2ZRFE	ZGR20,21		<b>WPT-140</b>	16100-09550	
		11.06-11.12	2ZRFE	ZGR20,21		<b>WPT-140</b>	16100-39466	
	2000	11.06-	3ZRFE	ZGR22		<b>WPT-140</b>	16100-39466	
<b>ESTIMA, PREVIA, TARAGO</b>	2000	01.02-	1CDFTV	CLR30		<b>WPT-120</b>	16100-29135	
	2200	92.01-93.08	3CT	CXR1#,2#		<b>WPT-123</b>	16100-69315	
		93.08-99.08	3CTE	CXR1#,2#		<b>WPT-115</b>	16100-69365	
	2400	90.01-99.12	2TZ#	TCR1#,2#		<b>WPT-014</b>	16100-79165	
		90.01-99.12	2TZ#	TCR1#,2#		—	16101-76030	
		00.02-06.01	2AZFE	ACR30,40		<b>WPT-129</b>	16100-28041	
		01.05-	2AZFXE	AHR10	HV	<b>WPT-135</b>	16100-28051	
		06.01-	2AZFE	ACR5#		<b>WPTS-008</b>	16100-0H050	
		06.01-	2AZFE	ACR5#		<b>WPT-129</b>	16100-28041	
		06.06-	2AZFXE	AHR20	HV	<b>WPT-129</b>	16100-28041	
		10.03-12.04	2AZFE	ACR50		<b>WPTS-008</b>	16100-0H050	
	3000	99.12-	1MZFE	MCR30,40		<b>WPT-057</b>	16100-29085	
	3500	06.01-	2GRFE	GSR5#		<b>WPT-142</b>	16100-39456	
<b>ETIOS, LIVA</b>	1200	10.12-	3NRFE	NGK1#		<b>WPT-189</b>	16100-49A05	
	1300	12.09-	1NRFE	NGK1#		<b>WPT-189</b>	16100-49A05	
	1400	11.08-	1NDTV	NUK1#		<b>WPT-180</b>	16100-39525	
	1500	10.12-	2NRFE	NGK1#		<b>WPT-189</b>	16100-49A05	
<b>FJ CRUISER</b>	4000	06.01-09.08	1GRFE	G SJ1#		<b>WPT-136</b>	16100-39406	
		09.08-	1GRFE	G SJ1#		<b>WPT-169</b>	16100-39545	
<b>FORTUNER</b>	2500	05.01-	2KDFTV	KUN5#,6#		<b>WPT-109</b>	16100-69356	

※ : Components may slightly differ from GENUINE No.

◇ : Complete Assembly Only.

& : Part No. requires additional components for installation.

# TOYOTA

Model	Year	Engine Type	Body Type	Remarks	AISIN No.	Genuine No.	
<b>FORTUNER</b>	2500	08.01-	2KDFTV	KUN5#,6#		<b>WPT-146</b>	16100-39485
	2700	05.01-	2TRFE	TGN51,61		<b>WPTS-007</b>	16100-09460
		06.09-	2TRFE	TGN51,61		<b>WPT-044</b>	16100-79445
	3000	05.01-	1KDFTV	KUN5#,6#		<b>WPT-109</b>	16100-69356
		06.05-	5LE	LAN50		<b>WPT-001</b>	16100-59257
		06.12-	1KDFTV	KUN5#,61		<b>WPT-146</b>	16100-39485
	4000	05.07-	1GRFE	GGN50,60		<b>WPT-136</b>	16100-39406
<b>GAIA</b>	2000	98.05-02.08	3SFE	SXM1#		<b>WPTK-010</b>	16100-79186
		01.04-04.09	1AZFSE	ACM1#		<b>WPT-129</b>	16100-28041
	2200	98.05-98.11	3CTE	CXM10		<b>WPT-126</b>	16100-64H06
		98.11-04.09	3CTE	CXM10		<b>WPT-126</b>	16100-69435
<b>GRANVIA, GRAND HIACE</b>	2700	95.08-98.04	3RZFE	RCH11		<b>WPT-044</b>	16100-79445
	3000	95.08-02.05	1KZTE	KCH1#		<b>WPT-109</b>	16100-69356
	3400	97.08-02.05	5VZFE	VCH1#		<b>WPT-048</b>	16100-69535
		99.07-05.01	5VZFE	VCH2#		<b>WPT-048</b>	16100-69535
<b>HARRIER, LEXUS RX</b>	2200	97.12-	5SFE	SXU1#		<b>WPTK-010</b>	16100-79186
	2400	00.11-	2AZFE	ACU1#		<b>WPT-129</b>	16100-28041
		03.02-	2AZFE	ACU3#		<b>WPT-129</b>	16100-28041
	3000	97.12-	1MZFE	MCU1#		<b>WPT-057</b>	16100-29085
		03.02-	1MZFE	MCU3#		<b>WPT-057</b>	16100-29085
	3300	05.03-	3MZFE	MHU38		<b>WPT-057</b>	16100-29085
	3500	06.01-08.12	2GRFE	GSU3#		<b>WPT-142</b>	16100-39456
<b>HEAVY DUTY TRUCK</b>	6500	77.04-01.12	2D	DA11#		—	16100-77051
		78.12-01.12	2D	DA11#	WITHOUT THERMOSTAT	—	16100-77060
<b>HIACE TRUCK</b>	1600	82.11-85.07	12RJ	RH24		—	16100-39285
		85.08-87.08	1YJ	YH80		<b>WPT-016A</b>	16100-79037
	1800	87.08-95.05	2Y	YH81		<b>WPT-016A</b>	16100-79037
	2000	95.05-96.10	3Y	YY101		<b>WPT-016A</b>	16100-79037
	2200	82.11-85.07	L	LH24		<b>WPT-013A</b>	16100-59139
	2400	85.08-87.08	2L	LH80		<b>WPT-013A</b>	16100-59139
		87.08-88.08	2L	LH8#		<b>WPT-013A</b>	16100-59139
		88.08-89.10	2L	LH80		<b>WPT-001</b>	16100-59257
		88.08-89.10	2L	LH85		<b>WPT-013A</b>	16100-59139
		89.10-95.05	2L	LH8#,9#		<b>WPT-001</b>	16100-59257
	2800	95.05-	3L	LY101,111,151,161		<b>WPT-001</b>	16100-59257
<b>HIACE, REGIUSACE</b>	1600	82.11-85.07	12R	RH11		—	16100-39116
		82.11-85.07	12R	RH11	CAST IRON BODY	—	16100-39305
		82.11-85.07	12R	RH11	EUROPE	—	16100-39285
	1800	82.12-96.11	2Y#	YH5#,6#,7#		<b>WPT-016A</b>	16100-79037
	2000	82.12-96.11	3Y#	YH5#,6#,7#		<b>WPT-016A</b>	16100-79037
		89.08-	1RZ#	RZH10#,11#,12#,13#,15#		<b>WPT-042</b>	16100-79455
		97.06-02.05	1RZE	RCH42		<b>WPT-042</b>	16100-79455
		03.08-05.01	1TRFE	TRH102,112,12#		<b>WPT-044</b>	16100-79445
		04.08-	1TRFE	TRH200,21#,22#		<b>WPT-044</b>	16100-79445
	2200	82.11-85.07	L	LH11		<b>WPT-013A</b>	16100-59139
		82.12-	4Y	YH5#,6#,7#		<b>WPT-016A</b>	16100-79037
		82.12-87.08	L	LH5#,6#,7#		<b>WPT-013A</b>	16100-59139
	2400	87.08-90.01	2L#	LH5#,6#,7#		<b>WPT-013A</b>	16100-59139

※ : Components may slightly differ from GENUINE No.

◇ : Complete Assembly Only.

& : Part No. requires additional components for installation.

# TOYOTA

Model	Year	Engine Type	Body Type	Remarks	AISIN No.	Genuine No.	
<b>HIACE, REGIUSACE</b>	2400	89.08-97.01	2LT#	LH10#,11#,12#,140		<b>WPT-001</b>	16100-59257
		89.08-00.08	2L	LH10#,11#,12#,140,16#17#,184		<b>WPT-001</b>	16100-59257
		95.08-	2RZ#	RZH10#,11#,12#,13#,15#		<b>WPT-042</b>	16100-79455
		95.08-01.08	2L#	LXH1#,2#		<b>WPT-001</b>	16100-59257
		00.08-	2L	LH10#,11#,154,16#,17#,184	TYPE C	<b>WPT-001</b>	16100-59257
		00.09-04.01	2L	LH10#,112,114,154,164,162,172,174,184	TYPE A	—	16100-09092
		00.09-04.01	2L	LH10#,112,114,154,164,162,172,174,184	TYPE B	<b>WPTS-005</b>	16100-09102
	2500	01.08-	2KDFTV	KLH1#,2#		<b>WPT-109</b>	16100-69356
		04.08-	2KDFTV	KDH20#,21#,22#		<b>WPT-134</b>	16100-39425
		05.08-08.10	2KDFTV	KDH20#,212		—	16100-09400
	2700	97.04-02.04	3RZFE	RCH41,47		<b>WPT-044</b>	16100-79445
		98.04-06.05	3RZFE	RCH13,19,23,29		<b>WPT-044</b>	16100-79445
		04.08-	2TRFE	TRH20#,21#,22#		<b>WPT-044</b>	16100-79445
		05.08-	2TRFE	TRH203,213		<b>WPTS-007</b>	16100-09460
	2800	89.08-00.08	3L	LH10#,11#,12#,140,16#,17#,18#		<b>WPT-001</b>	16100-59257
	3000	93.08-04.08	1KZTE	KZH10#,11#,12#,13#		<b>WPT-109</b>	16100-69356
		97.01-	5L	LH10#,11#,12#,16#,17#,18#	TYPE C	<b>WPT-001</b>	16100-59257
		97.04-	1KZTE	KCH4#		<b>WPT-109</b>	16100-69356
		97.06-	5L	LXH4#		<b>WPT-001</b>	16100-59257
		00.09-04.01	5L	LH10#,112,154,164	TYPE A	—	16100-09092
	00.09-04.01	5L	LH10#,112,154,164	TYPE B	<b>WPTS-005</b>	16100-09102	
	00.09-04.01	5LE	LH112,172	TYPE A	—	16100-09092	
	00.09-04.01	5LE	LH112,172	TYPE B	<b>WPTS-005</b>	16100-09102	
	02.10-	5LE	LH172	TYPE C	<b>WPT-001</b>	16100-59257	
	02.10-04.01	5L	LH114,162,172,182,174,184	TYPE A	—	16100-09092	
	02.10-04.01	5L	LH114,162,172,182,174,184	TYPE B	<b>WPTS-005</b>	16100-09102	
	04.08-	1KDFTV	KDH20#,211,22#		<b>WPT-134</b>	16100-39425	
	05.01-	5LE	LH20#,212,222		<b>WPT-001</b>	16100-59257	
<b>HIGHLANDER, KLUGER</b>	2400	00.11-	2AZFE	ACU2#		<b>WPT-129</b>	16100-28041
	2700	08.11-	1ARFE	ASU40		<b>WPT-194</b>	16100-39515
		11.09-	1ARFE	ASU40		<b>WPT-805</b>	16100-09515
	3000	00.11-03.08	1MZFE	MCU2#		<b>WPT-057</b>	16100-29085
	3300	03.08-	3MZFE	MCU2#		<b>WPT-057</b>	16100-29085
		03.08-	3MZFE	MCU28		<b>WPT-057</b>	16100-29085
		07.08-	3MZFE	MHU48		<b>WPT-057</b>	16100-29085
	3500	07.05-	2GRFE	GSU4#		<b>WPT-142</b>	16100-39456
	09.10-	2GRFE	GSU4#		<b>WPT-803</b>	16100-09441	
	10.08-	2GRFXE	GVU48		<b>WPT-142</b>	16100-39456	
<b>HILUX</b>	1600	79.12-88.09	12RJ	RN33,35,4#		—	16100-39285
		83.08-96.11	1Y#	YN5#,6#		<b>WPT-016A</b>	16100-79037
	1800	83.08-98.07	2Y#	YN5#,6#		<b>WPT-016A</b>	16100-79037
		88.08-94.08	2Y	YN106,110,85,90		<b>WPT-016A</b>	16100-79037
		88.08-99.09	2Y	YN8#,9#		<b>WPT-016A</b>	16100-79037
		88.09-96.11	2Y	YN10#,130,8#		<b>WPT-016A</b>	16100-79037
		98.08-00.10	2Y	YN140		<b>WPT-016A</b>	16100-79037
	2000	83.08-96.11	3Y#	YN5#,6#		<b>WPT-016A</b>	16100-79037

※ : Components may slightly differ from GENUINE No.

◇ : Complete Assembly Only.

& : Part No. requires additional components for installation.

# TOYOTA

Model	Year	Engine Type	Body Type	Remarks	AISIN No.	Genuine No.	
<b>HILUX</b>	2000	88.08-99.09	3Y	YN8#,9#		<b>WPT-016A</b>	16100-79037
		88.09-	3Y#	YN10#,130,8#		<b>WPT-016A</b>	16100-79037
		97.08-05.11	1RZ#	RZN14#		<b>WPT-042</b>	16100-79455
		05.01-	1TRFE	TGN1#,16,26,36		<b>WPTS-007</b>	16100-09460
		06.09-10.05	1TRFE	TGN15,16,26,36		<b>WPT-044</b>	16100-79445
	2200	80.08-88.09	L	LN3#,4#		<b>WPT-067</b>	16100-59129
		83.08-85.08	L	LN50,55		<b>WPT-067</b>	16100-59129
		83.08-96.11	4Y#	YN6#		<b>WPT-016A</b>	16100-79037
		88.08-96.11	4Y#	YN10#,13#		<b>WPT-016A</b>	16100-79037
		88.08-99.09	4Y	YN8#,9#		<b>WPT-016A</b>	16100-79037
		96.11-96.11	4Y#	YN5#		<b>WPT-016A</b>	16100-79037
		96.11-97.08	4Y	YN10#		<b>WPT-016A</b>	16100-79037
	2400	82.10-88.09	2L	LN3#,4#		<b>WPT-067</b>	16100-59129
		83.08-95.08	2L	LN5#,6#		<b>WPT-013A</b>	16100-59139
		86.01-98.07	22R#	RN5#,6#		—	16100-39346
		88.08-	22R#	RN10#,110		—	16100-39346
		88.08-	2L#	LN10#,11#,130,8#,90		<b>WPT-001</b>	16100-59257
		88.08-99.09	22R#	RN125,8#,90		—	16100-39346
		95.08-98.07	2L	LN5#,67		<b>WPT-001</b>	16100-59257
		97.01-00.08	2L	LN8#,9#		<b>WPT-001</b>	16100-59257
		97.08-	2L	LN14#,15#,16#,17#,19#		<b>WPT-001</b>	16100-59257
		97.08-	2RZFE	RZN14#,15#,16#,17,19#		<b>WPT-044</b>	16100-79445
		98.08-00.08	2L	LN14#,15#,16#,17#,19#	TYPE A	—	16100-09090
		98.08-00.08	2L	LN14#,15#,16#,17#,19#	TYPE B	—	16100-09100
		00.08-00.09	2L	LN14#,15#,16#,17#,19#	TYPE B	—	16100-09101
		00.08-05.02	2L	LN14#,15#,16#,17#,19#	TYPE A	—	16100-09092
		00.09-05.02	2L	LN14#,15#,16#,17#,19#	TYPE B	<b>WPTS-005</b>	16100-09102
	2500	01.08-05.08	2KDFTV	KDN145,15#,16#,170,190		<b>WPT-109</b>	16100-69356
		02.09-04.08	2KDFTV	KDN145,15#,16#,190		—	16100-09190
		04.08-	2KDFTV	KUN1#,2#,3#		<b>WPT-109</b>	16100-69356
		06.08-	2KDFTV	KUN1#,2#,3#		<b>WPT-146</b>	16100-39485
	2700	97.08-	3RZFE	RZN14#,15#,16#,17#,18#,19#		<b>WPT-044</b>	16100-79445
		97.08-03.08	3RZF	RZN144,149,154,169,193		<b>WPT-044</b>	16100-79445
		01.06-04.12	3RZFE	RZN200,21#		<b>WPT-044</b>	16100-79445
		04.08-	2TRFE	TRN21#		<b>WPT-044</b>	16100-79445
		06.09-	2TRFE	TGN1#,2#,3#		<b>WPT-044</b>	16100-79445
08.01-		2TRFE	TGN1#,2#,3#		<b>WPTS-007</b>	16100-09460	
2800	88.08-	3L	LN10#,11#,13#,8#		<b>WPT-001</b>	16100-59257	
	88.08-01.06	3L	LN9#		<b>WPT-001</b>	16100-59257	
	95.08-98.07	3L	LN5#,67		<b>WPT-001</b>	16100-59257	
	97.08-	3L	LN14#,15#,16#,17#,19#		<b>WPT-001</b>	16100-59257	
	01.08-04.01	3L	LN140,141,146,166,17#,19#	TYPE A	—	16100-09092	
	01.08-04.01	3L	LN140,141,146,166,17#,19#	TYPE B	<b>WPTS-005</b>	16100-09102	
3000	89.08-92.08	3VZE	VZN130		<b>WPT-030</b>	16100-69475	
	92.08-95.11	3VZE	VZN130		<b>WPT-032</b>	16100-69485	
	93.08-95.11	1KZT	KZN130		<b>WPT-109</b>	16100-69356	

※ : Components may slightly differ from GENUINE No.

◇ : Complete Assembly Only.

& : Part No. requires additional components for installation.

# TOYOTA

Model	Year	Engine Type	Body Type	Remarks	AISIN No.	Genuine No.	
<b>HILUX</b>	3000	95.11-00.05	1KZTE	KZN185		<b>WPT-109</b>	16100-69356
		97.08-04.12	5L	LN14#,15#,16#,17#,19#		<b>WPT-001</b>	16100-59257
		98.08-00.08	5L	LN14#,15#,16#,17#,19#	TYPE A	—	16100-09090
		98.08-00.08	5L	LN14#,15#,16#,17#,19#	TYPE B	—	16100-09100
		99.09-05.04	1KZTE	KZN165		<b>WPT-109</b>	16100-69356
		00.05-	1K#	KDN185,KZN185		<b>WPT-109</b>	16100-69356
		00.05-05.04	1KZTE	KZN190		<b>WPT-109</b>	16100-69356
		00.08-	5LE	LN14#,15#,16#,17#,19#		<b>WPT-001</b>	16100-59257
		00.08-00.09	5L	LN14#,15#,16#,17#,19#	TYPE B	—	16100-09101
		00.08-04.07	5L	LN14#,15#,16#,17#,19#	TYPE A	—	16100-09092
		00.08-04.07	5L	LN15#,16#,17#,19#	TYPE B	<b>WPTS-005</b>	16100-09102
		00.08-05.02	5LE	LN14#,15#,16#,17#,19#		—	16100-09092
		01.06-04.01	5L	LN200,205	TYPE A	—	16100-09092
		01.06-04.01	5L	LN200,205	TYPE B	<b>WPTS-005</b>	16100-09102
		01.08-	1KZTE	KZN205		<b>WPT-109</b>	16100-69356
		01.09-05.03	1KDFTV	KDN145,15#,16#,190		<b>WPT-109</b>	16100-69356
		02.09-04.08	1KDFTV	KDN145,15#,16#,190		—	16100-09190
		02.11-	1KDFTV	KDN215		<b>WPT-109</b>	16100-69356
		04.08-	1KDFTV	KUN1#,2#,3#		<b>WPT-109</b>	16100-69356
		05.07-	5LE	LAN15,25,35		<b>WPT-001</b>	16100-59257
06.08-	1KDFTV	KUN1#,2#,3#		<b>WPT-146</b>	16100-39485		
	3400	95.11-	5VZFE	VZN18#		<b>WPT-048</b>	16100-69535
		02.08-05.02	5VZFE	VZN167,172		—	16100-69545
		02.11-05.08	5VZFE	VZN21#		<b>WPT-048</b>	16100-69535
	4000	05.08-	1GRFE	GRN215		<b>WPT-136</b>	16100-39406
		09.03-	1GRFE	GGN15,25,35		<b>WPT-136</b>	16100-39406
<b>INNOVA, KIJANG</b>	2000	04.08-	1TRFE	TGN4#		<b>WPTS-007</b>	16100-09460
		2500	04.08-	2KDFTV	KUN40		<b>WPT-109</b>
	08.01-		2KDFTV	KUN40		<b>WPT-146</b>	16100-39485
	2700	04.08-	2TRFE	TGN41		<b>WPTS-007</b>	16100-09460
		12.01-	2TRFE	TGN41		<b>WPT-044</b>	16100-79445
<b>IPSUM, AVENSIS, VERSO, PICNIC</b>	2000	96.05-	3SFE	SXM1#		<b>WPTK-010</b>	16100-79186
		2200	97.09-98.11	3CTE	CXM10		<b>WPT-126</b>
	98.11-		3CTE	CXM10		<b>WPT-126</b>	16100-69435
	2400	01.05-	2AZFE	ACM2#		<b>WPT-129</b>	16100-28041
<b>IQ</b>	1000	08.11-	1KRFE	KGJ10		<b>WPT-164</b>	16100-80005
	1300	09.05-	1NRFE	NGJ10		<b>WPT-168</b>	16100-80008
	1400	08.11-12.05	1NDTV	NUJ10		<b>WPT-184</b>	16100-39536
<b>ISIS</b>	1800	04.09-09.09	1ZZFE	ZNM10		<b>WPT-106</b>	16100-29415
		09.09-12.06	2ZRFAE	ZGM1#		<b>WPT-140</b>	16100-39466
		12.06-	2ZRFAE	ZGM1#		<b>WPT-195</b>	16100-39565
	2000	04.09-	1AZFSE	ANM1#		<b>WPT-129</b>	16100-28041
		09.09-12.06	3ZRFAE	ZGM1#		<b>WPT-140</b>	16100-39466
		12.06-	3ZRFAE	ZGM1#		<b>WPT-195</b>	16100-39565
<b>IST</b>	1300	02.04-	2NZFE	NCP6#		<b>WPT-111</b>	16100-29157
	1500	02.04-	1NZFE	NCP6#		<b>WPT-111</b>	16100-29157

※ : Components may slightly differ from GENUINE No.

◇ : Complete Assembly Only.

& : Part No. requires additional components for installation.



# TOYOTA

Model	Year	Engine Type	Body Type	Remarks	AISIN No.	Genuine No.	
<b>IST</b>	1500	07.07-	1NZFE	NCP11#		<b>WPT-111</b>	16100-29157
	1800	07.07-10.08	2ZRFE	ZSP110	WPT-044	<b>WPT-140</b>	16100-39466
<b>LANDCRUISER</b>	2400	84.11-90.01	2L#	LJ7#		<b>WPT-013A</b>	16100-59139
		84.11-96.04	22R#	RJ7#		—	16100-39346
		90.01-95.01	2L#	LJ7#		<b>WPT-001</b>	16100-59257
	2700	96.04-02.09	3RZF	RZJ9#		<b>WPT-044</b>	16100-79445
		96.04-08.12	3RZFE	RZJ9#		<b>WPT-044</b>	16100-79445
		04.08-	2TRFE	TRJ12#		<b>WPT-044</b>	16100-79445
		09.08-	2TRFE	TRJ15#		<b>WPT-044</b>	16100-79445
	2800	90.01-96.04	3L	LJ7#		<b>WPT-001</b>	16100-59257
		96.04-02.09	3L	LJ9#		<b>WPT-001</b>	16100-59257
	3000	93.05-96.04	1KZT, 1KZTE	KZJ7#		<b>WPT-109</b>	16100-69356
		96.04-02.09	1KZ#	KZJ9#		<b>WPT-109</b>	16100-69356
		00.05-02.11	1K#	KDJ9#,KZJ9#		<b>WPT-109</b>	16100-69356
		02.09-	1K#	KDJ120,KZJ120		<b>WPT-109</b>	16100-69356
		02.09-	5LE	LJ12#		<b>WPT-001</b>	16100-59257
		09.08-	1KDFTV	KDJ15#		<b>WPT-109</b>	16100-69356
		09.08-	5LE	LJ150		<b>WPT-001</b>	16100-59257
	3400	80.08-85.10	3B	BJ6#		<b>WPT-074</b>	16100-59105
		80.08-88.08	3B	BJ60		<b>WPT-019</b>	16100-59076
		84.11-88.08	3B	BJ7#		<b>WPT-074</b>	16100-59105
		84.11-88.08	3B	BJ70,73,75	MIDDLE EAST	<b>WPT-019</b>	16100-59076
		84.11-90.01	13BT	BJ7#		<b>WPT-074</b>	16100-59105
		88.08-90.01	3B	BJ60		<b>WPT-039</b>	16100-59265
88.08-90.01		3B	BJ7#		<b>WPT-080</b>	16100-59187	
88.08-90.01		3B	BJ7#	MIDDLE EAST	<b>WPT-039</b>	16100-59265	
96.04-02.09		5VZFE	VZJ9#		<b>WPT-048</b>	16100-69535	
96.04-02.09		5VZFE	VZJ9#		—	16100-69545	
02.09-05.08		5VZFE	VZJ12#		<b>WPT-048</b>	16100-69535	
02.09-08.12	5VZFE	VZJ95		—	16100-69545		
3500	90.01-95.01	1PZ	PZJ7#		<b>WPT-015</b>	16100-19235	
4000	80.08-85.06	2H	HJ47		—	16100-69167	
	80.08-86.04	2F	FJ4#		—	16100-61012	
	80.08-86.04	2F	FJ4#	CAST IRON BODY	—	16100-61140	
	80.08-86.04	2F	FJ4#	CAST IRON BODY, WITH OIL COOLER	—	16100-61150	
	80.08-86.04	2F	FJ4#	WITH OIL COOLER	<b>WPT-020</b>	16100-61041	
	80.08-87.08	2F	FJ60		※ <b>WPT-063</b>	16100-61130	
	80.08-87.08	2F	FJ60		—	16110-61081	
	80.08-90.01	12HT	HJ6#		※ <b>WPT-051</b>	16100-69037	
	80.08-90.01	2H	HJ6#		※ <b>WPT-051</b>	16100-69037	
	84.11-90.01	2H	HJ75		—	16100-69167	
	84.11-90.01	2H	HJ75	AUSTRALIA	※ <b>WPT-051</b>	16100-69037	
	84.11-90.01	3F	FJ62	DIRECT TYPE	<b>WPT-061</b>	16100-69235	
	84.11-90.01	3F	FJ62	DIRECT,WITH OIL COOLER	<b>WPT-037</b>	16100-69245	
	84.11-90.01	3F	FJ7#		※ <b>WPT-071</b>	16100-69146	
	84.11-90.01	3F	FJ7#		<b>WPT-071</b>	16110-61170	

※ : Components may slightly differ from GENUINE No.

◇ : Complete Assembly Only.

& : Part No. requires additional components for installation.

# TOYOTA

Model	Year	Engine Type	Body Type	Remarks	AISIN No.	Genuine No.		
<b>LANDCRUISER</b>	4000	84.11-90.01	3F	FJ7#	CAST IRON, WITH OIL COOLER	—	16100-69136	
		84.11-90.01	3F	FJ7#	WITH OIL COOLER	<b>WPT-029</b>	16100-69156	
		84.11-90.01	3F	FJ7#	WITH OIL COOLER	<b>WPT-029</b>	16110-61180	
		84.11-92.01	3F	FJ7#	CAST IRON BODY	—	16100-69127	
		84.11-92.03	3F	FJ62		※ <b>WPT-071</b>	16100-69146	
		84.11-92.03	3F	FJ62		<b>WPT-071</b>	16110-61170	
		84.11-92.03	3F	FJ62	WITH OIL COOLER	※ <b>WPT-029</b>	16100-69156	
		84.11-92.03	3F	FJ62	WITH OIL COOLER	<b>WPT-029</b>	16110-61180	
		84.11-92.08	3F	FJ7#		<b>WPT-061</b>	16100-69235	
		84.11-92.08	3F	FJ7#	WITH OIL COOLER	<b>WPT-037</b>	16100-69245	
		87.08-90.01	3FE	FJ62		※ <b>WPT-029</b>	16100-69196	
		87.08-90.01	3FE	FJ62		<b>WPT-029</b>	16110-61180	
		90.01-92.01	3F	FJ80		<b>WPT-061</b>	16100-69235	
		90.01-92.01	3F	FJ80	WITH OIL COOLER	<b>WPT-037</b>	16100-69245	
		90.01-92.08	3F	FJ7#	WITH D450 X 8 2STEP 1000CST & OIL COOLER	<b>WPT-150</b>	16100-69255	
		90.01-92.08	3F	FJ7#	WITH D450 X 8 2STEP 1000CST FAN & COUPLING	—	16100-69265	
		90.01-92.08	3FE	FJ80		<b>WPT-150</b>	16100-69255	
		92.01-92.08	3F#	FJ80		<b>WPT-150</b>	16100-69255	
		4200	90.01-	1H#	HDJ7#,HZJ7#		<b>WPT-015</b>	16100-19235
			90.01-92.08	3F	FJ80		—	16100-69265
90.01-01.03	1H#		HDJ8#,HZJ8#		<b>WPT-015</b>	16100-19235		
98.01-	1H#		HDJ100,HZJ105		<b>WPT-015</b>	16100-19235		
03.01-	1GRFE		GRJ12#		<b>WPT-136</b>	16100-39406		
07.09-12.02	1GRFE		GRJ200		<b>WPT-136</b>	16100-39406		
09.07-	1GRFE		GRJ7#		<b>WPT-136</b>	16100-39406		
09.08-	1GRFE		GRJ15#		<b>WPT-169</b>	16100-39545		
12.01-	1GRFE		GRJ200		<b>WPT-169</b>	16100-39545		
4500	92.01-98.01		1FZ#	FZJ80,ZJ7#		<b>WPT-023</b>	16100-69325	
	98.01-	1FZ#	FZJ80,7#,10#		<b>WPT-131</b>	16100-69415		
	07.01-	1VDFTV	VDJ7#		<b>WPT-143</b>	16100-59365		
	07.09-	1VDFTV	VDJ200		<b>WPT-143</b>	16100-59365		
4600	09.05-	1URFE	URJ202		<b>WPT-188</b>	16100-39555		
4700	98.01-	2UZFE	UZJ100		<b>WPT-125</b>	16100-59276		
	07.09-12.02	2UZFE	UZJ200		<b>WPT-125</b>	16100-59276		
5700	07.09-	3URFE	URJ200		<b>WPT-196</b>	16100-39496		
	09.01-10.04	3URFE	URJ200		<b>WPT-804</b>	16100-09490		
	10.04-10.12	3URFE	URJ200		<b>WPT-804</b>	16100-09491		
<b>LEXUS CT</b>	1800	10.12-12.04	2ZRFXE, 5ZRFXE	ZWA10	HV	<b>WPT-190</b>	161A0-39015	
		12.04-	2ZRFXE, 5ZRFXE	ZWA10	HV	<b>WPT-190</b>	161A0-29015	
<b>LEXUS ES</b>	2400	09.08-	2AZFE	ACV40		<b>WPT-129</b>	16100-28041	
		2500	89.06-91.07	2VZFE	VZV21		<b>WPT-002</b>	16100-69455
	12.06-		2ARFE	ASV60		<b>WPT-194</b>	16100-39515	
	12.06-		2ARFXE	AVV60	HV	<b>WPT-191</b>	161A0-39025	
	3000	91.07-96.08	3VZFE	VCV10		<b>WPT-002</b>	16100-69455	
		93.08-96.08	1MZFE	MCV10		<b>WPT-057</b>	16100-29085	
96.08-		1MZFE	MCV20		<b>WPT-057</b>	16100-29085		

※ : Components may slightly differ from GENUINE No.

◇ : Complete Assembly Only.

& : Part No. requires additional components for installation.

# TOYOTA

Model	Year	Engine Type	Body Type	Remarks	AISIN No.	Genuine No.
<b>LEXUS ES</b>	3000	01.07-	1MZFE	MCV30		<b>WPT-057</b> 16100-29085
	3300	03.07-	3MZFE	MCV31		<b>WPT-057</b> 16100-29085
	3500	06.03-	2GRFE	GSV40		<b>WPT-142</b> 16100-39456
		12.06-	2GRFE	GSV60		<b>WPT-142</b> 16100-39456
<b>LEXUS GS</b>	2500	11.12-	4GRFSE	GRL1#,GWL10		<b>WPT-137</b> 16100-39436
	3000	93.01-97.08	2JZGE	JZS147		<b>WPT-110</b> 16100-49838
		97.08-	2JZGE	JZS160		<b>WPT-116</b> 16100-49877
		97.08-	2JZGE	JZS160		<b>WPT-155</b> 16110-49156
		05.01-	3GR#	GRS19#		<b>WPT-137</b> 16100-39436
	3500	05.01-	2GRFSE	GRS19#		<b>WPT-137</b> 16100-39436
		11.12-	2GR#	GRL1#,GWL10		<b>WPT-137</b> 16100-39436
	4000	97.08-00.07	1UZFE	UZS160		<b>WPT-125</b> 16100-59276
	4300	97.08-05.01	3UZFE	UZS161		<b>WPT-125</b> 16100-59276
		05.01-08.09	3UZFE	UZS190		<b>WPT-125</b> 16100-59276
	4600	07.09-	1UR#	URS190		<b>WPT-187</b> 16100-39506
<b>LEXUS GX</b>	4000	12.06-	1GRFE	GRJ158		<b>WPT-169</b> 16100-39545
	4600	09.11-	1URFE	URJ150		<b>WPT-188</b> 16100-39555
	4700	02.11-	2UZFE	UZJ120		<b>WPT-125</b> 16100-59276
<b>LEXUS HS</b>	2400	09.07-	2AZFXE	ANF10		<b>WPT-129</b> 16100-28041
<b>LEXUS IS</b>	2000	99.01-05.07	1GFE	GXE10		<b>WPT-112</b> 16100-79285
	2200	05.11-10.08	2ADFHV	ALE20		<b>WPT-145</b> 16100-29495
		10.08-12.08	2AD#	ALE20		<b>WPT-145</b> 16100-29495
	2500	05.08-	4GRFSE	GSE2#		<b>WPT-137</b> 16100-39436
	3000	00.05-05.07	2JZGE	JCE10		<b>WPT-116</b> 16100-49877
		00.05-05.07	2JZGE	JCE10		<b>WPT-155</b> 16110-49156
		06.04-	3GRFE	GSE2#		<b>WPT-137</b> 16100-39436
	3500	05.08-	2GRFSE	GSE2#		<b>WPT-137</b> 16100-39436
5000	07.12-	2URGSE	USE20		<b>WPT-187</b> 16100-39506	
<b>LEXUS LS</b>	4000	89.05-94.10	1UZFE	UCF10		<b>WPT-027</b> 16100-50023
		94.10-97.07	1UZFE	UCF20		<b>WPT-027</b> 16100-50023
		97.07-	1UZFE	UCF20		<b>WPT-125</b> 16100-59276
	4300	00.08-	3UZFE	UCF30		<b>WPT-125</b> 16100-59276
	4600	06.08-	1UR#	USF4#		<b>WPT-187</b> 16100-39506
	5000	07.04-	2URFSE	UVF4#		<b>WPT-187</b> 16100-39506
<b>LEXUS LX</b>	4500	95.11-98.01	1FZFE	FZJ80		<b>WPT-023</b> 16100-69325
	4600	12.01-	1URFE	URJ202		<b>WPT-188</b> 16100-39555
	4700	98.01-	2UZFE	UZJ100		<b>WPT-125</b> 16100-59276
	5700	07.11-	3URFE	URJ201		<b>WPT-196</b> 16100-39496
		09.01-10.04	3URFE	URJ201		<b>WPT-804</b> 16100-09490
10.04-10.12	3URFE	URJ201		<b>WPT-804</b> 16100-09491		
<b>LEXUS RX</b>	2700	10.08-	1ARFE	AGL10		— 16100-39515
	3000	98.01-	1MZFE	MCU1#		<b>WPT-057</b> 16100-29085
		03.02-	1MZFE	MCU3#		<b>WPT-057</b> 16100-29085
	3300	03.02-	3MZFE	MCU3#		<b>WPT-057</b> 16100-29085
		05.03-08.12	3MZFE	MHU3#		<b>WPT-057</b> 16100-29085
	3500	06.01-08.12	2GRFE	GSU3#		<b>WPT-142</b> 16100-39456

※ : Components may slightly differ from GENUINE No.

◇ : Complete Assembly Only.

& : Part No. requires additional components for installation.

# TOYOTA

Model	Year	Engine Type	Body Type	Remarks	AISIN No.	Genuine No.	
<b>LEXUS RX</b>	3500	07.01-09.01	2GRFE	GSU3#		<b>WPT-803</b>	16100-09440
		08.12-09.03	2GRFE	GGL1#		<b>WPT-142</b>	16100-39456
		09.01-	2GRFE	GGL1#		<b>WPT-803</b>	16100-09441
		09.03-	2GR#	GGL1#,GYL1#		<b>WPT-142</b>	16100-39456
<b>LEXUS SC</b>	3000	91.08-00.07	2JZGE	JZZ31		<b>WPT-110</b>	16100-49838
		91.08-00.07	2JZGE	JZZ31		<b>WPT-038</b>	16110-49097
	4000	91.04-97.09	1UZFE	UZZ30		<b>WPT-027</b>	16100-50023
		97.09-	1UZFE	UZZ30		<b>WPT-125</b>	16100-59276
4300	01.01-	3UZFE	UZZ40		<b>WPT-125</b>	16100-59276	
<b>LITEACE</b>	1300	79.10-86.09	4KJ	KM2#		<b>WPT-024A</b>	16100-19156
		82.10-85.08	4K	KM20		<b>WPT-024A</b>	16100-19156
		85.09-92.01	4KJ	KM3#		<b>WPT-024A</b>	16100-19156
		86.10-	4K	KM5#		<b>WPT-024A</b>	16100-19156
	1500	85.09-	5K#	KM3#		<b>WPT-021A</b>	16100-19166
		92.01-96.10	5K#	KR2#		<b>WPT-024A</b>	16100-19156
		96.11-98.12	5K	KR41		<b>WPT-024A</b>	16100-19156
		08.01-	3SZVE	S402,412		<b>WPT-175</b>	16100-B9440
	1600	82.10-86.09	1Y, 1YJ	YM2#		<b>WPT-016A</b>	16100-79037
	1800	82.10-86.09	1C	CM2#		※ <b>WPT-004</b>	16100-64H04
		82.10-86.09	2Y#	YM2#		<b>WPT-016A</b>	16100-79037
		85.09-88.08	1C	CM3#,4#		※ <b>WPT-004</b>	16100-64H04
		86.10-	2Y	YM55,6#		<b>WPT-016A</b>	16100-79037
		86.10-89.12	1C	CM5#,6#		※ <b>WPT-004</b>	16100-64H04
		92.01-96.10	2YJ	YR2#,30		<b>WPT-016A</b>	16100-79037
		96.11-98.04	2Y#	YM3#,4#		<b>WPT-016A</b>	16100-79037
		96.11-07.08	7K#	KR42,52		<b>WPT-122</b>	16100-19276
	2000	99.06-	7KE	KM7#,8#		<b>WPT-122</b>	16100-19276
		82.10-86.09	2C	CM2#		※ <b>WPT-004</b>	16100-64H04
		85.09-90.05	2C#	CM3#,4#		※ <b>WPT-004</b>	16100-64H04
		85.09-92.01	3Y#	YM3#,4#		<b>WPT-016A</b>	16100-79037
		86.10-90.05	2C	CM5#,6#		※ <b>WPT-004</b>	16100-64H04
		90.05-92.01	2C#	CM3#,4#		<b>WPT-126</b>	16100-64H06
		90.05-98.04	2C	CM36		<b>WPT-126</b>	16100-64H06
		90.05-98.11	2C	CM5#,6#		<b>WPT-126</b>	16100-64H06
		92.01-96.10	2C#	CR2#		<b>WPT-126</b>	16100-64H06
		92.01-96.11	3Y#	YR2#,30,39		<b>WPT-016A</b>	16100-79037
		96.10-98.11	2C	CR4#,5#		<b>WPT-126</b>	16100-64H06
		96.10-01.11	3SFE	SR40,50		<b>WPTK-010</b>	16100-79186
	2200	96.11-00.07	3Y	YR21		<b>WPT-016A</b>	16100-79037
		98.11-	2C	CM5#,6#		<b>WPT-126</b>	16100-69435
		98.11-98.12	2C	CR4#,5#		<b>WPT-126</b>	16100-69435
92.01-96.11		4YEC	YR2#,39		<b>WPT-016A</b>	16100-79037	
93.09-96.10		3CT	CR22,29,31,38		<b>WPT-059</b>	16100-69377	
96.10-98.11		3CT	CR4#,5#		<b>WPT-126</b>	16100-64H06	
98.11-04.07		3C#	CR4#,5#		<b>WPT-126</b>	16100-69435	
99.06-04.08		3CE	CM7#,8#		<b>WPT-126</b>	16100-69435	

※ : Components may slightly differ from GENUINE No.

◇ : Complete Assembly Only.

& : Part No. requires additional components for installation.

# TOYOTA

Model	Year	Engine Type	Body Type	Remarks	AISIN No.	Genuine No.	
<b>MARK X</b>	2500	04.11-	4GRFSE	GRX12#		<b>WPT-137</b>	16100-39436
		09.10-	4GRFSE	GRX13#		<b>WPT-137</b>	16100-39436
	3000	04.11-	3GRFSE	GRX12#		<b>WPT-137</b>	16100-39436
		09.10-	2GRFSE	GRX13#		<b>WPT-137</b>	16100-39436
<b>MARK X ZIO</b>	2400	07.09-	2AZFE	ANA1#		<b>WPTS-008</b>	16100-0H050
		11.01-	2AZFE	ANA1#		<b>WPT-129</b>	16100-28041
	3500	07.09-	2GRFE	GGA10		<b>WPT-142</b>	16100-39456
<b>MARK II, CHASER, CRESTA, CRESSIDA</b>	1800	84.08-97.04	2Y#	YX7#		<b>WPT-016A</b>	16100-79037
		88.08-90.08	4SFI	SX80		<b>WPTK-010</b>	16100-79186
		90.08-95.12	4SF#	SX80		<b>WPTK-010</b>	16100-79186
		90.08-95.12	4SF#	SX80		<b>WPT-010A</b>	16110-79026
		92.10-96.09	4SFE	SX90		<b>WPTK-010</b>	16100-79186
		92.10-96.09	4SFE	SX90		<b>WPT-010A</b>	16110-79026
		97.04-	4SFE	SX100		<b>WPTK-010</b>	16100-79186
	2000	84.08-85.10	MTEU	MX71		—	16100-49746
		84.08-85.10	MTEU	MX71		—	16110-49066
		84.08-88.08	1GEU	GX7#		<b>WPT-035</b>	16100-79015
		84.08-88.08	1GGEU	GX71		<b>WPT-045</b>	16100-79025
		85.10-88.08	1GGTEU	GX71		<b>WPT-053</b>	16100-79065
		88.08-90.08	1GGTE	GX81		<b>WPT-053</b>	16100-79065
		88.08-90.08	1GGZE	GX81		—	16100-79055
		88.08-93.02	1GGE	GX81		<b>WPT-045</b>	16100-79025
		88.08-95.12	1GFE	GX81		<b>&amp; WPT-009</b>	16100-79117
		88.08-95.12	3YP	YX80		<b>WPT-016A</b>	16100-79037
		88.10-97.04	1GFE	GX70		<b>&amp; WPT-009</b>	16100-79117
		88.12-88.08	3Y#	YX7#		<b>WPT-016A</b>	16100-79037
		92.10-96.09	1GFE	GX90		<b>&amp; WPT-009</b>	16100-79117
		96.09-98.08	1GFE	GX100		<b>&amp; WPT-009</b>	16100-79117
		98.08-	1GFE	GX10#		<b>WPT-112</b>	16100-79285
		00.10-07.06	1GFE	GX11#		<b>WPT-112</b>	16100-79285
	2200	97.04-	5SFE	SXV2#		<b>WPTK-010</b>	16100-79186
	2400	84.08-88.08	2L#	LX7#		<b>WPT-013A</b>	16100-59139
		88.08-93.08	2L#	LX80		<b>WPT-001</b>	16100-59257
		88.12-94.09	2L	LX76		<b>WPT-001</b>	16100-59257
		92.10-96.09	2LTE	LX90		<b>WPT-001</b>	16100-59257
		96.09-99.08	2LTE	LX100		<b>WPT-001</b>	16100-59257
	2500	90.08-92.10	1JZGTE	JZX81		—	16110-46011
		90.08-93.02	1JZGE	JZX81		<b>WPT-110</b>	16100-49838
		90.08-93.02	1JZGE	JZX81		<b>WPT-038</b>	16110-49097
		92.10-96.09	1JZGE	JZX90,93		<b>WPT-110</b>	16100-49838
92.10-96.09		1JZGE	JZX90,93		<b>WPT-038</b>	16110-49097	
92.10-96.09		1JZGTE	JZX90		—	16110-46011	
96.09-01.06		1JZGE	JZX10#		<b>WPT-121</b>	16100-80009	
96.09-01.06		1JZGE	JZX10#		<b>WPT-124</b>	16110-49148	
96.09-01.06		1JZGTE	JZX100		—	16100-49856	
96.09-01.06		1JZGTE	JZX100		<b>WPT-083</b>	16110-49135	

※ : Components may slightly differ from GENUINE No.

◇ : Complete Assembly Only.

& : Part No. requires additional components for installation.

# TOYOTA

Model	Year	Engine Type	Body Type	Remarks	AISIN No.	Genuine No.	
<b>MARK II, CHASER, CRESTA, CRESSIDA</b>	2500	97.04-	2MZFE	MCV2#		<b>WPT-057</b>	16100-29085
		00.10-	1JZFSE, 1JZGE	JZX11#		<b>WPT-121</b>	16100-80009
		00.10-	1JZFSE, 1JZGE	JZX11#		<b>WPT-124</b>	16110-49148
		00.10-06.04	1JZGTE	JZX110		—	16100-49856
		00.10-06.04	1JZGTE	JZX110		<b>WPT-083</b>	16110-49135
	3000	89.08-93.02	7MGE	MX83		<b>WPT-025</b>	16100-49805
		92.10-96.09	2JZGE	JZX91		<b>WPT-110</b>	16100-49838
		96.09-99.09	2JZGE	JZX101		<b>WPT-110</b>	16100-49838
	97.04-	1MZFE	MCV2#		<b>WPT-057</b>	16100-29085	
	99.09-01.06	2JZGE	JZX10#		<b>WPT-121</b>	16100-80009	
	99.09-01.06	2JZGE	JZX10#		<b>WPT-124</b>	16110-49148	
<b>MATRIX</b>	1800	02.01-04.05	1ZZFE	ZZE130,132,134		<b>WPT-106</b>	16100-29415
		02.01-06.07	2ZZGE	ZZE131,133		—	16100-29146
		08.01-	2ZRFE	ZRE142		<b>WPT-140</b>	16100-09560
		08.01-	2ZRFE	ZRE142		<b>WPT-140</b>	16100-39466
	2400	08.01-	2AZFE	AZE14#		<b>WPT-129</b>	16100-28041
		08.01-12.04	2AZFE	AZE14#		<b>WPT-801</b>	16100-0H010
<b>MEGACRUISER</b>	4100	96.01-	15BFT	BXD20		<b>WPT-080</b>	16100-59187
		99.06-	15BFTE	BXD20		<b>WPT-171</b>	16100-59295
<b>MODEL-F</b>	1800	82.11-87.04	2Y#	YR2#,31		<b>WPT-016A</b>	16100-79037
	2000	82.11-90.01	3Y#	YR2#,31		<b>WPT-016A</b>	16100-79037
		83.05-88.08	2C	CR21		※ <b>WPT-004</b>	16100-64H04
	2200	82.11-90.01	4YEC	YR2#,31		<b>WPT-016A</b>	16100-79037
<b>MR-S, MR-2 SPYDER</b>	1800	99.10-	1ZZFE	ZZW30		<b>WPT-106</b>	16100-29415
<b>MR2</b>	1500	84.06-89.12	3ALU	AW10		<b>WPT-022</b>	16100-19106
		84.06-89.12	3ALU	AW10		<b>WPT-008A</b>	16110-19047
	1600	84.06-89.12	4AG#	AW11		※ <b>WPT-055</b>	16100-19115
		84.06-89.12	4AG#	AW11		<b>WPT-055</b>	16110-19165
	1800	99.12-05.09	1ZZFE	ZZW30		<b>WPT-106</b>	16100-29415
	2000	89.12-92.08	3SFE	SW20		<b>WPT-105</b>	16100-79136
		89.12-93.11	3SGE	SW20		—	16100-79176
		89.12-95.06	3SGTE	SW20		<b>WPT-151</b>	16100-79127
		93.11-	3SG#	SW20		<b>WPT-127</b>	16100-79226
	2200	90.01-95.06	5SFE	SW21		<b>WPT-105</b>	16100-79136
<b>NADIA</b>	2000	98.07-	3SF#	SXN1#		<b>WPTK-010</b>	16100-79186
		01.04-	1AZFSE	ACN1#		<b>WPT-129</b>	16100-28041
<b>NOAH/VOXY</b>	2000	01.11-	1AZFSE	AZR6#		<b>WPT-129</b>	16100-28041
		07.06-	3ZR#	ZRR7#		<b>WPT-140</b>	16100-39466
<b>OPA</b>	1800	00.04-	1ZZFE	ZCT1#		<b>WPT-106</b>	16100-29415
	2000	00.08-	1AZFSE	ACT10		<b>WPT-129</b>	16100-28041
<b>ORIGIN</b>	3000	00.08-01.06	2JZGE	JCG17		<b>WPT-121</b>	16100-80009
		00.08-01.06	2JZGE	JCG17		<b>WPT-124</b>	16110-49148
<b>PASEO</b>	1500	91.04-95.08	5EFE	EL44		<b>WPT-011A</b>	16100-19226
		91.04-95.08	5EFE	EL44		<b>WPT-107A</b>	16110-19106
		95.08-	5EFE	EL54		<b>WPT-011A</b>	16100-19226
		95.08-96.11	5EFE	EL54		<b>WPT-107A</b>	16110-19106

※ : Components may slightly differ from GENUINE No.

◇ : Complete Assembly Only.

& : Part No. requires additional components for installation.



# TOYOTA

Model	Year	Engine Type	Body Type	Remarks	AISIN No.	Genuine No.	
<b>PASEO</b>	1500	96.11-	5EFE	EL54		<b>WPT-006</b> 16110-19107	
<b>PASSO</b>	1000	04.05-10.02	1KRFE	KGC1#		<b>WPT-186</b> 16100-80007	
		10.02-	1KRFE	KGC3#		<b>WPT-186</b> 16100-80007	
	1300	04.05-10.02	K3VE	QNC10		<b>WPT-117</b> 16100-B9010	
		10.02-	1NRFE	NGC30		<b>WPT-181</b> 16100-80004	
1500	08.12-	3SZVE	M502,512		<b>WPT-117</b> 16100-B9010		
<b>PIXIS</b>	660	11.09-	KF#	L575,585	SPACE	<b>WPD-044</b> 16100-B9454	
		11.12-	KF#	S321,331	VAN	<b>WPD-047</b> 16100-B9463	
		11.12-	KFVE	S201,211	TRUCK	<b>WPD-044</b> 16100-B9454	
		12.04-	KFVE	LA300,310	EPOCH	<b>WPD-044</b> 16100-B9454	
<b>PORTE, SPADE</b>	1300	04.07-	2NZFE	NNP1#		<b>WPT-111</b> 16100-29157	
		12.07-13.08	1NRFE	NSP140	&Bolt 91552-81050	<b>WPT-181</b> 16100-80004	
	1500	04.07-	1NZFE	NNP1#		<b>WPT-111</b> 16100-29157	
		12.07-	1NZFE	NCP14#		<b>WPT-111</b> 16100-29157	
<b>PRIUS</b>	1500	97.12-00.05	1NZFXE	NHW10		— 16100-29105	
		00.05-	1NZFXE	NHW11		<b>WPT-111</b> 16100-29157	
		03.08-	1NZFXE	NHW20		<b>WPT-111</b> 16100-29157	
	1800	09.04-	2ZRFXE	ZVW30		<b>WPT-190</b> 161A0-39015	
		09.12-	2ZRFXE	ZVW35		<b>WPT-190</b> 161A0-39015	
		11.12-	5ZRFXE	ZVW30		<b>WPT-190</b> 161A0-39015	
11.12-	5ZRFXE	ZVW30	Only for China	<b>WPT-190</b> 161A0-39015			
<b>PRIUS (PLUG-IN HYBRID)</b>	1800	09.12-	2ZRFXE	ZVW35		<b>WPT-190</b> 161A0-39015	
<b>PRIUS +/PRIUS V</b>	1800	11.04-	2ZRFXE	ZVW4#		<b>WPT-190</b> 161A0-39015	
<b>PRIUS C</b>	1500	11.12-	1NZFXE	NHP10		<b>WPT-190</b> 161A0-29015	
<b>PRIUS C / AQUA</b>	1500	11.12-	1NZFXE	NHP10		<b>WPT-190</b> 161A0-29015	
<b>PRIUS V/+/ α</b>	1800	11.04-	2ZRFXE	ZVW4#		<b>WPT-190</b> 161A0-39015	
<b>PROBOX/SUCCEED</b>	1300	02.06-	2NZFE	NCP5#		<b>WPT-111</b> 16100-29157	
		1400	02.06-03.01	1NDTV	NLP51		<b>WPT-111</b> 16100-29157
			03.01-07.08	1NDTV	NLP51		<b>WPT-132</b> 16100-29196
	1500	02.06-	1NZ#	NCP5#		<b>WPT-111</b> 16100-29157	
<b>PROGRES</b>	2500	98.05-99.11	1JZGE	JCG10		<b>WPT-121</b> 16100-80009	
		98.05-99.11	1JZGE	JCG10		<b>WPT-124</b> 16110-49148	
		99.11-01.04	1JZGE	JCG10,11		<b>WPT-121</b> 16100-80009	
		99.11-01.04	1JZGE	JCG10,11		<b>WPT-124</b> 16110-49148	
		99.12-01.04	1JZGE	JCG15		<b>WPT-116</b> 16100-49877	
		99.12-01.04	1JZGE	JCG15		<b>WPT-155</b> 16110-49156	
		01.04-	1JZFSE	JCG10,11		<b>WPT-121</b> 16100-80009	
		01.04-	1JZFSE	JCG10,11		<b>WPT-124</b> 16110-49148	
		01.04-	1JZFSE	JCG15		<b>WPT-116</b> 16100-49877	
		01.04-	1JZFSE	JCG15		<b>WPT-155</b> 16110-49156	
	3000	98.05-99.11	2JZGE	JCG11		<b>WPT-110</b> 16100-49837	
		98.05-99.11	2JZGE	JCG11		<b>WPT-110</b> 16100-49838	
		99.11-01.04	2JZGE	JCG10,11		<b>WPT-121</b> 16100-80009	
		99.11-01.04	2JZGE	JCG10,11		<b>WPT-124</b> 16110-49148	
01.04-	2JZFSE	JCG10,11		<b>WPT-121</b> 16100-80009			
01.04-	2JZFSE	JCG10,11		<b>WPT-124</b> 16110-49148			

※ : Components may slightly differ from GENUINE No.

◇ : Complete Assembly Only.

& : Part No. requires additional components for installation.

# TOYOTA

Model	Year	Engine Type	Body Type	Remarks	AISIN No.	Genuine No.	
<b>PRONARD</b>	3000	00.02-03.01	1MZFE	MCX20		<b>WPT-057</b> 16100-29085	
<b>PUBLICA</b>	1300	82.01-88.08	4KJ	KP39		<b>WPT-021A</b> 16100-19166	
<b>QUALIS</b>	2000	02.01-04.12	1RZE	RZF50		<b>WPT-044</b> 16100-79445	
	2400	99.12-00.08	2L	LF50	TYPE A	—	16100-09090
		99.12-00.08	2L	LF50	TYPE B	—	16100-09100
		99.12-04.12	2L	LF50		<b>WPT-001</b>	16100-59257
		00.08-00.09	2L	LF50	TYPE A	—	16100-09091
		00.08-00.09	2L	LF50	TYPE B	—	16100-09101
		00.09-04.03	2L	LF50	TYPE A	—	16100-09092
		00.09-04.03	2L	LF50	TYPE B	<b>WPTS-005</b>	16100-09102
<b>QUICKDELIVERY</b>	2200	82.11-85.07	L	LH24		<b>WPT-013A</b> 16100-59139	
	2400	85.08-88.08	2L	LH8#		<b>WPT-013A</b>	16100-59139
		88.08-89.10	2L	LH80		<b>WPT-001</b>	16100-59257
		88.08-89.10	2L	LH85		<b>WPT-013A</b>	16100-59139
		89.10-95.05	2L	LH8#		<b>WPT-001</b>	16100-59257
	2700	96.10-99.08	3RZFP	RZU68		<b>WPT-044</b>	16100-79445
		00.01-03.06	3RZFPE	BU280		<b>WPT-044</b>	16100-79445
		03.06-06.10	3RZFPE	RZU280		<b>WPT-044</b>	16100-79445
		04.06-06.10	3RZFPE	XZU281		<b>WPT-044</b>	16100-79445
	2800	95.05-97.01	3L	LH81,LY151		<b>WPT-001</b>	16100-59257
		97.01-00.08	3L	LH8#,LY15#		<b>WPT-001</b>	16100-59257
	3000	97.01-	5L	LH8#,LY15#		<b>WPT-001</b>	16100-59257
		01.08-04.07	5L	LY228,270		<b>WPT-001</b>	16100-59257
	3400	95.05-	3B	BU68		<b>WPT-047</b>	16100-59166
	3700	99.08-04.06	4B	BU28#		<b>WPT-080</b>	16100-59187
	4100	04.06-06.10	N04C	XZU28#		—	16100-78170
		06.10-	N04C	XKU280		—	16100-78170
		12.03-	N04C	XZU282		—	16100-E0780
	<b>RACTIS</b>	1300	05.09-	2SZFE	SCP100		<b>WPT-117</b> 16100-29117
			10.11-	1NRFE	NSP12#		<b>WPT-181</b> 16100-80004
1500		05.09-	1NZFE	NCP100,105		<b>WPT-111</b> 16100-29157	
		10.11-	1NZFE	NCP12#		<b>WPT-111</b> 16100-29157	
<b>RAUM</b>	1500	97.05-	5EFE	EXZ1#		<b>WPT-011A</b> 16100-19226	
		97.05-	5EFE	EXZ1#		<b>WPT-006</b> 16110-19107	
		03.04-	1NZFE	NCZ2#		<b>WPT-111</b> 16100-29157	
<b>RAV4, VANGUARD</b>	1800	00.05-	1ZZFE	ZCA2#		<b>WPT-106</b> 16100-29415	
	2000	94.04-	3SFE	SXA1#		<b>WPTK-010</b> 16100-79186	
		96.08-	3SGE	SXA10,11		<b>WPT-127</b> 16100-79226	
		00.05-	1AZFE, 1AZFSE	ACA2#		<b>WPT-129</b> 16100-28041	
		01.05-	1CDFTV	CLA2#		<b>WPT-120</b> 16100-29135	
		05.11-	1AZFE	ACA3#		<b>WPT-129</b> 16100-28041	
		08.12-	3ZRFAE	ZSA3#		<b>WPT-140</b> 16100-39466	
		09.03-	1AZFE	ACA3#		<b>WPTS-008</b> 16100-0H050	
	2200	05.11-	2AD#	ALA30,35		<b>WPT-145</b> 16100-29495	
	2400	03.07-	2AZFE	ACA2#		<b>WPT-129</b> 16100-28041	
		05.11-	2AZFE	ACA3#		<b>WPT-129</b> 16100-28041	

※ : Components may slightly differ from GENUINE No.

◇ : Complete Assembly Only.

& : Part No. requires additional components for installation.

# TOYOTA

TOYOTA

Model	Year	Engine Type	Body Type	Remarks	AISIN No.	Genuine No.
<b>RAV4, VANGUARD</b>	2400	09.03-	2AZFE	ACA3#	<b>WPTS-008</b>	16100-0H050
	2500	08.08-	2ARFE	ASA3#	<b>WPT-194</b>	16100-39515
		11.08-	2ARFE	ASA3#	<b>WPT-805</b>	16100-09515
	3500	06.01-	2GRFE	GSA3#	<b>WPT-142</b>	16100-39456
09.12-		2GRFE	GSA3#	<b>WPT-803</b>	16100-09441	
<b>REIZ</b>	2500	05.10-09.01	5GRFE	GRX12#	—	16100-09360
		05.10-09.09	5GRFE	GRX12#	<b>WPT-137</b>	16100-39436
		09.01-	5GRFE	GRX12#	<b>WPT-137</b>	16100-09361
		10.09-	5GRFE	GRX13#	<b>WPT-137</b>	16100-09361
	3000	05.10-09.01	3GRFE	GRX12#	—	16100-09360
		05.10-09.09	3GRFE	GRX12#	<b>WPT-137</b>	16100-39436
		09.01-	3GRFE	GRX12#	<b>WPT-137</b>	16100-09361
		10.09-	3GRFE	GRX13#	<b>WPT-137</b>	16100-09361
<b>RUKUS</b>	2400	10.03-	2AZFE	AZE151	<b>WPTS-008</b>	16100-0H050
		10.11-	2AZFE	AZE151	<b>WPT-129</b>	16100-28041
<b>RUSH</b>	1500	06.01-	3SZVE	J200,210	<b>WPT-117</b>	16100-B9010
		06.12-	3SZVE	F700	<b>WPT-117</b>	16100-B9010
<b>SAI</b>	2400	09.11-	2AZFXE	AZK10	<b>WPT-129</b>	16100-28041
<b>SCEPTER</b>	2200	92.11-96.08	5SFE	SXV10	<b>WPTK-010</b>	16100-79186
		92.12-96.07	5SFE	SXV15	—	16100-09040
		92.12-96.07	5SFE	SXV15	<b>WPTK-010</b>	16100-79186
	3000	92.07-96.07	3VZFE	VCV15	<b>WPT-002</b>	16100-69455
		92.11-96.08	3VZFE	VCV10	<b>WPT-002</b>	16100-69455
<b>SCION FR-S</b>	2000	12.03-	FA20	ZN6	—	SU003-00401
<b>SCION IQ</b>	1300	11.07-	1NRFE	NGJ10	<b>WPT-168</b>	16100-80008
<b>SCION tC</b>	2400	04.05-	2AZFE	ANT10	<b>WPT-129</b>	16100-28041
	2500	10.08-	2ARFE	AGT20	<b>WPT-194</b>	16100-39515
<b>SCION xA</b>	1500	03.04-	1NZFE	NCP61	<b>WPT-111</b>	16100-29157
<b>SCION xB</b>	1500	03.04-	1NZFE	NCP31	<b>WPT-111</b>	16100-29157
		2400	07.03-	2AZFE	AZE151	<b>WPTS-008</b>
	10.11-		2AZFE	AZE151	<b>WPT-129</b>	16100-28041
<b>SCION xD</b>	1800	07.06-	2ZRFE	ZSP110	<b>WPT-140</b>	16100-39466
<b>SERA</b>	1500	90.03-95.12	5EFHE	EXY10	<b>WPT-011A</b>	16100-19226
		90.03-95.12	5EFHE	EXY10	<b>WPT-107A</b>	16110-19106
<b>SIENNA</b>	1500	03.09-10.08	1NZFE	NCP81,85	<b>WPT-111</b>	16100-29157
		11.06-	1NZFE	NCP8#	<b>WPT-111</b>	16100-29157
	2700	10.05-	1ARFE	ASL30	<b>WPT-194</b>	16100-39515
		11.09-	1ARFE	ASL30	<b>WPT-805</b>	16100-09515
		11.09-	1ARFE	ASL30	<b>WPT-194</b>	16100-39515
	3000	97.08-	1MZFE	MCL10	<b>WPT-057</b>	16100-29085
	3300	03.01-	3MZFE	MCL2#	<b>WPT-057</b>	16100-29085
	3500	06.12-09.01	2GRFE	GSL2#	<b>WPT-803</b>	16100-09440
		09.01-	2GRFE	GSL2#	<b>WPT-803</b>	16100-09441
		10.01-	2GRFE	GSL3#	<b>WPT-803</b>	16100-09441
<b>SOARER, LEXUS SC</b>	2000	81.02-85.12	1GEU	GZ10	<b>WPT-035</b>	16100-79015
		83.02-85.12	1GGEU	GZ10	<b>WPT-045</b>	16100-79025

※ : Components may slightly differ from GENUINE No.

◇ : Complete Assembly Only.

& : Part No. requires additional components for installation.

# TOYOTA

Model	Year	Engine Type	Body Type	Remarks	AISIN No.	Genuine No.	
<b>SOARER, LEXUS SC</b>	2000	83.02-85.12	MTEU	MZ10		—	16110-49066
		83.08-85.12	MTEU	MZ10		—	16100-49696
		86.01-89.01	1GEU	GZ20		<b>WPT-035</b>	16100-79015
		86.01-91.04	1GGEU	GZ20		<b>WPT-045</b>	16100-79025
		86.01-91.04	1GGTEU	GZ20		<b>WPT-053</b>	16100-79065
		89.01-91.04	1GFE	GZ20		<b>&amp; WPT-009</b>	16100-79117
	2500	91.05-96.08	1JZGTE	JZZ30		—	16100-49847
		91.05-96.08	1JZGTE	JZZ30		<b>WPT-038</b>	16110-49097
		96.08-00.12	1JZGTE	JZZ30		—	16100-49856
		96.08-00.12	1JZGTE	JZZ30		<b>WPT-083</b>	16110-49135
	2800	81.02-85.12	5MGEU	MZ11,12		<b>WPT-075</b>	16100-49656
	3000	81.02-85.12	6MGEU	MZ11,12		<b>WPT-075</b>	16100-49656
		86.01-87.03	7MGTEU	MZ2#		<b>WPT-025</b>	16100-49805
		87.03-91.04	7MGTEU	MZ2#		<b>WPT-068</b>	16100-49776
		94.01-00.12	2JZGE	JZZ31		<b>WPT-110</b>	16100-49838
99.09-00.12		2JZGE	JZZ31		<b>WPT-038</b>	16110-49097	
4000	91.05-97.09	1UZFE	UZZ3#		<b>WPT-027</b>	16100-50023	
<b>SPACIO</b>	1600	98.05-99.04	4AFE	AE111		<b>WPT-108</b>	16100-19355
		98.05-01.05	4AFE	AE111	AISAN	◇ <b>WPT-108</b>	16110-19146
		98.05-01.05	4AFE	AE111	AISIN	<b>WPT-018</b>	16110-19205
		99.04-01.05	4AFE	AE111	AISIN	<b>WPT-108</b>	16100-19355
<b>SPARKY</b>	1300	00.09-	K3VE	S221,231		<b>WPT-175</b>	16100-B9440
<b>STARLET</b>	1000	84.10-86.04	1EL	EP7#		※ <b>WPT-107A</b>	16100-19125
		84.10-89.12	1EL	EP7#		<b>WPT-107A</b>	16110-19106
		86.04-89.12	1EL	EP7#		<b>WPT-011A</b>	16100-19226
		89.12-96.11	1E	EP8#		<b>WPT-011A</b>	16100-19226
		89.12-96.11	1E	EP8#		<b>WPT-107A</b>	16110-19106
	1300	84.10-89.12	2E#	EP7#		<b>WPT-107A</b>	16110-19106
		84.10-89.12	2EELU, 2ETELU	EP71		※ <b>WPT-107A</b>	16100-19125
		84.10-89.12	2EL	EP7#		※ <b>WPT-107A</b>	16100-19125
		84.10-89.12	2EL	EP7#		<b>WPT-107A</b>	16110-19106
		84.10-89.12	2EL#	EP7#		※ <b>WPT-107A</b>	16100-19135
		89.12-96.11	2E, 4EFE	EP8#		<b>WPT-011A</b>	16100-19226
		89.12-96.11	2E, 4EFE	EP8#		<b>WPT-107A</b>	16110-19106
		96.01-96.11	2E, 4EF#	EP9#		<b>WPT-011A</b>	16100-19226
		96.01-96.11	2E, 4EF#	EP9#		<b>WPT-107A</b>	16110-19106
		96.11-	2E	EP81		<b>WPT-006</b>	16110-19107
	96.11-	2E, 4EF#	EP9#		<b>WPT-006</b>	16110-19107	
	1500	86.12-89.12	1N	NP7#		<b>WPT-034</b>	16100-59235
89.12-96.01		1N	NP80		<b>WPT-034</b>	16100-59235	
96.01-		1N	NP90		<b>WPT-034</b>	16100-59235	
<b>STOUT</b>	2000	79.03-86.03	5R	RK11#		—	16100-49577
		79.03-86.09	5R	RK110		<b>WPT-036</b>	16100-49416
		79.12-86.09	5R	RK110	CAST IRON	—	16100-49426
	2200	87.04-00.02	4Y	YK110		<b>WPT-016A</b>	16100-79037
<b>SUPRA</b>	2000	86.02-88.08	1GEU	GA70		<b>WPT-035</b>	16100-79015

※ : Components may slightly differ from GENUINE No.

◇ : Complete Assembly Only.

& : Part No. requires additional components for installation.

# TOYOTA

Model	Year	Engine Type	Body Type	Remarks	AISIN No.	Genuine No.	
<b>SUPRA</b>	2000	86.02-93.05	1GGEU GA70		<b>WPT-045</b>	16100-79025	
		86.02-93.05	1GGTEU GA70		<b>WPT-053</b>	16100-79065	
		88.08-90.08	1GFE GA70		<b>&amp; WPT-009</b>	16100-79117	
	2500	90.08-93.05	1JZGTE JZA70		—	16110-46011	
	3000	86.01-88.08	7MG# MA70			<b>WPT-025</b>	16100-49805
		87.03-90.08	7MGTEU MA70			<b>WPT-068</b>	16100-49776
		88.08-90.09	7MGTE MA70	WITH CATALYZER		<b>WPT-025</b>	16100-49805
		88.08-93.05	7MGE MA70			<b>WPT-025</b>	16100-49805
		88.08-93.05	7MGTE MA70			<b>WPT-068</b>	16100-49776
		90.09-93.05	7MG# MA70			<b>WPT-025</b>	16100-49805
		93.05-02.08	2JZ# JZA80			<b>WPT-038</b>	16110-49097
		93.05-02.08	2JZGE JZA80			<b>WPT-110</b>	16100-49838
	93.05-02.08	2JZGTE JZA80			<b>※WPT-038</b>	16100-49847	
<b>T.U.V</b>	1800	96.12-	7K# KF60,7#,80		<b>WPT-122</b>	16100-19276	
		00.04-03.06	2Y YF60,80		<b>WPT-016A</b>	16100-79037	
	2000	99.11-06.12	1RZE RZF61,71,8#		<b>WPT-044</b>	16100-79445	
	2400	96.12-98.05	2L LF60,70,80			—	16100-09092
		96.12-04.06	2L LF6#,7#,8#			<b>WPT-001</b>	16100-59257
		98.05-00.08	2L LF6#,7#,8#	TYPE B		—	16100-09100
		98.05-04.02	2L LF6#,7#,8#	TYPE A		—	16100-09090
		99.11-06.12	2RZE RZF61,71,8#			<b>WPT-044</b>	16100-79445
		00.08-04.02	2L LF6#,7#,8#	TYPE B		<b>WPTS-005</b>	16100-09102
	3000	97.01-04.06	5L LF6#,7#,8#			<b>WPT-001</b>	16100-59257
		98.05-00.08	5L LF6#,7#,8#	TYPE A		—	16100-09090
		98.05-00.08	5L LF6#,7#,8#	TYPE B		—	16100-09100
00.08-04.02		5L LF6#,7#,8#	TYPE A		—	16100-09092	
00.08-04.02		5L LF6#,7#,8#	TYPE B		<b>WPTS-005</b>	16100-09102	
<b>T100</b>	2700	93.09-96.08	3RZ# RCK10		<b>WPT-044</b>	16100-79445	
	3000	92.08-94.08	3VZE VCK10,20		<b>WPT-032</b>	16100-69485	
	3378	95-98	5VZFE			—	16100-69395
		95-98	5VZFE			<b>WPT-100</b>	16100-69396
	3400	94.08-	5VZFE VCK11	ATM		<b>WPT-048</b>	16100-69535
		94.08-	5VZFE VCK11	MTM		—	16100-69545
		94.08-	5VZFE VCK21			—	16100-69545
<b>TACOMA</b>	2400	95.01-04.09	2RZFE RZN140,150,19#		<b>WPT-044</b>	16100-79445	
	2700	95.01-04.09	3RZFE RZN140,150,161,171,19#		<b>WPT-044</b>	16100-79445	
		04.09-	2TRFE TRN22#,24#,26#			<b>WPT-044</b>	16100-79445
	3378	95-04	5VZFE			<b>WPT-100</b>	16100-69396
		95-04	5VZFE			—	16100-69395
	3400	95.01-	5VZFE VZN150,160,170,195			—	16100-69545
		95.01-00.09	5VZFE VZN150	4HC		<b>WPT-048</b>	16100-69535
	4000	04.09-05.08	1GRFE GRN225,245,250,265,270			<b>WPT-136</b>	16100-39406
05.08-09.01		1GRFE GRN225,245,250,265,270			—	16100-09470	
09.01-		1GRFE GRN225,245,250,265,270			<b>WPT-802</b>	16100-09471	
<b>TOWN ACE, MASTER ACE, MODEL F</b>	1300	79.10-86.09	4KJ KM2#		<b>WPT-024A</b>	16100-19156	
		82.11-92.01	4KJ KR2#		<b>WPT-024A</b>	16100-19156	

※ : Components may slightly differ from GENUINE No.

◇ : Complete Assembly Only.

& : Part No. requires additional components for installation.

# TOYOTA

Model	Year	Engine Type	Body Type	Remarks	AISIN No.	Genuine No.	
<b>TOWN ACE, MASTER ACE, MODEL F</b>	1300	86.10-	4K	KM5#		<b>WPT-024A</b>	16100-19156
	1500	86.10-	5K	KM5#		<b>WPT-024A</b>	16100-19156
		89.12-96.10	5KJ	KR2#		<b>WPT-024A</b>	16100-19156
		96.11-98.12	5K	KR41		<b>WPT-024A</b>	16100-19156
		08.01-	3SZVE	S402,412		<b>WPT-175</b>	16100-B9440
	1600	82.10-88.08	1YJ	YR2#,3#		<b>WPT-016A</b>	16100-79037
	1800	82.10-86.09	1C	CM2#		<b>WPT-004</b>	16100-64H04
		82.10-86.09	2YU	YM2#		<b>WPT-016A</b>	16100-79037
		82.11-88.08	1C	CR2#,3#		※ <b>WPT-004</b>	16100-64H04
		82.11-88.08	2Y#	YR2#,3#		<b>WPT-016A</b>	16100-79037
		86.10-	2Y	YM55,6#		<b>WPT-016A</b>	16100-79037
		86.10-89.12	1C	CM5#,6#		※ <b>WPT-004</b>	16100-64H04
		96.11-98.12	7K	KR42		<b>WPT-122</b>	16100-19276
		98.12-07.08	7KE	KR42,52		<b>WPT-122</b>	16100-19276
		99.06-	7KE	KM7#,8#		<b>WPT-122</b>	16100-19276
		2000	82.10-86.09	2C	CM2#		※ <b>WPT-004</b>
	82.11-90.05		2C#	CR2#,3#		※ <b>WPT-004</b>	16100-64H04
	82.11-96.10		3YEU	YR2#,3#		<b>WPT-016A</b>	16100-79037
	86.10-90.05		2C	CM5#,6#		※ <b>WPT-004</b>	16100-64H04
	90.05-96.10		2C#	CR2#,3#		<b>WPT-126</b>	16100-64H06
	90.05-98.11		2C	CM5#,6#		<b>WPT-126</b>	16100-64H06
	96.10-98.11		2C	CR4#,5#		<b>WPT-126</b>	16100-64H06
	96.10-01.11		3SFE	SR40,50		<b>WPTK-010</b>	16100-79186
	98.11-		2C	CM5#,6#		<b>WPT-126</b>	16100-69435
	98.11-01.12		2C	CR4#,5#		<b>WPT-126</b>	16100-69435
	2200	93.09-96.10	3CT	CR22,29,31,38		<b>WPT-059</b>	16100-69377
		96.10-98.11	3CT	CR4#,5#		<b>WPT-126</b>	16100-64H06
98.11-04.07		3CT	CR4#,5#		<b>WPT-126</b>	16100-69435	
99.06-04.08		3CE	CM7#,8#		<b>WPT-126</b>	16100-69435	
<b>TOYOTA1000</b>	1000	84.03-88.08	2K	KP36	—	16100-29066	
<b>TUNDRA</b>	5700	07.01-	3UR#	USK5#	<b>WPT-196</b>	16100-39496	
<b>TUNDRA, SEQUOIA</b>	3400	99.02-04.08	5VZFE	VCK30	ATM	<b>WPT-048</b>	16100-69535
		99.02-04.08	5VZFE	VCK30	MTM	—	16100-69545
		99.02-04.08	5VZFE	VCK40		—	16100-69545
	4000	04.08-05.08	1GRFE	GSK30		<b>WPT-136</b>	16100-39406
		05.08-	1GRFE	GSK30		—	16100-09470
		06.11-09.01	1GRFE	GSK5#		—	16100-09470
		09.01-10.10	1GRFE	GSK5#		<b>WPT-802</b>	16100-09471
		10.10-	1GRFE	GSK5#		<b>WPT-169</b>	16100-39545
	4600	09.04-	1URFE	UPK5#,6#		—	16100-09525
		09.04-	1URFE	UPK5#,6#		<b>WPT-188</b>	16100-39555
	4700	99.02-04.08	2UZFE	UCK3#,4#		<b>WPT-125</b>	16100-59276
		03.05-	2UZFE	UCK3#,4#		—	16100-09200
		06.11-08.11	2UZFE	UCK5#,6#		—	16100-09200
		08.11-09.04	2UZFE	UCK5#,6#		—	16100-09201
	5700	07.01-	3UR#	USK5#,6#		<b>WPT-196</b>	16100-39496

※ : Components may slightly differ from GENUINE No.

◇ : Complete Assembly Only.

& : Part No. requires additional components for installation.



# TOYOTA

Model	Year	Engine Type	Body Type	Remarks	AISIN No.	Genuine No.	
<b>TUNDRA, SEQUOIA</b> 5700	07.01-10.04	3UR#	USK5#,6#		<b>WPT-804</b>	16100-09490	
	10.04-	3UR#	USK5#,6#		<b>WPT-804</b>	16100-09491	
<b>URBAN CRUISER</b> 1300	09.01-	1NRFE	NSP110		<b>WPT-181</b>	16100-80004	
	1400 09.01-	1NDTV	NLP11#		<b>WPT-180</b>	16100-39525	
<b>VAN</b>	2000 83.08-87.04	3YEC	YR2#,3#		<b>WPT-016A</b>	16100-79037	
	2200 83.08-90.01	4YEC	YR2#,3#		<b>WPT-016A</b>	16100-79037	
<b>VENZA</b>	2700	09.01-	1ARFE	AGV1#		<b>WPT-805</b>	16100-09515
		09.01-	1ARFE	AGV1#		<b>WPT-194</b>	16100-39515
	3500	08.11-	2GRFE	GGV1#		<b>WPT-803</b>	16100-09441
		08.11-	2GRFE	GGV1#		<b>WPT-142</b>	16100-39456
<b>VEROSSA</b>	2000 01.06-04.04	1GFE	GX11#		<b>WPT-112</b>	16100-79285	
	2500	01.06-04.04	1JZFSE	JZX110		<b>WPT-121</b>	16100-80009
		01.06-04.04	1JZFSE	JZX110		<b>WPT-124</b>	16110-49148
		01.06-04.04	1JZGTE	JZX110		※ <b>WPT-083</b>	16100-49856
	01.06-04.04	1JZGTE	JZX110		<b>WPT-083</b>	16110-49135	
<b>VERSO</b>	1600	09.02-09.09	1ZRFAE	ZGR2#		—	16100-09500
		09.02-12.12	1ZRFAE	ZGR2#		<b>WPT-140</b>	16100-39466
		09.09-12.12	1ZRFAE	ZGR2#		<b>WPT-140</b>	16100-09501
	1800	09.02-09.09	2ZRFAE	ZGR2#		—	16100-09500
		09.02-12.12	2ZRFAE	ZGR2#		<b>WPT-140</b>	16100-39466
		09.09-12.12	2ZRFAE	ZGR2#		<b>WPT-140</b>	16100-09501
	2000	09.02-12.12	1ADFTV	AUR2#		<b>WPT-145</b>	16100-09340
		2200 09.02-12.12	2ADFHV	AUR2#		<b>WPT-145</b>	16100-09340
<b>VERSO-S</b>	1300 10.11-	1NRFE	NSP120		<b>WPT-181</b>	16100-80004	
	1400 10.11-	1NDTV	NLP121		<b>WPT-180</b>	16100-39525	
<b>VIOS, SOLUNA</b>	1300	02.10-04.12	8AFE	AXP4#		<b>WPT-108</b>	16100-19355
		02.10-05.11	8AFE	AXP4#		<b>WPT-018</b>	16110-19205
		02.12-07.02	2NZFE	NCP41		<b>WPT-111</b>	16100-29157
		04.12-	8AFE	AXP4#		—	16100-19337
		05.07-	8AFE	AXP4#		—	16100-09381
		05.11-06.08	8AFE	AXP4#		—	16110-09060
		06.08-07.07	2SZFE	SCP4#		—	16100-09480
		07.02-10.04	2NZFE	NCP9#		<b>WPT-111</b>	16100-29157
	1500	07.07-	2SZFE	SCP4#		—	16100-09481
		02.10-04.12	5AFE	AXP4#		<b>WPT-108</b>	16100-19355
		02.10-05.11	5AFE	AXP4#		<b>WPT-018</b>	16110-19205
		02.12-	1NZFE	NCP42		<b>WPT-111</b>	16100-29157
		02.12-07.09	1NZFE	NCP42	ASEAN	<b>WPTS-006</b>	16100-09180
		03.03-12.01	1NZFE	NCP42	TAIWAN	—	16100-09210
		04.12-	5AFE	AXP4#		—	16100-19337
		05.07-	5AFE	AXP4#		—	16100-09381
		05.11-06.08	5AFE	AXP4#		—	16110-09060
06.08-07.07	3SZFE	SCP4#		—	16100-09480		
07.02-10.04	1NZFE	NCP9#		<b>WPT-111</b>	16100-29157		
07.02-12.01	1NZFE	NCP93		<b>WPTS-006</b>	16100-09180		
07.07-	3SZFE	SCP4#		—	16100-09481		

※ : Components may slightly differ from GENUINE No.

◇ : Complete Assembly Only.

& : Part No. requires additional components for installation.

# TOYOTA

Model	Year	Engine Type	Body Type	Remarks	AISIN No.	Genuine No.	
<b>VIOS, SOLUNA</b>	1500	12.01-	1NZFE	NCP42		<b>WPT-111</b>	16100-09211
		12.01-	1NZFE	NCP93		<b>WPTS-006</b>	16100-09181
	1600	08.02-11.12	1ZRFE	ZSP92		<b>WPT-140</b>	16100-39466
		09.09-	1ZRFE	ZSP92		<b>WPT-140</b>	16100-09550
<b>VOLTZ</b>	1800	02.05-04.02	1ZZFE	ZZE136,138		<b>WPT-106</b>	16100-29415
		02.05-04.02	2ZZGE	ZZE137		—	16100-29146
<b>WILL CYPHA</b>	1300	02.09-05.07	2NZFE	NCP7#		<b>WPT-111</b>	16100-29157
	1500	02.09-05.07	1NZFE	NCP7#		<b>WPT-111</b>	16100-29157
<b>WILL VI</b>	1300	00.01-	2NZFE	NCP19		<b>WPT-111</b>	16100-29157
<b>WILL VS</b>	1500	02.01-04.04	1NZFE	NZE127		<b>WPT-111</b>	16100-29157
	1800	01.04-04.04	1ZZFE	ZZE127,129		<b>WPT-106</b>	16100-29415
		01.04-04.04	2ZZGE	ZZE128		—	16100-29146
<b>WINDOM, LEXUS ES</b>	2500	92.08-96.08	4VZFE	VCV1#		<b>WPT-002</b>	16100-69455
		96.08-	2MZFE	MCV2#		<b>WPT-057</b>	16100-29085
	3000	91.10-96.08	3VZFE	VCV1#		<b>WPT-002</b>	16100-69455
		96.08-	1MZFE	MCV2#		<b>WPT-057</b>	16100-29085
		01.07-	1MZFE	MCV30		<b>WPT-057</b>	16100-29085
<b>WISH</b>	1800	03.01-09.03	1ZZFE	ZNE1#		<b>WPT-106</b>	16100-29415
		09.03-12.04	2ZRFAE	ZGE2#		<b>WPT-140</b>	16100-39466
		12.04-	2ZRFAE	ZGE2#		<b>WPT-195</b>	16100-39565
	2000	03.04-09.03	1AZFSE	ANE1#		<b>WPT-129</b>	16100-28041
		03.12-05.12	1AZFE	ANE11	THAI	<b>WPT-129</b>	16100-0H020
		04.08-09.09	1AZFE	ANE1#	TAIWAN	<b>WPT-129</b>	16100-0H020
		05.12-09.10	1AZFE	ANE11	THAI	<b>WPT-129</b>	16100-0H030
		09.03-12.04	3ZRFAE	ZGE2#		<b>WPT-140</b>	16100-39466
		12.04-	3ZRFAE	ZGE2#		<b>WPT-195</b>	16100-39565
<b>YARIS, ECHO , VITZ, PLATZ, FUNCARGO</b>	1000	99.01-02.12	1SZFE	SCP10	TYPE B	—	16100-29125
		99.01-02.12	1SZFE	SCP10,11	TYPE A	<b>WPT-117</b>	16100-29117
		01.01-03.06	1SZFE	SCP1#		—	16100-09140
		03.06-	1SZFE	SCP1#		—	16100-29125
		05.01-	1KRFE	KSP90		<b>WPT-186</b>	16100-80007
		05.11-	1KRFE	KSP90		<b>WPT-186</b>	16100-09530
		11.07-	1KRFE	KSP130		<b>WPT-186</b>	16100-09530
		11.07-	1KRFE	KSP130		<b>WPT-186</b>	16100-80007
	1300	99.01-	2SZFE	SCP1#		<b>WPT-117</b>	16100-29117
		99.08-	2NZFE	NCP1#,NLP10		<b>WPT-111</b>	16100-29157
		99.08-02.11	1N#	NCP2#,NLP2#	VERSO	<b>WPT-111</b>	16100-29157
		99.08-02.12	1N#	NCP1#,NLP10		<b>WPT-111</b>	16100-29157
		99.08-05.09	2NZFE	NCP2#	FUNCARGO	<b>WPT-111</b>	16100-29157
		99.08-05.09	2NZFE	NCP2#,NLP2#	VERSO	<b>WPT-111</b>	16100-29157
		01.01-03.06	2SZFE	SCP1#	FRP	—	16100-09140
		03.06-	2SZFE	SCP1#	FRP	—	16100-29125
		05.01-	2NZFE	NCP9#		<b>WPT-111</b>	16100-29157
		05.01-10.12	2SZFE	SCP90		<b>WPT-117</b>	16100-29117
		05.11-	2SZFE	SCP90	FRP	—	16100-29125
08.11-	1NRFE	NSP90		<b>WPT-181</b>	16100-80004		

※ : Components may slightly differ from GENUINE No.

◇ : Complete Assembly Only.

& : Part No. requires additional components for installation.

# TOYOTA

TOYOTA

Model	Year	Engine Type	Body Type	Remarks	AISIN No.	Genuine No.	
YARIS, ECHO , VITZ, PLATZ, FUNCARGO	1300	10.12-	1NRFE	NSP13#		<b>WPT-181</b>	16100-80004
		11.08-	2NZFE	NCP13#		<b>WPT-111</b>	16100-29157
	1400	02.11-03.01	1NDTV	NLP2#	VERSO	<b>WPT-111</b>	16100-29157
		02.12-03.01	1NDTV	NLP10		<b>WPT-111</b>	16100-29157
		03.01-	1NDTV	NLP10		<b>WPT-132</b>	16100-29196
		03.01-05.09	1NDTV	NLP2#	VERSO	<b>WPT-132</b>	16100-29196
		05.11-08.11	1NDTV	NLP90		<b>WPT-157</b>	16100-39395
		08.11-	1NDTV	NLP90		<b>WPT-180</b>	16100-39525
		11.07-	1NDTV	NLP130		<b>WPT-180</b>	16100-39525
	12.03-	1NDTV	NLP130		—	16100-09610	
	1500	99.08-	1NZFE	NCP1#		<b>WPT-111</b>	16100-29157
		99.08-05.09	1NZFE	NCP2#	FUNCARGO	<b>WPT-111</b>	16100-29157
		02.11-05.09	1NZFE	NCP2#	VERSO	<b>WPT-111</b>	16100-29157
		05.01-	1NZFE	NCP9#		<b>WPT-111</b>	16100-29157
		06.01-12.01	1NZFE	NCP91	ASEAN	<b>WPTS-006</b>	16100-09180
		06.11-12.01	1NZFE	NCP91	TAIWAN	—	16100-09210
		12.01-	1NZFE	NCP91	ASEAN	<b>WPTS-006</b>	16100-09181
		12.01-	1NZFE	NCP91	TAIWAN	<b>WPT-111</b>	16100-09211
1600	12.04-	1NZFXE	NHP130		<b>WPT-190</b>	161A0-29015	
	08.05-11.12	1ZRFE	ZSP91		<b>WPT-140</b>	16100-39466	
1800	09.09-	1ZRFE	ZSP91		<b>WPT-140</b>	16100-09550	
	06.11-	2ZRFE	ZSP90		<b>WPT-140</b>	16100-39466	
ZELAS	2500	10.08-	2ARFE	AGT20	<b>WPT-194</b>	16100-39515	

※ : Components may slightly differ from GENUINE No.  
 ◇ : Complete Assembly Only.  
 & : Part No. requires additional components for installation.

# SPECIFIC INDEX FOR NISSAN

NISSAN

CAR NAME	PAGE
180SX	59
AD, AD VAN/ RESORT/ EXPERT	59
ALTIMA	59
ARMADA	59
AUSTER, STANZA, VIOLET	59
AVENIR, EXPERT PRIMERA WAGON	60
BASALA	60
BASALA, PRESAGE	60
BE- 1, FIGARO, PAO	60
BLUEBIRD	60
CALIFORNIA, WINGROAD	61
CARAVAN, HOMY URVAN	62
CEDRIC, GLORIA	63
CEFIRO	64
CIMA	64
CIVILIAN	64
CLIPPER (LIO, NT100/ NV100)	64
CREW	64
CUBE	65
DATSUN- TRUCK	65
DATSUN-TRUCK (EXP), PICKUP, PARADIN	65
DUALIS, QASHQUAI	66
ELGRAND, QUEST	66
F20#CABSTAR HOMER	67
FAIRLADYZ Z, ZX, 350Z	67
FRONTIER, NAVARA	67
FUGA, INFINITY M	67
GT- R	68
H40#ATLAS CONDOR	68
INFINITI. Q45	68
INFINITY FX	68
JUKE	68
KIX	68
LAFESTA	68
LARGO	68

CAR NAME	PAGE
LAUREL	68
LEOPARD, J. FERIE INFINITY M30	69
LIBERTY	69
LUCINO	69
MARCH MICRA	69
MAXIMA	70
MISTRAL	70
MOCO	70
MURANO	70
NOTE	70
OTTI	70
PATHFINDER	70
PINO	70
PRESEA	70
PRESIDENT	71
PRIMERA, INFINITY G20, PRAIRIE	71
PULSAR, LANGLEY, LIBERTA-VILLA CHERRY	71
R'NESSA	72
RASHEEN	72
S- CARGO	72
SAFARI PATROL	72
SILVIA, GAZELLE 240SX (S13/ S14)	73
SKYLINE, GT- R, INFINITY EX	73
STAGEA	73
SUNNY, LAUREL- SPIRIT, NX- COUPE SENTRA	74
TEANA	74
TERRANO, ~REGURUS	75
TIIDA	75
TINO ALMERA TINO	75
TITAN	75
VANETTE (VAN, TRUCK, NV200), SERENA	75
VERSA	77
X- TRAIL	77
XTERRA	77

# NISSAN

Model	Year	Engine Type	Body Type	Remarks	AISIN No.	Genuine No.
<b>180SX</b>	1800	89.03-91.01	CA18DT	KRS13, RS13		<b>WPN-024</b> 21010-50VY5
	2000	91.01-	SR20DT	KRPS13		<b>WPN-068</b> B1010-52F01
		91.01-94.01	SR20DT	RPS13		<b>WPN-068</b> B1010-52F01
		97.08-	SR20DE	RPS13		<b>WPN-068</b> B1010-52F01
<b>AD, AD VAN/ RESORT/EXPERT</b>	1200	06.12-	CR12DE	VAY12		<b>WPN-100</b> 21010-AX00A
	1300	82.10-89.03	E13S	VB11		<b>WPN-003</b> 21010-50A27
		89.03-	E13S	VB11		<b>WPN-003</b> 21010-50AY8
		90.10-95.06	GA13DS	WY10		<b>WPN-001</b> 21010-0M302
		90.10-97.05	GA13DS	VY10		<b>WPN-001</b> 21010-0M302
		93.07-	GA13DS	MVY10		<b>WPN-001</b> 21010-0M302
		99.06-	QG13DE	VY11		<b>WPN-091</b> 21010-4M526
	1500	82.10-89.03	E15S	VHB11		<b>WPN-003</b> 21010-50A27
		89.03-	E15S	VHB11		<b>WPN-003</b> 21010-50AY8
		90.10-95.06	GA15DS	WFNY10, WFY10		<b>WPN-001</b> 21010-0M302
		90.10-97.05	GA15DS	VFNY10, VFY10		<b>WPN-001</b> 21010-0M302
		92.04-93.08	GA15DS	WFGY10		<b>WPN-001</b> 21010-0M302
		92.04-97.05	GA15DS	VFGY10		<b>WPN-001</b> 21010-0M302
		93.07-	GA15DS	MVY10		<b>WPN-001</b> 21010-0M302
		96.05-	GA15DE	WFGY10		<b>WPN-001</b> 21010-0M302
		99.05-05.12	QG15DE	VFY11		<b>WPN-091</b> 21010-4M526
		06.12-	HR15DE	VY12		<b>WPN-108</b> B1010-ED00A
	1600	93.07-	GA16DS	HY10		<b>WPN-001</b> 21010-0M300
		08.12-	HR16DE	VZNY12		<b>WPN-108</b> B1010-ED00A
	1700	82.10-86.05	CD17	VSB11		— 21010-16AY5
		86.05-88.05	CD17	VSB11		— 21010-16AY7
		88.05-	CD17	VSB11		<b>WPN-012</b> BA010-54A26
		90.10-93.08	CD17	VSNY10, VSY10, WSY10		<b>WPN-012</b> BA010-54A26
		92.04-93.08	CD17	VSGY10		<b>WPN-012</b> BA010-54A26
		93.10-97.05	CD17	VSNY10		<b>WPN-071</b> 21010-59Y25
		94.08-97.05	CD17	VSGY10, VSY10		<b>WPN-071</b> 21010-59Y25
		1800	99.05-05.12	QG18DE	VHNY11	
00.01-05.12	QG18DN		VGY11		<b>WPN-091</b> 21010-4M526	
06.12-	MR18DE		VJY12		— B1010-1GZ0A	
2000	93.08-96.01	CD20	WEY10		<b>WPN-009</b> 21010-57J01	
	96.01-96.05	CD20	WEY10		<b>WPN-009</b> 21010-57J28	
	97.05-	CD20	VEGY10, VENY10, VEY10		<b>WPN-009</b> 21010-57J28	
2200	99.06-03.10	YD22DD	VENY11, VEY11		<b>WPN-111</b> B1010-AD226	
<b>ALTIMA</b>	2500		QR25	L32		<b>WPN-092</b> 21010-3TA0B
	3500		VQ35	L32		<b>WPN-104</b> 21010-JA10A
			VQ35DE	L31		<b>WPN-104</b> 21010-7Y00A
<b>ARMADA</b>	5600		VK56DE	W32	V8 4WD SUV	<b>WPN-705</b> 21010-7S000
<b>AUSTER, STANZA, VIOLET</b>	1600	81.06-82.04	CA16S	T11		— 21010-D0125
		82.05-	CA16S	T11		— 21010-D01Y6
		85.10-86.07	CA16S	T12		— 21010-D01Y6
		86.07-89.02	CA16S	T12		— 21010-06E25
		89.02-	CA16S	T12		— 21010-06EY6

※ : Components may slightly differ from GENUINE No.

◇ : Complete Assembly Only.

& : Part No. requires additional components for installation.

# NISSAN

NISSAN

Model	Year	Engine Type	Body Type	Remarks	AISIN No.	Genuine No.	
<b>AUSTER, STANZA, VIOLET</b>	1800	81.06-82.04	CA18S	PT11	—	21010-D0125	
		82.05-	CA18S	PT11	—	21010-D01Y6	
		85.10-86.07	CA18I	PT12	—	21010-D01Y6	
		86.07-89.02	CA18I	PT12	—	21010-06E25	
		89.02-	CA18I	PT12	—	21010-06EY6	
<b>AVENIR, EXPERT PRIMERA WAGON</b>	2000	93.01-96.02	CD20T	SW10	<b>WPN-009</b>	21010-57J01	
		96.02-	CD20	VSW10	<b>WPN-009</b>	21010-57J28	
		96.02-	CD20T	SW10	<b>WPN-009</b>	21010-57J28	
		98.08-00.05	CD20ET	SW11	<b>WPN-009</b>	21010-57J28	
		98.08-02.08	SR20DE	PNW11, PW11	<b>WPN-014</b>	21010-53J05	
		02.08-	QR20DE	RNW11, RW11	<b>WPN-092</b>	21010-6N226	
2200	99.06-05.12	YD22DD	VENW11, VEW11		<b>WPN-111</b>	B1010-AD226	
<b>BASALA</b>	2500	99.11-01.08	YD25DT	JVNU30		<b>WPN-111</b>	B1010-AD226
<b>BASALA, PRESAGE</b>	2400	98.06-99.10	KA24DE	NU30U30		<b>WPN-060</b>	21010-1E403
		99.11-01.08	KA24DE	JNU30, JU30		<b>WPN-060</b>	21010-1E403
	2500	98.06-99.10	YD25DT	VNU30, VU30		<b>WPN-111</b>	B1010-AD226
		99.11-01.08	YD25DT	JVNU30, JVU30		<b>WPN-111</b>	B1010-AD226
		01.08-	QR25DE	JTNU30, JTU30		<b>WPN-092</b>	21010-6N226
		01.08-	QR25DE	TNU30, TU30		<b>WPN-092</b>	21010-6N226
		03.06-	QR25DE	TNU31, TU31		<b>WPN-092</b>	21010-6N226
	3000	98.06-01.12	VQ30DE	HU30		<b>WPN-070</b>	21010-31U28
		99.11-01.12	VQ30DE	JHU30		<b>WPN-070</b>	21010-31U28
		01.12-	VQ30DE	HU30		<b>WPN-070</b>	21010-31U85
	01.12-	VQ30DE	JHU30		<b>WPN-070</b>	21010-31U85	
3500	03.06-06.06	VQ35DE	PNU31, PU31		<b>WPN-104</b>	21010-AL528	
	07.03-07.06	VQ35DE	PU31		<b>WPN-104</b>	B1010-JK00A	
<b>BE-1, FIGARO, PAO</b>	1000	87.01-	MA10S	BK10	—	21010-01BY9	
		89.01-	MA10S	PK10	—	21010-19BY5	
		91.02-	MA10T	FK10	—	21010-19BY5	
<b>BLUEBIRD</b>	1500	00.08-	QG15DE	FG10		<b>WPN-091</b>	21010-4M526
		05.12-07.05	HR15DE	NG11		<b>WPN-106</b>	21010-ED325
		05.12-09.05	HR15DE	G11		<b>WPN-108</b>	B1010-ED00A
		07.02-07.05	HR15DE	G11		<b>WPN-108</b>	21010-ED00A
		07.10-09.05	HR15DE	NG11		—	21010-EE025
	1600	79.10-81.12	L16S	VTJ910		—	B1010-80W27
		79.10-81.12	Z16S	J910		—	B1010-80W27
		82.01-84.01	Z16S	VJ910		—	B1010-80W27
		82.10-89.07	CA16S	RJ910		<b>WPN-024</b>	21010-50VY5
		83.10-85.08	CA16S	RU11, VRU11		—	21010-D01Y6
		86.07-87.09	CA16S	RU11, VRU11		<b>WPN-020</b>	21010-06E25
		87.09-88.11	CA16S	U12		<b>WPN-020</b>	21010-06E25
		88.12-	CA16S	U12		<b>WPN-020</b>	21010-06EY6
		89.10-	CA16S	VRU11		<b>WPN-020</b>	21010-06EY6
		91.09-	GA16DS	U13		<b>WPN-001</b>	21010-0M302
	1800	79.10-81.12	Z18P	PJ910		—	B1010-80W27
	1800	79.10-81.12	Z18S	P910, WPJ910		—	B1010-80W27

※ : Components may slightly differ from GENUINE No.

◇ : Complete Assembly Only.

& : Part No. requires additional components for installation.



# NISSAN

Model	Year	Engine Type	Body Type	Remarks	AISIN No.	Genuine No.	
<b>BLUEBIRD</b>	82.10-89.07	CA18S	U910, UJ910, WUJ910		<b>WPN-024</b>	21010-50VY5	
	83.10-85.08	CA18S	U11, WU11		—	21010-D01Y6	
	84.01-85.03	Z18P	PJ910		—	21010-W3688	
	84.06-	Z18P	PC910		—	21010-W3688	
	85.08-86.10	CA18DT	U11		<b>WPN-024</b>	21010-50VY5	
	86.07-87.09	CA18S	U11, WU11		<b>WPN-020</b>	21010-06E25	
	87.09-88.11	CA18I	RNU12, RU12		<b>WPN-020</b>	21010-06E25	
	88.12-	CA18I	RU12		<b>WPN-020</b>	21010-06EY6	
	88.12-90.06	CA18I	RNU12		<b>WPN-020</b>	21010-06EY6	
	89.02-89.10	CA18DE	RNU12, RU12		<b>WPN-020</b>	21010-06EY6	
	89.10-	CA18S	WU11		<b>WPN-020</b>	21010-06EY6	
	89.10-	SR18DI	ENU12, EU12		<b>WPN-014</b>	21010-53J05	
	91.09-	SR18DE	ENU13, EU13, TEU13		<b>WPN-014</b>	21010-53J05	
	96.01-	SR18DE	ENU14		<b>WPN-014</b>	21010-53J05	
	96.01-98.09	SR18DE	EU14		<b>WPN-014</b>	21010-53J05	
	98.09-	QG18DE	QU14		<b>WPN-091</b>	21010-4M526	
	00.08-	QG18DE	QG10, QNG10		<b>WPN-091</b>	21010-4M526	
	2000	79.10-80.12	Z20E	Y910		—	B1010-80W27
		80.03-81.12	LD20	EJ910, VEJ910	POWER STARING	—	BA010-G3625
80.03-81.12		LD20	EJ910, VEJ910		—	BA010-W1788	
81.01-81.12		Z20S	Y910, YJ910		—	B1010-80W27	
82.01-84.08		LD20	EJ910, VEJ910		—	BA010-G3626	
82.01-88.02		LD20	EJ910	POWER STARING	<b>WPN-072</b>	BA010-02C25	
83.10-		LD20	VEU11		<b>WPN-018</b>	21010-05E27	
83.10-85.08		CA20S	YU11		—	21010-D01Y6	
83.10-87.09		LD20	EU11		<b>WPN-018</b>	21010-05E27	
84.10-		VG20ET	PU11		—	21010-26EY2	
87.09-		LD20	SU12		<b>WPN-018</b>	21010-05E27	
88.02-		LD20	EJ910		—	21010-G81Y5	
89.10-		SR20DE	HNU12, HU12		<b>WPN-014</b>	21010-53J05	
91.02-		SR20DE	HAU12		<b>WPN-014</b>	21010-53J05	
91.09-		CD20	SNU13, SU13, TSU13		<b>WPN-009</b>	21010-57J01	
91.09-		SR20DE	HNU13, HU13		<b>WPN-014</b>	21010-53J05	
96.01-		SR20DE	HNU14, HU14		<b>WPN-014</b>	21010-53J05	
96.01-96.02		CD20	SU14		<b>WPN-009</b>	21010-57J01	
96.02-98.09		CD20	SU14		<b>WPN-009</b>	21010-57J28	
98.09-		CD20E	SU14		<b>WPN-009</b>	21010-57J28	
00.08-03.02		QR20DD	TG10		<b>WPN-092</b>	21010-6N226	
05.12-07.05		MR20DE	KG11		—	B1010-1GZ0A	
2400		93.08-	KA24DE	PU13		<b>WPN-060</b>	21010-1E4Y0
<b>CALIFORNIA, WINGROAD</b>	1500	96.05-	GA15DE	WFNY10, WFY10		<b>WPN-001</b>	21010-0M302
		99.05-05.12	QG15DE	WFY11		<b>WPN-091</b>	21010-4M526
		05.11-06.12	HR15DE	NY12		<b>WPN-106</b>	21010-ED325
		05.11-08.01	HR15DE	Y12		<b>WPN-108</b>	B1010-ED00A
		07.10-08.01	HR15DE	NY12		—	21010-EE025
1500	08.01-	HR15DE	Y12		—	21010-EE025	

※ : Components may slightly differ from GENUINE No.

◇ : Complete Assembly Only.

& : Part No. requires additional components for installation.

# NISSAN

NISSAN

Model	Year	Engine Type	Body Type	Remarks	AISIN No.	Genuine No.	
<b>CALIFORNIA, WINGROAD</b>	1800	96.05-	SR18DE	WHNY10, WHY10		<b>WPN-014</b>	21010-53J05
		99.05-00.01	QG18DE	WHY11		<b>WPN-091</b>	21010-4M526
		99.05-03.10	QG18DE	WHNY11		<b>WPN-091</b>	21010-4M526
		05.11-	MR18DE	JY12		—	B1010-1GZ0A
	2000	96.05-	CD20	WEY10		<b>WPN-009</b>	21010-57J28
		99.05-01.10	SR20VE	WPY11		<b>WPN-014</b>	21010-53J05
01.10-05.12		QR20DE	WRY11	<b>WPN-092</b>		21010-6N226	
<b>CARAVAN, HOMOY URVAN</b>	1600	80.08-82.05	J16	VBE23		—	21010-03W25
	1800	82.05-	Z18	VNE23		—	21010-W3688
	2000	80.08-	Z20	KHE23, KHGE23	POWER STARING	—	21010-W3688
		80.08-82.05	H20	CPGE23, DPGE23, FPGE23, VPGE23		—	21010-R9026
		82.05-	LD20T	KSE23, KSGE23		—	BA010-R8427
		82.05-	LD20T	KSE23, KSGE23		—	BA010-R8487
		82.05-	Z20	CHGE23, DHGE23, FHGE23, VHGE23		—	21010-W3688
		86.09-90.08	Z20	CHGE24, DHGE24, FHGE24, VHE24, VHGE24		—	21010-W3688
		86.09-90.10	LD20T	KSE24, KSGE24		—	21010-G81Y5
		86.09-93.05	Z20	KHE24, KHGE24		—	21010-W3688
		90.08-93.05	NA20S	DTGE24, FTGE24		<b>WPN-056</b>	21010-85G27
		90.08-97.05	NA20S	CTGE24, VTE24, VTGE24		<b>WPN-056</b>	21010-85G27
		99.06-	KA20DE	CPGE24, VPE24, VPGE24		<b>WPN-056</b>	21010-85G27
		01.04-03.05	KA20DE	VPE25		—	21010-VW027
		07.09-	QR20DE	VRE25		—	21010-EA010
		12.06-	QR20DE	VR2E26		—	21010-EA010
	2200	80.08-82.05	SD22	CRGE23, DRGE23, KRE23, KRGE23, VRE23, VRGE23		<b>WPN-043</b>	21010-37585
	2300	82.05-	SD23	CYGE23, DYGE23, VYE23, VYGE23		<b>WPN-043</b>	21010-37585
		86.09-87.07	TD23	CYGE24, DYGE24, VYE24, VYGE24		<b>WPN-006</b>	B1010-02N1B
		87.07-89.04	TD23	CYGE24, DYGE24, VYGE24		—	B1010-J2N26
		87.07-90.08	TD23	VYE24		—	B1010-J2N26
	2400	99.06-01.02	KA24DE	CQGE24		<b>WPN-059</b>	B1010-40F27
		01.02-	KA24DE	CQGE24		—	B1010-VJ226
		01.04-03.05	KA24DE	QGE25		—	21010-VW126
		01.04-04.08	KA24DE	CQGE25, DQGE25		—	21010-VW126
		03.05-04.08	KA24DE	QE25		—	21010-VW126
	2500	07.09-	QR25DE	CSGE25, DSGE25, SE25, SGE25		—	21010-EA010
		12.06-	QR25DE	CS4E26, KS2E26, KS4E26		—	21010-EA010
		12.06-	YD25DD	CW4E26, CW8E26, VW2E26, VW6E26		—	B1010-5X00D
	2700	87.10-90.10	TD27	CRGE24, DRGE24		—	B1010-J2N26
		87.10-90.10	TD27	VRMGE24		<b>WPN-065</b>	21010-21NY6
		87.10-95.08	TD27	ARGE24		—	B1010-J2N26
87.10-95.08		TD27	KRME24		<b>WPN-065</b>	21010-21NY6	
88.10-90.10		TD27	VRGE24		—	B1010-J2N26	
88.10-90.10		TD27T	KRE24		—	B1010-J2N26	
88.10-95.08		TD27	KRMGE24		<b>WPN-065</b>	21010-21NY6	
89.04-90.10		TD27	VRE24		—	B1010-J2N26	
90.10-95.08		TD27	CRMGE24		<b>WPN-065</b>	21010-21NY6	
90.10-95.08		TD27	KRGE24		—	B1010-J2N26	
90.10-95.08		TD27TI	ARE24		—	B1010-J2N26	
90.10-95.08		TD27TI	ARME24, ARMGE24		<b>WPN-065</b>	21010-21NY6	

※ : Components may slightly differ from GENUINE No.

◇ : Complete Assembly Only.

& : Part No. requires additional components for installation.

# NISSAN

Model	Year	Engine Type	Body Type	Remarks	AISIN No.	Genuine No.
CARAVAN, HOMOY URVAN	2700	93.05-95.08	TD27	KRE24	—	B1010-J2N26
		95.08-97.05	TD27	CRGE24, DRGE24, KRE24, KRGE24, VRE24, VRGE24	<b>WPN-101</b>	B1010-VH00A
		95.08-97.05	TD27	CRMGE24, KRME24, KRMGE24, VRMGE24	<b>WPN-113</b>	B1010-65N94
		95.08-97.05	TD27TI	ARE24, ARGE24	<b>WPN-101</b>	B1010-VH00A
		95.08-97.05	TD27TI	ARME24, ARMGE24	<b>WPN-113</b>	B1010-65N94
	3000	88.10-93.05	VG30E	KEE24	<b>WPN-052</b>	21010-10V28
		88.10-99.06	VG30E	AEGE24	<b>WPN-052</b>	21010-10V28
		93.05-99.06	VG30E	FEGE24	<b>WPN-052</b>	21010-10V28
		01.04-07.09	ZD30DD	CWGE25, CWMGE25, DWGE25, DWMGE25, VWE25, VWME25	—	B1010-VW20A
		07.09-	ZD30DD	CWGE25, CWMGE25, DWGE25, DWMGE25, VWE25, VWME25	—	B1010-VZ20A
	3200	96.08-97.05	QD32	CWGE24, VWE24, VWGE24	<b>WPN-110</b>	21010-F5N25
		96.08-97.05	QD32	CWMGE24, VWMGE24	—	21010-F5N26
		97.05-99.06	QD32	CWGE24, DWGE24, VWE24, VWGE24	<b>WPN-101</b>	B1010-VH00A
		97.05-99.06	QD32	CWMGE24, VWMGE24	<b>WPN-101</b>	21010-VH028
		99.06-02.04	QD32	VWME24	<b>WPN-101</b>	21010-VH028
	CEDRIC, GLORIA	2000	83.06-87.05	VG20E	WY30, Y30	—
83.06-95.11			CA20S	NY30, VNY30	<b>WPN-024</b>	21010-50VY5
84.02-95.11			L20P	MY30	—	21010-W3688
85.06-89.07			CA20P	NY30	<b>WPN-024</b>	21010-50VY5
87.05-			VG20E	VY30	—	21010-V5028
87.06-			CA20P	NJY31, TNJY31	<b>WPN-024</b>	21010-50VY5
87.06-			RB20P	CMJY31, MJY31	<b>WPN-005</b>	21010-70TY5
87.06-			VG20DT	CY31, Y31	<b>WPN-057</b>	21010-F65Y8
87.06-			VG20E	CY31, TY31, Y31	<b>WPN-052</b>	21010-10V28
91.06-			VG20E	Y32	<b>WPN-052</b>	21010-10V28
91.06-93.06			VG20E	YY31	<b>WPN-052</b>	21010-10V28
91.06-05.12			RB20P	CMJY31, MJY31	<b>WPN-075</b>	21010-53V27
91.06-09.09			NA20P	QJY31	<b>WPN-053</b>	21010-VR026
95.11-			VG20E	WY30	—	21010-V5028
96.01-			VG20E	Y33	<b>WPN-052</b>	21010-10V28
04.01-07.08		VG20P	BJY31, CBJY31	<b>WPN-052</b>	21010-10V28	
2500		97.06-	RB25DT	ENY33	<b>WPN-080</b>	21010-21U26
		97.06-	VQ25DE	MY33	<b>WPN-070</b>	21010-31U28
		99.06-	RB25DT	ENY34	<b>WPN-097</b>	21010-AA527
		99.06-00.06	VQ25DD	MY34	<b>WPN-070</b>	21010-31U28
		01.12-	VQ25DD	MY34	<b>WPN-104</b>	21010-AL528
2800		83.06-85.06	LD28	HY30, VHY30, WHY30	<b>WPN-062</b>	21010-50LY6
	85.06-95.11	RD28	UY30, VUY30, WUY30	<b>WPN-010</b>	B1010-81T26	
	87.06-	RD28	TUJY31, UJY31, UY31	<b>WPN-010</b>	B1010-81T26	
	90.04-	RD28	CUY31	<b>WPN-010</b>	B1010-81T26	
	91.06-	RD28	UY32	<b>WPN-010</b>	B1010-81T26	
	91.06-99.08	RD28	UJY31	<b>WPN-010</b>	B1010-V7286	
	95.06-	RD28	UY33	<b>WPN-010</b>	B1010-81T26	
2800	99.08-05.12	RD28E	UJY31, UY31	<b>WPN-010</b>	B1010-V7286	

※ : Components may slightly differ from GENUINE No.

◇ : Complete Assembly Only.

& : Part No. requires additional components for installation.

# NISSAN

NISSAN

Model	Year	Engine Type	Body Type	Remarks	AISIN No.	Genuine No.	
<b>CEDRIC, GLORIA</b> 3000	83.06-87.05	VG30E	PY30, YPY30		—	21010-02P85	
	87.06-	VG30E	PAY31, PY31, YPY31		<b>WPN-052</b>	21010-10V28	
	91.06-	VG30DE	PY32		<b>WPN-055</b>	B1010-0P529	
	91.06-	VG30DT	PAY32, PBY32		<b>WPN-055</b>	B1010-0P529	
	91.06-	VG30E	PY32		<b>WPN-052</b>	21010-10V28	
	95.06-	VG30E	PY33		<b>WPN-052</b>	21010-10V28	
	95.06-	VQ30DT	HBV33		<b>WPN-070</b>	21010-31U28	
	95.06-96.04	VQ30DE	HY33		<b>WPN-070</b>	21010-31U28	
	96.04-	VQ30DT	HY33		<b>WPN-070</b>	21010-31U28	
	99.06-00.06	VQ30DT	HY34		<b>WPN-070</b>	21010-31U28	
01.12-	VQ30DT	HY34		<b>WPN-070</b>	21010-31U85		
<b>CEFIRO</b>	2000	88.09-91.08	RB20E	A31, CA31		<b>WPN-005</b>	21010-70TY5
		89.07-92.06	RB20DT	NA31		<b>WPN-005</b>	21010-70TY5
		92.06-	RB20DT	LCA31, LNA31		<b>WPN-005</b>	21010-70TY5
		92.06-93.05	RB20DE	LA31		<b>WPN-005</b>	21010-70TY5
		93.06-	RB20E	LA31		<b>WPN-005</b>	21010-70TY5
		94.08-	VQ20DE	A32		<b>WPN-070</b>	21010-31U28
		97.06-01.03	VQ20DE	WA32		<b>WPN-070</b>	21010-31U85
		98.12-01.12	VQ20DE	A33		<b>WPN-070</b>	21010-31U28
	01.12-	VQ20DE	A33		<b>WPN-070</b>	21010-31U85	
	2500	92.06-	RB25DE	EA31, ECA31		<b>WPN-005</b>	21010-70TY5
		94.08-	VQ25DE	PA32		<b>WPN-070</b>	21010-31U28
		97.06-01.03	VQ25DE	WPA32		<b>WPN-070</b>	21010-31U85
	<b>CIMA</b>	4100	91.08-96.06	VH41DE	FGDY32, FGNV32, FGY32		<b>WPN-089</b>
96.06-			VH41DE	FGDY33, FGY33		<b>WPN-089</b>	B1010-1P128
<b>CIVILIAN</b>	2200	82.08-88.05	Z22S	UW40		—	21010-W3688
		84.02-88.05	Z22S	VUSW40		—	21010-W3688
	3000	08.06-	ZD30DD	ECW41, EHW41, EJW41, EVW41		—	B1M10-MA70A
	3300	82.08-90.06	ED33	MGW40, MW40		—	21010-50T27
		84.06-87.07	ED33	MGW40, MW40	WITH F/C	—	BA010-T9C25
		84.06-87.07	FD33T	FGW40	WITH F/C	—	BA010-T9C25
		84.06-88.05	FD33T	FGW40, FW40		—	21010-50T27
		87.07-90.06	ED33	MGW40, MW40		—	21010-50T26
	3500	90.06-	ED35	BGW40, BW40		—	21010-50T26
		90.06-	ED35	BGW40, BW40	A/C	—	21010-50T27
	4200	88.05-	TD42	RGW40, RW40, RYW40		—	21010-34T29
		90.06-	TD42	RAW40		—	21010-34T29
		99.02-01.01	TD42T	BHW41, BJW41		—	21010-34T29
		99.02-02.10	TD42	BCW41, BHW41, BJW41, BVW41		—	21010-34T29
	4500	04.09-	TB45E	DCW41, DHW41, DJW41, DWW41		—	21010-VB025
4900	04.10-07.08	4M50T	ACW41, AHW41, AJW41, AVW41		—	21010-WK900	
<b>CLIPPER (L10,NT100/NV100)</b>	660	03.10-	3G83	U71, U72		<b>WPN-005</b>	21010-6A0A0
<b>CREW</b>	2000	93.07-	NA20P	QK30		<b>WPN-053</b>	21010-VR026
		94.01-95.02	RB20E	HK30		<b>WPN-005</b>	21010-70TY5
		97.04-05.12	RB20E	THK30		<b>WPN-080</b>	21010-75T26
	2800	93.07-99.08	RD28	SK30, TSK30		<b>WPN-010</b>	B1010-V7286

※ : Components may slightly differ from GENUINE No.

◇ : Complete Assembly Only.

& : Part No. requires additional components for installation.

# NISSAN

Model	Year	Engine Type	Body Type	Remarks	AISIN No.	Genuine No.		
<b>CREW</b>	99.08-05.12	RD28E	SK30, TSK30		<b>WPN-010</b>	B1010-V7286		
<b>CUBE</b>	1300	98.02-99.11	CG13DE	Z10		<b>WPN-063</b>	21010-41B01	
		99.11-00.04	CGA3DE	ANZ10, AZ10		<b>WPN-063</b>	21010-41B01	
		00.04-	CGA3DE	ANZ10, AZ10		<b>WPN-063</b>	21010-41B03	
	1400	02.10-	CR14DE	BZ11		<b>WPN-100</b>	21010-AX00A	
		02.10-06.12	CR14DE	BNZ11		<b>WPN-109</b>	21010-AX401	
		03.09-	CR14DE	BGZ11		<b>WPN-100</b>	21010-AX00A	
		08.12-	CR14DE	BNZ11		<b>WPN-109</b>	21010-AX40A	
	1500	05.05-	HR15DE	YGZ11		<b>WPN-108</b>	B1010-ED00A	
		05.05-	HR15DE	YZ11		<b>WPN-108</b>	B1010-ED00A	
		05.05-06.12	HR15DE	YGNZ11, YGZ11		<b>WPN-106</b>	21010-ED325	
		07.10-	HR15DE	YGNZ11, YGZ11		—	21010-EE025	
		08.11-09.11	HR15DE	NZ12, Z12		—	21010-EE025	
<b>DATSUN-TRUCK</b>	1600	85.08-86.08	Z16S	CD21, CGD21		<b>WPN-032</b>	21010-210Y5	
		85.08-86.08	Z16S	CD21, CGD21	A/C	—	B1010-80W27	
		89.09-92.08	NA16S	D21, GD21		<b>WPN-056</b>	21010-85G27	
	1800	85.08-86.08	Z18S	DD21, DMD21, DYD21		<b>WPN-032</b>	21010-210Y5	
		85.08-86.08	Z18S	DD21, DMD21, DYD21	A/C	—	B1010-80W27	
	2000	86.08-87.08	Z20S	FMD21, FYD21		<b>WPN-032</b>	21010-210Y5	
		86.08-87.08	Z20S	FMD21, FYD21	A/C	—	B1010-80W27	
		87.08-89.09	Z20S	FD21, FGD21		<b>WPN-032</b>	21010-210Y5	
		87.08-89.09	Z20S	FD21, FGD21	A/C	—	B1010-80W27	
		89.09-	NA20S	QD21, QGD21, QMD21		<b>WPN-056</b>	21010-85G27	
		89.09-92.08	NA20S	QYD21		<b>WPN-056</b>	21010-85G27	
		97.01-99.06	NA20S	QD22		<b>WPN-056</b>	21010-85G27	
		99.06-	KA20DE	LPD22, PD22		<b>WPN-056</b>	21010-85G27	
	2300	85.08-87.08	SD23	AD21, AGD21, AMD21		<b>WPN-039</b>	21010-10GY6	
		87.08-89.09	TD23	PMD21		<b>WPN-002</b>	B1010-2S50A	
		87.08-92.08	TD23	PD21, PGD21		<b>WPN-002</b>	B1010-2S50A	
	2400	97.01-97.12	KA24E	LFMD22		<b>WPN-059</b>	B1010-40F27	
		99.06-01.02	KA24DE	LFD22, LFMD22		<b>WPN-059</b>	B1010-40F27	
		01.02-	KA24DE	LFD22, LFMD22		—	B1010-VJ226	
	2700	88.11-	TD27	BMD21		<b>WPN-002</b>	B1010-2S50A	
		92.06-	TD27	BD21, BGD21		<b>WPN-002</b>	B1010-2S50A	
		92.08-96.12	TD27T	BMD21		<b>WPN-054A</b>	21010-80G26	
		94.07-95.08	TD27T	BMD21		—	B1010-80G0E	
		95.08-96.12	TD27T	LBMD21		<b>WPN-054A</b>	21010-80G26	
		96.12-	TD27T	BMD21, LBMD21		—	21010-80G88	
		97.01-	TD27	BD22		<b>WPN-002</b>	B1010-2S50A	
		99.06-	TD27	LBD22		<b>WPN-002</b>	B1010-2S50A	
	3200	97.01-	QD32	LRMD22		—	B1010-2S60A	
		98.08-99.06	QD32	LRMD22		<b>WPN-002</b>	B1010-2S50A	
	<b>DATSUN-TRUCK (EXP), PICKUP, PARADIN</b>	2000	79.06-	L20	H720	A/C	—	21010-N5828
			79.06-	L20	H720	ATM HD/T	—	BA010-N8527
			79.06-	L20	H720	MTM	<b>WPN-032</b>	21010-21026
83.01-			Z20	F720		—	21010-80W25	

※ : Components may slightly differ from GENUINE No.

◇ : Complete Assembly Only.

& : Part No. requires additional components for installation.

# NISSAN

NISSAN

Model	Year	Engine Type	Body Type	Remarks	AISIN No.	Genuine No.	
DATSUN-TRUCK (EXP), PICKUP, PARADIN	2000	85.09-	Z20	FD21	A/C [ GEN,M/ EAST]	—	21010-80W26
		85.09-	Z20	FD21	steep slope [ GEN,M/ EAST]	<b>WPN-013</b>	21010-P7586
		88.08-	Z20	FD21	[ ASR]	—	21010-G3925
		88.08-	Z20	FD21	[ M/ EAST]	<b>WPN-013</b>	21010-26G25
	2200	79.06-	SD22	S720	[ GEN]	<b>WPN-043</b>	21010-37585
		79.06-	Z22	M720	2WD > MTM [ N.AMERC]	<b>WPN-032</b>	21010-21085
		79.06-	Z22	M720	2WD > MTM A/C [ N.AMERC]	—	21010-N5829
		79.06-	Z22	M720	4WD [ N. AMERC]	—	21010-N5829
		79.09-	SD22	S720	[ EUR]	—	21010-31W26
		83.04-	Z22	M720	[ ASR]	<b>WPN-013</b>	21010-W3686
		83.04-	Z22	M720	[ EUR]	—	21010-N5829
		83.04-	Z22	M720	[ GEN]	<b>WPN-032</b>	21010-21085
		2400		KA24DE	D22	FRONTIER	—
	82.11-		Z24	N720	2WD > MTM T+K/ CAB [ USA]	—	21010-80W27
	83.01-84.06		Z24	N720	2WD > MTM T+K/ CAB [ CAN]	<b>WPN-032</b>	21010-21085
	84.07-		Z24	N720	2WD > MTM T+K/ CAB [ CAN]	—	21010-80W27
	85.09-		Z24	ND21	2WD [ GEN]	<b>WPN-032</b>	21010-21085
	85.09-		Z24	ND21	2WD A/ C [ GEN]	—	21010-80W27
	85.09-		Z24	ND21	4WD CON+HOT [ M/ EAST]	<b>WPN-013</b>	21010-W3686
	85.09-		Z24	ND21	4WD Hotor Tropic [ GEN]	<b>WPN-013</b>	21010-W3686
	85.09-		Z24	ND21	4WD [ GEN]	—	21010-80W27
	85.09-87.06		Z24	ND21	4WD A/ C [ GEN]	<b>WPN-013</b>	21010-W3686
	85.11-88.04		Z24	ND21	[ N. AMERC]	—	21010-80W27
87.08-	Z24		ND21	4WD [ EUR]	<b>WPN-032</b>	21010-21085	
88.04-	Z24		ND21	[ N. AMERC]	—	21010-G3928	
89.08-	KA24		ND21	[ N. AMERC]	<b>WPN-059</b>	21010-40F25	
2500	83.01-		SD25	J720		—	21010-09W25
	87.08-	TD25	RD21	[ GEN]	<b>WPN-002</b>	21010-43G85	
	88.05-92.07	TD25	D21		—	21010-44G26	
2700	88.05-92.07	TD27	D21		—	21010-44G26	
3000	85.11-	VG30	HD21	2WD [ N. AMERC]	<b>WPN-019</b>	21010-02P27	
	85.11-	VG30	HD21	4WD [ N. AMERC]	<b>WPN-004</b>	BA010-12G26	
3300		VG33E	D22	FRONTIER	<b>WPN-085</b>	21010-45I05	
DUALIS, QASHQUAI	2000	07.01-	MR20DE	J10, NJ10		—	B1010-1GZ0A
		07.12-10.08	MR20DE	KJ10, KNJ10		—	B1010-1GZ0A
ELGRAND, QUEST	2500	04.12-07.03	VQ25DE	ME51, MNE51		<b>WPN-104</b>	21010-AL528
		07.03-	VQ25DE	ME51, MNE51		<b>WPN-104</b>	B1010-JK00A
		10.08-	QR25DE	TE52, TNE52		<b>WPN-092</b>	21010-6N226
	3000	99.08-	ZD30DT	ATE50, ATWE50		<b>WPN-112</b>	B1010-VG128
	3200	97.05-99.08	QD32ET	AVE50, AVWE50		<b>WPN-098</b>	B1010-0W80A
	3300	97.05-00.08	VG33E	ALE50, ALWE50		<b>WPN-085</b>	B1010-0W00J
	3500	00.08-01.12	VQ35DE	APE50, APWE50		<b>WPN-070</b>	21010-31U28
		01.12-	VQ35DE	APE50, APWE50		<b>WPN-070</b>	21010-31U85
		02.05-	VQ35DE	E51, NE51		<b>WPN-070</b>	21010-31U85
		04.08-06.12	VQ35DE	E51, NE51		<b>WPN-070</b>	21010-31U28
	3500	10.08-	VQ35DE	PE52, PNE52		<b>WPN-104</b>	B1010-JK00A

※ : Components may slightly differ from GENUINE No.

◇ : Complete Assembly Only.

& : Part No. requires additional components for installation.

# NISSAN

Model	Year	Engine Type	Body Type	Remarks	AISIN No.	Genuine No.
<b>F20#CABSTAR HOMER</b>	1600	82.02-90.07	Z16	BF22, BGF22	—	21010-W3688
		90.07-	NA16S	UF22, UGF22	<b>WPN-056</b>	21010-85G27
		92.01-95.06	NA16S	SJ2F23	<b>WPN-056</b>	21010-85G27
	2000	82.02-90.07	Z20	PF22, PGF22	—	21010-W3688
		90.07-	NA20S	WF22, WGF22	<b>WPN-056</b>	21010-85G27
		92.01-99.06	NA20S	SK2F23, SK4F23	<b>WPN-056</b>	21010-85G27
		99.06-	KA20DE	SH2F23, SH4F23	<b>WPN-056</b>	21010-85G27
		07.06-	QR20DE	NSQ1F24, NSQ2F24, SQ1F24, SQ2F24	—	21010-EA010
	2300	82.02-86.11	SD23	YF22, YGF22	<b>WPN-043</b>	21010-37585
		86.11-	TD23	TF22, TGF22	<b>WPN-006</b>	B1010-02N1B
		92.01-95.06	TD23	SM2F23, SM4F23, SM6F23	<b>WPN-082</b>	B1010-5T11A
	2500	82.02-86.11	SD25	EF22, EGF22, REGF22	—	21010-T8228
		84.08-86.11	SD25	VEGF22	—	21010-T8228
		95.06-99.06	TD25	SN2F23, SN4F23, SN6F23	<b>WPN-082</b>	B1010-5T11A
	2700	86.11-	TD27	AF22, AGF22, VAGF22	<b>WPN-006</b>	B1010-02N1B
		86.11-90.05	TD27	AMF22	<b>WPN-006</b>	B1010-02N1B
		88.10-	TD27	AMF22	<b>WPN-028</b>	21010-22TY9
		92.01-97.08	TD27	SP8F23	<b>WPN-082</b>	B1010-5T11A
		92.01-02.08	TD27	SP2F23, SP4F23	<b>WPN-082</b>	B1010-5T11A
		99.06-02.08	TD27	P6FF23, SP6F23	<b>WPN-082</b>	B1010-5T11A
		3000	07.06-	ZD30DD	NSZ1F24, NSZ2F24, NSZ4F24, NSZ5F24	—
	07.06-		ZD30DD	NTZ2F24, NTZ3F24	—	B1M10-MA70A
	07.06-		ZD30DD	SZ1F24, SZ2F24, SZ4F24, SZ5F24	—	B1M10-MA70A
07.06-	ZD30DD		TZ2F24, TZ3F24	—	B1M10-MA70A	
3200	97.08-	QD32	##F23	<b>WPN-101</b>	B1010-6T30A	
<b>FAIRLADYZ Z, ZX, 350Z</b>	2000	83.09-86.10	VG20ET	GZ31, Z31	—	21010-02P85
		85.10-	RB20DT	PGZ31, PZ31	<b>WPN-023</b>	21010-58S25
	3000	83.09-	VG30ET	HGZ31, HZ31	<b>WPN-016</b>	21010-02P85
		89.07-99.10	VG30DE	GZ32, Z32	<b>WPN-016</b>	B1010-22P27
		92.08-97.01	VG30DE	HZ32	<b>WPN-016</b>	B1010-22P27
	3500	02.07-05.09	VQ35DE	Z33	<b>WPN-104</b>	21010-AL528
		03.10-05.09	VQ35DE	HZ33	<b>WPN-104</b>	21010-AL528
		07.01-	VQ35HR	HZ33, Z33	<b>WPN-116</b>	B1010-JK20A
	3700	08.12-09.10	VQ37HR	Z34	<b>WPN-116</b>	B1010-JK20A
09.10-		VQ37HR	HZ34	<b>WPN-116</b>	B1010-JK20A	
<b>FRONTIER, NAVARA</b>	2500	QR25	D40	SUV,TRUCK	—	21010-EA010
		YD25DDTI	D40		—	21010-5X00D
<b>FUGA,INFINITY M</b>	2500	04.10-06.05	VQ25DE	Y50	<b>WPN-104</b>	21010-AL528
		07.03-07.12	VQ25DE	Y50	<b>WPN-104</b>	B1010-JK00A
		07.12-	VQ25HR	Y50	<b>WPN-104</b>	B1010-JK00A
		09.11-	VQ25HR	Y51	<b>WPN-104</b>	B1010-JK00A
	3500	04.10-06.05	VQ35DE	PNY50, PY50	<b>WPN-104</b>	21010-AL528
		07.03-07.12	VQ35DE	PNY50, PY50	<b>WPN-104</b>	B1010-JK00A
		07.12-	VQ35HR	PNY50, PY50	<b>WPN-116</b>	B1010-JK20A
		10.11-	VQ35HR	HY51	<b>WPN-116</b>	B1010-JK20A
	3700	09.11-	VQ37VH	KNY51, KY51	<b>WPN-116</b>	B1010-JK20A

※ : Components may slightly differ from GENUINE No.

◇ : Complete Assembly Only.

& : Part No. requires additional components for installation.

# NISSAN

NISSAN

Model	Year	Engine Type	Body Type	Remarks	AISIN No.	Genuine No.	
<b>FUGA,INFINITY M</b>	4500	05.08-07.12	VK45DE	GY50	—	21010-AR725	
<b>GT-R</b>	3800	07.11-	VR38DE	R35	<b>WPN-116</b>	B1010-JK20A	
<b>H40#ATLAS CONDOR</b>	2000	81.12-90.06	Z20S	PH40	—	21010-W3688	
		90.06-	NA20S	WH40	<b>WPN-056</b>	21010-85G27	
	2500	81.12-86.11	SD25	EH40	—	21010-T8228	
	2700	86.11-90.06	TD27	AH40	<b>WPN-006</b>	B1010-02N1B	
	3000	89.05-	BD30	DJH40, JGH40, JH40	<b>WPN-006</b>	B1010-02N1B	
		91.10-96.12	BD30	###H41/ S41	<b>WPN-006</b>	B1010-02N1B	
		06.12-	4JJ1	A##85, B##85	—	21010-89T0A	
	3100	07.02-	4JJ1	APR75N, BPR75N	—	21010-89T0B	
		95.05-	4JG2	A##69, B##69	<b>WPG-021</b>	21010-89TB0	
	3300	81.12-84.06	ED33	##H40	DISEL TURBO	—	21010-50T27
		83.01-84.06	FD33T	##H40		—	BA010-T9327
		84.06-86.11	ED33	CMH40, DMH40, MGH40, MH40, RMH40, TMH40		—	BA010-T9C25
		84.06-86.11	FD33	DFH40, FGH40, FH40		—	BA010-T9C85
		84.06-86.11	FD33T	FGH40		DISEL TURBO	—
	3500	86.11-	FD35	##H40	DISEL TURBO	—	21010-50T25
		86.11-	FD35T	##H40		—	21010-50T26
		90.06-	ED35	RH40, TRH40		—	21010-01T90
		91.10-	ED35	###YH41/ YS41, ###H41/ S41		—	21010-01T90
	4200	91.10-	FD42	###H41/ S41, ###YH41/ YS41	<b>WPN-040</b>	21010-0T025	
	4300	95.05-	4HF1, 4HF1N	A##66, B##66	<b>WPG-015</b>	21010-89TB1	
04.06-05.04		4HF1	BKR81N	<b>WPG-015</b>	21010-89TB1		
4600	92.01-	FD46	###YH41/ YS41	<b>WPN-040</b>	21010-0T025		
	95.05-	4HG1	A##71, B##71	<b>WPG-015</b>	21010-89TB1		
	05.05-	4HV1	A##82, B##82	<b>WPG-015</b>	21010-89TB1		
4800	95.05-	4HE1T	APR70, BPR70	<b>WPG-015</b>	21010-89TB1		
	02.05-	4HL1, 4HL1N	A##81, B##81	<b>WPG-015</b>	21010-89TB1		
5000	97.04-	4HJ1, 4HJ1N	A##72, B##72 (EXAMPLE:APS72, BKR72)	<b>WPG-015</b>	21010-89TB1		
5200	99.05-	4HK1T	APR75, BPR75	—	21010-89TA8		
<b>INFINITI. Q45</b>	4500	89.10-93.06	VH45DE	G50, HG50	<b>WPN-017</b>	21010-60UY6	
<b>INFINITY FX</b>	4500		VK45DE	S50	—	21010-AR725	
<b>JUKE</b>	1500	10.06-	HR15DE	YF15	—	21010-EE025	
	1600	10.11-	MR16DT	F15, NF15	<b>WPN-117</b>	B1010-1KC0A	
<b>KIX</b>	660	08.10-	4A30	H59A	<b>WPM-061</b>	21010-6A00A	
<b>LAFESTA</b>	2000	04.12-07.05	MR20DE	B30, NB30	—	B1010-1GZ0A	
		11.06-	LFVD	CWFEWN	—	21013-HA000	
		11.06-	LFVE	CWEAWN	—	21013-HA000	
<b>LARGO</b>	2000	93.05-96.02	CD20TI	VNW30, VW30	<b>WPN-009</b>	21010-57J01	
		96.02-	CD20TI	VNW30, VW30	<b>WPN-009</b>	21010-57J28	
	2400	93.05-97.10	KA24DE	CW30, NCW30, NW30, W30	<b>WPN-059</b>	B1010-40F27	
<b>LAUREL</b>	1800	88.01-	CA18S	FJC32, TFJC32	<b>WPN-024</b>	21010-50VY5	
	2000	84.10-89.07	RB20E	HJC32	<b>WPN-005</b>	21010-70TY5	
		86.10-	RB20DT	HC32	<b>WPN-023</b>	21010-58S25	
		87.05-	VG20ET	GC32	<b>WPN-019</b>	21010-V5028	
		88.12-91.01	RB20DE	HCC33	<b>WPN-005</b>	21010-70TY5	

※ : Components may slightly differ from GENUINE No.

◇ : Complete Assembly Only.

& : Part No. requires additional components for installation.



# NISSAN

Model	Year	Engine Type	Body Type	Remarks	AISIN No.	Genuine No.	
<b>LAUREL</b>	2000	88.12-91.01	RB20E	HC33		<b>WPN-005</b>	21010-70TY5
		93.01-97.04	RB20E	HC34		<b>WPN-005</b>	21010-70TY5
		97.04-	RB20E	HC34		<b>WPN-080</b>	21010-75T26
		97.06-	RB20DE	HC35		<b>WPN-095</b>	21010-5L328
	2500	91.10-	RB25DE	EC33, ECC33		<b>WPN-005</b>	21010-70TY5
		94.01-	RB25DT	GC34, GCC34		<b>WPN-080</b>	21010-21U26
		94.09-	RB25DE	GNC34		<b>WPN-080</b>	21010-75T26
		97.06-	RB25DE	GC35, GNC35		<b>WPN-095</b>	21010-5L328
		97.06-98.09	RB25DT	GCC35		<b>WPN-095</b>	21010-5L328
		98.09-	RB25DT	GC35, GCC35		<b>WPN-097</b>	21010-AA527
	2800	84.10-86.10	LD28	EJC32, TEJC32		<b>WPN-062</b>	21010-50LY6
		86.10-	RD28	SJC32, TSJC32		<b>WPN-010</b>	B1010-81T26
		88.12-	RD28	SC33		<b>WPN-010</b>	B1010-81T26
		97.06-99.08	RD28	SC35		<b>WPN-010</b>	B1010-81T26
99.08-		RD28E	SC35		<b>WPN-010</b>	B1010-81T26	
<b>LEOPARD, J.FERIE INFINITY M30</b>	2000	86.02-87.05	VG20E	GF31		—	21010-02P85
		87.05-88.08	VG20E	GF31		—	21010-V5028
		88.08-	VG20DT	GF31		<b>WPN-057</b>	21010-F65Y8
	2500	97.10-	RB25DT	JENY33		<b>WPN-080</b>	21010-21U26
		97.10-	VQ25DE	JMY33		<b>WPN-070</b>	21010-31U28
	3000	86.02-86.10	VG30DE	UF31		<b>WPN-057</b>	21010-F65Y8
		86.10-	VG30DE	UF31		<b>WPN-016</b>	B1010-22P27
		88.08-	VG30DT	UF31		<b>WPN-057</b>	21010-F65Y8
		92.06-	VG30DE	JPY32		<b>WPN-055</b>	B1010-0P529
		96.03-	VQ30DT	JHBY33		<b>WPN-070</b>	21010-31U28
		97.10-	VQ30DT	JHY33		<b>WPN-070</b>	21010-31U28
4100	92.06-	VH41DE	JGBY32		<b>WPN-089</b>	B1010-1P128	
<b>LIBERTY</b>	2000	01.05-	QR20DE	RM12		<b>WPN-092</b>	21010-6N226
		01.05-	QR20DE	RNM12		<b>WPN-092</b>	21010-6N226
<b>LUCINO</b>	1500	94.01-	GA15DE	FB14		<b>WPN-001</b>	21010-0M302
		95.01-99.10	GA15DE	FN15, FNN15		<b>WPN-001</b>	21010-0M302
	1600	95.01-99.10	GA16DE	EN15		<b>WPN-001</b>	21010-0M302
		97.08-	SR16VE	JB14		<b>WPN-014</b>	21010-1N526
		97.09-99.10	SR16VE	JN15		<b>WPN-014</b>	21010-1N526
	1800	94.01-97.08	SR18DE	HB14		<b>WPN-014</b>	21010-53J05
		95.01-99.10	SR18DE	HN15, HNN15		<b>WPN-014</b>	21010-53J05
<b>MARCH MICRA</b>	930	88.08-88.12	MA09RT	EK10		—	21010-01BY9
		88.12-	MA09RT	EK10		—	21010-19BY5
	1000	82.10-89.01	MA10S	K10		—	21010-01BY9
		84.12-89.01	MA10S	YK10		—	21010-01BY9
		89.01-	MA10S	K10		—	21010-19BY5
		92.01-00.04	CG10DE	K11		<b>WPN-063</b>	21010-41B01
		99.11-00.04	CG10DE	WK11		<b>WPN-063</b>	21010-41B01
		00.04-	CG10DE	K11, WK11		<b>WPN-063</b>	21010-41B03
		02.02-03.07	CR10DE	K12		<b>WPN-100</b>	21010-AX00A
		02.02-07.06	CR12DE	AK12		<b>WPN-100</b>	21010-AX00A

※ : Components may slightly differ from GENUINE No.

◇ : Complete Assembly Only.

& : Part No. requires additional components for installation.

# NISSAN

NISSAN

Model	Year	Engine Type	Body Type	Remarks	AISIN No.	Genuine No.	
<b>MARCH MICRA</b>	1200	10.07-	HR12DE	K13		<b>WPN-108</b>	B1010-ED00A
		10.07-	HR12DE	NK13		—	21010-EE025
	1300	92.01-99.11	CG13DE	HK11		<b>WPN-063</b>	21010-41B01
		97.05-	CG13DE	FHK11		<b>WPN-063</b>	21010-41B01
		99.11-00.04	CGA3DE	AK11, ANK11, WAK11		<b>WPN-063</b>	21010-41B01
		00.04-	CGA3DE	AK11, ANK11, WAK11		<b>WPN-063</b>	21010-41B03
	1400	02.02-05.08	CR14DE	BK12		<b>WPN-100</b>	21010-AX00A
		02.09-07.06	CR14DE	BNK12		<b>WPN-109</b>	21010-AX401
1500	05.08-07.06	HR15DE	YK12		<b>WPN-108</b>	B1010-ED00A	
1600		HR16DE	K13		—	21010-3HC0A	
	07.04-	HR16DE	FHZK12		<b>WPN-108</b>	B1010-ED00A	
<b>MAXIMA</b>	3000	88.10-91.08	VG30E	J30		<b>WPN-011</b>	B1010-16E03
	3500		VQ35DE	A34		<b>WPN-104</b>	21010-7Y00A
			VQ35DE	A35		<b>WPN-104</b>	21010-JA10A
<b>MISTRAL</b>	2700	94.02-96.10	TD27T	R20		<b>WPN-054A</b>	21010-0F003
		95.11-96.10	TD27T	KR20		<b>WPN-054A</b>	21010-0F003
		96.10-	TD27TI	KR20, R20		—	21010-7F401
<b>MOCO</b>	660	02.04-	K6A	MG21S		<b>WPS-036</b>	21010-4A00G
		02.04-	K6A	MG21S	TURBO	※ <b>WPS-027</b>	21010-4A00J
		06.02-	K6A	MG22S		<b>WPN-045</b>	21010-4A00H
		06.02-	K6A	MG22S	TURBO	※ <b>WPS-040</b>	21010-4A00K
		11.02-	R06A	MG33S		—	21010-4A01D
<b>MURANO</b>	2500		YD25DDTI	Z51		—	21010-1AT0B
		04.09-	QR25DE	TZ50		<b>WPN-092</b>	21010-6N226
		08.09-11.01	QR25DE	TNZ51		<b>WPN-092</b>	21010-6N20A
		10.01-11.01	QR25DE	TZ51		<b>WPN-092</b>	21010-6N20A
		11.01-	QR25DE	TNZ51, TZ51		<b>WPN-092</b>	21010-6N226
	3500	04.09-07.03	VQ35DE	PNZ50, PZ50		<b>WPN-104</b>	21010-AL528
		07.03-	VQ35DE	PNZ50, PZ50		<b>WPN-104</b>	B1010-JK00A
	08.09-	VQ35DE	PNZ51		<b>WPN-104</b>	B1010-JK00A	
<b>NOTE</b>	1500	05.01-05.12	HR15DE	NE11		<b>WPN-106</b>	21010-ED325
		05.01-07.12	HR15DE	E11		<b>WPN-108</b>	B1010-ED00A
		07.10-07.12	HR15DE	NE11		—	21010-EE025
		07.12-10.11	HR15DE	E11		—	21010-EE025
	1600	08.10-10.11	HR16DE	ZE11		<b>WPN-108</b>	B1010-ED00A
<b>OTTI</b>	660	05.06-	3G83	H91W		<b>WPM-060</b>	21010-6A0A1
		06.10-	3G83	H92W		<b>WPM-060</b>	21010-6A0A1
<b>PATHFINDER</b>	2500		YD25DDTI	R51	DIESEL	—	21010-5X00D
	3500		VQ35DE	R50		<b>WPN-104</b>	21010-7Y00A
	4000		VQ40DE	R51		<b>WPN-104</b>	21010-JA10A
	5600		VK56DE	R51		<b>WPN-705</b>	21010-7S000
<b>PINO</b>	660	07.01-	K6A	HC24S		<b>WPS-045</b>	21010-4A00H
<b>PRESEA</b>	1500	90.06-	GA15DS	R10		<b>WPN-001</b>	21010-0M302
		95.01-	GA15DE	R11		<b>WPN-001</b>	21010-0M302
	1800	90.06-92.06	SR18DI	PR10		<b>WPN-014</b>	21010-53J05
		95.01-	SR18DE	PR11		<b>WPN-014</b>	21010-53J05

※ : Components may slightly differ from GENUINE No.

◇ : Complete Assembly Only.

& : Part No. requires additional components for installation.

# NISSAN

Model	Year	Engine Type	Body Type	Remarks	AISIN No.	Genuine No.	
<b>PRESEA</b>	2000	90.06-92.06	SR20DE	HR10		<b>WPN-014</b>	21010-53J05
		95.01-	SR20DE	HR11		<b>WPN-014</b>	21010-53J05
<b>PRESIDENT</b>	4500	90.10-93.04	VH45DE	JG50, JHG50, PG50, PHG50		<b>WPN-017</b>	21010-60UY6
		93.04-	VH45DE	JG50, JHG50, PG50, PHG50		<b>WPN-083</b>	B1010-67U28
		03.10-08.02	VK45DE	PGF50		—	21010-AR025
<b>PRIMERA, INFINITY</b>	1500	82.08-	E15S	BM10, VBM10		<b>WPN-003</b>	21010-50A27
<b>G20, PRAIRIE</b>	1800	82.08-86.07	CA18S	PM10		—	21010-D01Y6
		86.07-	CA18S	PM10		<b>WPN-020</b>	21010-06E25
		90.02-92.09	SR18DI	P10		<b>WPN-014</b>	21010-53J05
		95.09-98.09	SR18DE	P11		<b>WPN-014</b>	21010-53J05
		97.09-98.09	SR18DE	WP11		<b>WPN-014</b>	21010-53J05
		98.09-	QG18DE	QP11, WQP11		<b>WPN-091</b>	21010-4M526
	2000	02.02-03.07	QG18DE	QP12		<b>WPN-091</b>	21010-4M526
		85.10-86.07	CA20S	HNM10		—	21010-D01Y6
		86.07-	CA20S	HNM10		<b>WPN-020</b>	21010-06E25
		88.09-88.12	CA20S	M11, NM11		<b>WPN-020</b>	21010-06E25
		88.12-95.08	CA20S	M11, NM11		<b>WPN-020</b>	21010-06EY6
		90.02-92.09	SR20DE	HNP10, HP10		<b>WPN-014</b>	21010-53J05
		91.07-	SR20DE	FHP10		<b>WPN-014</b>	21010-53J05
		95.08-	SR20DE	PM11, PNM11		<b>WPN-014</b>	21010-53J05
		95.09-97.09	SR20DE	HP11		<b>WPN-014</b>	21010-53J05
		95.09-99.07	SR20DE	HNP11		<b>WPN-014</b>	21010-53J05
		96.06-	SR20DE	FHP11		<b>WPN-014</b>	21010-53J05
		97.09-	SR20DE	WHNP11		<b>WPN-014</b>	21010-53J05
		97.09-98.03	SR20DE	WHP11		<b>WPN-014</b>	21010-53J05
		98.03-	SR20VE	HP11, WHP11		<b>WPN-014</b>	21010-53J05
98.11-99.10	SR20DE	PM12, PNM12		<b>WPN-014</b>	21010-53J05		
2400	01.01-03.07	QR20DE	TNP12, TP12, WTNP12, WTP12		<b>WPN-092</b>	21010-6N226	
	01.08-03.07	SR20VE	HP12, WHP12		<b>WPN-014</b>	21010-53J05	
2500	90.09-95.08	KA24E	HM11, HNM11		<b>WPN-067</b>	21010-30RY6	
	01.01-03.07	QR25DD	RP12, WRP12		<b>WPN-092</b>	21010-6N226	
<b>PULSAR, LANGLEY, LIBERTA-VILLA CHERRY</b>	1300	82.05-86.12	E13S	PN12		<b>WPN-003</b>	21010-50A27
		86.05-89.03	E13S	N13	W/ P=Shaft DIA φ 12	<b>WPN-003</b>	21010-50A27
		86.05-89.03	E13S	N13	W/ P=Shaft DIA φ 25	<b>WPN-031</b>	21010-50AY8
		90.08-	GA13DS	N14		<b>WPN-001</b>	21010-0M302
	1500	82.05-86.12	E15S	HN12		<b>WPN-003</b>	21010-50A27
		86.05-88.04	E15S	HN13, HNN13		<b>WPN-003</b>	21010-50A27
		86.05-89.03	E15S	HN13, HNN13		<b>WPN-031</b>	21010-50AY8
		86.10-88.09	E15E	BHNN13		<b>WPN-031</b>	21010-50AY8
		86.10-88.09	E15S	BHN13	W/ P=Shaft DIA φ 12	<b>WPN-003</b>	21010-50A27
		86.10-88.09	E15S	BHN13	W/ P=Shaft DIA φ 25	<b>WPN-031</b>	21010-50AY8
		86.12-88.09	E15E	BHNN13		<b>WPN-003</b>	21010-50A27
		88.04-	GA15S	FN13, FNN13		<b>WPN-058</b>	21010-77AY0
		88.09-	GA15S	BFN13, BFNN13		<b>WPN-058</b>	21010-77AY0
		90.08-	GA15DS	FN14, FNN14		<b>WPN-001</b>	21010-0M302
		95.01-99.10	GA15DE	FN15, FNN15		<b>WPN-001</b>	21010-0M302

※ : Components may slightly differ from GENUINE No.

◇ : Complete Assembly Only.

& : Part No. requires additional components for installation.

# NISSAN

NISSAN

Model	Year	Engine Type	Body Type	Remarks	AISIN No.	Genuine No.
<b>PULSAR, LANGLEY, LIBERTA-VILLA CHERRY</b>	1600	86.05-86.10	CA16DE EN13		<b>WPN-024</b>	21010-50VY5
		86.10-86.10	CA16DE BEN13		<b>WPN-024</b>	21010-50VY5
		86.10-89.02	CA16DE BEN13		<b>WPN-020</b>	21010-06E25
		86.10-89.02	CA16DE EN13, KEN13		<b>WPN-020</b>	21010-06E25
		89.02-	CA16DE BEN13		<b>WPN-020</b>	21010-06EY6
		89.02-	CA16DE EN13, KEN13		<b>WPN-020</b>	21010-06EY6
		90.08-	GA16DE EN14		<b>WPN-001</b>	21010-0M302
		95.01-99.10	GA16DE EN15		<b>WPN-001</b>	21010-0M302
	97.09-99.10	SR16VE JN15		<b>WPN-014</b>	21010-1N526	
	1700	83.05-	CD17 SN12		<b>WPN-037</b>	21010-16AY5
		83.05-86.07	CD17 SN12		<b>WPN-037</b>	21010-16AY5
		86.05-	CD17 SN13		<b>WPN-012</b>	BA010-54A26
		86.05-86.05	CD17 SN13		<b>WPN-073</b>	21010-54AY5
		86.07-	CD17 SN12		<b>WPN-078</b>	21010-16AY7
		86.10-	CD17 BSN13		<b>WPN-012</b>	BA010-54A26
90.08-93.10		CD17 SN14		<b>WPN-012</b>	BA010-54A26	
1800	93.10-	CD17 SN14		<b>WPN-071</b>	21010-59Y25	
	90.08-	SR18DE HN14		<b>WPN-014</b>	21010-53J05	
	95.01-	SR18DE HNN15		<b>WPN-014</b>	21010-53J05	
2000	95.01-99.10	SR18DE HN15		<b>WPN-014</b>	21010-53J05	
	90.08-	SR20DT RNN14		<b>WPN-069</b>	21010-54CY0	
	95.01-95.12	CD20 SN15, SNN15		<b>WPN-009</b>	21010-57J01	
	95.12-	CD20 SN15, SNN15		<b>WPN-009</b>	21010-57J28	
<b>R'NESSA</b>	2000	97.10-	SR20DE N30		<b>WPN-014</b>	21010-53J05
		97.10-	SR20DT NN30		<b>WPN-014</b>	21010-53J05
	2400	97.10-	KA24DE PNN30		<b>WPN-060</b>	21010-1E403
<b>RASHEEN</b>	1500	94.12-	GA15DE RFNB14		<b>WPN-001</b>	21010-0M302
	1800	97.01-99.09	SR18DE RHNB14		<b>WPN-014</b>	21010-53J05
	2000	98.01-99.09	SR20DE RKNB14		<b>WPN-014</b>	21010-53J05
<b>S-CARGO</b>	1500	89.01-89.03	E15S G20		<b>WPN-003</b>	21010-50A27
		89.03-	E15S G20		<b>WPN-031</b>	21010-50AY8
<b>SAFARI PATROL</b>	2800	94.10-	RD28T WYY60		<b>WPN-010</b>	B1010-81T26
		97.10-99.09	RD28TI WYY61		—	B1010-VB126
	3000	99.09-02.11	ZD30DI WTY61		—	B1010-2W20A
	3300	80.06-	SD33 VR161, VRG161		—	21010-615Y5
		80.06-84.09	SD33 VR160, VRG160		—	21010-615Y5
		84.09-	SD33T BRG161		—	21010-615Y5
	4000	80.06-	PF40 FG160		—	21010-C65Y6
		82.07-	PF40 FG161		—	21010-C65Y6
	4200	87.10-	TB42S FGY60		<b>WPN-038A</b>	21010-03J25
		87.10-	TD42 VRGY60		<b>WPN-025</b>	21010-06J29
		87.10-93.08	TD42 VRY60		<b>WPN-025</b>	21010-06J29
		91.02-93.08	TD42 WRGY60, WRY60		<b>WPN-025</b>	21010-06J29
		91.10-	TB42E WGY60		<b>WPN-038A</b>	21010-03J25
		93.08-	TD42T WRGY60, WRY60		<b>WPN-025</b>	21010-06J29
		97.10-99.09	TD42T WRGY61		<b>WPN-025</b>	21010-06J29

※ : Components may slightly differ from GENUINE No.

◇ : Complete Assembly Only.

& : Part No. requires additional components for installation.

# NISSAN

Model	Year	Engine Type	Body Type	Remarks	AISIN No.	Genuine No.	
<b>SAFARI PATROL</b>	4200	99.09-02.11	TD42T	VRGY61	<b>WPN-025</b>	21010-06J29	
	4500	97.10-02.11	TB45E	WGY61	—	21010-VB025	
	4800	02.11-	TB48DE	WFGY61	—	B1010-VC225	
<b>SILVIA, GAZELLE 240SX (S13/S14)</b>	1800	83.08-	CA18ET	S12	<b>WPN-024</b>	21010-50VY5	
		83.08-	CA18S	JS12	<b>WPN-024</b>	21010-50VY5	
		88.05-91.01	CA18DE	KS13, S13	<b>WPN-024</b>	21010-50VY5	
	2000	83.08-86.02	FJ20E	US12	—	BA010-R2027	
		83.08-86.02	FJ20ET	US12	—	BA010-R2027	
		91.01-	SR20DE	KPS13, PS13	<b>WPN-068</b>	B1010-52F01	
		93.10-	SR20DE	CS14, S14	<b>WPN-084</b>	21010-65F27	
		99.01-	SR20DE	S15	<b>WPN-084</b>	21010-65F27	
		2400		KA24DE	S13/S14	<b>WPN-059</b>	21010-40F27
<b>SKYLINE, GT-R, INFINITY EX</b>	1800	81.08-	Z18S	PJR30, VPJR30	—	B1010-80W27	
		82.10-	CA18S	FJR30	<b>WPN-024</b>	21010-50VY5	
		85.08-90.09	CA18S	FJR31, WFJR31	<b>WPN-024</b>	21010-50VY5	
		89.05-	CA18I	FR32	<b>WPN-024</b>	21010-50VY5	
	2000	81.08-	L20E	YHR30	—	21010-W3688	
		81.08-	LD20	VSJR30	—	BA010-G3626	
		81.08-82.10	Z20E	UJR30	—	B1010-80W27	
		81.08-83.08	L20E	HR30	—	21010-W3688	
		81.10-	FJ20E	DR30	—	BA010-R2029	
		83.08-	L20ET	HR30	—	21010-W3688	
		83.08-	LD20	VSJR30	<b>WPN-072</b>	BA010-02C25	
		85.08-	RB20DE	HR31, YHR31	<b>WPN-023</b>	21010-58S25	
		85.08-	RB20E	YHR31	<b>WPN-005</b>	21010-70TY5	
		85.08-	RB20ET	WHJR31	<b>WPN-005</b>	21010-70TY5	
		85.08-89.07	RB20E	HR31	<b>WPN-005</b>	21010-70TY5	
		89.05-	RB20DE	HCR32	<b>WPN-005</b>	21010-70TY5	
		89.05-	RB20DT	HNR32	<b>WPN-005</b>	21010-70TY5	
		89.05-	RB20E	HR32	<b>WPN-005</b>	21010-70TY5	
		89.05-91.08	RB20E	YHR32	<b>WPN-005</b>	21010-70TY5	
		93.08-96.01	RB20E	HR33	<b>WPN-005</b>	21010-70TY5	
	98.05-99.10	RB20DE	HR34	<b>WPN-095</b>	21010-5L328		
	2500	91.08-	RB25DE	ECR32, ER32	<b>WPN-005</b>	21010-70TY5	
	3500	02.01-	VQ35DE	PV35	<b>WPN-104</b>	21010-AL528	
	3700	09.07-	VQ37VH	J50, NJ50	<b>WPN-116</b>	B1010-JK20A	
	<b>STAGEA</b>	2000	96.09-97.08	RB20E	WHC34	<b>WPN-080</b>	21010-75T26
			97.08-	RB20DE	WHC34	<b>WPN-095</b>	21010-5L328
		2500	96.09-97.08	RB25DE	WGC34, WGNC34	<b>WPN-080</b>	21010-75T26
96.09-98.08			RB25DT	WGNC34	<b>WPN-080</b>	21010-21U26	
97.08-			RB25DE	WGC34, WGNC34	<b>WPN-095</b>	21010-5L328	
98.08-			RB25DT	WGC34, WGNC34	<b>WPN-097</b>	21010-AA527	
01.10-04.08			VQ25DD	M35, NM35	<b>WPN-104</b>	21010-AL528	
3000		01.10-04.08	VQ30DD	HM35	<b>WPN-104</b>	21010-AL528	
3500		04.08-	VQ35DE	PM35, PNM35	<b>WPN-104</b>	21010-AL528	

※ : Components may slightly differ from GENUINE No.

◇ : Complete Assembly Only.

& : Part No. requires additional components for installation.

# NISSAN

NISSAN

Model	Year	Engine Type	Body Type	Remarks	AISIN No.	Genuine No.	
<b>SUNNY, LAUREL-SPIRIT, NX-COUPE SENTRA</b>	1200	75.10-81.09	A12S	B120, B121, GB120, GB121		—	21010-M66Y6
		78.04-81.09	A12S	B120, B121, GB120, GB121		<b>WPN-029A</b>	BA010-H7227
		81.10-	A12S	B122, GB122		—	21010-M66Y6
		81.10-	A12S	B122, GB122	A/C	<b>WPN-029A</b>	BA010-H7227
	1300	81.10-	E13S	B11, WB11		<b>WPN-003</b>	21010-50A27
		85.09-89.03	E13S	B12	W/ P=Shaft DIA $\phi$ 12	<b>WPN-003</b>	21010-50A27
		85.09-89.03	E13S	B12	W/ P=Shaft DIA $\phi$ 25	<b>WPN-031</b>	21010-50AY8
		90.01-	GA13DS	B13		<b>WPN-001</b>	21010-0M302
		94.01-	GA13DE	B14		<b>WPN-001</b>	21010-0M302
		98.10-	QG13DE	B15		<b>WPN-091</b>	21010-4M526
		1500	81.10-	E15S	HB11, WHB11		<b>WPN-003</b>
	85.09-87.09		E15S	HB12, HNB12, WHB12, WHNB12	W/ P=Shaft DIA $\phi$ 12	<b>WPN-003</b>	21010-50A27
	85.09-89.03		E15S	HB12, HNB12, WHB12, WHNB12	W/ P=Shaft DIA $\phi$ 25	<b>WPN-031</b>	21010-50AY8
	86.08-87.09		E15S	HB12	W/ P=Shaft DIA $\phi$ 12	<b>WPN-003</b>	21010-50A27
	86.08-87.09		E15S	HB12	W/ P=Shaft DIA $\phi$ 25	<b>WPN-031</b>	21010-50AY8
	87.09-		GA15S	FB12, FNB12		<b>WPN-058</b>	21010-77AY0
	87.09-		GA15S	FB12, FNB12, WFB12, WFNB12		<b>WPN-058</b>	21010-77AY0
	90.01-		GA15DS	FB13, FNB13		<b>WPN-001</b>	21010-0M302
	90.10-95.06		GA15DS	WFNY10, WFY10		<b>WPN-001</b>	21010-0M302
	94.01-		GA15DE	FB14, FNB14		<b>WPN-001</b>	21010-0M302
	98.10-	QG15DE	FB15, FNB15		<b>WPN-091</b>	21010-4M526	
	1600		GA16	B14		—	21010-F420A
		86.08-86.10	CA16DE	EB12		<b>WPN-024</b>	21010-50VY5
		86.10-	CA16DE	EB12		<b>WPN-020</b>	21010-06E25
90.01-		GA16DE	EB13		<b>WPN-001</b>	21010-0M302	
94.01-		GA16DE	EB14		<b>WPN-001</b>	21010-0M302	
98.10-02.05		SR16VE	JB15		<b>WPN-014</b>	21010-1N526	
1700	82.10-	CD17	SB11		<b>WPN-037</b>	21010-16AY5	
	82.10-86.07	CD17	WSB11		<b>WPN-037</b>	21010-16AY5	
	85.09-86.05	CD17	SB12, WSB12		<b>WPN-073</b>	21010-54AY5	
	86.05-	CD17	SB12, WSB12		<b>WPN-012</b>	BA010-54A26	
	86.08-	CD17	SB12		<b>WPN-012</b>	BA010-54A26	
	90.01-93.10	CD17	SB13, SNB13		<b>WPN-012</b>	BA010-54A26	
	93.10-	CD17	SB13, SNB13		<b>WPN-071</b>	21010-59Y25	
1800		QG18DE	B15	SENTRA	<b>WPN-091</b>	21010-F460A	
	90.01-	SR18DE	HB13, HNB13		<b>WPN-014</b>	21010-53J05	
	94.01-97.08	SR18DE	HB14		<b>WPN-014</b>	21010-53J05	
	98.10-02.05	QG18DD	QB15		<b>WPN-091</b>	21010-4M526	
2000		MR20	B16		<b>WPN-707</b>	21010-ET000	
		MR20DE	B16		<b>WPN-117</b>	21010-3RC1A	
	94.01-96.04	CD20	SB14, SNB14		<b>WPN-009</b>	21010-57J01	
	96.04-97.05	CD20	SB14, SNB14		<b>WPN-009</b>	21010-57J28	
2200	99.09-02.05	YD22DD	SB15		<b>WPN-111</b>	B1010-AD226	
2500		QR25	B16		<b>WPN-092</b>	21010-3TA0B	
<b>TEANA</b>	2300	03.02-07.03	VQ23DE	J31		<b>WPN-104</b>	21010-AL528
		07.03-	VQ23DE	J31		<b>WPN-104</b>	B1010-JK00A

※ : Components may slightly differ from GENUINE No.

◇ : Complete Assembly Only.

& : Part No. requires additional components for installation.

# NISSAN

Model	Year	Engine Type	Body Type	Remarks	AISIN No.	Genuine No.	
<b>TEANA</b>	2500	03.02-	QR25DE	TNJ31		<b>WPN-092</b>	21010-6N226
		08.06-	QR25DE	TNJ32		<b>WPN-092</b>	21010-6N226
	3500	03.02-05.12	VQ35DE	PJ31		<b>WPN-104</b>	21010-AL528
		07.03-08.06-	VQ35DE	PJ31		<b>WPN-104</b>	B1010-JK00A
		08.06-	VQ35DE	PJ32		<b>WPN-104</b>	B1010-JK00A
<b>TERRANO, ~REGURUS</b>	2700	86.08-87.08	TD27	VBYD21, WBYD21		—	BA010-43G26
		87.08-89.10	TD27	WBYD21		<b>WPN-002</b>	B1010-2S50A
		87.08-93.01	TD27	VBYD21		<b>WPN-002</b>	B1010-2S50A
		88.11-93.01	TD27T	WBYD21		<b>WPN-054A</b>	21010-80G26
		93.01-94.08	TD27T	LBYD21, WBYD21		<b>WPN-054A</b>	B1010-80G0E
		94.08-	TD27T	LBYD21, WBYD21		—	21010-86PY8
		95.09-97.06	TD27TI	PR50		<b>WPN-098</b>	B1010-0W80A
	3000	87.10-89.10	VG30	WHYD21		<b>WPN-004</b>	21010-12G28
		99.02-02.11	ZD30DI	JTR50		—	B1010-2W20A
		99.02-02.11	ZD30DI	TR50		—	B1010-2W20A
	3200	96.08-97.06	QD32TI	RR50		<b>WPN-098</b>	B1010-0W80A
		96.08-97.09	QD32TI	JRR50		<b>WPN-098</b>	B1010-0W80A
	3300	95.09-01.10	VG33E	LR50		<b>WPN-085</b>	B1010-0W00J
		96.08-01.10	VG33E	JLR50		<b>WPN-085</b>	B1010-0W00J
99.02-01.10		VG33E	JLUR50		<b>WPN-085</b>	B1010-0W00J	
99.02-01.10		VG33E	LUR50		<b>WPN-085</b>	B1010-0W00J	
<b>TIIDA</b>	1500	04.09-06.12	HR15DE	NC11		<b>WPN-106</b>	21010-ED325
		04.09-08.01	HR15DE	C11		<b>WPN-108</b>	B1010-ED00A
		04.10-06.12	HR15DE	SNC11		<b>WPN-106</b>	21010-ED325
		04.10-07.02	HR15DE	SC11		<b>WPN-108</b>	B1010-ED00A
		07.10-08.01	HR15DE	NC11		—	21010-EE025
		07.10-08.01	HR15DE	SNC11		—	21010-EE025
		08.01-08.06	HR15DE	SC11		—	21010-EE025
		08.01-10.08	HR15DE	C11		—	21010-EE025
	1800		MR18	C11		<b>WPN-117</b>	21010-3RC1A
		05.01-06.12	MR18DE	JC11		—	B1010-1GZ0A
		05.01-08.01	MR18DE	SJC11		—	B1010-1GZ0A
<b>TINO ALMERA TINO</b>	1800	98.12-	QG18DE	V10		<b>WPN-091</b>	21010-4M526
		00.03-02.10	QG18EM	PV10		—	21010-5U325
	2000	98.12-00.04	SR20DE	HV10		<b>WPN-014</b>	21010-53J05
<b>TITAN</b>	5600		VK56	P32	TRUCK	<b>WPN-705</b>	21010-7S000
			VK56DE	TA60		<b>WPN-705</b>	21010-7S000
<b>VANETTE(VAN, TRUCK, NV200), SERENA</b>	1200	78.10-79.06	A12	C120, VC120		<b>WPN-021</b>	21010-M66Y6
		78.10-80.06	A12	C120, VC120	A/C	<b>WPN-029A</b>	BA010-H7227
		78.10-81.06	A12	C121, VC121	A/C	<b>WPN-029A</b>	BA010-H7227
		79.06-80.06	A12	C121, VC121		<b>WPN-021</b>	21010-M66Y6
		81.06-	A12	C122, VC122		<b>WPN-021</b>	21010-M66Y6
		81.06-	A12	C122, VC122	A/C	<b>WPN-029A</b>	BA010-H7227
		85.09-91.06	A12	VJC22		<b>WPN-021</b>	21010-M66Y6
		85.09-91.06	A12	VJC22	A/C	<b>WPN-029A</b>	BA010-H7227
		88.11-	A12S	JC22		<b>WPN-021</b>	21010-M66Y6

※ : Components may slightly differ from GENUINE No.

◇ : Complete Assembly Only.

& : Part No. requires additional components for installation.

# NISSAN

NISSAN

Model	Year	Engine Type	Body Type	Remarks	AISIN No.	Genuine No.	
VANETTE(VAN, TRUCK, NV200), SERENA	1200	88.11-	A12S	JC22	A/C	<b>WPN-029A</b>	BA010-H7227
	1400	78.10-79.06	A14	PC120, PGC120		<b>WPN-021</b>	21010-M66Y6
		78.10-80.06	A14	KPC120		<b>WPN-021</b>	21010-M66Y6
		78.10-80.06	A14	PC120, KPGC120, PGC120	A/C	<b>WPN-029A</b>	BA010-H7227
		78.10-81.06	A14	PC121, PGC121, VPC121, VPGC121	A/C	<b>WPN-029A</b>	BA010-H7227
		79.06-80.06	A14	KPC120	A/C	<b>WPN-029A</b>	BA010-H7227
		79.06-80.06	A14	PC121, PGC121, VPC121, VPGC121, KPGC120		<b>WPN-021</b>	21010-M66Y6
		79.06-81.06	A14	RPGC121	A/C	<b>WPN-029A</b>	BA010-H7227
	1500	80.06-	A15	KHC120, KHGC120	A/C	<b>WPN-029A</b>	BA010-H7227
		80.06-81.06	A15	KHC120, KHGC120		<b>WPN-021</b>	21010-M66Y6
		81.06-	A15	HC122, HGC122, VHC122, VHGC122		<b>WPN-021</b>	21010-M66Y6
		81.06-	A15	RHGC122	A/C	<b>WPN-029A</b>	BA010-H7227
		85.09-88.09	A15	KPC22, KPJC22	A/C	<b>WPN-029A</b>	BA010-H7227
		85.09-91.06	A15	VPJC22	A/C	<b>WPN-029A</b>	BA010-H7227
		86.05-	A15S	VPGJC22	A/C	<b>WPN-029A</b>	BA010-H7227
		88.11-	A15S	PJC22, PGJC22		<b>WPN-021</b>	21010-M66Y6
		88.11-	A15S	PJC22, PGJC22	A/C	<b>WPN-029A</b>	BA010-H7227
		94.04-95.08	D5	SE58TN, SS58VN		—	21010-HC000
	1600	91.06-94.05	GA16DS	VAJC23		<b>WPN-001</b>	21010-0M302
		91.06-97.01	GA16DE	KAJC23		<b>WPN-001</b>	21010-0M302
		94.05-97.01	GA16DE	VAJC23		<b>WPN-001</b>	21010-0M302
		09.05-	HR16DE	M20, VM20		<b>WPN-108</b>	B1010-ED00A
	1800	86.05-	CA18ET	KHGC22		<b>WPN-024</b>	21010-50VY5
		87.09-	CA18ET	KHGNC22		<b>WPN-024</b>	21010-50VY5
		94.04-	F8	SE88MN, SS88MN		<b>WPZ-002</b>	21010-HC427
		95.08-	F8	SE88TN, SS88VN		<b>WPZ-002</b>	21010-HC427
		95.09-	F8	SS88HN		<b>WPZ-002</b>	21010-HC427
		99.06-10.08	F8E	SK82LN, SK82MN, SK82TN, SK82VN		<b>WPZ-002</b>	21010-HC427
	2000	81.06-	LD20	REGC120	A/C	<b>WPN-029A</b>	BA010-H7227
		81.06-	Z20	KMC120		—	B1010-80W27
		81.06-84.05	LD20	EC120, KEC120, VEC120, EGC120, KEGC120, REGC120, VEGC120		—	BA010-G3626
		82.09-	LD20T	KEC120		—	BA010-R8487
82.09-85.09		LD20T	KEC120		—	BA010-R8427	
84.05-		LD20	EC120, KEC120, VEC120, EGC120, KEGC120, REGC120, VEGC120		<b>WPN-072</b>	BA010-02C25	
85.09-		LD20	KUC22, KUJC22		<b>WPN-030</b>	21010-G55Y6	
85.09-		LD20	VUJC22	ATM	<b>WPN-008</b>	21010-G81Y5	
85.09-		LD20	VUJC22	MTM	<b>WPN-030</b>	21010-G55Y6	
85.09-91.06		CA20	KMC22		<b>WPN-024</b>	21010-50VY5	
85.09-91.06		LD20	KUC22		<b>WPN-008</b>	21010-G81Y5	
86.05-		CA20S	KMGC22, KMGNC22		<b>WPN-024</b>	21010-50VY5	
86.05-		LD20	VUGJC22		<b>WPN-030</b>	21010-G55Y6	
86.05-89.06		LD20T	KUGC22		<b>WPN-008</b>	21010-G81Y5	
86.11-		LD20	VUGJNC22		<b>WPN-008</b>	21010-G81Y5	
86.11-		LD20T	KUGNC22		<b>WPN-008</b>	21010-G81Y5	
88.09-		LD20	VUJNC22		<b>WPN-008</b>	21010-G81Y5	
88.09-91.06		CA20	KMJNC22		<b>WPN-024</b>	21010-50VY5	

※ : Components may slightly differ from GENUINE No.

◇ : Complete Assembly Only.

& : Part No. requires additional components for installation.



# NISSAN

Model	Year	Engine Type	Body Type	Remarks	AISIN No.	Genuine No.	
<b>VANETTE(VAN, TRUCK, NV200), SERENA</b>	2000	88.09-91.06	LD20	VUJNBC22		<b>WPN-008</b>	21010-G81Y5
		88.09-91.06	LD20T	KUJNC22		<b>WPN-008</b>	21010-G81Y5
		88.11-	LD20	UGJNC22		<b>WPN-008</b>	21010-G81Y5
		88.11-	LD20	UJC22, UGJC22		<b>WPN-030</b>	21010-G55Y6
		88.11-90.08	Z20S	RJNC22		<b>WPN-030</b>	21010-W3688
		90.08-	NA20S	FJNC22		<b>WPN-056</b>	21010-85G27
		91.06-93.03	SR20DE	KBC23, KBCC23, KBNC23		<b>WPN-014</b>	21010-53J05
		91.06-93.08	CD20	KVJC23		<b>WPN-009</b>	21010-57J01
		91.06-94.05	CD20	VVJC23		<b>WPN-009</b>	21010-57J01
		91.06-96.02	CD20T	KVC23, KVNC23		<b>WPN-009</b>	21010-57J01
		93.03-	SR20DE	KBC23, KBCC23, KBNC23		<b>WPN-068</b>	B1010-52F01
		96.02-	CD20	VVJC23		<b>WPN-009</b>	21010-57J28
		96.02-97.01	CD20T	KVC23, KVNC23		<b>WPN-009</b>	21010-57J28
		98.01-	CD20ET	KVC23, KVNC23		<b>WPN-009</b>	21010-57J28
		03.12-10.08	RF	SKF2LN, SKF2MN, SKF2TN, SKF2VN		—	21010-HA100
<b>VERSA</b>	1600		HR16	N17		—	21010-3HC0A
<b>X-TRAIL</b>	2000	00.10-	QR20DE	NT30, T30		<b>WPN-092</b>	21010-6N226
		00.10-03.06	SR20VT	PNT30		<b>WPN-014</b>	21010-53J05
		07.08-10.07	MR20DE	NT31, T31		—	B1010-1GZ0A
		08.09-10.07	M9R	DNT31		—	21010-00Q0C
	2500	07.08-	QR25DE	TNT31		<b>WPN-092</b>	21010-6N226
<b>XTERRA</b>	2400		KA24DE	WD22	SUV,TRUCK	<b>WPN-059</b>	21010-86G00
	3300		VG33E	WD22		<b>WPN-085</b>	21010-4S105
	4000		VQ40	N50	SUV,TRUCK	<b>WPN-104</b>	21010-JA10A

NISSAN

※ : Components may slightly differ from GENUINE No.  
 ◇ : Complete Assembly Only.  
 & : Part No. requires additional components for installation.

# SPECIFIC INDEX FOR MITSUBISHI

**MITSUBISHI**

CAR NAME	PAGE
AIRTREK	79
ASPIRE	79
CANTER	79
CARISMA	83
CHALLENGER MONTERO SPORT	83
CHARIOT SPACE WAGON	83
COLT	83
COLT PLUS	83
DEBONAIR	83
DELICA D	84
DELICA SPACE STAR	84
DIGNITY	85
DINGO	85
DION	85
ECLIPSE	85
EK SPORTS	85
EK WAGON	85
FTO	85
GALANT, ETERNA, ~SAVA, EMERAUDE	85
GALANT, ETERNA, SIGMA	85
GRANDIS	86

CAR NAME	PAGE
GTO 3000GT	86
I	86
LANCER, ~EX	86
LEGNUM	87
LIBERO	87
MINICA	87
MINICAB	88
MIRAGE COLT	88
OUTLANDER	89
PAJERO JR PAJERO PININ	89
PAJERO MONTERO	89
PAJEROMINI	90
PISTACHIO	90
PROUDIA	90
ROSA	90
RVR SPACE RUNNER	91
SIGMA, DIAMANTE	91
STARION	92
TOPPO·BJ	92
TOWNBOX	92
TRITON	92

# MITSUBISHI

Model	Year	Engine Type	Body Type	Remarks	AISIN No.	Genuine No.	
<b>AIRTREK</b>	2000	01.06-05.09	4G63	CU2W		<b>WPM-066</b>	1300A069
	2400	01.06-05.09	4G64	CU4W		<b>WPM-066</b>	1300A069
		04.01-05.09	4G69	CU5W		—	1300A066
<b>ASPIRE</b>	1800	98.08-00.05	4G93	EA1A, EC1A		<b>WPM-033</b>	MD309756
	2000	00.05-02.12	4G63	EA7A, EC7A		<b>WPM-033</b>	MD309756
<b>CANTER</b>	2000	96.09-	4G63	FA500A/ B, 510A/ B		<b>WPM-038</b>	MD972934
		96.09-	4G63	FA580B, FA590B		<b>WPM-038</b>	MD972934
		99.05-	4G63	FB500A/ B/ BX		<b>WPM-038</b>	MD972934
		99.05-	4G63	FB510A/ B		<b>WPM-038</b>	MD972934
		03.07-	4G63	FB700A/ B		<b>WPM-038</b>	MD972934
	2400	96.09-99.04	4G64	FA523B, FC563B		<b>WPM-038</b>	MD972934
		99.05-	4G64	FB523B		<b>WPM-038</b>	MD972934
		99.05-	4G64	FE533B		<b>WPM-038</b>	MD972934
	2700	85.10-89.10	4DR5	FB300A,FB300B	W/ P=kit	—	ME999410
		85.10-89.10	4DR5	FE300B,FE300BP	W/ P=kit	—	ME999410
		87.06-89.10	4DR5	FB300A,FB300B		—	ME005183
		87.06-89.10	4DR5	FE300B,FE300BP	W/ P=ASSY	—	ME005183
		88.10-89.10	4DR5	FB300A,FB300B	CUSTOM CAB	—	ME005182
	2800	89.11-93.10	4DR7	FB308A, FB308B		—	ME996785
		89.11-93.10	4DR7	FB308B	UTILITY CAR ONLY	—	ME996786
		91.04-93.10	4DR7	FB328BV		—	ME996785
		92.01-	4DR7	FB328BV		—	ME994341
		92.01-93.10	4DR7	FD378B		—	ME996779
		93.10-95.01	4M40	FB501A, FB501B		—	ME201447
		93.10-95.01	4M40	FB511A, FB511B		—	ME995282
		93.11-95.01	4M40	FD501B		—	ME995282
		95.01-99.05	4M40	FB501A, FB501B		<b>WPM-044</b>	ME995286
		95.01-99.05	4M40	FB511A, FB511B		<b>WPM-044</b>	ME995286
		95.01-99.05	4M40	FD501B		<b>WPM-044</b>	ME995286
		95.04-99.05	4M40	FB511A, FB511B	HUB...φ84	<b>WPM-044</b>	ME993475
		96.02-97.07	4M40	FB501A, FB501B	ENG=LPG	<b>WPM-038</b>	MD972934
		99.05-02.06	4M40	FB50AA/ AB		<b>WPM-044</b>	ME993475
		99.05-02.06	4M40	FB51AA/ AB		<b>WPM-044</b>	ME995286
	99.05-02.06	4M40	FD50AB		<b>WPM-044</b>	ME993475	
	02.05-04.08	4M40	FB70AA/ AB/ ABX		<b>WPM-044</b>	ME993475	
	02.05-04.08	4M40	FD70AB		<b>WPM-044</b>	ME993475	
	3000	04.04-	4M42	FB70		<b>WPM-044</b>	ME993476
		04.04-	4M42	FD70BB		<b>WPM-044</b>	ME993476
04.04-		4M42	FE70, 71, 72		<b>WPM-044</b>	ME993476	
06.08-		4M42	FE73, 74		<b>WPM-044</b>	ME993476	
06.08-		4M42	FE82, 84		<b>WPM-044</b>	ME993476	
3300	85.10-89.10	4D31	FE334E,FE334EV	TURBO	<b>WPM-008</b>	ME996861	
	85.10-89.10	4D31	FE334E,FE334EV	TURBO W/ P=kit	—	ME999702	
	85.10-89.10	4D31	FE431E		<b>WPM-008</b>	ME993513	
	85.10-89.10	4D31	FE434C/ E/ ED/ EV/ F	TURBO	<b>WPM-008</b>	ME993513	
	85.10-89.10	4D31	FE444C/ E/ EV/ F	TURBO	<b>WPM-008</b>	ME996861	

※ : Components may slightly differ from GENUINE No.

◇ : Complete Assembly Only.

& : Part No. requires additional components for installation.

# MITSUBISHI

MITSUBISHI

Model	Year	Engine Type	Body Type	Remarks	AISIN No.	Genuine No.	
<b>CANTER</b>	3300	85.10-90.03	4D30	FE301B, FE301BD	W/ P=kit	—	ME999702
		85.10-90.03	4D30	FE311B/ BD/ BN	W/ P=kit	—	ME999702
		85.10-90.03	4D30	FE331E	W/ P=kit	—	ME999702
		85.10-93.10	4D30	FE301B, FE301BD		<b>WPM-008</b>	ME993513
		85.10-93.10	4D30	FE311B/ BD/ BN		<b>WPM-008</b>	ME993513
		85.10-93.10	4D30	FE331E		<b>WPM-008</b>	ME993513
		87.11-90.03	4D30	FE321E	W/ P=kit	—	ME999702
		87.11-93.10	4D30	FE321E		<b>WPM-008</b>	ME993513
	93.05-97.04	4D30	FE311BN		—	ME997702	
	3600	85.09-	4D32	FE315B		<b>WPM-008</b>	ME993513
			4D32	FE315BD		<b>WPM-008</b>	ME993513
		85.09-	4D32	FE315BN		<b>WPM-008</b>	ME993513
		85.09-	4D32	FE335B		<b>WPM-008</b>	ME993513
		85.09-	4D32	FE335BV		<b>WPM-008</b>	ME993513
		85.09-	4D32	FE335E		<b>WPM-008</b>	ME993513
		85.09-	4D32	FE335EV		<b>WPM-008</b>	ME993513
		85.10-89.10	4D32	FG435E/ ED		<b>WPM-008</b>	ME993513
		85.10-90.03	4D32	FE305B, FE305BD	W/ P=kit	—	ME999702
		85.10-90.03	4D32	FE315B/ BD/ BN	W/ P=kit	—	ME999702
		85.10-90.03	4D32	FE325BV/ E/ EV	W/ P=kit	—	ME999702
		85.10-90.03	4D32	FE335B/ BV/ E/ EV	W/ P=kit	—	ME999702
		85.10-90.03	4D32	FE355E	W/ P=kit	—	ME999702
		85.10-93.10	4D32	FE305B, FE305BD		<b>WPM-008</b>	ME993513
		85.10-93.10	4D32	FE315B/ BD/ BN		<b>WPM-008</b>	ME993513
		85.10-93.10	4D32	FE325BV/ E/ EV		<b>WPM-008</b>	ME993513
85.10-93.10		4D32	FE335B/ BV/ E/ EV		<b>WPM-008</b>	ME993513	
85.10-93.10		4D32	FE355E		<b>WPM-008</b>	ME993513	
85.10-93.10		4D32	FE425E, FE425EV		<b>WPM-008</b>	ME993513	
85.10-93.10		4D32	FE435C/ E/ ED/ EV/ F		<b>WPM-008</b>	ME993513	
85.10-93.10		4D32	FE445C/ E/ EV/ F		<b>WPM-008</b>	ME993513	
85.10-93.10		4D32	FG335B/ BD/ C/ E		<b>WPM-008</b>	ME993513	
85.12-93.10		4D32	FG325B		<b>WPM-008</b>	ME993513	
93.05-97.04		4D32	FE335BD		<b>WPM-008</b>	ME993513	
93.05-97.04		4D32	FE425E		<b>WPM-008</b>	ME993513	
93.05-97.04		4D32	FG335BD		<b>WPM-008</b>	ME993513	
93.10-99.04		4D36	FE516B/ BC/ BD/ BN/ BT		<b>WPM-040</b>	ME995424	
93.10-99.04	4D36	FE536E, FE636E		<b>WPM-040</b>	ME995424		
96.10-99.04	4D36	FE566B		<b>WPM-040</b>	ME995424		
3900	89.11-93.10	4D34	FE439E/ EV/ F	TURBO	—	ME993515	
	89.11-93.10	4D34	FE449C/ E/ F	TURBO	—	ME993515	
	93.10-	4D34	FE649C/ E/ F/ G	TURBO	<b>WPM-040</b>	ME995424	
	93.10-99.04	4D34	FE639E/ EV/ F/ G	TURBO	<b>WPM-040</b>	ME995424	
	95.03-99.04	4D34	FE659C/ E/ F/ G		<b>WPM-040</b>	ME995424	
	96.10-99.04	4D34	FE669EV		<b>WPM-040</b>	ME995424	
4200	87.11-92.05	4D33	FE337B/ BH/ E/ EV	MTM	<b>WPM-008</b>	ME996863	
	87.11-92.05	4D33	FE437C/ E/ EV/ F	MTM	<b>WPM-008</b>	ME993513	

※ : Components may slightly differ from GENUINE No.

◇ : Complete Assembly Only.

& : Part No. requires additional components for installation.

# MITSUBISHI

Model	Year	Engine Type	Body Type	Remarks	AISIN No.	Genuine No.	
<b>CANTER</b>	4200	87.11-92.05	4D33	FE447C/ E/ EV/ F	MTM	—	ME993513
		87.11-92.05	4D33	FE467E	MTM	<b>WPM-008</b>	ME996863
		87.11-93.10	4D33	FE337B/ BH	Fire Vehicle	<b>WPM-008</b>	ME993513
		88.10-93.10	4D33	FE437E/ EV	ATM	<b>WPM-008</b>	ME993513
		88.11-92.05	4D33	FE317B/ BD/ BN	MTM	<b>WPM-008</b>	ME993513
		89.10-	4D33	FG337B		<b>WPM-008</b>	ME993513
		89.10-93.10	4D33	FE337E/ EV	ATM	<b>WPM-008</b>	ME993513
		89.11-92.05	4D33	FE307BD		<b>WPM-008</b>	ME993513
		89.11-93.10	4D33	FE447E/ F	ATM	<b>WPM-008</b>	ME993513
		89.11-93.10	4D33	FE467E	ATM	<b>WPM-008</b>	ME996863
		89.11-93.10	4D33	FG327B		<b>WPM-008</b>	ME993513
		89.11-93.10	4D33	FG337B/ BD/ C/ E		<b>WPM-008</b>	ME993513
		89.11-93.10	4D33	FG437E		<b>WPM-008</b>	ME993513
		91.04-93.10	4D33	FE317B/ BN	ATM	<b>WPM-008</b>	ME993513
		92.06-93.10	4D33	FE307BD		—	ME993515
		92.06-93.10	4D33	FE317B/ BD/ BN	MTM	—	ME996865
		92.06-93.10	4D33	FE337B/ BH/ E/ EV	MTM	—	ME996865
		92.06-93.10	4D33	FE437C/ E/ EV/ F	MTM	—	ME996865
		92.06-93.10	4D33	FE447C/ E/ EV/ F	MTM	—	ME996865
		92.06-93.10	4D33	FE467E	MTM	—	ME996865
		93.05-97.04	4D33	FE317B		—	ME993515
		93.05-97.04	4D33	FE317BD		—	ME993515
		93.05-97.04	4D33	FE317BN		—	ME993515
		93.05-97.04	4D33	FE337B		—	ME993515
		93.05-97.04	4D33	FE337EV		<b>WPM-008</b>	ME993513
		93.05-01.10	4D33	FE437C		—	ME993515
		93.05-01.10	4D33	FE437E		<b>WPM-008</b>	ME993513
		93.05-01.10	4D33	FE437EV		<b>WPM-008</b>	ME993513
		93.05-01.10	4D33	FE437F		—	ME993515
		93.05-01.10	4D33	FE447C		—	ME993515
		93.05-01.10	4D33	FE447E		<b>WPM-008</b>	ME993513
		93.05-01.10	4D33	FE447F		<b>WPM-008</b>	ME993513
		93.05-01.10	4D33	FE467E		<b>WPM-008</b>	ME993513
		93.10-	4D33	FE637C/ E/ ET/ EV/ F		<b>WPM-040</b>	ME995424
		93.10-99.04	4D33	FE507B/ BT		<b>WPM-040</b>	ME995424
		93.10-99.04	4D33	FE517B/ BC/ BD/ BN		<b>WPM-040</b>	ME995424
		93.10-99.04	4D33	FE537B/ BD/ E/ ET/ EV		<b>WPM-040</b>	ME995424
		93.10-99.04	4D33	FG507B/ BT		<b>WPM-040</b>	ME995424
		93.11-95.03	4D33	FG537BD/ BT		<b>WPM-040</b>	ME995424
		95.03-99.04	4D33	FE527E/ ET		<b>WPM-040</b>	ME995424
		96.05-97.07	4D33	FE537B/ BD/ E/ ET/ EV	LPG	<b>WPM-038</b>	MD972934
		96.10-99.04	4D33	FE567B/ EV		<b>WPM-040</b>	ME995424
		96.10-99.04	4D33	FE667EV		<b>WPM-040</b>	ME995424
		99.05-02.05	4D33	FE50CB/ CBT		<b>WPM-040</b>	ME995424
		99.05-02.05	4D33	FE51CB/ CBD/ CBT		<b>WPM-040</b>	ME995424
		99.05-02.05	4D33	FE52CB/ CE/ CET		<b>WPM-040</b>	ME995424

※ : Components may slightly differ from GENUINE No.

◇ : Complete Assembly Only.

& : Part No. requires additional components for installation.

# MITSUBISHI

MITSUBISHI

Model	Year	Engine Type	Body Type	Remarks	AISIN No.	Genuine No.	
<b>CANTER</b>	4200	99.05-02.05	4D33	FE53CB/ CE/ CEV		<b>WPM-040</b>	ME995424
		99.05-02.05	4D33	FE63CE/ CET/ CEV		<b>WPM-040</b>	ME995424
		02.05-04.08	4D33	FE70CB		<b>WPM-040</b>	ME995424
		02.05-04.08	4D33	FE71CBD		<b>WPM-040</b>	ME995424
		02.05-04.08	4D33	FE72CB/ CE		<b>WPM-040</b>	ME995424
		02.05-04.08	4D33	FE73CB/ CEV		<b>WPM-040</b>	ME995424
		02.05-04.08	4D33	FE82CE/ CEV		<b>WPM-040</b>	ME995424
		02.05-04.08	4D33	FE83CEV		<b>WPM-040</b>	ME995424
	4600	93.10-99.04	4D35	FE508B		<b>WPM-040</b>	ME995424
		93.10-99.04	4D35	FE518B/ BD/ BN		<b>WPM-040</b>	ME995424
		93.10-99.04	4D35	FE538B/ BD/ C/ E/ EV		<b>WPM-040</b>	ME995424
		93.10-99.04	4D35	FE648C/ E/ F/ G		<b>WPM-040</b>	ME995424
		93.10-99.05	4D35	FE638C/ E/ EN/ EV/ F/ G		<b>WPM-040</b>	ME995424
		93.11-99.04	4D35	FG638E		<b>WPM-040</b>	ME995424
		93.11-99.05	4D35	FG538B/ BD/ BT/ C/ D/ E		<b>WPM-040</b>	ME995424
		95.03-99.04	4D35	FE528E		<b>WPM-040</b>	ME995424
		95.03-99.04	4D35	FE548B/ C/ E		<b>WPM-040</b>	ME995424
		95.03-99.04	4D35	FE658C/ E/ F/ G		<b>WPM-040</b>	ME995424
		96.10-99.04	4D35	FE568B/ C/ EV		<b>WPM-040</b>	ME995424
		96.10-99.04	4D35	FE668EV		<b>WPM-040</b>	ME995424
	96.11-99.05	4D35	FG508B/ BD		<b>WPM-040</b>	ME995424	
	4900	99.05-	4M50	EF63DG/ DGX/ DGY	DEY	—	ME995072
		99.05-	4M50	FE63DE/ DEV/ DEX		—	ME995072
		99.05-	4M50	FF63DF/ DH		—	ME995072
		99.05-02.05	4M50	FE63DCY		—	ME995072
		02.05-	4M50	FE82DE/ DEV/ DEX/ DG		—	ME995072
		02.05-	4M50	FG70DB		—	ME994025
		02.05-	4M50	FG70DBD		—	ME994025
02.05-		4M50	FG72DB	—		ME994025	
02.05-		4M50	FG72DC	—		ME994025	
02.05-		4M50	FG72DE	—		ME994025	
02.05-04.02		4M50	FE83DCY/ DEN/ DEY/ DGN/ DGY/ DJZ	—		ME995072	
04.02-		4M50	FE70DB	—		ME993898	
04.02-		4M50	FE71DBD	—		ME993898	
04.02-		4M50	FE72DE/ DC/ DE/ DEV	—		ME993898	
04.02-		4M50	FE73DB/ DBX/ DC/ DCX/ DCY/ DEN/ DEX/ DEY	—		ME993898	
04.02-		4M50	FE78DEV	—		ME993898	
06.12-		4M50	FE72, 74, 78	—		ME994451	
06.12-		4M50	FE83, 84, 88	—		ME994451	
5200	99.05-	4M50	FE69EEV		—	ME995072	
	99.05-	4M50	FF63EF/ EH		—	ME995072	
	99.05-	4M50	FG50EB		—	ME995528	
	99.05-	4M50	FG52EB/ EC/ EE		—	ME995528	
	99.05-	4M51	FG53EB/ EC/ ED/ EE		—	ME995072	
	99.05-	4M51	FG62EE/ 63EE/ 68EE		—	ME995072	
	99.05-02.05	4M50	FE50EB/ EBT/ CBT		—	ME995072	

※ : Components may slightly differ from GENUINE No.

◇ : Complete Assembly Only.

& : Part No. requires additional components for installation.

# MITSUBISHI

Model	Year	Engine Type	Body Type	Remarks	AISIN No.	Genuine No.	
<b>CANTER</b>	5200	99.05-02.05	4M50	FE51EBD	EEY	—	ME995072
		99.05-02.05	4M50	FE52EB/ EE		—	ME995072
		99.05-02.05	4M50	FE53EB/ EBD/ EBX		—	ME995072
		99.05-02.05	4M50	FE59EEV		—	ME995072
		99.05-02.05	4M50	FE62EE		—	ME995072
		99.05-02.05	4M50	FE63EC/ ECX/ ECY		—	ME995072
		99.05-02.05	4M50	FE63EE/ EEN/ EEV		—	ME995072
		02.05-	4M51	FG70EB/ EBD		—	ME995528
		02.05-	4M51	FG72EG/ EC/ EE		—	ME995528
		02.05-	4M51	FG73EB/ EBD/ EC/ ED/ EE		—	ME995072
		02.05-	4M51	FG82EE		—	ME995072
		02.05-	4M51	FG83EE		—	ME995072
02.05-	4M51	FG88EE	—	ME995072			
<b>CARISMA</b>	1800	96.06-97.04	4G93	DA2A	—	MD313301	
		97.05-98.06	4G93	DA2A	<b>WPM-033</b>	MD346790	
<b>CHALLENGER</b>	2500	96.05-97.07	4D56	K94W, K94WG	<b>WPM-029</b>	MD972002	
<b>MONTERO SPORT</b>	2800	96.05-99.05	4M40	K97WG	<b>WPM-047</b>	ME993473	
		3000	96.05-98.07	6G72	K96W	<b>WPM-035</b>	MD973162
			97.08-01.08	6G74	K99W	—	MD979170
<b>CHARIOT SPACE WAGON</b>	1800	84.06-91.05	4D65	D09W	TURBO	<b>WPM-011</b>	MD997128
		84.06-91.05	G37B	D05W		<b>WPM-009</b>	MD974719
	2000	84.06-91.05	G63B	D08W		<b>WPM-010</b>	MD997614
		91.03-92.05	4G63	N33W, N43W		<b>WPM-056</b>	MD972053
		92.06-92.09	4D68	N38W, N48W	TURBO	<b>WPM-046</b>	MD971539
		92.06-97.10	4G63	N33W, N43W		<b>WPM-048</b>	MD972050
	2400	92.10-97.10	4D68	N38W, N48W	TURBO	<b>WPM-046</b>	MD972054
		93.08-97.10	4G64	N34W, N44W		<b>WPM-048</b>	MD972050
	3000	97.08-03.05	4G64	N84W, N94W		<b>WPM-057</b>	MD976464
		99.10-02.04	6G72	N86W, N96W		<b>WPM-059</b>	MD978743
99.10-02.04	6G72	N96W		<b>WPM-059</b>	MD978743		
<b>COLT</b>	1300	02.11-04.10	4G19	Z25A, Z26A		<b>WPM-067</b>	MN155686
		04.10-	4A90	Z21A, Z22A		—	MN143664
		04.10-	4A90	Z23A, Z23W		—	MN143664
	1500	02.11-	4G15	Z27A		<b>WPM-067</b>	MN155686
		02.11-04.10	4G15	Z28A		<b>WPM-067</b>	MN155686
		04.10-	4A91	Z24A, Z24W		—	MN143664
		04.10-	4G15	Z27W		<b>WPM-067</b>	MN155686
<b>COLT PLUS</b>	1300	10.05-	4A90	Z21W, Z22W		<b>WPM-075</b>	1300A095
	1500	10.05-	4A91	Z23W, Z24W		<b>WPM-075</b>	1300A095
<b>DEBONAIR</b>	2000	86.07-92.07	6G71	S11A		<b>WPM-014</b>	MD972003
		3000	86.07-92.07	6G72	S12A	ECI	<b>WPM-014</b>
	86.10-89.08		6G72	S12AG		<b>WPM-014</b>	MD972003
	89.10-92.07		6G72	S12A	TWIN CAM	<b>WPM-030</b>	MD972005
	92.09-99.12		6G72	S22A		<b>WPM-014</b>	MD972003
	3500	92.09-99.12	6G74	S27A		<b>WPM-030</b>	MD972005
		95.10-99.12	6G74	S26A		<b>WPM-030</b>	MD972005

※ : Components may slightly differ from GENUINE No.

◇ : Complete Assembly Only.

& : Part No. requires additional components for installation.

# MITSUBISHI

MITSUBISHI

Model	Year	Engine Type	Body Type	Remarks	AISIN No.	Genuine No.	
<b>DELICA D</b>	1200	11.03-	K12B	MB15S	—	MQ500574	
<b>DELICA SPACE STAR</b>	1400	82.10-94.05	G33B	L036P/ PD/ PV	<b>WPM-006</b>	MD997610	
		86.04-94.05	G33B	P01V		<b>WPM-006</b>	MD997610
		91.01-	4G17	T120SS		<b>WPM-071</b>	MD997685
	1600	82.10-94.05	G32B	L063P/ PV/ PW	<b>WPM-006</b>	MD997610	
		86.04-94.06	G32B	P02V		<b>WPM-006</b>	MD997610
		86.08-94.06	G32B	P12V		<b>WPM-006</b>	MD997610
		94.03-99.06	4G92	P02T		<b>WPM-045</b>	MD300799
		1800	10.08-	L8		SKP2LM	—
		10.08-	L8	SKP2MM	—	MQ913646	
		10.08-	L8	SKP2TM	—	MQ913646	
		10.08-	L8	SKP2VM	—	MQ913646	
	2000	86.04-92.04	G63B	P03W	<b>WPM-004</b>	MD997615	
		86.04-92.04	G63B	P23V/ W		<b>WPM-004</b>	MD997615
		92.05-94.05	G63B	P23V/ W		<b>WPM-058</b>	MD972897
		92.05-99.08	G63B	P03W		<b>WPM-058</b>	MD972897
		93.05-94.05	4G63	P13T		<b>WPM-058</b>	MD972897
		93.05-94.05	G63B	P03V		<b>WPM-058</b>	MD972897
		93.05-94.05	G63B	P13V		<b>WPM-058</b>	MD972897
		93.05-94.06	G63B	P03V, P13V		<b>WPM-058</b>	MD972897
		94.03-99.04	4G63	PA3V		<b>WPM-038</b>	MD972934
		94.05-99.06	4G63	P07V		<b>WPM-038</b>	MD972934
		94.05-99.06	4G63	P13T		<b>WPM-038</b>	MD972934
		94.05-99.08	4G63	P17V		<b>WPM-038</b>	MD972934
		94.05-99.08	4G63	P27V		<b>WPM-038</b>	MD972934
		99.09-	FEE	SKE6M		<b>WPZ-002</b>	MQ906188
		99.09-	FEE	SKE6V		<b>WPZ-002</b>	MQ906188
	99.09-	FEE	SKF2L, SKF6	—	MQ911458		
	2200	99.06-	R2	SK22L/ M/ T/ V	<b>WPN-090</b>	MQ909390	
99.09-03.11		R2	SK22LM	—		MQ913258	
99.09-03.11		R2	SK22MM	—		MQ913258	
99.09-03.11		R2	SK22TM	—		MQ913258	
99.09-03.11		R2	SK22VM	—		MQ913258	
2400	89.08-92.04	4G64	P24W	<b>WPM-004</b>	MD997615		
	89.08-93.06	4G64	P04W		<b>WPM-004</b>	MD997615	
	92.05-93.06	4G64	P04W		<b>WPM-058</b>	MD972051	
	92.05-94.05	4G64	P24W		<b>WPM-058</b>	MD972897	
	94.03-97.09	4G64	PD4W		<b>WPM-038</b>	MD972934	
	94.03-02.08	4G64	PA4W		<b>WPM-038</b>	MD972934	
	99.05-02.07	4G64	PB4W, PC4W		<b>WPM-038</b>	MD972934	
2500	86.04-94.05	4D56	L039G, L039P	<b>WPM-002A</b>	MD972001		
	86.04-94.05	4D56	L069P		<b>WPM-002A</b>	MD972001	
	86.04-99.06	4D56	P05T/ V/ W		<b>WPM-002A</b>	MD972001	
	86.04-99.08	4D56	P25T/ V/ W		<b>WPM-002A</b>	MD972001	
	86.08-99.06	4D56	P15T/ V/ W		<b>WPM-002A</b>	MD972001	
	89.08-99.08	4D56	P35W, P45V		<b>WPM-002A</b>	MD972001	

※ : Components may slightly differ from GENUINE No.

◇ : Complete Assembly Only.

& : Part No. requires additional components for installation.



# MITSUBISHI

Model	Year	Engine Type	Body Type	Remarks	AISIN No.	Genuine No.	
<b>DELICA SPACE STAR</b>	2500	94.03-99.04	4D56	PA5V, PB5V	TURBO	<b>WPM-002A</b>	MD972001
		94.03-99.04	4D56	PA5W, PB5W	TURBO	<b>WPM-029</b>	MD972002
		94.03-99.04	4D56	PC5W	TURBO	<b>WPM-029</b>	MD972002
		94.03-99.04	4D56	PD5V	TURBO	<b>WPM-002A</b>	MD972001
		99.09-03.12	WL	SK56MM/ MV		—	MQ908516
	2800	94.03-04.10	4M40	PD8W, PE8W, PF8W	TURBO	<b>WPM-047</b>	ME993473
	3000	94.03-04.10	6G72	PF6W		※ <b>WPM-035</b>	1300A012
94.03-06.12		6G72	PB6W, PD6W		※ <b>WPM-035</b>	1300A012	
<b>DIGNITY</b>	4500	00.02-01.06	8A80	S43A	—	MD977825	
<b>DINGO</b>	1300	00.01-02.08	4G13	CQ1A		<b>WPM-055</b>	MD370803
	1500	98.11-02.08	4G15	CQ2A		<b>WPM-055</b>	MD370803
	1800	00.02-02.08	4G93	CQ5A		<b>WPM-033</b>	MD309756
<b>DION</b>	1800	02.05-05.12	4G93	CR5W		<b>WPM-033</b>	MD309756
	2000	00.01-02.03	4G63	CR9W		<b>WPM-066</b>	1300A069
		00.07-05.12	4G94	CR6W		<b>WPM-033</b>	MD309756
<b>ECLIPSE</b>	2000	89.09-94.12	4G63	D22A, D27A		<b>WPM-012</b>	MD972052
		95.02-98.02	4G63	D32A		<b>WPM-048</b>	MD972050
<b>EK SPORTS</b>	660	06.08-	3G83	H82W		<b>WPM-060</b>	MD977025
<b>EK WAGON</b>	660	01.10-06.02	3G83	H81W		<b>WPM-060</b>	MD977025
		06.08-	3G83	H82W		<b>WPM-060</b>	MD977025
<b>FTO</b>	1800	94.09-00.12	4G93	DE2A		<b>WPM-033</b>	MD309756
	2000	94.09-00.12	6A12	DE3A		<b>WPM-037</b>	MD302010
<b>GALANT, ETERNA, SIGMA</b>	1800	83.08-90.11	G62B	E13A		<b>WPM-010</b>	MD997614
		83.08-96.01	G37B	E12A		<b>WPM-009</b>	MD974719
		96.01-99.08	4G93	E19A		<b>WPM-003</b>	MD972456
	2000	83.08-90.11	G63B	E15A		<b>WPM-010</b>	MD997614
		86.10-90.12	6G71	E17A		<b>WPM-014</b>	MD972003
	3000	89.05-90.12	6G72	E18A		<b>WPM-014</b>	MD972003
<b>GALANT, ETERNA, ~SAVA, EMERAUDE</b>	1600	87.08-92.09	4G32	E31A		<b>WPM-009</b>	MD974719
	1800	87.08-92.09	4G37	E32A	TURBO	<b>WPM-009</b>	MD974719
		88.02-92.09	4D65	E34A		<b>WPM-017</b>	MD997692
		88.02-92.09	4D65	E34AR	For Driving School	<b>WPM-017</b>	MD997692
		88.02-92.09	4G37	E32AR	For Driving School	<b>WPM-009</b>	MD974719
		88.09-92.09	4G37	E37A		<b>WPM-009</b>	MD974719
		89.04-92.09	4G67	E35A		<b>WPM-012</b>	MD972052
		92.05-93.01	4G93	E52A		<b>WPM-003</b>	MD179030
		92.05-93.01	4G93	E72A		<b>WPM-003</b>	MD179030
		92.05-96.10	6A11	E53A		<b>WPM-037</b>	MD302010
		93.02-96.10	4G93	E52A		<b>WPM-045</b>	MD300799
		93.02-96.10	4G93	E72A,E52A		<b>WPM-045</b>	MD300799
		96.07-00.05	4G93	EA1A, EC1A		<b>WPM-033</b>	MD309756
		2000	87.08-92.09	4G63	E33A		<b>WPM-012</b>
	87.09-92.09		4G63	E39A		<b>WPM-012</b>	MD972052
	87.09-92.09		4G63	E39A	For Export Only	<b>WPM-056</b>	MD997430
	88.02-92.09		4G63	E38A		<b>WPM-012</b>	MD972052
	92.05-96.10		6A12	E54A		<b>WPM-037</b>	MD302010

※ : Components may slightly differ from GENUINE No.

◇ : Complete Assembly Only.

& : Part No. requires additional components for installation.

# MITSUBISHI

MITSUBISHI

Model	Year	Engine Type	Body Type	Remarks	AISIN No.	Genuine No.	
GALANT, ETERNA, ~SAVA, EMERAUDE	2000	92.05-96.10	6A12	E64A	TURBO	<b>WPM-037</b>	MD302010
		92.05-96.10	6A12	E84A	TURBO	<b>WPM-037</b>	MD302010
		92.06-92.09	4D68	E57A, E77A	TURBO	<b>WPM-046</b>	MD971539
		92.10-96.10	4D68	E57A, E77A	TURBO	<b>WPM-046</b>	MD972054
		93.02-96.10	6A12	E74A		<b>WPM-037</b>	MD302010
		00.05-05.11	4G94	EA7A, EC7A		<b>WPM-033</b>	MD309756
		07.08-	4B11	CY4A		—	1300A083
	08.11-	4B11	CX4A		—	1300A083	
	2400	98.08-02.09	4G64	EA3A		<b>WPM-057</b>	MD976464
		98.08-02.09	4G64	EC3A		<b>WPM-057</b>	MD976464
2500	96.07-02.09	6A13	EC5A		<b>WPM-037</b>	MD302010	
GRANDIS	2400	03.05-09.03	4G69	N44W	—	1300A066	
GTO 3000GT	3000	90.10-00.07	6G72	Z15A, Z16A	<b>WPM-030</b>	MD972005	
I	660	05.12-	3B20	HA1W	<b>WPM-063</b>	1300A070	
		06.01-	3B20	HA1W	<b>WPM-063</b>	1300A087	
LANCER, ~EX	1200	08.11-	CR12DE	CVAY12	—	MQ701052	
	1300	83.10-92.09	G13B	C11A, C11V	<b>WPM-001A</b>	MD974649	
		88.05-91.12	4G13	C61A	<b>WPM-001A</b>	MD997609	
		91.07-95.10	4G13	CB1A	<b>WPM-001A</b>	MD974649	
		95.08-00.05	4G13	CK1A	<b>WPM-055</b>	MD365087	
	1500	83.10-92.09	G15B	C12A, C12V, C12W	<b>WPM-001A</b>	MD974649	
		86.08-92.09	G15B	C32V	<b>WPM-001A</b>	MD974649	
		88.05-91.12	4G15	C62A	<b>WPM-001A</b>	MD974649	
		88.05-91.12	4G15	C72A	<b>WPM-001A</b>	MD974649	
		91.10-93.04	4G91	CB3A, CD3A	<b>WPM-003</b>	MD179030	
		91.10-95.10	4G15	CB2A	<b>WPM-001A</b>	MD974649	
		93.04-95.10	4G91	CB3A, CD3A	<b>WPM-045</b>	MD300799	
		95.08-00.05	4G15	CK2A, CM2A	<b>WPM-055</b>	MD365087	
		00.05-	4G15	CS2A	<b>WPM-055</b>	MD370803	
		03.01-	4G15	CS2V	<b>WPM-055</b>	MD370803	
	08.11-	HR15DE	CVY12	—	MQ700035		
	1600	88.05-91.12	4G61	C63A, C73A	—	MD997620	
		91.10-95.10	6A10	CB6A	<b>WPM-037</b>	MD302010	
		92.10-93.05	4G92	CB4A	—	MD971999	
		93.05-95.10	4G92	CB4A	<b>WPM-003</b>	MD972456	
		95.08-00.05	4G92	CK4A	<b>WPM-033</b>	MD309756	
		08.11-	HR16DE	CVZNY12	—	MQ700035	
	1800	86.01-92.09	4D65	C14A, C14V, C14W	<b>WPM-017</b>	MD997692	
86.08-92.09		4D65	C34V, C34W	<b>WPM-017</b>	MD997692		
86.08-92.09		G37B	C37W	<b>WPM-009</b>	MD974719		
88.05-91.12		4D65	C64A, C74A	<b>WPM-017</b>	MD997692		
91.10-92.10		4D65	CB7A, CD7A	TURBO	<b>WPM-017</b>	MD997692	
91.10-93.04		4G93	CD5A	TURBO	<b>WPM-003</b>	MD179030	
92.10-93.04		4G93	CB5AR	For Driving School	—	MD194099	
93.04-95.10		4G93	CD5A	TURBO	<b>WPM-045</b>	MD300799	
93.04-96.10		4G93	CB5AR	For Driving School	<b>WPM-045</b>	MD300799	

※ : Components may slightly differ from GENUINE No.

◇ : Complete Assembly Only.

& : Part No. requires additional components for installation.

# MITSUBISHI

Model	Year	Engine Type	Body Type	Remarks	AISIN No.	Genuine No.	
<b>LANCER, ~EX</b>	1800	95.08-99.06	6A11	CK6A	For Driving School	<b>WPM-037</b>	MD302010
		95.08-00.05	4G93	CM5A		<b>WPM-033</b>	MD309756
		00.05-05.01	4G93	CS5A		<b>WPM-033</b>	MD309756
		00.10-08.06	4G93	CS5W		<b>WPM-033</b>	MD309756
		01.09-05.12	4G93	CS5AR		<b>WPM-033</b>	MD309756
		05.12-	4G93	CS5AZ		<b>WPM-033</b>	MD309756
		08.11-	MR18DE	CVJY12		—	MQ700036
	10.04-	4N13	CY9A	<b>WPM-074</b>	1300A090		
	2000	92.10-93.12	4G63	CD9A	For Driving School	<b>WPM-048</b>	MD972050
		92.10-95.10	4D68	CB8A, CD8A		<b>WPM-046</b>	MD972054
		92.10-96.10	4D68	CB8AR		<b>WPM-046</b>	MD972054
		93.12-96.10	4G63	CE9A		<b>WPM-048</b>	MD972050
		95.08-99.06	4D68	CK8A		<b>WPM-070</b>	MD974678
		95.08-99.06	4D68	CM8A		<b>WPM-070</b>	MD974678
		96.08-97.08	4G63	CN9A		<b>WPM-066</b>	1300A069
		96.08-99.06	4D68	CK8AR		<b>WPM-070</b>	MD974678
		98.01-98.09	4G63	CP9A		<b>WPM-066</b>	1300A069
		98.10-00.05	4G63	CP9A		<b>WPM-066</b>	MD977311
		00.12-01.11	4G63	CT9A		<b>WPM-066</b>	1300A069
		00.12-06.11	4G63	CT9W		<b>WPM-066</b>	1300A069
02.12-05.01		4G63	CT9A	—		1300A065	
05.02-07.04	4G63	CT9A	—	1300A067			
07.08-	4B11	CZ4A	—	1300A083			
<b>LEGNUM</b>	1800	96.06-00.05	4G93	EA1W, EC 1W	<b>WPM-033</b>	MD309756	
	2000	96.06-98.08	6A12	EA4W, EC 4W	<b>WPM-037</b>	MD302010	
		00.06-02.08	4G94	EA7W, EC 7W	<b>WPM-033</b>	MD309756	
	2400	98.08-02.08	4G64	EA3W, EC3W	<b>WPM-057</b>	MD976464	
	2500	96.06-02.08	6A13	EA5W, EC 5W	<b>WPM-037</b>	MD302010	
<b>LIBERO</b>	1300	92.05-02.08	4G13	CB1V	<b>WPM-001A</b>	MD974649	
	1500	92.05-02.08	4G15	CB2V, CD2V	<b>WPM-001A</b>	MD974649	
		93.12-02.08	4G15	CB2W	<b>WPM-001A</b>	MD974649	
	1600	96.09-00.05	4G92	CB4W	<b>WPM-045</b>	MD300799	
	1800	92.05-93.03	4G93	CB5W, CD5W	<b>WPM-003</b>	MD179030	
		93.04-00.05	4G93	CB5W, CD5W	<b>WPM-045</b>	MD300799	
	2000	92.06-02.08	4D68	CB8V, CD8V	<b>WPM-046</b>	MD971539	
		92.06-02.08	4D68	CB8W, CD8W	TURBO <b>WPM-046</b>	MD971539	
<b>MINICA</b>	550	89.01-90.02	3G81	H21A, H26A	SOHC	<b>WPM-007</b>	MD997401
		89.01-90.02	3G81	H21V	TURBO	<b>WPM-007</b>	MD997536
		89.01-90.02	3G81	H21V, H26V		<b>WPM-007</b>	MD997401
		89.06-90.02	3G81	H21A, H26A	DOHC	<b>WPM-007</b>	MD997536
		89.06-90.02	3G81	H21A, H26A	TURBO	<b>WPM-007</b>	MD997536
		89.08-90.02	3G81	H21VW		<b>WPM-007</b>	MD997401
	660	90.01-93.09	3G83	H22A	ECI,MPI,TWIN CAM,TURBO	<b>WPM-007</b>	MD997536
		90.01-93.09	3G83	H22A	EXCEPT (Q2,Q3,Q-BOU)	<b>WPM-007</b>	MD997401
		90.01-93.09	3G83	H22V,H22VW		<b>WPM-007</b>	MD997401
		90.01-93.09	3G83	H27A		<b>WPM-007</b>	MD997401

※ : Components may slightly differ from GENUINE No.

◇ : Complete Assembly Only.

& : Part No. requires additional components for installation.

# MITSUBISHI

MITSUBISHI

Model	Year	Engine Type	Body Type	Remarks	AISIN No.	Genuine No.	
<b>MINICA</b>	660	90.01-93.09	3G83	H27A	ECI,MPI,TURBO	<b>WPM-007</b>	MD997536
		90.01-93.09	3G83	H27V, H27VW		<b>WPM-007</b>	MD997401
		90.02-93.08	3G83	H22A	Q2,Q3,Q-BOU	<b>WPM-007</b>	MD997536
		91.04-93.09	3G83	H27A	TWIN CAM XS4	<b>WPM-007</b>	MD997401
		92.07-93.09	3G83	H27A	TWIN CAM PIACHE,MIRANO	<b>WPM-007</b>	MD997536
		93.09-94.10	4A30	H31A		<b>WPM-039</b>	MD199527
		93.09-98.10	3G83	H32A, H32V		<b>WPM-007</b>	MD997401
		93.09-98.11	3G83	H37V, 37A		<b>WPM-007</b>	MD997401
		93.09-98.11	4A30	H36A		<b>WPM-039</b>	MD199527
		98.10-	3G83	H42A, H42V		<b>WPM-060</b>	MD977025
98.10-	3G83	H47A, H47V		<b>WPM-060</b>	MD977025		
<b>MINICAB</b>	550	81.06-82.08	2G23	L013P,L013PV		—	MD997074
		82.08-84.04	G23B	L015G,L015GV		—	MD997074
		82.08-84.08	G23B	L015P,LO15PV		—	MD997074
		84.04-87.05	G23B	U11T/ 11TP/ 11V		<b>WPM-015</b>	MD997124
		84.04-87.05	G23B	U12T,U12V		<b>WPM-015</b>	MD997124
		87.06-90.02	3G81	U14T		<b>WPM-049</b>	MD997402
		87.06-90.02	3G81	U14TP		<b>WPM-049</b>	MD997402
		87.06-90.02	3G81	U14V,U15T,U15V		<b>WPM-049</b>	MD997402
		87.06-90.02	3G81	U14V,U15T,U15V	SUPER CHARGER	<b>WPM-049</b>	MD997409
		88.08-90.02	3G81	U14T	SUPER CHARGER	<b>WPM-049</b>	MD997409
		90.03-91.02	3G81	U14TG,U14VG	SUPER CHARGER	<b>WPM-049</b>	MD997409
		90.03-91.02	3G81	U15TG,U15VG	SUPER CHARGER	<b>WPM-049</b>	MD997409
	660	90.03-91.02	3G83	U18T/ 18TP/ 18V		<b>WPM-049</b>	MD997402
		90.03-91.02	3G83	U19T,U19V		<b>WPM-049</b>	MD997402
		91.01-99.08	3G83	U41T	Front wheel=Disc brakes	<b>WPM-005</b>	MD997689
		91.01-99.08	3G83	U41T	Front wheel=Drum brakes	<b>WPM-005</b>	MD997688
		91.01-99.08	3G83	U41TP,U41V		<b>WPM-005</b>	MD997689
		91.01-99.08	3G83	U42T,U42V	4MT	<b>WPM-005</b>	MD997689
		91.01-99.08	3G83	U42T,U42V	ATM,5MT	<b>WPM-005</b>	MD997689
91.01-99.08	3G83	U42TP		<b>WPM-005</b>	MD997689		
93.12-99.08	4A30	U43V,U44V		<b>WPM-028</b>	MD195193		
95.12-99.08	3G83	U42T,U42V	4MT	<b>WPM-005</b>	MD997688		
98.11-	3G83	U61T/ TP/ V		<b>WPM-005</b>	MD977210		
98.11-	3G83	U62T/ TP/ V		<b>WPM-005</b>	MD977210		
<b>MIRAGE COLT</b>	1000	12.09-	3A90	A05A		—	1300A107
	1300	83.10-92.09	G13B	C11A, C11V		<b>WPM-001A</b>	MD997609
		87.09-91.12	4G13	C51A		<b>WPM-001A</b>	MD997609
		87.12-91.12	4G13	C61A		<b>WPM-001A</b>	MD997609
		91.10-96.01	4G13	CA1A, CB1A		<b>WPM-001A</b>	MD974649
		95.08-00.08	4G13	CJ1A, CK1A		<b>WPM-055</b>	MD365087
		00.01-02.08	4G13	CQ1A		<b>WPM-055</b>	MD370803
	1500	83.10-92.09	G15B	C12A, C12V,C12W		<b>WPM-001A</b>	MD974649
		86.08-92.09	G15B	C32V		<b>WPM-001A</b>	MD974649
		87.09-91.12	4G15	C52A		<b>WPM-001A</b>	MD997609
87.12-91.12		4G15	C62A, C72A		<b>WPM-001A</b>	MD997609	

※ : Components may slightly differ from GENUINE No.

◇ : Complete Assembly Only.

& : Part No. requires additional components for installation.

# MITSUBISHI

Model	Year	Engine Type	Body Type	Remarks	AISIN No.	Genuine No.	
<b>MIRAGE COLT</b>	1500	89.09-91.12	4G15	C82A		<b>WPM-001A</b>	MD997609
		91.10-93.04	4G91	CA3A, CB3A		<b>WPM-003</b>	MD179030
		91.10-93.04	4G91	CC3A, CD3A		<b>WPM-003</b>	MD179030
		91.10-95.10	4G15	CA2A, CB2A		<b>WPM-001A</b>	MD974649
		93.04-95.10	4G91	CC3A, CD3A		<b>WPM-045</b>	MD300799
		93.04-96.01	4G91	CA3A		<b>WPM-045</b>	MD300799
		95.08-00.05	4G15	CJ2A, CK2A		<b>WPM-055</b>	MD365087
	95.08-00.05	4G15	CL2A, CM2A		<b>WPM-055</b>	MD365087	
	1600	87.09-91.12	4G61	C53A		—	MD997620
		87.12-91.12	4G61	C63A, C73A		—	MD997620
		89.09-91.12	4G61	C83A		—	MD997620
		91.10-92.10	4G92	CA4A	EXCEPT (R)	<b>WPM-003</b>	MD179030
		91.10-93.05	4G92	CC4A		<b>WPM-003</b>	MD179030
		91.10-95.10	6A10	CB6A		<b>WPM-037</b>	MD302010
		92.10-93.05	4G92	CA4A	R	<b>WPM-003</b>	MD179030
		92.10-93.05	4G92	CB4A		—	MD971999
		92.10-95.08	4G92	CA4A	EXCEPT (R)	<b>WPM-003</b>	MD972456
		93.02-95.08	4G92	CA4A	R	<b>WPM-045</b>	MD300799
		93.05-95.10	4G92	CB4A		<b>WPM-003</b>	MD972456
		93.05-95.12	4G92	CC4A		<b>WPM-045</b>	MD300799
		95.08-00.08	4G92	CJ4A		<b>WPM-033</b>	MD309756
	95.08-00.08	4G92	CK4A		<b>WPM-033</b>	MD309756	
	1800	86.01-92.03	4D65	C14V, C14W		<b>WPM-017</b>	MD997692
		86.08-89.02	4D65	C34V, C34W		<b>WPM-017</b>	MD997177
		86.08-92.09	G37B	C37W		<b>WPM-009</b>	MD974719
		87.12-91.12	4D65	C64A		<b>WPM-017</b>	MD997692
		88.10-91.12	4D65	C74A		<b>WPM-017</b>	MD997692
89.02-92.03		4D65	C34V, C34W		<b>WPM-017</b>	MD997692	
91.10-92.10		4D65	CB7A, CD7A	TURBO	<b>WPM-017</b>	MD997692	
95.08-99.06		6A11	CK6A		<b>WPM-037</b>	MD302010	
95.08-00.08	4G93	CM5A		<b>WPM-033</b>	MD309756		
2000	92.10-95.10	4D68	CB8A, CD8A	TURBO	<b>WPM-046</b>	MD972054	
	95.08-99.06	4D68	CK8A, CM8A		<b>WPM-070</b>	MD974678	
<b>OUTLANDER</b>	2400	05.09-	4B12	CW5W		—	1300A083
	3000	07.09-	6B31	CW6W		—	1300A055
<b>PAJERO JR PAJERO PININ</b>	1100	95.10-98.06	4A31	H57A		<b>WPM-032</b>	MD317677
<b>PAJERO MONTERO</b>	1800	98.03-07.05	4G93	H66W, H76W		<b>WPM-033</b>	MD309756
		99.08-00.06	4G93	H61W, H71W		<b>WPM-033</b>	MD309756
	2000	00.06-02.09	4G94	H62W, 67W, 72W		<b>WPM-033</b>	MD309756
		00.06-07.06	4G94	H77W		<b>WPM-033</b>	MD309756
	2400	96.05-99.09	4G64	V21W		<b>WPM-038</b>	MD972934
	2500	86.04-89.12	4D56	L049G		<b>WPM-016</b>	MD997203
		86.04-91.04	4D56	L044G/ GV/ GVG/ GW		<b>WPM-002A</b>	MD972001
86.04-91.04		4D56	L049GV/ GW		<b>WPM-002A</b>	MD972001	
88.09-91.04		4D56	L144G/ GW/ GWG	TURBO	<b>WPM-002A</b>	MD972001	
88.09-91.04	4D56	L149GW, L149GWG	TURBO	<b>WPM-002A</b>	MD972001		

※ : Components may slightly differ from GENUINE No.

◇ : Complete Assembly Only.

& : Part No. requires additional components for installation.

# MITSUBISHI

MITSUBISHI

Model	Year	Engine Type	Body Type	Remarks	AISIN No.	Genuine No.	
<b>PAJERO MONTERO</b>	2500	91.01-93.07	4D56	V14V, V34V	TURBO	<b>WPM-002A</b>	MD972001
		91.01-93.07	4D56	V44W, V44WG	TURBO	<b>WPM-029</b>	MD972002
		91.01-97.05	4D56	V24C/ V/ W/ WG	TURBO	<b>WPM-029</b>	MD972002
		95.08-96.05	4D56	V47WG	TURBO	<b>WPM-029</b>	MD972002
	2800	93.07-99.09	4M40	V26C/ W/ WG	TURBO	<b>WPM-047</b>	ME993473
		93.07-99.09	4M40	V46V/ W/ WG	TURBO	<b>WPM-047</b>	ME993473
	3000	88.09-91.04	6G72	L141G/ W, L146GW		<b>WPM-013</b>	MD972004
		91.01-97.03	6G72	V23C/ W, V43W		<b>WPM-013</b>	MD972004
		97.04-99.09	6G72	V23C/ W		<b>WPM-035</b>	MD978741
		00.07-06.08	6G72	V63W, V73W		<b>WPM-069</b>	MD979171
	3200	06.08-	6G72	V83W, V93W		<b>WPM-069</b>	MD979171
		99.06-04.11	4M41	V68W, V78W		<b>WPM-047</b>	ME993473
	3500	08.09-	4M41	V98W		—	1300A074
		93.07-97.05	6G74	V25C/ W, V45W		<b>WPM-031</b>	MD972440
		97.05-99.09	6G74	V25C/ W, V45W		—	MD978742
		97.08-99.09	6G74	V55W		—	MD978742
99.06-05.11		6G74	V65W, V75W		<b>WPM-069</b>	MD979171	
05.10-06.08		6G75	V77W		<b>WPM-069</b>	MD979171	
<b>PAJEROMINI</b>	660	94.10-98.10	4A30	H56A	4WD	<b>WPM-032</b>	MD317677
		95.11-98.11	4A30	H51A		<b>WPM-032</b>	MD317677
		98.08-	4A30	H53A, H58A		<b>WPM-061</b>	MD350772
<b>PISTACHIO</b>	1100	91.12-94.11	4A31	H44A		—	MD370741
<b>PROUDIA</b>	3500	00.02-01.06	6G74	S32A		<b>WPM-059</b>	MD978743
	4500	00.02-01.06	8A80	S33A		—	MD977825
<b>ROSA</b>	3300	86.01-89.12	4D31	BE434F-TD/ TDH/ TDHJ		<b>WPM-008</b>	ME993513
		87.01-87.08	4D31	BE434F-TMD/ TR20/ TR22		<b>WPM-008</b>	ME996861
		87.01-89.12	4D31	BE434F-TRE 19/ TRE21/ TREV		—	ME993514
		87.09-89.12	4D31	BE434F-TMH/ TMUH6/ TMUH9/ TMUHE		—	ME993514
		89.01-89.12	4D31	BE434F-TMHJ		—	ME993514
	3600	86.01-	4D32	BE435E-D		<b>WPM-008</b>	ME993513
		86.01-	4D32	BE435E-K	MTM	<b>WPM-008</b>	ME996861
		86.01-	4D32	BE435E-M		—	ME993514
		86.01-	4D32	BE435E-S		<b>WPM-008</b>	ME993513
		86.01-	4D32	BE435F-K		<b>WPM-008</b>	ME993513
		86.01-	4D32	BE435F-S		<b>WPM-008</b>	ME993513
		86.01-89.12	4D32	BE435F-D		<b>WPM-008</b>	ME993513
		87.01-	4D32	BE435F-M		—	ME993514
		89.01-90.12	4D32	BE435E-K	ATM	<b>WPM-008</b>	ME996861
		89.01-91.12	4D32	BE435E-U		—	ME993514
	3900	92.01-	4D32	BE435E-K	ATM	—	ME996862
		93.10-97.11	4D36	BE436E		—	ME995426
		93.10-97.11	4D36	BE436F		—	ME995426
89.08-97.11		4D34T	BE439F		—	ME995426	
90.01-		4D34	BE439F		—	ME993515	
90.01-	4D34	BE449F		—	ME993515		

※ : Components may slightly differ from GENUINE No.

◇ : Complete Assembly Only.

& : Part No. requires additional components for installation.

# MITSUBISHI

Model	Year	Engine Type	Body Type	Remarks	AISIN No.	Genuine No.	
<b>ROSA</b>	3900	90.01-97.11	4D34T	BE449F		—	ME995426
		91.08-97.09	4D34T	BE459F		—	ME995426
		91.12-	4D34	BE459F		—	ME993515
	4200	89.08-95.05	4D33	BE437E		—	ME995426
		89.08-95.05	4D33	BE437F		—	ME995426
		89.08-95.05	4D33	BG437F		<b>WPM-008</b>	ME993513
		89.12-	4D33	BG437F-M		—	ME013409
		90.01-	4D33	BE437F-D		<b>WPM-008</b>	ME993513
		90.01-	4D33	BE437F-M		—	ME993514
		90.01-	4D33	BE437F-U		—	ME993514
		91.12-	4D33	BG437F-D		<b>WPM-008</b>	ME993513
		92.01-	4D33	BE437E		—	ME993514
		4600	95.05-97.09	4D35	BE438E		—
	95.05-97.09		4D35	BG438F		—	ME995426
	4900	99.04-11.12	4M50	BE63DE		—	ME993965
		99.04-11.12	4M50	BE64DG		—	ME993965
		99.04-11.12	4M50	BE66DG		—	ME993965
		99.04-11.12	4M50	BG64DG		—	ME993965
		01.05-11.12	4M50	BE64DJ		—	ME993965
		04.10-11.12	4M50	BE63DG		—	ME993965
04.11-11.12		4M50	BE64DE		—	ME993965	
<b>RVR SPACE RUNNER</b>	1800	91.06-93.03	4G93	N11W, N21W		<b>WPM-003</b>	MD179030
		93.04-97.11	4G93	N11W, N21W, 21WG		<b>WPM-045</b>	MD300799
		97.09-02.08	4G93	N61W, N71W		<b>WPM-033</b>	MD309756
	2000	91.01-92.08	4G63	N13W, N23W		<b>WPM-012</b>	MD972052
		92.09-97.11	4D68	N28W, N28WG	TURBO	<b>WPM-046</b>	MD972054
		92.09-97.11	4G63	N13W, N23W		<b>WPM-048</b>	MD972050
		92.09-97.11	4G63	N23WG		<b>WPM-048</b>	MD972050
		92.10-97.11	4D68	N28W,N28WG	TURBO	<b>WPM-046</b>	MD972054
		97.09-	4G63	N73WG		<b>WPM-066</b>	MD975913
		97.09-02.08	4G63	N73WG		<b>WPM-066</b>	1300A069
2400	97.09-02.08	4G64	N74WG		<b>WPM-057</b>	MD976464	
	99.10-02.08	4G64	N64W		<b>WPM-057</b>	MD976464	
<b>SIGMA, DIAMANTE</b>	2000	90.05-95.01	6G71	F11A		<b>WPM-014</b>	MD972003
		92.09-95.01	6A12	F12A		<b>WPM-037</b>	MD302010
	2500	90.05-93.11	6G73	F15A		<b>WPM-030</b>	MD972005
		90.05-95.01	6G73	F13A, F13AK		<b>WPM-030</b>	MD972005
		90.05-95.01	6G73	F25A		<b>WPM-030</b>	MD972005
		95.01-99.08	6G73	F31A, F41A		<b>WPM-059</b>	MD978764
		95.01-00.07	6G73	F31AK		<b>WPM-059</b>	MD978743
		99.09-02.09	6G73	F31A, F41A		—	MD978744
	3000	90.05-95.01	6G72	F17A		<b>WPM-030</b>	MD972005
		90.05-95.01	6G72	F27A		<b>WPM-030</b>	MD972005
		95.01-97.06	6G72	F36A, F46A	ECI	<b>WPM-059</b>	MD973025
		95.01-97.06	6G72	F47A		<b>WPM-059</b>	MD978764
		97.07-98.12	6G72	F36A, F46A	GDI	<b>WPM-059</b>	MD978743

※ : Components may slightly differ from GENUINE No.

◇ : Complete Assembly Only.

& : Part No. requires additional components for installation.

# MITSUBISHI

MITSUBISHI

Model	Year	Engine Type	Body Type	Remarks	AISIN No.	Genuine No.	
<b>SIGMA, DIAMANTE</b> 3000	98.12-99.02	6G72	F36A, F46A	GDI	<b>WPM-059</b>	MD978743	
	99.02-02.09	6G72	F36A, F46A	GDI	<b>WPM-059</b>	MD978743	
<b>STARION</b>	2000	82.05-90.10	G63B	A183A		<b>WPM-004</b>	MD997615
		83.04-90.10	G63B	A183A	INTER COOLER (EXCEPT MNWS)	<b>WPM-004</b>	MD997615
		83.08-90.10	G63B	A183A	INTER COOLER (MNWS ONLY)	—	MD997080
		83.08-90.10	G63B	A184A	INTER COOLER	—	MD997080
		86.12-90.10	G63B	A183A	For Export Only	—	MD997403
		88.04-90.10	G54B	A187A	For Export Only	<b>WPM-022</b>	MD997158
	2600	88.04-89.12	G54B	A187A	INTER COOLER	—	MD997404
90.01-90.10		G54B	A187A	INTER COOLER	—	MD997623	
<b>TOPPO·BJ</b>	660	98.10-02.08	4A30	H41A, H46A		—	MD350772
		98.10-06.02	3G83	H42A, H47A		<b>WPM-060</b>	MD977025
		00.01-	3G83	H42V, H47V		<b>WPM-060</b>	MD977025
		08.09-	3G83	H82A		<b>WPM-060</b>	MD977025
	1100	98.11-01.05	4A31	H43A, H48A		—	MD350772
<b>TOWNBOX</b>	660	99.04-	3G83	U61W, U62W		<b>WPM-005</b>	MD977210
		99.04-	4A30	U63W, U64W		<b>WPM-062</b>	MD352389
	1100	99.04-01.05	4A31	U65W, U66W		<b>WPM-062</b>	MD352389
<b>TRITON</b>	2500	05.08-	4D56	KA4T		—	1300A045

※ : Components may slightly differ from GENUINE No.

◇ : Complete Assembly Only.

& : Part No. requires additional components for installation.



# SPECIFIC INDEX FOR MAZDA

CAR NAME	PAGE
ATENZA	94
AXELA 3	94
AZ WAGON	94
AZ- 1	94
AZ- 3 MX- 3	94
AZ- OFFROAD	95
BIANTE	95
BONGO, ~FRIENDEE, BRAWNY E-series	95
CAPELLA 626	96
CAROL	97
CLEF	97
COSMO	97
CRONOS, MS- 6	98
CUSTOMCAB	98
CX- 7	98
DEMIO	98
EUNOS PRESSO MX- 3	98
EUNOS ROADSTER, MX- 5 MIATA	98
EUNOS100 323	98
EUNOS300	98
EUNOS500, Xedos 6	98
EUNOS800, Xedos 9	99
EUNOSCARGO, E-series	99
FAMILIA, ETUDE 323, PROTÉGÉ	99
FESTIVA 121	100
FREDA	101
IQSION	101

CAR NAME	PAGE
LANTIS 323	101
LAPUTA	101
LAZER	101
LUCE 929	102
MILLENIA	102
MPV	102
MS- 8	102
MX- 6	102
PARKWAY	103
PERSONA	103
PREMACY	103
PROBE, FORD PROBE	103
PROCEED	103
PROCEED, LEVANTE B-series	103
PROCEED, MARVIE	103
REVUE	103
ROADSTER	103
RX- 7	103
RX- 8	104
SCRUM	104
SENTIA, MS- 9	104
SPECTRON, J80, J100 E-series	105
SPIANO	105
TELSTAR, TELSTAR II	105
TITAN	106
VERISA	108

MAZDA

# MAZDA

MAZDA

Model	Year	Engine Type	Body Type	Remarks	AISIN No.	Genuine No.	
<b>ATENZA</b>	2000	02.05-	L3VE	GG3P		<b>WPZ-043</b>	L327-15-100
		02.05-	L3VE	GG3S		<b>WPZ-043</b>	L327-15-100
		02.05-08.01	LFDE	GGEP, GGES		<b>WPZ-043</b>	LF94-15-100A
		02.06-	L3VE	GY3W		<b>WPZ-043</b>	L327-15-100
		02.06-07.12	LFDE	GYEW		<b>WPZ-043</b>	L327-15-100
		08.01-	LFVE	GHEFP		<b>WPZ-043</b>	LF94-15-100A
	2300	02.05-05.06	L3VE	GG3P, GG3S		<b>WPZ-043</b>	LF94-15-100A
		02.06-05.06	L3VE	GY3W		<b>WPZ-043</b>	LF94-15-100A
		05.06-	L3VE	GG3S		<b>WPZ-043</b>	L327-15-100A
		05.06-07.12	L3VE	GG3P		<b>WPZ-043</b>	LF94-15-100A
		05.06-07.12	L3VE	GY3W-4WD		<b>WPZ-043</b>	LF94-15-100A
	2500	07.12-	L5VE	GH5F#		<b>WPZ-043</b>	LF94-15-100A
		08.01-	L5VE	GH5AP		<b>WPZ-043</b>	LF94-15-100A
	<b>AXELA 3</b>	1500	03.04-09.06	ZY-VE	BK5P		—
09.06-			ZY	BL5FP		—	ZJ01-15-010B
09.06-11.12			ZYVE	BL5FW		—	ZJ01-15-010B
2000		03.04-	LF-DE	BKEP		<b>WPZ-043</b>	LF01-15-100
		03.10-11.12	LFDE	BKEP		<b>WPZ-043</b>	L327-15-100
		06.05-09.06	LF	BKEP		<b>WPZ-043</b>	LF94-15-100A
		09.06-	LF	BLEAP		<b>WPZ-043</b>	LF94-15-100A
		09.06-	LF	BLEFP		<b>WPZ-043</b>	LF94-15-100A
		09.06-11.12	LF	BLEAW, BLEFW		<b>WPZ-043</b>	LF94-15-100A
2300		03.04-	L3-VE	BK3P		<b>WPZ-043</b>	LF01-15-100
		03.10-06.05	L3	BK3P		<b>WPZ-043</b>	LF94-15-100A
		06.05-12.04	L3VE	BK3P		<b>WPZ-043</b>	LF94-15-100A
<b>AZ WAGON</b>	660	94.07-98.06	F6A	CY21S, CZ21S		<b>WPS-001</b>	AZ12-15-010B
		97.04-98.09	K6A	CY51S, CZ51S		—	1A61-15-010B
		97.04-98.09	K6A	MJ21S		—	1A14-15-010C
		98.10-	F6A	MD11S		<b>WPS-021</b>	1A00-15-010
		98.10-00.11	K6A	MD21S		—	1A01-15-010A
		98.10-00.11	K6A	MD21S		—	1A05-15-010A
		98.10-08.09	K6A	MJ22S		—	1A14-15-010C
		99.10-00.11	F6A	MD11S		<b>WPS-022</b>	1A04-15-010
		00.12-01.10	F6A	MD12S		<b>WPS-022</b>	1A04-15-010
		00.12-03.09	K6A	MD22S		—	1A08-15-010C
		00.12-03.09	K6A	MD22S		—	1A12-15-010C
		00.12-09.09	K6A	MD22S		—	1A13-15-010C
		03.10-08.09	K6A	MJ21S		—	1A15-15-010C
		07.02-08.09	K6A	MJ22S		—	1A15-15-010C
		08.09-	K6A	MJ23S		—	1A14-15-010C
		08.09-	K6A	MJ23S		—	1A14-15-010D
		08.09-	K6A	MJ23S		—	1A15-15-010C
		08.09-	K6A	MJ23S		—	1A15-15-010D
<b>AZ-1</b>	660	92.10-	F6A	PG6SA	TURBO	<b>WPS-001</b>	AZ12-15-010B
<b>AZ-3 MX-3</b>	1500	91.06-98.01	B5	EC5SA		—	8AE1-15-010
	1800	93.09-98.01	K8	ECPSA		—	8AK2-15-010

※ : Components may slightly differ from GENUINE No.

◇ : Complete Assembly Only.

& : Part No. requires additional components for installation.

# MAZDA

Model	Year	Engine Type	Body Type	Remarks	AISIN No.	Genuine No.	
<b>AZ-OFFROAD</b>	660	98.10-	K6A	JM23W		—	1A02-15-010A
		98.10-	K6A	JM23W		—	1A11-15-010A
		98.10-	K6A	JM23W		—	1A19-15-010A
<b>BIANTE</b>	2000	08.07-	LF	CCEAW		<b>WPZ-043</b>	LF94-15-100A
		08.07-	LF	CCEFW		<b>WPZ-043</b>	LF94-15-100A
	2300	08.07-	L3	CC3FW		<b>WPZ-043</b>	LF94-15-100A
<b>BONGO, ~FRIENDEE, BRAUNY E-series</b>	1400	83.09-90.06	UC	SS48V	SILENCER	—	8AS2-15-010A
		84.02-90.06	UC	SE48T	SILENCER	—	8AS2-15-010A
	1500	90.07-95.08	D5	SE58T, SS58V		—	8AS2-15-010A
	1800	83.05-93.08	F8	SR89V		—	8AG1-15-010B
		83.12-99.06	F8	SD89T		—	8AG1-15-010B
		85.09-99.05	F8	SE88M		—	8AG1-15-010B
		87.09-93.08	F8	SR89V	C/ #0250001-	<b>WPZ-002</b>	8AK1-15-010
		87.09-98.10	F8	SE88M	C/ #0250001-	<b>WPZ-002</b>	8AK1-15-010
		87.09-98.10	F8	SS88M	C/ #0250001-	<b>WPZ-002</b>	8AK1-15-010A
		87.09-99.06	F8	SD89T	C/ #0250001-	<b>WPZ-002</b>	8AK1-15-010
		95.08-96.09	F8	SS88V		<b>WPZ-002</b>	8AK1-15-010A
		95.08-98.10	F8	SE88T		<b>WPZ-002</b>	8AK1-15-010
		96.09-98.10	F8	SS88H		<b>WPZ-002</b>	8AK1-15-010A
		99.05-	F8	SK82		<b>WPZ-002</b>	FEMJ-15-100
		10.08-	L8	SKP2L		<b>WPZ-043</b>	LF94-15-100A
		10.08-	L8	SKP2M		<b>WPZ-043</b>	LF94-15-100A
		10.08-	L8	SKP2T		<b>WPZ-043</b>	LF94-15-100A
	10.08-	L8	SKP2V		<b>WPZ-043</b>	LF94-15-100A	
	2000	83.05-87.08	RF	SRF9W	-C/ #0102676	—	R201-15-010B
		83.05-95.08	RF	SRF9W	C/ #0102677-	—	8AG6-15-010A
		83.05-97.05	FE	SRE9V, 9W		—	8AG1-15-010B
		83.05-99.06	FE	SREAV		—	8AG1-15-010B
		83.09-93.08	RF	SSF8W	EXCEPT(TURBO) C/ #0152806-	—	8AG6-15-010A
		83.09-95.08	RF	SSF8V	C/ #0155145-	—	8AG6-15-010A
		83.12-99.06	FE	SDEAT		—	8AG1-15-010B
		84.04-93.09	RF	SEE8T	C/ #0111512-	—	8AG6-15-010A
		86.11-95.08	FE	SSE8R, SSE8W		<b>WPZ-002</b>	8AK1-15-010
		87.08-97.05	FE	SRE9V		<b>WPZ-002</b>	8AK1-15-010
		89.01-99.05	RF	SSF8R		—	8AG6-15-010A
		97.11-05.11	FE	SGE3		<b>WPZ-002</b>	8AK1-15-010A
		99.06-	FE	SKE6V		<b>WPZ-002</b>	8AK1-15-010A
		99.06-00.10	FE	SKE4T		<b>WPZ-002</b>	8AK1-15-010A
		99.06-00.10	FE	SKE6T		<b>WPZ-002</b>	8AK1-15-010A
03.12-		RF	SKF2M,L,T,V		—	RF6C-15-010	
03.12-		RF	SKL2L/ M/ T/ V		—	RC6C-15-010	
03.12-11.12	RF	SKF2T		—	RF6C-15-1H0		
03.12-11.12	RF	SKF2V		—	RF2A-15-100C		
2200	83.05-97.05	R2	SR29V	C/ #0103934-	—	8AG6-15-010A	
	83.05-97.05	R2	SR2AV	C/ #0108783-	—	8AG6-15-010A	
	83.12-99.06	R2	SD29T	C/ #0107225-	—	8AG6-15-010A	

MAZDA

※ : Components may slightly differ from GENUINE No.

◇ : Complete Assembly Only.

& : Part No. requires additional components for installation.

# MAZDA

Model	Year	Engine Type	Body Type	Remarks	AISIN No.	Genuine No.	
BONGO, ~FRIENDEE, BRAUNY E-series	2200	83.12-99.06	R2	SD2AT	C/ #0104103-	—	8AG6-15-010A
		86.11-90.02	R2	SS28R		—	8AG6-15-010A
		86.11-98.10	R2	SS28M/ H/ V		—	8AG6-15-010A
		87.09-97.05	R2	SR2AM/ AV		—	8AG6-15-010A
		87.09-98.10	R2	SE28M/ T		—	8AG6-15-010A
		87.09-99.06	R2	SD29M/ T		—	8AG6-15-010A
		90.08-99.06	R2	SD2AM/ AT		—	8AG6-15-010A
		93.08-98.10	R2	SS28V		—	8AG6-15-010A
		93.09-98.10	R2	SE28T		—	8AG6-15-010A
		96.09-98.10	R2	SS28H		—	8AG6-15-010A
		99.05-01.08	R2	SK22L/ T/ V		—	R2S2-15-010B
		99.05-03.12	R2	SK22M		—	RF95-15-100B
	2500	95.05-	WL	SGL3, SGL5		—	WL01-15-100D
95.05-		WL	SGLR, SGLW		—	WL01-15-100D	
95.05-02.08		J5	SG5W		—	J503-15-010B	
97.04-99.06		WL	SD59M/ T		—	WL11-15-100E	
97.04-99.06		WL	SD5AM/ AT		—	8ALA-15-100A	
97.04-99.06		WL	SR59V		—	8ALA-15-100A	
97.04-99.06		WL	SR5AM/ AV		—	8ALA-15-100A	
99.06-00.10		WL	SK54L/ T		—	8ALA-15-100A	
99.06-00.10		WL	SK56L/ T/ M/ V		—	8ALA-15-100A	
99.06-01.09		WL	SK54V/ L/ T		—	8ALA-15-100A	
99.06-01.09		WL	SK56M/ V		—	8ALA-15-100A	
99.06-01.09		WL	SK5HM/ V		—	8ALA-15-100A	
3000	92.02-97.05	VS	SRS9V, SRS9AV		—	8AS1-15-100	
CAPELLA 626	1600	87.07-91.10	B6	GD6P		<b>WPZ-001</b>	8AB7-15-010
		88.01-99.04	B6	GV6V		<b>WPZ-001</b>	8AB7-15-010
	1800	87.05-89.06	F8	GD8P	EGI -C/ #0200000	<b>WPZ-002</b>	8AK1-15-010A
		87.05-89.06	F8	GD8S	-C/ #0200000	<b>WPZ-002</b>	8AK1-15-010A
		87.05-91.10	F8	GD8P	EXCEPT (EGI)	<b>WPZ-002</b>	8AK1-15-010A
		87.07-92.06	F8	GD8J	GAS CAR	<b>WPZ-002</b>	8AK1-15-010A
		87.07-92.06	F8	GD8J	L.P.G -C/ #0201395	—	8AG5-15-010A
		87.07-92.06	F8	GD8Y	-C/ #0200938	—	8AG5-15-010A
		88.01-92.07	F8	CV8W	-C/ #0250000	<b>WPZ-002</b>	8AK1-15-010A
		88.02-89.06	F8	GD8A, GD8B	-C/ #0200000	<b>WPZ-002</b>	8AK1-15-010A
		89.04-91.10	F8	GD8A, GD8B	C/ #0200001-	—	8AG2-15-010C
		89.04-91.10	F8	GD8P	EGI C/ #0200001-	—	8AG2-15-010C
		89.04-91.10	F8	GD8R		—	8AG2-15-010C
		89.04-91.10	F8	GD8S	C/ #0200001-	—	8AG2-15-010C
		89.05-92.06	F8	GD8J	L.P.G C/ #0201396-	—	8AG5-15-010B
		89.05-92.06	F8	GD8Y	C/ #0200939-	—	8AG5-15-010B
		92.08-97.10	F8	CV8W	C/ #0300001-	—	8AG2-15-010C
		94.07-97.06	FP	CG2PP		—	8AG8-15-010
		97.06-01.03	FP	GF8P		—	8AG8-15-010
		97.06-02.03	FP	GW8W		—	8AG8-15-010
		97.10-02.05	FP	GF8P		—	FP01-15-010G

※ : Components may slightly differ from GENUINE No.

◇ : Complete Assembly Only.

& : Part No. requires additional components for installation.

# MAZDA

Model	Year	Engine Type	Body Type	Remarks	AISIN No.	Genuine No.	
<b>CAPELLA 626</b>	2000	87.05-91.10	FE	GDEA,GDEP,GDES		—	8AG2-15-010C
		87.07-91.10	FE	GDER		—	8AG2-15-010C
		87.07-91.10	RF	GDFP		—	8AGA-15-010
		87.07-92.06	RF	GDFJ		—	8AGA-15-010
		88.01-92.07	RF	GVFV	-C/ #0250000	—	8AGA-15-010
		88.01-97.10	FE	GV8W		—	FE3P-15-100
		88.01-99.04	RF	GVFV		—	8AG4-15-010
		88.01-99.04	RF	GVFV		—	RFG1-15-100
		88.02-91.10	FE	GDEB		—	8AG2-15-010C
		89.05-97.10	RF	GVFW		—	8AGA-15-010
		89.05-97.10	RF	GVFW		—	RFG1-15-100
		90.08-97.10	FE	GVER		—	8AG2-15-010C
		92.08-94.10	RF	GVFR	W/ P=INPELLER SET -C/ #0200000	—	8AG3-15-100
		92.08-94.10	RF	GVFW	W/ P=INPELLER SET -C/ #0300000	—	8AG3-15-100
		92.08-97.10	RF	GVFR		—	RFG1-15-100
		92.08-97.10	RF	GVFR	W/ P=ASSY	—	8AGA-15-010
		92.08-99.04	RF	GVFV	W/ P=ASSY C/ #0300001-	—	8AGA-15-010
		92.08-99.04	RF	GVFV	W/ P=INPELLER SET C/ #0300001-	—	8AG3-15-100
		94.07-97.06	FS	CG2SP, CG2SR		—	8AG9-15-010
		96.06-97.10	FE	GVEW		—	8AG2-15-010C
		97.06-01.03	FS	GFEP		—	8AG9-15-010
		97.06-02.03	FS	GFER		—	8AG9-15-010
		97.10-01.09	FS	GWER, GWEW		—	8AG9-15-010
		98.06-99.10	RF	GFFP		—	RF2A-15-100A
		98.07-99.10	RF	GWFW		—	RF2A-15-100A
2500	97.10-	KL	GW5R		—	8AK2-15-010	
<b>CAROL</b>	660	90.02-95.10	F6A	AA6PA, AA6RA		<b>WPS-001</b>	AZ12-15-010A
		95.10-98.09	F6A	AC6P, AC6R		<b>WPS-001</b>	AZ12-15-010B
		98.10-99.10	F6A	HB12S		<b>WPS-021</b>	1A00-15-010
		98.10-99.10	K6A	HB22S		<b>WPS-028</b>	1A01-15-010A
		98.10-99.10	K6A	HB22S	3DOOR	—	1A05-15-010
		98.10-99.10	K6A	HB22S	5DDOR	<b>WPS-028</b>	1A01-15-010
		98.10-02.04	K6A	HB22S		<b>WPS-028</b>	1A01-15-010A
		98.10-02.04	K6A	HB22S		<b>WPS-028</b>	1A05-15-010A
		99.10-00.11	F6A	HB12S		<b>WPS-022</b>	1A04-15-010
		99.10-00.12	K6A	HB22S	5DOOR	—	1A05-15-010
		00.12-	K6A	HB23S		<b>WPS-036</b>	1A12-15-010B
		00.12-02.04	K6A	HB22S	5DDOR H/ T	<b>WPS-036</b>	1A12-15-010B
		00.12-04.09	K6A	HB23S		<b>WPS-036</b>	1A12-15-010C
		04.09-06.07	K6A	HB24S		<b>WPS-045</b>	1A14-15-010C
		04.09-09.12	K6A	HB24S		<b>WPS-036</b>	1A12-15-010C
09.12-	K6A	HB25S		<b>WPS-045</b>	1A14-15-010E		
<b>CLEF</b>	2000	92.04-94.07	FS	GESRA		—	8AG9-15-010
		92.04-94.07	KF	GEEPA		—	8AE2-15-010
	2500	92.04-94.07	KL	GE5PA		—	8AE2-15-010
<b>COSMO</b>	1308	83.09-90.05	13B	HB3S		—	N236-15-010J

※ : Components may slightly differ from GENUINE No.

◇ : Complete Assembly Only.

& : Part No. requires additional components for installation.

# MAZDA

MAZDA

Model	Year	Engine Type	Body Type	Remarks	AISIN No.	Genuine No.	
<b>COSMO</b>	1308	90.03-94.02	13B	JC3SE		—	8AJ2-15-010A
		94.03-95.10	13B	JC3S		—	8AJ2-15-100
		94.03-95.10	13B	JC3S	W/ P=SET	—	8AJ2-15-010
	1962	90.03-94.02	20B	JCESE		—	8AJ1-15-010B
		94.02-95.10	20B	JCES		—	8AJ1-15-100A
		94.02-95.10	20B	JCES	W/ P=SET	—	8AJ1-15-010B
	2000	83.09-90.05	FE	HBEP	-C/ #0107415	—	8AG7-15-010A
		83.09-90.05	FE	HBEP	C/ #0107416-	—	8AG1-15-010B
		83.09-90.05	FE	HBES	-C/ #0113445	—	8AG7-15-010A
		83.09-90.05	FE	HBES	C/ #0113446-	—	8AG1-15-010B
2200	81.08-90.05	S2	HBPS2		—	S210-15-010C	
<b>CRONOS, MS-6</b>	1800	91.09-94.07	K8	GE8P	-C/ #0130440	—	8AE2-15-010
		91.09-94.07	K8	GE8P	C/ #0130441-	—	8AK2-15-010
	2000	91.09-94.07	KF	GEEP	-C/ #0130508	—	8AE2-15-010
		91.09-96.04	KF	GEEP	C/ #0130509-	—	8AK2-15-010
		91.11-96.04	FS	GESR		—	8AG9-15-010
		92.04-96.04	RF	GEFP		—	8AGA-15-010
	2500	92.04-94.07	KL	GE5P	-C/ #0130029	—	8AE2-15-010
		92.04-96.04	KL	GE5P	C/ #0130030-	—	8AK2-15-010
<b>CUSTOMCAB</b>	2000	89.05-92.06	FE	HBEP	-C/ #3500000	—	8AH5-15-010A
		92.06-96.01	FE	HBEP	C/ #3500001-	—	8AH8-15-010
<b>CX-7</b>	2300	06.12-	L3	ER3P		<b>WPZ-043</b>	L327-15-100A
<b>DEMIO</b>	1300	96.07-02.07	B3	DW3W		<b>WPZ-001</b>	B3C7-15-010B
		02.06-07.05	ZJ	DY3W		—	ZJ01-15-010A
		03.11-07.05	ZJ	DY3R		—	ZJ01-15-010A
		07.05-	ZJ	DE3AS, FS		—	ZJ01-15-010B
		07.05-	ZJ	DE3FS		—	ZJ01-15-010B
	1500	96.07-02.07	B5	DW5W		<b>WPZ-001</b>	B3C7-15-010B
		02.06-07.05	ZY	DY5W		—	ZJ01-15-010A
		03.11-07.05	ZY	DY5R		—	ZJ01-15-010A
		07.05-	ZY	DF5FS		—	ZJ01-15-010B
		<b>EUNOS PRESSO MX-3</b>	1500	93.09-98.01	B5	EC5S	
1800	91.04-93.10	K8	EC8SE	-C/ #0109609	—	8AE2-15-010	
	91.04-93.10	K8	EC8SE	C/ #0109610-	—	8AK2-15-010	
	93.09-98.01	K8	EC8S		—	8AK2-15-010	
<b>EUNOS ROADSTER, MX-5 MIATA</b>	1500	94.05-96.10	B5	BHA5S		—	B6BF-15-010F
1600	89.06-93.08	B6	NA6CE		<b>WPZ-003</b>	8AB8-15-010	
	97.12-	B6	NB6C		—	8ABB-15-010A	
	1800	93.08-97.12	BP	NA8C		—	8ABB-15-010A
		97.12-	BP	NB8C		—	8ABB-15-010A
<b>EUNOS100 323</b>	1500	89.10-94.06	B5	BG5PE		<b>WPZ-003</b>	8AB8-15-010
	1800	89.10-94.06	BP	BG8PE		<b>WPZ-003</b>	8AB8-15-010
<b>EUNOS300</b>	1800	89.11-92.01	F8	MA8PE		—	8AG2-15-010C
	2000	89.11-92.01	FE	MAEPE		—	8AG2-15-010C
<b>EUNOS500, Xedos 6</b>	1800	91.12-94.02	K8	CA8PE	-C/ #0105001	—	8AE2-15-010
		91.12-94.02	K8	CA8PE	C/ #0105002-	—	8AK2-15-010

※ : Components may slightly differ from GENUINE No.

◇ : Complete Assembly Only.

& : Part No. requires additional components for installation.

# MAZDA

Model	Year	Engine Type	Body Type	Remarks	AISIN No.	Genuine No.	
<b>EUNOS500, Xedos 6</b>	1800	94.02-96.01	FP	CAPP		—	8AG8-15-010
		94.02-96.01	K8	CA8P		—	8AK2-15-010
	2000	91.12-94.02	KF	CAEPE	-C/ #0114350	—	8AE2-15-010
		91.12-94.02	KF	CAEPE	C/ #0114351-	—	8AK2-15-010
		94.02-96.01	KF	CAEP		—	8AK2-15-010
<b>EUNOS800, Xedos 9</b>	2300	93.09-97.07	KJ	TA3A/ 3P/ 3Y/ 3Z		<b>WPZ-022</b>	8AK3-15-010B
	2500	93.09-97.07	KL	TA5A/ 5P/ 5Y/ 5Z		—	8AK2-15-010
<b>EUNOSCARGO, E-series</b>	1500	90.09-93.07	D5	SE58TE, SS58VE		—	8AS2-15-010
		90.09-93.07	D5	SE58TE,SS58VE		—	8AS2-15-010A
	2000	89.11-90.06	RF	SEF8TE,SSF8VE		—	8AG6-15-010A
		90.01-93.07	FE	SSE8WE		<b>WPZ-002</b>	8AK1-15-010
		90.01-93.07	RF	SSF8RE	4WD	—	8AG6-15-010A
	2200	90.01-93.07	RF	SSF8WE		—	8AG6-15-010A
90.07-93.07		R2	SE28ME,SS28ME	4WD	—	8AG6-15-010A	
<b>FAMILIA, ETUDE 323, PROTÉGÉ</b>	1200	07.01-	CR12DE	BVAY12		<b>WPN-100</b>	1N22-15-010
	1300	85.11-94.08	E3	BF3V		<b>WPZ-006</b>	8ABT-15-010A
		85.11-94.08	E3	BF3V		<b>WPZ-006</b>	E301-15-010D
		87.02-89.02	B3	BFTP		<b>WPZ-001</b>	8AB7-15-010
		89.02-96.01	B3	BG3P, BG3S		<b>WPZ-001</b>	B630-15-010D
		89.10-94.08	B6	BF6M		<b>WPZ-001</b>	B630-15-010D
		89.10-94.08	E3	BW3W		<b>WPZ-006</b>	8ABT-15-010A
		96.08-99.05	B3	BHA3P, BHA3S		<b>WPZ-001</b>	B3C7-15-010A
		98.04-00.10	B3	BJ3P		<b>WPZ-001</b>	B3C7-15-010A
		99.05-03.08	YD22DD	BVENY11		<b>WPN-111</b>	1N27-15-010
		99.05-03.08	YD22DD	BVEY11		<b>WPN-111</b>	1N27-15-010
	99.05-07.01	QG13	BVY11		<b>WPN-091</b>	1N18-15-010	
	1500	85.11-94.08	E3	BF5V		<b>WPZ-006</b>	8ABT-15-010A
		87.01-89.02	B5	BFSR		<b>WPZ-001</b>	8AB7-15-010
		87.02-90.08	B5	BFSR		<b>WPZ-001</b>	8AB7-15-010
		89.02-94.04	B5	BG5P		<b>WPZ-001</b>	B630-15-010D
		89.02-94.04	B5	BG5P		<b>WPZ-003</b>	B660-15-010E
		89.02-94.04	B5	BG5S		<b>WPZ-001</b>	B630-15-010D
		89.02-94.04	B5	BG5S		<b>WPZ-003</b>	B660-15-010E
		89.10-94.08	E3	BW5W		<b>WPZ-006</b>	8ABT-15-010A
		94.03-95.08	Z5	BHALS		—	B6BF-15-010F
		94.03-99.05	Z5	BHALP		—	B6BF-15-010F
		94.03-99.05	Z5	BHALP		—	ZL01-15-010A
		94.05-96.10	B5	BHA5P		—	B6BF-15-010F
		94.05-96.10	B5	BHA5S		—	B6BF-15-010F
		94.08-	GA15	BWFNY10, BWFY10		<b>WPN-001</b>	1N21-15-010
		94.08-97.05	GA15	BMVY10		<b>WPN-001</b>	1N21-15-010
94.08-99.04		GA15	BVFNY10, BVFY10		<b>WPN-001</b>	1N21-15-010	
94.08-99.04		GA15	BVY10		<b>WPN-001</b>	1N21-15-010	
94.08-99.04	GA15	BWFNY10		<b>WPN-001</b>	1N21-15-010		
95.06-99.05	Z5	BHALS		—	B6BF-15-010F		
98.04-01.10	ZL	BJ5P, BJ5W		—	ZL01-15-010A		

※ : Components may slightly differ from GENUINE No.

◇ : Complete Assembly Only.

& : Part No. requires additional components for installation.

# MAZDA

Model	Year	Engine Type	Body Type	Remarks	AISIN No.	Genuine No.		
<b>FAMILIA, ETUDE 323, PROTÉGÉ</b>	1500	99.05-07.01	QG15	BV FY11		<b>WPN-091</b>	1N18-15-010	
		07.01-	HR15DE	BV Y12		—	1N23-15-010	
	1600	85.10-89.02	B6	BFMP	FAMILIA=TURBO,GT	<b>WPZ-003</b>	8AB8-15-010	
		85.10-89.02	B6	BFMR	TURBO	<b>WPZ-003</b>	8AB8-15-010	
		86.12-89.02	B6	BFMP	FAMILIA= EXCEPT (TURBO,GT)	<b>WPZ-001</b>	8AB7-15-010	
		87.01-89.02	B6	BFMR	EXCEPT (TURBO)	<b>WPZ-001</b>	8AB7-15-010	
		87.01-89.02	B6	BFMS	Cabreorrete	<b>WPZ-003</b>	8AB8-15-010	
		87.01-90.08	B6	BFMP	ETUDE	<b>WPZ-003</b>	8AB8-15-010	
		87.04-94.08	B6	BWMR		<b>WPZ-001</b>	B630-15-010D	
		89.02-91.01	B6	BG6P,BG6S		<b>WPZ-003</b>	8AB8-15-010	
		89.08-96.01	B6	BG6R, BG6Z		<b>WPZ-001</b>	B630-15-010D	
		89.10-94.08	B6	BF6M		<b>WPZ-001</b>	B630-15-010D	
		94.09-98.05	B6	BHA6R		—	B6BF-15-010F	
		07.01-	HR16DE	BV ZNY12		<b>WPN-108</b>	B1010-ED00A	
		1700	85.07-89.02	PN	BF7P		—	8AB6-15-010A
			85.11-89.10	PN	BF7V	-C/ #0300000	—	8AB6-15-010A
85.11-94.08	PN		BF7V, BW7W		<b>WPZ-016</b>	PN40-15-010		
89.02-94.03	PN		BG7P		<b>WPZ-016</b>	8AB9-15-010A		
94.08-97.05	CD17		BVSNY10, BVS Y10		<b>WPN-071</b>	1N01-15-010		
94.09-98.05	4EE1		BHA7R		—	Y701-15-010A		
1800	89.08-94.03	BP	BG8R, 8Z		<b>WPZ-003</b>	B660-15-010E		
	90.03-94.04	BP	BG8P, 8S		<b>WPZ-003</b>	B660-15-010E		
	94.05-98.04	BP	BHA8P		—	B6BF-15-010F		
	94.05-99.05	BP	BHA8S		—	B6BF-15-010F		
	96.05-99.04	SR18	BWHNY10		<b>WPN-014</b>	1N20-15-010		
	96.05-99.04	SR18	BWHY10		<b>WPN-014</b>	1N20-15-010		
	98.05-00.10	FP	BJ8W		—	FP01-15-010G		
	99.05-99.12	QG18	BWHNY11		<b>WPN-091</b>	1N18-15-010		
	99.05-07.01	QG18	BVHNY11		<b>WPN-091</b>	1N18-15-010		
	02.08-07.01	QG18	BVGY11		<b>WPN-091</b>	1N18-15-010		
07.01-	MR18DE	BVJY12		—	1N25-15-010			
2000	94.08-99.04	CD20	BWEY10		<b>WPN-009</b>	1N19-15-010		
	97.05-99.04	CD20	BVENY10		<b>WPN-009</b>	1N19-15-010		
	97.05-99.04	CD20	BVEY10		<b>WPN-009</b>	1N19-15-010		
	98.04-00.10	RF	BJEP		—	RF1G-15-100A		
	99.06-01.10	FS	BJFW		—	FS01-15-010F		
	01.12-03.09	FSZE	BJFP		—	FS01-15-010F		
2200	99.05-07.01	YD22	BVENY11		<b>WPN-111</b>	1N27-15-010		
	99.05-07.01	YD22	BVEY11		<b>WPN-111</b>	1N27-15-010		
<b>FESTIVA 121</b>	1100	85.10-93.01	B1	DA1PF		<b>WPZ-001</b>	8AB7-15-010	
	1300	85.10-93.01	B3	DA3PF		<b>WPZ-001</b>	8AB7-15-010	
		86.10-93.01	B3	DA3VF		<b>WPZ-001</b>	8AB7-15-010	
		86.10-93.01	BJ	DAJPF	-C/ #0107207	<b>WPZ-003</b>	8AD1-15-010	
		86.10-93.01	BJ	DAJPF	C/ #0107208-	<b>WPZ-003</b>	8AB8-15-010	
		89.04-94.05	B3	ADA242		<b>WPZ-001</b>	8AB7-15-010	
		92.11-97.10	B3	D23PF		<b>WPZ-001</b>	8AD2-15-010A	

※ : Components may slightly differ from GENUINE No.

◇ : Complete Assembly Only.

& : Part No. requires additional components for installation.



# MAZDA

Model	Year	Engine Type	Body Type	Remarks	AISIN No.	Genuine No.	
<b>FESTIVA 121</b>	1300	96.07-01.08	B3	DW3WF		<b>WPZ-001</b>	8AD2-15-010A
		96.07-01.08	B3	DW3WF		<b>WPZ-001</b>	B3C7-15-010
	1500	92.11-97.10	B5	D25PF		<b>WPZ-001</b>	8AD2-15-010A
		96.07-	B5	DW5WF	-107314	<b>WPZ-001</b>	8AD2-15-010A
		96.07-	B5	DW5WF	107315-	<b>WPZ-001</b>	8AD2-15-010A
<b>FREDA</b>	2000	95.05-01.08	FE	SGEWF		<b>WPZ-002</b>	8AK1-15-010A
		97.11-01.08	FE	SGE3F		<b>WPZ-002</b>	8AK1-15-010A
	2500	95.05-01.08	J5	SG5WF		—	J503-15-010B
		95.05-01.08	WL	SGL3F/ 5F		—	WL01-15-100D
		95.05-01.08	WL	SGLRF/ WF		—	WL01-15-100D
<b>IQSION</b>	1800	99.04-01.12	FP	CP8WF		—	FP01-15-010F
<b>LANTIS 323</b>	1800	93.08-97.06	BP	CBA8P		—	8ABB-15-010A
	2000	93.08-95.07	KF	CBAEP	-C/ #100057	—	8AE2-15-010
		93.08-97.06	KF	CBAEP	C/ #100058-	—	8AK2-15-010
<b>LAPUTA</b>	660	99.03-99.09	F6A	HP11S	110000-610000	<b>WPS-021</b>	1A00-15-010
		99.03-01.03	K6A	HP21S	EPI	<b>WPS-028</b>	1A01-15-010
		99.10-01.03	F6A	HP11S	110001-610001	<b>WPS-022</b>	1A04-15-010
		00.10-01.03	K6A	HP21S	TURBO	—	1A05-15-010
		01.04-	K6A	HP22S	EPI	<b>WPS-036</b>	1A12-15-010B
		01.04-01.10	F6A	HP12S		<b>WPS-022</b>	1A04-15-010
		01.04-05.12	K6A	HP22S		<b>WPS-052</b>	1A08-15-010C
		01.04-05.12	K6A	HP22S		<b>WPS-036</b>	1A12-15-010C
		01.04-05.12	K6A	HP22S		<b>WPS-027</b>	1A13-15-010C
<b>LAZER</b>	1300	85.01-87.03	E3	BF3PF		<b>WPZ-006</b>	8AB2-15-010
		85.11-94.08	E3	BF3VF		<b>WPZ-006</b>	8AB2-15-010
		87.03-89.02	B3	BFTPF		<b>WPZ-001</b>	8AB7-15-010
		89.03-94.03	B3	BG3PF		<b>WPZ-001</b>	8AB7-15-010
		96.08-98.10	B3	BHA3PF		<b>WPZ-001</b>	8AD2-15-010A
		96.08-98.10	B3	BHA3PF		<b>WPZ-001</b>	B3C7-15-010
		98.12-01.05	B3	BJ3PF		<b>WPZ-001</b>	B3C7-15-010
		1500	85.11-94.08	E5	BF5VF		<b>WPZ-006</b>
	87.03-89.02		B5	BFSPF, BFSRF		<b>WPZ-001</b>	8AB7-15-010
	89.03-94.03		B5	BG5PF	EGI	<b>WPZ-003</b>	8AB8-15-010
	89.03-94.03		B5	BG5PF	EXCEPT (EGI)	<b>WPZ-001</b>	8AB7-15-010
	94.04-95.08		Z5	BHALPF, BHALSF	-C/ #0200000	—	8ABB-15-010
	94.04-96.09		B5	BHA5PF, BHA5SF		—	8ABB-15-010A
	95.08-98.10		Z5	BHALPF, BHALSF	C/ #0200001-	—	8ABC-15-010
	98.12-01.05		ZL	BJ5PF		—	ZL01-15-010
	98.12-01.05		ZL	BJ5WF		—	ZL01-15-010
	1600		85.01-89.02	B6	BFMPF	EXCEPT (GHIA)	<b>WPZ-003</b>
		85.09-89.02	B6	BFMRF	EXCEPT (GHIA)	<b>WPZ-003</b>	8AB8-15-010
		87.02-89.02	B6	BFMSF	Cabreorrete	<b>WPZ-003</b>	8AB8-15-010
		87.03-89.02	B6	BFMPF	GHIA	<b>WPZ-001</b>	8AB7-15-010
87.03-89.02		B6	BFMRF	GHIA	<b>WPZ-001</b>	8AB7-15-010	
89.03-91.01		B6	BG6PF		<b>WPZ-003</b>	8AB8-15-010	
89.08-94.03		B6	BG6RF		<b>WPZ-001</b>	8AB7-15-010	

※ : Components may slightly differ from GENUINE No.

◇ : Complete Assembly Only.

& : Part No. requires additional components for installation.

# MAZDA

MAZDA

Model	Year	Engine Type	Body Type	Remarks	AISIN No.	Genuine No.	
<b>LAZER</b>	1600	89.10-94.08	B6	BF6MF		<b>WPZ-001</b>	8AB7-15-010
		94.09-98.05	B6	BHA6RF		—	8ABB-15-010A
	1700	85.07-89.02	PN	BF7PF		—	8AB6-15-010A
		87.04-89.10	PN	BF7VF	-C/ #0300000	—	8AB6-15-010A
		89.03-94.03	PN	BG7PF		<b>WPZ-016</b>	8AB9-15-010A
		89.10-94.08	PN	BF7VF	C/ #0300001-	<b>WPZ-016</b>	8AB9-15-010A
		94.09-96.09	4EE1	BHA7RF		—	Y701-15-010A
		94.09-98.05	4EE1	BHA7PF		—	Y701-15-010A
	1800	89.08-94.01	BP	BG8RF		<b>WPZ-003</b>	8AB8-15-010
		90.11-94.01	BP	BG8PF		<b>WPZ-003</b>	8AB8-15-010
		94.04-95.08	BP	BHA8SF, PF		—	B6BF-15-010F
		98.12-01.05	FP	BJ8WF		—	8AG8-15-010
2000	98.12-01.05	RF	BJEFP		—	RF1G-15-100	
<b>LUCE 929</b>	1308	86.07-92.03	13B	HC3S		—	8AH1-15-010A
	2000	86.07-92.03	FE	HCEP	GAS CAR	<b>WPZ-002</b>	8AK1-15-010A
		86.07-92.03	JF	HCFS		<b>WPZ-023</b>	8AH3-15-010C
		86.07-96.01	FE	HCEP		—	8AH5-15-010A
		86.07-96.01	FE	HCEP		<b>WPZ-002</b>	FEMJ-15-100
		88.08-93.06	FE	HCEP	LPG CAR C/ #0200001-0300000	—	8AH5-15-010A
		91.08-95.12	FE	HCEJ		—	8AH5-15-010A
		93.06-96.01	FE	HCEP	LPG CAR C/ #0300001-	—	8AH8-15-010
	2200	92.03-95.12	F2	HC2J		<b>WPZ-002</b>	8AK1-15-010A
3000	88.08-92.03	JE	HCSS	C/ #0200001-	—	8AH6-15-010B	
<b>MILLENNIA</b>	2000	97.07-03.08	KF,KFZE	TAFP		—	KL47-15-010C
	2300	97.07-00.06	KJ	TA3A		<b>WPZ-022</b>	8AK3-15-010B
		97.07-00.06	KJ	TA3P		<b>WPZ-022</b>	8AK3-15-010B
	2500	97.07-	KL	TA5P		—	8AK2-15-010
		97.07-98.07	KL	TA5A		—	8AK2-15-010
<b>MPV</b>	2000	99.05-02.04	FS	LWEW		—	8AG9-15-010
	2300	02.03-05.12	L3,L3DE	LW3W		<b>WPZ-043</b>	L327-15-100A
		05.12-	L3VDT	LY3P		<b>WPZ-043</b>	L327-15-100A
		05.12-	L3VE	LY3P		<b>WPZ-043</b>	LF94-15-100A
	2500	94.12-99.05	G5	LV5W		—	G601-15-010C
		95.10-99.05	WL	LVLR, LVLW		—	8ALA-15-100
		99.05-02.04	GY	LW5W		—	GY01-15-010B
	3000	89.11-95.10	JE	LVEW	C/ #-0500000	<b>WPZ-023</b>	8AH3-15-010E
		95.10-99.05	JE	LVEW	C/ #0500001-	—	JE96-15-010B
		02.03-03.10	AJ	LWFW		—	GY01-15-010B
<b>MS-8</b>	2000	92.01-94.06	KF	MBEP	-C/ #0131580	—	8AE2-15-010
		92.01-98.02	KF	MBEP	C/ #0131581-	—	8AK2-15-010
	2500	92.01-94.06	KL	MB5A, MB5P	-C/ #0130066	—	8AE2-15-010
		92.01-95.11	KL	MB5A, MB5P	C/ #0130067-	—	8AK2-15-010
<b>MX-6</b>	2000	91.11-94.05	KF	GEEB	-C/ #0120093	—	8AE2-15-010
		91.11-94.05	KF	GEEB	C/ #0120094-	—	8AK2-15-010
		94.05-96.01	KF	GEES		—	8AK2-15-010
	2500	91.11-94.05	KL	GE5B	-C/ #0102487	—	8AE2-15-010

※ : Components may slightly differ from GENUINE No.

◇ : Complete Assembly Only.

& : Part No. requires additional components for installation.

# MAZDA

Model	Year	Engine Type	Body Type	Remarks	AISIN No.	Genuine No.	
<b>MX-6</b>	2500	91.11-96.01	KL	GE5B	C/ #0102488-	—	8AK2-15-010
		94.05-96.01	KL	GE5S		—	8AK2-15-010
<b>PARKWAY</b>	3000	81.10-84.03	HA	WVLSF,WVVF4B		<b>WPZ-005</b>	8AW1-15-100
	3500	84.05-90.09	SL	WVL4B		—	SL01-15-100F
<b>PERSONA</b>	1800	88.10-90.02	F8	MA8P	-C/ #0112176	<b>WPZ-002</b>	8AK1-15-010
		90.02-92.03	F8	MA8P	DOHC>C/ #0112177-	—	8AG2-15-010C
	2000	88.10-92.03	FE	MAEP		—	8AG2-15-010C
<b>PREMACY</b>	1800	99.02-05.02	FP	CP8W		—	8AG8-15-010
		01.07-02.05	FP-DE	CPEW		—	FP01-15-010G
	2000	01.06-05.02	FS-ZE	CPEW		—	FP01-15-010F
		05.02-	LF	CREW		<b>WPZ-043</b>	L327-15-100
	2300	05.02-	L3	CR3W		<b>WPZ-043</b>	L327-15-100
<b>PROBE, FORD PROBE</b>	2200	88.05-89.07	F2	BTS		<b>WPZ-002</b>	8AK1-15-010
		89.09-		PT2,PTA	4CYL,For Export Only	<b>WPZ-002</b>	E92Z-8501A
		89.09-		PT2,PTA	4CYL,For Export Only	<b>WPZ-002</b>	F02Z-8501A
		89.11-92.02	F2	PT2,PTA		<b>WPZ-002</b>	8AK1-15-010
	2500	92.09-	KL	CT2		—	8AE2-15-010
	3000	89.11-92.02	JE	PT2A,PT2X		—	ZZ40-15-010
<b>PROCEED</b>	2600	89.11-99.02	G6	UF66M		—	G601-15-010D
<b>PROCEED, LEVANTE B-series</b>	2000	95.01-97.11	RF	TJ31W		—	RF95-15-010C
		95.02-96.09	H20A	TF11W, TJ11W		—	1A50-15-010
		96.10-97.11	J20A	TF51W		—	1A50-15-010
		96.10-97.11	J20A	TJ51W		—	1A51-15-010D
		97.11-99.09	J20A	TF52W, TJ52W		—	1A51-15-010D
		98.02-99.09	RF	TJ32W		—	RF95-15-010C
	2500	98.02-99.09	RF	TJ32W		—	RF95-15-100B
		96.02-99.02	G5	UV56R		—	G601-15-010D
		96.10-97.11	H25A	TJ61W		—	1A50-15-010
		98.02-99.09	H25A	TJ62W		—	1A50-15-010
2600	89.11-99.02	G6	UF66M		—	G601-15-010D	
	90.12-96.01	G6	UV66R		—	G601-15-010D	
<b>PROCEED, MARVIE</b>	2500	96.02-99.02	G5	UV56R		—	G601-15-010D
		96.02-99.02	WL	UVL6R		—	WL11-15-100E
	2600	90.12-96.01	G6	UV66R		—	G601-15-010D
<b>REVUE</b>	1300	90.08-99.02	B3	DB3PA		<b>WPZ-001</b>	8AD2-15-010A
		95.12-99.02	B3	DB3PA		<b>WPZ-001</b>	B3C7-15-010
	1500	90.08-99.02	B5	DB5PA		<b>WPZ-001</b>	8AD2-15-010A
<b>ROADSTER</b>	1600	89.06-93.08	B6	NA6CE		<b>WPZ-003</b>	B660-15-010E
		97.12-05.08	B6	NB6C		—	B6BF-15-010F
	1800	93.08-97.12	BP	NA8C		—	B6BF-15-010F
		97.12-05.08	BP	NB8C		—	B6BF-15-010F
	2000	05.08-	LF	NCEC		<b>WPZ-043</b>	LF94-15-100A
<b>RX-7</b>	1300	85.09-89.07	13B	FC3S	ATM -C/ #0110536	—	N319-15-010C
		85.09-89.07	13B	FC3S	ATM C/ #0110537-0200000	—	8AF9-15-010
		85.09-89.07	13B	FC3S	MTM -C/ #0110536	—	8AF4-15-010
		85.09-89.07	13B	FC3S	MTM C/ #0110537-0200000	—	8AF4-15-010A

※ : Components may slightly differ from GENUINE No.

◇ : Complete Assembly Only.

& : Part No. requires additional components for installation.

# MAZDA

MAZDA

Model	Year	Engine Type	Body Type	Remarks	AISIN No.	Genuine No.	
<b>RX-7</b>	1300	87.08-89.07	13B	FC3C	ATM -C/ #0200000	—	8AF9-15-010
		87.08-89.07	13B	FC3C	MTM -C/ #0200000	—	8AF4-15-010A
		89.01-91.10	13B	FC3S	ATM C/ #0200001-	—	8AFD-15-010
		89.01-91.10	13B	FC3S	MTM C/ #0200001-0226526	—	8AFD-15-010
		89.01-91.10	13B	FC3S	MTM C/ #0226527-	—	8ABA-15-010
		89.01-92.12	13B	FC3C	ATM C/ #0200001-	—	8AFD-15-010
		89.01-92.12	13B	FC3C	MTM C/ #0200001-0201025	—	8AFD-15-010
		89.01-92.12	13B	FC3C	MTM C/ #0201026-	—	8ABA-15-010
		91.10-93.07	13B	FD3S	ATM -C/ #0100229	—	N3A2-15-010B
		91.10-93.07	13B	FD3S	ATM C/ #0100230-0106809	—	N3A2-15-010C
		91.10-93.07	13B	FD3S	ATM C/ #0106810-0118184	—	N3A2-15-010D
		91.10-93.07	13B	FD3S	MTM -C/ #0100229	—	N3A1-15-010B
		91.10-93.07	13B	FD3S	MTM C/ #0100230-0106809	—	N3A1-15-010C
		91.10-93.07	13B	FD3S	MTM C/ #0106810-0118184	—	N3A1-15-010D
		91.10-94.07	13B	FD3S	ATM C/ #0118185-0202151	—	N3C2-15-010
		91.10-95.12	13B	FD3S	MTM C/ #0118185-0400000	—	N3C1-15-010D
		93.07-95.12	13B	FD3S	ATM C/ #0202152-0400000	—	N3C2-15-010D
		95.12-01.10	13B	FD3S	W/ P=ASSY C/ #0400001-	—	N3F1-15-010
95.12-01.10	13B	FD3S	W/ P=SET C/ #0400001-	—	8AF4-15-100A		
<b>RX-8</b>	1300	08.02-08.02	13B-MSP	SE3P		—	N3R1-15-100
	1308	03.04-	13B-MSP	SE3P		—	N3H1-15-100A
<b>SCRUM</b>	660	90.02-91.09	F6A	DG51B/ 51T/ 51V		—	ZZSA-15-010A
		90.02-91.09	F6A	DH51T/ 51V		<b>WPS-005</b>	ZZSA-15-010A
		91.09-98.10	F6A	DJ51B/ 51T		<b>WPS-003</b>	ZZS0-15-010B
		91.09-98.10	F6A	DK51B/ 51T		<b>WPS-003</b>	ZZS0-15-010B
		91.09-98.10	F6A	DL51V		<b>WPS-003</b>	ZZS0-15-010B
		91.09-98.10	F6A	DM51V		<b>WPS-003</b>	ZZS0-15-010B
		99.01-99.12	F6A	DG52T	-180000	<b>WPS-023</b>	1A03-15-010
		99.01-99.12	F6A	DG52V	-160000	<b>WPS-023</b>	1A03-15-010
		99.01-99.12	F6A	DH52T	-180000	<b>WPS-023</b>	1A03-15-010
		99.01-99.12	F6A	DH52V	-160000	<b>WPS-023</b>	1A03-15-010
		99.12-01.11	F6A	DG52T	180001-	<b>WPS-024</b>	1A06-15-010
		99.12-01.11	F6A	DG52V	160001-	<b>WPS-024</b>	1A06-15-010
		99.12-01.11	F6A	DH52T	180000-	<b>WPS-024</b>	1A06-15-010
		99.12-01.11	F6A	DH52V	160000-	<b>WPS-024</b>	1A06-15-010
		01.09-05.09	K6A	DG62T, 62V, 62W		<b>WPS-053</b>	1A09-15-010
		02.05-05.09	K6A	DG63T		<b>WPS-053</b>	1A09-15-010
		05.09-	K6A	DG64V, 64W		<b>WPS-049</b>	1A20-15-010A
		05.09-	K6A	DG64V, 64W		—	1A21-15-010
<b>SENTIA, MS-9</b>	2500	91.03-96.01	J5	HD5S		—	8AH7-15-010C
		93.11-96.01	J5	HD5P		—	8AH7-15-010C
	3000	91.03-96.01	JE	HDES		—	8AH7-15-010C
		93.11-96.01	JE	HDEP		—	8AH7-15-010C
		95.10-00.09	JE	HEEA	EXCLUS, ROYAL	—	JE48-15-010E
		95.10-00.09	JE	HEEA	LTD, LTDG	—	8AH9-15-010
		95.10-00.09	JE	HEEP	LTD,LTDG	—	8AH9-15-010

※ : Components may slightly differ from GENUINE No.

◇ : Complete Assembly Only.

& : Part No. requires additional components for installation.

# MAZDA

Model	Year	Engine Type	Body Type	Remarks	AISIN No.	Genuine No.	
<b>SENTIA, MS-9</b>	3000	97.09-00.09	JE	HEEP	EXCLUS, ROYAL	—	JE48-15-010E
<b>SPECTRON, J80, J100 E-series</b>	1400	83.09-90.06	UC	SS48VF	SILENCER	—	8AS2-15-010A
		83.12-90.07	UC	SE48TF		—	8AS2-15-010A
	1500	90.07-95.08	D5	SE58TF,SS58VF		—	8AS2-15-010A
	1800	87.09-90.06	F8	SS88MF	C/ #0250001-	<b>WPZ-002</b>	8AK1-15-010A
		95.08-	F8	SE88TF		<b>WPZ-002</b>	8AK1-15-010
		95.08-96.09	F8	SS88VF		<b>WPZ-002</b>	8AK1-15-010A
		96.09-99.05	F8	SS88HF		<b>WPZ-002</b>	8AK1-15-010A
	2000	83.09-95.09	RF	SSF8WF	C/ #0150150-	<b>WPZ-014</b>	8AG6-15-010A
		83.12-93.08	RF	SEF8TF	C/ #0100200-	<b>WPZ-014</b>	8AG6-15-010A
		84.10-95.08	RF	SSF8VF	C/ #0150181-	<b>WPZ-014</b>	8AG6-15-010A
		86.11-93.08	FE	SSE8RF		<b>WPZ-002</b>	8AK1-15-010A
		86.11-95.08	FE	SSE8WF		<b>WPZ-002</b>	8AK1-15-010A
		87.09-95.08	FE	SREAVF	C/ #0250001-	<b>WPZ-002</b>	8AK1-15-010A
		87.09-97.05	FE	SDEATF	C/ #0250001-	<b>WPZ-002</b>	8AK1-15-010A
		88.12-97.10	RF	SSF8RF		—	8AG6-15-010A
	2200	86.11-90.02	R2	SS28RF		—	8AG6-15-010A
		86.11-96.09	R2	SS28MF		—	8AG6-15-010A
		87.09-92.12	R2	SR2AVF		—	8AG6-15-010A
		87.09-97.05	R2	SD29MF		—	8AG6-15-010A
		87.09-97.05	R2	SD2ATF		—	8AG6-15-010A
		87.09-97.05	R2	SR2AMF		—	8AG6-15-010A
		93.08-96.09	R2	SS28VF		—	8AG6-15-010A
		93.09-96.09	R2	SE28TF		—	8AG6-15-010A
		96.09-99.05	R2	SE28TF		—	8AG2-15-100B
		96.09-99.05	R2	SE28VF		—	8AG2-15-100B
	2500	97.04-99.06	WL	SD5ATF		—	8ALA-15-100A
		97.04-99.06	WL	SR5AMF,SR5AVF		—	8ALA-15-100A
3000		92.02-97.05	VS	SRSAVF		—	8AS1-15-100
<b>SPIANO</b>	660	02.01-07.05	K6A	HF21S		<b>WPS-027</b>	1A13-15-010C
		04.04-04.09	K6A	HF21S		<b>WPS-036</b>	1A12-15-010C
		06.04-07.05	K6A	HF21S		—	1A17-15-010A
		07.05-08.09	K6A	HF21S		※ <b>WPS-027</b>	1A18-15-010B
<b>TELSTAR, TELSTAR II</b>	1800	87.04-89.05	F8	GD8AF	-C/ #0200000	<b>WPZ-002</b>	8AK1-15-010
		87.04-89.05	F8	GD8PF	EGIGHIA -C/ #0200000	<b>WPZ-002</b>	8AK1-15-010
		87.04-91.10	F8	GD8PF	EXCEPT (EGI) CHIA ATM	<b>WPZ-002</b>	8AK1-15-010
		87.04-91.10	F8	GD8PF	EXCEPT (EGI) CHIA MTM	<b>WPZ-002</b>	8AK1-15-010
		87.04-91.10	F8	GD8PF	EXCEPT (GHIA)	<b>WPZ-002</b>	8AK1-15-010
		89.04-91.10	F8	GD8AF	C/ #0200001-	—	8AG2-15-010C
		89.04-91.10	F8	GD8PF	EGIGHIA C/ #0200001-	—	8AG2-15-010C
		89.04-91.10	F8	GD8PF	EXCEPT (EGI) CHIA ATM DOHC	—	8AG2-15-010C
		89.04-91.10	F8	GD8RF		—	8AG2-15-010C
		91.10-94.07	K8	GE8PF	-C/ #0103264	—	8AE2-15-010
		91.10-94.07	K8	GE8PF	C/ #0103265-	—	8AK2-15-010

※ : Components may slightly differ from GENUINE No.

◇ : Complete Assembly Only.

& : Part No. requires additional components for installation.

# MAZDA

MAZDA

Model	Year	Engine Type	Body Type	Remarks	AISIN No.	Genuine No.	
TELSTAR, TELSTAR II	1800	92.08-97.10	F8	GV8WF		—	8AG2-15-010C
		94.07-97.06	FP	CG2PPF		—	8AG8-15-010
		97.06-99.08	FP	GF8PF		—	8AG8-15-010
		97.10-99.08	FP	GW8WF		—	8AG8-15-010
	2000	87.04-91.10	FE	GDEAF,GDEPF		—	8AG2-15-010C
		87.04-91.10	FE	GDERF		—	8AG2-15-010C
		87.07-91.10	RF	GDFPF		—	8AGA-15-010
		90.08-97.10	FE	GVERF		—	8AG2-15-010C
		90.08-97.10	RF	GVFWF		—	8AGA-15-010
		91.10-94.07	FS	GESRF		—	8AG9-15-010
		91.10-94.07	KF	GEEPF	-C/ #0104591	—	8AE2-15-010
		91.10-96.01	KF	GEEPF	C/ #0104592-	—	8AK2-15-010
		92.04-95.10	RF	GEFPF		—	8AGA-15-010
		92.08-97.10	RF	GVFRF		—	8AGA-15-010
		94.07-97.06	FS	CG2SPF, CG2SRF		—	8AG9-15-010
		96.06-97.10	FE	GVEWF		—	8AG2-15-010C
		97.06-99.08	FS	GFEPF		—	8AG9-15-010
		97.06-99.08	FS	GFERF		—	8AG9-15-010
	97.10-99.08	FS	GWERF, GWEWF		—	8AG9-15-010	
	2500	92.04-94.07	KL	GE5PF	-C/ #0100608	—	8AE2-15-010
92.04-96.01		KL	GE5PF	C/ #0100609-	—	8AK2-15-010	
97.10-99.08		KL	GW5RF		—	8AK2-15-010	
TITAN	2000	00.10-	FE	SYE4T, SYE6T		<b>WPZ-002</b>	8AK1-15-010
	2500	80.10-83.02	XA	WEW051		<b>WPZ-005</b>	8AW1-15-100A
		84.01-89.05	XA	WE5AT		<b>WPZ-005</b>	SE01-15-100
		84.01-89.05	XA	WE5AT		<b>WPZ-005</b>	SEA1-15-100B
		89.04-92.01	XA	WG5AT		<b>WPZ-005</b>	8AW3-15-100A
		00.10-	WL	SY54L, SY56L		—	WL11-15-100E
		00.10-	WL	SY54T, SY56T		—	WL11-15-100E
	3000	80.10-83.02	HA	WEX0F1Z		<b>WPZ-005</b>	8AW1-15-100A
		80.10-83.02	HA	WEY0F1,WEY0F2		<b>WPZ-005</b>	8AW1-15-100A
		80.10-84.02	HA	WEW0F1,WEW0F1D		<b>WPZ-005</b>	8AW1-15-100A
		83.03-89.05	HA	WEF4C/ 4T/ AD/ AT		<b>WPZ-005</b>	8AW3-15-100A
		83.03-89.05	HA	WEF4H,WEFAE		<b>WPZ-005</b>	8AW1-15-100A
		89.04-92.01	HA	WGFAT	-C/ #0170000	<b>WPZ-005</b>	8AW3-15-100A
		89.05-92.01	HA	WGFAD		<b>WPZ-005</b>	8AW3-15-100A
		91.12-95.05	HA	WGFAT	C/ #0170001-	<b>WPZ-005</b>	8AW3-15-100B
		95.05-99.04	VS	WGSAT		—	VS10-15-100
		99.05-00.05	VS	WGSAT		—	VS21-15-100
		00.05-	VS	WHS5T		—	VS21-15-100
	3500	84.01-89.05	SL	WEL1D		<b>WPZ-004</b>	8AW4-15-100A
		84.01-89.05	SL	WEL4C/ 4D/ 4H/ 4T		<b>WPZ-004</b>	8AW4-15-100A
84.01-89.05		SL	WEL7T		<b>WPZ-004</b>	8AW4-15-100A	
84.01-89.05		SL	WELAC/ AD/ AE/ AF	AK/ AM/ AN/ AT	<b>WPZ-004</b>	8AW4-15-100A	
84.01-89.05		SL	WELAE/ AF/ AM/ AT		<b>WPZ-004</b>	8AW2-15-100A	
87.02-89.05		SL	WEL4C/ 4H/ 4T	W/ P=w/ Pulley	—	SL01-15-100F	

※ : Components may slightly differ from GENUINE No.

◇ : Complete Assembly Only.

& : Part No. requires additional components for installation.

# MAZDA

Model	Year	Engine Type	Body Type	Remarks	AISIN No.	Genuine No.	
<b>TITAN</b>	3500	87.02-89.05	SL	WEL4M		<b>WPZ-004</b>	8AW4-15-100A
		87.02-89.05	SL	WEL4M	W/ P=w/ Pully	—	SL01-15-100F
		87.02-89.05	SL	WEL7T	W/ P=w/ Pully	—	SL01-15-100F
		87.02-89.05	SL	WELAE/ AF/ AM/ AT	W/ P=w/ Pully	—	SL01-15-100F
		89.04-91.12	SL	WGL4H,WGL7H	-C/ #0170000	<b>WPZ-004</b>	8AW4-15-100A
		89.04-91.12	SL	WGL4M,WGLAM	-C/ #0170000	<b>WPZ-004</b>	8AW8-15-100
		89.04-91.12	SL	WGL4S,WGL7T		<b>WPZ-004</b>	8AW4-15-100A
		89.04-91.12	SL	WGLAF	TRUCK -C/ #0170000	<b>WPZ-004</b>	8AW4-15-100A
		89.04-92.01	SL	WGL4T,WGLAT	-C/ #0170000	<b>WPZ-004</b>	8AW4-15-100A
		89.04-92.01	SL	WGLAD,WGLAK	-C/ #0170000	<b>WPZ-004</b>	8AW4-15-100A
		89.04-92.01	SL	WGLAF	SHASY -C/ #0170000	<b>WPZ-004</b>	8AW4-15-100A
		89.04-92.01	SL	WGLAN	-C/ #0170000	<b>WPZ-004</b>	8AW8-15-100
		91.12-95.05	SL	WGL4H, WGL7H	C/ #0170001-	—	8AWB-15-100
		91.12-95.05	SL	WGL4M, WGLAM	C/ #0170001-	<b>WPZ-004</b>	8AW8-15-100
		91.12-95.05	SL	WGL4T, WGLAT	C/ #0170001-	—	8AWB-15-100
	91.12-95.05	SL	WGLAF	TRUCK C/ #0170001-	—	8AWB-15-100	
	92.01-95.05	SL	WGLAD, WGLAK	C/ #0170001-	—	8AWB-15-100	
	92.01-95.05	SL	WGLAF	SHASY C/ #0170001-	—	8AWB-15-100	
	92.01-95.05	SL	WGLAN	C/ #0170001-	—	8AWB-15-100	
	4000	89.04-91.12	TF	WGT4H,WGT4T	-C/ #0170000	—	8AW5-15-100
		89.04-91.12	TF	WGT7H,WGT7T		—	8AW5-15-100
		89.05-91.12	TF	WGTAE,WGTAT	-C/ #0170000	—	8AW5-15-100
		89.05-92.01	TF	WGT1D	-C/ #0170000	—	8AW5-15-100
		89.05-92.01	TF	WGTADE,WGTAK	-C/ #0170000	—	8AW5-15-100
		90.07-92.01	TF	WGT7V	-C/ #0170000	—	8AW5-15-100
		91.12-95.05	TF	WGT4H, WGT4T	C/ #0170001-	—	8AWA-15-100A
		91.12-95.05	TF	WGTAE, WGTAT	C/ #0170001-	—	8AWA-15-100A
		92.01-95.05	TF	WGT1D	C/ #0170001-	—	8AWA-15-100A
		92.01-95.05	TF	WGT7V	C/ #0170001-	—	8AWA-15-100A
		92.01-95.05	TF	WGTADE, WGTAK	C/ #0170001-	—	8AWA-15-100A
		95.05-00.05	TF	WGE1T, WGE4T		—	8AWA-15-100A
		95.05-00.05	TF	WGEAD/ EAH/ EAT		—	8AWA-15-100A
		95.05-00.05	TF	WGFAK		—	8AWA-15-100A
4300		95.05-00.05	4HF1	WG31T, WG34T		<b>WPG-015</b>	YJ01-15-100
	95.05-00.05	4HF1	WG3AD/ 3AH/ 3AT		<b>WPG-015</b>	YJ01-15-100	
	95.05-00.05	4HF1	WG3AM, WG3AN		—	YJ20-15-100	
	95.05-00.05	4HF1	WGJ4T		<b>WPG-015</b>	YJ01-15-100	
	00.04-	4HF1	WH35D/ H/ T		<b>WPG-015</b>	YJ01-15-100A	
	00.05-	4HF1	W38H		<b>WPG-015</b>	YJ01-15-100A	
	00.05-	4HF1	WH33F/ G		<b>WPG-015</b>	YJ01-15-100A	
	00.05-	4HF1	WH38H		<b>WPG-015</b>	YJ01-15-100A	
	00.05-	4HF1	WH3H/ HH		<b>WPG-015</b>	YJ01-15-100A	
4600	91.12-95.05	TM	WGM4H/ 4S/ 4T		—	8AWA-15-100A	
	91.12-95.05	TM	WGM7H, WGM7T		—	8AWA-15-100A	
	92.01-95.05	TM	WGM1D, WGMAD		—	8AWA-15-100A	
	93.06-95.05	TM	WGMAF		—	8AWA-15-100A	

※ : Components may slightly differ from GENUINE No.

◇ : Complete Assembly Only.

& : Part No. requires additional components for installation.

MAZDA

# MAZDA

Model	Year	Engine Type	Body Type	Remarks	AISIN No.	Genuine No.	
<b>TITAN</b>	4600	95.05-00.05	4HG1	WG61D/ 1H/ 1K/ 1T		<b>WPG-015</b>	YJ01-15-100
		95.05-00.05	4HG1	WG64H, WG64T		<b>WPG-015</b>	YJ01-15-100
		95.05-00.05	4HG1	WG67H, WG67T		<b>WPG-015</b>	YJ01-15-100
		95.05-00.05	4HG1	WG6AD/ AF/ AK/ AT		<b>WPG-015</b>	YJ01-15-100
		95.05-00.05	4HG1	WGZ4T		<b>WPG-015</b>	YJ01-15-100
		00.04-	4HG1	WH65D/ G/ H/ T		<b>WPG-015</b>	YJ01-15-100A
		00.05-	4HG1	WH63F/ G/ H		<b>WPG-015</b>	YJ01-15-100A
		00.05-	4HG1	WH68G/ H		<b>WPG-015</b>	YJ01-15-100A
		00.05-	4HG1	WH69G/ H		<b>WPG-015</b>	YJ01-15-100A
		00.05-	4HG1	WH6HD/ H		<b>WPG-015</b>	YJ01-15-100A
<b>VERISA</b>	1500	04.06-	ZY	DC5R		—	ZJ01-15-010B
		04.06-	ZY	DC5W		—	ZJ01-15-010B

MAZDA

※ : Components may slightly differ from GENUINE No.  
 ◇ : Complete Assembly Only.  
 & : Part No. requires additional components for installation.



# SPECIFIC INDEX FOR HONDA

CAR NAME	PAGE
ACCORD, VIGOR, ASCOT, INSPIRE, RAFAGA, SABER, ACURA TL (1999-2003)	110
ACTY, STREET	111
AIRWAVE	111
AVANCIER	111
BEAT	112
CAPA	112
CITY JAZZ	112
CIVIC	112
CONCERTO	113
CR- V	113
CR- X	113
CR- Z	113
CROSSROAD	114
DOMANI	114
EDIX	114
ELEMENT	114
ELYSION	114
FIT JAZZ	114
FIT SHUTTLE	114
FREED	114
HR- V	114
INSIGHT	114
INTEGRA ACURA INTEGRA, ACURA RS-X	115
LAGREAT ODYSSEY	115

CAR NAME	PAGE
LEGEND, ACURA RL	115
LIFE JAZZ	115
LOGO	116
MDX ACURA MDX	116
MOBILIO	116
MOBILIO SPIKE	116
N BOX	116
NSX ACURA NSX	116
ODYSSEY SHUTTLE	116
ORTHIA	116
PARTNER	116
PRELUDE	117
S- MX	117
S2000	117
STEPWGN	117
STEPWGN SPADA	117
STREAM	117
THAT'S	117
TODAY	118
TORNEO	118
VAMOS	118
Z	118
ZEST	118

# HONDA

Model	Year	Engine Type	Body Type	Remarks	AISIN No.	Genuine No.			
ACCORD, VIGOR, ASCOT, INSPIRE, RAFAGA, SABER, ACURA TL (1999-2003)	1800	85.06-89.10	A18A	CA1	-100/ 106/ 120/ 130	<b>WPH-003</b>	19210-PH1-305		
		85.06-89.10	B18A	CA2	-100/ 106/ 120/ 130	<b>WPH-023</b>	19210-PH3-305		
		89.09-91.07	F18A	CB2	-100/ 110	<b>WPH-001</b>	19200-P0A-003		
		89.09-93.10	F18A	CB1	-100/ 110/ 120/ 130	<b>WPH-001</b>	19200-P0A-003		
		93.09-97.09	F18B	CD3	-100/ 110/ 120/ 130	<b>WPH-001</b>	19200-P0A-003		
		97.08-	F18B	CF3	-100/ 110/ 120/ 130	<b>WPH-001</b>	19200-P0A-003		
	2000	85.06-89.10	B20A	CA3	-100/ 106/ 120/ 130	<b>WPH-023</b>	19210-PH3-305		
		87.05-89.10	A20A	CA5	-100/ 110	<b>WPH-003</b>	19210-PH1-305		
		88.04-90.04	A20A3	CA6	-100/ 110	<b>WPH-003</b>	19210-PH1-515		
		89.09-91.05	G20A	CB5	-100 -E/ #1112103	<b>WPH-004</b>	19200-PV0-003		
		89.09-93.10	F20A	CB3	-100/ 110/ 120/ 130>DOHC	<b>WPH-019</b>	19200-PT2-013		
		89.09-93.10	F20A	CB3	-100/ 110/ 120/ 130>SOHC	<b>WPH-001</b>	19200-P0A-003		
		89.09-93.10	F20A	CB4	-100/ 110/ 120/ 130>DOHC	<b>WPH-019</b>	19200-PT2-013		
		89.09-93.10	F20A	CB4	-100/ 110/ 120/ 130>SOHC	<b>WPH-001</b>	19200-P0B-A01		
		89.09-95.02	G20A	CB5	-100/ 120/ 130 E/ #1112104-	<b>WPH-004</b>	19200-P1R-003		
		90.04-94.02	F20A	CB6	-100/ 110	<b>WPH-019</b>	19200-PT2-013		
		92.01-97.02	G20A	CC3	-100	<b>WPH-004</b>	19200-P1R-003		
		92.03-97.09	F20A	CB3	-700/ 710>DOHC	<b>WPH-019</b>	19200-PT2-013		
		92.03-97.09	F20A	CB3	-700/ 710>SOHC	<b>WPH-001</b>	19200-P0B-A01		
		92.03-97.09	F20A	CB4	-700/ 710>DOHC	<b>WPH-019</b>	19200-PT2-013		
		92.03-97.09	F20A	CB4	-700/ 710>SOHC	<b>WPH-001</b>	19200-P0B-A01		
		93.09-97.09	F20B	CD4	-100/ 110/ 120/ 130	<b>WPH-001</b>	19200-P0A-003		
		93.10-98.03	G20A	CE4	-100/ 110	<b>WPH-004</b>	19200-P1R-003		
		95.02-98.10	G20A	UA1	-100/ 110	<b>WPH-004</b>	19200-P1R-003		
		97.08-00.06	F20B	CF4	-100/ 110/ 115>2.0VTS/ LEV	<b>WPH-001</b>	19200-P0A-003		
		97.08-02.10	F20B	CF4	-100/ 110>SIR, SIRT, SIR-S	—	19200-P13-003		
		97.08-02.10	F20B	CF5	-100/ 110/ 115/ 120/ 130	<b>WPH-001</b>	19200-P0A-003		
		99.07-00.06	F20B	CF4	-115	<b>WPH-001</b>	19200-P0A-003		
		00.06-02.10	F20B	CL3	-100/ 110	<b>WPH-001</b>	19200-P0A-003		
		02.10-	K20A	CL7		<b>WPH-058</b>	19200-RBB-003		
		02.10-	K20A	CL8	-100/ 105/ 110/ 500/ 505	—	19200-PRB-003		
		02.10-08.12	K20A	CL7,CL8,CM1		<b>WPH-058</b>	19200-RFE-003		
		04.10-	K20A	CM1	-100	—	19200-PRB-013		
		04.10-08.12	K20A	CM1		—	19200-PRB-013		
		04.10-08.12	K20A	CM1		<b>WPH-058</b>	19200-RFE-003		
		11.02-	R20A	CU1, CW1		—	19200-RZP-013		
			2200	91.04-94.02	F22A	CB9	-110/ 120/ 125/ 130	<b>WPH-001</b>	19200-P0A-003
				92.01-94.02	F22A	CB7	-120/ 125	<b>WPH-001</b>	19200-P0A-003
93.09-96.06	H22A			CD6	-100/ 110/ 120	—	19200-P13-000		
93.09-97.09	F22B			CD5	-100/ 110/ 120/ 130	<b>WPH-001</b>	19200-P0A-003		
94.02-97.09	F22B			CD7	-140/ 150/ 160	<b>WPH-001</b>	19200-P0A-003		
94.02-97.09	F22B			CE1	-140/ 150/ 160/ 170	<b>WPH-001</b>	19200-P0A-003		
94.02-97.09	H22A			CD8	-140/ 150/ 160	—	19200-P13-000		
96.06-97.09	H22A			CD6	-130	—	19200-P13-003		
96.08-97.09	H22A			CF2	-170	—	19200-P13-003		
2300	92.03-97.09			H23A	CC4	-100/ 110	—	19200-P14-A00	

※ : Components may slightly differ from GENUINE No.

◇ : Complete Assembly Only.

& : Part No. requires additional components for installation.

# HONDA

Model	Year	Engine Type	Body Type	Remarks	AISIN No.	Genuine No.	
ACCORD, VIGOR, ASCOT, INSPIRE, RAFAGA, SABER, ACURA TL (1999-2003)	2300	92.03-97.09	H23A	CC5	-100/ 110	—	19200-P14-A00
		97.10-	F23A	CF6	-100/ 110/ 120/ 130	<b>WPH-001</b>	19200-P0A-003
		97.10-	F23A	CF7	-100/ 110/ 120/ 130	<b>WPH-001</b>	19200-P0A-003
		98.12-	H23A	CH9	-100/ 110/ 120	—	19200-P13-003
		00.06-	H23A	CL2	-100/ 110	—	19200-P13-003
	2400	02.10-	K24A	CL9	-100/ 105/ 110/ 500/ 505	—	19200-PRB-013
		02.10-	K24A	CM2	-100/ 105/ 110/ 300/ 305/ 310	—	19200-PRB-013
		02.10-	K24A	CM2	-500/ 505/ 700/ 705	—	19200-PRB-013
		02.10-08.12	K24A	CL9,CM2,CM3		<b>WPH-058</b>	19200-RFE-003
		02.11-	K24A	CM3	-100/ 105/ 110	—	19200-PRB-013
		03.06-	K24A	YH2		<b>WPH-054</b>	19200-RAA-A01
		03.07-04.10	K24A	CM3	-500/ 505/ 700/ 705	—	19200-PRB-013
	2500	92.01-97.02	G25A	CC2	-100	<b>WPH-004</b>	19200-P1R-003
		92.01-97.02	G25A	CC3	-100	<b>WPH-004</b>	19200-P1R-003
		93.10-98.03	G25A	CE5	-100/ 110	<b>WPH-004</b>	19200-P1R-003
		95.02-98.10	G25A	UA1	-100/ 110	<b>WPH-004</b>	19200-P1R-003
		95.02-98.10	G25A	UA2	-100/ 110	<b>WPH-004</b>	19200-P1R-003
		98.10-	J25A	UA4	-100/ 110/ 120/ 130/ 140/ 150	<b>WPH-800</b>	19200-P8A-A03
	3200	95.06-98.10	G32A	UA3	-100/ 110	—	19200-P5G-004
		98.10-	J32A	UA5	-100/ 110/ 120/ 130	<b>WPH-800</b>	19200-P8A-A03
3500					<b>WPH-801</b>	19200-R70-A11	
	07.12-	J35A	CP3		<b>WPH-045</b>	19200-RDV-J01	
ACTY, STREET	660	90.02-91.07	E07A	HA3	-100	<b>WPH-033</b>	19200-P36-000
		90.02-91.07	E07A	HA4	-100	<b>WPH-033</b>	19200-P36-000
		90.02-91.07	E07A	HH3	-100	<b>WPH-033</b>	19200-P36-000
		90.02-91.07	E07A	HH4	-100	<b>WPH-033</b>	19200-P36-000
		91.07-99.05	E07A	HA3	-200/ 210/ 220/ 230	<b>WPH-033</b>	19200-P36-000
		91.07-99.05	E07A	HA4	-200/ 210/ 220/ 230	<b>WPH-033</b>	19200-P36-000
		91.07-99.05	E07A	HH3	-200/ 210/ 220/ 230	<b>WPH-033</b>	19200-P36-000
		91.07-99.06	E07A	HH4	-200/ 210/ 220/ 230	<b>WPH-033</b>	19200-P36-000
		94.05-99.07	E07A	HA3	-700/ 710/ 720	<b>WPH-033</b>	19200-P36-000
		94.05-99.07	E07A	HA4	-700/ 710/ 720	<b>WPH-033</b>	19200-P36-000
		95.08-99.05	E07A	HH3	-710/ 720	<b>WPH-033</b>	19200-P36-000
		95.08-99.06	E07A	HH4	-710/ 720	<b>WPH-033</b>	19200-P36-000
		95.12-99.05	E07A	HA5	-100	<b>WPH-033</b>	19200-P36-000
		99.05-	E07Z	HA6	-100/ 110/ 120/ 130/ 140/ 150	<b>WPH-041</b>	19210-PFB-003
		99.05-	E07Z	HA7	-100/ 110/ 120/ 130/ 140/ 150	<b>WPH-041</b>	19210-PFB-003
		99.06-	E07Z	HH5	-100/ 110/ 120/ 130/ 140/ 150	<b>WPH-041</b>	19210-PFB-003
		99.06-	E07Z	HH6	-100/ 110/ 120/ 130/ 140/ 150	<b>WPH-041</b>	19210-PFB-003
		99.06-03.04	E07Z	HH5	-300/ 310/ 320/ 330	<b>WPH-041</b>	19210-PFB-003
		99.06-03.04	E07Z	HH6	-300/ 310/ 320/ 330	<b>WPH-041</b>	19210-PFB-003
		99.07-	E07Z	HA6	-300/ 310/ 320/ 330/ 340/ 350	<b>WPH-041</b>	19210-PFB-003
99.07-	E07Z	HA7	-300/ 310/ 320/ 330/ 340/ 350	<b>WPH-041</b>	19210-PFB-003		
AIRWAVE	1500	05.04-	L15A	GJ1		<b>WPH-043</b>	19200-PWA-003
		05.04-	L15A	GJ2		<b>WPH-043</b>	19200-PWA-003
AVANCIER	2300	99.09-03.06	F23A	TA1	-100/ 105/ 110	<b>WPH-001</b>	19200-P0A-003

※ : Components may slightly differ from GENUINE No.

◇ : Complete Assembly Only.

& : Part No. requires additional components for installation.

HONDA

# HONDA

Model	Year	Engine Type	Body Type	Remarks	AISIN No.	Genuine No.		
<b>AVANCIER</b>	2300	99.09-03.06	F23A	TA2	-100/ 105/ 110	<b>WPH-001</b>	19200-P0A-003	
	3000	99.09-03.06	J30A	TA3	-100/ 105/ 110	<b>WPH-800</b>	19200-P8A-A03	
		00.02-03.06	J30A	TA4	-100/ 105/ 110	<b>WPH-800</b>	19200-P8A-A02	
<b>BEAT</b>	660	91.05-	E07A	PP1	-100/ 110	<b>WPH-033</b>	19200-P36-000	
<b>CAPA</b>	1500	98.04-	D15B	GA4	-100/ 120/ 130	<b>WPH-011A</b>	19200-P2A-004	
		99.09-	D15B	GA6	-100/ 110	<b>WPH-011A</b>	19200-P2A-004	
<b>CITY JAZZ</b>	1200	86.09-88.09	D12A	GA1	-100	—	19200-PJ7-003	
		88.10-94.06	D12A	GA1	-100	—	19200-PJ7-J01	
	1300	88.10-94.06	D13C	GA2	-100	—	19200-PJ7-J01	
<b>CIVIC</b>	1300	87.09-91.08	D13B	EF1	-100/ 110/ 120/ 130	<b>WPH-002</b>	19200-P01-004	
		87.10-89.09	D13B	EY2	-100/ 110	<b>WPH-002</b>	19200-P01-003	
		89.08-92.10	D13B	EF1	-320/ 330/ 520/ 530	<b>WPH-002</b>	19200-P01-003	
		89.08-97.02	D13B	EY2	-200/ 210/ 220/ 230	<b>WPH-002</b>	19200-P01-003	
		91.08-95.09	D13B	EG3	-100/ 110/ 120/ 130	<b>WPH-002</b>	19200-P01-004	
		91.08-95.09	D13B	EG7	-100/ 110/ 120/ 130	<b>WPH-002</b>	19200-P01-003	
		95.08-00.09	D13B	EK2	-100/ 110/ 120/ 130/ 140	<b>WPH-011A</b>	19200-P2A-003	
		95.08-00.09	D13B	EK2	-300/ 310/ 320/ 330/ 340	<b>WPH-011A</b>	19200-P2A-003	
		00.12-02.04	LDA	ES9		—	19200-PZA-013	
		05.05-	LDA	FD3		—	19200-RMX-003	
		1500	87.09-89.09	D15B	EF4	-100/ 110/ 300/ 310	<b>WPH-002</b>	19200-P01-003
			87.09-91.08	D15B	EF2	-100/ 110/ 120/ 130	<b>WPH-002</b>	19200-P01-004
	87.09-91.08		D15B	EF2	-300/ 310/ 320/ 330	<b>WPH-002</b>	19200-P01-003	
	87.09-97.02		D15B	EF2	-500/ 510/ 520/ 530/ 540/ 550	<b>WPH-002</b>	19200-P01-004	
	91.08-95.09		D15B	EG4-100/ 110/ 120/	130ETI,VTI	<b>WPH-006</b>	19200-P08-004	
	91.08-95.09		D15B	EG4-100/ 110/ 120/	130ML,MX	<b>WPH-002</b>	19200-P01-003	
	91.08-95.09		D15B	EG8-	130EXCEPT(PFI)	<b>WPH-002</b>	19200-P01-003	
	91.08-95.09		D15B	EG8-100/ 110/ 120/	130PFI	<b>WPH-006</b>	19200-P08-004	
	92.10-97.02		D15B	EY4-	-100/ 110	<b>WPH-002</b>	19200-P01-003	
	95.08-00.09		D15B	EK3-100/ 110/ 120/	130/ 140/ 150RI	<b>WPH-011A</b>	19200-P2A-003	
	95.08-00.09		D15B	EK3-100/ 110/ 120/	130/ 140/ 150VTI	<b>WPH-046</b>	19200-P2J-005	
	95.08-00.09		D15B	EK3-300/ 310/ 320/	330/ 340MI,ML,ML2	<b>WPH-011A</b>	19200-P2A-003	
	95.08-00.09		D15B	EK3-300/ 310/ 320/	330/ 350VI,VTIS	<b>WPH-046</b>	19200-P2J-005	
	00.09-		D15B	ES1		<b>WPH-055</b>	19200-PLA-005	
	00.09-		D15B	ES2		<b>WPH-055</b>	19200-PLA-005	
	00.09-03.09		D15B	EU1	-100/ 110/ 120/ 130/ 140	<b>WPH-055</b>	19200-PLA-005	
	00.09-03.09		D15B	EU2	-100/ 110/ 120	—	19200-PLA-003	
	01.12-03.09		D15B	EU1	-800/ 810/ 820/ 830	<b>WPH-055</b>	19200-PLA-005	
	01.12-03.09		D15B	EU2	-800/ 810	—	19200-PLA-003	
	1600		87.09-91.08	ZC	EF3	-100/ 110/ 120/ 130	<b>WPH-002</b>	19200-P01-004
			87.09-91.08	ZC	EF3	-300/ 310/ 320/ 330	<b>WPH-002</b>	19200-P01-004
			87.09-91.08	ZC	EF5	-100/ 110/ 120/ 130	<b>WPH-002</b>	19200-P01-003
			87.09-92.10	ZC	EF3	-500/ 510/ 520/ 530	<b>WPH-002</b>	19200-P01-004
			87.09-97.02	ZC	EF5	-300/ 310/ 320/ 330/ 340/ 350	<b>WPH-002</b>	19200-P01-004
		89.09-91.09	B16A	EF9	-100/ 110	—	19200-P30-003	
		91.08-95.09	B16A	EG6	-100/ 110/ 120/ 130	—	19200-P30-003	
		91.08-95.09	B16A	EG9	-100/ 110/ 120/ 130	—	19200-P30-003	

※ : Components may slightly differ from GENUINE No.

◇ : Complete Assembly Only.

& : Part No. requires additional components for installation.

# HONDA

Model	Year	Engine Type	Body Type	Remarks	AISIN No.	Genuine No.	
<b>CIVIC</b>	1600	91.08-95.09	ZC	EH1	-100/ 110/ 120/ 130	<b>WPH-002</b>	19200-P01-004
		92.05-95.09	ZC	EG5	-100	<b>WPH-002</b>	19200-P01-003
		92.10-97.02	ZC	EY5	-100/ 110	<b>WPH-002</b>	19200-P01-004
		93.02-96.12	D16A	EJ1	-130/ 140/ 150	<b>WPH-006</b>	19200-P08-003
		93.09-95.09	ZC	EJ3	-100/ 110	<b>WPH-006</b>	19200-P08-004
		95.08-00.09	B16A	EK4	-100/ 110/ 120/ 130/ 140	—	19200-P72-013
		95.08-00.09	B16A	EK4	-300/ 310/ 320/ 330/ 340	—	19200-P72-013
		95.08-00.09	D16A	EK5	-100/ 110/ 120/ 130/ 140	<b>WPH-011A</b>	19200-P2A-004
		96.01-96.12	D16A	EJ7	-160	<b>WPH-011A</b>	19200-P2A-004
		97.01-98.08	D16A	EK8	-100/ 110	<b>WPH-011A</b>	19200-P2A-004
	97.07-00.09	B16B	EK9	-100/ 110/ 120	—	19200-P72-013	
	1700	91.05-	D15B	EU3	-800/ 810/ 820/ 830	<b>WPH-055</b>	19200-PLC-005
		91.05-05.09	D17A	EU3, EU4		<b>WPH-055</b>	19200-PLC-003
		99.02-01.01	D17A	EN1	-110/ 190	<b>WPH-011A</b>	19200-P2A-A01
		00.09-	D15B	EU3	-100/ 110/ 120/ 130/ 140	<b>WPH-055</b>	19200-PLC-005
		00.09-	D15B	EU4	-100/ 110/ 120/ 130/ 140	—	19200-PLC-003
		00.09-	D17A	ES3	-100/ 110/ 120/ 130/ 140	<b>WPH-055</b>	19200-PLC-005
		01.01-	D17A	EN2	-100/ 110/ 120	<b>WPH-044</b>	19200-PLM-A01
		01.05-	D17A	ES3	-800/ 810/ 820/ 840	<b>WPH-055</b>	19200-PLC-003
	01.12-	D15B	EU4	-800/ 810/ 820/ 830	—	19200-PLC-003	
03.09-05.09	D17A	ET2		<b>WPH-055</b>	19200-PLC-003		
1800	05.09-	R18A	FD1		—	19200-RNA-A02	
2000	00.09-	K20A	EP3	-100/ 110/ 120/ 130	—	19200-PRB-A01	
	06.04-	K20A	FD2		<b>WPH-058</b>	19200-RFE-003	
	07.03-	K20A	FD2		—	19200-RBC-013	
<b>CONCERTO</b>	1500	88.06-92.09	D15B	MA1	-100/ 110/ 120	<b>WPH-002</b>	19200-P01-004
	1600	88.06-92.09	ZC	MA2	-100/ 110/ 120/ 300/ 310/ 320	<b>WPH-002</b>	19200-P01-003
		88.07-92.09	ZC	MA3	-100/ 110/ 120	<b>WPH-002</b>	19200-P01-004
<b>CR-V</b>	2000	95.10-98.12	B20B	RD1	-100/ 120	<b>WPH-047</b>	19200-P75-003
		96.09-01.08	B20B	RD1	-500/ 510/ 520/ 530	<b>WPH-047</b>	19200-P75-003
		96.09-01.08	B20B	RD1	-700/ 710	<b>WPH-047</b>	19200-P75-003
		98.12-01.08	B20B	RD2	-500/ 510	<b>WPH-047</b>	19200-P75-003
		01.08-04.09	K20A	RD4	-100/ 110/ 120/ 125	<b>WPH-060</b>	19200-PNA-003
		01.08-04.09	K20A	RD5	-100/ 110/ 120/ 125	<b>WPH-060</b>	19200-PNA-003
		04.09-	K24A	RD6	-100	<b>WPH-060</b>	19200-PNA-003
		04.09-	K24A	RD7	-100	<b>WPH-060</b>	19200-PNA-003
	11.11-	R20A	RM1		—	19200-R1P-U01	
2400	11.11-	K24A	RM4		—	19200-RX0-A01	
<b>CR-X</b>	1500	87.09-92.02	D15B	EF6	100/ 110/ 120/ 130	<b>WPH-002</b>	19200-P01-004
		92.02-95.09	D15B	EG1	100/ 110/ 120/ 130	<b>WPH-006</b>	19200-P08-003
	1600	87.09-92.02	ZC	EF7	100/ 110/ 120/ 130	<b>WPH-002</b>	19200-P01-004
		89.09-92.02	B16A	EF8	100/ 110	<b>WPH-034</b>	19200-P30-003
		92.02-95.09	B16A	EG2	-100/ 110/ 120	—	19200-P30-003
		95.09-99.08	B16A	EG2	-130	—	19200-P72-013
95.09-99.08	D16A	EJ4	-100	<b>WPH-011A</b>	19200-P2A-004		
<b>CR-Z</b>	1500	10.02-	LEA	ZF1	—	19200-RBJ-003	

※ : Components may slightly differ from GENUINE No.

◇ : Complete Assembly Only.

& : Part No. requires additional components for installation.

# HONDA

Model	Year	Engine Type	Body Type	Remarks	AISIN No.	Genuine No.	
<b>CROSSROAD</b>	1800	07.02-	R18A	RT1,RT2	—	19200-RNA-A02	
	2000	07.02-	R20A	RT3, RT4	—	19200-RZP-013	
<b>DOMANI</b>	1500	94.02-95.09	D15B	MA7	-100	<b>WPH-006</b>	19200-P08-004
		95.09-98.03	D15B	MA7	-110	<b>WPH-006</b>	19200-P1G-E02
		97.01-00.08	D15B	MB3	-100/ 110/ 120/ 130	<b>WPH-011A</b>	19200-P2A-004
	1600	92.10-95.09	ZC	MA4	-100/ 110>RI,RI-1	<b>WPH-002</b>	19200-P01-003
		92.10-95.09	ZC	MA4	-100/ 110>VI	<b>WPH-006</b>	19200-P08-004
		92.10-95.09	ZC	MA6	-100/ 110	<b>WPH-002</b>	19200-P01-004
		95.09-98.03	ZC	MA4	-120	<b>WPH-011A</b>	19200-P2A-004
		95.09-98.03	ZC	MA6	-120	<b>WPH-011A</b>	19200-P2A-004
		97.01-00.08	D16A	MB4	-100/ 110/ 120/ 130	<b>WPH-011A</b>	19200-P2A-004
		97.01-00.08	D16A	MB5	-100/ 110/ 120/ 130	<b>WPH-011A</b>	19200-P2A-003
1800	92.10-95.09	B18B	MA5	-100/ 110	<b>WPH-005</b>	19200-PR4-013	
	95.09-98.03	B18B	MA5	-120	<b>WPH-047</b>	19200-P75-003	
<b>EDIX</b>	2000	04.07-	K20A	BE3, BE4	<b>WPH-060</b>	19200-PNA-003	
	2400	06.12-	K24A	BE8	<b>WPH-058</b>	19200-RFE-003	
<b>ELEMENT</b>	2400	03.04-	K24A	YH2	<b>WPH-054</b>	19200-RAA-A01	
<b>ELYSION</b>	2400	04.05-	K24A	RR1	-100/ 500	<b>WPH-058</b>	19200-RFE-003
		04.05-	K24A	RR2	-100/ 500	<b>WPH-058</b>	19200-RFE-003
	3000	04.05-	J30A	RR3	-100/ 500	<b>WPH-045</b>	19200-RDV-J01
		04.05-	J30A	RR4	-100	<b>WPH-045</b>	19200-RDV-J01
<b>FIT JAZZ</b>	1300	01.06-	L13A	GD2	-100/ 150/ 160/ 170/ 180	<b>WPH-043</b>	19200-PWA-003
		01.06-04.01	L13A	GD1	-100/ 150/ 170/ 190	<b>WPH-043</b>	19200-PWA-003
		01.09-	L13A	GD1	-800/ 810/ 820/ 830/ 840	<b>WPH-043</b>	19200-PWA-003
		01.09-	L13A	GD2	-800/ 810/ 820/ 830	<b>WPH-043</b>	19200-PWA-003
		02.12-	L13A	GD6	-100/ 110/ 120	<b>WPH-043</b>	19200-PWA-003
		02.12-	L13A	GD7	-100/ 110/ 120	<b>WPH-043</b>	19200-PWA-003
		04.01-	L13A	GD1	-200/ 210	<b>WPH-043</b>	19200-PWA-003
		10.10-	LDA	GP1		—	19200-RBJ-003
	1500	02.09-	L15A	GD3	-150/ 170/ 180/ 190	<b>WPH-043</b>	19200-PWA-003
		02.09-	L15A	GD3	-800/ 810/ 820	<b>WPH-043</b>	19200-PWA-003
		02.09-	L15A	GD4	-150/ 160/ 170/ 190	<b>WPH-043</b>	19200-PWA-003
		02.09-	L15A	GD4	-800/ 810/ 820	<b>WPH-043</b>	19200-PWA-003
		02.12-	L15A	GD8	-100/ 110/ 120	<b>WPH-043</b>	19200-PWA-003
		02.12-	L15A	GD9	-100/ 110/ 120	<b>WPH-043</b>	19200-PWA-003
07.10-	L15A	GE8, GE9		<b>WPH-062</b>	19200-RB0-003		
<b>FIT SHUTTLE</b>	1300	11.06-	LDA	GP2	—	19200-RBJ-003	
	1500	11.06-	L15A	GG7, GG8	<b>WPH-062</b>	19200-RB0-003	
<b>FREED</b>	1500	11.10-	LEA	GP3	—	19200-RBJ-003	
<b>HR-V</b>	1600	98.09-	D16A	GH1	-100/ 110/ 120	<b>WPH-011A</b>	19200-P2A-004
		98.09-	D16A	GH2	-100/ 110/ 120	<b>WPH-011A</b>	19200-P2A-004
		99.07-	D16A	GH3	-100/ 110	<b>WPH-011A</b>	19200-P2A-004
		99.07-	D16A	GH4	-100/ 110	<b>WPH-011A</b>	19200-P2A-004
<b>INSIGHT</b>	1000	99.11-04.09	ECAMF2	ZE1	-100/ 110/ 115/ 120/ 130/ 135	—	19200-PHM-010
		04.09-	ECAMF2	ZE1		—	19200-PHM-010
	1300	09.01-	LDA	ZE2		—	19200-RBJ-003

※ : Components may slightly differ from GENUINE No.

◇ : Complete Assembly Only.

& : Part No. requires additional components for installation.

# HONDA

Model	Year	Engine Type	Body Type	Remarks	AISIN No.	Genuine No.	
<b>INSIGHT</b>	1500	11.11-	LEA	ZE3	—	19200-RBJ-003	
<b>INTEGRA ACURA</b>	1500	86.10-89.05	EW	DA2	-0.909091	<b>WPH-010</b>	19200-PE0-515
<b>INTEGRA, ACURA RS-X</b>		96.02-00.08	D15B	EK3-500/ 510/ 520/	521/ 530/ 540>EXI,LXI	<b>WPH-011A</b>	19200-P2A-003
		96.02-00.08	D15B	EK3-500/ 510/ 520/	521/ 530/ 550>VXI	<b>WPH-046</b>	19200-P2J-005
	1600	85.02-89.05	ZC	AV	-100/ 110/ 120/ 130	<b>WPH-013</b>	19200-PG6-405
		85.11-89.05	ZC	DA1	-100/ 110/ 120	<b>WPH-013</b>	19200-PG6-405
		89.04-93.05	B16A	DA6	-100/ 110/ 120/ 130	—	19200-P30-003
		89.04-93.05	ZC	DA5	-100/ 110/ 120/ 130	<b>WPH-002</b>	19200-P01-004
		89.04-93.07	B16A	DA8	-100/ 110/ 120/ 130	—	19200-P30-003
		89.04-93.07	ZC	DA7	-100/ 110/ 120/ 130	<b>WPH-002</b>	19200-P01-003
		93.05-95.10	ZC	DC1	-100	<b>WPH-002</b>	19200-P01-004
		93.07-95.10	ZC	DB6	-100	<b>WPH-002</b>	19200-P01-004
		93.07-95.10	ZC	DB9	-100	<b>WPH-002</b>	19200-P01-004
		95.10-00.09	ZC	DB6	-110/ 120/ 130/ 140	<b>WPH-011A</b>	19200-P2A-004
		95.10-00.09	ZC	DB9	-110/ 120/ 130/ 140	<b>WPH-011A</b>	19200-P2A-004
		95.10-00.09	ZC	DC1	-110/ 120/ 130/ 140	<b>WPH-011A</b>	19200-P2A-004
	1800	91.10-93.07	B18B	DB1	-100/ 110	<b>WPH-005</b>	19200-PR4-013
		93.05-95.10	B18C	DC2	-100	—	19200-P72-003
		93.07-95.09	B18B	DB7	-100	<b>WPH-005</b>	19200-PR4-013
		93.07-95.10	B18C	DB8	-100	—	19200-P72-003
		95.10-00.09	B18C	DB8	-110/ 120/ 130/ 140	—	19200-P72-013
		95.10-00.09	B18C	DC2	-110/ 120/ 130/ 140	—	19200-P72-013
	2000	01.07-	K20A	DC5	-100	—	19200-PNA-003
		01.07-	K20A	DC5	-100/ 200/ 210/ 220/ 230	—	19200-PNA-003
		01.07-	K20A	DC5	TYPE-R	—	19200-PRB-A01
<b>LAGREAT ODYSSEY</b>	3500	99.06-04.01	J35A	RL1	-100/ 120/ 130/ 140/ 150	<b>WPH-800</b>	19200-P8A-A03
<b>LEGEND, ACURA RL</b>	2000	88.10-90.10	C20A	KA5	-100/ 110	<b>WPH-008</b>	19200-PH7-003
	2700	87.02-90.12	C27A	KA3	-100/ 101/ 110/ 120	<b>WPH-008</b>	19200-PH7-003
		88.10-90.10	C27A	KA6	-100/ 110	<b>WPH-008</b>	19200-P0G-A01
	3200	90.10-92.09	C32A	KA7	-100/ 110	—	19200-PY3-010
		91.01-92.09	C32A	KA8	-100/ 110	—	19200-PY3-010
		92.09-94.08	C32A	KA7-120/ 130	$\alpha, \beta, \beta 2$	—	19200-PY3-A00
		92.09-94.08	C32A	KA7-120/ 130	$\alpha$ TR, $\beta$ TR	—	19200-PY3-010
		92.09-94.09	C32A	KA8-120/ 130	$\alpha$ TG, $\beta$ TR	—	19200-PY3-010
		92.09-94.09	C32A	KA8-120/ 130	$\beta, \beta$ SS	—	19200-PY3-A00
		94.08-96.01	C32A	KA7-140	$\alpha$ TR,TOURIN	—	19200-PY3-010
		94.08-96.01	C32A	KA7-140 $\alpha, \beta$ (2)	-E/ #1161164	—	19200-PY3-A00
		94.08-96.01	C32A	KA7-140 $\alpha, \beta$ (2)	E/ #1161165-1161756	—	19200-PY3-J00
		94.08-96.01	C32A	KA7-140 $\alpha, \beta$ (2)	E/ #1161757-	—	19200-P5G-004
		94.09-96.01	C32A	KA8-140	$\alpha$ TR	—	19200-PY3-010
		94.09-96.01	C32A	KA8-140 $\beta, \beta$ SS	-E/ #1161164	—	19200-PY3-A00
		94.09-96.01	C32A	KA8-140 $\beta, \beta$ SS	E/ #1161165-1161756	—	19200-PY3-J00
	3500	96.01-	C35A	KA9	-100/ 110/ 120/ 130	<b>WPH-042</b>	19200-P5A-004
		04.10-	J35A	KB1		<b>WPH-045</b>	19200-RDV-J01
		08.09-	J37A	KB2		<b>WPH-045</b>	19200-RDV-J01
<b>LIFE JAZZ</b>	660	97.05-98.10	E07A	JA4	-500	<b>WPH-033</b>	19200-P36-000

※ : Components may slightly differ from GENUINE No.

◇ : Complete Assembly Only.

& : Part No. requires additional components for installation.

# HONDA

Model	Year	Engine Type	Body Type	Remarks	AISIN No.	Genuine No.	
<b>LIFE JAZZ</b>	660	98.10-01.05	E07Z	JB1	-100/ 200/ 300/ 400/ 500	<b>WPH-041</b>	19210-PFB-003
		98.10-01.05	E07Z	JB2	-100/ 200/ 300/ 400/ 500	<b>WPH-041</b>	19210-PFB-003
		00.12-	E07Z	JB3	-100/ 120	<b>WPH-041</b>	19210-PFB-003
		00.12-	E07Z	JB4	-100/ 120	<b>WPH-041</b>	19210-PFB-003
		01.01-	E07Z	JB1	-510/ 520/ 530/ 540	<b>WPH-041</b>	19210-PFB-003
		01.01-	E07Z	JB1	-600/ 620/ 800/ 820	<b>WPH-041</b>	19210-PFB-003
		01.01-	E07Z	JB2	-510/ 520/ 530	<b>WPH-041</b>	19210-PFB-003
		01.01-	E07Z	JB2	-600/ 620/ 800/ 820	<b>WPH-041</b>	19210-PFB-003
		03.09-	P07A	JB5/ JB6/ JB7/ JB8	-100/ 110/ 120/ 400/ 410/ 420	<b>WPH-057</b>	19210-RGA-000
	03.11-	P07A	JB5/ JB6	-800/ 810	<b>WPH-057</b>	19210-RGA-000	
	08.11-	P07A	JC2		<b>WPH-057</b>	19210-RGA-010	
<b>LOGO</b>	1300	96.09-01.06	D13B	GA3	-100/ 120/ 130>B,G,L,SPORT	<b>WPH-049</b>	19200-P7A-003
		96.11-01.06	D13B	GA3	-300/ 320/ 330>G,L,SPORT	<b>WPH-049</b>	19200-P7A-003
		97.09-01.06	D13B	GA3	-500/ 520/ 530	<b>WPH-049</b>	19200-P7A-003
		98.11-01.06	D13B	GA3	-120/ 130>TS	<b>WPH-011A</b>	19200-P2A-004
		98.11-01.06	D13B	GA3	-320,330>TS	<b>WPH-011A</b>	19200-P2A-004
		98.11-01.06	D13B	GA5	-100/ 110/ 300/ 310/ 500/ 510	<b>WPH-049</b>	19200-P7A-003
<b>MDX ACURA MDX</b>	3500	03.02-	J35A	YD1		<b>WPH-045</b>	19200-RCA-A01
<b>MOBILIO</b>	1500	01.12-	L15A	GB1	-100/ 110/ 120/ 140/ 150/ 800/ 810	<b>WPH-043</b>	19200-PWA-003
		01.12-	L15A	GB2	-100/ 110/ 130/ 800/ 810	<b>WPH-043</b>	19200-PWA-003
<b>MOBILIO SPIKE</b>	1500	01.12-09.12	L15A	GK1, GK2		<b>WPH-043</b>	19200-PWA-003
<b>N BOX</b>	660	11.12-	S07A	JF1		—	19210-R9G-003
		11.12-	S07A	JF2		—	19210-R9G-003
<b>NSX ACURA NSX</b>	3000	90.10-	C30A	NA1	100/ 110/ 120/ 130/ 140/ 170/ 190/ 195/ 200	—	19200-PR7-A01
	3200	97.02-	C32B	NA2	100/ 110/ 130/ 140/ 150/ 155/ 200	—	19200-PR7-A03
<b>ODYSSEY SHUTTLE</b>	2200	94.09-97.08	F22B	RA1	-100/ 110/ 120	<b>WPH-001</b>	19200-P0A-003
		94.09-97.08	F22B	RA2	-100/ 110/ 120	<b>WPH-001</b>	19200-P0A-003
		96.04-97.09	F22B	RA1	-500/ 510	<b>WPH-001</b>	19200-P0A-003
		96.04-97.09	F22B	RA2	-500/ 510	<b>WPH-001</b>	19200-P0A-003
	2300	97.07-03.09	F23A	RA3	-100/ 110	<b>WPH-001</b>	19200-P0A-003
		97.07-03.09	F23A	RA3	-500/ 510	<b>WPH-001</b>	19200-P0A-003
		97.07-03.09	F23A	RA4	-100/ 110	<b>WPH-001</b>	19200-P0A-003
		97.07-03.09	F23A	RA4	-500/ 510	<b>WPH-001</b>	19200-P0A-003
	2400	03.10-	K24A	RB1		<b>WPH-058</b>	19200-RFE-003
		03.10-	K24A	RB2		<b>WPH-058</b>	19200-RFE-003
	3000	97.10-	J30A	RA5	-100/ 110	<b>WPH-800</b>	19200-P8A-A02
		00.01-03.10	J30A	RA8	-100/ 105/ 120/ 130	<b>WPH-800</b>	19200-P8A-A02
	00.01-03.10	J30A	RA9	-100/ 105/ 120/ 130	<b>WPH-800</b>	19200-P8A-A02	
<b>ORTHIA</b>	1800	96.02-99.06	B18B	EL1	-100/ 110/ 120	<b>WPH-047</b>	19200-P75-003
	2000	96.02-02.01	B20B	EL2	-100/ 110/ 120/ 130	<b>WPH-047</b>	19200-P75-003
		96.02-02.01	B20B	EL3	-100/ 110/ 120/ 130	<b>WPH-047</b>	19200-P75-003
<b>PARTNER</b>	1300	96.02-03.09	D13B	EY6	-100/ 110/ 120/ 130	<b>WPH-011A</b>	19200-P2A-003
	1500	96.02-	D15B	EY7	-100/ 110/ 120/ 130/ 135/ 140	<b>WPH-011A</b>	19200-P2A-004
		06.02-	L15A	GJ3, GJ4		<b>WPH-043</b>	19200-PWA-003
	1600	96.02-	D16A	EY8	-100/ 110/ 120/ 130	<b>WPH-011A</b>	19200-P2A-004
		97.02-99.05	D16A	EY9	-100/ 110	<b>WPH-011A</b>	19200-P2A-004

※ : Components may slightly differ from GENUINE No.

◇ : Complete Assembly Only.

& : Part No. requires additional components for installation.



# HONDA

Model	Year	Engine Type	Body Type	Remarks	AISIN No.	Genuine No.	
<b>PRELUDE</b>	2000	87.04-91.09	B20A	BA4	-100/ 110/ 120/ 130PFI	<b>WPH-016</b>	19210-PK2-305
		87.04-91.09	B20A	BA4-100/ 110/ 120/	130 EXCEPT(PFI)	<b>WPH-023</b>	19210-PH3-305
		87.04-91.09	B20A	BA5	-100/ 110/ 120/ 130PFI	<b>WPH-016</b>	19210-PK2-305
		87.04-91.09	B20A	BA5-100/ 110/ 120/	130 EXCEPT(PFI)	<b>WPH-023</b>	19210-PH3-305
	2100	90.10-91.09	B21A	BA7	-100	<b>WPH-016</b>	19210-PK2-305
	2200	91.09-95.09	F22B	BA8	-100/ 110/ 120/ 130	<b>WPH-019</b>	19200-PT2-013
		91.09-95.09	F22B	BA9	-100/ 110/ 120/ 130	<b>WPH-019</b>	19200-PT2-013
		91.09-95.09	H22A	BB1	-100/ 110/ 120/ 130	—	19200-P13-000
		91.09-95.09	H22A	BB4	-100/ 110/ 120/ 130	—	19200-P13-000
		95.09-98.03	F22B	BA8	-140	—	19200-P39-003
		95.09-98.03	F22B	BA9	-140	—	19200-P39-003
		95.09-98.03	H22A	BB1	-140	—	19200-P13-003
		95.09-98.03	H22A	BB4	-140	—	19200-P13-003
		96.10-00.08	F22B	BB5	-100/ 110/ 120/ 130>SI	—	19200-P39-003
		96.10-00.08	F22B	BB5	-100/ 110/ 120/ 130>XI	<b>WPH-001</b>	19200-P0A-003
		96.10-00.08	F22B	BB7	-100/ 110/ 120/ 130	—	19200-P39-003
96.10-00.08		H22A	BB6	-100/ 110/ 120/ 130	—	19200-P13-003	
96.10-00.08	H22A	BB8	-100/ 110/ 120/ 130	—	19200-P13-003		
<b>S-MX</b>	2000	96.11-02.01	B20B	RH1	-100/ 110/ 130	<b>WPH-047</b>	19200-P75-003
		96.11-02.01	B20B	RH2-100/ 110/ 130/ 140	-100/ 110/ 130/ 140 4WD	<b>WPH-047</b>	19200-P75-003
<b>S2000</b>	2000	99.04-	F20C	AP1	-100/ 110/ 120	—	19210-PCX-003
	2200	05.11-	F22C	AP2		—	19210-PCX-003
<b>STEPWGN</b>	2000	96.04-01.04	B20B	RF1	-100/ 120/ 140	<b>WPH-047</b>	19200-P75-003
		96.04-01.04	B20B	RF2	-100/ 120/ 140	<b>WPH-047</b>	19200-P75-003
		97.10-01.04	B20B	RF1	-320/ 340	<b>WPH-047</b>	19200-P75-003
		97.10-01.04	B20B	RF2	-660	<b>WPH-047</b>	19200-P75-003
		98.04-01.04	B20B	RF1	-520/ 540	<b>WPH-047</b>	19200-P75-003
		98.04-01.04	B20B	RF2	-520/ 540	<b>WPH-047</b>	19200-P75-003
		01.04-	K20A	RF3	-100	<b>WPH-060</b>	19200-PNA-003
		01.04-	K20A	RF4	-100	<b>WPH-060</b>	19200-PNA-003
		05.05-	K20A	RG1, RG2		<b>WPH-058</b>	19200-RTA-003
		05.05-09.10	K20A	RG1, RG2		<b>WPH-058</b>	19200-RFE-003
	09.10-	R20A	RK1, RK2		—	19200-RZP-013	
	2400	03.06-	K24A	RF7		<b>WPH-060</b>	19200-PNA-003
		03.06-	K24A	RF8		<b>WPH-060</b>	19200-PNA-003
<b>STEPWGN SPADA</b>	2000	03.06-05.05	K20A	RF5, RF6		<b>WPH-060</b>	19200-PNA-003
		09.10-	R20A	RK5, RK6		—	19200-RZP-013
<b>STREAM</b>	1700	00.10-	D17A	RN1		<b>WPH-055</b>	19200-PLC-005
		00.10-	D17A	RN2		<b>WPH-055</b>	19200-PLC-003
		00.10-	K20A	RN3		<b>WPH-060</b>	19200-PNA-003
		01.01-	K20A	RN4		<b>WPH-060</b>	19200-PNA-003
		03.12-	K20B	RN5		—	19200-PND-003
	1800	06.07-	R18A	RN6,7		—	19200-RNA-A02
	2000	06.07-	R20A	RN8, RN9		—	19200-RZP-013
<b>THAT'S</b>	660	00.02-	E07Z	JD1	-100/ 110/ 200/ 210	<b>WPH-041</b>	19210-PFB-003
		02.02-	E07Z	JD2	-100/ 110/ 200/ 210	<b>WPH-041</b>	19210-PFB-003

※ : Components may slightly differ from GENUINE No.

◇ : Complete Assembly Only.

& : Part No. requires additional components for installation.

# HONDA

Model	Year	Engine Type	Body Type	Remarks	AISIN No.	Genuine No.	
<b>THAT'S</b>	660	02.02-	E07Z	JD2	-800/ 810	<b>WPH-041</b>	19210-PFB-003
		02.12-	E07Z	JD1	-800/ 820/ 830/ 840	<b>WPH-041</b>	19210-PFB-003
<b>TODAY</b>	660	90.02-	E07A	JW3	-100/ 200/ 210	<b>WPH-033</b>	19200-P36-000
		90.02-	E07A	JW4	-100/ 130/ 200/ 210	<b>WPH-033</b>	19200-P36-000
		90.02-93.01	E07A	JA2	-100/ 200	<b>WPH-033</b>	19200-P36-000
		90.02-93.01	E07A	JA3	-100/ 200	<b>WPH-033</b>	19200-P36-000
		93.01-98.10	E07A	JA4	-100/ 120/ 130/ 140	<b>WPH-033</b>	19200-P36-000
		93.01-98.10	E07A	JA4	-320/ 330/ 340	<b>WPH-033</b>	19200-P36-000
		93.01-98.10	E07A	JA5	-100/ 120/ 130/ 140	<b>WPH-033</b>	19200-P36-000
		93.01-98.10	E07A	JA5	-320/ 330/ 340	<b>WPH-033</b>	19200-P36-000
<b>TORNEO</b>	1800	97.08-02.10	F18B	CF3	-100/ 110/ 120/ 130	<b>WPH-001</b>	19200-P0A-003
		2000	97.08-00.06	F20B	CF4-100/ 110	SIR,SIRT,SIR-S	—
	2200	97.08-00.08	F20B	CF4-100/ 110/ 115	2.0VTS,2.0LEV	<b>WPH-001</b>	19200-P0A-003
		97.08-02.10	F20B	CF5	-100/ 110/ 115/120/ 130	<b>WPH-001</b>	19200-P0A-003
		00.06-02.10	F20B	CL3	-100/ 110	—	19200-P13-003
<b>VAMOS</b>	660	99.05-	E07Z	HM1	-100/ 110/ 120/ 130/ 140/ 150	<b>WPH-041</b>	19210-PFB-003
		99.05-	E07Z	HM2	-100/ 110/ 120/ 130/ 140/ 150	<b>WPH-041</b>	19210-PFB-003
		00.02-	E07Z	HM1	-210/ 220/ 230/ 240/ 250	<b>WPH-041</b>	19210-PFB-003
		00.02-	E07Z	HM2	-210/ 220/ 230/ 240/ 250	<b>WPH-041</b>	19210-PFB-003
		03.04-	E07Z	HJ1	-100/ 110	<b>WPH-041</b>	19210-PFB-003
		03.04-	E07Z	HJ2	-100/ 110	<b>WPH-041</b>	19210-PFB-003
		03.04-	E07Z	HM1		<b>WPH-041</b>	19210-PFB-003
		03.04-	E07Z	HM2		<b>WPH-041</b>	19210-PFB-003
		03.04-	E07Z	HM3	-100/ 110/ 200/ 210	<b>WPH-041</b>	19210-PFB-003
		03.04-	E07Z	HM4	-100/ 110/ 200/ 210	<b>WPH-041</b>	19210-PFB-003
<b>Z</b>	660	98.10-02.01	E07Z	PA1	-100	<b>WPH-041</b>	19210-PFB-003
		98.10-02.01	E07Z	PA1	-300	<b>WPH-041</b>	19210-PFB-003
<b>ZEST</b>	660	06.03-	P07A	JE1, JE2		<b>WPH-057</b>	19210-RGA-010

HONDA

※ : Components may slightly differ from GENUINE No.  
 ◇ : Complete Assembly Only.  
 & : Part No. requires additional components for installation.

# SPECIFIC INDEX FOR ISUZU

CAR NAME	PAGE
ASKA, FLORIAN	120
BIG HORN TROOPER	120
COMO	120
ELF	121
FARGO	123
FASTER, RODEO	125
FILLY	125
FORWARD	125
GEMINET	126

CAR NAME	PAGE
GEMINI	126
MU AMIGO, OPEL FRONTERA	126
NEW ASKA	126
NEW GEMINI	126
PA·NERO	127
PIAZZA IMPULSE	127
VehiCROSS	127
WIZARD OPEL FRONTERA	127

# ISUZU

Model	Year	Engine Type	Body Type	Remarks	AISIN No.	Genuine No.	
<b>ASKA, FLORIAN</b>	1800	88.03-90.05	4ZB1	JJ110		—	8-94376-849-0
		90.06-93.09	EJ18	BCK		<b>WPF-002</b>	21111-AA002
		97.09-	F18B	CJ2-100/ 110		<b>WPH-001</b>	5-86007-713-0
	2000	87.07-90.05	4FC1T	JJ510		—	8-94459-837-0
		88.03-90.05	4ZC1	JJ120	GAS CAR	—	8-94376-849-0
		88.07-90.05	4FC1T	JJ510	W/ P=w/ Gasket	—	8-94376-869-0
		90.06-93.09	EJ20	BCL, BCM		<b>WPF-002</b>	21111-AA002
		94.03-97.10	F20B	CJ1-100/ 110/ 120/ 130		<b>WPH-001</b>	5-86007-713-0
97.09-	F20B	CJ3-100/ 110		<b>WPH-001</b>	5-86007-713-0		
<b>BIG HORN TROOPER</b>	2000	84.01-85.12	4FC1	WFR51DVZ/ FVZ	TURBO	<b>WPG-003</b>	8-94471-469-0
		84.11-85.12	4FC1	WFS51	TURBO	<b>WPG-003</b>	8-94471-469-0
		84.11-87.10	4FC1	WFS51	EXCEPT(TURBO)	<b>WPG-003</b>	8-94471-469-0
		85.12-88.11	4FC1	WFR51DVZ/ FVZ	TURBO	<b>WPG-003</b>	8-94471-470-0
		85.12-90.12	4FC1	WFR51DW	TURBO	<b>WPG-003</b>	8-94471-470-0
		87.11-88.11	4FC1	WFS51	EXCEPT(TURBO)	<b>WPG-003</b>	8-94471-470-0
	2600	88.11-91.12	4ZE1	UBS17CW/ FW		—	8-97081-623-0
	2800	87.10-91.12	4JB1T	UBS55CK/ CM/ CW	TURBO	<b>WPG-021A</b>	8-97105-012-0
		87.10-91.12	4JB1T	UBS55FK/ FW/ FWR	TURBO	<b>WPG-021A</b>	8-97105-012-0
		88.11-91.12	4JB1T	UBS55FM	TURBO	<b>WPG-021A</b>	8-97105-012-0
	3000	98.02-09.12	4JX1	UB73DW/ GW	TURBO	—	8-97180-326-0
	3100	91.12-93.08	4JG2	UBS69DW/ GW	TURBO	<b>WPG-021A</b>	8-97105-012-0
		93.09-98.03	4JG2	UBS69DW/ GW	TURBO	<b>WPG-021A</b>	8-97105-012-0
	3200	91.12-94.12	6VD1	UBS25DW/ GW		—	8-97125-975-0
		95.01-98.03	6VD1	UBS25DW/ GW		—	8-97125-975-0
	3500	98.02-	6VE1	UBS26DW/ GW		—	8-97167-554-0
<b>COMO</b>	2000	03.01-03.05	KA20DE	JVPE25		—	5-86136-346-0
		03.05-07.09	KA20DE	JVPE25		—	5-86136-347-0
		07.09-	QR20DE	JVRE25		—	5-86141-241-0
	2400	03.01-07.09	KA24DE	JCQGE25		—	5-86135-697-0
		03.01-07.09	KA24DE	JDQGE25		—	5-86135-697-0
		03.01-07.09	KA24DE	JQE25, JQGE25		—	5-86135-697-0
	2500	07.09-	QR25DE	JCSGE25		—	5-86141-241-0
		07.09-	QR25DE	JDSGE25		—	5-86141-241-0
		07.09-	QR25DE	JSE25		—	5-86141-241-0
		07.09-	QR25DE	JSGE25		—	5-86141-241-0
	3000	04.07-05.11	ZD30DD	JVWE25		—	5-86142-267-0
		05.12-07.01	ZD30DD	JCWGE25		—	5-86142-267-0
		05.12-07.01	ZD30DD	JCWMGE25		—	5-86142-267-0
		05.12-07.01	ZD30DD	JDWGE25		—	5-86142-267-0
		05.12-07.01	ZD30DD	JDWMGE25		—	5-86142-267-0
		05.12-07.01	ZD30DD	JVWME25		—	5-86142-267-0
		07.09-	ZD30DD	JCWGE25		—	5-86140-707-0
		07.09-	ZD30DD	JCWMGE25		—	5-86140-707-0
		07.09-	ZD30DD	JDWGE25		—	5-86140-707-0
		07.09-	ZD30DD	JDWMGE25		—	5-86140-707-0
07.09-	ZD30DD	JVWE25		—	5-86140-707-0		

※ : Components may slightly differ from GENUINE No.

◇ : Complete Assembly Only.

& : Part No. requires additional components for installation.

# ISUZU

Model	Year	Engine Type	Body Type	Remarks	AISIN No.	Genuine No.	
<b>COMO</b>	3000	07.09-	ZD30DD	JVWME25		—	5-86140-707-0
<b>ELF</b>	2000	95.06-99.06	NA20S	ASK2F23		<b>WPN-056</b>	5-86132-944-0
		99.06-09.12	KA20DE	ASH2F23, ASH4F23		<b>WPN-056</b>	5-86132-944-0
		07.06-	QR20DE	ASQ1F24, ASQ2F24		—	5-86141-241-0
	2500	86.10-90.05	4JA1	NHR54	WATER PUMP	<b>WPG-021A</b>	8-97105-012-0
		88.05-93.06	4JA1	NHR54	W/ P=ASSY	<b>WPG-021A</b>	8-97105-012-0
		95.06-99.06	TD25	ASN2F23, ASN6F23		<b>WPN-082A</b>	5-86103-070-0
	2700	95.06-97.06	TD27	ASP8F23		<b>WPN-082A</b>	5-86114-301-0
		99.06-04.05	TD27	ASP6F23		<b>WPN-082A</b>	5-86114-301-0
		01.10-04.08	TD27	ASP2F23		<b>WPN-082A</b>	5-86140-576-0
		01.10-04.08	TD27	ASP6F23		<b>WPN-082A</b>	5-86133-251-0
		01.10-04.08	TD27	ASP8F23		<b>WPN-082A</b>	5-86103-070-0
	2800	84.07-90.05	4BA1	NKR56		<b>WPG-002</b>	8-97021-171-0
		84.07-93.06	4JB1	NKR55		<b>WPG-021A</b>	8-97105-012-0
		85.03-93.12	4JB1	WHR55		<b>WPG-021A</b>	8-97105-012-0
		85.03-93.12	4JB1	WKR55		<b>WPG-021A</b>	8-97105-012-0
		86.10-90.05	4JB1	NHR55	WATER PUMP	<b>WPG-021A</b>	8-94419-461-2
		88.05-93.06	4JB1	NHR55	W/ P=ASSY	<b>WPG-021A</b>	8-97105-012-0
		91.08-93.07	4JB1	NHS55		<b>WPG-021A</b>	8-97105-012-0
		06.12-	4JJ1	NPR85		—	8-98004-292-0
		07.02-	4JJ1	NHR85		—	8-98004-292-0
		07.02-	4JJ1	NKR85		—	8-98004-292-0
	07.02-	4JJ1	NKS85		—	8-98004-292-0	
	3000	07.06-	ZD30DD	ASZ1F24		—	5-86142-265-0
		07.06-	ZD30DD	ASZ2F24		—	5-86142-265-0
		07.06-	ZD30DD	ASZ4F24		—	5-86142-265-0
		07.06-	ZD30DD	ASZ5F24		—	5-86142-265-0
		07.07-	4JJ1	NJR85AN		—	1-83541-150-0
		07.07-	4JJ1	NMR85AN		—	1-83541-150-0
		07.07-	4JJ1	NPR85AN		—	1-83541-150-0
	3100	93.05-	4JG2	NHR69		<b>WPG-021A</b>	8-97105-012-0
		93.06-	4JG2	NHR69		<b>WPG-021A</b>	8-97105-012-0
		93.07-	4JG2	NHS69		<b>WPG-021A</b>	8-97105-012-0
93.07-94.11		4JG2	NKR69		<b>WPG-021A</b>	8-97105-012-0	
94.01-		4JG2	NHR69		<b>WPG-021A</b>	8-97105-012-0	
94.01-		4JG2	WKR69		<b>WPG-021A</b>	8-97105-012-0	
94.11-		4JG2	NHS69		<b>WPG-021A</b>	8-97105-012-0	
94.11-		4JG2	NKR69		<b>WPG-021A</b>	8-97105-012-0	
94.11-		4JG2	WHR69		<b>WPG-021A</b>	8-97105-012-0	
96.11-		4JG2	VHR69K		<b>WPG-021A</b>	8-97105-012-0	
3200	97.08-04.05	QD32	ASR8F23		<b>WPN-101</b>	5-86140-577-0	
	99.06-04.05	QD32	ASR2F23		<b>WPN-101</b>	5-86140-577-0	
	04.08-	QD32	ASR2F23		<b>WPN-101</b>	5-86140-577-0	
	04.08-	QD32	ASR8F23		<b>WPN-101</b>	5-86140-577-0	
3300	84.07-89.07	4BC2	NKR57		<b>WPG-002</b>	8-97021-171-0	
	84.07-90.05	4BC2	NPR57		<b>WPG-002</b>	8-97021-171-0	

※ : Components may slightly differ from GENUINE No.

◇ : Complete Assembly Only.

& : Part No. requires additional components for installation.

# ISUZU

Model	Year	Engine Type	Body Type	Remarks	AISIN No.	Genuine No.	
<b>ELF</b>	3300	90.04-	4BC2	NPR57GR		—	8-97030-983-0
		90.04-	4BC2	NPR57GVN		—	8-97030-983-0
		90.04-	4BC2	NPR57LN		—	8-97030-983-0
		90.04-	4BC2	NPR57LR		—	8-97030-983-0
		90.04-	4BC2	NPR57LVN		—	8-97030-983-0
		90.04-	4BC2	NPR57PR		—	8-97030-983-0
	3600	86.02-95.04	4BE1	NKR58		<b>WPG-002</b>	8-97021-171-0
		87.02-93.06	4BE1	NPR58		<b>WPG-002</b>	8-97021-171-0
		87.09-93.11	4BE1	NKS58		<b>WPG-002</b>	8-97021-171-0
		88.02-90.05	4BE1	NPS58	W/P=w/ Gasket	<b>WPG-002</b>	8-97021-171-0
		89.07-93.06	4BE2	NKR63		<b>WPG-010</b>	8-97022-859-0
		90.03-90.05	4BE1	NPS58		<b>WPG-002</b>	8-94372-119-0
		90.04-	4BE1	NPR58GR		—	8-97030-983-0
		90.04-	4BE1	NPR58GVN		—	8-97030-983-0
		90.04-	4BE1	NPR58LN		—	8-97030-983-0
		90.04-	4BE1	NPR58LR		—	8-97030-983-0
		90.04-	4BE1	NPR58LVN		—	8-97030-983-0
		90.04-	4BE1	NPR58LZN		—	8-97030-983-0
		90.04-	4BE1	NPR58PR		—	8-97030-983-0
		90.04-	4BE2	NKR63E		<b>WPG-008</b>	8-97014-078-0
		90.04-	4BE2	NKR63ED		<b>WPG-008</b>	8-97014-078-0
	93.07-95.04	4BE2	NKR63		—	8-97184-867-0	
	3800	88.02-93.05	4BD1	NPS59	TURBO W/P=w/ Gasket	<b>WPG-002</b>	8-97021-171-0
		90.03-93.05	4BD1	NPS59	TURBO	<b>WPG-002</b>	8-97021-171-0
	3900	84.07-93.06	4BD1	NPR59		<b>WPG-002</b>	8-97021-171-0
		90.04-	4BD1	NPR59GDR		—	8-97030-983-0
		90.04-	4BD1	NPR59LR		—	8-97030-983-0
		90.04-	4BD1	NPR59LYR		—	8-97030-983-0
		90.04-	4BD1	NPR59PR		—	8-97030-983-0
		90.04-	4BD1	NPR59PYR		—	8-97030-983-0
		90.04-	4BD1T	NPR59GDR		—	8-97030-983-0
		90.04-	4BD1T	NPR59GN		—	8-97030-983-0
		90.04-	4BD1T	NPR59GYN		—	8-97030-983-0
90.04-		4BD1T	NPR59LR		—	8-97030-983-0	
90.04-		4BD1T	NPR59LVN		—	8-97030-983-0	
90.04-		4BD1T	NPR59LZN		—	8-97030-983-0	
90.04-		4BD1T	NPR59PR		—	8-97030-983-0	
90.04-		4BD1T	NPR59PVN		—	8-97030-983-0	
90.04-		4BD1T	NPR59PYR		—	8-97030-983-0	
4300	88.07-90.05	4BG1	NPR61		<b>WPG-002</b>	8-97021-171-0	
	89.07-90.05	4BG1	NKR61		<b>WPG-002</b>	8-97021-171-0	
	90.04-	4BG1	NKR61E		—	8-97030-916-0	
	90.04-	4BG1	NKR61ED		—	8-97030-916-0	
	90.04-	4BG1	NKR61LR		—	8-97030-916-0	
	90.04-	4BG1	NPR61GDR		—	8-97030-983-0	
	90.04-	4BG1	NPR61GN		—	8-97030-983-0	

※ : Components may slightly differ from GENUINE No.

◇ : Complete Assembly Only.

& : Part No. requires additional components for installation.

# ISUZU

Model	Year	Engine Type	Body Type	Remarks	AISIN No.	Genuine No.		
<b>ELF</b>	4300	90.04-	4BG1	NPR61GYN		—	8-97030-983-0	
		90.04-	4BG1	NPR61LR		—	8-97030-983-0	
		90.04-	4BG1	NPR61LYR		—	8-97030-983-0	
		90.04-	4BG1	NPR61LZN		—	8-97030-983-0	
		90.04-	4BG1	NPR61PR		—	8-97030-983-0	
		90.04-	4BG1	NPR61PYR		—	8-97030-983-0	
		90.05-	4HF1	NKR66			<b>WPG-015</b>	8-97333-361-0
		90.05-	4HF1	NPR66			<b>WPG-015</b>	8-97333-361-0
		93.12-95.04	4HF1	NKS66			<b>WPG-015</b>	8-97333-361-0
		93.12-95.04	4HF1	NPS66			<b>WPG-015</b>	8-97333-361-0
		96.11-	4HF1	VKR66			<b>WPG-015</b>	8-97333-361-0
		02.04-	4HF1	NPR72		CNG	<b>WPG-015</b>	8-97333-361-0
		04.07-	4HF1	NPR81		CNG	<b>WPG-015</b>	8-97333-361-0
	4600	95.04-	4HG1	NKR71			<b>WPG-015</b>	8-97333-361-0
		95.04-	4HG1	NKS71			<b>WPG-015</b>	8-97333-361-0
		95.04-	4HG1	NPR71			<b>WPG-015</b>	8-97333-361-0
		95.04-97.03	4HG1	NPS71			<b>WPG-015</b>	8-97333-361-0
		04.06-	4HL1	NPR81		LPG	<b>WPG-015</b>	8-97333-361-0
	4800	93.07-99.04	4HE1T	NPR70		TURBO	<b>WPG-015</b>	8-97333-361-0
		02.04-	4HG1	NKR81			<b>WPG-015</b>	8-97333-361-0
		05.02-	4HL1	NKR81AN			—	1-83541-150-0
		05.02-	4HL1	NPR81AN			—	1-83541-150-0
	5000	97.04-	4HJ1	NPR72			<b>WPG-015</b>	8-97333-361-0
97.04-		4HJ1	NPS72			<b>WPG-015</b>	8-97333-361-0	
5200	99.04-	4HK1	NPR75			<b>WPG-028</b>	8-97314-118-0	
	02.05-	4HK1-T	NPR75LR			<b>WPG-028</b>	8-97314-118-0	
	06.12-10.01	4HK1	NPR75N			<b>WPG-027</b>	8-97363-478-0	
<b>FARGO</b>	2000	85.12-88.02	4ZC1	WFR12DV		—	8-94155-065-0	
		85.12-90.12	4FC1	WFS51		TURBO	<b>WPG-003</b>	8-94471-470-0
		88.03-88.11	4ZC1	WFR12DV			—	8-97021-775-0
		88.03-88.11	4ZC1	WFR12FV/ FVH			—	8-97021-775-0
		88.08-89.12	4ZC1	NFR12DT			—	8-94376-850-0
		88.11-89.11	4ZC1	WFR12DV			—	8-94376-850-0
		88.11-89.11	4ZC1	WFR12FV/ FVH			—	8-94376-850-0
		89.12-93.07	4ZC1	WFR12DV			—	8-97084-505-0
		90.01-94.06	4ZC1	NFR12DT			—	8-97084-505-0
		93.07-95.08	4ZC1	WFR12DV			—	8-97084-505-0
		93.07-95.08	4ZC1	WFR12FV/ FVH			—	8-97084-505-0
	96.08-99.06	NA20S	JVTGE24			<b>WPN-056</b>	5-86132-944-0	
	01.02-	KA20DE	JVPE24			<b>WPN-056</b>	5-86132-944-0	
	01.02-	KA20DE	JVPGE24			<b>WPN-056</b>	5-86132-944-0	
	2200	83.10-88.11	4FD1	WFR53			<b>WPG-003</b>	8-94471-469-0
		83.10-88.11	4FD1	WFS53			<b>WPG-003</b>	8-94471-469-0
	2400	87.10-95.08	4FG1	WFR62			<b>WPG-003</b>	8-94471-470-0
87.10-95.08		4FG1	WFS62			<b>WPG-003</b>	8-94471-470-0	
88.08-94.06		4FG1	NFR62DT			<b>WPG-003</b>	8-94471-470-0	

※ : Components may slightly differ from GENUINE No.

◇ : Complete Assembly Only.

& : Part No. requires additional components for installation.

# ISUZU

Model	Year	Engine Type	Body Type	Remarks	AISIN No.	Genuine No.	
<b>FARGO</b>	2400	88.08-94.06	4FG1	NFS62DT		<b>WPG-003</b>	8-94471-470-0
		99.06-01.02	KA24DE	JCQGE24		<b>WPN-059</b>	5-86144-817-0
		01.02-	KA24DE	JCQGE24		—	5-86135-594-0
2700	95.08-97.05	TD27	JARE24		—	5-86120-639-0	
	95.08-97.05	TD27	JARME24		—	5-86140-560-0	
	95.08-97.05	TD27	JCRGE24		—	5-86120-639-0	
	95.08-97.05	TD27	JVRE24	LT	—	5-86120-639-0	
	95.08-97.05	TD27	JVRGE24	LT	—	5-86120-639-0	
	95.08-97.05	TD27	JVRMGE24		—	5-86140-560-0	
	95.08-99.06	TD27	JKRGE24		—	5-86120-639-0	
	95.08-99.06	TD27	JKRMGE24		—	5-86140-560-0	
	96.08-	TD27	JVRME24		<b>WPN-101</b>	5-86144-815-0	
	96.08-97.05	TD27	JCRMGE24		—	5-86140-560-0	
	96.08-97.05	TD27	JDRGE24		—	5-86120-639-0	
	96.08-97.05	TD27	JDRMGE24		—	5-86120-639-0	
	96.08-97.05	TD27	JVGE24		—	5-86120-639-0	
	96.08-97.05	TD27	JVRE24	LD	—	5-86140-560-0	
	96.08-97.05	TD27	JVRGE24	LD	—	5-86140-560-0	
	96.12-97.05	TD27	JCRGE24		—	5-86140-560-0	
	96.12-97.05	TD27	JDRGE24		<b>WPN-101</b>	5-86144-815-0	
	96.12-97.05	TD27	JDRMGE24		<b>WPN-101</b>	5-86144-815-0	
	96.12-97.05	TD27	JVRGE24		—	5-86140-560-0	
	96.12-97.05	TD27TI	JARME24		—	5-86140-560-0	
3000	97.05-97.05	TD27TI	JARE24		<b>WPN-101</b>	5-86144-815-0	
	97.05-99.06	TD27TI	JKRGE24		<b>WPN-101</b>	5-86144-815-0	
	95.08-97.08	VG30E	JFEGE24	Ambulance	<b>WPN-052</b>	5-86129-016-0	
	97.08-99.06	VG30E	JFEGE24	Ambulance	<b>WPN-052</b>	5-86129-016-0	
	99.06-	VG30E	JCEGE24		<b>WPN-052</b>	5-86129-016-0	
3200	99.08-02.03	ZD30	JATE50		<b>WPN-112</b>	5-86140-574-0	
	99.08-02.03	ZD30	JATWE50		<b>WPN-112</b>	5-86140-574-0	
3200	96.08-	QD32	JCWGE24		—	5-86133-439-0	
	96.08-97.03	QD32	JVWMGE24		—	5-86135-543-0	
	96.08-97.05	QD32	JVWE24		—	5-86133-439-0	
	96.08-97.05	QD32	JVWMGE24		—	5-86140-560-0	
	97.05-	QD32	JCWMBE24		—	5-86135-399-0	
	97.05-	QD32	JTWGE24		—	5-86116-066-0	
	97.05-	QD32	JVWE24		—	5-86123-819-0	
	97.05-	QD32	JVWGE24		<b>WPN-101</b>	5-86144-815-0	
	97.05-96.12	QD32	JVWMGE24		—	5-86135-399-0	
	97.05-99.06	QD32	JCWBE24		—	5-86133-439-0	
	97.05-99.06	QD32	JCWGE24		—	5-86133-439-0	
	97.05-99.06	QD32	JCWMGE24		—	5-86133-439-0	
	97.05-99.06	QD32	JDWGE24		—	5-86133-439-0	
	97.05-99.06	QD32	JTWGE24		—	5-86133-439-0	
	97.05-99.06	QD32	JVWGE24		—	5-86133-439-0	
97.05-99.06	QD32	JVWME24		—	5-86133-439-0		

※ : Components may slightly differ from GENUINE No.

◇ : Complete Assembly Only.

& : Part No. requires additional components for installation.



# ISUZU

Model	Year	Engine Type	Body Type	Remarks	AISIN No.	Genuine No.	
<b>FARGO</b>	3200	97.07-	QD32	JAVE50		<b>WPN-098</b>	5-86140-575-0
		97.07-	QD32	JAVWE50		<b>WPN-098</b>	5-86140-575-0
		99.06-	QD32	JCWME24		—	5-86135-399-0
		99.06-	QD32	JVWGE24		<b>WPN-101</b>	5-86144-815-0
	3300	98.10-02.03	VG33	JALE50		<b>WPN-085</b>	5-86144-816-0
		98.10-02.03	VG33	JALWE50		<b>WPN-085</b>	5-86144-816-0
	3500	00.09-	VQ35	JAPE50		<b>WPN-070</b>	5-86127-057-0
		00.09-	VQ35	JAWWE50		<b>WPN-070</b>	5-86127-057-0
<b>FASTER, RODEO</b>	2000	80.10-88.05	C190	KBD21/ 22/ 26		<b>WPG-004</b>	8-94376-837-0
		80.10-88.05	C190	KBD21/ 22/ 26	W/ P=kit	—	5-87810-140-2
		80.10-88.05	C190	KBD40/ 41/ 46		<b>WPG-004</b>	8-94376-837-0
		80.10-88.05	C190	KBD40/ 41/ 46	W/ P=kit	—	5-87810-140-2
		82.12-88.05	C223.T	KBD22/ 27/ 42/ 47		<b>WPG-004</b>	8-94376-837-0
		82.12-88.05	C223.T	KBD22/ 27/ 42/ 47	W/ P=kit	—	5-87810-140-2
<b>FILLY</b>	3000	99.08-	ZD30DT	JATE50		<b>WPN-112</b>	5-86140-574-0
		99.08-	ZD30DT	JATWE50		<b>WPN-112</b>	5-86140-574-0
		99.08-	ZD30DT	JATWE50	TURBO	<b>WPN-112</b>	5-86140-574-0
	3200	99.03-99.08	QD32ET	JAVE50		<b>WPN-098</b>	5-86140-575-0
		99.03-99.08	QD32ET	JAVE50	TURBO	<b>WPN-098</b>	5-86140-575-0
		99.03-99.08	QD32ET	JAVWE50		<b>WPN-098</b>	5-86140-575-0
		99.03-99.08	QD32ET	JAVWE50	TURBO	<b>WPN-098</b>	5-86140-575-0
	3300	99.06-00.08	VG33E	JALE50		<b>WPN-085</b>	5-86144-816-0
		99.06-00.08	VG33E	JALWE50		<b>WPN-085</b>	5-86144-816-0
	3500	00.08-	VQ35DE	JAPE50		<b>WPN-070</b>	5-86127-057-0
		00.08-	VQ35DE	JAPWE50		<b>WPN-070</b>	5-86127-057-0
	<b>FORWARD</b>	2600	89.04-93.10	4ZE1	UCS17		—
2800		90.07-93.10	4JB1	UCS55		<b>WPG-021A</b>	8-97105-012-0
3100		93.10-98.07	4JG2	UCS69		<b>WPG-021A</b>	8-97105-012-0
7100		90.04-94.02	6HE1	FSR32SB	LONG BODY FREEZER	—	8-94396-700-0
		90.04-94.02	6HE1	FSR32SB	SHORT BODY	—	8-94395-656-1
		90.04-94.02	6HE1	FSR32SB	W/O LONG BODY FREEZER	—	8-94396-626-1
		94.02-94.12	6HE1	FSR32T1		—	8-94391-416-0
		94.02-94.12	6HE1	FSR32T1		—	8-94395-414-0
		95.01-	6HE1	FSR32T1		—	8-94395-417-2
		95.02-96.10	6HE1	FSR32T2	TURBO	—	8-91395-417-2
		95.05-96.10	6HE1	FSR32T2	TURBO	—	8-91395-417-2
		96.11-99.04	6HE1	FSR32T2, T4	TURBO	—	8-94391-059-4
		7200	90.04-	6HE1	NRR32		—
7800		99.02-	6HK1	FRR34		—	8-94395-656-6
		99.02-	6HK1	FRR34	POSTAL DELIVERY	—	8-94395-656-6
8200		95.02-96.09	6HH1	FRR33P2G		—	8-94395-654-2
		95.02-96.10	6HH1	FRR33P2G	A/ T	—	8-94395-657-1
		95.02-99.01	6HH1	FRR33P2G	M/ T	—	8-94395-656-3
		96.10-	6HH1	FRR33P2G	A/ T	—	8-94395-657-5
		96.11-99.01	6HH1	FRR33P4, C3S, T4		—	8-94391-058-2
96.11-99.01	6HH1	FRR33P4, C3S, T4	A/ T	—	8-94395-657-5		

※ : Components may slightly differ from GENUINE No.

◇ : Complete Assembly Only.

& : Part No. requires additional components for installation.

# ISUZU

Model	Year	Engine Type	Body Type	Remarks	AISIN No.	Genuine No.		
<b>FORWARD</b>	8200	96.11-99.01	6HH1	FRR33P4, C3S, T4	M/T	—	8-94395-656-5	
		97.02-99.04	6HH1-S	FRS33E4, H4		—	8-94395-656-1	
		99.01-	6HH1	FRR33P2G		—	8-94391-058-2	
		99.02-99.04	6HH1	FRR33P4, C3S, T4		—	8-94395-656-3	
		99.04-	6HH1	FRR33P4, T4	ABS A/T	—	8-94391-670-5	
		99.04-	6HH1	FRR33P4, T4	ABS M/T	—	8-94395-656-3	
		99.04-99.06	6HH1	FRR33P4, T4		—	8-97392-818-2	
	99.07-	6HH1	FRR33P4, T4		—	8-97392-819-5		
<b>GEMINET</b>	1600	88.09-94.03	EA71	AP8,AP9		—	21110-AA121	
<b>GEMINI</b>	1500	85.05-90.02	4XC1T	JT150	W/ P=w/ o Gasket	<b>WPG-020</b>	8-94109-591-0	
		85.11-89.05	4EC1T	JT600	W/ P=w/ o Gasket	—	8-94124-093-4	
		89.01-90.02	4EC1T	JT150	W/ P=w/ Gasket	—	8-94376-866-0	
		89.01-90.02	4XC1T	JT150	W/ P=w/ o Gasket	—	8-94376-866-0	
		89.06-90.02	4EC1T	JT600	W/ P=w/ o Gasket	—	8-97101-319-0	
		90.02-93.09	4XC1	JT151F		—	8-97031-472-0	
		95.02-95.10	D15B	MJ3-100		<b>WPH-006</b>	5-86003-639-0	
		95.10-98.03	D15B	MJ3-110		—	5-86008-903-0	
		97.01-	D15B	MJ4-100/ 110/ 120		<b>WPH-011A</b>	5-86008-905-0	
		1600	88.03-89.04	4XE1	JT190		—	8-94437-048-0
			89.05-90.02	4XE1	JT190		—	8-94360-200-0
			90.02-93.09	4XE1	JT191F		—	8-97031-473-0
			90.02-93.09	4XE1T	JT191S	TURBO	—	8-97031-473-0
			93.09-95.10	ZC	MJ1-100/ 110	CC	<b>WPH-002</b>	5-86003-638-0
			93.09-95.10	ZC	MJ1-100/ 110	GG	<b>WPH-006</b>	5-86003-639-0
			93.09-95.10	ZC	MJ2-100/ 110	W/ P=KEIHIN Made	<b>WPH-002</b>	5-86003-637-0
			93.09-95.10	ZC	MJ2-100/ 110	W/ P=YAMADA Made	<b>WPH-002</b>	5-86003-638-0
			95.10-98.03	ZC	MJ1-120	W/ P=YAMADA Made	<b>WPH-011A</b>	5-86008-904-0
			95.10-98.03	ZC	MJ2-120	W/ P=YAMADA Made	<b>WPH-011A</b>	5-86008-904-0
			97.01-00.06	D16A	MJ5-100/ 110/ 120		<b>WPH-011A</b>	5-86008-904-0
	97.01-00.06		D16A	MJ6-100/ 110/ 120		<b>WPH-011A</b>	5-86008-904-0	
	1700		90.02-93.09	4EE1T	JT641F, JT641S	TURBO	—	8-97106-002-0
<b>MU AMIGO,</b>	2600	89.04-93.10	4ZE1	UCS17		—	8-97081-623-0	
<b>OPEL FRONTERA</b>	2800	90.07-93.10	4JB1	UCS55		<b>WPG-021A</b>	8-97105-012-0	
	3000	98.05-	4JX1	UES73		—	8-97180-326-0	
	3100	93.10-98.07	4JG2	UCS69		<b>WPG-021A</b>	8-97105-012-0	
	3200	00.05-	6VD1	UES25		—	8-97167-554-0	
<b>NEW ASKA</b>	1800	97.09-	F18B	CJ2-100/ 110		<b>WPH-001</b>	5-86007-713-0	
	2000	94.03-97.10	F20B	CJ1		<b>WPH-001</b>	5-86007-713-0	
		97.09-	F20B	CJ3-100/ 110		<b>WPH-001</b>	5-86007-713-0	
<b>NEW GEMINI</b>	1500	95.02-95.10	D15B	MJ3-100		<b>WPH-006</b>	5-86003-639-0	
		95.10-98.03	D15B	MJ3-110		<b>WPH-011A</b>	5-86008-904-0	
		97.01-	D15B	MJ4		<b>WPH-011A</b>	5-86008-904-0	
	1600	93.09-95.10	ZC	MJ1		<b>WPH-002</b>	5-86003-638-0	
		93.09-95.10	ZC	MJ1		<b>WPH-006</b>	5-86003-639-0	
		93.09-95.10	ZC	MJ2		<b>WPH-002</b>	5-86003-637-0	
		93.09-95.10	ZC	MJ2		<b>WPH-002</b>	5-86003-638-0	

※ : Components may slightly differ from GENUINE No.

◇ : Complete Assembly Only.

& : Part No. requires additional components for installation.

# ISUZU

Model	Year	Engine Type	Body Type	Remarks	AISIN No.	Genuine No.		
<b>NEW GEMINI</b>	1600	95.10-98.03	ZC	MJ1		<b>WPH-011A</b>	5-86008-904-0	
		95.10-98.03	ZC	MJ2		<b>WPH-011A</b>	5-86008-904-0	
		97.01-00.06	D16A	MJ5		<b>WPH-011A</b>	5-86008-904-0	
		97.01-00.06	D16A	MJ6		<b>WPH-011A</b>	5-86008-904-0	
<b>PA·NERO</b>	1500	91.11-93.09	4XC1	JT151F		—	8-97031-472-0	
		1600	90.04-93.09	4XE1	JT191F		—	8-97031-473-0
		2500	91.03-92.10	4XE1	JT191S	TURBO	—	8-97031-473-0
<b>PIAZZA IMPULSE</b>	1800	91.07-	4XF1	JT221F		—	8-97031-472-0	
		2000	84.06-91.07	4ZC1	JR120	TURBO	—	8-94376-845-0
<b>VehiCROSS</b>	3200	97.03-99.02	6VD1	UGS25		—	8-97167-554-0	
<b>WIZARD OPEL</b>	3000	98.05-02.09	4JX1	UES73		—	8-97180-326-0	
<b>FRONTERA</b>	3200	98.05-02.09	6VD1	UES25		—	8-97167-554-0	
		99.02-02.09	6VD1	UER25		—	8-97167-554-0	

※ : Components may slightly differ from GENUINE No.  
 ◇ : Complete Assembly Only.  
 & : Part No. requires additional components for installation.

# SPECIFIC INDEX FOR DAIHATSU

CAR NAME	PAGE
ALTIS	129
ALZA, BOON LUMINAS	129
APPLAUSE	129
CHARADE	129
COPEN	129
CUORE, MIRA	129
DELTA	130
DELTA VAN/WAGON	131
DELTA WIDE	131
ESSE	131
EXTOL, ATRAI 7	131
EXTOL, HIJET GRAN CARGO	131
GRAN MAX	131
GRAN MOVE, PYZAR	131
HIJET, ATRAI	131
LEEZA	132
MATERIA, COO	132
MAX	132
MIDGIT II	132
MIRA AVY	132

CAR NAME	PAGE
MIRA COCOA	132
MIRA E:S	132
MOVE	132
MOVE CONTE	133
MOVE LATTE	133
NAKID	133
OPTI	133
ROCKY	133
SIRION, MYVY, BOON	133
SIRION, STORIA	134
SONICA	134
TAFT, RUGGER	134
TANTO EXE	134
TERIOS	134
TERIOS KID	134
TERIOS LUCIA	134
TERIOS, BEGO	134
XENIA	134
YRV	134

# DAIHATSU

Model	Year	Engine Type	Body Type	Remarks	AISIN No.	Genuine No.	
<b>ALTIS</b>	2200	00.03-01.09	5SFE	SXV20N, SXV25N		<b>WPTK-010</b>	16100-79185
		00.03-01.09	5SFE	SXV20N, SXV25N		<b>WPT-010A</b>	16110-79026
	2400	01.09-	2AZFE	ACV30N, ACV35N		<b>WPT-129</b>	16100-28041
		06.01-09.01	2AZFE	ACV40N, ACV45N		<b>WPTS-008</b>	16100-0H050
<b>ALZA, BOON LUMINAS</b>	1500	08.12-	3SZVE	M502G, M512G		<b>WPT-117</b>	16100-B9010
<b>APPLAUSE</b>	1600	89.06-94.04	HD	A111S		—	16100-B9170
		89.06-00.05	HD	A101S		—	16100-B9170
<b>CHARADE</b>	1000	87.01-88.01	CB	G100S	TURBO	<b>WPD-007</b>	16100-87730
		87.01-93.01	CB	G100S	EXCEPT(TURBO)	<b>WPD-007</b>	16100-87730
		87.01-93.01	CB	G100S	TWIN CAM TURBO	—	16100-87731
		87.01-93.01	CL	G101S		—	16100-87726
	1300	88.01-93.01	HCE	G102S, G112S		—	16100-B9170
		93.01-00.03	HCE	G200S		—	16100-B9170
	1500	93.01-00.05	HEEG	G203S, G213S		—	16100-B9170
	1600	93.01-00.05	HDEG	G201S		—	16100-B9170
<b>COPEN</b>	660	02.06-	JBDET	L880K	DOHC TURBO	—	16100-B9330
<b>CUORE, MIRA</b>	550	85.08-87.10	EB	L70S/V,L71V		<b>WPD-002</b>	16100-87252
	660	90.03-95.01	EFCL	L200S/V,L210V		<b>WPD-001</b>	16100-B9210
		90.03-95.01	EFHL	L210S		<b>WPD-001</b>	16100-B9210
		90.03-95.01	EFJL	L220S		<b>WPD-001</b>	16100-B9210
		90.03-95.01	EFXL	L200V		<b>WPD-001</b>	16100-B9210
		94.08-97.08	EFKL	L500S		<b>WPD-001</b>	16100-B9210
		94.08-97.08	FEEL	L510S		<b>WPD-001</b>	16100-B9210
		94.08-98.08	EFCL	L500V,L510V		<b>WPD-001</b>	16100-B9210
		94.08-98.08	JBIL	L502S,L512S		<b>WPD-022</b>	16100-87250
		95.10-98.08	EFRL	L500S		※ <b>WPD-045</b>	16100-87249
		95.10-98.08	EFRL	L500S		<b>WPD-023</b>	16102-87207
		95.10-98.08	EFZL	L510S		※ <b>WPD-045</b>	16100-87249
		95.10-98.08	EFZL	L510S		<b>WPD-023</b>	16102-87207
		97.09-98.08	EFFL	L500S		<b>WPD-001</b>	16100-B9210
		98.10-00.09	EFVN	L700V,L710V		※ <b>WPD-045</b>	16100-87249
		98.10-00.09	EFVN	L700V,L710V		<b>WPD-023</b>	16102-87207
		98.10-02.12	EFSE	L700S/V,L710S/V		—	16100-B9101
		98.10-04.08	EFVE	L700S,L710S		※ <b>WPD-045</b>	16100-87249
		98.10-04.08	EFVE	L700S,L710S		<b>WPD-023</b>	16102-87207
		00.09-02.12	EFVE	L700V		※ <b>WPD-045</b>	16100-87249
		00.09-02.12	EFVE	L700V		<b>WPD-023</b>	16102-87207
		00.09-04.08	EFDE	L700S,L710S		※ <b>WPD-045</b>	16100-87249
		00.09-04.08	EFDE	L700S,L710S		<b>WPD-023</b>	16102-87207
		02.12-04.10	EFVE	L250S/V,L260S		※ <b>WPD-045</b>	16100-87249
		02.12-04.10	EFVE	L250S/V,L260S		<b>WPD-023</b>	16102-87207
		02.12-04.10	EFVN	L260V		※ <b>WPD-045</b>	16100-87249
		02.12-04.10	EFVN	L260V		<b>WPD-023</b>	16102-87207
		02.12-06.12	EFVD	L250S		—	16100-B9110
		02.12-06.12	EFVD	L250S		—	16102-97203
	02.12-07.12	EFSE	L250S/V,L260S/V		—	16100-B9101	

※ : Components may slightly differ from GENUINE No.

◇ : Complete Assembly Only.

& : Part No. requires additional components for installation.

DAIHATSU

# DAIHATSU

Model	Year	Engine Type	Body Type	Remarks	AISIN No.	Genuine No.	
<b>CUORE, MIRA</b>	660	04.09-04.10	EFDE	L700S		<b>WPD-043</b>	16100-B9120
		04.09-04.10	EFDE	L700S		<b>WPD-049</b>	16102-B2010
	04.09-04.10	EFVE	L700S,L710S		<b>WPD-043</b>	16100-B9120	
	04.09-04.10	EFVE	L700S,L710S		—	16102-B2010	
	04.10-04.10	EJVE	L701S,L711S		—	16100-97244	
	04.10-04.10	EJVE	L701S,L711S		—	16102-B2010	
	04.10-05.08	EFVN	L250V,L260V		<b>WPD-043</b>	16100-B9120	
	04.10-05.08	EFVN	L250V,L260V		—	16102-B2010	
	04.10-07.12	EFVE	L250S/ V,L260S		<b>WPD-043</b>	16100-B9120	
	04.10-07.12	EFVE	L250S/ V,L260S		—	16102-B2010	
	04.11-	EFVE	L650S,L660S		<b>WPD-043</b>	16100-B9120	
	04.11-	EFVE	L650S,L660S		—	16102-B2010	
	05.08-07.12	EFVN	L260V		<b>WPD-043</b>	16100-B9120	
	05.08-07.12	EFVN	L260V		—	16102-B2010	
	06.12-07.10	KFDET	L275S,L285S		<b>&amp; WPD-044</b>	16100-B9350	
	06.12-07.10	KFVE	L275S,L285S		<b>&amp; WPD-044</b>	16100-B9350	
	07.10-08.12	KFVE	L275S/ V,L285S/ V		<b>&amp; WPD-044</b>	16100-B9451	
	07.10-10.01	KFDET	L275S,L285S		<b>&amp; WPD-044</b>	16100-B9451	
	10.01-10.04	KFDET	L275S,L285S		<b>&amp; WPD-044</b>	16100-B9452	
	10.01-10.10	KFVE	L275S/ V,L285S/ V		<b>&amp; WPD-044</b>	16100-B9452	
	10.10-	KFVE	L275S/ V,L285S/ V		<b>WPD-044</b>	16100-B9454	
	10.10-11.07	KFDET	L275S,L285S		<b>WPD-044</b>	16100-B9454	
	10.10-11.07	KFVN	L275V		<b>WPD-044</b>	16100-B9454	
1000	02.08-04.10	EJVE	L701S,L711S		※ <b>WPD-023</b>	16100-97205	
	02.08-04.10	EJVE	L701S,L711S		<b>WPD-023</b>	16102-87207	
<b>DELTA</b>	2700	00.05-	3RZFE	RZU300N,RZU340N		—	16100-79445
	2800	84.09-87.08	DL	V57		—	16100-87387
		87.08-95.04	DL	V57		—	16100-B9090
	3000	84.09-88.08	B	V98,V98D,V99		<b>WPT-054</b>	16100-59145
		88.08-	B	V98,V98D,V99		<b>WPT-047</b>	16100-59166
	3400	84.09-88.08	13B	V75,V75D,V76,V78,V78D,V79		<b>WPT-054</b>	16100-59145
		95.05-99.05	3B	BU100N,BU105N		<b>WPT-047</b>	16100-59166
	3700	88.08-	14B	V115,V116,V118,V118D,V119		<b>WPT-047</b>	16100-59166
		99.05-	4B	BU301J/ N,BU306N/ Z,BU346		—	16100-59285
	4100	95.05-99.05	15BF	BU102J/ N/ P/ U,BU107N,BU112J/ N/ U, BU142N,BU147N,BU162J/ N/ U, BU172N,BU212N/ S,BU222N		<b>WPT-047</b>	16100-59166
		99.08-	15BFTE	BU400N,BU410N,BU420N,BU430N		<b>WPT-171</b>	16100-59295
		00.05-03.06	15B	XZU301J/ P,XZU302N,XZU341N,XZU342N		<b>WPT-047</b>	16100-59166
		00.11-03.06	15BCNG	XZU412N		<b>WPT-047</b>	16100-59166
	4600	99.05-00.11	S05C	XZU302J/ N/ P/ U,XZU307N/ Z,XZU312U, XZU322N/ U,XZU337N,XZU342N, XZU347N,XZU352U,XZU402N,XZU412N		—	16100-78030
		99.07-	S05C	XZU362J/ N/ U,XZU372N,XZU382N		—	16100-78042
00.11-		S05C	XZU302J/ N/ P/ U,XZU307N/ Z,XZU312U, XZU322N/ U,XZU337N,XZU342N, XZU347N,XZU352U,XZU402N,XZU412N		—	16100-78051	

※ : Components may slightly differ from GENUINE No.

◇ : Complete Assembly Only.

& : Part No. requires additional components for installation.

# DAIHATSU

Model	Year	Engine Type	Body Type	Remarks	AISIN No.	Genuine No.	
<b>DELTA</b>	4900	99.05-00.11	S05D	XZU301J/ N/ P/ U, XZU306N, XZU311J/ U, XZU321J/ U, XZU331N, XZU341N, XZU346N, XZU351U, XZU401N, XZU411N, XZU421N		—	16100-78030
		99.07-00.11-	S05D S05D	XZU371N XZU301J/ N/ P/ U, XZU306N, XZU311J/ U, XZU321J/ U, XZU331N, XZU341N, XZU346N, XZU351U, XZU401N, XZU411N, XZU421N		— —	16100-78042 16100-78051
	5300	99.05-00.11	J05C	XZU300P, XZU320J, XZU330N, XZU340N, XZU350P, XZU400J/ N, XZU410N, XZU420N, XZU430N		—	16100-78030
		00.11-	J05C	XZU300P, XZU320J, XZU330N, XZU340N, XZU350P, XZU400J/ N, XZU410N, XZU420N, XZU430N		—	16100-78051
<b>DELTA VAN/WAGON</b>	1500	96.10-98.12	5KJ	KR41J		<b>WPT-024A</b>	16100-19156
	1800	96.10-98.12	7K	KR42J		<b>WPT-122</b>	16100-19276
		99.01-02.08	7KE	KR42J		<b>WPT-122</b>	16100-19276
	2000	96.10-98.10	2C	CR41J, CR51J		<b>WPT-126</b>	16100-64H06
		96.10-01.10	3SFE	SR40N, SR50N		<b>WPTK-010</b>	16100-79186
		96.10-01.10	3SFE	SR40N, SR50N		<b>WPT-010A</b>	16110-79026
	2200	98.10-98.12	2C	CR41J, CR51J		<b>WPT-126</b>	16100-69297
		96.10-98.10	3CT	CR40N, CR50N		<b>WPT-126</b>	16100-64H06
		98.10-98.12	3CT	CR40N, CR50N		<b>WPT-126</b>	16100-69297
99.01-02.08		3CE	CR42J, CR52J		<b>WPT-126</b>	16100-69435	
	99.01-02.08	3CTE	CR40N, CR50N		<b>WPT-126</b>	16100-69435	
<b>DELTA WIDE</b>	1300	79.10-90.08	4K	KB12, KD20		<b>WPT-024A</b>	16100-19156
		82.11-91.12	4KJ	KB26V		<b>WPT-024A</b>	16100-19156
	1500	89.12-91.12	5KJ	KB27V		<b>WPT-024A</b>	16100-19156
	1600	82.11-88.08	1YJ	YB26V		<b>WPT-016A</b>	16100-79037
	1800	82.11-88.08	2YU	YB20G		<b>WPT-016A</b>	16100-79037
		83.04-88.08	1C	CB26V		※ <b>WPT-004</b>	16100-64H04
		88.08-96.09	2YJ	YB25V		<b>WPT-016A</b>	16100-79037
	2000	82.11-88.08	3YEU	YB21G		<b>WPT-016A</b>	16100-79037
		83.04-90.05	2C, 2CT	CB21G, CB27V		※ <b>WPT-004</b>	16100-64H04
		90.05-96.09	2C, 2CT	CB21G, CB27V		<b>WPT-126</b>	16100-64H06
2200	93.09-96.09	3CT	CB22G, CB31G		<b>WPT-059</b>	16100-69376	
<b>ESSE</b>	660	10.04-	KFVE	L235S, L245S		<b>WPD-044</b>	16100-B9454
<b>EXTOL, ATRAI 7</b>	1300	00.07-04.11	K3VE	S221G, S231G		<b>WPT-175</b>	16100-B9440
<b>EXTOL, HIJET GRAN CARGO</b>	1300	01.07-04.11	K3VE	S221V, S231V		<b>WPT-175</b>	16100-B9440
<b>GRAN MAX</b>	1500	08.01-	3SZVE	S402, S412		<b>WPT-175</b>	16100-B9440
<b>GRAN MOVE, PYZAR</b>	1500	96.08-02.07	HEEG	G303G, G313G		<b>WPD-034</b>	16100-B9170
	1600	96.08-02.07	HDEP	G301G, G311G		<b>WPD-034</b>	16100-B9170
<b>HIJET, ATRAI</b>	550	86.05-90.04	EB	S80C/ P, S91C/ P		<b>WPD-005</b>	16100-87511
		86.05-90.04	EB	S80V, S81V		<b>WPD-006</b>	16100-87512
	660	90.04-94.01	EFCS	S82C/ P, S83C/ P		<b>WPD-003</b>	16100-87509
		90.04-94.01	EFTS, EFVS	S82V/ W, S83V/ W		<b>WPD-004</b>	16100-87510
		94.01-98.12	EFES, EFNS	S100C/ CT/ P/ V/ W, S110C/ CT/ P/ V/ W, S120V, S130V	SOHC	<b>WPD-008</b>	16100-87507
		95.12-98.12	EFGS, EFZS	S100C/ CT/ P/ V/ W, S110P/ V/ W, S120V, S130V	DOHC	<b>WPD-038</b>	16100-87508
		95.12-98.12	EFGS, EFZS	S100C/ CT/ P/ V/ W, S110P/ V/ W, S120V, S130V	DOHC	<b>WPD-023</b>	16102-87207
98.12-	EFVE	S200C/ P, S210P	DOHC	<b>WPD-039</b>	16100-B9180		

※ : Components may slightly differ from GENUINE No.

◇ : Complete Assembly Only.

& : Part No. requires additional components for installation.

# DAIHATSU

Model	Year	Engine Type	Body Type	Remarks	AISIN No.	Genuine No.	
<b>HIJET, ATRAI</b>	660	98.12-	EFVE	S200C/ P,S210P	DOHC	<b>WPD-023</b>	16102-97204
		98.12-04.11	EFDET,EFVE	S200V/W,S210V/W,S220G/V,S230G/V	DOHC,DOHC TURBO	<b>WPD-040</b>	16100-B9200
		98.12-04.11	EFDET,EFVE	S200V/W,S210V/W,S220G/V,S230G/V	DOHC,DOHC TURBO	<b>WPD-030</b>	16102-97205
		98.12-04.11	EFSE	S200C/ P/V,S210C/ P/ V/ W	SOHC	<b>WPD-025</b>	16100-B9190
		98.12-04.11	EFSE,EFVE,EFVN	S200V/ P,S210V	CNG	<b>WPD-040</b>	16100-B9200
		98.12-04.11	EFSE,EFVE,EFVN	S200V/ P,S210V	CNG	<b>WPD-030</b>	16102-97205
		04.11-	EFDET,EFVE	S320G/ V,S330G/ V/ W	DOHC,DOHC TURBO	<b>WPD-040</b>	16100-B9200
		04.11-	EFDET,EFVE	S320G/ V,S330G/ V/ W	DOHC,DOHC TURBO	<b>WPD-030</b>	16102-97205
		04.11-	EFSE	S320V/ W,S330V/ W	SOHC	<b>WPD-025</b>	16100-B9190
		07.08-07.10	KFDET	S321G,S331G	TURBO	<b>&amp; WPD-044</b>	16100-B9350
		07.10-08.12	KFDET,KFVE	S321G/ V/ W,S331G/ V/ W	TURBO	<b>&amp; WPD-044</b>	16100-B9451
		07.12-	KFVE	S201C/ P,S211C/ P		<b>&amp; WPD-044</b>	16100-B9451
	08.12-10.10	KFDET,KFVE	S321G/ V/ W,S331G/ V/ W	TURBO	—	16100-B9461	
	10.10-	KFDET,KFVE	S321G/ V/ W,S331G/ V/ W	TURBO	<b>WPD-047</b>	16100-B9463	
<b>LEEZA</b>	550	86.11-90.07	EB	L100S, L100V		<b>WPD-002</b>	16100-87252
	660	90.08-92.07	EFHL	L111S, L111SK		—	16100-B9210
<b>MATERIA, COO</b>	1300	06.05-	K3VE	M401S, M411S		<b>WPT-117</b>	16100-B9010
	1500	06.05-	3SZVE	M402S		<b>WPT-117</b>	16100-B9010
<b>MAX</b>	660	01.11-04.10	EFDET	L950S		<b>※ WPD-045</b>	16100-87249
		01.11-04.10	EFDET	L950S		<b>WPD-023</b>	16102-87207
		01.11-04.10	EFVE	L950S, L960S		<b>※ WPD-045</b>	16100-87249
		01.11-04.10	EFVE	L950S, L960S		<b>WPD-023</b>	16102-87207
		01.11-04.10	JBDET	L952S, L962S		<b>WPD-026</b>	16100-B9330
		04.10-05.11	EFDET	L950S		<b>WPD-043</b>	16100-B9120
		04.10-05.11	EFDET	L950S		<b>WPD-049</b>	16102-B2010
		04.10-05.11	EFVE	L950S, L960S		<b>WPD-043</b>	16100-B9120
	04.10-05.11	EFVE	L950S, L960S		<b>WPD-049</b>	16102-B2010	
<b>MIDGIT II</b>	660	96.03-99.08	EFCK	K100C/ P	GAS	<b>WPD-008</b>	16100-87507
		99.08-01.07	EFSE	K100C/ P	EFI	<b>WPD-025</b>	16100-B9190
<b>MIRA AVY</b>	660	01.12-04.10	EFDET	L250S,L260S		<b>WPD-031</b>	16100-87251
		01.12-04.10	EFDET	L250S,L260S		<b>WPD-037</b>	16102-87208
		02.12-04.10	EFVE	L250S,L260S		<b>※ WPD-045</b>	16100-87249
		02.12-04.10	EFVE	L250S,L260S		<b>WPD-023</b>	16102-87207
		04.10-06.12	EFDET	L250S,L260S		<b>WPD-046</b>	16100-B9130
		04.10-06.12	EFDET	L250S,L260S		<b>WPD-048</b>	16102-97207
		04.10-06.12	EFDET	L250S,L260S		<b>WPD-048</b>	16102-B0010
		04.10-07.12	EFVE	L250S,L260S		<b>WPD-043</b>	16100-B9120
		04.10-07.12	EFVE	L250S,L260S		<b>WPD-049</b>	16102-B2010
<b>MIRA COCOA</b>	660	09.07-10.01	KFVE	L675S,L685S		<b>※ WPD-044</b>	16100-B9451
		10.01-10.04	KFVE	L675S,L685S		<b>※ WPD-044</b>	16100-B9452
		10.10-	KFVE	L675S,L685S		<b>WPD-044</b>	16100-B9454
<b>MIRA E:S</b>	660	11.08-	KFVE	LA300S,LA310S		<b>WPD-044</b>	16100-B9454
<b>MOVE</b>	660	95.08-98.09	EFGL,EFZL	L600S,L610S		<b>※ WPD-045</b>	16100-87249
		95.08-98.09	EFGL,EFZL	L600S,L610S		<b>WPD-023</b>	16102-87207
		95.08-98.09	JB JL	L602S	TURBO	<b>WPD-022</b>	16100-87250
		98.10-00.09	EFSE	L900S		<b>WPD-024</b>	16100-B9101

※ : Components may slightly differ from GENUINE No.

◇ : Complete Assembly Only.

& : Part No. requires additional components for installation.



# DAIHATSU

Model	Year	Engine Type	Body Type	Remarks	AISIN No.	Genuine No.	
<b>MOVE</b>	660	98.10-02.09	EFDET	L900S	TURBO	※WPD-045	16100-87249
		98.10-02.09	EFDET	L900S	TURBO	WPD-023	16102-87207
		98.10-02.09	EFVE	L900S,L910S		※WPD-045	16100-87249
		98.10-02.09	EFVE	L900S,L910S		WPD-023	16102-87207
		98.10-02.09	JBJDET	L902S,L912S	TURBO	WPD-026	16100-B9330
		02.10-	JBJDET	L152S	TURBO	—	16100-B9140
		02.10-04.10	EFDET	L150S,L160S	TURBO	WPD-031	16100-87251
		02.10-04.10	EFDET	L150S,L160S	TURBO	WPD-037	16102-87208
		02.10-04.10	EFVE	L150S,L160S		※WPD-045	16100-87249
		02.10-04.10	EFVE	L150S,L160S		WPD-023	16102-87207
		04.10-	EFDET	L150S,L160S	TURBO	WPD-046	16100-B9130
		04.10-	EFDET	L150S,L160S	TURBO	WPD-048	16102-97207
		04.10-	EFDET	L150S,L160S	TURBO	WPD-048	16102-B0010
		04.10-	EFVE	L150S,L160S		WPD-043	16100-B9120
		04.10-	EFVE	L150S,L160S		WPD-049	16102-B2010
		06.10-07.10	KFDET,KFVE	L175S,L185S	TURBO	& WPD-044	16100-B9350
		07.10-08.12	KFDET,KFVE	L175S,L185S	TURBO	& WPD-044	16100-B9451
10.01-	KFDET,KFVE	L175S,L185S	TURBO	& WPD-044	16100-B9452		
10.12-	KFDET,KFVE	LA100S,LA110S	TURBO	& WPD-044	16100-B9454		
<b>MOVE CONTE</b>	660	08.08-10.01	KFDET,KFVE	L575S,L585S		& WPD-044	16100-B9451
		10.01-10.10	KFDET,KFVE	L575S,L585S		& WPD-044	16100-B9452
		10.10-11.06	KFDET,KFVE	L575S,L585S		& WPD-044	16100-B9454
<b>MOVE LATTE</b>	660	04.08-04.09	EFDET	L550S,L560S	TURBO	WPD-031	16100-87251
		04.08-04.09	EFDET	L550S,L560S	TURBO	WPD-037	16102-87208
		04.08-04.09	EFVE	L550S,L560S		※WPD-045	16100-87249
		04.08-04.09	EFVE	L550S,L560S		WPD-023	16102-87207
		04.10-	EFDET	L550S,L560S	TURBO	WPD-046	16100-B9130
		04.10-	EFDET	L550S,L560S	TURBO	WPD-048	16102-97207
		04.10-	EFDET	L550S,L560S	TURBO	WPD-048	16102-B0010
		04.10-	EFVE	L550S,L560S		WPD-043	16100-B9120
04.10-	EFVE	L550S,L560S		WPD-049	16102-B2010		
<b>NAKID</b>	660	99.11-03.12	EFVE,EFDET	L750S,760S		※WPD-045	16100-87249
		99.11-03.12	EFVE,EFDET	L750S,760S		WPD-043	16102-B2010
<b>OPTI</b>	660	92.02-97.08	FEEL	L300S, L310S		—	16100-B9210
		95.10-98.08	EFZL	L300S, L310S		WPD-031	16100-87251
		95.10-98.08	EFZL	L300S, L310S		WPD-037	16102-87208
		97.09-98.08	EFKL	L300S		—	16100-B9210
		98.11-00.02	JBDE	L802S		WPD-026	16100-B9330
		98.11-02.08	EFVE	L800S,L810S		※WPD-045	16100-87249
		98.11-02.08	EFVE	L800S,L810S		WPD-024	16100-B9101
		98.11-02.08	EFVE	L800S,L810S		WPD-023	16102-87207
		01.09-02.08	EFDE	L800S,L810S		※WPD-045	16100-87249
		01.09-02.08	EFDE	L800S,L810S		WPD-023	16102-87207
<b>ROCKY</b>	1600	90.07-97.05	HDE	F300S		—	16100-B9250
<b>SIRION, MYVY, BOON</b>	936	06.03-	KJVET	M312S	X4	WPT-117	16100-B9010
	1000	04.05-10.02	1KRFE	M300S, M310S		WPT-186	16100-80003

※ : Components may slightly differ from GENUINE No.

◇ : Complete Assembly Only.

& : Part No. requires additional components for installation.

# DAIHATSU

Model	Year	Engine Type	Body Type	Remarks	AISIN No.	Genuine No.	
SIRION, MYVY, BOON	1000	10.02-	1KRFE	M600S, M610S		<b>WPT-186</b>	16100-80007
	1300	04.05-10.02	K3VE	M301S		<b>WPT-117</b>	16100-B9010
		10.02-	1NRFE	M601S		—	16100-80004
SIRION, STORIA	700	98.03-04.05	JCDET	M112S		<b>WPD-026</b>	16100-97212
	1000	98.01-00.10	EJDE	M100S, M110S		※ <b>WPD-023</b>	16100-97205
		98.01-04.05	EJVE	M100S, M110S		※ <b>WPD-023</b>	16100-97205
	1300	00.05-04.05	K3VE	M101S, M111S		<b>WPT-117</b>	16100-B9010
SONICA	660	06.05-	KFDET	L405S,L415S		※ <b>WPD-044</b>	16100-B9350
TAFT, RUGGER	2800	84.04-87.09	DL	F70, F70V, F75V	DX	—	16100-87387
		84.04-87.09	DL	F70, F70V, F75V	EXCEPT(DX)	—	16100-87389
		84.04-87.09	DL	F71G, F76G		—	16100-87389
		87.09-90.11	DL	F70, F70V, F75V	DX	<b>WPD-011</b>	16100-87394
		87.09-90.11	DL	F70, F70V, F75V	EXCEPT(DX)	<b>WPD-012</b>	16100-87395
		87.09-90.11	DL	F71G, F76G		<b>WPD-012</b>	16100-87395
		93.05-97.05	DL	F73G/W, F78G/W		<b>WPD-012</b>	16100-87395
TANTO EXE	660	03.11-04.09	EFDET	L350S,L360S	TURBO	<b>WPD-031</b>	16100-87251
		03.11-04.09	EFDET	L350S,L360S	TURBO	<b>WPD-037</b>	16102-87208
		03.11-04.09	EFVE	L350S,L360S		※ <b>WPD-045</b>	16100-87249
		03.11-04.09	EFVE	L350S,L360S		<b>WPD-023</b>	16102-87207
		04.09-07.12	EFDET	L350S,L360S	TURBO	<b>WPD-046</b>	16100-B9130
		04.09-07.12	EFDET	L350S,L360S	TURBO	<b>WPD-048</b>	16102-97207
		04.09-07.12	EFDET	L350S,L360S	TURBO	<b>WPD-048</b>	16102-B0010
		04.09-07.12	EFVE	L350S,L360S		<b>WPD-043</b>	16100-B9120
		04.09-07.12	EFVE	L350S,L360S		<b>WPD-049</b>	16102-B2010
		07.12-10.10	KFVE,KFDET	L375S,L385S		※ <b>WPD-044</b>	16100-B9452
		09.12-10.10	KFVE,KFDET	L455S,L465S		※ <b>WPD-044</b>	16100-B9452
		10.10-	KFVE,KFDET	L375S,L385S		※ <b>WPD-044</b>	16100-B9454
10.10-	KFVE,KFDET	L455S,L465S		※ <b>WPD-044</b>	16100-B9454		
TERIOS	1300	97.03-00.05	HCEJ	J100G		—	16100-B9250
		00.05-01.12	K3VE	J102G,J122G		※ <b>WPT-183</b>	16100-B9150
		01.12-	K3VE	J102G,J122G		<b>WPT-117</b>	16100-B9010
	1500	06.12-	3SZVE	F700		<b>WPT-117</b>	16100-B9010
TERIOS KID	660	98.10-04.08	EFDEM,EFDET	J111G,J131G		※ <b>WPD-045</b>	16100-87249
		04.09-12.05	EFDEM,EFDET	J111G,J131G		<b>WPD-043</b>	16100-B9120
TERIOS LUCIA	660	98.10-04.08	EFDEM	J111G,J131G		※ <b>WPD-045</b>	16100-87249
TERIOS, BEGO	1500	06.01-08.11	3SZFE	J200G, J210G		<b>WPT-117</b>	16100-B9010
XENIA	1300	03.12-11.11	K3DE,K3VE	F601		<b>WPT-117</b>	16100-B9010
		11.11-	K3VE	F651		<b>WPT-117</b>	16100-B9010
	1500	03.12-11.11	3SZVE	F602		<b>WPT-117</b>	16100-B9010
		11.11-	3SZVE	F652		<b>WPT-117</b>	16100-B9010
YRV	1000	00.08-	EJVE	M200G		※ <b>WPD-023</b>	16100-97205
		00.08-	EJVE	M200G		<b>WPD-023</b>	16102-87207
	1300	00.08-	K3VE	M201G, 211G		<b>WPT-117</b>	16100-B9010
		00.08-	K3VT	M201G		<b>WPT-117</b>	16100-B9010

※ : Components may slightly differ from GENUINE No.  
 ◇ : Complete Assembly Only.  
 & : Part No. requires additional components for installation.

# SPECIFIC INDEX FOR FUJIJUKO(SUBARU)

CAR NAME	PAGE
ALCYONE XT COUPE, SVX	136
BRZ	136
DEX	136
DIAS	136
DOMINGO E10, 12	136
EXIGA	136
FORESTER	136
IMPREZA	136
JUSTY	137
LEGACY	137
LEONE	138

CAR NAME	PAGE
LUCRA	139
PLEO	139
R1	139
R2	139
REX	139
SAMBAR JUMBO MINIVAN	139
STELLA	139
TRAVIQ OPEL ZAFIRA	140
TREZIA	140
VIVIO	140

# FUJIJUKO(SUBARU)

Model	Year	Engine Type	Body Type	Remarks	AISIN No.	Genuine No.	
<b>ALCYONE XT COUPE, SVX</b>	1800	85.06-91.09	EA82	AX4,AX7	TURBO	<b>WPF-007</b>	21110-AA026
	2700	87.07-91.09	ER27	AX9		—	21110-AA110
	3300	91.09-93.10	EG33	CXD		—	X2111-AA000
		91.09-96.11	EG33	CXW		—	X2111-AA000
<b>BRZ</b>	2000	12.03-	FA20	ZC6		—	21110-AA690
		12.03-	FA20	ZC6		—	SU003-00401
<b>DEX</b>	1300	08.11-	K3	M401F, M411F		<b>WPT-117</b>	16100-B9010
<b>DIAS</b>	660	09.08-	KFDET	S331N		—	16100-B9461
		09.09-	KFDET	S321N		—	16100-B9461
<b>DOMINGO E10, 12</b>	1000	83.10-86.05	EF10	KJ6		—	49709-5500P/ K
		83.10-94.06	EF10	KJ5		—	49709-5500P/ K
	1200	86.06-94.06	EF12	KJ8		—	21118-KA000
		94.06-98.11	EF12	FA7, FA8		—	21118-KA000
<b>EXIGA</b>	2000	08.06-	EJ20	YA4		<b>WPF-025</b>	21111-AA331
		08.06-	EJ20	YA5		<b>WPF-025</b>	21111-AA331
		08.06-	EJ20	YA5		<b>WPF-024</b>	21111-AA430
		09.07-10.08	EJ20	YA4		<b>WPF-024</b>	21111-AA450
		09.07-10.08	EJ20	YA5		<b>WPF-024</b>	21111-AA450
	2500	09.07-	EJ25	YA9		<b>WPF-025</b>	21111-AA320
<b>FORESTER</b>	2000	97.02-02.01	EJ20	SF5	ATM TURBO	<b>WPF-008</b>	X2111-AA042
		97.02-02.01	EJ20	SF5	MTM TURBO	<b>WPF-006</b>	X2111-AA082
		97.06-02.01	EJ20	SF5	EXCEPT (TURBO)	<b>WPF-002</b>	X2111-AA033
		02.02-04.01	EJ20	SG5	ATM TURBO	<b>WPF-008</b>	X2111-AA042
		02.02-04.01	EJ20	SG5	MTM TURBO	<b>WPF-006</b>	X2111-AA082
		02.02-04.12	EJ20	SG5	EGI	<b>WPF-002</b>	X2111-AA033
		04.02-	EJ20	SG5	ATM TURBO	<b>WPF-024</b>	X2111-AA250
		04.02-	EJ20	SG5	MTM TURBO	<b>WPF-023</b>	X2111-AA240
		05.01-	EJ20	SG5	EGI	<b>WPF-025</b>	X2111-AA280
		07.12-	EJ20	SH5		<b>WPF-025</b>	21111-AA331
	08.04-	EJ20	SH5		<b>WPF-024</b>	21111-AA430	
	10.07-	FB20	SHJ		—	21110-AA690	
	2500	98.08-02.01	EJ25	SF9		<b>WPF-002</b>	X2111-AA033
		04.02-04.12	EJ25	SG9		<b>WPF-023</b>	X2111-AA240
10.07-		EJ25	SH9		<b>WPF-024</b>	21111-AA430	
<b>IMPREZA</b>	1500	92.11-00.07	EJ15	GC1, GC2		<b>WPF-002</b>	X2111-AA033
		94.09-00.07	EJ15	GF1, GF2		<b>WPF-002</b>	X2111-AA033
		00.08-04.05	EJ15	GG2, GG3		<b>WPF-002</b>	X2111-AA033
		03.06-07.06	EJ15	GD2, GD3		<b>WPF-002</b>	X2111-AA033
		06.04-	EL15	CDC, CDD		<b>WPF-025</b>	X2111-AA320
		06.05-07.03	EJ15	GGC, GGD		<b>WPF-025</b>	X2111-AA320
		07.03-	EJ15	GH2, GH3		<b>WPF-025</b>	21111-AA331
		08.07-	EJ15	GE2, GE3		<b>WPF-025</b>	21111-AA331
	1600	92.11-96.08	EJ16	GC4		<b>WPF-002</b>	X2111-AA033
		92.11-96.08	EJ16	GF3, GF4		<b>WPF-002</b>	X2111-AA033
		11.09-	FB16	GJ2, GJ3, GP2, GP3		—	21110-AA690
	1800	92.11-94.08	EJ18	GFA		<b>WPF-002</b>	X2111-AA033

SUBARU

※ : Components may slightly differ from GENUINE No.

◇ : Complete Assembly Only.

& : Part No. requires additional components for installation.

# FUJIKO(SUBARU)

Model	Year	Engine Type	Body Type	Remarks	AISIN No.	Genuine No.	
<b>IMPREZA</b>	1800	92.11-96.08	EJ18	GC6		<b>WPF-002</b>	X2111-AA033
		92.11-00.07	EJ18	GF6		<b>WPF-002</b>	X2111-AA033
		96.09-00.07	EJ18	GF5		<b>WPF-002</b>	X2111-AA033
	2000	93.10-97.02	EJ20	GC8	ATM TURBO	<b>WPF-008</b>	X2111-AA042
		93.10-00.07	EJ20	GC8	MTM TURBO	<b>WPF-002</b>	X2111-AA033
		93.10-00.07	EJ20	GF8	ATM TURBO	<b>WPF-008</b>	X2111-AA042
		93.10-00.07	EJ20	GF8	MTM TURBO	<b>WPF-002</b>	X2111-AA033
		94.09-00.07	EJ20	GF8	EXCEPT (TURBO)	<b>WPF-006</b>	X2111-AA082
		96.09-00.07	EJ20	GC8	EXCEPT (TURBO)	<b>WPF-006</b>	X2111-AA082
		00.02-02.10	EJ20	GDB		<b>WPF-006</b>	X2111-AA082
		00.02-02.10	EJ20	GGB		<b>WPF-006</b>	X2111-AA082
		00.02-03.07	EJ20	GDA	ATM	<b>WPF-008</b>	X2111-AA042
		00.02-03.07	EJ20	GDA	MTM	<b>WPF-006</b>	X2111-AA082
		00.02-03.07	EJ20	GGA	ATM	<b>WPF-008</b>	X2111-AA042
		00.02-03.07	EJ20	GGA	MTM	<b>WPF-006</b>	X2111-AA082
		00.08-03.08	EJ20	GD9		<b>WPF-002</b>	X2111-AA033
		00.08-04.05	EJ20	GG9		<b>WPF-002</b>	X2111-AA033
		03.06-06.06	EJ20	GDA	ATM	<b>WPF-024</b>	X2111-AA250
		03.06-06.06	EJ20	GDA	MTM	<b>WPF-023</b>	X2111-AA240
		03.06-06.06	EJ20	GDB	With Oil cooler	<b>WPF-023</b>	X2111-AA240
		03.06-06.06	EJ20	GDB	Without Oil cooler	<b>WPF-024</b>	X2111-AA250
		03.06-06.06	EJ20	GGA	ATM	<b>WPF-024</b>	X2111-AA250
		03.06-06.06	EJ20	GGA	MTM	<b>WPF-023</b>	X2111-AA240
		07.03-	EJ20	GH7		<b>WPF-025</b>	21111-AA320
		07.03-09.02	EJ20	GH8	With Oil cooler	<b>WPF-023</b>	21111-AA240
		07.03-10.06	EJ20	GH8	Without Oil cooler	<b>WPF-024</b>	21111-AA250
		07.03-10.06	EJ20	GRB	With Oil cooler	<b>WPF-023</b>	21111-AA240
		08.07-	EJ20	GH6		<b>WPF-025</b>	21111-AA320
		08.07-10.06	EJ20	GE6, GE7		<b>WPF-025</b>	21111-AA320
		11.09-	FB20	GJ6		—	21110-AA690
	11.09-	FB20	GJ7		—	21110-AA690	
	11.09-	FB20	GP6		—	21110-AA690	
	11.09-	FB20	GP7		—	21110-AA690	
2500	08.07-	EJ25	GRF	With Oil cooler	<b>WPF-023</b>	21111-AA240	
	09.07-	EJ25	GVF	With Oil cooler	<b>WPF-023</b>	21111-AA240	
	09.07-10.06	EJ20	GVB	With Oil cooler	<b>WPF-023</b>	21111-AA240	
<b>JUSTY</b>	1000	84.02-88.10	EF10	KA5,KA6	—	49709-5500G/ K	
	1200	85.10-94.03	EF12	KA7	—	21135-KA000	
		85.10-94.03	EF12	KA8	—	21135-KA000	
<b>LEGACY</b>	1800	89.02-93.09	EJ18	BC2, BC3, BF3		<b>WPF-002</b>	21111-AA007
		94.06-98.11	EJ18	BD2, BD3, BG3		<b>WPF-002</b>	X2111-AA033
		96.06-98.11	EJ18	BG2		<b>WPF-002</b>	X2111-AA033
	2000	89.02-93.09	EJ20	BC4, BFA		<b>WPF-002</b>	21111-AA007
		89.02-93.09	EJ20	BC5, BF5	EXCEPT (TURBO)	<b>WPF-002</b>	21111-AA007
		89.02-93.09	EJ20	BC5, BF5	MTM TURBO	<b>WPF-006</b>	21111-AA026
89.08-91.05	EJ20	BC5, BF5	ATM TURBO	<b>WPF-006</b>	21111-AA026		

※ : Components may slightly differ from GENUINE No.

◇ : Complete Assembly Only.

& : Part No. requires additional components for installation.

# FUJIKO(SUBARU)

Model	Year	Engine Type	Body Type	Remarks	AISIN No.	Genuine No.	
<b>LEGACY</b>	2000	90.05-93.09	EJ20	BCA		<b>WPF-002</b>	21111-AA007
		90.06-93.09	EJ20	BCK, BCL, BCM		<b>WPF-002</b>	21111-AA007
		91.06-93.09	EJ20	BC5, BF5	ATM TURBO	<b>WPF-008</b>	21111-AA065
		92.06-93.09	EJ20	BF4		<b>WPF-002</b>	21111-AA007
		93.10-98.11	EJ20	BD4, BG4, BGA		<b>WPF-002</b>	X2111-AA033
		93.10-98.11	EJ20	BD5,BG5	ATM TURBO	<b>WPF-008</b>	21111-AA042
		93.10-98.11	EJ20	BD5,BG5	EXCEPT (TURBO)	<b>WPF-002</b>	X2111-AA033
		93.10-98.11	EJ20	BD5,BG5	MTM TURBO	<b>WPF-006</b>	X2111-AA082
		98.06-03.04	EJ20	BES	TURBO	<b>WPF-006</b>	X2111-AA082
		98.06-03.04	EJ20	BH5	ATM TURBO	<b>WPF-008</b>	X2111-AA042
		98.06-03.04	EJ20	BH5	EXCEPT (TURBO)	<b>WPF-002</b>	X2111-AA033
		98.06-03.04	EJ20	BH5	MTM TURBO	<b>WPF-006</b>	X2111-AA082
		98.12-03.04	EJ20	BE5		<b>WPF-008</b>	X2111-AA042
		98.12-03.04	EJ20	BE5	EXCEPT (TURBO)	<b>WPF-002</b>	X2111-AA033
		98.12-03.04	EJ20	BE5	MTM TURBO	<b>WPF-006</b>	X2111-AA082
		03.01-08.04	EJ20	BL5	CNG	<b>WPF-025</b>	X2111-AA260
		03.01-08.04	EJ20	BL5, BP5	2.0i	<b>WPF-025</b>	X2111-AA280
		03.01-08.04	EJ20	BL5, BP5	2.0R	<b>WPF-025</b>	X2111-AA260
	03.01-08.04	EJ20	BL5, BP5	ATM TURBO	<b>WPF-024</b>	X2111-AA250	
	03.01-08.04	EJ20	BL5, BP5	MTM TURBO	<b>WPF-023</b>	X2111-AA240	
	2200	92.06-93.09	EJ22	BF7, BFB		<b>WPF-002</b>	21111-AA007
		93.10-96.05	EJ22	BG7, BGB		<b>WPF-002</b>	X2111-AA033
	2500	94.10-98.11	EJ25	BD9, BG9, BGC		—	X2111-AA092
		98.06-03.04	EJ25	BH9, BHC		<b>WPF-002</b>	X2111-AA033
		01.05-03.04	EJ25	BE9		<b>WPF-002</b>	X2111-AA033
		04.03-	EJ25	BP9		<b>WPF-025</b>	X2111-AA280
		07.03-	EJ25	BL9	ATM	<b>WPF-025</b>	X2111-AA280
		08.03-	EJ25	BL9	MTM	<b>WPF-023</b>	X2111-AA240
		08.03-	EJ25	BP9	TURBO	<b>WPF-023</b>	X2111-AA240
		08.03-	EJ25	BPH		<b>WPF-024</b>	X2111-AA250
		09.02-	EJ25	BM9, BR9		<b>WPF-025</b>	21111-AA320
		09.02-	EJ25	BM9, BR9		<b>WPF-025</b>	21111-AA370
	3000	09.02-	EJ25	BM9, BR9		—	21111-AA380
00.05-03.04		EZ30	BHE		—	21110-AA360	
02.10-03.04		EJ25	BEE		—	21111-AA360	
03.01-		EZ30	BLE		—	21111-AA360	
03.01-		EZ30	BPE		—	21111-AA360	
3600	09.02-	EZ36	BRF		—	21110-AA510	
<b>LEONE</b>	1300	79.10-84.07	EA65	AF1		<b>WPF-012</b>	21110-AA050
		79.10-84.07	EA65	AM1		<b>WPF-012</b>	21110-AA050
	1500	94.04-98.11	GA15DS	CVFNY10	4WD	<b>WPN-001</b>	21010-OM301
		94.04-98.11	GA15DS	CVFY10		<b>WPN-001</b>	21010-OM301
	1600	79.06-84.07	EA71	AB2,AB3		<b>WPF-012</b>	21110-AA050
		79.10-84.07	EA71	AF2,AF3		<b>WPF-012</b>	21110-AA050
		79.10-84.07	EA71	AM2,AM3		<b>WPF-012</b>	21110-AA050
		84.07-88.08	EA71	AA2,AA3		—	21110-AA003

SUBARU

※ : Components may slightly differ from GENUINE No.

◇ : Complete Assembly Only.

& : Part No. requires additional components for installation.

# FUJIKO(SUBARU)

Model	Year	Engine Type	Body Type	Remarks	AISIN No.	Genuine No.	
<b>LEONE</b>	1600	84.10-88.08	EA71	AP2,AP3		—	21110-AA003
		88.09-94.03	EA71	AA2,AA3		—	21110-AA121
		88.09-94.03	EA71	AP2,AP3		—	21110-AA121
		88.09-94.03	EA71	AP8,AP9		—	21110-AA121
	1700	94.08-97.05	CD17	CVSNY10		<b>WPN-071</b>	21010-59Y25
	1800	79.06-84.07	EA81	AB4,AB5	EXCEPT (TURBO)	<b>WPF-005</b>	21110-AA060
		79.10-84.07	EA81	AF5		<b>WPF-005</b>	21110-AA060
		79.10-84.07	EA81	AM5		<b>WPF-012</b>	21110-AA050
		81.07-84.07	EA81	AJ5	EXCEPT (TURBO)	<b>WPF-005</b>	21110-AA060
		82.09-84.07	EA81	AB4,AB5	TURBO	—	21110-AA070
		82.10-84.07	EA81	AJ5	TURBO	—	21110-AA070
		84.08-89.01	EA82	AA4	EXCEPT (SE)	<b>WPF-003</b>	21110-AA017
		84.08-89.01	EA82	AA4	SE	<b>WPF-007</b>	21110-AA026
		84.08-89.01	EA82	AA5,AA7		<b>WPF-003</b>	21110-AA017
84.10-89.01		EA82	AL5,AL7		<b>WPF-003</b>	21110-AA017	
85.10-89.11		EA82	AP5		<b>WPF-003</b>	21110-AA017	
85.11-87.09		EA82	AG4,AG5		<b>WPF-003</b>	21110-AA017	
86.04-89.01	EA82	AG6		<b>WPF-003</b>	21110-AA017		
<b>LUCRA</b>	660	10.04-	KF	L455F		<b>&amp; WPD-044</b>	16100-B9452
		10.04-	KF	L465F		<b>&amp; WPD-044</b>	16100-B9452
<b>PLEO</b>	660	98.04-08.08	EN07	RA1,RA2,RV1,RV2	EXCEPT (RS)	<b>WPF-004</b>	21111-KA282
		99.04-99.07	EN07	RA1,RA2	RS	<b>WPF-022</b>	21111-KA230
		99.04-99.07	EN07	RA1,RA2,RV1,RV2	EXCEPT (RS)	<b>WPF-004</b>	21111-KA240
		10.04-	KF	L275B,L275F		<b>&amp; WPD-044</b>	16100-B9452
		10.04-	KF	L285B,L285F		<b>&amp; WPD-044</b>	16100-B9452
<b>R1</b>	660	04.11-05.04	EN07	RJ1, RJ2	R	—	X2111-KA311
		04.11-07.06	EN07	RJ1, RJ2	EXCEPT (R, S)	—	X2111-KA282
		05.04-06.10	EN07	RJ1, RJ2	R	—	X2111-KA320
		05.10-08.06	EN07	RJ1, RJ2	S	<b>WPF-022</b>	21111-KA271
		06.09-08.06	EN07	RJ1, RJ2	R	—	21111-KA330
		06.09-08.06	EN07	RJ1, RJ2	R	—	X2111-KA330
<b>R2</b>	660	03.10-04.11	EN07	RC1, RC2	R	—	21111-KA310
		03.10-04.11	EN07	RC1, RC2	R	—	X2111-KA310
		03.10-08.06	EN07	RC1, RC2	EXCEPT (R, S)	<b>WPF-004</b>	21111-KA282
		03.10-08.06	EN07	RC1, RC2	EXCEPT (R, S)	—	X2111-KA282
		03.10-08.06	EN07	RC1, RC2	S	<b>WPF-022</b>	21111-KA271
		04.10-05.04	EN07	RC1, RC2	R	—	21111-KA311
		04.10-05.04	EN07	RC1, RC2	R	—	X2111-KA311
		05.04-06.10	EN07	RC1, RC2	R	—	X2111-KA320
		06.09-08.06	EN07	RC1, RC2	R	—	X2111-KA330
<b>REX</b>	660	90.03-92.03	EN07	KH3,KH4		<b>WPF-004</b>	21111-KA152
		90.03-92.03	EN07	KP3,KP4		<b>WPF-004</b>	21111-KA152
<b>SAMBAR JUMBO MINIVAN</b>	660	95.11-98.12	EN07	KS3, KS4		<b>WPF-001</b>	21111-KA292
		95.11-98.12	EN07	KV3, KV4		<b>WPF-001</b>	21111-KA292
		98.08-12.04	EN07	TT1, TT2, TV1, TV2, TW1, TW2		<b>WPF-001</b>	21111-KA291
<b>STELLA</b>	660	06.04-11.04	EN07	RN1, RN2		<b>WPF-022</b>	21111-KA271

※ : Components may slightly differ from GENUINE No.

◇ : Complete Assembly Only.

& : Part No. requires additional components for installation.

# FUJIJUKO(SUBARU)

Model	Year	Engine Type	Body Type	Remarks	AISIN No.	Genuine No.	
<b>STELLA</b>	660	06.04-11.04	EN07	RN1, RN2		<b>WPF-026</b>	21111-KA330
		11.05-	KF	LA100F		<b>WPD-044</b>	16100-B9453
		11.05-	KF	LA110F		<b>WPD-044</b>	16100-B9453
<b>TRAVIQ OPEL ZAFIRA</b>	1800	03.07-04.12	Z18	XM182		—	90543935
	2200	01.08-04.12	Z22	XM220		—	93181118
<b>TREZIA</b>	1300	10.11-	1NRFE	NSP120X		<b>WPT-181</b>	16100-80004
	1500	10.11-	1NZFE	NCP120X		<b>WPT-111</b>	16100-29156
		10.11-	1NZFE	NCP125X		<b>WPT-111</b>	16100-29156
<b>VIVIO</b>	660	92.03-98.02	EN07	KK3, KK4, KW3, KW4, KY3		<b>WPF-004</b>	21111-KA154
		92.03-98.09	EN07	KK3, KK4	SUOER CHARGER, SS OR RX-R GRADE	<b>WPF-022</b>	21111-KA271
		98.02-98.09	EN07	KK3, KK4, KW3, KW4, KY3	E/ #877566-	<b>WPF-004</b>	21111-KA282

※ : Components may slightly differ from GENUINE No.  
 ◇ : Complete Assembly Only.  
 & : Part No. requires additional components for installation.



# SPECIFIC INDEX FOR SUZUKI

CAR NAME	PAGE
AERIO LIANA	142
ALTO	142
ALTO RAPIN	142
CAPPUCCINO	143
CARA	143
CARRY, EVERY	143
CERVO	143
CRUZE	144
CULTUS, CULTUS CRESCENT, SWIFT	144
ESCUDO VITARA	144
JIMMNY SAMURAI	145
KEI IGNIS	145

CAR NAME	PAGE
KIZASHI	145
LANDY	145
MR WAGON	145
PALETTE	145
SPLASH	145
SWIFT	145
SX4	146
TWIN	146
WAGON R	146
WAGON R PLUS	146
X-90	146

# SUZUKI

Model	Year	Engine Type	Body Type	Remarks	AISIN No.	Genuine No.	
<b>AERIO LIANA</b>	1500	01.11-07.03	M15A	RA21S, RB21S		<b>WPS-034</b>	17400-69G00
	1800	03.01-07.03	M18A	RC51S, RD51S		<b>WPS-034</b>	17400-69G00
<b>ALTO</b>	550	88.09-90.03	F5B	CL11V	-C/ #269696	—	17400-70820
		88.09-90.03	F5B	CL11V	C/ #269697-700000	<b>WPS-001</b>	17400-70830
		88.09-90.03	F5B	CL11V	C/ #700001-	—	17400-70820
		88.09-90.03	F5B	CM11V	-C/ #118801	—	17400-70820
		88.09-90.03	F5B	CM11V	C/ #118802-124298	<b>WPS-001</b>	17400-70830
		88.09-90.03	F5B	CM11V	C/ #124299-	—	17400-70820
		89.04-90.03	F5B	CN11S	C/ #130001-160517	—	17400-70820
		89.04-90.03	F5B	CN11S	C/ #160518-720000	<b>WPS-001</b>	17400-70830
		89.04-90.03	F5B	CN11S	C/ #720001-738768	—	17400-70820
		89.04-90.03	F5B	CN11S	C/ #738769-910000	<b>WPS-001</b>	17400-70830
		89.04-90.03	F5B	CN11S	C/ #910001-910234	—	17400-70820
		89.04-90.03	F5B	CN11S	C/ #910235-910317	<b>WPS-001</b>	17400-70830
		89.04-90.09	F5B	CP11S	C/ #110001-112344	—	17400-70820
		89.04-90.09	F5B	CP11S	C/ #112345-710000	<b>WPS-001</b>	17400-70830
		89.04-90.09	F5B	CP11S	C/ #710001-711474	—	17400-70820
		89.04-90.09	F5B	CP11S	C/ #711475-910000	<b>WPS-001</b>	17400-70830
		89.04-90.09	F5B	CP11S	C/ #910028-910317	<b>WPS-001</b>	17400-70830
		660	90.03-91.09	F6A	CL21V, CM21V		<b>WPS-001</b>
	90.03-91.09		F6A	CN21S, CP21S		<b>WPS-001</b>	17400-50813
	91.09-94.11		F6A	CL22V, CM22V		<b>WPS-001</b>	17400-50813
	91.09-94.11		F6A	CR22S, CS22S		<b>WPS-001</b>	17400-50813
	94.11-98.09		F6A	HA11S, HB11S		<b>WPS-001</b>	17400-50813
	94.11-98.09		F6A	HC11V, HD11V		<b>WPS-001</b>	17400-50813
	94.11-98.09		K6A	HA21S, HB21S		<b>WPS-050</b>	17400-73833
	98.10-		K6A	HA22S	EXCEPT TURBO EPO LEANBURN #100001-640000	<b>WPS-036</b>	17400-84815
	98.10-		K6A	HA22S	EXCEPT TURBO EPO P2 #100001-640000	<b>WPS-028</b>	17400-78851
	98.10-		K6A	HA22S	EXCEPT TURBO EPO P2/LEANBURN #110001-640000	<b>WPS-050</b>	17400-78871
	98.10-		K6A	HA22S	EXCEPT TURBO SC #100001-640000	<b>WPS-050</b>	17400-73833
	98.10-		K6A	HA22S	TURBO	<b>WPS-028</b>	17400-78851
	98.10-99.10		F6A	HA12S		<b>WPS-021</b>	17400-76810
	98.10-99.10		F6A	HA12S,HA12V	#100001-640000	<b>WPS-021</b>	17400-76810
	99.10-00.12		F6A	HA12S,HA12V	#110001-	<b>WPS-022</b>	17400-76820
	00.12-05.01	K6A	HA23S, 23V		<b>WPS-036</b>	17400-84815	
04.09-	K6A	HA24S		<b>WPS-045</b>	17400-58815		
05.01-	K6A	HA24V		<b>WPS-045</b>	17400-58815		
09.12-	K6A	HA25S,HA25V		※ <b>WPS-045</b>	17400-58816		
11.11-	R06A	HA35S		—	17400-50821		
1000					<b>WPS-035</b>	17400-76G70	
<b>ALTO RAPIN</b>	660	02.01-04.10	K6A	HE21S	EXCEPT TURBO #100001-920000	<b>WPS-036</b>	17400-84815
		02.01-04.10	K6A	HE21S	TURBO #100001-920000	<b>WPS-027</b>	17400-84825
		04.10-08.11	K6A	HE21S	EXCEPT TURBO #160001-	<b>WPS-036</b>	17400-84833
		04.10-08.11	K6A	HE21S	TURBO #160001-	—	17400-84843
		08.11-	K6A	HE22S	EXCEPT TURBO	※ <b>WPS-045</b>	17400-58816
		08.11-	K6A	HE22S	TURBO	<b>WPS-040</b>	17400-58826

※ : Components may slightly differ from GENUINE No.

◇ : Complete Assembly Only.

& : Part No. requires additional components for installation.

# SUZUKI

Model	Year	Engine Type	Body Type	Remarks	AISIN No.	Genuine No.	
<b>CAPPUCCINO</b>	660	91.10-95.05	F6A	EA11R		<b>WPS-001</b>	17400-50813
		95.05-98.10	K6A	EA21R		—	17400-80811
<b>CARA</b>	660	93.01-96.05	F6A	PG6SS		<b>WPS-001</b>	17400-50813
<b>CARRY, EVERY</b>	550	85.03-89.05	F5A	DA71B		<b>WPS-002A</b>	17400-78821
		85.03-89.05	F5A	DA71T,DB71T		<b>WPS-002A</b>	17400-78821
		85.03-89.05	F5A	DA71V,DB71V	2 VALVE	<b>WPS-002A</b>	17400-78821
		87.08-89.05	F5A	DA71V,DB71V	3 VALVE	<b>WPS-009</b>	17400-85821
		88.02-89.05	F5A	DA71T,DB71T	SUPER CHARGER	<b>WPS-009</b>	17400-85821
		89.05-90.03	F5B	DA41B/ 41T/ 41V		—	17400-62810
		89.05-90.03	F5B	DB41T,DB41V		—	17400-62810
	660	90.03-91.10	F6A	DA51B/ 51T/ 51V		—	17400-71811
		91.09-97.04	F6A	DC51B, DD51B		<b>WPS-003</b>	17400-51812
		91.09-99.01	F6A	DC51T, DD51T		<b>WPS-003</b>	17400-51812
		91.09-99.01	F6A	DE51V, DF51V		<b>WPS-003</b>	17400-51812
		99.01-99.11	F6A	DA52T		<b>WPS-023</b>	17400-78860
		99.01-99.11	F6A	DA52V		<b>WPS-023</b>	17400-78860
		99.01-99.11	F6A	DA52W		<b>WPS-023</b>	17400-78860
		99.01-99.11	F6A	DB52T		<b>WPS-023</b>	17400-78860
		99.01-99.11	F6A	DB52V		<b>WPS-023</b>	17400-78860
		99.03-99.11	F6A	DA52T		<b>WPS-023</b>	17400-78860
		99.03-01.09	F6A	DA52T		<b>WPS-024</b>	17400-78880
		99.11-00.05	F6A	DA52T		<b>WPS-024</b>	17400-78880
		99.11-01.09	F6A	DA52T		<b>WPS-024</b>	17400-78880
		99.11-01.09	F6A	DA52V		<b>WPS-024</b>	17400-78880
		99.11-01.09	F6A	DA52W		<b>WPS-024</b>	17400-78880
		99.11-01.09	F6A	DB52T		<b>WPS-024</b>	17400-78880
		99.11-01.09	F6A	DB52V		<b>WPS-024</b>	17400-78880
		01.08-02.05	K6A	DA62T	300001-	<b>WPS-053</b>	17400-65815
		01.08-05.08	K6A	DA62W	700001-900000	<b>WPS-053</b>	17400-65815
		01.09-	K6A	DB62T, DB62V, 62W		—	17400-65814
		01.11-05.08	K6A	DA62V	300001-600000	<b>WPS-053</b>	17400-65815
		02.05-	K6A	DA63T		<b>WPS-053</b>	17400-65815
		02.05-	K6A	DA63T		—	17400-65820
		02.05-12.01	K6A	DA63T		<b>WPS-053</b>	17400-65815
		02.11-03.08	K6A	DA62V	750001-900000	<b>WPS-053</b>	17400-65815
		02.11-03.08	K6A	DA62W	370001-600000	<b>WPS-053</b>	17400-65815
05.08-		K6A	DA64V, DA64W		—	17400-68830	
05.08-07.07	K6A	DA64V, DA64W		—	17400-68811		
05.11-	K6A	DA65T		<b>WPS-053</b>	17400-65815		
05.11-08.04	K6A	DA65T	100001-130000	<b>WPS-053</b>	17400-65815		
07.07-	K6A	DA64V, DA64W		—	17400-68822		
1300	99.06-	G13B	DA32W		<b>WPS-007A</b>	17400-82824	
<b>CERVO</b>	660	90.07-91.09	F6A	CN21S, CP21S		<b>WPS-001</b>	17400-50813
		90.07-91.09	F6B	CN31S, CP31S		—	17400-52811
		91.09-97.05	F6B	CN32S, CP32S		—	17400-52811
		91.09-98.06	F6A	CN22S, CP22S		<b>WPS-001</b>	17400-50813

※ : Components may slightly differ from GENUINE No.

◇ : Complete Assembly Only.

& : Part No. requires additional components for installation.

# SUZUKI

Model	Year	Engine Type	Body Type	Remarks	AISIN No.	Genuine No.	
<b>CERVO</b>	660	06.11-	K6A	HG21S	EXCEPT (TURBO)	—	17400-58815
		06.11-	K6A	HG21S	TURBO	—	17400-58825
<b>CRUZE</b>	1300	01.11-	M13A	HR51S		<b>WPS-034</b>	17400-69G00
		01.11-	M15A	HR81S		<b>WPS-034</b>	17400-69G00
		03.11-	M13A	HR52S		<b>WPS-034</b>	17400-69G00
		03.11-	M15A	HR82S		<b>WPS-034</b>	17400-69G00
<b>CULTUS, CULTUS CRESCENT, SWIFT</b>	1000	83.10-86.06	G10	AA41S		<b>WPS-004A</b>	17400-83812
		84.04-86.06	G10	AA41V		<b>WPS-004A</b>	17400-83812
		86.06-88.09	G10	AA43S, AA43V		<b>WPS-004A</b>	17400-83812
		86.06-88.09	G10	AB43S		<b>WPS-004A</b>	17400-83812
		88.09-00.05	G10	AA44S, AB44S		<b>WPS-007A</b>	17400-82824
	1300	84.08-86.06	G13A	AB51S	ATM	<b>WPS-007A</b>	17400-82850
		84.08-86.06	G13A	AB51S	MTM	<b>WPS-004A</b>	17400-83812
		86.06-88.09	G13A	AA53S, AB53S	ATM	<b>WPS-007A</b>	17400-82850
		86.06-88.09	G13A	AA53S, AB53S	MTM	<b>WPS-004A</b>	17400-83812
		86.06-88.09	G13B	AA33S, AB33S		<b>WPS-007A</b>	17400-82850
		88.09-00.05	G13B	AA34S, AB34S		<b>WPS-007A</b>	17400-82824
		89.10-00.05	G13B	AF34S		<b>WPS-007A</b>	17400-82824
		92.01-00.05	G13B	AK34S		<b>WPS-007A</b>	17400-82824
	1500	95.01-99.05	G13B	GA11S		<b>WPS-007A</b>	17400-82824
		91.07-95.03	G15A	AH64S, AJ64S		<b>WPS-006A</b>	17400-60815
		95.01-96.02	G15A	GA21S, GB21S		<b>WPS-006A</b>	17400-60815
		95.01-96.02	G15A	GD21S		<b>WPS-006A</b>	17400-60815
		95.01-97.04	G15A	GC21S, GC21W	-#140000	<b>WPS-006A</b>	17400-60813
	1600	97.05-02.07	G15A	GC21S, GC21W	#140001-	<b>WPS-033</b>	17400-61820
		89.10-95.03	G16A	AJ14S		<b>WPS-006A</b>	17400-60815
95.01-97.04		G16A	GB31S	-#140000	<b>WPS-006A</b>	17400-60815	
95.01-97.04		G16A	GD31S, GD31W	-#140000	<b>WPS-006A</b>	17400-60815	
97.05-99.05		G16A	GB31S	#140001-	<b>WPS-033</b>	17400-61820	
1800	97.05-02.07	G16A	GD31S, GD31W	#140001-	<b>WPS-033</b>	17400-61820	
	95.01-	J18A	GC41W		—	17400-77810	
<b>ESCUDO VITARA</b>	1600	88.05-90.08	G16A	TA01V		<b>WPS-006A</b>	17400-60813
		88.05-97.11	G16A	TA01R		<b>WPS-006A</b>	17400-60815
		88.05-97.11	G16A	TA01W		<b>WPS-006A</b>	17400-60815
		90.08-97.11	G16A	TD01W		<b>WPS-006A</b>	17400-60815
		97.11-00.04	G16A	TD02W		<b>WPS-033</b>	17400-61820
		97.11-02.11	G16A	TA02W		<b>WPS-033</b>	17400-61820
	2000	94.12-96.11	H20A	TA11W, TD11W		—	17400-85830
		94.12-96.11	RF	TA31W	TURBO	—	17400-78E00
		94.12-97.10	RF	TD31W	TURBO	—	17400-78E00
		96.10-97.10	J20A	TA51W, TD51W		—	17400-77815
		97.11-00.04	J20A	TA52W, TD52W		—	17400-77815
		98.02-99.10	RF	TD32W		—	17400-78E01
		98.11-	J20A	TL52W		—	17400-77810
		05.05-08.06	J20A	TD54W		—	17400-77815
	2400	08.06-	J24B	TDA4W		—	17400-78892

※ : Components may slightly differ from GENUINE No.

◇ : Complete Assembly Only.

& : Part No. requires additional components for installation.

# SUZUKI

Model	Year	Engine Type	Body Type	Remarks	AISIN No.	Genuine No.	
<b>ESCUDO VITARA</b>	2500	96.10-97.10	H25A	TD61W	—	17400-85830	
		98.02-	H25A	TD62W	—	17400-85830	
	2700	00.12-	H27A	TX92W	—	17400-85830	
		05.05-	H27A	TD94W	—	17400-66810	
	3200	08.06-	N32A	TDB4W	—	17400-78J00	
<b>JIMMNY SAMURAI</b>	550	86.01-90.03	F5A	JA71C,JA71V		<b>WPS-002A</b> 17400-78821	
	660	90.03-91.06	F6A	JA11C, JA11V	-C/ #150000	—	17400-83831
		91.06-92.07	F6A	JA11C, JA11V	C/ #150001-	<b>WPS-016</b>	17400-83841
		95.11-98.09	F6A	JA12C/ 12V/ 12W		<b>WPS-016</b>	17400-83841
		95.11-98.09	K6A	JA22W		<b>WPS-047</b>	17400-80812
		98.10-02.01	K6A	JB23W		—	17400-81821
		02.01-04.10	K6A	JB23W		<b>WPS-046</b>	17400-83871
		04.10-12.01	K6A	JB23W		<b>WPS-051</b>	17400-76843
	1300	93.05-98.01	G13BA	JB31W		<b>WPS-004A</b>	17400-83815
		95.11-97.12	G13A	JB32W		<b>WPS-004A</b>	17400-83815
98.01-00.04		G13B	JB33W		<b>WPS-004A</b>	17400-83815	
	00.04-	M13A	JB43W		<b>WPS-034</b>	17400-69G00	
<b>KEI IGNIS</b>	660	98.10-	K6A	HN21S	TURBO	<b>WPS-028</b> 17400-78851	
		98.10-99.10	F6A	HN11S	-130000	<b>WPS-021</b> 17400-76810	
		98.10-99.10	K6A	HN21S	EPI 3DOOR	<b>WPS-028</b> 17400-78851	
		99.10-	F6A	HN11S	130000-	<b>WPS-022</b> 17400-76820	
		00.10-01.04	K6A	HN21S	EPI 5DOOR	<b>WPS-050</b> 17400-78871	
		01.04-	F6A	HN12S		<b>WPS-022</b> 17400-76820	
		01.04-	K6A	HN22S	A #630001-	<b>WPS-036</b> 17400-84815	
		01.04-	K6A	HN22S	A #675001-	<b>WPS-036</b> 17400-84833	
		01.04-	K6A	HN22S	E #500001-770000	<b>WPS-036</b> 17400-84815	
		01.04-	K6A	HN22S	SPORT #500001-	—	17400-83865
		01.04-	K6A	HN22S	TURBO B	<b>WPS-027</b> 17400-84843	
		01.04-	K6A	HN22S	TURBO EXCEPT (SPORT, B, WORKS)	<b>WPS-027</b> 17400-84825	
		01.04-	K6A	HN22S	WORKS #610001-770000	<b>WPS-027</b> 17400-84825	
		01.04-	K6A	HN22S	WORKS #830001-	<b>WPS-027</b> 17400-84843	
01.04-01.11	F6A	HN12S		<b>WPS-022</b> 17400-76820			
<b>KIZASHI</b>	2400	09.10-	J24B	RF91S	—	17400-78890	
<b>LANDY</b>	2000	10.12-	MR20	SC26	—	17400-51Z10	
		10.12-	MR20	SNC26	—	17400-51Z10	
		10.12-	MR20DE	SC25	—	17400-50Z02	
		10.12-	MR20DE	SNC25	—	17400-50Z02	
<b>MR WAGON</b>	660	01.12-06.01	K6A	MF21S	EXCEPT TURBO	<b>WPS-036</b> 17400-84815	
		02.11-06.01	K6A	MF21S	TURBO	※ <b>WPS-032</b> 17400-84823	
		06.01-11.01	K6A	MF22S	EXCEPT TURBO	<b>WPS-045</b> 17400-58815	
		06.01-11.01	K6A	MF22S	TURBO	<b>WPS-040</b> 17400-58825	
		11.01-	R06A	MF33S		—	17400-50821
<b>PALETTE</b>	660	08.01-	K6A	MK21S	EXCEPT TURBO	※ <b>WPS-045</b> 17400-58816	
		08.01-	K6A	MK21S	TURBO	<b>WPS-040</b> 17400-58826	
<b>SPLASH</b>	1200	08.10-	K12B	XB32S	—	17400-51K01	
<b>SWIFT</b>	1200	07.05-10.09	K12B	ZC71S	—	17400-51K01	

※ : Components may slightly differ from GENUINE No.

◇ : Complete Assembly Only.

& : Part No. requires additional components for installation.

# SUZUKI

Model	Year	Engine Type	Body Type	Remarks	AISIN No.	Genuine No.	
<b>SWIFT</b>	1200	10.09-	K12B	ZC72S		—	17400-69L00
		10.09-	K12B	ZD72S		—	17400-69L00
	1300	00.02-05.11	M13A	HT51S		<b>WPS-034</b>	17400-69G00
		04.11-	M13A	ZC11S		<b>WPS-034</b>	17400-69G02
		04.11-	M13A	ZD11S		<b>WPS-034</b>	17400-69G02
	1500	03.06-	M15A	HT81S		<b>WPS-034</b>	17400-69G00
		04.11-	M15A	ZC21S		<b>WPS-034</b>	17400-69G02
		04.11-	M15A	ZD21S		<b>WPS-034</b>	17400-69G02
1600	05.09-	M16A	ZC31S		<b>WPS-034</b>	17400-69G02	
	10.09-	M16A	ZC32S		<b>WPS-034</b>	17400-69G04	
<b>SX4</b>	1500	06.07-	M15A	YA11S, YB11S		<b>WPS-034</b>	17400-69G02
		07.07-	M15A	YC11S		<b>WPS-034</b>	17400-69G02
	2000	06.07-09.05	J20A	YA41S, YB41S		—	17400-77815
<b>TWIN</b>	660	03.01-	K6A	EC22S	EXCEPT (HYBRID #250001-)	<b>WPS-036</b>	17400-84815
		03.01-	K6A	EC22S	HYBRID #250001	<b>WPS-045</b>	17400-58815
<b>WAGON R</b>	660		K6A	MC22S	EXCEPT TURBO	<b>WPS-036</b>	17400-84815
			K6A	MC22S	TURBO #100001-	<b>WPS-052</b>	17400-83866
			K6A	MC22S	TURBO #260001-	<b>WPS-027</b>	17400-84825
		93.09-98.09	F6A	CT21S, CV21S		<b>WPS-001</b>	17400-50813
		97.04-98.09	K6A	CT51S,CV51S		<b>WPS-050</b>	17400-73832
		97.04-98.10	K6A	CT51S,CV51S	101001-	<b>WPS-050</b>	17400-73833
		98.10-99.10	F6A	MC11S	#100001-	<b>WPS-021</b>	17400-76810
		98.10-99.10	K6A	MC21S	#100001-	<b>WPS-028</b>	17400-78850
		98.10-00.12	K6A	MC21S	TURBO	—	17400-73850
		99.10-	F6A	MC11S	#140001-	<b>WPS-022</b>	17400-76820
		99.10-	F6A	MC11S	CNG	<b>WPS-022</b>	17400-76820
		99.10-00.12	K6A	MC21S	#140001-	<b>WPS-050</b>	17400-78870
		00.12-01.11	F6A	MC12S		<b>WPS-022</b>	17400-76820
		03.09-	K6A	MH21S		<b>WPS-045</b>	17400-58815
		03.09-	K6A	MH21S	TURBO	<b>WPS-040</b>	17400-58825
		07.02-	K6A	MH22S		<b>WPS-045</b>	17400-58815
		07.02-	K6A	MH22S	TURBO	<b>WPS-040</b>	17400-58825
		08.09-	K6A	MH23S		<b>WPS-045</b>	17400-58815
		08.09-	K6A	MH23S	TURBO	<b>WPS-040</b>	17400-58825
		1000	97.02-99.06	K10A	MA61S,MB61S		<b>WPS-050</b>
99.06-	K10A		MA63S		<b>WPS-028</b>	17400-78851	
00.12-	K10A		MA64S		<b>WPS-028</b>	17400-78851	
1300	00.12-	M13A	MA34S		<b>WPS-034</b>	17400-69G00	
<b>WAGON R PLUS</b>	1000	97.02-99.03	K10A	MA61S,MB61S	100001-	<b>WPS-050</b>	17400-73833
		99.06-00.12	K10A	MA63S		<b>WPS-028</b>	17400-78851
		00.12-02.11	K10A	MA64S		<b>WPS-028</b>	17400-78851
	1200	11.01-	K12B	MA15S		—	17400-69L00
	1300	05.08-11.01	M13A	MA34S		<b>WPS-034</b>	17400-69G02
<b>X-90</b>	1600	95.10-97.12	G16A	LB11S		<b>WPS-006A</b>	17400-60815

※ : Components may slightly differ from GENUINE No.  
 ◇ : Complete Assembly Only.  
 & : Part No. requires additional components for installation.

# SPECIFIC INDEX FOR HINO

CAR NAME	PAGE
DUTRO	148

CAR NAME	PAGE
RANGER	149

# HINO

Model	Year	Engine Type	Body Type	Remarks	AISIN No.	Genuine No.	
<b>DUTRO</b>	2700	00.05-	3RZF	RZU300M, 340M		<b>WPT-044</b>	16100-79445
	3700	99.05-	4B	BU306M		—	16100-59285
		99.05-	4B	BU306Y		—	16100-59285
		99.05-02.08	4B	BU301X		—	16100-59285
		99.05-02.08	4B	BU346M		—	16100-59285
		99.07-	4B	BU301M		—	16100-59285
		01.08-	4B	BU346		—	16100-59285
	4100	99.08-	15B-FTE	BU400M	TURBO	—	16100-59295
		99.08-	15B-FTE	BU410M, 420M, 430M	TURBO	—	16100-59295
	4600	99.05-	S05C	XZU301E, X, 341M		—	16100-3792
		99.05-	S05C	XZU302E, 307M, 307Y, 322M, 322T, 337M, 402M		—	16100-3792
		99.05-	S05C	XZU307Y		—	16100-3792
		99.05-	S05C	XZU322T		—	16100-3792
		99.05-	S05C	XZU322T	DUMP TRUCK 9684-002DUMP TRUCK 9685-322	—	16100-3792
		99.05-	S05C	XZU347M		—	16100-3792
		99.05-	S05C	XZU352T		—	16100-3792
		99.05-	S05C	XZU352T	DUMP TRUCK 9682-002	—	16100-3792
		99.05-	S05C	XZU412M		—	16100-3792
		99.07-	S05C	312T		—	16100-3792
		99.07-	S05C	XZU302M		—	16100-3792
		99.07-	S05C	XZU302T		—	16100-3792
		99.07-	S05C	XZU307M		—	16100-3792
		99.07-	S05C	XZU312T, 352T, 372M, 382M		—	16100-3792
		99.07-	S05C	XZU372	4WD	—	16100-3792
		99.07-	S05C	XZU382	4WD	—	16100-3792
		99.08-	S05C	XZU302, 337, 402		—	16100-3792
		99.08-	S05C	XZU347		—	16100-3792
		99.08-	S05C	XZU362M		—	16100-3792
		99.08-	S05C	XZU362M, T		—	16100-3792
		99.08-	S05C	XZU362T	DUMP TRUCK 4WD	—	16100-3792
		99.08-	S05C	XZU412		—	16100-3792
		00.05-	S05C	XZU342M		—	16100-3950
		00.05-	S05C	XZU362X		—	16100-3950
	4900	99.05-	S05C	301T, 306M, 311T, 321T, 351T		—	16100-3792
		99.05-	S05C	351T	DUMP TRUCK	—	16100-3792
		99.05-	S05C	XZU301M		—	16100-3792
		99.05-	S05C	XZU301T		—	16100-3792
		99.05-	S05C	XZU306M		—	16100-3792
		99.05-	S05C	XZU311T	DUMP TRUCK 9688-002	—	16100-3792
		99.05-	S05C	XZU321T		—	16100-3792
		99.05-	S05C	XZU321T	DUMP TRUCK 9692-002DUMP TRUCK 9693-314	—	16100-3792
		99.05-	S05C	XZU321X, 331M, 401M, 421M		—	16100-3792
		99.05-	S05C	XZU322M, 341		—	16100-3792
		99.05-	S05C	XZU331, 401, 421		—	16100-3792
		99.05-	S05C	XZU341		—	16100-3792
		99.05-	S05C	XZU346		—	16100-3792

HINO

※ : Components may slightly differ from GENUINE No.

◇ : Complete Assembly Only.

& : Part No. requires additional components for installation.



# HINO

Model	Year	Engine Type	Body Type	Remarks	AISIN No.	Genuine No.	
<b>DUTRO</b>	4900	99.05-	S05C	XZU346M	4WD	—	16100-3792
		99.05-	S05C	XZU411		—	16100-3792
		99.05-	S05D	XZU371M		—	16100-3792
		99.05-	S05D	XZU411M		—	16100-3792
		00.02-	S05C	XZU311		—	16100-3950
	5300	99.05-	J05C	XZU300E, 33M, 340M, 400M, 410M, 420M, 430M		—	16100-3792
		99.05-	J05C	XZU400X		—	16100-3792
<b>RANGER</b>			J07C	KC-FC3JCAD		—	S1610-03642
	2700	00.01-	3RZF	RZU100E, X		<b>WPT-044</b>	16100-79445
	3400	95.05-	3B	BU100M		<b>WPT-047</b>	16100-59166
	3700	88.08-95.05	14B	HV115/ 116/ 118/ 119		<b>WPT-047</b>	16100-59165
	4100	95.05-	15B	BU102, 112, 142, 212		—	16100-3475
		95.05-	15B	BU102M, 107M, 112M		<b>WPT-047</b>	16100-59165
		95.05-	15B	BU142M		<b>WPT-047</b>	16100-59166
		95.05-	15B	BU162M, 172M		<b>WPT-047</b>	16100-59166
		95.05-	15B	BU172M		<b>WPT-047</b>	16100-59166
		95.05-	15B	BU212M		<b>WPT-047</b>	16100-59165
		96.10-	15B	BU147M		<b>WPT-047</b>	16100-59166
		00.01-	15B	RZU100E, X		<b>WPT-047</b>	16100-59166
		5300	95.02-	J05C	FC4J		—
	95.05-		J05C	FB4J		—	16100-3475
	6634	93.01-99.02	J07C, J08C	FC3J		—	16100-3467
		99.03-	J07C	FC3J		—	16100-3467
	7960	91.11-94.09	J08C	FD1J		—	16100-3182
		94.10-	J08C	FF1J		—	16100-3467
		94.10-99.02	J08C	FG1J		—	16100-3467
		94.10-99.02	J08C	FX1J		—	16100-3467
		95.01-	J08C	FC2J		—	16100-3467
		95.01-99.02	J08C	FT1J		—	16100-3467
		96.10-99.02	J08C	FE1J		—	16100-3467
		97.07-	J08C	FD2J		—	16100-3467
		97.07-99.02	J08C	FD1J		—	16100-3467
		99.03-	J08C	FC1J		—	16100-3467
		99.03-	J08C	FD1J		—	16100-3467
		99.03-	J08C	FE1J		—	16100-3467
		99.03-	J08C	FG1J		—	16100-3971
		99.03-	J08C	FT1J	4WD	—	16100-3467
		99.03-	J08C	FX1J		—	16100-3467
		99.03-	J08C	GD1J		—	16100-3467
99.03-		J08C	GK1J		—	16100-3467	
99.03-		J08C	GX1J		—	16100-3467	
99.11-		J08C	FJ1J		—	16100-3467	
06.10-09.06		J08C	FD1J, 2J		—	16100-3467	

※ : Components may slightly differ from GENUINE No.

◇ : Complete Assembly Only.

& : Part No. requires additional components for installation.

# SPECIFIC INDEX FOR INDUSTRIAL VEHICLE

CAR NAME	PAGE
IHI shibaura	151
ISEKI	151
KOMATSU	151
NISSAN	151

CAR NAME	PAGE
TCM	152
TOYOTA	152
Yanmar	153

# INDUSTRIAL VEHICLE

Model	Year	Engine Type	Body Type	Remarks	AISIN No.	Genuine No.
<b>IHI shibaura</b>	1131	E			<b>WPW-008</b>	14501-7390
		E643			<b>WPW-007</b>	14501-7082
		EX141			<b>WPW-010</b>	14501-7840
	1330	84-	J843	P1, P1F, S325	<b>WPW-010</b>	14501-7840
	1500		N843		<b>WPW-006</b>	145016911
					<b>WPW-009</b>	14501-7742
<b>ISEKI</b>	95-	B,C3			<b>WPW-005</b>	6213-610-009-6O
		B2,B3,C3			<b>WPW-002</b>	6213-610-004-2F
		B2,B3,C3			<b>WPW-002</b>	6213-610-004-3H
		B2,B3,C3			<b>WPW-002</b>	6213-610-004-4K
		B2,B3,C3			<b>WPW-002</b>	6213-610-004-5L
	D,C4			<b>WPW-004</b>	6213-610-005-5J	
	95-	B3,C3			<b>WPW-003</b>	6213-610-011-1D
95-	B3,C3			<b>WPW-003</b>	6213-610-011-2E	
850	85-90	K3,K4	TX2160,TX1510		<b>WPM-073</b>	MM409302
<b>KOMATSU</b>	1150	70-	D11	FG10	—	21010-48303
		76-	D11	FG14	—	21010-48303
		79-	D11	FG15	—	21010-19925
	6100	73-	DA120	FD100,FD150	—	1-13610-020-2
	6400	75.08-	DA640	20H,515	—	1-13610-186-1
		75.08-	DA640	JH60,63,65,W90	—	1-13610-186-1
<b>NISSAN</b>	1500	86.02-93.01	A15	H01	<b>WPN-074</b>	21010-05H00
		86.02-93.01	A15	H02	<b>WPN-074</b>	21010-05H00
		86.02-93.01	A15	NAH02	<b>WPN-074</b>	21010-05H00
		86.02-93.01	A15	NASH01	<b>WPN-074</b>	21010-05H00
		86.02-93.01	A15	NH01	<b>WPN-074</b>	21010-05H00
		86.02-93.01	A15	NH02	<b>WPN-074</b>	21010-05H00
		86.02-93.01	SD15	NVH01	<b>WPN-043</b>	21010-37504
		86.02-93.01	SD15	NVH02	<b>WPN-043</b>	21010-37504
		86.02-93.01	SD15	VH01	<b>WPN-043</b>	21010-37504
		86.05-93.01	A15	AH02	<b>WPN-074</b>	21010-05H00
		93.01-	H15	J01	<b>WPN-088</b>	21010-50K26
		93.01-	H15	J02	<b>WPN-088</b>	21010-50K26
		97.06-	H15	LJ01	<b>WPN-088</b>	21010-50K28
	2000	86.02-93.01	H20	PH02	<b>WPN-007</b>	21010-L1126
		93.01-	H15	NJ01	<b>WPN-088</b>	21010-50K26
		93.01-	H15	NJ02	<b>WPN-088</b>	21010-50K26
		93.01-	H15	NSJ01	<b>WPN-088</b>	21010-50K26
		93.01-	H15	SJ01	<b>WPN-088</b>	21010-50K26
		93.01-	H20	PJ01	<b>WPN-088</b>	21010-50K26
		93.01-	H20	PJ02	<b>WPN-088</b>	21010-50K26
		97.06-	H20	LPJ01	<b>WPN-088</b>	21010-50K28
		97.06-	H20	LPJ02	<b>WPN-088</b>	21010-50K28
2400		86.02-93.01	Z24	RGH02	<b>WPN-022</b>	21010-78226
2500	86.02-93.01	SD25	EH01	<b>WPN-043</b>	21010-37526	
	86.02-93.01	SD25	EH02	<b>WPN-043</b>	21010-37526	

※ : Components may slightly differ from GENUINE No.

◇ : Complete Assembly Only.

& : Part No. requires additional components for installation.

# INDUSTRIAL VEHICLE

Model	Year	Engine Type	Body Type	Remarks	AISIN No.	Genuine No.	
<b>NISSAN</b>	2500	93.01-	H25	UGJ02		<b>WPN-088</b>	21010-50K26
		93.01-	H25	UJ02		<b>WPN-088</b>	21010-50K26
		97.06-	H25	LUGJ02		<b>WPN-088</b>	21010-50K28
		97.06-	H25	LUJ02		<b>WPN-088</b>	21010-50K28
	2700	93.01-	TD27	FGJ02		<b>WPN-118</b>	21010-40K26
		93.01-	TD27	FJ01		<b>WPN-118</b>	21010-40K26
		97.06-	TD27	FJ02		<b>WPN-118</b>	21010-40K26
		97.06-	TD27	LFGJ02		<b>WPN-118</b>	21010-40K30
		97.06-	TD27	LFJ01		<b>WPN-118</b>	21010-40K30
		97.06-	TD27	LFJ02		<b>WPN-118</b>	21010-40K30
	3000	93.01-	BD30	YGJ02		<b>WPN-118</b>	21010-40K26
	3300	80.04-89.05	SD33T	YF05		<b>WPN-026</b>	21010-61528
		80.04-89.05	SD33T	YGF03		<b>WPN-026</b>	21010-61528
	4000	80.04-89.05	P40	UF03		<b>WPN-041</b>	21010-C6026
		80.04-89.05	P40	UGF03		<b>WPN-041</b>	21010-C6026
	4200	88.05-	TD42	WF05		<b>WPN-025</b>	21010-06J28
		89.05-	TD42	BF03		<b>WPN-038</b>	21010-03J25
		89.05-	TD42	BGF03		<b>WPN-038</b>	21010-03J25
		89.05-	TD42	UGF03		<b>WPN-025</b>	21010-06J28
		89.05-	TD42	WF03		<b>WPN-025</b>	21010-06J28
5600	83.07-98.01	FD6	DF05		—	21010-L9201	
<b>TCM</b>	2400	80.07-	C240	815,820		—	5-13610-167-1
	6100	73-	DA120	FD100		—	1-13610-020-2
	6400	75.11-	DA640	55BZ,75-3		—	1-13610-186-1
		75.11-	DA640	FD100,FDS100		—	1-13610-186-1
		75.11-	DA640	FD150		—	1-13610-186-1
75.11-		DA640	FD80		—	1-13610-186-1	
<b>TOYOTA</b>			5P			<b>WPT-549</b>	16100-78102-71
	1496		5K			<b>WPT-551</b>	16100-78121-71
	1500	78.04-82.04	4P	3FG20,3FGL20		<b>WPT-103</b>	16120-23010
		78.04-82.04	4P	FG23,FGL23		<b>WPT-103</b>	16120-23010
		82.05-83.06	4P	4FG20,4FGL20		<b>WPT-103</b>	16120-23010
		82.05-83.06	4P	4FG23,4FGL23		<b>WPT-103</b>	16120-23010
		83.06-	4P	4FG20,4FGL20		—	16120-96004
		83.06-	4P	4FG23,4FGL23		—	16120-96004
	3500	98-	2Z			<b>WPT-550</b>	16100-78701-71
	6500	78.04-78.10	5P	4FG	1.0-2.5t	<b>WPT-505</b>	16120-10940-71
		82.05-86.08	2J	4FD	2.0-2.5t	<b>WPT-507</b>	16100-10941-71
		86.08-94.01	4Y	5FG,6FG	1.0-3.0t	<b>WPT-504</b>	16100-78154-71
		89-	2J			<b>WPT-509</b>	16100-23040-71
		93.12-98.08	1DZ	5FG,6FG	1.0-2.5t	<b>WPT-506</b>	16100-78202-71
		94.01-98.08	1DZ	5FG,6FG	1.0-2.5t	<b>WPT-506</b>	16100-78202-71
		94.01-98.08	4Y	5FG,6FG	1.0-3.0t	<b>WPT-504</b>	16100-78154-71
98-		1DZ			<b>WPT-510</b>	16100-78203-71	
98-		2Z			—	16100-78101-71	
98-	4Y			<b>WPT-511</b>	16100-78156-71		

※ : Components may slightly differ from GENUINE No.

◇ : Complete Assembly Only.


& : Part No. requires additional components for installation.

# INDUSTRIAL VEHICLE

Model	Year	Engine Type	Body Type	Remarks	AISIN No.	Genuine No.
<b>TOYOTA</b>	6500	00-	5K		—	16100-78151-71
<b>Yanmar</b>					<b>WPW-011</b>	121023-42100
					<b>WPW-012</b>	119626-42011

※ : Components may slightly differ from GENUINE No.  
 ◇ : Complete Assembly Only.  
 & : Part No. requires additional components for installation.


# TOYOTA



WPT-001A  
WPT-001B



WPT-002




WPT-003A



WPT-004



WPT-006




WPT-007A



WPT-008A



WPT-009




WPT-010A



WPT-011A



WPT-012




WPT-013A



WPT-014




WPT-015



WPT-016A



WPT-017




WPT-018



WPT-019



WPT-020



WPT-021A



WPT-022




WPT-023



WPT-024A



WPT-025




WPT-026

# TOYOTA



WPT-027




WPT-028



WPT-029



WPT-030



WPT-031



WPT-032




WPT-033A



WPT-034



WPT-035



WPT-036



WPT-037



WPT-038



WPT-039



WPT-042



WPT-043



WPT-044



WPT-045



WPT-046A



WPT-047



WPT-048



WPT-049



WPT-050



WPT-051



WPT-052



WPT-053

# TOYOTA



WPT-054



WPT-055



WPT-056




WPT-057



WPT-058




WPT-059



WPT-060



WPT-061



WPT-062



WPT-063



WPT-064



WPT-065




WPT-066




WPT-067




WPT-068



WPT-070



WPT-071



WPT-072



WPT-073



WPT-074



WPT-075



WPT-076



WPT-077




WPT-078



WPT-079



# TOYOTA



WPT-080




WPT-081



WPT-082



WPT-083



WPT-084



WPT-085



WPT-086



WPT-087



WPT-090



WPT-096



WPT-097



WPT-098



WPT-099




WPT-100



WPT-103




WPT-105




WPT-106




WPT-107A



WPT-108



WPT-109




WPT-110



WPT-111



WPT-112













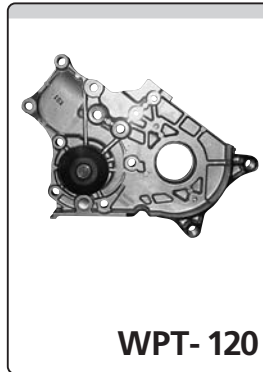



WPT-113






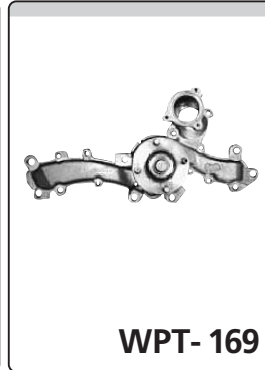





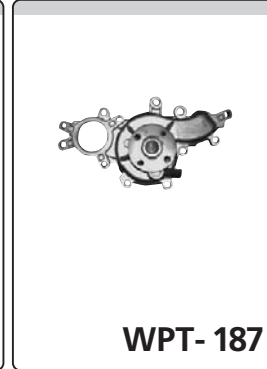















WPT-115

# TOYOTA



PICTURES

# TOYOTA

 <p>WPT-159</p>	 <p>WPT-164</p>	 <p>WPT-168</p>	 <p>WPT-169</p>	 <p>WPT-175</p>
 <p>WPT-180</p>	 <p>WPT-181</p>	 <p>WPT-184</p>	 <p>WPT-186</p>	 <p>WPT-187</p>
 <p>WPT-188</p>	 <p>WPT-190</p>	 <p>WPT-191</p>	 <p>WPT-194</p>	 <p>WPT-195</p>
 <p>WPTS-008</p>	 <p>WPTK-010</p>	 <p>WPT-501</p>	 <p>WPT-502</p>	 <p>WPT-504</p>
 <p>WPT-505</p>	 <p>WPT-506</p>	 <p>WPT-507</p>	 <p>WPT-511</p>	 <p>WPT-800</p>

PICTURES

# TOYOTA



**WPT- 802**



**WPT- 803**



**WPT- 804**

# NISSAN



WPN-001



WPN-002



WPN-003




WPN-004



WPN-005



WPN-006




WPN-007



WPN-008



WPN-009



WPN-010



WPN-011



WPN-013




WPN-014




WPN-015



WPN-016




WPN-017



WPN-020




WPN-021



WPN-022



WPN-023



WPN-024



WPN-025



WPN-026



WPN-028



WPN-029A



# NISSAN



WPN-030



WPN-031



WPN-032




WPN-033



WPN-036



WPN-038A



WPN-039



WPN-040



WPN-041



WPN-043



WPN-052




WPN-053



WPN-054A



WPN-055



WPN-056



WPN-057




WPN-058



WPN-059



WPN-060



WPN-061



WPN-062



WPN-063



WPN-064



WPN-065



WPN-067

# NISSAN




WPN-068




WPN-069



WPN-070



WPN-072



WPN-074



WPN-075



WPN-077




WPN-080



WPN-081



WPN-082A



WPN-083



WPN-084



WPN-085



WPN-086



WPN-087



WPN-088




WPN-091



WPN-092



WPN-093



WPN-094



WPN-095



WPN-097



WPN-098



WPN-104



WPN-108

# NISSAN



**WPN- 700**



**WPN- 702**



**WPN- 703**



**WPN- 704**



**WPN- 705**



**WPN- 706**



**WPN- 707**



**WPN- 800**



# MITSUBISHI




WPM-001A



WPM-002A




WPM-003



WPM-004



WPM-005




WPM-006




WPM-007



WPM-008



WPM-009



WPM-010



WPM-011




WPM-012




WPM-013




WPM-014




WPM-016




WPM-017




WPM-022




WPM-028



WPM-030




WPM-031



WPM-032



WPM-033



WPM-035




WPM-036



WPM-037

# MITSUBISHI



WPM-038



WPM-039




WPM-040



WPM-044




WPM-045



WPM-046



WPM-047



WPM-048



WPM-049



WPM-054




WPM-055



WPM-056



WPM-057



WPM-058



WPM-066



WPM-067




WPM-069



WPM-071



WPM-073




WPM-074


# MAZDA



WPZ-001



WPZ-002



WPZ-003



WPZ-004



WPZ-005



WPZ-006



WPZ-016



WPZ-022




WPZ-043

# HONDA



WPH-001



WPH-002



WPH-003




WPH-004



WPH-005




WPH-006



WPH-008



WPH-010



WPH-011A



WPH-012




WPH-013




WPH-014




WPH-019



WPH-026



WPH-033



WPH-041



WPH-042




WPH-045



WPH-047



WPH-049



WPH-053



WPH-054



WPH-055



WPH-057



WPH-058

# HONDA



**WPH-062**



**WPH-063**



**WPH-801**



**WPH-802**


# ISUZU




WPG-002



WPG-003



WPG-004



WPG-005



WPG-006




WPG-008



WPG-009



WPG-010



WPG-014




WPG-015



WPG-017



WPG-018



WPG-020



WPG-021A



WPG-022



WPG-027




WPG-028



WPG-029



# DAIHATSU




WPD-001



WPD-002



WPD-003




WPD-004




WPD-005




WPD-006



WPD-007



WPD-008



WPD-009




WPD-010



WPD-011



WPD-012



WPD-013



WPD-022



WPD-023



WPD-024



WPD-025




WPD-026




WPD-030




WPD-035




WPD-037



WPD-038



WPD-039



WPD-040



WPD-046

# DAIHATSU






# SUBARU



WPF- 001




WPF- 002




WPF- 003




WPF- 004




WPF- 005



WPF- 006



WPF- 007



WPF- 008



WPF- 022



WPF- 023



WPF- 024




WPF- 025

# SUZUKI



WPS-001



WPS-002A



WPS-003



WPS-004A




WPS-006A



WPS-007A



WPS-008



WPS-009



WPS-016



WPS-017



WPS-018



WPS-021



WPS-022



WPS-023



WPS-024



WPS-028



WPS-029



WPS-030



WPS-032




WPS-033



WPS-034

# INDUSTRIAL VEHICLE




WPW-001



WPW-002



WPW-003



WPW-004



WPW-005



WPW-006



WPW-007



WPW-008



WPW-009



WPW-010



WPW-011



WPW-012

## Electric Water Pump for Inverter



WQT-001



WQT-002

# Cross Reference (Genuine No.→AISIN No.)

※ : Components may slightly differ from GENUINE No.  
 ◇ : Complete Assembly Only.  
 & : Part No. requires additional components for installation.

Genuine No.	AISIN No.	Genuine No.	AISIN No.	Genuine No.	AISIN No.
0259-15-020		12604630		15100-23040	
0290-15-010A		12622036		15100-33040	
0305-15-010		1300A012	<b>WPM-035</b>	16030-88280	
0305-15-010D		1300A036		16032-36050	
0305-15-010E		1300A040	<b>WPM-005</b>	16090-49015	
0305-99-151		1300A041		16090-49016	
0324-15-010		1300A044		16090-49017	
0324-15-010A		1300A045		16090-49025	
0324-15-010B		1300A055		16100-02082	<b>WPT-004C</b>
0324-15-010C		1300A065		16100-09010	
0324-15-010D		1300A066		16100-09020	※ <b>WPT-055</b>
0324-15-010E		1300A067		16100-09030	
0324-15-131		1300A069	<b>WPM-066</b>	16100-09040	<b>WPT-010A</b>
0324-15-140A		1300A070		16100-09050	
0324-99-151		1300A074		16100-09051	
0324-99-151A		1300A082		16100-09060	
0381-15-010		1300A083		16100-09061	
0381-15-010A		1300A087		16100-09070	<b>WPT-057</b>
0381-15-010B		1300A090	<b>WPM-074</b>	16100-09080	
0381-99-151		1300A095	<b>WPM-075</b>	16100-09090	
0381-99-151A		1300A097	※ <b>WPM-074</b>	16100-09091	
0552-15-010G		1300A102		16100-09092	<b>WPT-001</b>
0559-15-010		1300A107		16100-09100	
0636-15-100		1300A110		16100-09101	
0706-15-010		1300A127		16100-09102	<b>WPT-001</b>
0706-15-010C		1345-15-010		16100-09102	<b>WPTS-005</b>
0706-15-010D		1345-15-010A		16100-09110	
0706-15-010G		1345-99-151		16100-09120	<b>WPT-108</b>
0727-15-100C		1345-99-151A		16100-09130	
0750-15-010		1361-15-010		16100-09140	
0750-15-010C		1361-15-100		16100-09141	
0750-15-100		1363-15-010		16100-09150	<b>WPT-106</b>
0777-15-010B		1363-15-010B		16100-09151	
1-13610-020-2		1363-15-100		16100-09170	<b>WPT-106</b>
1-13610-186-0		1363-15-100A		16100-09180	<b>WPTS-006</b>
1-13610-186-1		1363-990-153		16100-09181	<b>WPTS-006</b>
1-13610-253-2		1363-99-153		16100-09190	
1-13610-428-2	<b>WPG-022</b>	145016911	<b>WPW-006</b>	16100-09200	
119626-42011	<b>WPW-012</b>	14501-7082	<b>WPW-007</b>	16100-09201	
1201-61		14501-7390	<b>WPW-008</b>	16100-09210	
120G1		14501-7721	<b>WPW-001</b>	16100-09211	
121023-42100	<b>WPW-011</b>	14501-7742	<b>WPW-009</b>	16100-09240	
1-21650-062-0		14501-7840	<b>WPW-010</b>	16100-09260	<b>WPTS-001</b>
1-21650-159-0		1456-15-010		16100-09310	
12586567		1456-15-0110		16100-09340	
12600767		15010-6A00B		16100-09360	

TABLE-1

# Cross Reference (Genuine No.→AISIN No.)

※ : Components may slightly differ from GENUINE No.  
 ◇ : Complete Assembly Only.  
 & : Part No. requires additional components for installation.

Genuine No.	AISIN No.	Genuine No.	AISIN No.	Genuine No.	AISIN No.
16100-09361	<b>WPT-137</b>	16100-19027	※ <b>WPT-066</b>	16100-19295	<b>WPT-108</b>
16100-09381		16100-19028	※ <b>WPT-066</b>	16100-19305	<b>WPT-033A</b>
16100-09400		16100-19029		16100-19315	
16100-09440	<b>WPT-803</b>	16100-19035	<b>WPT-072</b>	16100-19325	<b>WPT-141</b>
16100-09441	<b>WPT-803</b>	16100-19036	<b>WPT-072</b>	16100-19336	
16100-09450		16100-19037	<b>WPT-072</b>	16100-19337	
16100-09460	<b>WPTS-007</b>	16100-19045	<b>WPT-024A</b>	16100-19355	<b>WPT-108</b>
16100-09470	<b>WPT-802</b>	16100-19046	<b>WPT-024A</b>	16100-19415	
16100-09471	<b>WPT-802</b>	16100-19047		16100-19416	
16100-09480		16100-19055	<b>WPT-021A</b>	16100-20010	
16100-09481		16100-19056	<b>WPT-021A</b>	16100-20011	
16100-09490		16100-19065		16100-22010	
16100-09491	<b>WPT-804</b>	16100-19066		16100-23010	
16100-09500		16100-19067		16100-23030	<b>WPD-036</b>
16100-09501	<b>WPT-140</b>	16100-19075	<b>WPT-026</b>	16100-23040-71	<b>WPT-509</b>
16100-09515	<b>WPT-805</b>	16100-19076	<b>WPT-026</b>	16100-25010	<b>WPT-085</b>
16100-09525		16100-19077	<b>WPT-026</b>	16100-25011	<b>WPT-085</b>
16100-09530	<b>WPT-186</b>	16100-19085		16100-25012	<b>WPT-085</b>
16100-09550	<b>WPT-140</b>	16100-19086	※ <b>WPT-090</b>	16100-26020	※ <b>WPT-049</b>
16100-09560		16100-19095	※ <b>WPT-052</b>	16100-26021	※ <b>WPT-049</b>
16100-09570		16100-19105	<b>WPT-022</b>	16100-26022	※ <b>WPT-049</b>
16100-09580		16100-19106	<b>WPT-022</b>	16100-26023	
16100-09600		16100-19115	※ <b>WPT-055</b>	16100-28010	※ <b>WPT-049</b>
16100-09610		16100-19125	※ <b>WPT-107</b>	16100-28020	※ <b>WPT-049</b>
16100-0A010	<b>WPT-057</b>	16100-19126		16100-28030	
16100-0C010	<b>WPTS-007</b>	16100-19135	※ <b>WPT-107</b>	16100-28040	<b>WPT-129</b>
16100-0F010	<b>WPT-800</b>	16100-19145		16100-28041	<b>WPT-129</b>
16100-0H010	<b>WPT-801</b>	16100-19155	<b>WPT-024A</b>	16100-28050	
16100-0H020	<b>WPT-129</b>	16100-19156	<b>WPT-024A</b>	16100-28051	<b>WPT-135</b>
16100-0H030	<b>WPTS-002</b>	16100-19165	<b>WPT-021A</b>	16100-29015	
16100-0H031		16100-19166	<b>WPT-021A</b>	16100-29016	
16100-0H040	<b>WPTS-008</b>	16100-19175	<b>WPT-021A</b>	16100-29017	
16100-0H050	<b>WPTS-008</b>	16100-19195	※ <b>WPT-107</b>	16100-29018	
16100-0H060	<b>WPTS-008</b>	16100-19205	<b>WPT-046A</b>	16100-29025	
16100-0S010	<b>WPT-804</b>	16100-19215	<b>WPT-024A</b>	16100-29026	
16100-10940-71	<b>WPT-505</b>	16100-19216	<b>WPT-024A</b>	16100-29027	
16100-10941-71	<b>WPT-507</b>	16100-19225		16100-29028	
16100-15090	<b>WPT-108</b>	16100-19226	<b>WPT-011A</b>	16100-29029	
16100-16090	※ <b>WPT-078</b>	16100-19235	<b>WPT-015</b>	16100-29035	
16100-16106	<b>WPT-022</b>	16100-19245	※ <b>WPT-050</b>	16100-29045	<b>WPT-079</b>
16100-18010	※ <b>WPT-049</b>	16100-19255	<b>WPT-108</b>	16100-29046	<b>WPT-079</b>
16100-19015	<b>WPT-031</b>	16100-19265	<b>WPT-033A</b>	16100-29047	<b>WPT-079</b>
16100-19016	<b>WPT-031</b>	16100-19275	<b>WPT-122</b>	16100-29048	<b>WPT-079</b>
16100-19017	<b>WPT-031</b>	16100-19276	<b>WPT-122</b>	16100-29055	
16100-19025	※ <b>WPT-066</b>	16100-19285	※ <b>WPT-082</b>	16100-29056	
16100-19026	※ <b>WPT-066</b>	16100-19285	<b>WPT-158</b>	16100-29065	

TABLE-1

# Cross Reference (Genuine No.→AISIN No.)

※ : Components may slightly differ from GENUINE No.  
 ◇ : Complete Assembly Only.  
 & : Part No. requires additional components for installation.

Genuine No.	AISIN No.	Genuine No.	AISIN No.	Genuine No.	AISIN No.
16100-29066		16100-39016		16100-39236	※WPT-069
16100-29075		16100-39017		16100-39237	※WPT-069
16100-29085	<b>WPT-057</b>	16100-39018		16100-39245	
16100-29095	<b>WPT-106</b>	16100-39025		16100-39246	
16100-29105		16100-39026		16100-39255	
16100-29115	<b>WPT-117</b>	16100-39027		16100-39265	
16100-29116	<b>WPT-117</b>	16100-39035		16100-39275	
16100-29117	<b>WPT-117</b>	16100-39045		16100-39276	
16100-29125		16100-39055		16100-39285	<b>WPT-076</b>
16100-29135	<b>WPT-120</b>	16100-39056		16100-39295	
16100-29145		16100-39057		16100-39296	
16100-29146		16100-39065		16100-39305	
16100-29155	<b>WPT-111</b>	16100-39075	※WPT-097	16100-39315	<b>WPT-017</b>
16100-29156		16100-39076	※WPT-097	16100-39316	<b>WPT-017</b>
16100-29156	<b>WPT-111</b>	16100-39085		16100-39317	<b>WPT-017</b>
16100-29157	<b>WPT-111</b>	16100-39095		16100-39325	
16100-29165		16100-39096		16100-39326	
16100-29175	<b>WPT-106</b>	16100-39105		16100-39335	<b>WPT-070</b>
16100-29185	<b>WPT-118</b>	16100-39106		16100-39336	<b>WPT-070</b>
16100-29195	<b>WPT-132</b>	16100-39107		16100-39345	<b>WPT-007A</b>
16100-29196	<b>WPT-132</b>	16100-39115		16100-39346	<b>WPT-007A</b>
16100-29205	<b>WPT-111</b>	16100-39116	<b>WPT-077</b>	16100-39355	<b>WPT-062</b>
16100-29206	<b>WPT-111</b>	16100-39125		16100-39356	<b>WPT-062</b>
16100-29255		16100-39135		16100-39385	
16100-29415	<b>WPT-106</b>	16100-39136		16100-39386	
16100-29425		16100-39145		16100-39395	<b>WPT-157</b>
16100-29455		16100-39146		16100-39405	<b>WPT-136</b>
16100-29495	<b>WPT-145</b>	16100-39155		16100-39406	<b>WPT-136</b>
16100-29496	<b>WPT-145</b>	16100-39165		16100-39425	<b>WPT-134</b>
16100-29505		16100-39166		16100-39426	<b>WPT-134</b>
16100-30010		16100-39175		16100-39435	<b>WPT-137</b>
16100-31010		16100-39176		16100-39436	<b>WPT-137</b>
16100-31011		16100-39177		16100-39455	<b>WPT-142</b>
16100-31020		16100-39178		16100-39456	<b>WPT-142</b>
16100-31021		16100-39195		16100-39465	<b>WPT-140</b>
16100-3182		16100-39196		16100-39466	<b>WPT-140</b>
16100-33010		16100-39197		16100-39475	
16100-33020		16100-39205		16100-39485	<b>WPT-146</b>
16100-34031		16100-39206		16100-39486	<b>WPT-146</b>
16100-3467		16100-39215		16100-39495	
16100-3475		16100-39216		16100-39496	<b>WPT-196</b>
16100-36316		16100-39225		16100-3950	
16100-3792		16100-39226		16100-39505	
16100-39010		16100-39227		16100-39506	<b>WPT-187</b>
16100-39011		16100-39228		16100-39515	<b>WPT-194</b>
16100-39015		16100-39235	※WPT-069	16100-39525	<b>WPT-180</b>

TABLE-1

# Cross Reference (Genuine No.→AISIN No.)

※ : Components may slightly differ from GENUINE No.  
 ◇ : Complete Assembly Only.  
 & : Part No. requires additional components for installation.

Genuine No.	AISIN No.	Genuine No.	AISIN No.	Genuine No.	AISIN No.
16100-39535	<b>WPT-184</b>	16100-49035		16100-49325	
16100-39536	<b>WPT-184</b>	16100-49036		16100-49335	
16100-39545	<b>WPT-169</b>	16100-49037		16100-49345	
16100-39555	<b>WPT-188</b>	16100-49045		16100-49355	
16100-39565	<b>WPT-195</b>	16100-49055		16100-49365	※ <b>WPT-084</b>
16100-39575		16100-49065		16100-49395	※ <b>WPT-084</b>
16100-3971		16100-49066	※ <b>WPT-084</b>	16100-49405	※ <b>WPT-084</b>
16100-40010		16100-49075		16100-49406	※ <b>WPT-084</b>
16100-40011		16100-49085		16100-49411	
16100-40012		16100-49095		16100-49412	
16100-40020		16100-49105		16100-49415	<b>WPT-036</b>
16100-40021		16100-49115		16100-49416	<b>WPT-036</b>
16100-40030		16100-49135		16100-49425	
16100-40031		16100-49136		16100-49426	
16100-40032		16100-49137		16100-49435	※ <b>WPT-084</b>
16100-40040		16100-49138		16100-49436	※ <b>WPT-084</b>
16100-40041		16100-49147		16100-49437	
16100-40050		16100-49148	<b>WPT-124</b>	16100-49446	
16100-40051		16100-49155		16100-49447	
16100-40052		16100-49156	<b>WPT-155</b>	16100-49448	
16100-40060		16100-49165		16100-49449	
16100-40110	<b>WPT-164</b>	16100-49166		16100-49465	※ <b>WPT-084</b>
16100-41011		16100-49175		16100-49475	※ <b>WPT-084</b>
16100-41020		16100-49176		16100-49485	※ <b>WPT-084</b>
16100-42011		16100-49205		16100-49486	※ <b>WPT-084</b>
16100-44072		16100-49206		16100-49487	※ <b>WPT-084</b>
16100-44091		16100-49207		16100-49495	※ <b>WPT-084</b>
16100-45080	※ <b>WPT-084</b>	16100-49208		16100-49496	※ <b>WPT-084</b>
16100-46010		16100-49215		16100-49497	※ <b>WPT-084</b>
16100-46011		16100-49216		16100-49505	※ <b>WPT-084</b>
16100-46012		16100-49217		16100-49506	※ <b>WPT-084</b>
16100-46021		16100-49218		16100-49515	※ <b>WPT-084</b>
16100-47010		16100-49225		16100-49525	
16100-47011		16100-49236		16100-49526	
16100-47022		16100-49237		16100-49535	
16100-47023		16100-49238		16100-49536	
16100-47090		16100-49245		16100-49545	
16100-47100		16100-49265		16100-49546	
16100-48010		16100-49266		16100-49555	
16100-48011		16100-49267		16100-49556	
16100-48020		16100-49275		16100-49557	
16100-49010		16100-49276		16100-49558	
16100-49015	※ <b>WPT-084</b>	16100-49277		16100-49565	
16100-49016	※ <b>WPT-084</b>	16100-49295		16100-49566	
16100-49025		16100-49305		16100-49575	
16100-49026		16100-49315		16100-49576	

TABLE-1



# Cross Reference (Genuine No.→AISIN No.)

※ : Components may slightly differ from GENUINE No.  
 ◇ : Complete Assembly Only.  
 & : Part No. requires additional components for installation.

Genuine No.	AISIN No.	Genuine No.	AISIN No.	Genuine No.	AISIN No.
16100-49577		16100-49846	※WPT-038	16100-59049	WPT-067
16100-49585	※WPT-065	16100-49847	※WPT-038	16100-59055	WPT-073
16100-49595	※WPT-065	16100-49855	WPT-159	16100-59065	WPT-019
16100-49605		16100-49856	※WPT-083	16100-59075	WPT-019
16100-49615	※WPT-065	16100-49856	WPT-159	16100-59076	WPT-019
16100-49625		16100-49865		16100-59085	WPT-058
16100-49635		16100-49866		16100-59095	WPT-081
16100-49645		16100-49867	WPT-121	16100-59096	WPT-081
16100-49655	WPT-075	16100-49868	WPT-121	16100-59105	WPT-074
16100-49656	WPT-075	16100-49875	WPT-116	16100-59125	WPT-067
16100-49665	※WPT-065	16100-49876	WPT-116	16100-59126	WPT-067
16100-49666	※WPT-065	16100-49877	WPT-116	16100-59127	WPT-067
16100-49675	※WPT-065	16100-49A05	WPT-189	16100-59128	WPT-067
16100-49676	※WPT-065	16100-50010	WPT-027	16100-59129	WPT-067
16100-49685	WPT-075	16100-50011		16100-59135	WPT-013A
16100-49695	※WPT-065	16100-50012	WPT-027	16100-59136	WPT-013A
16100-49696	※WPT-065	16100-50013	WPT-027	16100-59137	WPT-013A
16100-49705	※WPT-065	16100-50014	WPT-027	16100-59138	WPT-013A
16100-49706	※WPT-065	16100-50020	WPT-027	16100-59139	WPT-013A
16100-49725	※WPT-065	16100-50021	WPT-027	16100-59145	WPT-054
16100-49726	※WPT-065	16100-50022	WPT-027	16100-59155	WPT-001
16100-49735		16100-50023	WPT-027	16100-59165	WPT-047
16100-49736		16100-50030		16100-59166	WPT-047
16100-49745		16100-51010		16100-59175	WPT-039
16100-49746		16100-51011		16100-59176	WPT-039
16100-49755	WPT-025	16100-51012		16100-59185	WPT-080
16100-49756	WPT-025	16100-51013		16100-59186	WPT-080
16100-49765		16100-52010		16100-59187	WPT-080
16100-49766		16100-52011		16100-59195	
16100-49775	WPT-068	16100-52012		16100-59196	
16100-49776	WPT-068	16100-52013		16100-59205	WPT-067
16100-49785		16100-52014		16100-59208	WPT-067
16100-49786		16100-52020		16100-59215	WPT-067
16100-49787	※WPT-084	16100-55010	WPT-034	16100-59225	
16100-49795		16100-55011	WPT-034	16100-59226	
16100-49796		16100-55020	WPT-034	16100-59235	WPT-034
16100-49805	WPT-025	16100-59015	WPT-073	16100-59245	WPT-047
16100-49815	WPT-110	16100-59016	WPT-073	16100-59255	WPT-001
16100-49816	WPT-110	16100-59017	WPT-073	16100-59256	WPT-001
16100-49825	※WPT-038	16100-59025		16100-59257	WPT-001
16100-49826	※WPT-038	16100-59026		16100-59265	WPT-039
16100-49835	WPT-110	16100-59035		16100-59275	WPT-125
16100-49836	WPT-110	16100-59045	WPT-067	16100-59276	WPT-125
16100-49837	WPT-110	16100-59046	WPT-067	16100-59285	
16100-49838	WPT-110	16100-59047	WPT-067	16100-59295	
16100-49845	※WPT-038	16100-59048	WPT-067	16100-59295	WPT-171

TABLE-1



# Cross Reference (Genuine No.→AISIN No.)

※ : Components may slightly differ from GENUINE No.  
 ◇ : Complete Assembly Only.  
 & : Part No. requires additional components for installation.

Genuine No.	AISIN No.	Genuine No.	AISIN No.	Genuine No.	AISIN No.
16100-59365	<b>WPT-143</b>	16100-69045		16100-69275	<b>WPT-004</b>
16100-60010		16100-69046		16100-69285	
16100-60011		16100-69047		16100-69295	<b>WPT-126</b>
16100-60012		16100-69055		16100-69296	<b>WPT-126</b>
16100-60013		16100-69056		16100-69297	<b>WPT-126</b>
16100-60031		16100-69057		16100-69298	<b>WPT-126</b>
16100-60032		16100-69065		16100-69305	<b>&amp; WPT-002</b>
16100-60080		16100-69066		16100-69315	<b>WPT-123</b>
16100-60090		16100-69067		16100-69325	<b>WPT-023</b>
16100-60120		16100-69075	<b>※WPT-097</b>	16100-69335	<b>WPT-002</b>
16100-60130		16100-69076	<b>※WPT-097</b>	16100-69345	<b>WPT-032</b>
16100-61010		16100-69077		16100-69355	<b>WPT-109</b>
16100-61011		16100-69085	<b>WPT-004</b>	16100-69356	<b>WPT-109</b>
16100-61012		16100-69095		16100-69357	<b>WPT-109</b>
16100-61013		16100-69096		16100-69365	<b>WPT-115</b>
16100-61020		16100-69105	<b>WPT-061</b>	16100-69375	<b>WPT-059</b>
16100-61021		16100-69106	<b>WPT-061</b>	16100-69376	<b>WPT-059</b>
16100-61030		16100-69115	<b>WPT-037</b>	16100-69377	
16100-61031		16100-69125		16100-69377	<b>WPT-059</b>
16100-61040	<b>WPT-020</b>	16100-69126		16100-69385	<b>WPT-099</b>
16100-61041	<b>WPT-020</b>	16100-69127		16100-69395	<b>WPT-100</b>
16100-61060		16100-69135		16100-69396	<b>WPT-100</b>
16100-61070		16100-69136		16100-69397	
16100-61071	<b>※WPT-063</b>	16100-69145	<b>※WPT-071</b>	16100-69398	
16100-61080		16100-69146	<b>※WPT-071</b>	16100-69405	<b>WPT-048</b>
16100-61081		16100-69155	<b>※WPT-029</b>	16100-69406	<b>WPT-048</b>
16100-61120	<b>※WPT-063</b>	16100-69156	<b>※WPT-029</b>	16100-69407	<b>WPT-048</b>
16100-61130	<b>※WPT-063</b>	16100-69156	<b>WPT-138</b>	16100-69408	<b>WPT-048</b>
16100-61140		16100-69165		16100-69415	<b>WPT-131</b>
16100-61150		16100-69166		16100-69425	
16100-64H00	<b>※WPT-004</b>	16100-69167		16100-69425	<b>WPT-126</b>
16100-64H01	<b>※WPT-096</b>	16100-69175		16100-69435	
16100-64H02	<b>※WPT-126</b>	16100-69176		16100-69435	<b>WPT-126</b>
16100-64H03	<b>WPT-004</b>	16100-69185		16100-69445	
16100-64H04	<b>※WPT-004</b>	16100-69186		16100-69455	<b>WPT-002</b>
16100-64H05	<b>※WPT-096</b>	16100-69187		16100-69465	
16100-64H06	<b>WPT-126</b>	16100-69195	<b>※WPT-029</b>	16100-69475	<b>WPT-030</b>
16100-64H07	<b>※WPT-126</b>	16100-69196	<b>※WPT-029</b>	16100-69485	<b>WPT-032</b>
16100-67010		16100-69205	<b>WPT-002</b>	16100-69495	<b>WPT-099</b>
16100-69025		16100-69206	<b>WPT-002</b>	16100-69505	
16100-69026		16100-69215	<b>WPT-098</b>	16100-69535	<b>WPT-048</b>
16100-69027		16100-69225	<b>WPT-030</b>	16100-69545	
16100-69035	<b>※WPT-051</b>	16100-69235	<b>WPT-061</b>	16100-76001-71	
16100-69036	<b>※WPT-051</b>	16100-69245	<b>WPT-037</b>	16100-76002-71	
16100-69037	<b>※WPT-051</b>	16100-69255	<b>WPT-150</b>	16100-76006-71	<b>WPT-036</b>
16100-69039	<b>※WPT-051</b>	16100-69265		16100-76010	

TABLE-1

# Cross Reference (Genuine No.→AISIN No.)

※ : Components may slightly differ from GENUINE No.  
 ◇ : Complete Assembly Only.  
 & : Part No. requires additional components for installation.

Genuine No.	AISIN No.	Genuine No.	AISIN No.	Genuine No.	AISIN No.
16100-76011		16100-78112		16100-79145	<b>WPT-043</b>
16100-76012		16100-78121-71	<b>WPT-551</b>	16100-79146	<b>WPT-043</b>
16100-76013		16100-78122-71		16100-79155	<b>WPT-012</b>
16100-76014		16100-78140		16100-79165	<b>WPT-014</b>
16100-76020		16100-78141		16100-79175	※ <b>WPT-056</b>
16100-76021		16100-78151-71		16100-79176	
16100-76022		16100-78154-71	<b>WPT-504</b>	16100-79185	<b>WPTK-010</b>
16100-76023		16100-78156-71	<b>WPT-511</b>	16100-79186	<b>WPTK-010</b>
16100-76024		16100-78157-71	<b>WPT-511</b>	16100-79205	
16100-76036	<b>WPT-016A</b>	16100-78159-71	<b>WPT-546</b>	16100-79206	
16100-77010		16100-78160-71	<b>WPT-547</b>	16100-79226	<b>WPT-127</b>
16100-77011		16100-78170		16100-79235	
16100-77012		16100-78200-71	<b>WPT-502</b>	16100-79236	
16100-77021		16100-78201-71	<b>WPT-545</b>	16100-79245	<b>WPT-044</b>
16100-77022		16100-78202-71	<b>WPT-506</b>	16100-79255	<b>WPT-044</b>
16100-77030		16100-78203-71	<b>WPT-510</b>	16100-79265	<b>WPT-042</b>
16100-77050		16100-78205-71	<b>WPT-541</b>	16100-79275	<b>WPT-016A</b>
16100-77051		16100-78206-71	<b>WPT-544</b>	16100-79285	<b>WPT-112</b>
16100-77060		16100-78285	<b>WPT-112</b>	16100-79295	<b>WPT-193</b>
16100-77070		16100-78300-71	<b>WPT-501</b>	16100-79430	
16100-77071		16100-78360-71	<b>WPT-548</b>	16100-79440	
16100-78001-71		16100-78701-71	<b>WPT-508</b>	16100-79445	<b>WPT-044</b>
16100-78002-71		16100-78701-71	<b>WPT-550</b>	16100-79455	<b>WPT-042</b>
16100-78003-71		16100-79015	<b>WPT-035</b>	16100-79465	
16100-78003-71	<b>WPT-148</b>	16100-79025	<b>WPT-045</b>	16100-80001	<b>WPT-186</b>
16100-78005-71		16100-79035	<b>WPT-016A</b>	16100-80003	<b>WPT-186</b>
16100-78005-71	<b>WPT-149</b>	16100-79036	<b>WPT-016A</b>	16100-80004	<b>WPT-181</b>
16100-78010		16100-79037	<b>WPT-016A</b>	16100-80005	<b>WPT-164</b>
16100-78011		16100-79045	※ <b>WPT-060</b>	16100-80007	<b>WPT-186</b>
16100-78020		16100-79055		16100-80008	<b>WPT-168</b>
16100-78030		16100-79065	<b>WPT-053</b>	16100-80009	<b>WPT-121</b>
16100-78041		16100-79075	※ <b>WPT-010</b>	16100-80010	<b>WPT-181</b>
16100-78042		16100-79075	<b>WPTK-010</b>	16100-80011	<b>WPT-168</b>
16100-78050		16100-79085		16100-87108	
16100-78051		16100-79095	※ <b>WPT-060</b>	16100-87108-000	
16100-78060		16100-79096		16100-87109	
16100-78070		16100-79105		16100-87182	
16100-78071		16100-79106		16100-87183	
16100-78080		16100-79115	<b>WPT-009</b>	16100-87184	
16100-78090		16100-79116	<b>WPT-009</b>	16100-87185	
16100-78100		16100-79117	<b>&amp; WPT-009</b>	16100-87203	
16100-78101		16100-79125	※ <b>WPT-056</b>	16100-87204	<b>WPD-023</b>
16100-78101-71		16100-79126	※ <b>WPT-056</b>	16100-87208	
16100-78102-71	<b>WPT-549</b>	16100-79127	<b>WPT-151</b>	16100-87228	
16100-78110		16100-79135	<b>WPT-105</b>	16100-87230	
16100-78111		16100-79136	<b>WPT-105</b>	16100-87231	<b>WPD-038</b>

TABLE-1

# Cross Reference (Genuine No.→AISIN No.)

※ : Components may slightly differ from GENUINE No.  
 ◇ : Complete Assembly Only.  
 & : Part No. requires additional components for installation.

Genuine No.	AISIN No.	Genuine No.	AISIN No.	Genuine No.	AISIN No.
16100-87244	<b>WPD-001</b>	16100-87510	<b>WPD-004</b>	16100-96004	
16100-87245		16100-87511	<b>WPD-005</b>	16100-96005	
16100-87246		16100-87512	<b>WPD-006</b>	16100-96051	
16100-87247	<b>WPD-022</b>	16100-87580	<b>WPD-005</b>	16100-96052	<b>WPT-147</b>
16100-87248	<b>WPD-001</b>	16100-87581	<b>WPD-006</b>	16100-96601	
16100-87249		16100-87582	<b>WPD-005</b>	16100-96602	
16100-87250	<b>WPD-022</b>	16100-87583	<b>WPD-006</b>	16100-97205	※ <b>WPD-023</b>
16100-87251		16100-87584	<b>WPD-003</b>	16100-97206	<b>WPD-026</b>
16100-87252	<b>WPD-002</b>	16100-87585	<b>WPD-004</b>	16100-97207	<b>WPD-024</b>
16100-87280	<b>WPD-002</b>	16100-87586	<b>WPD-005</b>	16100-97212	<b>WPD-026</b>
16100-87281	<b>WPD-002</b>	16100-87587	<b>WPD-006</b>	16100-97213	
16100-87283	<b>WPD-001</b>	16100-87588	<b>WPD-003</b>	16100-97214	
16100-87286	<b>WPD-002</b>	16100-87589	<b>WPD-004</b>	16100-97215	<b>WPD-025</b>
16100-87287	<b>WPD-001</b>	16100-87590	<b>WPD-003</b>	16100-97221	<b>WPD-025</b>
16100-87288	<b>WPD-022</b>	16100-87591	<b>WPD-004</b>	16100-97226	
16100-87289		16100-87592	<b>WPD-008</b>	16100-97228	
16100-87290		16100-87701		16100-97231	
16100-87291		16100-87702		16100-97232	
16100-87292		16100-87705		16100-97234	
16100-87303		16100-87706		16100-97240	<b>WPD-025</b>
16100-87304		16100-87707		16100-97241	<b>WPD-024</b>
16100-87305		16100-87726	<b>WPD-009</b>	16100-97242	
16100-87306		16100-87730	<b>WPD-007</b>	16100-97243	
16100-87307		16100-87731	<b>WPD-013</b>	16100-97244	
16100-87308		16100-87780		16100-97280	<b>WPD-025</b>
16100-87309		16100-87781		16100-97404	<b>WPT-117</b>
16100-87380		16100-87782	<b>WPD-010</b>	16100-97405	
16100-87381		16100-87784	<b>WPD-010</b>	16100-97406	
16100-87382		16100-87786	<b>WPD-007</b>	16100-97410	
16100-87383		16100-87787	<b>WPD-009</b>	16100-97411	<b>WPT-117</b>
16100-87386		16100-87788		16100-97412	
16100-87387		16100-87789	<b>WPD-010</b>	16100-97413	
16100-87389		16100-87790	<b>WPD-013</b>	16100-97502	<b>WPD-025</b>
16100-87390	<b>WPD-012</b>	16100-87791		16100-B9010	
16100-87391	<b>WPD-011</b>	16100-87795	<b>WPD-007</b>	16100-B9010	<b>WPT-117</b>
16100-87394	<b>WPD-011</b>	16100-87796	<b>WPD-009</b>	16100-B9015	
16100-87395	<b>WPD-012</b>	16100-87797	<b>WPD-013</b>	16100-B9020	
16100-87501		16100-88220	<b>WPT-086</b>	16100-B9040	
16100-87502		16100-88221	<b>WPT-086</b>	16100-B9090	<b>WPD-012</b>
16100-87503		16100-88260	※ <b>WPT-087</b>	16100-B9100	<b>WPD-024</b>
16100-87504		16100-88280		16100-B9101	
16100-87505	<b>WPD-008</b>	16100-89102		16100-B9110	
16100-87506	<b>WPD-038</b>	16100-89103		16100-B9120	
16100-87507	<b>WPD-008</b>	16100-96001		16100-B9130	
16100-87508	<b>WPD-038</b>	16100-96002		16100-B9140	
16100-87509	<b>WPD-003</b>	16100-96003		16100-B9150	

TABLE-1

# Cross Reference (Genuine No.→AISIN No.)

※ : Components may slightly differ from GENUINE No.  
 ◇ : Complete Assembly Only.  
 & : Part No. requires additional components for installation.

Genuine No.	AISIN No.	Genuine No.	AISIN No.	Genuine No.	AISIN No.
16100-B9170		16102-B2010	※WPD-023	16110-19085	
16100-B9180		16103-23010	WPT-513	16110-19086	
16100-B9190	WPD-025	16103-40010		16110-19095	WPT-107A
16100-B9200		16103-40011		16110-19105	WPT-107A
16100-B9210	WPD-001	16103-40030		16110-19106	WPT-107A
16100-B9250		16103-40031		16110-19107	WPT-006
16100-B9280		16103-40051		16110-19115	
16100-B9330	WPD-026	16103-40084		16110-19125	WPT-050
16100-B9350		16103-49410		16110-19135	WPT-018
16100-B9440	WPT-175	16110-01010		16110-19135	※WPT-108
16100-B9450		16110-09010	WPT-010A	16110-19145	◇WPT-108
16100-B9451		16110-09020		16110-19146	◇WPT-108
16100-B9452		16110-09021		16110-19155	WPT-052
16100-B9453	WPD-044	16110-09030		16110-19165	WPT-055
16100-B9454	WPD-044	16110-09031		16110-19175	
16100-B9455	WPD-044	16110-09040		16110-19176	
16100-B9460		16110-09060		16110-19185	WPT-078
16100-B9461	& WPD-047	16110-15010	WPT-066	16110-19195	WPT-082
16100-B9462	WPD-047	16110-15020		16110-19205	WPT-018
16100-B9463	WPD-047	16110-15030		16110-19225	
16100-E0150		16110-15045	WPT-008A	16110-26020	WPT-049
16100-E0151		16110-15046	WPT-008A	16110-26021	WPT-049
16100-E0200		16110-15047	WPT-008A	16110-26022	WPT-049
16100-E0341		16110-15050	WPT-008A	16110-28010	WPT-049
16100-E0420		16110-15070		16110-28020	WPT-049
16100-E0780		16110-15076		16110-33010	WPT-049
16101-76030		16110-15080	WPT-003A	16110-33020	
16101-87201		16110-15085	WPT-003A	16110-33040	
16102-46072		16110-15086		16110-34010	
16102-46073		16110-16010	WPT-052	16110-34060	
16102-87201	WPD-023	16110-16020	WPT-055	16110-34061	
16102-87202		16110-18010		16110-34090	
16102-87204	WPD-023	16110-19015		16110-34100	WPT-069
16102-87205		16110-19016		16110-34110	
16102-87207	WPD-023	16110-19025	WPT-090	16110-34140	※WPT-064
16102-87208		16110-19026	WPT-090	16110-38020	
16102-87251	※WPD-035	16110-19035	WPT-066	16110-38021	
16102-87780		16110-19036	WPT-066	16110-38022	
16102-97201	WPD-030	16110-19045	WPT-008A	16110-38030	WPT-017
16102-97203		16110-19046	WPT-008A	16110-38031	WPT-017
16102-97204	WPD-023	16110-19047	WPT-008A	16110-38035	WPT-017
16102-97205	WPD-030	16110-19055	WPT-107A	16110-39025	
16102-97206		16110-19065	WPT-107A	16110-39026	
16102-97207	WPD-048	16110-19075	WPT-003A	16110-39035	WPT-017
16102-B0010		16110-19076	WPT-003A	16110-39045	
16102-B2010		16110-19077		16110-39046	

# Cross Reference (Genuine No.→AISIN No.)

※ : Components may slightly differ from GENUINE No.  
 ◇ : Complete Assembly Only.  
 & : Part No. requires additional components for installation.

Genuine No.	AISIN No.	Genuine No.	AISIN No.	Genuine No.	AISIN No.
16110-39315		16110-49105	<b>WPT-038</b>	16110-88260	<b>WPT-087</b>
16110-40030		16110-49115	◇ <b>WPT-110</b>	16111-87780	<b>WPD-010</b>
16110-40031		16110-49116	◇ <b>WPT-110</b>	16120-10940-71	<b>WPT-505</b>
16110-40032		16110-49125	<b>WPT-038</b>	16120-23010	<b>WPT-103</b>
16110-40052		16110-49126	<b>WPT-038</b>	16120-33010	
16110-41030		16110-49130	<b>WPT-083</b>	16120-33020	
16110-41031		16110-49135	<b>WPT-083</b>	16120-34010	
16110-41032		16110-49145	<b>WPT-124</b>	16120-34020	
16110-41040		16110-49146	<b>WPT-124</b>	16120-34090	
16110-41042		16110-49147	<b>WPT-124</b>	16120-34100	<b>WPT-064</b>
16110-41060		16110-49148	<b>WPT-124</b>	16120-34101	
16110-41100	※ <b>WPT-084</b>	16110-49155	<b>WPT-155</b>	16120-34110	<b>WPT-084</b>
16110-41110	※ <b>WPT-084</b>	16110-49156	<b>WPT-155</b>	16120-34120	
16110-41130	※ <b>WPT-084</b>	16110-49410		16120-34140	<b>WPT-064</b>
16110-41131	※ <b>WPT-084</b>	16110-49411		16120-41020	
16110-41170	※ <b>WPT-084</b>	16110-56020		16120-41040	
16110-41240	※ <b>WPT-065</b>	16110-60080		16120-41060	<b>WPT-084</b>
16110-41250	※ <b>WPT-065</b>	16110-61070		16120-41110	<b>WPT-084</b>
16110-42011		16110-61071	<b>WPT-063</b>	16120-41130	<b>WPT-084</b>
16110-42012		16110-61080		16120-41131	<b>WPT-084</b>
16110-42013		16110-61081	<b>WPT-028</b>	16120-41170	<b>WPT-084</b>
16110-45020		16110-61120	<b>WPT-063</b>	16120-42010	<b>WPT-084</b>
16110-45030		16110-61130		16120-42011	<b>WPT-084</b>
16110-45090	※ <b>WPT-084</b>	16110-61170	<b>WPT-071</b>	16120-42012	<b>WPT-084</b>
16110-45100		16110-61180	<b>WPT-029</b>	16120-45030	<b>WPT-084</b>
16110-45110		16110-63010	<b>WPT-097</b>	16120-45080	<b>WPT-084</b>
16110-46011		16110-69035	<b>WPT-097</b>	16120-45100	<b>WPT-065</b>
16110-48030		16110-69036	<b>WPT-097</b>	16120-45110	<b>WPT-065</b>
16110-49015	※ <b>WPT-084</b>	16110-69037	<b>WPT-097</b>	16120-45151	
16110-49016	※ <b>WPT-084</b>	16110-69045	<b>WPT-113</b>	16120-47011	
16110-49025	※ <b>WPT-084</b>	16110-78156-71		16120-47012	
16110-49026	※ <b>WPT-084</b>	16110-79015	<b>WPT-060</b>	16120-47013	
16110-49035	※ <b>WPT-084</b>	16110-79025	<b>WPT-010A</b>	16120-47020	
16110-49036	※ <b>WPT-084</b>	16110-79026	<b>WPT-010A</b>	16120-47021	
16110-49045		16110-79035	<b>WPT-056</b>	16120-49015	<b>WPT-084</b>
16110-49055	※ <b>WPT-065</b>	16110-79045	<b>WPT-010A</b>	16120-49025	<b>WPT-084</b>
16110-49056	※ <b>WPT-065</b>	16110-79065	<b>WPT-053</b>	16120-49036	<b>WPT-084</b>
16110-49065	※ <b>WPT-065</b>	16110-79095	<b>WPT-060</b>	16120-49045	<b>WPT-065</b>
16110-49066	※ <b>WPT-065</b>	16110-79105	<b>WPT-056</b>	16120-49046	<b>WPT-065</b>
16110-49075	<b>WPT-017</b>	16110-79115	<b>WPT-056</b>	16120-49055	<b>WPT-065</b>
16110-49076		16110-79125		16120-49065	<b>WPT-084</b>
16110-49085		16110-79135		16120-49080	<b>WPT-084</b>
16110-49086		16110-82010	<b>WPT-049</b>	16120-68010	<b>WPT-051</b>
16110-49095	<b>WPT-038</b>	16110-88250		16120-69010	<b>WPT-051</b>
16110-49096	<b>WPT-038</b>	16110-88251		16120-69015	<b>WPT-051</b>
16110-49097	<b>WPT-038</b>	16110-88252		16120-76001-71	<b>WPT-103</b>

TABLE-1

# Cross Reference (Genuine No.→AISIN No.)

※ : Components may slightly differ from GENUINE No.  
 ◇ : Complete Assembly Only.  
 & : Part No. requires additional components for installation.

Genuine No.	AISIN No.	Genuine No.	AISIN No.	Genuine No.	AISIN No.
16120-78005-71		17400-58813		17400-69G00	<b>WPS-034</b>
16120-78007-71		17400-58814		17400-69G01	<b>WPS-034</b>
16120-78120-71		17400-58815		17400-69G02	
16120-78121-71		17400-58816		17400-69G04	
16120-78151-71		17400-58817		17400-69L00	
16120-88400		17400-58820		17400-70020	
16120-96004		17400-58821		17400-70810	
16120-96005	<b>WPT-516</b>	17400-58822		17400-70820	
16120-96007	<b>WPT-515</b>	17400-58823		17400-70830	<b>WPS-001</b>
16120-96120-71		17400-58824		17400-70B00	
16120-96151	<b>WPT-514</b>	17400-58825		17400-70D00	
16124-58010		17400-58826		17400-71811	
16131-56040		17400-58827		17400-72020	<b>WPS-008</b>
161A0-29015	<b>WPT-190</b>	17400-60810	<b>WPS-006A</b>	17400-72021	<b>WPS-008</b>
161A0-39015	<b>WPT-190</b>	17400-60811	<b>WPS-006A</b>	17400-72801	<b>WPS-008</b>
161A0-39025	<b>WPT-191</b>	17400-60812	<b>WPS-006A</b>	17400-72810	<b>WPS-008</b>
1620-15-130C		17400-60813	<b>WPS-006A</b>	17400-72811	<b>WPS-008</b>
16210-5110		17400-60814	<b>WPS-006A</b>	17400-73001	<b>WPS-002A</b>
16210-87106		17400-60815	<b>WPS-006A</b>	17400-73002	<b>WPS-002A</b>
16920-50021		17400-61810	<b>WPS-001</b>	17400-73010	
16920-50040		17400-61820	<b>WPS-033</b>	17400-73011	
16920-50041		17400-62810		17400-73012	<b>WPS-002A</b>
16920-50050		17400-63200	<b>WPS-008</b>	17400-73013	<b>WPS-002A</b>
16920-50060		17400-65001		17400-73810	<b>WPS-002A</b>
17400-50810	<b>WPS-001</b>	17400-65020		17400-73811	<b>WPS-002A</b>
17400-50811	<b>WPS-001</b>	17400-65021		17400-73812	<b>WPS-002A</b>
17400-50812	<b>WPS-001</b>	17400-65810		17400-73820	<b>WPS-002A</b>
17400-50813	<b>WPS-001</b>	17400-65813		17400-73831	
17400-50820		17400-65814		17400-73832	
17400-50821		17400-65814-1		17400-73833	<b>WPS-050</b>
17400-50830		17400-65815	<b>WPS-053</b>	17400-73834	<b>WPS-050</b>
17400-50Z01		17400-65816	<b>WPS-053</b>	17400-73840	
17400-50Z02		17400-65817	<b>WPS-053</b>	17400-73850	
17400-51810	<b>WPS-003</b>	17400-65818	<b>WPS-053</b>	17400-73870	<b>WPS-002A</b>
17400-51811	<b>WPS-003</b>	17400-65820		17400-74000	
17400-51812	<b>WPS-003</b>	17400-66810		17400-74001	
17400-51K00		17400-67020		17400-76810	<b>WPS-021</b>
17400-51K01		17400-67021		17400-76820	<b>WPS-022</b>
17400-51Z00		17400-67022		17400-76840	
17400-51Z10		17400-68810		17400-76841	
17400-52810		17400-68811		17400-76842	
17400-52811		17400-68814		17400-76843	<b>WPS-051</b>
17400-58013	<b>WPS-001</b>	17400-68820		17400-76G70	<b>WPS-035</b>
17400-58810		17400-68822		17400-77810	
17400-58811		17400-68824		17400-77812	
17400-58812		17400-68830		17400-77813	

TABLE-1

# Cross Reference (Genuine No.→AISIN No.)

※ : Components may slightly differ from GENUINE No.  
 ◇ : Complete Assembly Only.  
 & : Part No. requires additional components for installation.

Genuine No.	AISIN No.	Genuine No.	AISIN No.	Genuine No.	AISIN No.
17400-77814		17400-83003	<b>WPS-017</b>	17410-78E01	
17400-77815		17400-83810	<b>WPS-004A</b>	17410-78E02	
17400-78000		17400-83811	<b>WPS-004A</b>	1757-15-010E	
17400-78300		17400-83812	<b>WPS-004A</b>	1757-15-130	
17400-78810		17400-83813		1757-15-130B	
17400-78811		17400-83814	<b>WPS-004A</b>	1757-15-130D	
17400-78820	<b>WPS-002A</b>	17400-83815	<b>WPS-004A</b>	1757-15-920B	
17400-78821	<b>WPS-002A</b>	17400-83820	<b>WPS-004A</b>	1757-23-920	
17400-78830		17400-83820-H	<b>WPS-004A</b>	1757-23-920B	
17400-78840		17400-83831		1757-23-925B	
17400-78850	<b>WPS-028</b>	17400-83840	<b>WPS-016</b>	1757-99-153A	
17400-78851	<b>WPS-028</b>	17400-83841	<b>WPS-016</b>	1-83541150	
17400-78860	<b>WPS-023</b>	17400-83850		1-83541-150-0	
17400-78870		17400-83860		19100-5R0-003	
17400-78871	<b>WPS-050</b>	17400-83862		19110-19035	
17400-78880	<b>WPS-024</b>	17400-83863	<b>WPS-052</b>	19110-634-305	
17400-78890		17400-83865		19110-634-325	
17400-78891		17400-83866	<b>WPS-052</b>	19110-634-335	
17400-78892		17400-83867	<b>WPS-052</b>	19110-634-365	
17400-78E00		17400-83870		19110-634-375	
17400-78E01		17400-83871		19110-657-000	
17400-78J00		17400-83872		19110-657-010	
17400-79810		17400-84810		19110-657-020	
17400-79811		17400-84812		19110-657-030	
17400-80811		17400-84813		19110-657-318	
17400-80812		17400-84814		19110-657-325	
17400-81811		17400-84815	<b>WPS-036</b>	19110-657-332	
17400-81812		17400-84820		19110-657-335	
17400-81820	※ <b>WPS-030</b>	17400-84821		19110-657-375	
17400-81821		17400-84822		19110-657-405	
17400-81822		17400-84823	※ <b>WPS-032</b>	19110-671-010	
17400-82632	<b>WPS-018</b>	17400-84824		19110-671-020	
17400-82810	<b>WPS-004A</b>	17400-84825		19110-671-325	
17400-82811	<b>WPS-004A</b>	17400-84830		19110-671-335	
17400-82812	<b>WPS-004A</b>	17400-84831		19110-671-355	
17400-82820	<b>WPS-007A</b>	17400-84832		19110-671-405	
17400-82821	<b>WPS-007A</b>	17400-84833		19110-673-000	
17400-82822	<b>WPS-007A</b>	17400-84840		19110-673-010	
17400-82823	<b>WPS-007A</b>	17400-84841		19110-673-325	
17400-82824	<b>WPS-007A</b>	17400-84842		19110-673-335	
17400-82830	<b>WPS-004A</b>	17400-84843		19110-673-405	
17400-82830-H	<b>WPS-004A</b>	17400-85810	<b>WPS-009</b>	19110-689-325	
17400-82840	<b>WPS-007A</b>	17400-85820	<b>WPS-009</b>	19110-689-335	
17400-82840-H	<b>WPS-007A</b>	17400-85821	<b>WPS-009</b>	19110-689-405	
17400-82850	<b>WPS-007A</b>	17400-85830		19110-PB2-000	
17400-82851	<b>WPS-007A</b>	17400-87820	<b>WPS-007A</b>	19110-PB2-010	

TABLE-1



# Cross Reference (Genuine No.→AISIN No.)

※ : Components may slightly differ from GENUINE No.  
 ◇ : Complete Assembly Only.  
 & : Part No. requires additional components for installation.

Genuine No.	AISIN No.	Genuine No.	AISIN No.	Genuine No.	AISIN No.
19200-5K0-A01		19200-P2A-004	<b>WPH-011A</b>	19200-PD2-415	<b>WPH-012</b>
19200-634-000		19200-P2A-A01	<b>WPH-011A</b>	19200-PD2-660	<b>WPH-012</b>
19200-634-335		19200-P2A-A02	<b>WPH-011A</b>	19200-PD6-000	<b>WPH-012</b>
19200-634-670		19200-P2J-005	<b>WPH-046</b>	19200-PD6-405	<b>WPH-012</b>
19200-634-671		19200-P2J-006		19200-PD6-660	<b>WPH-012</b>
19200-657-000		19200-P30-003		19200-PE0-010	<b>WPH-014</b>
19200-657-010		19200-P36-000	<b>WPH-033</b>	19200-PE0-415	<b>WPH-014</b>
19200-657-020		19200-P39-003		19200-PE0-515	<b>WPH-010</b>
19200-657-030		19200-P5A-004		19200-PE0-660	<b>WPH-010</b>
19200-671-000		19200-P5G-004		19200-PE0-661	<b>WPH-010</b>
19200-671-010		19200-P72-003		19200-PE8-405	
19200-671-020		19200-P72-013		19200-PE8-600	
19200-671-335		19200-P75-003	<b>WPH-047</b>	19200-PE9-003	<b>WPH-026</b>
19200-673-000	<b>WPH-026</b>	19200-P7A-003		19200-PE9-013	<b>WPH-026</b>
19200-673-010		19200-P8A-A02	<b>WPH-800</b>	19200-PE9-305	
19200-673-336		19200-P8A-A03	<b>WPH-800</b>	19200-PE9-405	<b>WPH-026</b>
19200-679-000	<b>WPH-026</b>	19200-P8F-A01	<b>WPH-800</b>	19200-PFB-003	
19200-679-003		19200-PA0-000		19200-PG6-000	<b>WPH-013</b>
19200-679-013	<b>WPH-026</b>	19200-PA0-010		19200-PG6-405	<b>WPH-013</b>
19200-679-023	<b>WPH-026</b>	19200-PA0-700		19200-PH1-000	<b>WPH-003</b>
19200-679-033	<b>WPH-026</b>	19200-PA1-000		19200-PH1-020	
19200-679-043	<b>WPH-026</b>	19200-PA1-010		19200-PH1-505	<b>WPH-003</b>
19200-679-053	<b>WPH-026</b>	19200-PA1-020		19200-PH3-000	<b>WPH-023</b>
19200-689-000		19200-PA1-030		19200-PH3-003	<b>WPH-023</b>
19200-689-010		19200-PA1-405		19200-PH3-010	<b>WPH-023</b>
19200-689-020		19200-PA5-000		19200-PH3-505	<b>WPH-023</b>
19200-689-030		19200-PA5-010		19200-PH7-003	<b>WPH-008</b>
19200-689-040		19200-PA5-700		19200-PH9-003	
19200-689-335		19200-PA6-000		19200-PH9-405	
19200-P01-003	<b>WPH-002</b>	19200-PA6-010		19200-PHM-010	
19200-P01-004	<b>WPH-002</b>	19200-PA6-020		19200-PJ7-000	
19200-P08-003	<b>WPH-006</b>	19200-PA6-030		19200-PJ7-003	
19200-P08-004	<b>WPH-006</b>	19200-PB2-000		19200-PJ7-J01	
19200-P08-A01	<b>WPH-006</b>	19200-PB2-010		19200-PK2-000	<b>WPH-016</b>
19200-P0A-003	<b>WPH-001</b>	19200-PC0-000		19200-PK2-505	<b>WPH-016</b>
19200-P0A-032	<b>WPH-001</b>	19200-PC0-010		19200-PLC-003	
19200-P0B-A01	<b>WPH-001</b>	19200-PC0-405		19200-PLC-005	
19200-P0G-A01	<b>WPH-008</b>	19200-PC1-000		19200-PLE-003	
19200-P13-000		19200-PC1-010		19200-PLE-005	
19200-P13-003		19200-PC1-030		19200-PLM-A01	<b>WPH-044</b>
19200-P13-013		19200-PC1-080		19200-PM3-000	<b>WPH-002</b>
19200-P14-A00		19200-PC1-405		19200-PM3-003	<b>WPH-002</b>
19200-P14-A01		19200-PC6-000	<b>WPH-012</b>	19200-PM3-004	<b>WPH-002</b>
19200-P1G-E02	<b>WPH-006</b>	19200-PC6-010	<b>WPH-012</b>	19200-PM3-013	<b>WPH-002</b>
19200-P1R-003	<b>WPH-004</b>	19200-PD2-000	<b>WPH-012</b>	19200-PM3-014	<b>WPH-002</b>
19200-P2A-003	<b>WPH-011A</b>	19200-PD2-405	<b>WPH-012</b>	19200-PN3-003	

TABLE-1



# Cross Reference (Genuine No.→AISIN No.)

※ : Components may slightly differ from GENUINE No.  
 ◇ : Complete Assembly Only.  
 & : Part No. requires additional components for installation.

Genuine No.	AISIN No.	Genuine No.	AISIN No.	Genuine No.	AISIN No.
19200-PN3-013		19200-RBB-013		1A00-15-010	<b>WPS-021</b>
19200-PN4-003		19200-RBC-003		1A01-15-010	
19200-PN4-013		19200-RBC-013		1A01-15-010	<b>WPS-028</b>
19200-PNA-003		19200-RBD-E01	<b>WPH-053</b>	1A01-15-010A	
19200-PNA-004		19200-RBJ-003		1A01-15-010A	<b>WPS-028</b>
19200-PND-003		19200-RCA-A01	<b>WPH-045</b>	1A01-15-010B	
19200-PO1-00		19200-RCA-A02		1A02-15-010	
19200-PO1-003		19200-RDM-A01	<b>WPH-045</b>	1A02-15-010A	
19200-POB-A01		19200-RDM-A02	<b>WPH-045</b>	1A02-15-010C	
19200-PP0-003		19200-RDV-J01	<b>WPH-045</b>	1A03-15-010	
19200-PP0-013		19200-RFE-003	<b>WPH-058</b>	1A03-15-010	<b>WPS-023</b>
19200-PR3-003		19200-RGA-010		1A04-15-010	<b>WPS-022</b>
19200-PR4-003	<b>WPH-005</b>	19200-RMX-003		1A05-15-010	
19200-PR4-013	<b>WPH-005</b>	19200-RNA-A01		1A05-15-010A	
19200-PR7-305		19200-RNA-A02	<b>WPH-059</b>	1A05-15-010B	
19200-PR7-A01		19200-RTA-003		1A06-15-010	
19200-PR7-A02		19200-RX0-A01		1A06-15-010	<b>WPS-024</b>
19200-PR7-A03		19200-RZP-003		1A07-15-010	
19200-PRB-003		19200-RZP-013		1A08-15-010	
19200-PRB-013		19210-POB-A01	<b>WPH-001</b>	1A08-15-010C	
19200-PRB-A01		19210-PCX-003		1A08-15-010D	
19200-PT0-000		19210-PD2-515		1A09-15-010	
19200-PT0-003	<b>WPH-001</b>	19210-PD6-305	<b>WPH-012</b>	1A09-15-010A	
19200-PT0-004	<b>WPH-001</b>	19210-PD6-515		1A09-15-010B	
19200-PT0-013	<b>WPH-001</b>	19210-PE8-305		1A09-15-010C	
19200-PT2-003	<b>WPH-019</b>	19210-PFB-003	<b>WPH-041</b>	1A09-15-010D	
19200-PT2-013	<b>WPH-019</b>	19210-PG6-305	<b>WPH-013</b>	1A09-15-010D	<b>WPS-053</b>
19200-PTO-013		19210-PGA-000		1A09-15-010E	<b>WPS-053</b>
19200-PV0-003	<b>WPH-004</b>	19210-PH1-305	<b>WPH-003</b>	1A09-15-010F	<b>WPS-053</b>
19200-PV1-A01	<b>WPH-004</b>	19210-PH1-505	<b>WPH-003</b>	1A09-15-010G	
19200-PV3-003	<b>WPH-004</b>	19210-PH1-515	<b>WPH-003</b>	1A10-15-010	
19200-PWA-003	<b>WPH-043</b>	19210-PH3-305	<b>WPH-023</b>	1A11-15-010	
19200-PY3-000		19210-PH9-305		1A11-15-010A	
19200-PY3-010		19210-PHM-010		1A11-15-010C	
19200-PY3-A00		19210-PK2-305	<b>WPH-016</b>	1A12-15-010	
19200-PY3-J00		19210-R9G-003		1A12-15-010A	
19200-PZ3-000	<b>WPH-033</b>	19210-RGA-000	<b>WPH-057</b>	1A12-15-010B	
19200-PZA-013		19210-RGA-010	<b>WPH-057</b>	1A12-15-010C	
19200-R1A-A01		19210-RGA-J00		1A12-15-010D	
19200-R1P-U01		19709-5400		1A12-15-010E	
19200-R40-A01	<b>WPH-063</b>	19709-5400G		1A12-15-010F	
19200-R70-A11	<b>WPH-801</b>	19709-5400K		1A12-15-010G	
19200-RAA-A01	<b>WPH-054</b>	19709-5400P		1A13-15-010	
19200-RAD-003		19709-5500		1A13-15-010A	
19200-RB0-003	<b>WPH-062</b>	19709-5500G		1A13-15-010B	
19200-RBB-003		19709-5500K		1A13-15-010C	

TABLE-1

# Cross Reference (Genuine No.→AISIN No.)

※ : Components may slightly differ from GENUINE No.  
 ◇ : Complete Assembly Only.  
 & : Part No. requires additional components for installation.

Genuine No.	AISIN No.	Genuine No.	AISIN No.	Genuine No.	AISIN No.
1A13-15-010D		1N06-15-010	<b>WPN-001</b>	21010-02N85	<b>WPN-006</b>
1A14-15-010		1N07-15-010	<b>WPN-009</b>	21010-02N86	<b>WPN-028</b>
1A14-15-010A		1N08-15-010	<b>WPN-009</b>	21010-02N87	<b>WPN-028</b>
1A14-15-010B		1N10-15-010	<b>WPN-014</b>	21010-02N88	<b>WPN-006</b>
1A14-15-010C		1N11-15-010	<b>WPN-014</b>	21010-02N89	<b>WPN-028</b>
1A14-15-010D		1N13-15-010	<b>WPN-009</b>	21010-02N90	<b>WPN-006</b>
1A14-15-010E		1N14-15-010		21010-02N91	<b>WPN-028</b>
1A14-15-010G		1N15-15-010		21010-02N93	<b>WPN-006</b>
1A15-15-010		1N17-15-010		21010-02N94	<b>WPN-006</b>
1A15-15-010A		1N18-15-010		21010-02P03	
1A15-15-010B		1N19-15-010	<b>WPN-009</b>	21010-02P25	
1A15-15-010C		1N20-15-010	<b>WPN-014</b>	21010-02P26	
1A15-15-010D		1N21-15-010	<b>WPN-001</b>	21010-02P27	
1A15-15-010G		1N22-15-010		21010-02P28	
1A17-15-010		1N23-15-010		21010-02P29	
1A17-15-010A		1N25-15-010		21010-02P85	
1A17-15-010B		1N27-15-010		21010-03J25	<b>WPN-038A</b>
1A18-15-010		1N28-15-010		21010-03J26	<b>WPN-038A</b>
1A18-15-010A		1N29-15-010		21010-03W25	
1A18-15-010B		1N30-15-010		21010-05E25	
1A19-15-010		2090-15-010D		21010-05E26	
1A19-15-010A		2090-15-101D		21010-05E27	
1A19-15-010C		21010-00Q0C		21010-05H00	<b>WPN-074</b>
1A20-15-010		21010-01B25		21010-06E25	<b>WPN-020</b>
1A20-15-010A		21010-01B26		21010-06E26	<b>WPN-020</b>
1A20-15-010D		21010-01B27		21010-06EY6	<b>WPN-061</b>
1A21-15-010		21010-01B28		21010-06J25	<b>WPN-025</b>
1A21-15-010D		21010-01B29		21010-06J26	<b>WPN-025</b>
1A24-15-010A		21010-01BY9		21010-06J27	<b>WPN-025</b>
1A50-15-010		21010-01M00	<b>WPN-003</b>	21010-06J28	<b>WPN-025</b>
1A50-15-010A		21010-01M01	<b>WPN-003</b>	21010-06J29	<b>WPN-025</b>
1A51-15-010		21010-01M25	<b>WPN-003</b>	21010-09W25	
1A51-15-010D		21010-01T00		21010-0F002	<b>WPN-054A</b>
1A51-15-010F		21010-01T25		21010-0F003	<b>WPN-054A</b>
1A61-15-010A		21010-01T26		21010-0H625	<b>WPN-053</b>
1A61-15-010B		21010-01T27		21010-0H626	<b>WPN-053</b>
1A61-15-010C	<b>WPS-050</b>	21010-01T85		21010-0H627	<b>WPN-053</b>
1K00-15-100		21010-01T87		21010-0M300	<b>WPN-001</b>
1K00-15-100	<b>WPG-021A</b>	21010-01T88		21010-0M301	<b>WPN-001</b>
1K01-15-100		21010-01T90		21010-0M302	<b>WPN-001</b>
1K02-15-100		21010-02C25	<b>WPN-072</b>	21010-0P503	<b>WPN-055</b>
1K04-15-100		21010-02N03	<b>WPN-006</b>	21010-0P525	<b>WPN-055</b>
1N00-15-010	<b>WPN-009</b>	21010-02N25	<b>WPN-006</b>	21010-0P526	<b>WPN-055</b>
1N01-15-010	<b>WPN-071</b>	21010-02N26	<b>WPN-028</b>	21010-0P527	<b>WPN-055</b>
1N03-15-010	<b>WPN-001</b>	21010-02N27	<b>WPN-028</b>	21010-0P528	<b>WPN-055</b>
1N05-15-010	<b>WPN-009</b>	21010-02N28	<b>WPN-028</b>	21010-0P529	<b>WPN-055</b>

TABLE-1

# Cross Reference (Genuine No.→AISIN No.)

※ : Components may slightly differ from GENUINE No.  
 ◇ : Complete Assembly Only.  
 & : Part No. requires additional components for installation.

Genuine No.	AISIN No.	Genuine No.	AISIN No.	Genuine No.	AISIN No.
21010-0T025	<b>WPN-040</b>	21010-17SY7		21010-21N28	<b>WPN-065</b>
21010-0W025	<b>WPN-085</b>	21010-18000	<b>WPN-021</b>	21010-21N29	<b>WPN-065</b>
21010-0W026	<b>WPN-085</b>	21010-18001	<b>WPN-021</b>	21010-21N85	<b>WPN-065</b>
21010-0W027	<b>WPN-085</b>	21010-18002	<b>WPN-021</b>	21010-21N86	<b>WPN-065</b>
21010-0W028	<b>WPN-085</b>	21010-18003	<b>WPN-021</b>	21010-21NY6	<b>WPN-065</b>
21010-0W825		21010-18025	<b>WPN-021</b>	21010-21U00	<b>WPN-080</b>
21010-0W827		21010-18026	<b>WPN-021</b>	21010-21U25	<b>WPN-080</b>
21010-0W828		21010-18027	<b>WPN-021</b>	21010-21U26	<b>WPN-080</b>
21010-0W829		21010-18810		21010-22J25	<b>WPN-010</b>
21010-10G25	<b>WPN-039</b>	21010-18811		21010-22J26	<b>WPN-010</b>
21010-10G26	<b>WPN-039</b>	21010-18812		21010-22P00	<b>WPN-016</b>
21010-10GY6	<b>WPN-039</b>	21010-18813		21010-22P25	<b>WPN-016</b>
21010-10V00	<b>WPN-052</b>	21010-18825		21010-22P26	<b>WPN-016</b>
21010-10V25	<b>WPN-052</b>	21010-19901		21010-22P27	<b>WPN-016</b>
21010-10V26	<b>WPN-052</b>	21010-19925		21010-22T25	<b>WPN-028</b>
21010-10V27	<b>WPN-052</b>	21010-19B25	<b>WPN-015</b>	21010-22T26	<b>WPN-028</b>
21010-10V28	<b>WPN-052</b>	21010-19BY5	<b>WPN-015</b>	21010-22T27	<b>WPN-028</b>
21010-12G25	<b>WPN-004</b>	21010-1A0B		21010-22T28	<b>WPN-028</b>
21010-12G26	<b>WPN-004</b>	21010-1E400	<b>WPN-060</b>	21010-22T29	<b>WPN-028</b>
21010-12G27	<b>WPN-004</b>	21010-1E401	<b>WPN-060</b>	21010-22TY9	<b>WPN-028</b>
21010-12G28	<b>WPN-004</b>	21010-1E402	<b>WPN-060</b>	21010-23001	
21010-13200	<b>WPN-036</b>	21010-1E403	<b>WPN-060</b>	21010-23002	
21010-13201	<b>WPN-036</b>	21010-1E425	<b>WPN-060</b>	21010-23003	
21010-13202	<b>WPN-036</b>	21010-1E4Y0	<b>WPN-060</b>	21010-23006	
21010-13225	<b>WPN-036</b>	21010-1N525		21010-23025	
21010-13226	<b>WPN-036</b>	21010-1N526		21010-23026	
21010-14600		21010-1P100	<b>WPN-089</b>	21010-23028	
21010-16A25	<b>WPN-037</b>	21010-1P101	<b>WPN-089</b>	21010-24B25	<b>WPN-015</b>
21010-16A26	<b>WPN-037</b>	21010-1P127	<b>WPN-089</b>	21010-24U00	<b>WPN-080</b>
21010-16A27	<b>WPN-078</b>	21010-1P128	<b>WPN-089</b>	21010-24U10	<b>WPN-023</b>
21010-16A85	<b>WPN-037</b>	21010-20H25		21010-24U25	<b>WPN-023</b>
21010-16AY5	<b>WPN-037</b>	21010-20J25		21010-24U26	<b>WPN-080</b>
21010-16AY7	<b>WPN-078</b>	21010-21000	<b>WPN-032</b>	21010-24U27	<b>WPN-023</b>
21010-16E01	<b>WPN-011</b>	21010-21001	<b>WPN-032</b>	21010-26E01	<b>WPN-011</b>
21010-16E02	<b>WPN-011</b>	21010-21002	<b>WPN-032</b>	21010-26E02	<b>WPN-011</b>
21010-16E03	<b>WPN-011</b>	21010-21025	<b>WPN-032</b>	21010-26E25	<b>WPN-011</b>
21010-16E25	<b>WPN-011</b>	21010-21026	<b>WPN-032</b>	21010-26EY2	<b>WPN-011</b>
21010-16E26	<b>WPN-011</b>	21010-21027	<b>WPN-032</b>	21010-26G25	<b>WPN-013</b>
21010-17C25	<b>WPN-064</b>	21010-21028	<b>WPN-032</b>	21010-26G26	<b>WPN-013</b>
21010-17C25AS	<b>WPN-064</b>	21010-21029	<b>WPN-032</b>	21010-26G27	<b>WPN-013</b>
21010-17C26	<b>WPN-064</b>	21010-21085	<b>WPN-032</b>	21010-28050	
21010-17C27	<b>WPN-064</b>	21010-21088	<b>WPN-032</b>	21010-2S525	<b>WPN-002</b>
21010-17C28		21010-210Y5	<b>WPN-032</b>	21010-2S526	<b>WPN-002</b>
21010-17S25		21010-21N25	<b>WPN-065</b>	21010-2S527	<b>WPN-002</b>
21010-17S26		21010-21N26	<b>WPN-065</b>	21010-2S626	
21010-17S27		21010-21N27	<b>WPN-065</b>	21010-2S627	

# Cross Reference (Genuine No.→AISIN No.)

※ : Components may slightly differ from GENUINE No.  
 ◇ : Complete Assembly Only.  
 & : Part No. requires additional components for installation.

Genuine No.	AISIN No.	Genuine No.	AISIN No.	Genuine No.	AISIN No.
21010-2S628		21010-40F01	<b>WPN-059</b>	21010-4A0A1	
21010-2T325	<b>WPN-082A</b>	21010-40F25	<b>WPN-059</b>	21010-4A0A2	
21010-2W225		21010-40F26	<b>WPN-059</b>	21010-4A0A3	
21010-2W226		21010-40F27	<b>WPN-059</b>	21010-4A0A4	
21010-2W228		21010-40K26	<b>WPN-118</b>	21010-4A0A5	
21010-30R00	<b>WPN-067</b>	21010-40K30	<b>WPN-118</b>	21010-4A0A6	
21010-30R05	<b>WPN-067</b>	21010-40K31	<b>WPN-118</b>	21010-4A0A7	
21010-30R06	<b>WPN-067</b>	21010-41B00	<b>WPN-063</b>	21010-4M525	
21010-30R95		21010-41B01	<b>WPN-063</b>	21010-4M526	<b>WPN-091</b>
21010-30RY6	<b>WPN-067</b>	21010-41B02	<b>WPN-063</b>	21010-4S100	
21010-31U00	<b>WPN-070</b>	21010-41B03	<b>WPN-063</b>	21010-4S105	
21010-31U25	<b>WPN-070</b>	21010-42L00	<b>WPN-005</b>	21010-50A00	<b>WPN-003</b>
21010-31U26	<b>WPN-070</b>	21010-42L01	<b>WPN-005</b>	21010-50A11	
21010-31U27	<b>WPN-070</b>	21010-42L25	<b>WPN-005</b>	21010-50A25	<b>WPN-003</b>
21010-31U28	<b>WPN-070</b>	21010-42L26	<b>WPN-005</b>	21010-50A26	<b>WPN-003</b>
21010-31U29	<b>WPN-070</b>	21010-43G02	<b>WPN-002</b>	21010-50A27	<b>WPN-003</b>
21010-31U85	<b>WPN-070</b>	21010-43G03	<b>WPN-002</b>	21010-50A28	<b>WPN-031</b>
21010-31W25		21010-43G25	<b>WPN-002</b>	21010-50A89	<b>WPN-031</b>
21010-31W26		21010-43G26	<b>WPN-002</b>	21010-50A94	<b>WPN-003</b>
21010-34T25		21010-43G27	<b>WPN-002</b>	21010-50AY8	<b>WPN-031</b>
21010-34T26		21010-43G28	<b>WPN-002</b>	21010-50K25	<b>WPN-088</b>
21010-34T27		21010-43G29	<b>WPN-002</b>	21010-50K26	<b>WPN-088</b>
21010-34T28		21010-43G85	<b>WPN-002</b>	21010-50K28	<b>WPN-088</b>
21010-34T29		21010-43G86	<b>WPN-002</b>	21010-50K29	
21010-35V25	<b>WPN-002</b>	21010-43G87	<b>WPN-002</b>	21010-50L25	<b>WPN-062</b>
21010-35V26	<b>WPN-002</b>	21010-43G88	<b>WPN-002</b>	21010-50L26	<b>WPN-062</b>
21010-35V27	<b>WPN-002</b>	21010-43G89	<b>WPN-002</b>	21010-50LY6	<b>WPN-062</b>
21010-35V28	<b>WPN-002</b>	21010-44G25		21010-50M00	
21010-37501	<b>WPN-043</b>	21010-44G26		21010-50T25	
21010-37502	<b>WPN-043</b>	21010-44G27		21010-50T26	
21010-37503	<b>WPN-043</b>	21010-44G28		21010-50T27	
21010-37504	<b>WPN-043</b>	21010-44G29		21010-50V25	<b>WPN-024</b>
21010-37505	<b>WPN-043</b>	21010-48303		21010-50VY5	<b>WPN-024</b>
21010-37506	<b>WPN-043</b>	21010-4A00B		21010-52600	
21010-37525	<b>WPN-043</b>	21010-4A00C		21010-52F00	<b>WPN-068</b>
21010-37526	<b>WPN-043</b>	21010-4A00D		21010-52F01	<b>WPN-068</b>
21010-37527	<b>WPN-043</b>	21010-4A00G		21010-53J00	<b>WPN-014</b>
21010-37528	<b>WPN-043</b>	21010-4A00H		21010-53J01	<b>WPN-014</b>
21010-37529	<b>WPN-043</b>	21010-4A00J		21010-53J02	<b>WPN-014</b>
21010-37585	<b>WPN-043</b>	21010-4A00K		21010-53J03	<b>WPN-014</b>
21010-37703		21010-4A00L		21010-53J04	<b>WPN-014</b>
21010-37726		21010-4A00N		21010-53J05	<b>WPN-014</b>
21010-3HC0A		21010-4A00R		21010-53J25	<b>WPN-014</b>
21010-3RC1A	<b>WPN-117</b>	21010-4A01B		21010-53V25	<b>WPN-075</b>
21010-3TA0B		21010-4A01D		21010-53V26	<b>WPN-075</b>
21010-40F00	<b>WPN-059</b>	21010-4A0A0		21010-53V27	<b>WPN-075</b>

# Cross Reference (Genuine No.→AISIN No.)

※ : Components may slightly differ from GENUINE No.  
 ◇ : Complete Assembly Only.  
 & : Part No. requires additional components for installation.

Genuine No.	AISIN No.	Genuine No.	AISIN No.	Genuine No.	AISIN No.
21010-53Y00	<b>WPN-001</b>	21010-61528	<b>WPN-026</b>	21010-71E28	<b>WPN-061</b>
21010-53Y01	<b>WPN-001</b>	21010-61529	<b>WPN-026</b>	21010-72L00	
21010-54A15	<b>WPN-012</b>	21010-61585	<b>WPN-026</b>	21010-74Y00	<b>WPN-001</b>
21010-54A25	<b>WPN-073</b>	21010-615Y5	<b>WPN-026</b>	21010-74Y01	<b>WPN-001</b>
21010-54A26	<b>WPN-012</b>	21010-65F01	<b>WPN-084</b>	21010-75T00	<b>WPN-080</b>
21010-54A27	<b>WPN-012</b>	21010-65F25	<b>WPN-084</b>	21010-75T25	<b>WPN-080</b>
21010-54A85	<b>WPN-073</b>	21010-65F26	<b>WPN-084</b>	21010-75T26	<b>WPN-080</b>
21010-54AY5	<b>WPN-073</b>	21010-65F27	<b>WPN-084</b>	21010-77A00	<b>WPN-058</b>
21010-54C00	<b>WPN-069</b>	21010-65N27		21010-77AY0	<b>WPN-058</b>
21010-54CY0	<b>WPN-069</b>	21010-65N28		21010-78200	<b>WPN-022</b>
21010-55100		21010-65N87		21010-78201	<b>WPN-022</b>
21010-57J00	<b>WPN-009</b>	21010-65N88		21010-78202	<b>WPN-022</b>
21010-57J01	<b>WPN-009</b>	21010-65N89		21010-78203	<b>WPN-022</b>
21010-57J02	<b>WPN-009</b>	21010-65N90		21010-78225	<b>WPN-022</b>
21010-57J03	<b>WPN-009</b>	21010-65N91		21010-78226	
21010-57J25	<b>WPN-009</b>	21010-65N92		21010-78226	<b>WPN-022</b>
21010-57J26	<b>WPN-009</b>	21010-66000	<b>WPN-022</b>	21010-79L00	<b>WPN-005</b>
21010-57J27	<b>WPN-009</b>	21010-66001	<b>WPN-022</b>	21010-79L25	<b>WPN-005</b>
21010-57J28	<b>WPN-009</b>	21010-66010	<b>WPN-022</b>	21010-7B000	
21010-58000		21010-66011	<b>WPN-022</b>	21010-7F401	
21010-58001		21010-66026	<b>WPN-022</b>	21010-7S000	<b>WPN-705</b>
21010-58025		21010-66027	<b>WPN-022</b>	21010-7Y00A	<b>WPN-104</b>
21010-58026		21010-66028	<b>WPN-022</b>	21010-80G01	<b>WPN-054A</b>
21010-58050		21010-67U00	<b>WPN-083</b>	21010-80G25	<b>WPN-054A</b>
21010-58S00	<b>WPN-023</b>	21010-67U25	<b>WPN-083</b>	21010-80G26	<b>WPN-054A</b>
21010-58S25	<b>WPN-023</b>	21010-67U26	<b>WPN-083</b>	21010-80G27	<b>WPN-054A</b>
21010-59Y25	<b>WPN-071</b>	21010-67U27	<b>WPN-083</b>	21010-80G28	<b>WPN-054A</b>
21010-5L300	<b>WPN-080</b>	21010-67U28	<b>WPN-083</b>	21010-80G29	<b>WPN-054A</b>
21010-5L301	<b>WPN-080</b>	21010-6A00A		21010-80G85	<b>WPN-054A</b>
21010-5L326		21010-6A0A0	<b>WPM-005</b>	21010-80G86	<b>WPN-054A</b>
21010-5L327		21010-6A0A1		21010-80G87	<b>WPN-054A</b>
21010-5L328		21010-6N20A	<b>WPN-092</b>	21010-80G88	<b>WPN-054A</b>
21010-5T125	<b>WPN-082A</b>	21010-6N21A		21010-80G89	<b>WPN-054A</b>
21010-5T126	<b>WPN-082A</b>	21010-6N225		21010-80W00	
21010-5T127	<b>WPN-082A</b>	21010-6N226	<b>WPN-092</b>	21010-80W25	
21010-5T128	<b>WPN-082A</b>	21010-6T325		21010-80W26	
21010-5T129	<b>WPN-082A</b>	21010-6T326		21010-80W27	
21010-5U325		21010-6T327		21010-80W89	
21010-5X00D		21010-70J00	<b>WPN-014</b>	21010-80W93	
21010-60U25	<b>WPN-017</b>	21010-70T00	<b>WPN-005</b>	21010-80W94	
21010-60U26	<b>WPN-017</b>	21010-70T25	<b>WPN-005</b>	21010-81T00	<b>WPN-010</b>
21010-60UY6	<b>WPN-017</b>	21010-70T26	<b>WPN-005</b>	21010-81T25	<b>WPN-010</b>
21010-61504	<b>WPN-026</b>	21010-70TY5	<b>WPN-005</b>	21010-81T26	<b>WPN-010</b>
21010-61505	<b>WPN-026</b>	21010-71E25	<b>WPN-061</b>	21010-82W25	
21010-61526	<b>WPN-026</b>	21010-71E26	<b>WPN-061</b>	21010-85G00	<b>WPN-056</b>
21010-61527	<b>WPN-026</b>	21010-71E27	<b>WPN-061</b>	21010-85G25	<b>WPN-056</b>

# Cross Reference (Genuine No.→AISIN No.)

※ : Components may slightly differ from GENUINE No.  
 ◇ : Complete Assembly Only.  
 & : Part No. requires additional components for installation.

Genuine No.	AISIN No.	Genuine No.	AISIN No.	Genuine No.	AISIN No.
21010-85G26	<b>WPN-056</b>	21010-AV000		21010-F2725	
21010-85G27	<b>WPN-056</b>	21010-AX000	<b>WPN-100</b>	21010-F420A	
21010-85V00		21010-AX00A	<b>WPN-100</b>	21010-F4300	<b>WPN-001</b>
21010-85V02		21010-AX401	<b>WPN-109</b>	21010-F460A	
21010-85V04		21010-AX40A	<b>WPN-109</b>	21010-F461A	
21010-85V06		21010-B17G2	<b>WPN-031</b>	21010-F5N25	<b>WPN-110</b>
21010-86G00		21010-B8525		21010-F5N26	
21010-86P25		21010-C0600		21010-F6500	<b>WPN-057</b>
21010-86P28		21010-C0625		21010-F6525	<b>WPN-057</b>
21010-86PY8		21010-C0626		21010-F6526	<b>WPN-057</b>
21010-88R00	<b>WPN-001</b>	21010-C0627		21010-F6527	<b>WPN-057</b>
21010-88R10	<b>WPN-001</b>	21010-C4925		21010-F6528	<b>WPN-057</b>
21010-89T02		21010-C6025	<b>WPN-041</b>	21010-F65Y8	<b>WPN-057</b>
21010-89T0A		21010-C6026	<b>WPN-041</b>	21010-FF225	
21010-89T0B		21010-C6500	<b>WPN-041</b>	21010-FU425	
21010-89TA0		21010-C6525	<b>WPN-041</b>	21010-G2404	<b>WPN-054A</b>
21010-89TA0	<b>WPG-015</b>	21010-C6526	<b>WPN-041</b>	21010-G3625	
21010-89TA1		21010-C65Y6	<b>WPN-041</b>	21010-G3626	
21010-89TA1	<b>WPG-021A</b>	21010-D0125	<b>WPN-033</b>	21010-G3925	
21010-89TA2		21010-D0126	<b>WPN-033</b>	21010-G3926	
21010-89TA2	<b>WPG-015</b>	21010-D01Y6	<b>WPN-033</b>	21010-G3926AS	
21010-89TA3		21010-D2825	<b>WPN-073</b>	21010-G3927	
21010-89TA4		21010-E3000	<b>WPN-013</b>	21010-G3928	
21010-89TA5		21010-E3001	<b>WPN-013</b>	21010-G5500	<b>WPN-030</b>
21010-89TA7	<b>WPG-015</b>	21010-E3002	<b>WPN-013</b>	21010-G5510	<b>WPN-008</b>
21010-89TA8		21010-E3003	<b>WPN-013</b>	21010-G5525	<b>WPN-030</b>
21010-89TB0		21010-E3004	<b>WPN-013</b>	21010-G5526	<b>WPN-030</b>
21010-89TB0	<b>WPG-021A</b>	21010-E3025		21010-G5585	<b>WPN-008</b>
21010-89TB1	<b>WPG-015</b>	21010-E3026	<b>WPN-013</b>	21010-G5586	<b>WPN-008</b>
21010-97E00	<b>WPN-081</b>	21010-E3027	<b>WPN-013</b>	21010-G5594	<b>WPN-008</b>
21010-99B00		21010-E3028	<b>WPN-013</b>	21010-G55Y6	<b>WPN-030</b>
21010-9C600		21010-E3087	<b>WPN-013</b>	21010-G8025	<b>WPN-030</b>
21010-9F501		21010-EA010		21010-G8125	<b>WPN-008</b>
21010-AA525	<b>WPN-097</b>	21010-EB300	<b>WPN-905</b>	21010-G81Y5	<b>WPN-008</b>
21010-AA526	<b>WPN-097</b>	21010-EB30A	<b>WPN-905</b>	21010-H0125	<b>WPN-021</b>
21010-AA527	<b>WPN-097</b>	21010-EB70A		21010-H1025	<b>WPN-021</b>
21010-AD200	<b>WPN-111</b>	21010-ED00A	<b>WPN-108</b>	21010-H5000	<b>WPN-021</b>
21010-AD225	<b>WPN-111</b>	21010-ED025	<b>WPN-108</b>	21010-H5010	
21010-AD226	<b>WPN-111</b>	21010-ED325	<b>WPN-106</b>	21010-H5025	<b>WPN-021</b>
21010-AL525	<b>WPN-104</b>	21010-EE025		21010-H5026	
21010-AL526	<b>WPN-104</b>	21010-EN225		21010-H5027	
21010-AL527	<b>WPN-104</b>	21010-ET000	<b>WPN-707</b>	21010-H7201	<b>WPN-029A</b>
21010-AL528	<b>WPN-104</b>	21010-ET00A	<b>WPN-707</b>	21010-H7202	<b>WPN-029A</b>
21010-AR000		21010-F1725		21010-H7203	<b>WPN-029A</b>
21010-AR025		21010-F1726		21010-H7225	<b>WPN-029A</b>
21010-AR725		21010-F1727		21010-H7226	<b>WPN-029A</b>

TABLE-1



# Cross Reference (Genuine No.→AISIN No.)

※ : Components may slightly differ from GENUINE No.  
 ◇ : Complete Assembly Only.  
 & : Part No. requires additional components for installation.

Genuine No.	AISIN No.	Genuine No.	AISIN No.	Genuine No.	AISIN No.
21010-H7227	<b>WPN-029A</b>	21010-P7503	<b>WPN-013</b>	21010-T9320	
21010-H7287	<b>WPN-029A</b>	21010-P7525	<b>WPN-013</b>	21010-T9322	
21010-H7289	<b>WPN-029A</b>	21010-P7526	<b>WPN-013</b>	21010-T9326	
21010-H9100		21010-P7527	<b>WPN-013</b>	21010-T9327	
21010-H9300		21010-P7528	<b>WPN-013</b>	21010-T9360	
21010-HA100		21010-P7529	<b>WPN-013</b>	21010-T9361	
21010-HC000		21010-P7585	<b>WPN-013</b>	21010-T9387	
21010-HC225		21010-P7586	<b>WPN-013</b>	21010-T9390	
21010-HC230		21010-P7586AS	<b>WPN-013</b>	21010-T9391	
21010-HC400	<b>WPZ-002</b>	21010-P7587	<b>WPN-013</b>	21010-T9392	
21010-HC425	<b>WPZ-002</b>	21010-P7588	<b>WPN-013</b>	21010-T9393	
21010-HC426	<b>WPZ-002</b>	21010-R2025		21010-T9C25	
21010-HC427	<b>WPZ-002</b>	21010-R2026		21010-T9C85	
21010-J2004	<b>WPZ-002</b>	21010-R2027		21010-T9C90	
21010-J2025		21010-R2028		21010-U6725	
21010-J5025		21010-R2029		21010-U6726	
21010-J5125		21010-R8425		21010-U6727	
21010-JA10A	<b>WPN-104</b>	21010-R8426		21010-U6728	
21010-JK00A	<b>WPN-104</b>	21010-R8427		21010-U6729	
21010-K5005		21010-R8485	<b>WPN-072</b>	21010-V0725	
21010-L1100	<b>WPN-007</b>	21010-R8486	<b>WPN-072</b>	21010-V0726	
21010-L1101	<b>WPN-007</b>	21010-R8487	<b>WPN-072</b>	21010-V4071	
21010-L1125	<b>WPN-007</b>	21010-R9025		21010-V4300	
21010-L1126	<b>WPN-007</b>	21010-R9026		21010-V4301	
21010-L1600		21010-S9025		21010-V4311	
21010-L1625		21010-S9026		21010-V4370	
21010-L9201		21010-S9027		21010-V4900	
21010-M0100	<b>WPN-021</b>	21010-S9085		21010-V4960	
21010-M0125	<b>WPN-021</b>	21010-S9086		21010-V4961	
21010-M6601	<b>WPN-021</b>	21010-S9087		21010-V4962	
21010-M6625	<b>WPN-021</b>	21010-S9088		21010-V5003	
21010-M6626	<b>WPN-021</b>	21010-T8200		21010-V5004	
21010-M6686	<b>WPN-021</b>	21010-T8225		21010-V5005	
21010-M6689	<b>WPN-021</b>	21010-T8226		21010-V5025	
21010-M66Y6	<b>WPN-021</b>	21010-T8227		21010-V5026	
21010-N5803		21010-T8228		21010-V5027	
21010-N5825		21010-T9025		21010-V5028	
21010-N5826		21010-T9026		21010-V5500	<b>WPN-024</b>
21010-N5827		21010-T9027		21010-V5510	<b>WPN-024</b>
21010-N5828		21010-T9085		21010-V5525	<b>WPN-024</b>
21010-N5829		21010-T9086		21010-V5526	<b>WPN-024</b>
21010-N5886		21010-T9087		21010-V5527	<b>WPN-024</b>
21010-N8525		21010-T9088		21010-V5528	<b>WPN-024</b>
21010-N8526		21010-T9089		21010-V5529	<b>WPN-024</b>
21010-N8527		21010-T9316		21010-V5585	<b>WPN-024</b>
21010-N8528		21010-T9317		21010-V5586	<b>WPN-024</b>

TABLE-1

# Cross Reference (Genuine No.→AISIN No.)

※ : Components may slightly differ from GENUINE No.  
 ◇ : Complete Assembly Only.  
 & : Part No. requires additional components for installation.

Genuine No.	AISIN No.	Genuine No.	AISIN No.	Genuine No.	AISIN No.
21010-V5587	<b>WPN-024</b>	21010-W3627	<b>WPN-013</b>	21110-AA050	
21010-V5588	<b>WPN-024</b>	21010-W3628	<b>WPN-013</b>	21110-AA060	<b>WPF-005</b>
21010-V5589	<b>WPN-024</b>	21010-W3685	<b>WPN-013</b>	21110-AA070	
21010-V5725	<b>WPN-062</b>	21010-W3686	<b>WPN-013</b>	21110-AA110	
21010-V7026	<b>WPN-013</b>	21010-W3688	<b>WPN-013</b>	21110-AA120	
21010-V7225	<b>WPN-010</b>	21010-W3694	<b>WPN-013</b>	21110-AA121	
21010-V7226	<b>WPN-010</b>	21010-W4425	<b>WPN-024</b>	21110-AA360	
21010-V7227	<b>WPN-010</b>	21010-W4426	<b>WPN-024</b>	21110-AA510	
21010-V7228	<b>WPN-010</b>	21010-WJ125		21110-AA690	
21010-V7229	<b>WPN-010</b>	21010-WK900		21110-AA710	
21010-V7285	<b>WPN-010</b>	21010-Y4425		21111-A0007	<b>WPF-002</b>
21010-V7286	<b>WPN-010</b>	21010-Y7025	<b>WPN-013</b>	21111-AA000	<b>WPF-002</b>
21010-VB025		21010-Y9010		21111-AA001	<b>WPF-002</b>
21010-VB125	<b>WPN-094</b>	21011-HA100		21111-AA002	<b>WPF-002</b>
21010-VC200		21011-HA101		21111-AA003	<b>WPF-002</b>
21010-VC225		21011-HC200		21111-AA004	<b>WPF-002</b>
21010-VG125		21011-HC230		21111-AA006	<b>WPF-002</b>
21010-VG126		21011-HC231		21111-AA007	<b>WPF-002</b>
21010-VH025		21011-HC400		21111-AA020	<b>WPF-006</b>
21010-VH026		21011-HC400	<b>WPZ-002</b>	21111-AA021	<b>WPF-006</b>
21010-VH028		21011-V4075		21111-AA022	<b>WPF-006</b>
21010-VH225		21011-V4900		21111-AA026	<b>WPF-006</b>
21010-VJ225		21011-V4960		21111-AA033	<b>WPF-002</b>
21010-VJ226		21011-V4961		21111-AA042	<b>WPF-008</b>
21010-VJ260		21011-V4962		21111-AA060	<b>WPF-008</b>
21010-VK525		21013-6N200		21111-AA061	<b>WPF-008</b>
21010-VR025	<b>WPN-053</b>	21013-HA000		21111-AA065	<b>WPF-008</b>
21010-VR026	<b>WPN-053</b>	21020-2W225		21111-AA081	<b>WPF-006</b>
21010-VW025		21020-2W226		21111-AA110	
21010-VW027		21020-4M525		21111-AA240	<b>WPF-023</b>
21010-VW125		21100-AA110		21111-AA250	<b>WPF-024</b>
21010-VW126		21110-AA000		21111-AA260	<b>WPF-025</b>
21010-VW201		21110-AA001		21111-AA280	
21010-VW202		21110-AA002		21111-AA320	<b>WPF-025</b>
21010-VW226		21110-AA003		21111-AA330	
21010-VW228		21110-AA012	<b>WPF-003</b>	21111-AA331	<b>WPF-025</b>
21010-W1725		21110-AA013	<b>WPF-003</b>	21111-AA360	
21010-W1727		21110-AA014	<b>WPF-003</b>	21111-AA370	<b>WPF-025</b>
21010-W1728	<b>WPN-077</b>	21110-AA015	<b>WPF-003</b>	21111-AA380	
21010-W1729	<b>WPN-077</b>	21110-AA016	<b>WPF-003</b>	21111-AA430	<b>WPF-024</b>
21010-W1786		21110-AA017	<b>WPF-003</b>	21111-AA450	<b>WPF-024</b>
21010-W1788	<b>WPN-077</b>	21110-AA022	<b>WPF-007</b>	21111-KA001	
21010-W1789		21110-AA023	<b>WPF-007</b>	21111-KA002	
21010-W1790		21110-AA025	<b>WPF-007</b>	21111-KA031	
21010-W3425	<b>WPN-072</b>	21110-AA026	<b>WPF-007</b>	21111-KA032	
21010-W3626	<b>WPN-013</b>	21110-AA040		21111-KA041	<b>WPF-001</b>

TABLE-1



# Cross Reference (Genuine No.→AISIN No.)

※ : Components may slightly differ from GENUINE No.  
 ◇ : Complete Assembly Only.  
 & : Part No. requires additional components for installation.

Genuine No.	AISIN No.	Genuine No.	AISIN No.	Genuine No.	AISIN No.
21111-KA042	<b>WPF-001</b>	21111-KA271	<b>WPF-022</b>	31645-02011	
21111-KA043	<b>WPF-001</b>	21111-KA280	<b>WPF-004</b>	31645-02012	
21111-KA044	<b>WPF-001</b>	21111-KA281	<b>WPF-004</b>	31645-02020	
21111-KA045	<b>WPF-001</b>	21111-KA282	<b>WPF-004</b>	31645-02021	
21111-KA046	<b>WPF-001</b>	21111-KA290	<b>WPF-001</b>	31645-02030	
21111-KA047	<b>WPF-001</b>	21111-KA291	<b>WPF-001</b>	31645-02031	
21111-KA050	<b>WPF-004</b>	21111-KA292	<b>WPF-001</b>	31645-02040	
21111-KA051	<b>WPF-004</b>	21111-KA310		31645-02041	
21111-KA052	<b>WPF-004</b>	21111-KA311		31645-02060	
21111-KA053	<b>WPF-004</b>	21111-KA320		31645-02061	
21111-KA054	<b>WPF-004</b>	21111-KA330		31645-80010	
21111-KA055	<b>WPF-004</b>	21118-KA000		31745-12011	
21111-KA060	<b>WPF-004</b>	21135-KA000		31745-12013	
21111-KA061	<b>WPF-004</b>	213100-10980		3299-15-010	
21111-KA070	<b>WPF-001</b>	213100-12330		34445-00014	
21111-KA071	<b>WPF-001</b>	2329-15-130A		34445-20010	
21111-KA072	<b>WPF-001</b>	25100-23021		34545-10010	
21111-KA073	<b>WPF-001</b>	25100-38450		34745-00020	
21111-KA074	<b>WPF-001</b>	271855-0		3648-15-130A	
21111-KA075	<b>WPF-001</b>	271984-7		3648-15-130B	
21111-KA076	<b>WPF-001</b>	271986-0		3648-15-130C	
21111-KA092	<b>WPF-022</b>	272476-3		3648-15-130D	
21111-KA110	<b>WPF-004</b>	274216-0		3648-15-130E	
21111-KA120	<b>WPF-022</b>	2A010-D0189		3648-15-130F	
21111-KA121	<b>WPF-022</b>	30650836		3648-15-130G	
21111-KA122	<b>WPF-022</b>	30650837		37041	
21111-KA123	<b>WPF-022</b>	30713570		3704181M2	<b>WPG-029</b>
21111-KA124	<b>WPF-022</b>	30713571		39745-2100	
21111-KA130	<b>WPF-001</b>	30845-31010		41076-7000	
21111-KA131	<b>WPF-001</b>	31076-0100		41076-7100	<b>WPF-005</b>
21111-KA132	<b>WPF-001</b>	31076-0110		41076-7200	
21111-KA140	<b>WPF-001</b>	31076-0120		41076-7300	<b>WPF-005</b>
21111-KA141	<b>WPF-001</b>	31076-4300		41076-7400	
21111-KA142	<b>WPF-001</b>	31076-4310		41741-5600	
21111-KA150	<b>WPF-004</b>	31076-6100		4892-15-010F	
21111-KA151	<b>WPF-004</b>	31076-8100		49709-5400	
21111-KA152	<b>WPF-004</b>	31076-8110		49709-5400G	
21111-KA153	<b>WPF-004</b>	31645-00040		49709-5400G/ K	
21111-KA154	<b>WPF-004</b>	31645-00050		49709-5400P	
21111-KA160	<b>WPF-004</b>	31645-01010		49709-5400P/ K	
21111-KA190	<b>WPF-001</b>	31645-01012		49709-5500	
21111-KA191	<b>WPF-001</b>	31645-01021		49709-5500G/ K	
21111-KA192	<b>WPF-001</b>	31645-01032		49709-5500P/ K	
21111-KA230	<b>WPF-022</b>	31645-01042		4S4G-8501-AC	<b>WPZ-043</b>
21111-KA240	<b>WPF-004</b>	31645-01060		50-005-310	
21111-KA270	<b>WPF-022</b>	31645-02010		50-005-319	

TABLE-1

# Cross Reference (Genuine No.→AISIN No.)

※ : Components may slightly differ from GENUINE No.  
 ◇ : Complete Assembly Only.  
 & : Part No. requires additional components for installation.

Genuine No.	AISIN No.	Genuine No.	AISIN No.	Genuine No.	AISIN No.
5-13160-169-3		5-13610-170-3	<b>WPG-017</b>	5-86007-713-0	<b>WPH-001</b>
5-13610-009-0		5-13610-170-Z		5-86007-713-3	<b>WPH-001</b>
5-13610-012-1		5-13610-171-0		5-86008-903-0	
5-13610-012-3		5-13610-171-1		5-86008-903-3	
5-13610-027-0		5-13610-171-2		5-86008-904-0	<b>WPH-011A</b>
5-13610-027-1		5-13610-171-3		5-86008-904-4	
5-13610-027-2		5-13610-172-0		5-86008-905-0	<b>WPH-011A</b>
5-13610-038-0		5-13610-172-1		5-86008-905-5	
5-13610-038-1		5-13610-174-0	<b>WPG-004</b>	5-86103-068	
5-13610-038-2		5-13610-174-1	<b>WPG-004</b>	5-86103-068-0	<b>WPN-052</b>
5-13610-038-3		5-13610-178-0		5-86103-068-8	<b>WPN-052</b>
5-13610-041-2		5-13610-179-0		5-86103-068-Z	
5-13610-041-3		5-13610-179-1		5-86103-070-0	<b>WPN-082A</b>
5-13610-041-4		5-13610-179-2		5-86103-071-0	
5-13610-041-5		5-13610-184-0	<b>WPG-005</b>	5-86103-071-1	
5-13610-047-0	<b>WPG-017</b>	5-13610-184-1	<b>WPG-005</b>	5-86103-072-0	
5-13610-047-Z		5-13610-187-0	<b>WPG-006</b>	5-86103-072-2	
5-13610-054-1		5-13610-199-0	<b>WPG-009</b>	5-86103-073-0	<b>WPN-056</b>
5-13610-057-0	<b>WPG-017</b>	5-13616-169-0		58610-30730	
5-13610-057-Z		5-13616-169-Z		5-86103-073-3	<b>WPN-056</b>
5-13610-077-2	<b>WPG-017</b>	5-13616-184-0	<b>WPG-005</b>	5-86103-073-Z	
5-13610-077-Z		58600-003-460		5-86112-135-0	
5-13610-099-3		5-86000-346		5-86112-135-5	
5-13610-105-0		5-86000-346-0	<b>WPH-001</b>	5-86112-136-0	
5-13610-105-1		5-86000-346-6	<b>WPH-001</b>	5-86112-136-6	
5-13610-105-5		58600-036-390		5-86112-571-0	
5-13610-124-0	<b>WPG-004</b>	58600-036-400		5-86112-571-0	<b>WPN-082A</b>
5-13610-124-1	<b>WPG-004</b>	58600-077-130		5-86112-571-1	
5-13610-144-0		58600-089-040		5-86113-175-0	
5-13610-145-2		58600-089-050		5-86113-175-5	
5-13610-150-0	<b>WPG-006</b>	5-86003-637-0	<b>WPH-002</b>	5-86113-176-0	
5-13610-150-1	<b>WPG-006</b>	5-86003-637-7	<b>WPH-002</b>	5-86113-176-6	
5-13610-150-2	<b>WPG-006</b>	5-86003-637-Z		5-86114-301-0	<b>WPN-082A</b>
5-13610-151-1		5-86003-638-0	<b>WPH-002</b>	5-86114-301-1	
5-13610-151-2		5-86003-638-8	<b>WPH-002</b>	5-86114-302-0	
5-13610-163-0	<b>WPG-017</b>	5-86003-638-Z		5-86114-302-2	
5-13610-163-Z		5-86003-639-0	<b>WPH-006</b>	5-86114-303-0	
5-13610-167-1		5-86003-639-9	<b>WPH-006</b>	5-86114-303-3	
5-13610-169-1	<b>WPG-017</b>	5-86003-639-Z		5-86114-361-0	
5-13610-169-2	<b>WPG-017</b>	5-86003-640-0	<b>WPH-006</b>	5-86114-361-1	
5-13610-169-3	<b>WPG-017</b>	5-86003-640-Z		5-86114-362-0	
5-13610-169-4	<b>WPG-017</b>	5-86003-904-0	<b>WPH-011A</b>	5-86114-362-2	
5-13610-169-Z		5-86003-904-Z		5-86116-066-0	
5-13610-170-0	<b>WPG-017</b>	5-86003-905-0	<b>WPH-011A</b>	5-86116-066-6	
5-13610-170-1	<b>WPG-017</b>	5-86003-905-Z		5-86116-067-0	
5-13610-170-2	<b>WPG-017</b>	5-86007-713		5-86117-125-0	

TABLE-1

# Cross Reference (Genuine No.→AISIN No.)

※ : Components may slightly differ from GENUINE No.  
 ◇ : Complete Assembly Only.  
 & : Part No. requires additional components for installation.

Genuine No.	AISIN No.	Genuine No.	AISIN No.	Genuine No.	AISIN No.
5-86117-125-5		5-86135-594-0		6213-611-001-10	<b>WPG-029</b>
5-86117-126-0		5-86135-594-4		8-13617-636-0	
5-86117-126-6		5-86135-697-0		8363-15-010	
5-86117-769-0		5-86135-697-7		8553-15-010B	
5-86117-769-9		5-86136-346-0		8-64332-637-0	
5-86120-639-0		5-86136-346-6		8-64332-638-0	
5-86120-640-0	<b>WPN-052</b>	5-86136-347-0		87200-28140	
5-86120-641-0	<b>WPN-052</b>	5-86136-347-7		8-84174-226-2	
5-86120-641-1	<b>WPN-052</b>	5-86137-409-9		8-84376-846-0	
5-86121-713-0		5-86140-560-0		8-84376-847-0	
5-86121-713-3		5-86140-574-0	<b>WPN-112</b>	8-84376-848-0	
5-86122-480-0		5-86140-574-4		8872-15-010	
5-86122-703-0		5-86140-575-0	<b>WPN-098</b>	8872-15-010A	
5-86122-703-3		5-86140-575-5		8872-15-010B	
5-86123-818-0		5-86140-576-0	<b>WPN-082A</b>	8872-15-010D	
5-86123-818-8		5-86140-576-6		8872-15-010E	
5-86123-819-0		5-86140-577-0	<b>WPN-101</b>	8-91224-894-0	
5-86123-819-9		5-86140-577-7		8-91376-865-0	
5-86123-820-0		5-86140-707-0		8-91395-417-2	
5-86123-822-0	<b>WPN-056</b>	5-86140-707-7		8-91395-654-2	
5-86123-822-2	<b>WPN-056</b>	5-86141-241-0		8-94104-755-0	
5-86127-057-0	<b>WPN-070</b>	5-86141-241-1		8-94104-755-1	
58612-70570		5-86142-265-0		8-94109-591-0	<b>WPG-020</b>
5-86127-057-7	<b>WPN-070</b>	5-86142-265-5		8-94109-591-1	
5-86129-016-0		5-86142-266-6		8-94115-065-0	
5-86129-016-0	<b>WPN-052</b>	5-86142-267-0		8-94117-501-1	<b>WPG-014</b>
5-86129-016-6	<b>WPN-052</b>	5-86142-267-7		8-94118-353-0	<b>WPG-014</b>
5-86129-646-0		5-86144-815-0	<b>WPN-101</b>	8-94118-501-0	<b>WPG-014</b>
5-86129-646-6		5-86144-815-5		8-94118-501-1	<b>WPG-014</b>
5-86129-647-0		5-86144-816-0	<b>WPN-085</b>	8-94120-768-0	<b>WPG-004</b>
5-86129-647-7		5-86144-816-6		8-94120-768-1	<b>WPG-004</b>
5-86129-648-0		5-86144-817-0		8-94120-768-8	<b>WPG-004</b>
5-86132-441-1		5-86144-817-7		8-94124-093-0	
5-86132-944-0		5-87810-140-2		8-94124-093-3	
5-86132-944-0	<b>WPN-056</b>	5-94376-864-0		8-94124-093-4	
5-86132-944-4	<b>WPN-056</b>	6213-610-004-2F	<b>WPW-002</b>	8-94129-554-0	<b>WPG-002</b>
5-86133-251-0	<b>WPN-082A</b>	6213-610-004-3H	<b>WPW-002</b>	8-94129-554-4	<b>WPG-002</b>
5-86133-251-1		6213-610-004-4K	<b>WPW-002</b>	8-94129-554-Z	<b>WPG-002</b>
5-86133-252-0		6213-610-004-5L	<b>WPW-002</b>	8-94131-330-0	
5-86133-252-2		6213-610-005-4I	<b>WPW-004</b>	8-94131-330-1	
5-86133-439-0		6213-610-005-5J	<b>WPW-004</b>	8-94136-076-0	
5-86133-439-9		6213-610-009-5N	<b>WPW-005</b>	8-94136-167-0	
5-86135-399-0		6213-610-009-6O	<b>WPW-005</b>	8-94136-380-0	
5-86135-399-9		6213-610-011-1D	<b>WPW-003</b>	8-94140-341-0	
5-86135-543-0		6213-610-011-2E	<b>WPW-003</b>	8-94140-341-1	<b>WPG-021A</b>
5-86135-543-3		6213-611-001-0	<b>WPG-029</b>	8-94140-341-2	<b>WPG-021A</b>

TABLE-1

# Cross Reference (Genuine No.→AISIN No.)

※ : Components may slightly differ from GENUINE No.  
 ◇ : Complete Assembly Only.  
 & : Part No. requires additional components for installation.

Genuine No.	AISIN No.	Genuine No.	AISIN No.	Genuine No.	AISIN No.
8-94143-374-0		8-94332-922-2		8-94376-867-7	
8-94143-374-4		8-94334-671-0	<b>WPG-015</b>	8-94376-869-0	
8-94146-326-0		8-94334-671-1	<b>WPG-015</b>	8-94376-869-9	
8-94154-957-0		8-94341-998-0		8-94379-461-2	<b>WPG-021A</b>
8-94154-957-7		8-94359-659-0		8-94379-472-0	<b>WPG-021A</b>
8-94155-065-0		8-94360-200-0		8-94379-924-0	<b>WPG-002</b>
8-94155-065-5		8-94372-119-0	<b>WPG-002</b>	8-94379-924-4	<b>WPG-002</b>
8-94174-226-2		8-94372-119-1	<b>WPG-002</b>	8-94379-924-Z	<b>WPG-002</b>
8-94176-989-0	<b>WPG-006</b>	8-94372-119-9	<b>WPG-002</b>	8-94380-694-0	<b>WPG-010</b>
8-94176-989-1	<b>WPG-006</b>	8-94372-119-Z		8-94380-694-4	<b>WPG-010</b>
8-94176-989-2	<b>WPG-006</b>	8-94376-378-0		8-94386-207-0	
8-94202-461-1		8-94376-472-0	<b>WPG-021A</b>	8-94386-207-7	
8-94202-477-1	<b>WPG-019</b>	8-94376-832-0		8-94386-857-0	<b>WPG-005</b>
8-94202-477-7		8-94376-837-0	<b>WPG-004</b>	8-94387-613-0	<b>WPG-003</b>
8-94224-456-0		8-94376-837-7	<b>WPG-004</b>	8-94390-600-0	
8-94224-894-0	<b>WPG-019</b>	8-94376-843-0	<b>WPG-006</b>	8-94390-603-0	
8-94224-894-4		8-94376-843-1	<b>WPG-006</b>	8-94390-699-0	
8-94232-082-0		8-94376-844-0	<b>WPG-021A</b>	8-94391-058-0	
8-94232-082-1		8-94376-845-0		8-94391-058-2	
8-94232-082-2		8-94376-845-5		8-94391-059-0	
8-94232-347-0		8-94376-846-0		8-94391-059-4	
8-94239-649-0	<b>WPG-004</b>	8-94376-847-0		8-94391-061-0	
8-94239-649-9	<b>WPG-004</b>	8-94376-847-7		8-94391-416-0	
8-94239-851-0	<b>WPG-005</b>	8-94376-848-0		8-94391-670-0	
8-94240-089-0		8-94376-848-8		8-94391-670-5	
8-94240-089-9		8-94376-849-0		8-94392-668-0	
8-94240-378-0		8-94376-849-9		8-94392-818-0	
8-94241-525-0		8-94376-850-0		8-94392-818-2	
8-94244-409-0		8-94376-851-0	<b>WPG-021A</b>	8-94392-819-0	
8-94251-251-0	<b>WPG-004</b>	8-94376-851-1		8-94392-819-5	
8-94251-277-0		8-94376-853-0	<b>WPG-002</b>	8-94394-134-3	
8-94251-277-7		8-94376-853-3	<b>WPG-002</b>	8-94394-356-0	
8-94310-025-0	<b>WPG-021A</b>	8-94376-853-Z	<b>WPG-002</b>	8-94395-058-2	
8-94310-251-0	<b>WPG-021A</b>	8-94376-854-0	<b>WPG-005</b>	8-94395-414-0	
8-94311-257-0	<b>WPG-006</b>	8-94376-855-0		8-94395-416-0	
8-94329-649-0		8-94376-857-0	<b>WPG-005</b>	8-94395-417-0	
8-94332-636-0		8-94376-858-0		8-94395-417-2	
8-94332-636-6		8-94376-859-0	<b>WPG-004</b>	8-94395-654-0	
8-94332-638-0		8-94376-859-9	<b>WPG-004</b>	8-94395-654-2	
8-94332-638-1		8-94376-863-0	<b>WPG-017</b>	8-94395-656-0	
8-94332-638-2		8-94376-863-Z		8-94395-656-1	
8-94332-920-0		8-94376-864-0		8-94395-656-2	
8-94332-921-0		8-94376-865-0		8-94395-656-3	
8-94332-921-1		8-94376-866-0		8-94395-656-5	
8-94332-922-0		8-94376-866-6		8-94395-656-6	
8-94332-922-1		8-94376-867-0		8-94395-657-0	

TABLE-1

# Cross Reference (Genuine No.→AISIN No.)

※ : Components may slightly differ from GENUINE No.  
 ◇ : Complete Assembly Only.  
 & : Part No. requires additional components for installation.

Genuine No.	AISIN No.
8-94395-657-1	
8-94395-657-5	
8-94395-670-5	
8-94396-626-0	
8-94396-626-1	
8-94396-700-0	
8-94405-039-0	<b>WPG-003</b>
8-94405-039-9	<b>WPG-003</b>
8-94411-901-0	<b>WPG-003</b>
8-94411-901-1	<b>WPG-003</b>
8-94415-090-0	
8-94415-090-1	<b>WPG-003</b>
8-94419-461-0	<b>WPG-021A</b>
8-94419-461-1	<b>WPG-021A</b>
8-94419-461-2	<b>WPG-021A</b>
8-94437-048-0	
8-94437-048-8	
8-94439-850-0	<b>WPG-002</b>
8-94439-850-1	<b>WPG-002</b>
8-94439-850-2	<b>WPG-002</b>
8-94439-850-Z	<b>WPG-002</b>
8-94439-851-0	<b>WPG-005</b>
8-94439-851-1	<b>WPG-005</b>
8-94439-851-2	<b>WPG-005</b>
8-94439-852-0	
8-94439-852-1	
8-94439-852-2	
8-94439-853-0	<b>WPG-009</b>
8-94439-855-2	
8-94439-875-0	<b>WPG-005</b>
8-94439-875-1	<b>WPG-005</b>
8-94441-846-0	
8-94459-837-0	
8-94459-837-7	
8-94461-173-0	<b>WPG-021A</b>
8-94461-173-3	
8-94471-469-0	<b>WPG-003</b>
8-94471-469-9	<b>WPG-003</b>
8-94471-470-0	<b>WPG-003</b>
8-94483-167-0	<b>WPG-017</b>
8-94483-167-1	<b>WPG-017</b>
8-94483-167-Z	
8-94972-209	
8-97001-775-0	
8-97010-200-0	
8-97010-201-0	<b>WPG-014</b>

Genuine No.	AISIN No.
8-97010-772-0	<b>WPG-005</b>
8-97014-078-0	<b>WPG-008</b>
8-97014-078-8	<b>WPG-008</b>
8-97018-556-0	<b>WPG-002</b>
8-97018-556-Z	<b>WPG-002</b>
8-97018-560-0	<b>WPG-021A</b>
8-97018-560-1	
8-97021-171-0	<b>WPG-002</b>
8-97021-171-1	<b>WPG-002</b>
8-97021-171-Z	<b>WPG-002</b>
8-97021-772-0	
8-97021-773-0	
8-97021-774-0	
8-97021-774-4	
8-97021-775-0	
8-97021-775-5	
8-97021-859-0	
8-97022-859-0	<b>WPG-010</b>
8-97022-859-9	<b>WPG-010</b>
8-97028-595-0	<b>WPG-017</b>
8-97028-595-Z	
8-97030-916-0	
8-97030-916-6	
8-97030-983-0	
8-97030-983-3	
8-97031-472-0	
8-97031-472-2	
8-97031-473-0	
8-97031-473-3	
8-97031-474-0	
8-97031-474-4	
8-97037-966-0	<b>WPG-021A</b>
8-97061-280-0	
8-97061-280-Z	
8-97062-796-0	<b>WPG-021A</b>
8-97062-796-6	
8-97071-623-0	
8-97073-951-0	<b>WPG-015</b>
8-97073-951-1	<b>WPG-015</b>
8-97073-951-Z	
8-97081-623-0	
8-97081-623-1	
8-97081-623-3	
8-97084-505-0	
8-97084-505-5	
8-97100-852-0	

Genuine No.	AISIN No.
8-97101-319-0	
8-97105-012-0	<b>WPG-021A</b>
8-97105-012-1	<b>WPG-021A</b>
8-97105-012-2	
8-97105-012-3	<b>WPG-021A</b>
8-97106-002-0	
8-97106-002-2	
8-97109-676-0	<b>WPG-015</b>
8-97109-676-1	<b>WPG-015</b>
8-97109-676-6	<b>WPG-015</b>
8-97109-676-Z	
8-97110-386-0	
8-97110-386-6	
8-97110-387-0	<b>WPG-018</b>
8-97113-305-0	
8-97114-682-0	
8-97123-330-0	<b>WPG-021A</b>
8-97123-330-2	<b>WPG-021A</b>
8-97125-975-0	
8-97125-975-5	
8-97125-975-Z	
8-97136-127-1	
8-97149-237-0	
8-97149-237-7	<b>WPG-028</b>
8-97167-554-0	
8-97167-554-4	
8-97167-554-Z	
8-97180-326-0	
8-97180-326-6	
8-97184-867-0	
8-97184-867-7	
8-97312-147-3	
8-97313-904-0	<b>WPG-015</b>
8-97313-904-4	<b>WPG-015</b>
8-97314-118-0	<b>WPG-028</b>
8-97314-118-8	<b>WPG-028</b>
8-97333-361-0	<b>WPG-015</b>
8-97333-361-1	<b>WPG-015</b>
8-97360-200-0	
8-97363-478-0	<b>WPG-027</b>
8-97363-478-8	<b>WPG-027</b>
8-97376-843-0	<b>WPG-006</b>
8-97376-851-0	<b>WPG-021A</b>
8-97392-818-2	
8-97392-818-5	
8-97392-819-5	

TABLE-1

# Cross Reference (Genuine No.→AISIN No.)

※ : Components may slightly differ from GENUINE No.  
 ◇ : Complete Assembly Only.  
 & : Part No. requires additional components for installation.

Genuine No.	AISIN No.	Genuine No.	AISIN No.	Genuine No.	AISIN No.
8-98004-292-0		8AG2-15-010B		8AJ1-15-100A	
8-98004-292-2		8AG2-15-010C		8AJ2-15-010	
8AB1-15-010	<b>WPZ-006</b>	8AG2-15-100		8AJ2-15-010A	
8AB2-15-010	<b>WPZ-006</b>	8AG2-15-100A		8AJ2-15-100	
8AB3-15-010	<b>WPZ-001</b>	8AG2-15-100B		8AJ2-15-100A	
8AB3-15-010B	<b>WPZ-001</b>	8AG3-15-010		8AK1-15-010	<b>WPZ-002</b>
8AB4-15-010	<b>WPZ-001</b>	8AG3-15-100		8AK1-15-010A	<b>WPZ-002</b>
8AB4-15-010A	<b>WPZ-001</b>	8AG4-15-010		8AK2-15-010	
8AB5-15-010	<b>WPZ-003</b>	8AG4-15-010A		8AK3-15-010	
8AB5-15-010A	<b>WPZ-003</b>	8AG5-15-010		8AK3-15-010B	<b>WPZ-022</b>
8AB6-15-010		8AG5-15-010A		8AL1-15-010A	
8AB6-15-010A		8AG5-15-010B		8AL1-15-010B	
8AB7-15-010	<b>WPZ-001</b>	8AG6-15-010		8AL1-15-010C	
8AB8-15-010	<b>WPZ-003</b>	8AG6-15-010A		8AL4-15-010	
8AB9-15-010	<b>WPZ-016</b>	8AG7-15-010		8AL4-15-010A	
8AB9-15-010A	<b>WPZ-016</b>	8AG7-15-010A		8AL4-15-100	
8ABA-15-010		8AG7-15-010B		8ALA-15-010	
8ABB-15-010		8AG8-15-010		8ALA-15-010A	
8ABB-15-010A		8AG9-15-010		8ALA-15-100	
8ABC-15-010		8AGA-15-010		8ALA-15-100A	
8ABE-15-010		8AH1-15-010		8AS1-15-100	
8ABS-15-010	<b>WPZ-003</b>	8AH1-15-010A		8AS2-15-010	
8ABT-15-010A	<b>WPZ-006</b>	8AH2-15-010	<b>WPZ-002</b>	8AS2-15-010A	
8AD1-15-010	<b>WPZ-003</b>	8AH2-15-010A	<b>WPZ-002</b>	8AS2-15-100	
8AD2-15-010	<b>WPZ-001</b>	8AH2-15-010B	<b>WPZ-002</b>	8AS2-15-100A	
8AD2-15-010A	<b>WPZ-001</b>	8AH3-15-010		8AS4-15-010	
8AE1-15-010		8AH3-15-010A		8AS4-15-010A	
8AE2-15-010		8AH3-15-010B		8AS6-15-010	<b>WPZ-002</b>
8AF1-15-100A		8AH3-15-010C		8AS6-15-010A	<b>WPZ-002</b>
8AF1-15-100B		8AH3-15-010D		8AS7-15-010	
8AF2-15-100		8AH3-15-010E		8AS7-15-010A	
8AF3-15-100		8AH3-15-011E		8AW1-15-100	<b>WPZ-005</b>
8AF4-15-010		8AH4-15-010	<b>WPZ-002</b>	8AW1-15-100A	<b>WPZ-005</b>
8AF4-15-010A		8AH5-15-010		8AW2-15-100	<b>WPZ-004</b>
8AF4-15-010B		8AH5-15-010A		8AW2-15-100A	<b>WPZ-004</b>
8AF4-15-100		8AH6-15-010		8AW3-15-100	<b>WPZ-005</b>
8AF4-15-100A		8AH6-15-010B		8AW3-15-100A	<b>WPZ-005</b>
8AF9-15-010		8AH7-15-010		8AW3-15-100B	<b>WPZ-005</b>
8AF9-15-010A		8AH7-15-010A		8AW4-15-100	<b>WPZ-004</b>
8AFD-15-010		8AH7-15-010B		8AW4-15-100A	<b>WPZ-004</b>
8AFD-15-010B		8AH7-15-010C		8AW5-15-100	<b>WPZ-015</b>
8AG1-15-010		8AH8-15-010		8AW8-15-100	<b>WPZ-004</b>
8AG1-15-010A		8AH9-15-010		8AW9-15-100B	
8AG1-15-010B		8AJ1-15-010		8AWA-15-100	
8AG2-15-010		8AJ1-15-010B		8AWA-15-100A	
8AG2-15-010A		8AJ1-15-100		8AWB-15-100	

TABLE-1



# Cross Reference (Genuine No.→AISIN No.)

※ : Components may slightly differ from GENUINE No.  
 ◇ : Complete Assembly Only.  
 & : Part No. requires additional components for installation.

Genuine No.	AISIN No.	Genuine No.	AISIN No.	Genuine No.	AISIN No.
8BA1-15-010		AY01-15-010		B1010-ED00A	
90543935		AY01-15-010A		B1010-ED00A	<b>WPN-108</b>
9-13610-105-0		AY720-MT007		B1010-EN20B	
9-13610-122-0		AY720-MT008		B1010-F1725	
9-13610-149-0		AZ01-15-010	<b>WPS-001</b>	B1010-F1727	
9-13610-164-0		AZ01-15-011	<b>WPS-001</b>	B1010-F2725	
9-13610-265-0		AZ01-15-012	<b>WPS-001</b>	B1010-J2N26	<b>WPN-028</b>
9-13610-273-0		AZ01-15-013	<b>WPS-001</b>	B1010-JK00A	
9-13610-279-0		AZ12-15-010	<b>WPS-001</b>	B1010-JK20A	
9-13610-318-0		AZ12-15-010A	<b>WPS-001</b>	B1010-MA70A	
9-13610-319-1		AZ12-15-010B	<b>WPS-001</b>	B1010-V7286	<b>WPN-010</b>
9-13610-319-3		AZ13-15-010	<b>WPS-001</b>	B1010-VB126	
9-13610-323-0		AZ13-15-010A	<b>WPS-001</b>	B1010-VC225	
9-13610-325-0	<b>WPG-017</b>	B1010-02N1B	<b>WPN-006</b>	B1010-VG128	<b>WPN-112</b>
9-13610-394-0	<b>WPG-017</b>	B1010-0P529	<b>WPN-055</b>	B1010-VH00A	
9-13610-417-0		B1010-0W00J	<b>WPN-085</b>	B1010-VJ226	
9-13610-423-0		B1010-0W80A		B1010-VW202	
9-13610-605-0		B1010-16E03	<b>WPN-011</b>	B1010-VW20A	
9-13611-094-0		B1010-1GZ0A		B1010-VW226	
9-13617-605-0		B1010-1KCOA		B1010-VW228	
9-13617-608-0		B1010-1P128	<b>WPN-089</b>	B1010-VZ20A	
9-13617-635-0		B1010-1VA0A		B1010-Y9010	
9-13617-636-0		B1010-22P27	<b>WPN-016</b>	B1M10-MA70A	
9-13617-636-2		B1010-2S50A	<b>WPN-002</b>	B301-15-010	<b>WPZ-001</b>
9-13617-637-1		B1010-2S60A		B310-15-010	
9-13617-801-0		B1010-2W20A		B33G-15-010	<b>WPZ-001</b>
9142695		B1010-2W225		B3C7-15-010	<b>WPZ-001</b>
92065969		B1010-2W226		B3C7-15-010A	<b>WPZ-001</b>
9-3170401		B1010-40F27	<b>WPN-059</b>	B3C7-15-010B	<b>WPZ-001</b>
93181118		B1010-52F01	<b>WPN-068</b>	B587-15-010A	
9-4109591		B1010-57J26		B630-15-010	<b>WPZ-001</b>
9-4202477		B1010-57J26	<b>WPN-009</b>	B630-15-010D	<b>WPZ-001</b>
9-4331664		B1010-5T11A	<b>WPN-082A</b>	B660-15-010B	<b>WPZ-003</b>
9-4360200		B1010-5X00D		B660-15-010C	<b>WPZ-003</b>
96352650		B1010-65N94	<b>WPN-113</b>	B660-15-010E	<b>WPZ-003</b>
9-7031472		B1010-67U28	<b>WPN-083</b>	B6BF-15-010F	
9AW2-15-100	<b>WPZ-004</b>	B1010-6N21A		B6-BFE-15-010A	
A503-15-010		B1010-6T30A		B6-BFE-15-010B	
A503-15-010A		B10106-T325		BA010-02C25	<b>WPN-072</b>
AD077219		B1010-6T326		BA010-06E26	<b>WPN-020</b>
AJ03-15-010B		B1010-6T327		BA010-12G26	<b>WPN-004</b>
AJ03-15-010D		B1010-80G0E	<b>WPN-054A</b>	BA010-16A27	<b>WPN-078</b>
AJ03-15-010F		B1010-80W27		BA010-17S27	
AJ03-15-010G		B1010-81T26	<b>WPN-010</b>	BA010-21028	<b>WPN-032</b>
AJY1-15-010		B1010-AD226	<b>WPN-111</b>	BA010-21085	<b>WPN-032</b>
AL3E-8501-BA		B1010-B1726		BA010-22J25	<b>WPN-010</b>

TABLE-1

# Cross Reference (Genuine No.→AISIN No.)

※ : Components may slightly differ from GENUINE No.  
 ◇ : Complete Assembly Only.  
 & : Part No. requires additional components for installation.

Genuine No.	AISIN No.	Genuine No.	AISIN No.	Genuine No.	AISIN No.
BA010-23028		BA010-V5594	<b>WPN-024</b>	G9020-48051	
BA010-43G25	<b>WPN-002</b>	BA010-W1788	<b>WPN-077</b>	G9020-48052	
BA010-43G26	<b>WPN-002</b>	BA010-W1789		G9020-B5010	
BA010-50L26	<b>WPN-062</b>	BA010-W3694	<b>WPN-013</b>	G9040-28010	
BA010-54A26	<b>WPN-012</b>	BR3E-8501-HA		G9040-30010	
BA010-54A27	<b>WPN-012</b>	CW720831		G9040-33030	◇WQT-002
BA010-57J01	<b>WPN-009</b>	CW756032		G9040-33040	
BA010-71E27	<b>WPN-061</b>	D430-15-010		G9040-37030	
BA010-80W26		D4FZ-8501A		G9040-47090	
BA010-80W89		D8FZ-8501A		G9040-48020	
BA010-80W94		E301-15-010		G9040-52010	◇WQT-001
BA010-D0120		E301-15-010A	<b>WPZ-006</b>	GE19-15-010	
BA010-D0126	<b>WPN-033</b>	E301-15-010B	<b>WPZ-006</b>	GY01-15-010B	
BA010-E3027	<b>WPN-013</b>	E301-15-010C	<b>WPZ-006</b>	J503-15-010B	
BA010-G3625		E301-15-010D	<b>WPZ-006</b>	JE48-15-010A	
BA010-G3626		E301-15-010F	<b>WPZ-006</b>	JE48-15-010E	
BA010-G5526	<b>WPN-030</b>	E5B6-15-010	<b>WPZ-006</b>	JE96-15-010B	
BA010-G5586	<b>WPN-008</b>	E5B6-15-010A	<b>WPZ-006</b>	JEA6-15-010A	
BA010-G8025	<b>WPN-030</b>	E5B6-15-010B	<b>WPZ-006</b>	K435080	
BA010-G8125	<b>WPN-008</b>	E92Z-8501A	<b>WPZ-002</b>	K485050	
BA010-H7227	<b>WPN-029A</b>	F02Z-8501A	<b>WPZ-002</b>	K485050-0	
BA010-H7287	<b>WPN-029A</b>	F801-15-010A		K800-15-010	
BA010-H7289	<b>WPN-029A</b>	F801-15-010B		KJ01-15-010H	
BA010-M6626	<b>WPN-021</b>	F801-15-010C		KL47-15-010C	
BA010-M6686	<b>WPN-021</b>	F801-15-010D		KOAA610002	
BA010-M6689	<b>WPN-021</b>	F801-15-011C		KOBA610100	
BA010-M8527		FE3P-15-100		L327-15-100	<b>WPZ-043</b>
BA010-N8527		FE79-15-010B		L327-15-100A	<b>WPZ-043</b>
BA010-P2027		FE79-15-010C		LF01-15-100	<b>WPZ-043</b>
BA010-P2029		FE79-15-010D		LF94-15-100	<b>WPZ-043</b>
BA010-P7588	<b>WPN-013</b>	FE79-15-010E		LF94-15-100A	<b>WPZ-043</b>
BA010-P8426		FE79-15-010F		MD001300	
BA010-P8427		FE79-15-010G		MD008431	
BA010-P8486	<b>WPN-072</b>	FE79-15-010H		MD009000	<b>WPM-006</b>
BA010-P8487	<b>WPN-072</b>	FE79-15-010J		MD009019	<b>WPM-006</b>
BA010-R2027		FEMJ-15-100	<b>WPZ-002</b>	MD011300	
BA010-R2029		FP01-15-010F		MD011757	<b>WPM-010</b>
BA010-R8427		FP01-15-010G		MD015030	
BA010-R8485	<b>WPN-072</b>	FP49-15-010		MD017301	
BA010-R8486	<b>WPN-072</b>	FS01-15-010F		MD017302	
BA010-R8487	<b>WPN-072</b>	G601-15-010C		MD019461	
BA010-T9327		G601-15-010D		MD019465	
BA010-T9C25		G9020-28030		MD021490	
BA010-T9C85		G9020-47021		MD021502	
BA010-T9C90		G9020-47022		MD025190	
BA010-V5589	<b>WPN-024</b>	G9020-48050		MD025475	



# Cross Reference (Genuine No.→AISIN No.)

※ : Components may slightly differ from GENUINE No.  
 ◇ : Complete Assembly Only.  
 & : Part No. requires additional components for installation.

Genuine No.	AISIN No.	Genuine No.	AISIN No.	Genuine No.	AISIN No.
MD030750		MD972004	<b>WPM-013</b>	MD997075	
MD030751		MD972005	<b>WPM-030</b>	MD997076	<b>WPM-001A</b>
MD030863	<b>WPM-001A</b>	MD972006	<b>WPM-046</b>	MD997077	<b>WPM-006</b>
MD034152	<b>WPM-009</b>	MD972050	<b>WPM-048</b>	MD997078	<b>WPM-009</b>
MD034204		MD972051	<b>WPM-058</b>	MD997079	<b>WPM-004</b>
MD041041	<b>WPM-004</b>	MD972052	<b>WPM-012</b>	MD997080	
MD041050		MD972053	<b>WPM-056</b>	MD997081	<b>WPM-010</b>
MD050450	<b>WPM-002A</b>	MD972054	<b>WPM-046</b>	MD997082	
MD050472		MD972440	<b>WPM-031</b>	MD997083	<b>WPM-054</b>
MD076245		MD972456	<b>WPM-003</b>	MD997084	<b>WPM-002A</b>
MD083684		MD972457	<b>WPM-077</b>	MD997119	
MD106546		MD972897		MD997124	
MD117633		MD972934	<b>WPM-038</b>	MD997128	<b>WPM-011</b>
MD129490		MD973025	<b>WPM-059</b>	MD997147	
MD168048	<b>WPM-002A</b>	MD973162	<b>WPM-035</b>	MD997150	<b>WPM-002A</b>
MD168050	<b>WPM-002A</b>	MD974649	<b>WPM-001A</b>	MD997151	<b>WPM-002A</b>
MD179030	<b>WPM-003</b>	MD974678	<b>WPM-070</b>	MD997157	
MD180580	<b>WPM-037</b>	MD974719	<b>WPM-009</b>	MD997158	<b>WPM-022</b>
MD188340		MD974899	<b>WPM-057</b>	MD997170	<b>WPM-002A</b>
MD194099		MD975644		MD997177	<b>WPM-017</b>
MD195193	<b>WPM-028</b>	MD975913		MD997178	
MD199527	<b>WPM-039</b>	MD976006		MD997203	<b>WPM-016</b>
MD300799	<b>WPM-045</b>	MD976464	<b>WPM-057</b>	MD997204	
MD301847	<b>WPM-002A</b>	MD976943	<b>WPM-057</b>	MD997244	<b>WPM-014</b>
MD302010	<b>WPM-037</b>	MD977025	<b>WPM-060</b>	MD997305	
MD306414	<b>WPM-045</b>	MD977210	<b>WPM-005</b>	MD997401	<b>WPM-007</b>
MD309756	<b>WPM-033</b>	MD977249	<b>WPM-059</b>	MD997402	<b>WPM-049</b>
MD313301		MD977250		MD997403	
MD317677	<b>WPM-032</b>	MD977311		MD997404	
MD323372	<b>WPM-055</b>	MD977503		MD997409	<b>WPM-049</b>
MD346790	<b>WPM-033</b>	MD977705	<b>WPM-059</b>	MD997417	<b>WPM-012</b>
MD350772	<b>WPM-061</b>	MD977825		MD997418	
MD352389		MD978552		MD997421	<b>WPM-009</b>
MD365087	<b>WPM-055</b>	MD978741	<b>WPM-035</b>	MD997430	<b>WPM-056</b>
MD370741		MD978742		MD997465	
MD370803	<b>WPM-055</b>	MD978743	<b>WPM-059</b>	MD997485	<b>WPM-009</b>
MD37400799	<b>WPM-045</b>	MD978744		MD997503	
MD664616		MD978764	<b>WPM-059</b>	MD997515	<b>WPM-013</b>
MD971538	<b>WPM-048</b>	MD979169		MD997536	<b>WPM-007</b>
MD971539	<b>WPM-046</b>	MD979170		MD997609	<b>WPM-001A</b>
MD971582	<b>WPM-058</b>	MD979171	<b>WPM-069</b>	MD997610	<b>WPM-006</b>
MD971983	<b>WPM-030</b>	MD979313		MD997611	<b>WPM-009</b>
MD971999		MD979395		MD997612	<b>WPM-004</b>
MD972001	<b>WPM-002A</b>	MD980000	<b>WPM-014</b>	MD997613	<b>WPM-050</b>
MD972002		MD997073		MD997614	<b>WPM-010</b>
MD972003	<b>WPM-014</b>	MD997074		MD997615	<b>WPM-004</b>

TABLE-1

# Cross Reference (Genuine No.→AISIN No.)

※ : Components may slightly differ from GENUINE No.  
 ◇ : Complete Assembly Only.  
 & : Part No. requires additional components for installation.

Genuine No.	AISIN No.	Genuine No.	AISIN No.	Genuine No.	AISIN No.
MD997618	<b>WPM-002A</b>	ME020752		ME996811	
MD997619	<b>WPM-009</b>	ME023699		ME996861	<b>WPM-008</b>
MD997620		ME025100		ME996862	
MD997621	<b>WPM-012</b>	ME025100 (TAIWAN)		ME996863	<b>WPM-008</b>
MD997622	<b>WPM-056</b>	ME029228		ME996864	
MD997623		ME029412		ME996865	
MD997634	<b>WPM-013</b>	ME035168		ME996867	
MD997643	<b>WPM-030</b>	ME035171		ME996868	<b>WPM-040</b>
MD997685	<b>WPM-071</b>	ME035211		ME997152	<b>WPM-008</b>
MD997686		ME035212		ME997187	
MD997688	<b>WPM-005</b>	ME035245		ME997435	
MD997689	<b>WPM-005</b>	ME035246		ME997692	
MD997692	<b>WPM-017</b>	ME035247		ME997699	
MD997699	<b>WPM-009</b>	ME200411		ME997702	
ME001551		ME201447		ME999410	
ME001737		ME202890		ME999702	
ME005051		ME993473	<b>WPM-047</b>	MK667228	
ME005089		ME993475	<b>WPM-044</b>	MM409302	<b>WPM-073</b>
ME005121		ME993476	<b>WPM-044</b>	MM409303	<b>WPM-036</b>
ME005123		ME993513	<b>WPM-008</b>	MN143664	
ME005181		ME993514		MN155686	<b>WPM-067</b>
ME005182		ME993515		MN187244	
ME005183		ME993521		MN43317002	<b>WPM-072</b>
ME005184		ME993526		MQ	
ME005212		ME993839		MQ500574	
ME005213		ME993898		MQ700035	
ME013169		ME993965		MQ700036	
ME013406	<b>WPM-008</b>	ME994025		MQ701052	
ME013408	<b>WPM-008</b>	ME994341		MQ906187	
ME013409		ME994451		MQ906188	<b>WPZ-002</b>
ME013410		ME995072		MQ906189	
ME013600		ME995282		MQ906189	
ME013864	<b>WPM-008</b>	ME995286	<b>WPM-044</b>	MQ908516	
ME013865		ME995424	<b>WPM-040</b>	MQ908516	
ME013866	<b>WPM-008</b>	ME995426		MQ909390	
ME013867		ME995528		MQ909924	
ME013868		ME996779		MQ911458	
ME015005		ME996780		MQ913258	
ME015010		ME996781		MQ913646	
ME015020		ME996782		MX901704	
ME015030		ME996783		N225-15-010E	
ME015040	<b>WPM-008</b>	ME996785		N225-15-010H	
ME015041		ME996786		N225-15-010I	
ME015045	<b>WPM-008</b>	ME996789	<b>WPM-047</b>	N232-99-153A	
ME015050	<b>WPM-008</b>	ME996791		N235-15-010B	
ME015217	<b>WPM-040</b>	ME996792	<b>WPM-044</b>	N235-15-010E	

TABLE-1

# Cross Reference (Genuine No.→AISIN No.)

※ : Components may slightly differ from GENUINE No.  
 ◇ : Complete Assembly Only.  
 & : Part No. requires additional components for installation.

Genuine No.	AISIN No.	Genuine No.	AISIN No.	Genuine No.	AISIN No.
N235-15-010F		R201-15-010C		SU003-00401	
N236-15-010B		R2S2-15-010A		TF04-15-100A	
N236-15-010C		R2S2-15-010B		TF04-15-100B	
N236-15-010I		R2S2-15-010C		TFA2-15-100	
N236-15-010J		R2S2-15-1H0A		TFA2-15-100A	
N318-15-010B		RC6C-15-010		T-K4576	
N318-15-010C		RF01-23-907		V101-15-100A	
N318-15-010E		RF01-99-154		VS01-15-100E	
N319-15-010B		RF03-15-010B		VS10-15-100	
N319-15-010C		RF1G-15-100		VS10-15-100A	
N319-15-010D		RF1G-15-100A		VS21-15-100	
N319-15-010E		RF2A-15-100A		VS21-15-100A	
N350-15-100		RF2A-15-100B		VS27-15-100	
N370-15-010		RF2A-15-100C		VS27-15-100A	
N380-15-010A		RF6C-15-010		WL01-15-100D	
N390-15-100A		RF6C-15-1H0		WL11-15-100D	
N3A1-15-010B		RF95-15-010		WL11-15-100E	
N3A1-15-010C		RF95-15-010C		WL11-5-100E	
N3A1-15-010D		RF95-15-100B		X2111-AA000	
N3A1-15-100A		RFG1-15-100		X2111-AA030	<b>WPF-002</b>
N3A2-15-010B		S1610-03474		X2111-AA031	<b>WPF-002</b>
N3A2-15-010C		S1610-03475		X2111-AA032	<b>WPF-002</b>
N3A2-15-010D		S1610-03581		X2111-AA033	<b>WPF-002</b>
N3C1-15-010		S1610-03582		X2111-AA040	<b>WPF-008</b>
N3C1-15-010A		S1610-03642		X2111-AA041	<b>WPF-008</b>
N3C1-15-010B		S210-15-010B		X2111-AA042	<b>WPF-008</b>
N3C1-15-010C		S210-15-010C		X2111-AA080	<b>WPF-006</b>
N3C1-15-010D		SA245-73636		X2111-AA081	<b>WPF-006</b>
N3C2-15-010		SE01-15-100	<b>WPZ-005</b>	X2111-AA082	<b>WPF-006</b>
N3C2-15-010A		SEA1-15-100	<b>WPZ-005</b>	X2111-AA090	
N3C2-15-010B		SEA1-15-100B	<b>WPZ-005</b>	X2111-AA091	
N3C2-15-010C		SH01-15-010		X2111-AA092	
N3C2-15-010D		SL01-15-100		X2111-AA240	<b>WPF-023</b>
N3F1-15-010		SL01-15-100A		X2111-AA250	<b>WPF-024</b>
N3H1-15-100A		SL01-15-100B		X2111-AA260	
N3H1-15-100B		SL01-15-100C		X2111-AA280	<b>WPF-025</b>
N3R1-15-100		SL01-15-100D		X2111-AA320	<b>WPF-025</b>
NF01-15-010D		SL01-15-100E		X2111-KA271	
NF01-15-100		SL01-15-100F		X2111-KA282	
OK930-15-010A		SL01-15-100G		X2111-KA310	
PE01-15-010B		SL52-15-100B		X2111-KA311	
PN11-15-010A		SLA1-15-100A	<b>WPZ-004</b>	X2111-KA320	
PN40-15-010	<b>WPZ-016</b>	SLE1-15-100	<b>WPZ-004</b>	X2111-KA330	
PW811592		SLN1-15-100B		Y701-15-010	
R201-15-010A		SU001-00204		Y701-15-010A	
R201-15-010B		SU001-00596		YF09-15-100	

TABLE-1

# Cross Reference (Genuine No.→AISIN No.)

※ : Components may slightly differ from GENUINE No.  
 ◇ : Complete Assembly Only.  
 & : Part No. requires additional components for installation.

Genuine No.	AISIN No.
YF09-15-101	
YJ01-15-100	
YJ01-15-100	<b>WPG-015</b>
YJ01-15-100A	
YJ01-15-100A	<b>WPG-015</b>
YJ20-15-100	
Z622-15-010	
ZJ01-15-010A	
ZJ01-15-010B	
ZJ01-15-010C	
ZL01-15-010	
ZL01-15-010A	
ZZ40-15-010	
ZZLO-15-010A	
ZZM1-15-010	
ZZM3-15-010	
ZZM5-15-010	
ZZM7-15-010	
ZZS0-15-010	<b>WPS-003</b>
ZZS0-15-010A	<b>WPS-003</b>
ZZS0-15-010B	<b>WPS-003</b>
ZZSA-15-010	
ZZSA-15-010A	

# Cross Reference (AISIN No.→Genuine No.)

※ : Components may slightly differ from GENUINE No.  
 ◇ : Complete Assembly Only.  
 & : Part No. requires additional components for installation.

AISIN No.	Genuine No.
<b>WPD-001</b>	16100-87244
<b>WPD-001</b>	16100-87248
<b>WPD-001</b>	16100-87283
<b>WPD-001</b>	16100-87287
<b>WPD-001</b>	16100-B9210
<b>WPD-002</b>	16100-87252
<b>WPD-002</b>	16100-87280
<b>WPD-002</b>	16100-87281
<b>WPD-002</b>	16100-87286
<b>WPD-003</b>	16100-87509
<b>WPD-003</b>	16100-87584
<b>WPD-003</b>	16100-87588
<b>WPD-003</b>	16100-87590
<b>WPD-004</b>	16100-87510
<b>WPD-004</b>	16100-87585
<b>WPD-004</b>	16100-87589
<b>WPD-004</b>	16100-87591
<b>WPD-005</b>	16100-87511
<b>WPD-005</b>	16100-87580
<b>WPD-005</b>	16100-87582
<b>WPD-005</b>	16100-87586
<b>WPD-006</b>	16100-87512
<b>WPD-006</b>	16100-87581
<b>WPD-006</b>	16100-87583
<b>WPD-006</b>	16100-87587
<b>WPD-007</b>	16100-87730
<b>WPD-007</b>	16100-87786
<b>WPD-007</b>	16100-87795
<b>WPD-008</b>	16100-87505
<b>WPD-008</b>	16100-87507
<b>WPD-008</b>	16100-87592
<b>WPD-009</b>	16100-87726
<b>WPD-009</b>	16100-87787
<b>WPD-009</b>	16100-87796
<b>WPD-010</b>	16100-87782
<b>WPD-010</b>	16100-87784
<b>WPD-010</b>	16100-87789
<b>WPD-010</b>	16111-87780
<b>WPD-011</b>	16100-87391
<b>WPD-011</b>	16100-87394
<b>WPD-012</b>	16100-87390
<b>WPD-012</b>	16100-87395
<b>WPD-012</b>	16100-B9090
<b>WPD-013</b>	16100-87731
<b>WPD-013</b>	16100-87790
<b>WPD-013</b>	16100-87797

AISIN No.	Genuine No.
<b>WPD-022</b>	16100-87247
<b>WPD-022</b>	16100-87250
<b>WPD-022</b>	16100-87288
<b>WPD-023</b>	16100-87204
<b>WPD-023</b>	16102-87201
<b>WPD-023</b>	16102-87204
<b>WPD-023</b>	16102-87207
<b>WPD-023</b>	16102-97204
※ <b>WPD-023</b>	16100-97205
※ <b>WPD-023</b>	16102-B2010
<b>WPD-024</b>	16100-97207
<b>WPD-024</b>	16100-97241
<b>WPD-024</b>	16100-B9100
<b>WPD-025</b>	16100-97215
<b>WPD-025</b>	16100-97221
<b>WPD-025</b>	16100-97240
<b>WPD-025</b>	16100-97280
<b>WPD-025</b>	16100-97502
<b>WPD-025</b>	16100-B9190
<b>WPD-026</b>	16100-97206
<b>WPD-026</b>	16100-97212
<b>WPD-026</b>	16100-B9330
<b>WPD-030</b>	16102-97201
<b>WPD-030</b>	16102-97205
※ <b>WPD-035</b>	16102-87251
<b>WPD-036</b>	16100-23030
<b>WPD-038</b>	16100-87231
<b>WPD-038</b>	16100-87506
<b>WPD-038</b>	16100-87508
<b>WPD-048</b>	16102-97207
<b>WPF-001</b>	21111-KA041
<b>WPF-001</b>	21111-KA042
<b>WPF-001</b>	21111-KA043
<b>WPF-001</b>	21111-KA044
<b>WPF-001</b>	21111-KA045
<b>WPF-001</b>	21111-KA046
<b>WPF-001</b>	21111-KA047
<b>WPF-001</b>	21111-KA070
<b>WPF-001</b>	21111-KA071
<b>WPF-001</b>	21111-KA072
<b>WPF-001</b>	21111-KA073
<b>WPF-001</b>	21111-KA074
<b>WPF-001</b>	21111-KA075
<b>WPF-001</b>	21111-KA076
<b>WPF-001</b>	21111-KA130
<b>WPF-001</b>	21111-KA131

AISIN No.	Genuine No.
<b>WPF-001</b>	21111-KA132
<b>WPF-001</b>	21111-KA140
<b>WPF-001</b>	21111-KA141
<b>WPF-001</b>	21111-KA142
<b>WPF-001</b>	21111-KA190
<b>WPF-001</b>	21111-KA191
<b>WPF-001</b>	21111-KA192
<b>WPF-001</b>	21111-KA290
<b>WPF-001</b>	21111-KA291
<b>WPF-001</b>	21111-KA292
<b>WPF-002</b>	21111-A0007
<b>WPF-002</b>	21111-AA000
<b>WPF-002</b>	21111-AA001
<b>WPF-002</b>	21111-AA002
<b>WPF-002</b>	21111-AA003
<b>WPF-002</b>	21111-AA004
<b>WPF-002</b>	21111-AA006
<b>WPF-002</b>	21111-AA007
<b>WPF-002</b>	21111-AA033
<b>WPF-002</b>	X2111-AA030
<b>WPF-002</b>	X2111-AA031
<b>WPF-002</b>	X2111-AA032
<b>WPF-002</b>	X2111-AA033
<b>WPF-003</b>	21110-AA012
<b>WPF-003</b>	21110-AA013
<b>WPF-003</b>	21110-AA014
<b>WPF-003</b>	21110-AA015
<b>WPF-003</b>	21110-AA016
<b>WPF-003</b>	21110-AA017
<b>WPF-004</b>	21111-KA050
<b>WPF-004</b>	21111-KA051
<b>WPF-004</b>	21111-KA052
<b>WPF-004</b>	21111-KA053
<b>WPF-004</b>	21111-KA054
<b>WPF-004</b>	21111-KA055
<b>WPF-004</b>	21111-KA060
<b>WPF-004</b>	21111-KA061
<b>WPF-004</b>	21111-KA110
<b>WPF-004</b>	21111-KA150
<b>WPF-004</b>	21111-KA151
<b>WPF-004</b>	21111-KA152
<b>WPF-004</b>	21111-KA153
<b>WPF-004</b>	21111-KA154
<b>WPF-004</b>	21111-KA160
<b>WPF-004</b>	21111-KA240
<b>WPF-004</b>	21111-KA280

TABLE-2

# Cross Reference (AISIN No.→Genuine No.)

※ : Components may slightly differ from GENUINE No.  
 ◇ : Complete Assembly Only.  
 & : Part No. requires additional components for installation.

AISIN No.	Genuine No.	AISIN No.	Genuine No.	AISIN No.	Genuine No.
<b>WPF-004</b>	21111-KA281	<b>WPG-002</b>	8-94129-554-4	<b>WPG-005</b>	8-94239-851-0
<b>WPF-004</b>	21111-KA282	<b>WPG-002</b>	8-94129-554-Z	<b>WPG-005</b>	8-94376-854-0
<b>WPF-005</b>	21110-AA060	<b>WPG-002</b>	8-94372-119-0	<b>WPG-005</b>	8-94376-857-0
<b>WPF-005</b>	41076-7100	<b>WPG-002</b>	8-94372-119-1	<b>WPG-005</b>	8-94386-857-0
<b>WPF-005</b>	41076-7300	<b>WPG-002</b>	8-94372-119-9	<b>WPG-005</b>	8-94439-851-0
<b>WPF-006</b>	21111-AA020	<b>WPG-002</b>	8-94376-853-0	<b>WPG-005</b>	8-94439-851-1
<b>WPF-006</b>	21111-AA021	<b>WPG-002</b>	8-94376-853-3	<b>WPG-005</b>	8-94439-851-2
<b>WPF-006</b>	21111-AA022	<b>WPG-002</b>	8-94376-853-Z	<b>WPG-005</b>	8-94439-875-0
<b>WPF-006</b>	21111-AA026	<b>WPG-002</b>	8-94379-924-0	<b>WPG-005</b>	8-94439-875-1
<b>WPF-006</b>	21111-AA081	<b>WPG-002</b>	8-94379-924-4	<b>WPG-005</b>	8-97010-772-0
<b>WPF-006</b>	X2111-AA080	<b>WPG-002</b>	8-94379-924-Z	<b>WPG-006</b>	5-13610-150-0
<b>WPF-006</b>	X2111-AA081	<b>WPG-002</b>	8-94439-850-0	<b>WPG-006</b>	5-13610-150-1
<b>WPF-006</b>	X2111-AA082	<b>WPG-002</b>	8-94439-850-1	<b>WPG-006</b>	5-13610-150-2
<b>WPF-007</b>	21110-AA022	<b>WPG-002</b>	8-94439-850-2	<b>WPG-006</b>	5-13610-187-0
<b>WPF-007</b>	21110-AA023	<b>WPG-002</b>	8-94439-850-Z	<b>WPG-006</b>	8-94176-989-0
<b>WPF-007</b>	21110-AA025	<b>WPG-002</b>	8-97018-556-0	<b>WPG-006</b>	8-94176-989-1
<b>WPF-007</b>	21110-AA026	<b>WPG-002</b>	8-97018-556-Z	<b>WPG-006</b>	8-94176-989-2
<b>WPF-008</b>	21111-AA042	<b>WPG-002</b>	8-97021-171-0	<b>WPG-006</b>	8-94311-257-0
<b>WPF-008</b>	21111-AA060	<b>WPG-002</b>	8-97021-171-1	<b>WPG-006</b>	8-94376-843-0
<b>WPF-008</b>	21111-AA061	<b>WPG-002</b>	8-97021-171-Z	<b>WPG-006</b>	8-94376-843-1
<b>WPF-008</b>	21111-AA065	<b>WPG-003</b>	8-94387-613-0	<b>WPG-006</b>	8-97376-843-0
<b>WPF-008</b>	X2111-AA040	<b>WPG-003</b>	8-94405-039-0	<b>WPG-008</b>	8-97014-078-0
<b>WPF-008</b>	X2111-AA041	<b>WPG-003</b>	8-94405-039-9	<b>WPG-008</b>	8-97014-078-8
<b>WPF-008</b>	X2111-AA042	<b>WPG-003</b>	8-94411-901-0	<b>WPG-009</b>	5-13610-199-0
<b>WPF-022</b>	21111-KA092	<b>WPG-003</b>	8-94411-901-1	<b>WPG-009</b>	8-94439-853-0
<b>WPF-022</b>	21111-KA120	<b>WPG-003</b>	8-94415-090-1	<b>WPG-010</b>	8-94380-694-0
<b>WPF-022</b>	21111-KA121	<b>WPG-003</b>	8-94471-469-0	<b>WPG-010</b>	8-94380-694-4
<b>WPF-022</b>	21111-KA122	<b>WPG-003</b>	8-94471-469-9	<b>WPG-010</b>	8-97022-859-0
<b>WPF-022</b>	21111-KA123	<b>WPG-003</b>	8-94471-470-0	<b>WPG-010</b>	8-97022-859-9
<b>WPF-022</b>	21111-KA124	<b>WPG-004</b>	5-13610-124-0	<b>WPG-014</b>	8-94117-501-1
<b>WPF-022</b>	21111-KA230	<b>WPG-004</b>	5-13610-124-1	<b>WPG-014</b>	8-94118-353-0
<b>WPF-022</b>	21111-KA270	<b>WPG-004</b>	5-13610-174-0	<b>WPG-014</b>	8-94118-501-0
<b>WPF-022</b>	21111-KA271	<b>WPG-004</b>	5-13610-174-1	<b>WPG-014</b>	8-94118-501-1
<b>WPF-023</b>	21111-AA240	<b>WPG-004</b>	8-94120-768-0	<b>WPG-014</b>	8-97010-201-0
<b>WPF-023</b>	X2111-AA240	<b>WPG-004</b>	8-94120-768-1	<b>WPG-015</b>	21010-89TA0
<b>WPF-024</b>	21111-AA250	<b>WPG-004</b>	8-94120-768-8	<b>WPG-015</b>	21010-89TA2
<b>WPF-024</b>	21111-AA430	<b>WPG-004</b>	8-94239-649-0	<b>WPG-015</b>	21010-89TA7
<b>WPF-024</b>	21111-AA450	<b>WPG-004</b>	8-94239-649-9	<b>WPG-015</b>	21010-89TB1
<b>WPF-024</b>	X2111-AA250	<b>WPG-004</b>	8-94251-251-0	<b>WPG-015</b>	8-94334-671-0
<b>WPF-025</b>	21111-AA260	<b>WPG-004</b>	8-94376-837-0	<b>WPG-015</b>	8-94334-671-1
<b>WPF-025</b>	21111-AA320	<b>WPG-004</b>	8-94376-837-7	<b>WPG-015</b>	8-97073-951-0
<b>WPF-025</b>	21111-AA331	<b>WPG-004</b>	8-94376-859-0	<b>WPG-015</b>	8-97073-951-1
<b>WPF-025</b>	21111-AA370	<b>WPG-004</b>	8-94376-859-9	<b>WPG-015</b>	8-97109-676-0
<b>WPF-025</b>	X2111-AA280	<b>WPG-005</b>	5-13610-184-0	<b>WPG-015</b>	8-97109-676-1
<b>WPF-025</b>	X2111-AA320	<b>WPG-005</b>	5-13610-184-1	<b>WPG-015</b>	8-97109-676-6
<b>WPG-002</b>	8-94129-554-0	<b>WPG-005</b>	5-13616-184-0	<b>WPG-015</b>	8-97313-904-0



# Cross Reference (AISIN No.→Genuine No.)

※ : Components may slightly differ from GENUINE No.  
 ◇ : Complete Assembly Only.  
 & : Part No. requires additional components for installation.

AISIN No.	Genuine No.
<b>WPG-015</b>	8-97313-904-4
<b>WPG-015</b>	8-97333-361-0
<b>WPG-015</b>	8-97333-361-1
<b>WPG-015</b>	YJ01-15-100
<b>WPG-015</b>	YJ01-15-100A
<b>WPG-017</b>	5-13610-047-0
<b>WPG-017</b>	5-13610-057-0
<b>WPG-017</b>	5-13610-077-2
<b>WPG-017</b>	5-13610-163-0
<b>WPG-017</b>	5-13610-169-1
<b>WPG-017</b>	5-13610-169-2
<b>WPG-017</b>	5-13610-169-3
<b>WPG-017</b>	5-13610-169-4
<b>WPG-017</b>	5-13610-170-0
<b>WPG-017</b>	5-13610-170-1
<b>WPG-017</b>	5-13610-170-2
<b>WPG-017</b>	5-13610-170-3
<b>WPG-017</b>	8-94376-863-0
<b>WPG-017</b>	8-94483-167-0
<b>WPG-017</b>	8-94483-167-1
<b>WPG-017</b>	8-97028-595-0
<b>WPG-017</b>	9-13610-325-0
<b>WPG-017</b>	9-13610-394-0
<b>WPG-018</b>	8-97110-387-0
<b>WPG-019</b>	8-94202-477-1
<b>WPG-019</b>	8-94224-894-0
<b>WPG-020</b>	8-94109-591-0
<b>WPG-021A</b>	1K00-15-100
<b>WPG-021A</b>	21010-89TA1
<b>WPG-021A</b>	21010-89TB0
<b>WPG-021A</b>	8-94140-341-1
<b>WPG-021A</b>	8-94140-341-2
<b>WPG-021A</b>	8-94310-025-0
<b>WPG-021A</b>	8-94310-251-0
<b>WPG-021A</b>	8-94376-472-0
<b>WPG-021A</b>	8-94376-844-0
<b>WPG-021A</b>	8-94376-851-0
<b>WPG-021A</b>	8-94379-461-2
<b>WPG-021A</b>	8-94379-472-0
<b>WPG-021A</b>	8-94419-461-0
<b>WPG-021A</b>	8-94419-461-1
<b>WPG-021A</b>	8-94419-461-2
<b>WPG-021A</b>	8-94461-173-0
<b>WPG-021A</b>	8-97018-560-0
<b>WPG-021A</b>	8-97037-966-0
<b>WPG-021A</b>	8-97062-796-0

AISIN No.	Genuine No.
<b>WPG-021A</b>	8-97105-012-0
<b>WPG-021A</b>	8-97105-012-1
<b>WPG-021A</b>	8-97105-012-3
<b>WPG-021A</b>	8-97123-330-0
<b>WPG-021A</b>	8-97123-330-2
<b>WPG-021A</b>	8-97376-851-0
<b>WPG-022</b>	1-13610-428-2
<b>WPG-027</b>	8-97363-478-0
<b>WPG-027</b>	8-97363-478-8
<b>WPG-028</b>	8-97149-237-7
<b>WPG-028</b>	8-97314-118-0
<b>WPG-028</b>	8-97314-118-8
<b>WPG-029</b>	3704181M2
<b>WPG-029</b>	6213-611-001-0
<b>WPG-029</b>	6213-611-001-10
<b>WPH-001</b>	19200-P0A-003
<b>WPH-001</b>	19200-P0A-032
<b>WPH-001</b>	19200-P0B-A01
<b>WPH-001</b>	19200-PT0-003
<b>WPH-001</b>	19200-PT0-004
<b>WPH-001</b>	19200-PT0-013
<b>WPH-001</b>	19210-P0B-A01
<b>WPH-001</b>	5-86000-346-0
<b>WPH-001</b>	5-86000-346-6
<b>WPH-001</b>	5-86007-713-0
<b>WPH-001</b>	5-86007-713-3
<b>WPH-002</b>	19200-P01-003
<b>WPH-002</b>	19200-P01-004
<b>WPH-002</b>	19200-PM3-000
<b>WPH-002</b>	19200-PM3-003
<b>WPH-002</b>	19200-PM3-004
<b>WPH-002</b>	19200-PM3-013
<b>WPH-002</b>	19200-PM3-014
<b>WPH-002</b>	5-86003-637-0
<b>WPH-002</b>	5-86003-637-7
<b>WPH-002</b>	5-86003-638-0
<b>WPH-002</b>	5-86003-638-8
<b>WPH-003</b>	19200-PH1-000
<b>WPH-003</b>	19200-PH1-505
<b>WPH-003</b>	19210-PH1-305
<b>WPH-003</b>	19210-PH1-505
<b>WPH-003</b>	19210-PH1-515
<b>WPH-004</b>	19200-P1R-003
<b>WPH-004</b>	19200-PV0-003
<b>WPH-004</b>	19200-PV1-A01
<b>WPH-004</b>	19200-PV3-003

AISIN No.	Genuine No.
<b>WPH-005</b>	19200-PR4-003
<b>WPH-005</b>	19200-PR4-013
<b>WPH-006</b>	19200-P08-003
<b>WPH-006</b>	19200-P08-004
<b>WPH-006</b>	19200-P08-A01
<b>WPH-006</b>	19200-P1G-E02
<b>WPH-006</b>	5-86003-639-0
<b>WPH-006</b>	5-86003-639-9
<b>WPH-006</b>	5-86003-640-0
<b>WPH-007</b>	19200-PY3-000
<b>WPH-007</b>	19200-PY3-010
<b>WPH-008</b>	19200-P0G-A01
<b>WPH-008</b>	19200-PH7-003
<b>WPH-010</b>	19200-PE0-515
<b>WPH-010</b>	19200-PE0-660
<b>WPH-010</b>	19200-PE0-661
<b>WPH-011A</b>	19200-P2A-003
<b>WPH-011A</b>	19200-P2A-004
<b>WPH-011A</b>	19200-P2A-A01
<b>WPH-011A</b>	19200-P2A-A02
<b>WPH-011A</b>	5-86003-904-0
<b>WPH-011A</b>	5-86003-905-0
<b>WPH-011A</b>	5-86008-904-0
<b>WPH-011A</b>	5-86008-905-0
<b>WPH-012</b>	19200-PC6-000
<b>WPH-012</b>	19200-PC6-010
<b>WPH-012</b>	19200-PD2-000
<b>WPH-012</b>	19200-PD2-405
<b>WPH-012</b>	19200-PD2-415
<b>WPH-012</b>	19200-PD2-660
<b>WPH-012</b>	19200-PD6-000
<b>WPH-012</b>	19200-PD6-405
<b>WPH-012</b>	19200-PD6-660
<b>WPH-012</b>	19210-PD6-305
<b>WPH-013</b>	19200-PG6-000
<b>WPH-013</b>	19200-PG6-405
<b>WPH-013</b>	19210-PG6-305
<b>WPH-014</b>	19200-PE0-010
<b>WPH-014</b>	19200-PE0-415
<b>WPH-016</b>	19200-PK2-000
<b>WPH-016</b>	19200-PK2-505
<b>WPH-016</b>	19210-PK2-305
<b>WPH-019</b>	19200-PT2-003
<b>WPH-019</b>	19200-PT2-013
<b>WPH-023</b>	19200-PH3-000
<b>WPH-023</b>	19200-PH3-003

TABLE-2

# Cross Reference (AISIN No.→Genuine No.)

※ : Components may slightly differ from GENUINE No.  
 ◇ : Complete Assembly Only.  
 & : Part No. requires additional components for installation.

AISIN No.	Genuine No.
<b>WPH-023</b>	19200-PH3-010
<b>WPH-023</b>	19200-PH3-505
<b>WPH-023</b>	19210-PH3-305
<b>WPH-026</b>	19200-673-000
<b>WPH-026</b>	19200-679-000
<b>WPH-026</b>	19200-679-013
<b>WPH-026</b>	19200-679-023
<b>WPH-026</b>	19200-679-033
<b>WPH-026</b>	19200-679-043
<b>WPH-026</b>	19200-679-053
<b>WPH-026</b>	19200-PE9-003
<b>WPH-026</b>	19200-PE9-013
<b>WPH-026</b>	19200-PE9-405
<b>WPH-033</b>	19200-P36-000
<b>WPH-033</b>	19200-PZ3-000
<b>WPH-036</b>	19200-PY3-A00
<b>WPH-039</b>	19200-PP0-003
<b>WPH-039</b>	19200-PP0-013
<b>WPH-041</b>	19210-PFB-003
<b>WPH-043</b>	19200-PWA-003
<b>WPH-044</b>	19200-PLM-A01
<b>WPH-045</b>	19200-RCA-A01
<b>WPH-045</b>	19200-RDM-A01
<b>WPH-045</b>	19200-RDM-A02
<b>WPH-045</b>	19200-RDV-J01
<b>WPH-046</b>	19200-P2J-005
<b>WPH-047</b>	19200-P75-003
<b>WPH-053</b>	19200-RBD-E01
<b>WPH-054</b>	19200-RAA-A01
<b>WPH-059</b>	19200-RNA-A02
<b>WPH-062</b>	19200-RB0-003
<b>WPH-800</b>	19200-P8A-A02
<b>WPH-800</b>	19200-P8A-A03
<b>WPH-800</b>	19200-P8F-A01
<b>WPH-801</b>	19200-R70-A11
<b>WPM-001A</b>	MD030863
<b>WPM-001A</b>	MD974649
<b>WPM-001A</b>	MD997076
<b>WPM-001A</b>	MD997609
<b>WPM-002A</b>	MD050450
<b>WPM-002A</b>	MD168048
<b>WPM-002A</b>	MD168050
<b>WPM-002A</b>	MD301847
<b>WPM-002A</b>	MD972001
<b>WPM-002A</b>	MD997084
<b>WPM-002A</b>	MD997150

AISIN No.	Genuine No.
<b>WPM-002A</b>	MD997151
<b>WPM-002A</b>	MD997170
<b>WPM-002A</b>	MD997618
<b>WPM-003</b>	MD179030
<b>WPM-003</b>	MD972456
<b>WPM-004</b>	MD041041
<b>WPM-004</b>	MD997079
<b>WPM-004</b>	MD997612
<b>WPM-004</b>	MD997615
<b>WPM-005</b>	1300A040
<b>WPM-005</b>	21010-6A0A0
<b>WPM-005</b>	MD977210
<b>WPM-005</b>	MD997688
<b>WPM-005</b>	MD997689
<b>WPM-006</b>	MD009000
<b>WPM-006</b>	MD009019
<b>WPM-006</b>	MD997077
<b>WPM-006</b>	MD997610
<b>WPM-007</b>	MD997401
<b>WPM-007</b>	MD997536
<b>WPM-008</b>	ME013406
<b>WPM-008</b>	ME013408
<b>WPM-008</b>	ME013864
<b>WPM-008</b>	ME013866
<b>WPM-008</b>	ME015040
<b>WPM-008</b>	ME015045
<b>WPM-008</b>	ME015050
<b>WPM-008</b>	ME993513
<b>WPM-008</b>	ME996861
<b>WPM-008</b>	ME996863
<b>WPM-008</b>	ME997152
<b>WPM-009</b>	MD034152
<b>WPM-009</b>	MD974719
<b>WPM-009</b>	MD997078
<b>WPM-009</b>	MD997421
<b>WPM-009</b>	MD997485
<b>WPM-009</b>	MD997611
<b>WPM-009</b>	MD997619
<b>WPM-009</b>	MD997699
<b>WPM-010</b>	MD011757
<b>WPM-010</b>	MD997081
<b>WPM-010</b>	MD997614
<b>WPM-011</b>	MD997128
<b>WPM-012</b>	MD972052
<b>WPM-012</b>	MD997417
<b>WPM-012</b>	MD997621

AISIN No.	Genuine No.
<b>WPM-013</b>	MD972004
<b>WPM-013</b>	MD997515
<b>WPM-013</b>	MD997634
<b>WPM-014</b>	MD972003
<b>WPM-014</b>	MD980000
<b>WPM-014</b>	MD997244
<b>WPM-016</b>	MD997203
<b>WPM-017</b>	MD997177
<b>WPM-017</b>	MD997692
<b>WPM-022</b>	MD997158
<b>WPM-028</b>	MD195193
<b>WPM-030</b>	MD971983
<b>WPM-030</b>	MD972005
<b>WPM-030</b>	MD997643
<b>WPM-031</b>	MD972440
<b>WPM-032</b>	MD317677
<b>WPM-033</b>	MD309756
<b>WPM-033</b>	MD346790
<b>WPM-035</b>	1300A012
<b>WPM-035</b>	MD973162
<b>WPM-035</b>	MD978741
<b>WPM-036</b>	MM409303
<b>WPM-037</b>	MD180580
<b>WPM-037</b>	MD302010
<b>WPM-038</b>	MD972934
<b>WPM-039</b>	MD199527
<b>WPM-040</b>	ME015217
<b>WPM-040</b>	ME995424
<b>WPM-040</b>	ME996868
<b>WPM-044</b>	ME993475
<b>WPM-044</b>	ME993476
<b>WPM-044</b>	ME995286
<b>WPM-044</b>	ME996792
<b>WPM-045</b>	MD300799
<b>WPM-045</b>	MD306414
<b>WPM-045</b>	MD37400799
<b>WPM-046</b>	MD971539
<b>WPM-046</b>	MD972006
<b>WPM-046</b>	MD972054
<b>WPM-047</b>	ME993473
<b>WPM-047</b>	ME996789
<b>WPM-048</b>	MD971538
<b>WPM-048</b>	MD972050
<b>WPM-049</b>	MD997402
<b>WPM-049</b>	MD997409
<b>WPM-050</b>	MD997613



# Cross Reference (AISIN No.→Genuine No.)

※ : Components may slightly differ from GENUINE No.  
 ◇ : Complete Assembly Only.  
 & : Part No. requires additional components for installation.

AISIN No.	Genuine No.
<b>WPM-054</b>	MD997083
<b>WPM-055</b>	MD323372
<b>WPM-055</b>	MD365087
<b>WPM-055</b>	MD370803
<b>WPM-056</b>	MD972053
<b>WPM-056</b>	MD997430
<b>WPM-056</b>	MD997622
<b>WPM-057</b>	MD974899
<b>WPM-057</b>	MD976464
<b>WPM-057</b>	MD976943
<b>WPM-058</b>	MD971582
<b>WPM-058</b>	MD972051
<b>WPM-059</b>	MD973025
<b>WPM-059</b>	MD977249
<b>WPM-059</b>	MD977705
<b>WPM-059</b>	MD978743
<b>WPM-059</b>	MD978764
<b>WPM-060</b>	MD977025
<b>WPM-061</b>	MD350772
<b>WPM-066</b>	1300A069
<b>WPM-067</b>	MN155686
<b>WPM-069</b>	MD979171
<b>WPM-070</b>	MD974678
<b>WPM-071</b>	MD997685
<b>WPM-072</b>	MN43317002
<b>WPM-073</b>	MM409302
<b>WPM-074</b>	1300A090
※ <b>WPM-074</b>	1300A097
<b>WPM-075</b>	1300A095
<b>WPM-077</b>	MD972457
<b>WPN-001</b>	1N03-15-010
<b>WPN-001</b>	1N06-15-010
<b>WPN-001</b>	1N21-15-010
<b>WPN-001</b>	21010-0M300
<b>WPN-001</b>	21010-0M301
<b>WPN-001</b>	21010-0M302
<b>WPN-001</b>	21010-53Y00
<b>WPN-001</b>	21010-53Y01
<b>WPN-001</b>	21010-74Y00
<b>WPN-001</b>	21010-74Y01
<b>WPN-001</b>	21010-88R00
<b>WPN-001</b>	21010-88R10
<b>WPN-001</b>	21010-F4300
<b>WPN-002</b>	21010-2S525
<b>WPN-002</b>	21010-2S526
<b>WPN-002</b>	21010-2S527

AISIN No.	Genuine No.
<b>WPN-002</b>	21010-35V25
<b>WPN-002</b>	21010-35V26
<b>WPN-002</b>	21010-35V27
<b>WPN-002</b>	21010-35V28
<b>WPN-002</b>	21010-43G02
<b>WPN-002</b>	21010-43G03
<b>WPN-002</b>	21010-43G25
<b>WPN-002</b>	21010-43G26
<b>WPN-002</b>	21010-43G27
<b>WPN-002</b>	21010-43G28
<b>WPN-002</b>	21010-43G29
<b>WPN-002</b>	21010-43G85
<b>WPN-002</b>	21010-43G86
<b>WPN-002</b>	21010-43G87
<b>WPN-002</b>	21010-43G88
<b>WPN-002</b>	21010-43G89
<b>WPN-002</b>	B1010-2S50A
<b>WPN-002</b>	BA010-43G25
<b>WPN-002</b>	BA010-43G26
<b>WPN-003</b>	21010-01M00
<b>WPN-003</b>	21010-01M01
<b>WPN-003</b>	21010-01M25
<b>WPN-003</b>	21010-50A00
<b>WPN-003</b>	21010-50A25
<b>WPN-003</b>	21010-50A26
<b>WPN-003</b>	21010-50A27
<b>WPN-003</b>	21010-50A94
<b>WPN-004</b>	21010-12G25
<b>WPN-004</b>	21010-12G26
<b>WPN-004</b>	21010-12G27
<b>WPN-004</b>	21010-12G28
<b>WPN-004</b>	BA010-12G26
<b>WPN-005</b>	21010-42L00
<b>WPN-005</b>	21010-42L01
<b>WPN-005</b>	21010-42L25
<b>WPN-005</b>	21010-42L26
<b>WPN-005</b>	21010-70T00
<b>WPN-005</b>	21010-70T25
<b>WPN-005</b>	21010-70TY5
<b>WPN-005</b>	21010-79L00
<b>WPN-005</b>	21010-79L25
<b>WPN-006</b>	21010-02N03
<b>WPN-006</b>	21010-02N25
<b>WPN-006</b>	21010-02N85
<b>WPN-006</b>	21010-02N88
<b>WPN-006</b>	21010-02N90

AISIN No.	Genuine No.
<b>WPN-006</b>	21010-02N93
<b>WPN-006</b>	21010-02N94
<b>WPN-006</b>	B1010-02N1B
<b>WPN-007</b>	21010-L1100
<b>WPN-007</b>	21010-L1101
<b>WPN-007</b>	21010-L1125
<b>WPN-007</b>	21010-L1126
<b>WPN-008</b>	21010-G5510
<b>WPN-008</b>	21010-G5585
<b>WPN-008</b>	21010-G5586
<b>WPN-008</b>	21010-G5594
<b>WPN-008</b>	21010-G8125
<b>WPN-008</b>	21010-G81Y5
<b>WPN-008</b>	BA010-G5586
<b>WPN-008</b>	BA010-G8125
<b>WPN-009</b>	1N00-15-010
<b>WPN-009</b>	1N05-15-010
<b>WPN-009</b>	1N07-15-010
<b>WPN-009</b>	1N08-15-010
<b>WPN-009</b>	1N13-15-010
<b>WPN-009</b>	1N19-15-010
<b>WPN-009</b>	21010-57J00
<b>WPN-009</b>	21010-57J01
<b>WPN-009</b>	21010-57J02
<b>WPN-009</b>	21010-57J03
<b>WPN-009</b>	21010-57J25
<b>WPN-009</b>	21010-57J26
<b>WPN-009</b>	21010-57J27
<b>WPN-009</b>	21010-57J28
<b>WPN-009</b>	B1010-57J26
<b>WPN-009</b>	BA010-57J01
<b>WPN-010</b>	21010-22J25
<b>WPN-010</b>	21010-22J26
<b>WPN-010</b>	21010-81T00
<b>WPN-010</b>	21010-81T25
<b>WPN-010</b>	21010-81T26
<b>WPN-010</b>	21010-V7225
<b>WPN-010</b>	21010-V7226
<b>WPN-010</b>	21010-V7227
<b>WPN-010</b>	21010-V7228
<b>WPN-010</b>	21010-V7229
<b>WPN-010</b>	21010-V7285
<b>WPN-010</b>	21010-V7286
<b>WPN-010</b>	B1010-81T26
<b>WPN-010</b>	B1010-V7286
<b>WPN-010</b>	BA010-22J25

TABLE-2

# Cross Reference (AISIN No.→Genuine No.)

※ : Components may slightly differ from GENUINE No.  
 ◇ : Complete Assembly Only.  
 & : Part No. requires additional components for installation.

AISIN No.	Genuine No.
<b>WPN-011</b>	21010-16E01
<b>WPN-011</b>	21010-16E02
<b>WPN-011</b>	21010-16E03
<b>WPN-011</b>	21010-16E25
<b>WPN-011</b>	21010-16E26
<b>WPN-011</b>	21010-26E01
<b>WPN-011</b>	21010-26E02
<b>WPN-011</b>	21010-26E25
<b>WPN-011</b>	21010-26EY2
<b>WPN-011</b>	B1010-16E03
<b>WPN-012</b>	21010-54A15
<b>WPN-012</b>	21010-54A26
<b>WPN-012</b>	21010-54A27
<b>WPN-012</b>	BA010-54A26
<b>WPN-012</b>	BA010-54A27
<b>WPN-013</b>	21010-26G25
<b>WPN-013</b>	21010-26G26
<b>WPN-013</b>	21010-26G27
<b>WPN-013</b>	21010-E3000
<b>WPN-013</b>	21010-E3001
<b>WPN-013</b>	21010-E3002
<b>WPN-013</b>	21010-E3003
<b>WPN-013</b>	21010-E3004
<b>WPN-013</b>	21010-E3026
<b>WPN-013</b>	21010-E3027
<b>WPN-013</b>	21010-E3028
<b>WPN-013</b>	21010-E3087
<b>WPN-013</b>	21010-P7503
<b>WPN-013</b>	21010-P7525
<b>WPN-013</b>	21010-P7526
<b>WPN-013</b>	21010-P7527
<b>WPN-013</b>	21010-P7528
<b>WPN-013</b>	21010-P7529
<b>WPN-013</b>	21010-P7585
<b>WPN-013</b>	21010-P7586
<b>WPN-013</b>	21010-P7586AS
<b>WPN-013</b>	21010-P7587
<b>WPN-013</b>	21010-P7588
<b>WPN-013</b>	21010-V7026
<b>WPN-013</b>	21010-W3626
<b>WPN-013</b>	21010-W3627
<b>WPN-013</b>	21010-W3628
<b>WPN-013</b>	21010-W3685
<b>WPN-013</b>	21010-W3686
<b>WPN-013</b>	21010-W3688
<b>WPN-013</b>	21010-W3694

AISIN No.	Genuine No.
<b>WPN-013</b>	21010-Y7025
<b>WPN-013</b>	BA010-E3027
<b>WPN-013</b>	BA010-P7588
<b>WPN-013</b>	BA010-W3694
<b>WPN-014</b>	1N10-15-010
<b>WPN-014</b>	1N11-15-010
<b>WPN-014</b>	1N20-15-010
<b>WPN-014</b>	21010-53J00
<b>WPN-014</b>	21010-53J01
<b>WPN-014</b>	21010-53J02
<b>WPN-014</b>	21010-53J03
<b>WPN-014</b>	21010-53J04
<b>WPN-014</b>	21010-53J05
<b>WPN-014</b>	21010-53J25
<b>WPN-014</b>	21010-70J00
<b>WPN-015</b>	21010-19B25
<b>WPN-015</b>	21010-19BY5
<b>WPN-015</b>	21010-24B25
<b>WPN-016</b>	21010-22P00
<b>WPN-016</b>	21010-22P25
<b>WPN-016</b>	21010-22P26
<b>WPN-016</b>	21010-22P27
<b>WPN-016</b>	B1010-22P27
<b>WPN-017</b>	21010-60U25
<b>WPN-017</b>	21010-60U26
<b>WPN-017</b>	21010-60UY6
<b>WPN-020</b>	21010-06E25
<b>WPN-020</b>	21010-06E26
<b>WPN-020</b>	BA010-06E26
<b>WPN-021</b>	21010-18000
<b>WPN-021</b>	21010-18001
<b>WPN-021</b>	21010-18002
<b>WPN-021</b>	21010-18003
<b>WPN-021</b>	21010-18025
<b>WPN-021</b>	21010-18026
<b>WPN-021</b>	21010-18027
<b>WPN-021</b>	21010-H0125
<b>WPN-021</b>	21010-H1025
<b>WPN-021</b>	21010-H5000
<b>WPN-021</b>	21010-H5025
<b>WPN-021</b>	21010-M0100
<b>WPN-021</b>	21010-M0125
<b>WPN-021</b>	21010-M6601
<b>WPN-021</b>	21010-M6625
<b>WPN-021</b>	21010-M6626
<b>WPN-021</b>	21010-M6686

AISIN No.	Genuine No.
<b>WPN-021</b>	21010-M6689
<b>WPN-021</b>	21010-M66Y6
<b>WPN-021</b>	BA010-M6626
<b>WPN-021</b>	BA010-M6686
<b>WPN-021</b>	BA010-M6689
<b>WPN-022</b>	21010-66000
<b>WPN-022</b>	21010-66001
<b>WPN-022</b>	21010-66010
<b>WPN-022</b>	21010-66011
<b>WPN-022</b>	21010-66026
<b>WPN-022</b>	21010-66027
<b>WPN-022</b>	21010-66028
<b>WPN-022</b>	21010-78200
<b>WPN-022</b>	21010-78201
<b>WPN-022</b>	21010-78202
<b>WPN-022</b>	21010-78203
<b>WPN-022</b>	21010-78225
<b>WPN-022</b>	21010-78226
<b>WPN-023</b>	21010-24U10
<b>WPN-023</b>	21010-24U25
<b>WPN-023</b>	21010-24U27
<b>WPN-023</b>	21010-58S00
<b>WPN-023</b>	21010-58S25
<b>WPN-024</b>	21010-50V25
<b>WPN-024</b>	21010-50VY5
<b>WPN-024</b>	21010-V5500
<b>WPN-024</b>	21010-V5510
<b>WPN-024</b>	21010-V5525
<b>WPN-024</b>	21010-V5526
<b>WPN-024</b>	21010-V5527
<b>WPN-024</b>	21010-V5528
<b>WPN-024</b>	21010-V5529
<b>WPN-024</b>	21010-V5585
<b>WPN-024</b>	21010-V5586
<b>WPN-024</b>	21010-V5587
<b>WPN-024</b>	21010-V5588
<b>WPN-024</b>	21010-V5589
<b>WPN-024</b>	21010-W4425
<b>WPN-024</b>	21010-W4426
<b>WPN-024</b>	BA010-V5589
<b>WPN-024</b>	BA010-V5594
<b>WPN-025</b>	21010-06J25
<b>WPN-025</b>	21010-06J26
<b>WPN-025</b>	21010-06J27
<b>WPN-025</b>	21010-06J28
<b>WPN-025</b>	21010-06J29

# Cross Reference (AISIN No.→Genuine No.)

※ : Components may slightly differ from GENUINE No.  
 ◇ : Complete Assembly Only.  
 & : Part No. requires additional components for installation.

AISIN No.	Genuine No.
<b>WPN-026</b>	21010-61504
<b>WPN-026</b>	21010-61505
<b>WPN-026</b>	21010-61526
<b>WPN-026</b>	21010-61527
<b>WPN-026</b>	21010-61528
<b>WPN-026</b>	21010-61529
<b>WPN-026</b>	21010-61585
<b>WPN-026</b>	21010-615Y5
<b>WPN-028</b>	21010-02N26
<b>WPN-028</b>	21010-02N27
<b>WPN-028</b>	21010-02N28
<b>WPN-028</b>	21010-02N86
<b>WPN-028</b>	21010-02N87
<b>WPN-028</b>	21010-02N89
<b>WPN-028</b>	21010-02N91
<b>WPN-028</b>	21010-22T25
<b>WPN-028</b>	21010-22T26
<b>WPN-028</b>	21010-22T27
<b>WPN-028</b>	21010-22T28
<b>WPN-028</b>	21010-22T29
<b>WPN-028</b>	21010-22TY9
<b>WPN-028</b>	B1010-J2N26
<b>WPN-029A</b>	21010-H7201
<b>WPN-029A</b>	21010-H7202
<b>WPN-029A</b>	21010-H7203
<b>WPN-029A</b>	21010-H7225
<b>WPN-029A</b>	21010-H7226
<b>WPN-029A</b>	21010-H7227
<b>WPN-029A</b>	21010-H7287
<b>WPN-029A</b>	21010-H7289
<b>WPN-029A</b>	BA010-H7227
<b>WPN-029A</b>	BA010-H7287
<b>WPN-029A</b>	BA010-H7289
<b>WPN-030</b>	21010-G5500
<b>WPN-030</b>	21010-G5525
<b>WPN-030</b>	21010-G5526
<b>WPN-030</b>	21010-G55Y6
<b>WPN-030</b>	21010-G8025
<b>WPN-030</b>	BA010-G5526
<b>WPN-030</b>	BA010-G8025
<b>WPN-031</b>	21010-50A28
<b>WPN-031</b>	21010-50A89
<b>WPN-031</b>	21010-50AY8
<b>WPN-031</b>	21010-B17G2
<b>WPN-032</b>	21010-21000
<b>WPN-032</b>	21010-21001

AISIN No.	Genuine No.
<b>WPN-032</b>	21010-21002
<b>WPN-032</b>	21010-21025
<b>WPN-032</b>	21010-21026
<b>WPN-032</b>	21010-21027
<b>WPN-032</b>	21010-21028
<b>WPN-032</b>	21010-21028
<b>WPN-032</b>	21010-21029
<b>WPN-032</b>	21010-21085
<b>WPN-032</b>	21010-21088
<b>WPN-032</b>	21010-210Y5
<b>WPN-032</b>	BA010-21028
<b>WPN-032</b>	BA010-21085
<b>WPN-033</b>	21010-D0125
<b>WPN-033</b>	21010-D0126
<b>WPN-033</b>	21010-D01Y6
<b>WPN-033</b>	BA010-D0126
<b>WPN-036</b>	21010-13200
<b>WPN-036</b>	21010-13201
<b>WPN-036</b>	21010-13202
<b>WPN-036</b>	21010-13225
<b>WPN-036</b>	21010-13226
<b>WPN-037</b>	21010-16A25
<b>WPN-037</b>	21010-16A26
<b>WPN-037</b>	21010-16A85
<b>WPN-037</b>	21010-16AY5
<b>WPN-038A</b>	21010-03J25
<b>WPN-038A</b>	21010-03J26
<b>WPN-039</b>	21010-10G25
<b>WPN-039</b>	21010-10G26
<b>WPN-039</b>	21010-10GY6
<b>WPN-040</b>	21010-0T025
<b>WPN-041</b>	21010-C6025
<b>WPN-041</b>	21010-C6026
<b>WPN-041</b>	21010-C6500
<b>WPN-041</b>	21010-C6525
<b>WPN-041</b>	21010-C6526
<b>WPN-041</b>	21010-C65Y6
<b>WPN-043</b>	21010-37501
<b>WPN-043</b>	21010-37502
<b>WPN-043</b>	21010-37503
<b>WPN-043</b>	21010-37504
<b>WPN-043</b>	21010-37505
<b>WPN-043</b>	21010-37506
<b>WPN-043</b>	21010-37525
<b>WPN-043</b>	21010-37526
<b>WPN-043</b>	21010-37527
<b>WPN-043</b>	21010-37528

AISIN No.	Genuine No.
<b>WPN-043</b>	21010-37529
<b>WPN-043</b>	21010-37585
<b>WPN-052</b>	21010-10V00
<b>WPN-052</b>	21010-10V25
<b>WPN-052</b>	21010-10V26
<b>WPN-052</b>	21010-10V27
<b>WPN-052</b>	21010-10V28
<b>WPN-052</b>	5-86103-068-0
<b>WPN-052</b>	5-86103-068-8
<b>WPN-052</b>	5-86120-640-0
<b>WPN-052</b>	5-86120-641-0
<b>WPN-052</b>	5-86120-641-1
<b>WPN-052</b>	5-86129-016-0
<b>WPN-052</b>	5-86129-016-6
<b>WPN-053</b>	21010-0H625
<b>WPN-053</b>	21010-0H626
<b>WPN-053</b>	21010-0H627
<b>WPN-053</b>	21010-VR025
<b>WPN-053</b>	21010-VR026
<b>WPN-054A</b>	21010-0F002
<b>WPN-054A</b>	21010-0F003
<b>WPN-054A</b>	21010-80G01
<b>WPN-054A</b>	21010-80G25
<b>WPN-054A</b>	21010-80G26
<b>WPN-054A</b>	21010-80G27
<b>WPN-054A</b>	21010-80G28
<b>WPN-054A</b>	21010-80G29
<b>WPN-054A</b>	21010-80G85
<b>WPN-054A</b>	21010-80G86
<b>WPN-054A</b>	21010-80G87
<b>WPN-054A</b>	21010-80G88
<b>WPN-054A</b>	21010-80G89
<b>WPN-054A</b>	21010-G2404
<b>WPN-054A</b>	B1010-80G0E
<b>WPN-055</b>	21010-0P503
<b>WPN-055</b>	21010-0P525
<b>WPN-055</b>	21010-0P526
<b>WPN-055</b>	21010-0P527
<b>WPN-055</b>	21010-0P528
<b>WPN-055</b>	21010-0P529
<b>WPN-055</b>	B1010-0P529
<b>WPN-056</b>	21010-85G25
<b>WPN-056</b>	21010-85G26
<b>WPN-056</b>	21010-85G27
<b>WPN-056</b>	5-86103-073-0
<b>WPN-056</b>	5-86103-073-3

TABLE-2

# Cross Reference (AISIN No.→Genuine No.)

※ : Components may slightly differ from GENUINE No.  
 ◇ : Complete Assembly Only.  
 & : Part No. requires additional components for installation.

AISIN No.	Genuine No.
<b>WPN-056</b>	5-86123-822-0
<b>WPN-056</b>	5-86123-822-2
<b>WPN-056</b>	5-86132-944-0
<b>WPN-056</b>	5-86132-944-4
<b>WPN-057</b>	21010-F6500
<b>WPN-057</b>	21010-F6525
<b>WPN-057</b>	21010-F6526
<b>WPN-057</b>	21010-F6527
<b>WPN-057</b>	21010-F6528
<b>WPN-057</b>	21010-F65Y8
<b>WPN-058</b>	21010-77A00
<b>WPN-058</b>	21010-77AY0
<b>WPN-059</b>	21010-40F00
<b>WPN-059</b>	21010-40F01
<b>WPN-059</b>	21010-40F25
<b>WPN-059</b>	21010-40F26
<b>WPN-059</b>	21010-40F27
<b>WPN-059</b>	B1010-40F27
<b>WPN-060</b>	21010-1E400
<b>WPN-060</b>	21010-1E401
<b>WPN-060</b>	21010-1E402
<b>WPN-060</b>	21010-1E403
<b>WPN-060</b>	21010-1E425
<b>WPN-060</b>	21010-1E4Y0
<b>WPN-061</b>	21010-06EY6
<b>WPN-061</b>	21010-71E25
<b>WPN-061</b>	21010-71E26
<b>WPN-061</b>	21010-71E27
<b>WPN-061</b>	21010-71E28
<b>WPN-061</b>	BA010-71E27
<b>WPN-062</b>	21010-50L25
<b>WPN-062</b>	21010-50L26
<b>WPN-062</b>	21010-50LY6
<b>WPN-062</b>	21010-V5725
<b>WPN-062</b>	BA010-50L26
<b>WPN-063</b>	21010-41B00
<b>WPN-063</b>	21010-41B01
<b>WPN-063</b>	21010-41B02
<b>WPN-063</b>	21010-41B03
<b>WPN-064</b>	21010-17C25
<b>WPN-064</b>	21010-17C25AS
<b>WPN-064</b>	21010-17C26
<b>WPN-064</b>	21010-17C27
<b>WPN-065</b>	21010-21N25
<b>WPN-065</b>	21010-21N26
<b>WPN-065</b>	21010-21N27

AISIN No.	Genuine No.
<b>WPN-065</b>	21010-21N28
<b>WPN-065</b>	21010-21N29
<b>WPN-065</b>	21010-21N85
<b>WPN-065</b>	21010-21N86
<b>WPN-065</b>	21010-21NY6
<b>WPN-067</b>	21010-30R00
<b>WPN-067</b>	21010-30R05
<b>WPN-067</b>	21010-30R06
<b>WPN-067</b>	21010-30RY6
<b>WPN-068</b>	21010-52F00
<b>WPN-068</b>	21010-52F01
<b>WPN-068</b>	B1010-52F01
<b>WPN-069</b>	21010-54C00
<b>WPN-069</b>	21010-54CY0
<b>WPN-070</b>	21010-31U00
<b>WPN-070</b>	21010-31U25
<b>WPN-070</b>	21010-31U26
<b>WPN-070</b>	21010-31U27
<b>WPN-070</b>	21010-31U28
<b>WPN-070</b>	21010-31U29
<b>WPN-070</b>	21010-31U85
<b>WPN-070</b>	5-86127-057-0
<b>WPN-070</b>	5-86127-057-7
<b>WPN-071</b>	1N01-15-010
<b>WPN-071</b>	21010-59Y25
<b>WPN-072</b>	21010-02C25
<b>WPN-072</b>	21010-R8485
<b>WPN-072</b>	21010-R8486
<b>WPN-072</b>	21010-R8487
<b>WPN-072</b>	21010-W3425
<b>WPN-072</b>	BA010-02C25
<b>WPN-072</b>	BA010-P8486
<b>WPN-072</b>	BA010-P8487
<b>WPN-072</b>	BA010-R8485
<b>WPN-072</b>	BA010-R8486
<b>WPN-072</b>	BA010-R8487
<b>WPN-073</b>	21010-54A25
<b>WPN-073</b>	21010-54A85
<b>WPN-073</b>	21010-54AY5
<b>WPN-073</b>	21010-D2825
<b>WPN-074</b>	21010-05H00
<b>WPN-075</b>	21010-53V25
<b>WPN-075</b>	21010-53V26
<b>WPN-075</b>	21010-53V27
<b>WPN-077</b>	21010-W1728
<b>WPN-077</b>	21010-W1729

AISIN No.	Genuine No.
<b>WPN-077</b>	21010-W1788
<b>WPN-077</b>	BA010-W1788
<b>WPN-078</b>	21010-16A27
<b>WPN-078</b>	21010-16AY7
<b>WPN-078</b>	BA010-16A27
<b>WPN-080</b>	21010-21U00
<b>WPN-080</b>	21010-21U25
<b>WPN-080</b>	21010-21U26
<b>WPN-080</b>	21010-24U00
<b>WPN-080</b>	21010-24U26
<b>WPN-080</b>	21010-5L300
<b>WPN-080</b>	21010-5L301
<b>WPN-080</b>	21010-75T00
<b>WPN-080</b>	21010-75T25
<b>WPN-080</b>	21010-75T26
<b>WPN-081</b>	21010-97E00
<b>WPN-082A</b>	21010-2T325
<b>WPN-082A</b>	21010-5T125
<b>WPN-082A</b>	21010-5T126
<b>WPN-082A</b>	21010-5T127
<b>WPN-082A</b>	21010-5T128
<b>WPN-082A</b>	21010-5T129
<b>WPN-082A</b>	5-86103-070-0
<b>WPN-082A</b>	5-86112-571-0
<b>WPN-082A</b>	5-86114-301-0
<b>WPN-082A</b>	5-86133-251-0
<b>WPN-082A</b>	5-86140-576-0
<b>WPN-082A</b>	B1010-5T11A
<b>WPN-083</b>	21010-67U00
<b>WPN-083</b>	21010-67U25
<b>WPN-083</b>	21010-67U26
<b>WPN-083</b>	21010-67U27
<b>WPN-083</b>	21010-67U28
<b>WPN-083</b>	B1010-67U28
<b>WPN-084</b>	21010-65F01
<b>WPN-084</b>	21010-65F25
<b>WPN-084</b>	21010-65F26
<b>WPN-084</b>	21010-65F27
<b>WPN-085</b>	21010-0W025
<b>WPN-085</b>	21010-0W026
<b>WPN-085</b>	21010-0W027
<b>WPN-085</b>	21010-0W028
<b>WPN-085</b>	B1010-0W00J
<b>WPN-088</b>	21010-50K25
<b>WPN-088</b>	21010-50K26
<b>WPN-088</b>	21010-50K28

# Cross Reference (AISIN No.→Genuine No.)

※ : Components may slightly differ from GENUINE No.  
 ◇ : Complete Assembly Only.  
 & : Part No. requires additional components for installation.

AISIN No.	Genuine No.
<b>WPN-089</b>	21010-1P100
<b>WPN-089</b>	21010-1P101
<b>WPN-089</b>	21010-1P127
<b>WPN-089</b>	21010-1P128
<b>WPN-089</b>	B1010-1P128
<b>WPN-091</b>	21010-4M526
<b>WPN-092</b>	21010-6N226
<b>WPN-094</b>	21010-VB125
<b>WPN-108</b>	B1010-ED00A
<b>WPN-109</b>	21010-AX401
<b>WPN-109</b>	21010-AX40A
<b>WPN-110</b>	21010-F5N25
<b>WPN-111</b>	B1010-AD226
<b>WPN-112</b>	B1010-VG128
<b>WPN-113</b>	B1010-65N94
<b>WPN-117</b>	21010-3RC1A
<b>WPN-118</b>	21010-40K26
<b>WPN-118</b>	21010-40K30
<b>WPN-118</b>	21010-40K31
<b>WPN-707</b>	21010-ET00A
<b>WPN-905</b>	21010-EB30A
<b>WPS-001</b>	17400-50810
<b>WPS-001</b>	17400-50811
<b>WPS-001</b>	17400-50812
<b>WPS-001</b>	17400-50813
<b>WPS-001</b>	17400-58013
<b>WPS-001</b>	17400-61810
<b>WPS-001</b>	17400-70830
<b>WPS-001</b>	AZ01-15-010
<b>WPS-001</b>	AZ01-15-011
<b>WPS-001</b>	AZ01-15-012
<b>WPS-001</b>	AZ01-15-013
<b>WPS-001</b>	AZ12-15-010
<b>WPS-001</b>	AZ12-15-010A
<b>WPS-001</b>	AZ12-15-010B
<b>WPS-001</b>	AZ13-15-010
<b>WPS-001</b>	AZ13-15-010A
<b>WPS-002A</b>	17400-73001
<b>WPS-002A</b>	17400-73002
<b>WPS-002A</b>	17400-73012
<b>WPS-002A</b>	17400-73013
<b>WPS-002A</b>	17400-73810
<b>WPS-002A</b>	17400-73811
<b>WPS-002A</b>	17400-73812
<b>WPS-002A</b>	17400-73820
<b>WPS-002A</b>	17400-73870

AISIN No.	Genuine No.
<b>WPS-002A</b>	17400-78820
<b>WPS-002A</b>	17400-78821
<b>WPS-003</b>	17400-51810
<b>WPS-003</b>	17400-51811
<b>WPS-003</b>	17400-51812
<b>WPS-003</b>	ZZS0-15-010
<b>WPS-003</b>	ZZS0-15-010A
<b>WPS-003</b>	ZZS0-15-010B
<b>WPS-004A</b>	17400-82810
<b>WPS-004A</b>	17400-82811
<b>WPS-004A</b>	17400-82812
<b>WPS-004A</b>	17400-82830
<b>WPS-004A</b>	17400-82830-H
<b>WPS-004A</b>	17400-83810
<b>WPS-004A</b>	17400-83811
<b>WPS-004A</b>	17400-83812
<b>WPS-004A</b>	17400-83814
<b>WPS-004A</b>	17400-83815
<b>WPS-004A</b>	17400-83820
<b>WPS-004A</b>	17400-83820-H
<b>WPS-006A</b>	17400-60810
<b>WPS-006A</b>	17400-60811
<b>WPS-006A</b>	17400-60812
<b>WPS-006A</b>	17400-60813
<b>WPS-006A</b>	17400-60814
<b>WPS-006A</b>	17400-60815
<b>WPS-007A</b>	17400-82820
<b>WPS-007A</b>	17400-82821
<b>WPS-007A</b>	17400-82822
<b>WPS-007A</b>	17400-82823
<b>WPS-007A</b>	17400-82824
<b>WPS-007A</b>	17400-82840
<b>WPS-007A</b>	17400-82840-H
<b>WPS-007A</b>	17400-82850
<b>WPS-007A</b>	17400-82851
<b>WPS-007A</b>	17400-87820
<b>WPS-008</b>	17400-63200
<b>WPS-008</b>	17400-72020
<b>WPS-008</b>	17400-72021
<b>WPS-008</b>	17400-72801
<b>WPS-008</b>	17400-72810
<b>WPS-008</b>	17400-72811
<b>WPS-009</b>	17400-85810
<b>WPS-009</b>	17400-85820
<b>WPS-009</b>	17400-85821
<b>WPS-016</b>	17400-83840

AISIN No.	Genuine No.
<b>WPS-016</b>	17400-83841
<b>WPS-017</b>	17400-83003
<b>WPS-018</b>	17400-82632
<b>WPS-021</b>	17400-76810
<b>WPS-021</b>	1A00-15-010
<b>WPS-022</b>	17400-76820
<b>WPS-022</b>	1A04-15-010
<b>WPS-023</b>	17400-78860
<b>WPS-023</b>	1A03-15-010
<b>WPS-024</b>	17400-78880
<b>WPS-024</b>	1A06-15-010
<b>WPS-028</b>	17400-78850
<b>WPS-028</b>	17400-78851
<b>WPS-028</b>	1A01-15-010
<b>WPS-028</b>	1A01-15-010A
※ <b>WPS-030</b>	17400-81820
※ <b>WPS-032</b>	17400-84823
<b>WPS-033</b>	17400-61820
<b>WPS-034</b>	17400-69G00
<b>WPS-034</b>	17400-69G01
<b>WPS-035</b>	17400-76G70
<b>WPS-040</b>	17400-58826
<b>WPS-050</b>	17400-73833
<b>WPS-050</b>	17400-73834
<b>WPS-050</b>	1A61-15-010C
<b>WPS-051</b>	17400-76843
<b>WPS-052</b>	17400-83863
<b>WPS-052</b>	17400-83866
<b>WPS-052</b>	17400-83867
<b>WPS-053</b>	17400-65815
<b>WPS-053</b>	17400-65816
<b>WPS-053</b>	17400-65817
<b>WPS-053</b>	17400-65818
<b>WPS-053</b>	1A09-15-010D
<b>WPS-053</b>	1A09-15-010E
<b>WPS-053</b>	1A09-15-010F
<b>WPT-001</b>	16100-09092
<b>WPT-001</b>	16100-09102
<b>WPT-001</b>	16100-59155
<b>WPT-001</b>	16100-59255
<b>WPT-001</b>	16100-59256
<b>WPT-001</b>	16100-59257
<b>WPT-002</b>	16100-69205
<b>WPT-002</b>	16100-69206
<b>WPT-002</b>	16100-69335
<b>WPT-002</b>	16100-69455

TABLE-2



# Cross Reference (AISIN No.→Genuine No.)

※ : Components may slightly differ from GENUINE No.  
 ◇ : Complete Assembly Only.  
 & : Part No. requires additional components for installation.

AISIN No.	Genuine No.
<b>&amp; WPT-002</b>	16100-69305
<b>WPT-003A</b>	16110-15080
<b>WPT-003A</b>	16110-15085
<b>WPT-003A</b>	16110-19075
<b>WPT-003A</b>	16110-19076
<b>WPT-004</b>	16100-64H03
<b>WPT-004</b>	16100-69085
<b>WPT-004</b>	16100-69275
※ <b>WPT-004</b>	16100-64H00
※ <b>WPT-004</b>	16100-64H04
<b>WPT-004C</b>	16100-02082
<b>WPT-006</b>	16110-19107
<b>WPT-007A</b>	16100-39345
<b>WPT-007A</b>	16100-39346
<b>WPT-008A</b>	16110-15045
<b>WPT-008A</b>	16110-15046
<b>WPT-008A</b>	16110-15047
<b>WPT-008A</b>	16110-15050
<b>WPT-008A</b>	16110-19045
<b>WPT-008A</b>	16110-19046
<b>WPT-008A</b>	16110-19047
<b>WPT-009</b>	16100-79115
<b>WPT-009</b>	16100-79116
<b>&amp; WPT-009</b>	16100-79117
<b>WPT-010A</b>	16100-09040
<b>WPT-010A</b>	16110-09010
<b>WPT-010A</b>	16110-79025
<b>WPT-010A</b>	16110-79026
<b>WPT-010A</b>	16110-79045
※ <b>WPT-010</b>	16100-79075
<b>WPT-011A</b>	16100-19226
<b>WPT-012</b>	16100-79155
<b>WPT-013A</b>	16100-59135
<b>WPT-013A</b>	16100-59136
<b>WPT-013A</b>	16100-59137
<b>WPT-013A</b>	16100-59138
<b>WPT-013A</b>	16100-59139
<b>WPT-014</b>	16100-79165
<b>WPT-015</b>	16100-19235
<b>WPT-016A</b>	16100-76036
<b>WPT-016A</b>	16100-79035
<b>WPT-016A</b>	16100-79036
<b>WPT-016A</b>	16100-79037
<b>WPT-016A</b>	16100-79275
<b>WPT-017</b>	16100-39315
<b>WPT-017</b>	16100-39316

AISIN No.	Genuine No.
<b>WPT-017</b>	16100-39317
<b>WPT-017</b>	16110-38030
<b>WPT-017</b>	16110-38031
<b>WPT-017</b>	16110-38035
<b>WPT-017</b>	16110-39035
<b>WPT-017</b>	16110-49075
<b>WPT-018</b>	16110-19135
<b>WPT-018</b>	16110-19205
<b>WPT-019</b>	16100-59065
<b>WPT-019</b>	16100-59075
<b>WPT-019</b>	16100-59076
<b>WPT-020</b>	16100-61040
<b>WPT-020</b>	16100-61041
<b>WPT-021A</b>	16100-19055
<b>WPT-021A</b>	16100-19056
<b>WPT-021A</b>	16100-19165
<b>WPT-021A</b>	16100-19166
<b>WPT-021A</b>	16100-19175
<b>WPT-022</b>	16100-16106
<b>WPT-022</b>	16100-19105
<b>WPT-022</b>	16100-19106
<b>WPT-023</b>	16100-69325
<b>WPT-024A</b>	16100-19045
<b>WPT-024A</b>	16100-19046
<b>WPT-024A</b>	16100-19155
<b>WPT-024A</b>	16100-19156
<b>WPT-024A</b>	16100-19215
<b>WPT-024A</b>	16100-19216
<b>WPT-025</b>	16100-49755
<b>WPT-025</b>	16100-49756
<b>WPT-025</b>	16100-49805
<b>WPT-026</b>	16100-19075
<b>WPT-026</b>	16100-19076
<b>WPT-026</b>	16100-19077
<b>WPT-027</b>	16100-50010
<b>WPT-027</b>	16100-50012
<b>WPT-027</b>	16100-50013
<b>WPT-027</b>	16100-50014
<b>WPT-027</b>	16100-50020
<b>WPT-027</b>	16100-50021
<b>WPT-027</b>	16100-50022
<b>WPT-027</b>	16100-50023
<b>WPT-028</b>	16110-61081
<b>WPT-029</b>	16110-61180
※ <b>WPT-029</b>	16100-69155
※ <b>WPT-029</b>	16100-69156

AISIN No.	Genuine No.
※ <b>WPT-029</b>	16100-69195
※ <b>WPT-029</b>	16100-69196
<b>WPT-030</b>	16100-69225
<b>WPT-030</b>	16100-69475
<b>WPT-031</b>	16100-19015
<b>WPT-031</b>	16100-19016
<b>WPT-031</b>	16100-19017
<b>WPT-032</b>	16100-69345
<b>WPT-032</b>	16100-69485
<b>WPT-033A</b>	16100-19265
<b>WPT-033A</b>	16100-19305
<b>WPT-034</b>	16100-55010
<b>WPT-034</b>	16100-55011
<b>WPT-034</b>	16100-55020
<b>WPT-034</b>	16100-59235
<b>WPT-035</b>	16100-79015
<b>WPT-036</b>	16100-49415
<b>WPT-036</b>	16100-49416
<b>WPT-036</b>	16100-76006-71
<b>WPT-037</b>	16100-69115
<b>WPT-037</b>	16100-69245
<b>WPT-038</b>	16110-49095
<b>WPT-038</b>	16110-49096
<b>WPT-038</b>	16110-49097
<b>WPT-038</b>	16110-49105
<b>WPT-038</b>	16110-49125
<b>WPT-038</b>	16110-49126
※ <b>WPT-038</b>	16100-49825
※ <b>WPT-038</b>	16100-49826
※ <b>WPT-038</b>	16100-49845
※ <b>WPT-038</b>	16100-49846
※ <b>WPT-038</b>	16100-49847
<b>WPT-039</b>	16100-59175
<b>WPT-039</b>	16100-59176
<b>WPT-039</b>	16100-59265
<b>WPT-042</b>	16100-79265
<b>WPT-042</b>	16100-79455
<b>WPT-043</b>	16100-79145
<b>WPT-043</b>	16100-79146
<b>WPT-044</b>	16100-79245
<b>WPT-044</b>	16100-79255
<b>WPT-044</b>	16100-79445
<b>WPT-045</b>	16100-79025
<b>WPT-046A</b>	16100-19205
<b>WPT-047</b>	16100-59165
<b>WPT-047</b>	16100-59166

# Cross Reference (AISIN No.→Genuine No.)

※ : Components may slightly differ from GENUINE No.  
 ◇ : Complete Assembly Only.  
 & : Part No. requires additional components for installation.

AISIN No.	Genuine No.
<b>WPT-047</b>	16100-59245
<b>WPT-048</b>	16100-69405
<b>WPT-048</b>	16100-69406
<b>WPT-048</b>	16100-69407
<b>WPT-048</b>	16100-69408
<b>WPT-048</b>	16100-69535
<b>WPT-049</b>	16110-26020
<b>WPT-049</b>	16110-26021
<b>WPT-049</b>	16110-26022
<b>WPT-049</b>	16110-28010
<b>WPT-049</b>	16110-28020
<b>WPT-049</b>	16110-33010
<b>WPT-049</b>	16110-82010
※ <b>WPT-049</b>	16100-18010
※ <b>WPT-049</b>	16100-26020
※ <b>WPT-049</b>	16100-26021
※ <b>WPT-049</b>	16100-26022
※ <b>WPT-049</b>	16100-28010
※ <b>WPT-049</b>	16100-28020
<b>WPT-050</b>	16110-19125
※ <b>WPT-050</b>	16100-19245
<b>WPT-051</b>	16120-68010
<b>WPT-051</b>	16120-69010
<b>WPT-051</b>	16120-69015
※ <b>WPT-051</b>	16100-69035
※ <b>WPT-051</b>	16100-69036
※ <b>WPT-051</b>	16100-69037
※ <b>WPT-051</b>	16100-69039
<b>WPT-052</b>	16110-16010
<b>WPT-052</b>	16110-19155
※ <b>WPT-052</b>	16100-19095
<b>WPT-053</b>	16100-79065
<b>WPT-053</b>	16110-79065
<b>WPT-054</b>	16100-59145
<b>WPT-055</b>	16110-16020
<b>WPT-055</b>	16110-19165
※ <b>WPT-055</b>	16100-09020
※ <b>WPT-055</b>	16100-19115
<b>WPT-056</b>	16110-79035
<b>WPT-056</b>	16110-79105
<b>WPT-056</b>	16110-79115
※ <b>WPT-056</b>	16100-79125
※ <b>WPT-056</b>	16100-79126
※ <b>WPT-056</b>	16100-79175
<b>WPT-057</b>	16100-09070
<b>WPT-057</b>	16100-0A010

AISIN No.	Genuine No.
<b>WPT-057</b>	16100-29085
<b>WPT-058</b>	16100-59085
<b>WPT-059</b>	16100-69375
<b>WPT-059</b>	16100-69376
<b>WPT-059</b>	16100-69377
<b>WPT-060</b>	16110-79015
<b>WPT-060</b>	16110-79095
※ <b>WPT-060</b>	16100-79045
※ <b>WPT-060</b>	16100-79095
<b>WPT-061</b>	16100-69105
<b>WPT-061</b>	16100-69106
<b>WPT-061</b>	16100-69235
<b>WPT-062</b>	16100-39355
<b>WPT-062</b>	16100-39356
<b>WPT-063</b>	16110-61071
<b>WPT-063</b>	16110-61120
※ <b>WPT-063</b>	16100-61071
※ <b>WPT-063</b>	16100-61120
※ <b>WPT-063</b>	16100-61130
<b>WPT-064</b>	16120-34100
<b>WPT-064</b>	16120-34140
※ <b>WPT-064</b>	16110-34140
<b>WPT-065</b>	16120-45100
<b>WPT-065</b>	16120-45110
<b>WPT-065</b>	16120-49045
<b>WPT-065</b>	16120-49046
<b>WPT-065</b>	16120-49055
※ <b>WPT-065</b>	16100-49585
※ <b>WPT-065</b>	16100-49595
※ <b>WPT-065</b>	16100-49615
※ <b>WPT-065</b>	16100-49665
※ <b>WPT-065</b>	16100-49666
※ <b>WPT-065</b>	16100-49675
※ <b>WPT-065</b>	16100-49676
※ <b>WPT-065</b>	16100-49695
※ <b>WPT-065</b>	16100-49696
※ <b>WPT-065</b>	16100-49705
※ <b>WPT-065</b>	16100-49706
※ <b>WPT-065</b>	16100-49725
※ <b>WPT-065</b>	16100-49726
※ <b>WPT-065</b>	16110-41240
※ <b>WPT-065</b>	16110-41250
※ <b>WPT-065</b>	16110-49055
※ <b>WPT-065</b>	16110-49056
※ <b>WPT-065</b>	16110-49065
※ <b>WPT-065</b>	16110-49066

AISIN No.	Genuine No.
<b>WPT-066</b>	16110-15010
<b>WPT-066</b>	16110-19035
<b>WPT-066</b>	16110-19036
※ <b>WPT-066</b>	16100-19025
※ <b>WPT-066</b>	16100-19026
※ <b>WPT-066</b>	16100-19027
※ <b>WPT-066</b>	16100-19028
<b>WPT-067</b>	16100-59045
<b>WPT-067</b>	16100-59046
<b>WPT-067</b>	16100-59047
<b>WPT-067</b>	16100-59048
<b>WPT-067</b>	16100-59049
<b>WPT-067</b>	16100-59125
<b>WPT-067</b>	16100-59126
<b>WPT-067</b>	16100-59127
<b>WPT-067</b>	16100-59128
<b>WPT-067</b>	16100-59129
<b>WPT-067</b>	16100-59205
<b>WPT-067</b>	16100-59208
<b>WPT-067</b>	16100-59215
<b>WPT-068</b>	16100-49775
<b>WPT-068</b>	16100-49776
<b>WPT-069</b>	16110-34100
※ <b>WPT-069</b>	16100-39235
※ <b>WPT-069</b>	16100-39236
※ <b>WPT-069</b>	16100-39237
<b>WPT-070</b>	16100-39335
<b>WPT-070</b>	16100-39336
<b>WPT-071</b>	16110-61170
※ <b>WPT-071</b>	16100-69145
※ <b>WPT-071</b>	16100-69146
<b>WPT-072</b>	16100-19035
<b>WPT-072</b>	16100-19036
<b>WPT-072</b>	16100-19037
<b>WPT-073</b>	16100-59015
<b>WPT-073</b>	16100-59016
<b>WPT-073</b>	16100-59017
<b>WPT-073</b>	16100-59055
<b>WPT-074</b>	16100-59105
<b>WPT-075</b>	16100-49655
<b>WPT-075</b>	16100-49656
<b>WPT-075</b>	16100-49685
<b>WPT-076</b>	16100-39285
<b>WPT-077</b>	16100-39116
<b>WPT-078</b>	16110-19185
※ <b>WPT-078</b>	16100-16090

# Cross Reference (AISIN No.→Genuine No.)

※ : Components may slightly differ from GENUINE No.  
 ◇ : Complete Assembly Only.  
 & : Part No. requires additional components for installation.

AISIN No.	Genuine No.	AISIN No.	Genuine No.	AISIN No.	Genuine No.
<b>WPT-079</b>	16100-29045	※ <b>WPT-084</b>	16100-49496	<b>WPT-105</b>	16100-79136
<b>WPT-079</b>	16100-29046	※ <b>WPT-084</b>	16100-49497	<b>WPT-106</b>	16100-09170
<b>WPT-079</b>	16100-29047	※ <b>WPT-084</b>	16100-49505	<b>WPT-106</b>	16100-29095
<b>WPT-079</b>	16100-29048	※ <b>WPT-084</b>	16100-49506	<b>WPT-106</b>	16100-29175
<b>WPT-080</b>	16100-59185	※ <b>WPT-084</b>	16100-49515	<b>WPT-106</b>	16100-29415
<b>WPT-080</b>	16100-59186	※ <b>WPT-084</b>	16100-49787	<b>WPT-107A</b>	16110-19055
<b>WPT-080</b>	16100-59187	※ <b>WPT-084</b>	16110-41100	<b>WPT-107A</b>	16110-19065
<b>WPT-081</b>	16100-59095	※ <b>WPT-084</b>	16110-41110	<b>WPT-107A</b>	16110-19095
<b>WPT-081</b>	16100-59096	※ <b>WPT-084</b>	16110-41130	<b>WPT-107A</b>	16110-19105
<b>WPT-082</b>	16110-19195	※ <b>WPT-084</b>	16110-41131	<b>WPT-107A</b>	16110-19106
※ <b>WPT-082</b>	16100-19285	※ <b>WPT-084</b>	16110-41170	<b>WPT-108</b>	16100-09120
<b>WPT-083</b>	16110-49130	※ <b>WPT-084</b>	16110-45090	<b>WPT-108</b>	16100-15090
<b>WPT-083</b>	16110-49135	※ <b>WPT-084</b>	16110-49015	<b>WPT-108</b>	16100-19255
※ <b>WPT-083</b>	16100-49856	※ <b>WPT-084</b>	16110-49016	<b>WPT-108</b>	16100-19295
<b>WPT-084</b>	16120-34110	※ <b>WPT-084</b>	16110-49025	<b>WPT-108</b>	16100-19355
<b>WPT-084</b>	16120-41060	※ <b>WPT-084</b>	16110-49026	◇ <b>WPT-108</b>	16110-19145
<b>WPT-084</b>	16120-41110	※ <b>WPT-084</b>	16110-49035	◇ <b>WPT-108</b>	16110-19146
<b>WPT-084</b>	16120-41130	※ <b>WPT-084</b>	16110-49036	※ <b>WPT-108</b>	16110-19135
<b>WPT-084</b>	16120-41131	<b>WPT-085</b>	16100-25010	<b>WPT-109</b>	16100-69355
<b>WPT-084</b>	16120-41170	<b>WPT-085</b>	16100-25011	<b>WPT-109</b>	16100-69356
<b>WPT-084</b>	16120-42010	<b>WPT-085</b>	16100-25012	<b>WPT-109</b>	16100-69357
<b>WPT-084</b>	16120-42011	<b>WPT-086</b>	16100-88220	<b>WPT-110</b>	16100-49815
<b>WPT-084</b>	16120-42012	<b>WPT-086</b>	16100-88221	<b>WPT-110</b>	16100-49816
<b>WPT-084</b>	16120-45030	<b>WPT-087</b>	16110-88260	<b>WPT-110</b>	16100-49835
<b>WPT-084</b>	16120-45080	※ <b>WPT-087</b>	16100-88260	<b>WPT-110</b>	16100-49836
<b>WPT-084</b>	16120-49015	<b>WPT-090</b>	16110-19025	<b>WPT-110</b>	16100-49838
<b>WPT-084</b>	16120-49025	<b>WPT-090</b>	16110-19026	◇ <b>WPT-110</b>	16110-49115
<b>WPT-084</b>	16120-49036	※ <b>WPT-090</b>	16100-19086	◇ <b>WPT-110</b>	16110-49116
<b>WPT-084</b>	16120-49065	※ <b>WPT-096</b>	16100-64H01	<b>WPT-111</b>	16100-29155
<b>WPT-084</b>	16120-49080	※ <b>WPT-096</b>	16100-64H05	<b>WPT-111</b>	16100-29156
※ <b>WPT-084</b>	16100-45080	<b>WPT-097</b>	16110-63010	<b>WPT-111</b>	16100-29157
※ <b>WPT-084</b>	16100-49015	<b>WPT-097</b>	16110-69035	<b>WPT-111</b>	16100-29205
※ <b>WPT-084</b>	16100-49016	<b>WPT-097</b>	16110-69036	<b>WPT-111</b>	16100-29206
※ <b>WPT-084</b>	16100-49066	<b>WPT-097</b>	16110-69037	<b>WPT-112</b>	16100-78285
※ <b>WPT-084</b>	16100-49365	※ <b>WPT-097</b>	16100-39075	<b>WPT-112</b>	16100-79285
※ <b>WPT-084</b>	16100-49395	※ <b>WPT-097</b>	16100-39076	<b>WPT-113</b>	16110-69045
※ <b>WPT-084</b>	16100-49405	※ <b>WPT-097</b>	16100-69075	<b>WPT-115</b>	16100-69365
※ <b>WPT-084</b>	16100-49406	※ <b>WPT-097</b>	16100-69076	<b>WPT-116</b>	16100-49875
※ <b>WPT-084</b>	16100-49435	<b>WPT-098</b>	16100-69215	<b>WPT-116</b>	16100-49876
※ <b>WPT-084</b>	16100-49436	<b>WPT-099</b>	16100-69385	<b>WPT-116</b>	16100-49877
※ <b>WPT-084</b>	16100-49465	<b>WPT-099</b>	16100-69495	<b>WPT-117</b>	16100-29115
※ <b>WPT-084</b>	16100-49475	<b>WPT-100</b>	16100-69395	<b>WPT-117</b>	16100-29116
※ <b>WPT-084</b>	16100-49485	<b>WPT-100</b>	16100-69396	<b>WPT-117</b>	16100-29117
※ <b>WPT-084</b>	16100-49486	<b>WPT-103</b>	16120-23010	<b>WPT-117</b>	16100-97404
※ <b>WPT-084</b>	16100-49487	<b>WPT-103</b>	16120-76001-71	<b>WPT-117</b>	16100-97411
※ <b>WPT-084</b>	16100-49495	<b>WPT-105</b>	16100-79135	<b>WPT-117</b>	16100-B9010



# Cross Reference (AISIN No.→Genuine No.)

※ : Components may slightly differ from GENUINE No.  
 ◇ : Complete Assembly Only.  
 & : Part No. requires additional components for installation.

AISIN No.	Genuine No.	AISIN No.	Genuine No.	AISIN No.	Genuine No.
<b>WPT-118</b>	16100-29185	<b>WPT-146</b>	16100-39485	<b>WPT-513</b>	16103-23010
<b>WPT-120</b>	16100-29135	<b>WPT-146</b>	16100-39486	<b>WPT-514</b>	16120-96151
<b>WPT-121</b>	16100-49867	<b>WPT-147</b>	16100-96052	<b>WPT-515</b>	16120-96007
<b>WPT-121</b>	16100-49868	<b>WPT-148</b>	16100-78003-71	<b>WPT-516</b>	16120-96005
<b>WPT-121</b>	16100-80009	<b>WPT-149</b>	16100-78005-71	<b>WPT-541</b>	16100-78205-71
<b>WPT-122</b>	16100-19275	<b>WPT-150</b>	16100-69255	<b>WPT-544</b>	16100-78206-71
<b>WPT-122</b>	16100-19276	<b>WPT-151</b>	16100-79127	<b>WPT-545</b>	16100-78201-71
<b>WPT-123</b>	16100-69315	<b>WPT-155</b>	16100-49156	<b>WPT-546</b>	16100-78159-71
<b>WPT-124</b>	16100-49148	<b>WPT-155</b>	16110-49155	<b>WPT-547</b>	16100-78160-71
<b>WPT-124</b>	16110-49145	<b>WPT-155</b>	16110-49156	<b>WPT-548</b>	16100-78360-71
<b>WPT-124</b>	16110-49146	<b>WPT-157</b>	16100-39395	<b>WPT-549</b>	16100-78102-71
<b>WPT-124</b>	16110-49147	<b>WPT-158</b>	16100-19285	<b>WPT-550</b>	16100-78701-71
<b>WPT-124</b>	16110-49148	<b>WPT-159</b>	16100-49855	<b>WPT-551</b>	16100-78121-71
<b>WPT-125</b>	16100-59275	<b>WPT-159</b>	16100-49856	<b>WPT-800</b>	16100-0F010
<b>WPT-125</b>	16100-59276	<b>WPT-164</b>	16100-40110	<b>WPT-803</b>	16100-09440
<b>WPT-126</b>	16100-64H06	<b>WPT-164</b>	16100-80005	<b>WPT-803</b>	16100-09441
<b>WPT-126</b>	16100-69295	<b>WPT-168</b>	16100-80008	<b>WPT-804</b>	16100-09491
<b>WPT-126</b>	16100-69296	<b>WPT-168</b>	16100-80011	<b>WPT-804</b>	16100-0S010
<b>WPT-126</b>	16100-69297	<b>WPT-169</b>	16100-39545	<b>WPT-805</b>	16100-09515
<b>WPT-126</b>	16100-69298	<b>WPT-171</b>	16100-59295	<b>WPTK-010</b>	16100-79075
<b>WPT-126</b>	16100-69425	<b>WPT-180</b>	16100-39525	<b>WPTK-010</b>	16100-79185
<b>WPT-126</b>	16100-69435	<b>WPT-181</b>	16100-80004	<b>WPTK-010</b>	16100-79186
※ <b>WPT-126</b>	16100-64H02	<b>WPT-181</b>	16100-80010	<b>WPTS-001</b>	16100-09260
※ <b>WPT-126</b>	16100-64H07	<b>WPT-184</b>	16100-39535	<b>WPTS-005</b>	16100-09102
<b>WPT-127</b>	16100-79225	<b>WPT-184</b>	16100-39536	<b>WPTS-006</b>	16100-09180
<b>WPT-127</b>	16100-79226	<b>WPT-186</b>	16100-80007	<b>WPTS-006</b>	16100-09181
<b>WPT-129</b>	16100-28040	<b>WPT-186</b>	16100-80001	<b>WPTS-007</b>	16100-09460
<b>WPT-129</b>	16100-28041	<b>WPT-186</b>	16100-80003	<b>WPTS-007</b>	16100-0C010
<b>WPT-131</b>	16100-69415	<b>WPT-187</b>	16100-39506	<b>WPW-001</b>	14501-7721
<b>WPT-132</b>	16100-29195	<b>WPT-189</b>	16100-49A05	<b>WPW-002</b>	6213-610-004-2F
<b>WPT-132</b>	16100-29196	<b>WPT-190</b>	161A0-29015	<b>WPW-002</b>	6213-610-004-3H
<b>WPT-134</b>	16100-39425	<b>WPT-190</b>	161A0-39015	<b>WPW-002</b>	6213-610-004-4K
<b>WPT-134</b>	16100-39426	<b>WPT-195</b>	16100-39565	<b>WPW-002</b>	6213-610-004-5L
<b>WPT-136</b>	16100-39405	<b>WPT-196</b>	16100-39496	<b>WPW-003</b>	6213-610-011-1D
<b>WPT-136</b>	16100-39406	<b>WPT-501</b>	16100-78300-71	<b>WPW-003</b>	6213-610-011-2E
<b>WPT-137</b>	16100-39435	<b>WPT-502</b>	16100-78200-71	<b>WPW-004</b>	6213-610-005-4I
<b>WPT-137</b>	16100-39436	<b>WPT-504</b>	16100-78154-71	<b>WPW-004</b>	6213-610-005-5J
<b>WPT-138</b>	16100-69156	<b>WPT-505</b>	16100-10940-71	<b>WPW-005</b>	6213-610-009-5N
<b>WPT-140</b>	16100-39465	<b>WPT-505</b>	16120-10940-71	<b>WPW-005</b>	6213-610-009-6O
<b>WPT-140</b>	16100-39466	<b>WPT-506</b>	16100-78202-71	<b>WPW-006</b>	145016911
<b>WPT-141</b>	16100-19325	<b>WPT-507</b>	16100-10941-71	<b>WPW-007</b>	14501-7082
<b>WPT-142</b>	16100-39455	<b>WPT-508</b>	16100-78701-71	<b>WPW-008</b>	14501-7390
<b>WPT-142</b>	16100-39456	<b>WPT-509</b>	16100-23040-71	<b>WPW-009</b>	14501-7742
<b>WPT-143</b>	16100-59365	<b>WPT-510</b>	16100-78203-71	<b>WPW-010</b>	14501-7840
<b>WPT-145</b>	16100-29495	<b>WPT-511</b>	16100-78156-71	<b>WPW-011</b>	121023-42100
<b>WPT-145</b>	16100-29496	<b>WPT-511</b>	16100-78157-71	<b>WPW-012</b>	119626-42011

TABLE-2

# Cross Reference (AISIN No.→Genuine No.)

※ : Components may slightly differ from GENUINE No.  
 ◇ : Complete Assembly Only.  
 & : Part No. requires additional components for installation.

AISIN No.	Genuine No.
<b>WPZ-001</b>	8AB3-15-010
<b>WPZ-001</b>	8AB3-15-010B
<b>WPZ-001</b>	8AB4-15-010
<b>WPZ-001</b>	8AB4-15-010A
<b>WPZ-001</b>	8AB7-15-010
<b>WPZ-001</b>	8AD2-15-010
<b>WPZ-001</b>	8AD2-15-010A
<b>WPZ-001</b>	B301-15-010
<b>WPZ-001</b>	B33G-15-010
<b>WPZ-001</b>	B3C7-15-010
<b>WPZ-001</b>	B3C7-15-010A
<b>WPZ-001</b>	B3C7-15-010B
<b>WPZ-001</b>	B630-15-010
<b>WPZ-001</b>	B630-15-010D
<b>WPZ-002</b>	21010-HC400
<b>WPZ-002</b>	21010-HC425
<b>WPZ-002</b>	21010-HC426
<b>WPZ-002</b>	21010-HC427
<b>WPZ-002</b>	21010-J2004
<b>WPZ-002</b>	21011-HC400
<b>WPZ-002</b>	8AH2-15-010
<b>WPZ-002</b>	8AH2-15-010A
<b>WPZ-002</b>	8AH2-15-010B
<b>WPZ-002</b>	8AH4-15-010
<b>WPZ-002</b>	8AK1-15-010
<b>WPZ-002</b>	8AK1-15-010A
<b>WPZ-002</b>	8AS6-15-010
<b>WPZ-002</b>	8AS6-15-010A
<b>WPZ-002</b>	E92Z-8501A
<b>WPZ-002</b>	F02Z-8501A
<b>WPZ-002</b>	FEMJ-15-100
<b>WPZ-002</b>	MQ906188
<b>WPZ-003</b>	8AB5-15-010
<b>WPZ-003</b>	8AB5-15-010A
<b>WPZ-003</b>	8AB8-15-010
<b>WPZ-003</b>	8ABS-15-010
<b>WPZ-003</b>	8AD1-15-010
<b>WPZ-003</b>	B660-15-010B
<b>WPZ-003</b>	B660-15-010C
<b>WPZ-003</b>	B660-15-010E
<b>WPZ-004</b>	8AW2-15-100
<b>WPZ-004</b>	8AW2-15-100A
<b>WPZ-004</b>	8AW4-15-100
<b>WPZ-004</b>	8AW4-15-100A
<b>WPZ-004</b>	8AW8-15-100
<b>WPZ-004</b>	9AW2-15-100

AISIN No.	Genuine No.
<b>WPZ-004</b>	SLA1-15-100A
<b>WPZ-004</b>	SLE1-15-100
<b>WPZ-005</b>	8AW1-15-100
<b>WPZ-005</b>	8AW1-15-100A
<b>WPZ-005</b>	8AW3-15-100
<b>WPZ-005</b>	8AW3-15-100A
<b>WPZ-005</b>	8AW3-15-100B
<b>WPZ-005</b>	SE01-15-100
<b>WPZ-005</b>	SEA1-15-100
<b>WPZ-005</b>	SEA1-15-100B
<b>WPZ-006</b>	8AB1-15-010
<b>WPZ-006</b>	8AB2-15-010
<b>WPZ-006</b>	8ABT-15-010A
<b>WPZ-006</b>	E301-15-010A
<b>WPZ-006</b>	E301-15-010B
<b>WPZ-006</b>	E301-15-010C
<b>WPZ-006</b>	E301-15-010D
<b>WPZ-006</b>	E301-15-010F
<b>WPZ-006</b>	E5B6-15-010
<b>WPZ-006</b>	E5B6-15-010A
<b>WPZ-006</b>	E5B6-15-010B
<b>WPZ-016</b>	8AB9-15-010
<b>WPZ-016</b>	8AB9-15-010A
<b>WPZ-016</b>	PN40-15-010
<b>WPZ-022</b>	8AK3-15-010B
<b>WPZ-043</b>	4S4G-8501-AC
<b>WPZ-043</b>	L327-15-100
<b>WPZ-043</b>	L327-15-100A
<b>WPZ-043</b>	LF01-15-100
<b>WPZ-043</b>	LF94-15-100
<b>WPZ-043</b>	LF94-15-100A

## Cross Reference (AISIN No.→Genuine No.)

※ : Components may slightly differ from GENUINE No.  
◇ : Complete Assembly Only.  
& : Part No. requires additional components for installation.

AISIN No.	Genuine No.	Remarks
◇WQT-001	G9040-52010	Electric Water Pump for Inverter
◇WQT-002	G9040-33030	

# Cross Reference (GMB No.→AISIN No.)

※ : Components may slightly differ from GENUINE No.  
 ◇ : Complete Assembly Only.  
 & : Part No. requires additional components for installation.

GMB No.	Genuine No.	AISIN No.	GMB No.	Genuine No.	AISIN No.	GMB No.	Genuine No.	AISIN No.
GWD-11A	16100-87303		GWD-36A	16100-87248	<b>WPD-001</b>	GWHO-07A	19200-PC0-010	
GWD-12A	16100-87501		GWD-36A	16100-87283	<b>WPD-001</b>	GWHO-07A	19200-PE8-600	
GWD-12A	16100-87502		GWD-36A	16100-87287	<b>WPD-001</b>	GWHO-08A	19200-PA6-000	
GWD-12A	16100-87503		GWD-36A	16100-B9210	<b>WPD-001</b>	GWHO-08A	19200-PA6-010	
GWD-12A	16100-87504		GWD-37A	16100-87509	<b>WPD-003</b>	GWHO-08A	19200-PA6-020	
GWD-13A	16100-59016	<b>WPT-073</b>	GWD-37A	16100-87590	<b>WPD-003</b>	GWHO-08A	19200-PA6-030	
GWD-13A	16100-59017	<b>WPT-073</b>	GWD-38A	16100-87510	<b>WPD-004</b>	GWHO-08A	19200-PC 1-000	
GWD-14A	16100-87304		GWD-38A	16100-87591	<b>WPD-004</b>	GWHO-08A	19200-PC 1-080	
GWD-14A	16100-87305		GWD-39A	16100-87505	<b>WPD-008</b>	GWHO-10A	19200-689-030	
GWD-14A	16100-87306		GWD-39A	16100-87507	<b>WPD-008</b>	GWHO-10A	19200-689-040	
GWD-14A	16100-87307		GWD-39A	16100-87592	<b>WPD-008</b>	GWHO-10A	19200-689-335	
GWD-14A	16100-87308		GWD-40A	16100-87508	<b>WPD-038</b>	GWHO-10A	19200-PB2-000	
GWD-14A	16100-87309		GWD-40AMH	16100-87249		GWHO-10A	19200-PB2-010	
GWD-14A	16100-87380		GWD-41A	16100-87251		GWHO-11A	19200-PA1-000	
GWD-15A	16100-87701		GWD-41A	16102-87202		GWHO-11A	19200-PA1-010	
GWD-15A	16100-87705		GWD-41A	16102-87205		GWHO-11A	19200-PA1-020	
GWD-15A	16100-87706		GWD-41AMH	16100-87230		GWHO-11A	19200-PA1-030	
GWD-16A	16100-87702		GWD-41AMH	16100-87246		GWHO-12AP	19110-671-325	
GWD-16A	16100-87780		GWD-42A	16100-87204	<b>WPD-023</b>	GWHO-12AP	19110-671-335	
GWD-16A	16100-87781		GWD-42A	16100-97213		GWHO-13AP	19110-634-325	
GWD-16A	16102-87780		GWD-42AMH	16100-97231		GWHO-13AP	19110-634-335	
GWD-17A	16100-87726	<b>WPD-009</b>	GWD-43A	16100-97214		GWHO-13AP	19110-634-365	
GWD-17A	16100-87787	<b>WPD-009</b>	GWD-47AL	16100-B9190	<b>WPD-025</b>	GWHO-13AP	19110-634-375	
GWD-17A	16100-87796	<b>WPD-009</b>	GWD-48A	16100-B9100	<b>WPD-024</b>	GWHO-14AP	19110-673-325	
GWD-25A	16100-87782	<b>WPD-010</b>	GWD-49AMH	16100-87506	<b>WPD-038</b>	GWHO-14AP	19110-673-335	
GWD-25A	16100-87784	<b>WPD-010</b>	GWD-52AMH	16100-B9120		GWHO-15AP	19110-657-325	
GWD-25A	16100-87789	<b>WPD-010</b>	GWD-55A	16100-B9450		GWHO-15AP	19110-657-335	
GWD-26A	16100-87707		GWHO-01AP	19100-5R0-003		GWHO-15AP	19110-657-375	
GWD-26A	16100-87788		GWHO-01AP	19110-634-305		GWHO-16AP	19110-689-325	
GWD-27A	16100-87786	<b>WPD-007</b>	GWHO-02A	19200-673-000	<b>WPH-026</b>	GWHO-16AP	19110-689-335	
GWD-27A	16100-87795	<b>WPD-007</b>	GWHO-02A	19200-673-010		GWHO-18A	19200-PE9-405	<b>WPH-026</b>
GWD-28A	16100-87381		GWHO-02A	19200-673-336		GWHO-21A	19200-PC6-000	<b>WPH-012</b>
GWD-28A	16100-87382		GWHO-03A	19200-634-000		GWHO-21A	19200-PD2-000	<b>WPH-012</b>
GWD-28A	16100-87383		GWHO-03A	19200-634-335		GWHO-21A	19200-PD2-660	<b>WPH-012</b>
GWD-29A	16100-87280	<b>WPD-002</b>	GWHO-03A	19200-634-670		GWHO-21A	19200-PD6-000	<b>WPH-012</b>
GWD-29A	16100-87281	<b>WPD-002</b>	GWHO-03A	19200-634-671		GWHO-22A	19200-PE0-010	<b>WPH-014</b>
GWD-29A	16100-87286	<b>WPD-002</b>	GWHO-04A	19200-657-010		GWHO-23A	19200-PH1-000	<b>WPH-003</b>
GWD-30A	16100-87580	<b>WPD-005</b>	GWHO-04A	19200-657-020		GWHO-23A	19200-PH1-020	
GWD-30A	16100-87582	<b>WPD-005</b>	GWHO-04A	19200-657-030		GWHO-23A	19200-PH1-505	<b>WPH-003</b>
GWD-30A	16100-87586	<b>WPD-005</b>	GWHO-05A	19200-671-010		GWHO-24A	19200-PG6-000	<b>WPH-013</b>
GWD-31A	16100-87581	<b>WPD-006</b>	GWHO-05A	19200-671-020		GWHO-25A	19200-PH7-003	<b>WPH-008</b>
GWD-31A	16100-87583	<b>WPD-006</b>	GWHO-05A	19200-671-335		GWHO-26A	19200-PM3-003	<b>WPH-002</b>
GWD-31A	16100-87587	<b>WPD-006</b>	GWHO-06A	19200-689-000		GWHO-26A	19200-PM3-004	<b>WPH-002</b>
GWD-32A	16100-87182		GWHO-06A	19200-689-010		GWHO-26A	19200-PO1-003	
GWD-32A	16100-87184		GWHO-06A	19200-689-020		GWHO-27A	19200-PR4-003	<b>WPH-005</b>
GWD-33A	16100-87394	<b>WPD-011</b>	GWHO-07A	19200-PA0-000		GWHO-27A	19200-PR4-013	<b>WPH-005</b>
GWD-34A	16100-87790	<b>WPD-013</b>	GWHO-07A	19200-PA0-010		GWHO-28A	19200-POB-A01	
GWD-34A	16100-87797	<b>WPD-013</b>	GWHO-07A	19200-PA0-700		GWHO-28A	19200-PT0-003	<b>WPH-001</b>
GWD-35A	16100-87109		GWHO-07A	19200-PA5-000		GWHO-28A	19200-PT0-013	<b>WPH-001</b>
GWD-35A	16100-87183		GWHO-07A	19200-PA5-010		GWHO-28A	5-86000-346-6	<b>WPH-001</b>
GWD-35A	16100-87185		GWHO-07A	19200-PA5-700		GWHO-28A	5-86007-713-3	<b>WPH-001</b>
GWD-36A	16100-87244	<b>WPD-001</b>	GWHO-07A	19200-PC0-000		GWHO-29A	19200-PK2-000	<b>WPH-016</b>

# Cross Reference (GMB No.→AISIN No.)

※ : Components may slightly differ from GENUINE No.  
 ◇ : Complete Assembly Only.  
 & : Part No. requires additional components for installation.

GMB No.	Genuine No.	AISIN No.	GMB No.	Genuine No.	AISIN No.	GMB No.	Genuine No.	AISIN No.
GWHO-30A	19200-PH3-000	<b>WPH-023</b>	GWIS-13A	9-13610-273-0		GWIS-25A	8-94140-341-2	<b>WPG-021A</b>
GWHO-31A	19200-PH9-003		GWIS-13A	9-13610-279-0		GWIS-25A	8-94310-251-0	<b>WPG-021A</b>
GWHO-31A	19200-PH9-405		GWIS-13A	9-13610-318-0		GWIS-25A	8-94376-844-0	<b>WPG-021A</b>
GWHO-32A	19200-P08-004	<b>WPH-006</b>	GWIS-13A	9-13610-319-1		GWIS-25A	8-94376-851-0	<b>WPG-021A</b>
GWHO-33A	19200-P13-000		GWIS-13A	9-13611-094-0		GWIS-25A	8-94379-472-0	<b>WPG-021A</b>
GWHO-34A	19200-P14-A00		GWIS-14A	5-13610-105-5		GWIS-25A	8-94419-461-2	<b>WPG-021A</b>
GWHO-34A	19200-P14-A01		GWIS-14A	9-13610-105-0		GWIS-25A	8-94461-173-0	<b>WPG-021A</b>
GWHO-35A	19200-PY3-000		GWIS-14A	9-13610-423-0		GWIS-25A	8-97018-560-0	<b>WPG-021A</b>
GWHO-35A	19200-PY3-010		GWIS-14A	9-13617-637-1		GWIS-25A	8-97376-851-0	<b>WPG-021A</b>
GWHO-36A	19200-PY3-A00		GWIS-15A	5-13610-012-1		GWIS-26A	8-94232-082-1	
GWHO-37A	19200-PE0-515	<b>WPH-010</b>	GWIS-15A	9-13617-608-0		GWIS-26A	8-94232-082-2	
GWHO-37A	19200-PE0-660	<b>WPH-010</b>	GWIS-16A	5-13610-150-0	<b>WPG-006</b>	GWIS-26A	8-94332-920-0	
GWHO-37A	19200-PE0-661	<b>WPH-010</b>	GWIS-16A	5-13610-187-0	<b>WPG-006</b>	GWIS-26A	8-94376-848-0	
GWHO-39A	19200-P2A-003	<b>WPH-011A</b>	GWIS-16A	8-94176-989-0	<b>WPG-006</b>	GWIS-26A	8-94376-848-8	
GWHO-39A	19200-P2A-004	<b>WPH-011A</b>	GWIS-16A	8-97376-843-0	<b>WPG-006</b>	GWIS-27A	T-K4576	
GWHO-40A	19200-P75-003	<b>WPH-047</b>	GWIS-17A	5-13610-009-0		GWIS-28A	8-94117-501-1	<b>WPG-014</b>
GWHO-41A	19200-P36-000	<b>WPH-033</b>	GWIS-17A	5-13610-027-0		GWIS-28A	8-94118-353-0	<b>WPG-014</b>
GWHO-41A	19200-PZ3-000	<b>WPH-033</b>	GWIS-17A	5-13610-041-3		GWIS-28A	8-94118-501-0	<b>WPG-014</b>
GWHO-42A	19200-PN3-013		GWIS-17A	8-94376-865-0		GWIS-28A	8-94118-501-1	<b>WPG-014</b>
GWHO-43A	19200-679-003		GWIS-17A	9-13617-636-2		GWIS-28A	8-97010-201-0	<b>WPG-014</b>
GWHO-43A	19200-679-013	<b>WPH-026</b>	GWIS-17A	9-13617-801-0		GWIS-29A	8-94155-065-0	
GWHO-43A	19200-679-023	<b>WPH-026</b>	GWIS-19A	8-94136-076-0		GWIS-29A	8-94155-065-5	
GWHO-43A	19200-679-033	<b>WPH-026</b>	GWIS-19A	8-94136-167-0		GWIS-29A	8-94332-922-0	
GWHO-43A	19200-679-043	<b>WPH-026</b>	GWIS-19A	8-94224-456-0		GWIS-29A	8-94332-922-2	
GWHO-43A	19200-679-053	<b>WPH-026</b>	GWIS-19A	8-94240-089-0		GWIS-29A	8-94376-850-0	
GWHO-43A	19200-PE9-003	<b>WPH-026</b>	GWIS-19A	8-94240-089-9		GWIS-29A	8-97021-775-0	
GWHO-43A	19200-PE9-013	<b>WPH-026</b>	GWIS-19A	8-94240-378-0		GWIS-29A	8-97021-775-5	
GWHO-43A	19200-PE9-305		GWIS-19A	8-97010-200-0		GWIS-29A	8-97084-505-5	
GWHO-44A	19200-P1R-003	<b>WPH-004</b>	GWIS-19F	8-94232-347-0		GWIS-30A	8-94109-591-0	<b>WPG-020</b>
GWHO-50A	19200-RBB-013		GWIS-20A	5-13610-124-1	<b>WPG-004</b>	GWIS-30A	8-94109-591-1	
GWHO-50A	19200-RFE-003	<b>WPH-058</b>	GWIS-20A	5-13610-174-0	<b>WPG-004</b>	GWIS-30A	8-94376-866-6	
GWHO-62A	19200-RBC-003		GWIS-20A	8-94120-768-0	<b>WPG-004</b>	GWIS-31A	8-64332-638-0	
GWHO-63A	19200-RZP-003		GWIS-20A	8-94120-768-8	<b>WPG-004</b>	GWIS-31A	8-94174-226-2	
GWIS-01A	8-94202-477-1	<b>WPG-019</b>	GWIS-20A	8-94239-649-0	<b>WPG-004</b>	GWIS-31A	8-94376-847-0	
GWIS-01A	8-94202-477-7		GWIS-20A	8-94239-649-9	<b>WPG-004</b>	GWIS-31A	8-94376-847-7	
GWIS-01A	8-94224-894-0	<b>WPG-019</b>	GWIS-20A	8-94251-251-0	<b>WPG-004</b>	GWIS-31A	8-97021-774-0	
GWIS-01A	8-94224-894-4		GWIS-20A	8-94376-837-0	<b>WPG-004</b>	GWIS-31A	8-97021-774-4	
GWIS-10A	5-13610-038-2		GWIS-20A	8-94376-837-7	<b>WPG-004</b>	GWIS-31A	8-97021-774-3	
GWIS-10A	5-13610-038-3		GWIS-20A	8-94376-859-9	<b>WPG-004</b>	GWIS-31A	8-97081-623-3	
GWIS-10A	5-13610-179-2		GWIS-20A	8-94376-859-9	<b>WPG-004</b>	GWIS-32A	8-97031-473-0	
GWIS-10A	5-94376-864-0		GWIS-20F	16210-5110		GWIS-32A	8-97031-473-3	
GWIS-10A	8-94376-832-0		GWIS-20F	8-94244-409-0		GWIS-32A	8-97360-200-0	
GWIS-10A	9-13610-265-0		GWIS-21F	1-21650-062-0		GWIS-33A	8-97031-472-0	
GWIS-10A	9-13610-323-0		GWIS-21F	1-21650-159-0		GWIS-33A	8-97031-472-2	
GWIS-10A	9-13610-417-0		GWIS-22A	8-64332-637-0		GWIS-34A	8-97061-280-Z	
GWIS-10A	9-13610-605-0		GWIS-22A	8-94146-326-0		GWIS-34A	8-97125-975-5	
GWIS-10A	9-13617-605-0		GWIS-22A	8-94376-846-0		GWIS-34A	8-97125-975-Z	
GWIS-10A	9-13617-635-0		GWIS-22A	8-97021-773-0		GWIS-35A	8-94129-554-4	<b>WPG-002</b>
GWIS-13A	8-94376-864-0		GWIS-23A	5-13610-172-0		GWIS-35A	8-94129-554-Z	<b>WPG-002</b>
GWIS-13A	9-13610-122-0		GWIS-23A	5-13610-178-0		GWIS-35A	8-94372-119-9	<b>WPG-002</b>
GWIS-13A	9-13610-149-0		GWIS-23A	8-94104-755-0		GWIS-35A	8-94372-119-Z	
GWIS-13A	9-13610-164-0		GWIS-23A	8-94241-525-0		GWIS-35A	8-94376-853-3	<b>WPG-002</b>
			GWIS-25A	21010-89TA5		GWIS-35A	8-94376-853-Z	<b>WPG-002</b>



# Cross Reference (GMB No.→AISIN No.)

※ : Components may slightly differ from GENUINE No.  
 ◇ : Complete Assembly Only.  
 & : Part No. requires additional components for installation.

GMB No.	Genuine No.	AISIN No.	GMB No.	Genuine No.	AISIN No.	GMB No.	Genuine No.	AISIN No.
GWIS-35A	8-94379-924-4	<b>WPG-002</b>	GWIS-43A	8-97028-595-Z		GWM-33A	ME015040	<b>WPM-008</b>
GWIS-35A	8-94379-924-Z	<b>WPG-002</b>	GWIS-44A	8-97167-554-4		GWM-33A	ME015045	<b>WPM-008</b>
GWIS-35A	8-94439-850-Z	<b>WPG-002</b>	GWIS-45A	8-94461-173-3		GWM-34A	AD077219	
GWIS-35A	8-97018-556-Z	<b>WPG-002</b>	GWIS-45A	8-97062-796-6		GWM-35A	MD997124	
GWIS-35A	8-97021-171-Z	<b>WPG-002</b>	GWIS-45A	8-97105-012-2		GWM-36A	MD076245	
GWIS-36A	8-94387-613-0	<b>WPG-003</b>	GWM-01A	K485050-0		GWM-37A	MD997157	
GWIS-36A	8-94405-039-9	<b>WPG-003</b>	GWM-01A	MD001300		GWM-37A	MD997158	<b>WPM-022</b>
GWIS-36A	8-94411-901-1	<b>WPG-003</b>	GWM-02A	K435080		GWM-37A	MD997178	
GWIS-36A	8-94415-090-0		GWM-02A	MD011300		GWM-38A	MD997119	
GWIS-36A	8-94415-090-1	<b>WPG-003</b>	GWM-12A	MD009000	<b>WPM-006</b>	GWM-39A	MD664616	
GWIS-36A	8-94471-469-0	<b>WPG-003</b>	GWM-12A	MD997077	<b>WPM-006</b>	GWM-39A	MD972001	<b>WPM-002A</b>
GWIS-36A	8-94471-469-9	<b>WPG-003</b>	GWM-13A	MD021490		GWM-39A	MD997150	<b>WPM-002A</b>
GWIS-36A	8-94471-470-0	<b>WPG-003</b>	GWM-13A	MD997082		GWM-39A	MD997618	<b>WPM-002A</b>
GWIS-37A	5-13610-184-0	<b>WPG-005</b>	GWM-13F	MD021502		GWM-40A	MD972003	<b>WPM-014</b>
GWIS-37A	5-13610-184-1	<b>WPG-005</b>	GWM-14A	MD030751		GWM-40A	MD980000	<b>WPM-014</b>
GWIS-37A	5-13616-184-0	<b>WPG-005</b>	GWM-15A	MD008431		GWM-40A	MD997244	<b>WPM-014</b>
GWIS-37A	8-94239-851-0	<b>WPG-005</b>	GWM-16A	MD030750		GWM-40A	MD997634	<b>WPM-013</b>
GWIS-37A	8-94376-854-0	<b>WPG-005</b>	GWM-16A	MD997075		GWM-42A	MD129490	
GWIS-37A	8-94376-857-0	<b>WPG-005</b>	GWM-17A	MD030863	<b>WPM-001A</b>	GWM-43A	MD117633	
GWIS-37A	8-94439-851-2	<b>WPG-005</b>	GWM-17A	MD997076	<b>WPM-001A</b>	GWM-43A	MD997402	<b>WPM-049</b>
GWIS-37A	8-94439-875-0	<b>WPG-005</b>	GWM-17A	MD997609	<b>WPM-001A</b>	GWM-43A	MD997409	<b>WPM-049</b>
GWIS-37A	8-94439-875-1	<b>WPG-005</b>	GWM-18A	MD017301		GWM-44A	MD972052	<b>WPM-012</b>
GWIS-37A	8-97010-772-0	<b>WPG-005</b>	GWM-18A	MD997204		GWM-44A	MD997417	<b>WPM-012</b>
GWIS-37A	8-97021-772-0		GWM-19A	MD034152	<b>WPM-009</b>	GWM-44A	MD997621	<b>WPM-012</b>
GWIS-38A	5-86003-904-Z		GWM-19A	MD997078	<b>WPM-009</b>	GWM-45A	MD997430	<b>WPM-056</b>
GWIS-38A	5-86003-905-Z		GWM-20A	ME015005		GWM-45A	MD997622	<b>WPM-056</b>
GWIS-38A	5-86008-904-4		GWM-20A	ME015010		GWM-46A	MD997421	<b>WPM-009</b>
GWIS-38A	5-86008-905-5		GWM-20A	ME015020		GWM-46A	MD997485	<b>WPM-009</b>
GWIS-39A	5-86003-637-7	<b>WPH-002</b>	GWM-21A	ME025100		GWM-46A	MD997611	<b>WPM-009</b>
GWIS-39A	5-86003-637-Z		GWM-22A	MD025190		GWM-46A	MD997619	<b>WPM-009</b>
GWIS-39A	5-86003-638-8	<b>WPH-002</b>	GWM-23A	MD041041	<b>WPM-004</b>	GWM-46A	MD997699	<b>WPM-009</b>
GWIS-39A	5-86003-638-Z		GWM-23A	MD971582	<b>WPM-058</b>	GWM-47A	MD179030	<b>WPM-003</b>
GWIS-40A	5-86003-639-9	<b>WPH-006</b>	GWM-23A	MD997079	<b>WPM-004</b>	GWM-47A	MD300799	<b>WPM-045</b>
GWIS-40A	5-86003-639-Z		GWM-23A	MD997080		GWM-47A	MD306414	<b>WPM-045</b>
GWIS-40A	5-86003-640-Z		GWM-23A	MD997615	<b>WPM-004</b>	GWM-48A	MD971538	<b>WPM-048</b>
GWIS-41A	5-86103-073-3	<b>WPN-056</b>	GWM-24A	MD041050		GWM-48A	MD972050	<b>WPM-048</b>
GWIS-41A	5-86103-073-Z		GWM-24A	MD997465		GWM-49A	MD997685	<b>WPM-071</b>
GWIS-41A	5-86123-822-2	<b>WPN-056</b>	GWM-26A	MD025475		GWM-50A	MD188340	
GWIS-41A	5-86132-944-4	<b>WPN-056</b>	GWM-26A	MD997083	<b>WPM-054</b>	GWM-50A	MD971983	<b>WPM-030</b>
GWIS-42A	8-97109-676-6	<b>WPG-015</b>	GWM-27A	MD011757	<b>WPM-010</b>	GWM-50A	MD972005	<b>WPM-030</b>
GWIS-42A	8-97313-904-0	<b>WPG-015</b>	GWM-27A	MD997081	<b>WPM-010</b>	GWM-50A	MD997643	<b>WPM-030</b>
GWIS-42A	8-97313-904-4	<b>WPG-015</b>	GWM-28A	MD019465		GWM-51A	MD973025	<b>WPM-059</b>
GWIS-42A	8-97333-361-1	<b>WPG-015</b>	GWM-28A	MD997073		GWM-52A	MD972002	
GWIS-43A	5-13610-047-Z		GWM-29A	ME025100 (TAIWAN)		GWM-52A	MD997686	
GWIS-43A	5-13610-057-Z		GWM-30A	MD019461		GWM-53A	MD997418	
GWIS-43A	5-13610-077-Z		GWM-30A	MD997074		GWM-53A	MD997620	
GWIS-43A	5-13610-163-Z		GWM-31A	MD017302		GWM-54A	MD323372	<b>WPM-055</b>
GWIS-43A	5-13610-169-Z		GWM-32A	MD050450	<b>WPM-002A</b>	GWM-55A	MD302010	<b>WPM-037</b>
GWIS-43A	5-13610-170-Z		GWM-32A	MD997084	<b>WPM-002A</b>	GWM-56A	MD971539	<b>WPM-046</b>
GWIS-43A	5-13616-169-Z		GWM-33A	ME013406	<b>WPM-008</b>	GWM-56A	MD972006	<b>WPM-046</b>
GWIS-43A	8-94376-863-Z		GWM-33A	ME013864	<b>WPM-008</b>	GWM-56A	MD972054	<b>WPM-046</b>
GWIS-43A	8-94483-167-Z		GWM-33A	ME015030		GWM-57A	ME200411	

# Cross Reference (GMB No.→AISIN No.)

※ : Components may slightly differ from GENUINE No.  
 ◇ : Complete Assembly Only.  
 & : Part No. requires additional components for installation.

GMB No.	Genuine No.	AISIN No.	GMB No.	Genuine No.	AISIN No.	GMB No.	Genuine No.	AISIN No.
GWM-57A	ME996789	<b>WPM-047</b>	GWMZ-13A	1361-15-010		GWMZ-25A	F801-15-010B	
GWM-58A	MD313301		GWMZ-13A	1361-15-100		GWMZ-25A	F801-15-010C	
GWM-59A	MD309756	<b>WPM-033</b>	GWMZ-13A	1363-15-010		GWMZ-25A	F801-15-010D	
GWM-59A	MD346790	<b>WPM-033</b>	GWMZ-13A	1363-15-010B		GWMZ-26A	1345-15-010A	
GWM-60A	MD972440	<b>WPM-031</b>	GWMZ-13A	1363-15-100		GWMZ-27A	0727-15-100C	
GWM-61A	MD972934	<b>WPM-038</b>	GWMZ-13A	1363-15-100A		GWMZ-27A	K800-15-010	
GWM-63A	MD997401	<b>WPM-007</b>	GWMZ-13A	1363-99-153		GWMZ-28A	1456-15-010	
GWM-63A	MD997536	<b>WPM-007</b>	GWMZ-13A	4892-15-010F		GWMZ-29A	8AG1-15-010A	
GWM-64A	MD997688	<b>WPM-005</b>	GWMZ-13A	8363-15-010		GWMZ-29A	8AG1-15-010B	
GWM-64A	MD997689	<b>WPM-005</b>	GWMZ-14A	0552-15-010G		GWMZ-29A	FE79-15-010B	
GWM-65A	ME015217	<b>WPM-040</b>	GWMZ-14A	GE19-15-010		GWMZ-29A	FE79-15-010C	
GWM-65A	ME995424	<b>WPM-040</b>	GWMZ-16A	1620-15-130C		GWMZ-30A	8AG2-15-100	
GWM-65A	ME996868	<b>WPM-040</b>	GWMZ-18A	1757-15-010E		GWMZ-30A	8AG6-15-010	
GWM-66A	MD317677	<b>WPM-032</b>	GWMZ-18A	1757-15-130B		GWMZ-30A	8AG6-15-010A	
GWM-67A	ME202890		GWMZ-18A	1757-15-130D		GWMZ-30A	R201-15-010A	
GWM-67A	ME995286	<b>WPM-044</b>	GWMZ-18A	1757-15-920B		GWMZ-30A	R201-15-010B	
GWM-67A	ME997692		GWMZ-18A	1757-23-920		GWMZ-30A	R201-15-010C	
GWM-68A	ME013410		GWMZ-18A	1757-23-920B		GWMZ-30A	RF01-99-154	
GWM-68A	ME993515		GWMZ-18A	1757-23-925B		GWMZ-30A	RF03-15-010B	
GWM-68A	ME996865		GWMZ-18A	1757-99-153A		GWMZ-30A	RF95-15-010	
GWMZ-01A	16100-39575		GWMZ-18A	3648-15-130A		GWMZ-30A	RF95-15-010C	
GWMZ-02A	0305-15-010		GWMZ-18A	3648-15-130D		GWMZ-31A	8AB3-15-010	<b>WPZ-001</b>
GWMZ-02A	0305-15-010D		GWMZ-18A	8553-15-010B		GWMZ-31A	8AB4-15-010	<b>WPZ-001</b>
GWMZ-02A	0305-15-010E		GWMZ-18A	8872-15-010		GWMZ-31A	8AB7-15-010	<b>WPZ-001</b>
GWMZ-02A	0305-99-151		GWMZ-18A	8872-15-010A		GWMZ-31A	B310-15-010	
GWMZ-03A	0324-15-010		GWMZ-18A	8872-15-010A		GWMZ-31A	B630-15-010	<b>WPZ-001</b>
GWMZ-03A	0324-15-010A		GWMZ-18A	8872-15-010B		GWMZ-32A	21010-HC425	<b>WPZ-002</b>
GWMZ-03A	0324-15-010B		GWMZ-18A	8872-15-010D		GWMZ-32A	21011-HC400	<b>WPZ-002</b>
GWMZ-03A	0324-15-010C		GWMZ-18A	8872-15-010E		GWMZ-32A	8AH2-15-010	<b>WPZ-002</b>
GWMZ-03A	0324-15-010D		GWMZ-18A	N225-15-010E		GWMZ-32A	8AH2-15-010A	<b>WPZ-002</b>
GWMZ-03A	0324-15-010E		GWMZ-18A	N232-99-153A		GWMZ-32A	8AH2-15-010B	<b>WPZ-002</b>
GWMZ-03A	0324-15-131		GWMZ-20A	D4FZ-8501A		GWMZ-32A	8AH4-15-010	<b>WPZ-002</b>
GWMZ-03A	0324-99-151		GWMZ-20A	D8FZ-8501A		GWMZ-32A	8AH4-15-010	<b>WPZ-002</b>
GWMZ-03A	0324-99-151A		GWMZ-21A	8AB1-15-010	<b>WPZ-006</b>	GWMZ-32A	8AK1-15-010	<b>WPZ-002</b>
GWMZ-03A	8AS4-15-010		GWMZ-21A	8AB2-15-010	<b>WPZ-006</b>	GWMZ-34A	0290-15-010A	
GWMZ-07A	0259-15-020		GWMZ-21A	E301-15-010		GWMZ-35A	8AB8-15-010	<b>WPZ-003</b>
GWMZ-07A	0777-15-010B		GWMZ-21A	E301-15-010A	<b>WPZ-006</b>	GWMZ-35A	8ABS-15-010	<b>WPZ-003</b>
GWMZ-08A	0706-15-010		GWMZ-21A	E301-15-010B	<b>WPZ-006</b>	GWMZ-36A	8AH3-15-010C	
GWMZ-08A	0706-15-010C		GWMZ-21A	E301-15-010C	<b>WPZ-006</b>	GWMZ-36A	8AH3-15-010D	
GWMZ-08A	0706-15-010D		GWMZ-21A	E301-15-010D	<b>WPZ-006</b>	GWMZ-36A	8AH3-15-010E	
GWMZ-08A	0706-15-010G		GWMZ-21A	E301-15-010F	<b>WPZ-006</b>	GWMZ-37A	ZZM1-15-010	
GWMZ-10A	0381-15-010		GWMZ-21A	E5B6-15-010A	<b>WPZ-006</b>	GWMZ-38A	8AL1-15-010A	
GWMZ-10A	0381-15-010A		GWMZ-21A	E5B6-15-010B	<b>WPZ-006</b>	GWMZ-38A	8AL1-15-010B	
GWMZ-10A	0381-15-010B		GWMZ-22A	8AW1-15-100	<b>WPZ-005</b>	GWMZ-38A	G601-15-010D	
GWMZ-10A	0381-99-151		GWMZ-22A	8AW1-15-100A	<b>WPZ-005</b>	GWMZ-39A	8ABB-15-010	
GWMZ-11A	2090-15-010D		GWMZ-22A	8AW3-15-100	<b>WPZ-005</b>	GWMZ-39A	B6-BFE-15-010A	
GWMZ-11A	2329-15-130A		GWMZ-22A	8AW3-15-100A	<b>WPZ-005</b>	GWMZ-39A	B6-BFE-15-010B	
GWMZ-13A	0559-15-010		GWMZ-22A	SE01-15-100	<b>WPZ-005</b>	GWMZ-40A	8AW4-15-100A	<b>WPZ-004</b>
GWMZ-13A	0636-15-100		GWMZ-23A	1345-15-010		GWMZ-41A	8AG9-15-010	
GWMZ-13A	0750-15-010		GWMZ-23A	1345-99-151		GWMZ-41A	FS01-15-010F	
GWMZ-13A	0750-15-010C		GWMZ-24A	3299-15-010		GWMZ-42A	8-97073-951-Z	
GWMZ-13A	0750-15-100		GWMZ-25A	8AG3-15-010		GWMZ-42A	8-97109-676-Z	
			GWMZ-25A	8AG7-15-010A		GWMZ-42A	8AE2-15-010	

# Cross Reference (GMB No.→AISIN No.)

※ : Components may slightly differ from GENUINE No.  
 ◇ : Complete Assembly Only.  
 & : Part No. requires additional components for installation.

GMB No.	Genuine No.	AISIN No.	GMB No.	Genuine No.	AISIN No.	GMB No.	Genuine No.	AISIN No.
GWMZ-43A	8AK2-15-010	<b>WPN-009</b>	GWN-01A	21010-18812	<b>WPN-021</b>	GWN-05A	21010-Y7025	<b>WPN-013</b>
GWMZ-43A	KL47-15-010C		GWN-01A	21010-18813		GWN-06A	21010-14600	<b>WPN-022</b>
GWMZ-44A	8-97167-554-Z		GWN-01A	21010-18825		GWN-06A	21010-66000	<b>WPN-022</b>
GWMZ-44A	ZZM3-15-010		GWN-02A	21010-18000		GWN-06A	21010-66001	<b>WPN-022</b>
GWMZ-45A	ZZM7-15-010		GWN-02A	21010-18001		GWN-06A	21010-66010	<b>WPN-022</b>
GWMZ-46A	1N00-15-010		GWN-02A	21010-18002		GWN-06A	21010-66011	<b>WPN-022</b>
GWMZ-46A	1N05-15-010		GWN-02A	21010-18003		GWN-06A	21010-66026	<b>WPN-022</b>
GWMZ-47A	ZZLO-15-010A		GWN-02A	21010-18026		GWN-06A	21010-66027	<b>WPN-022</b>
GWMZ-47A	ZZM5-15-010		GWN-02A	21010-H1025		GWN-06A	21010-66028	<b>WPN-022</b>
GWMZ-48A	8AL4-15-010		GWN-02A	21010-H5000		GWN-06A	21010-78200	<b>WPN-022</b>
GWMZ-48A	8AL4-15-010A		GWN-02A	21010-H5025		GWN-06A	21010-78201	<b>WPN-022</b>
GWMZ-48A	JE96-15-010B		GWN-02A	21010-M6625		GWN-06A	21010-78202	<b>WPN-022</b>
GWMZ-49A	8ALA-15-010		GWN-02A	21010-M6626		GWN-06A	21010-78203	<b>WPN-022</b>
GWMZ-49A	8ALA-15-010A		GWN-03A	21010-21000		GWN-06A	21010-78225	<b>WPN-022</b>
GWMZ-49A	8ALA-15-100		GWN-03A	21010-21001		GWN-06A	21010-78226	<b>WPN-022</b>
GWMZ-49A	8ALA-15-100A		GWN-03A	21010-21002		GWN-06A	21010-J5025	
GWMZ-49A	WL11-15-100D		GWN-03A	21010-21025		GWN-06A	21010-J5125	
GWMZ-49A	WL11-15-100E		GWN-03A	21010-21026		GWN-08A	21010-52600	
GWMZ-50A	8AGA-15-010		GWN-03A	21010-21027		GWN-08A	21010-55100	
GWMZ-51A	8AB6-15-010		GWN-03A	21010-21028		GWN-08A	21010-58000	
GWMZ-51A	8AB6-15-010A		GWN-03A	21010-21029		GWN-08A	21010-58001	
GWMZ-51A	8AB9-15-010A		GWN-03A	21010-21085		GWN-08A	21010-58025	
GWMZ-51A	PN11-15-010A		GWN-05A	21010-17525		GWN-08A	21010-58026	
GWMZ-52A	8AW5-15-100		GWN-05A	21010-17526		GWN-08A	21010-58050	
GWMZ-52A	8AWA-15-100A		GWN-05A	21010-17527		GWN-08A	21010-C0600	
GWMZ-52A	TF04-15-100A		GWN-05A	21010-50K28		GWN-08A	21010-C0625	
GWMZ-53A	8AH7-15-010A		GWN-05A	21010-E3000		GWN-08A	21010-C0626	
GWMZ-53A	8AH7-15-010B		GWN-05A	21010-E3001		GWN-08A	21010-C0627	
GWMZ-53A	8AH7-15-010C		GWN-05A	21010-E3002		GWN-08A	21010-C4925	
GWMZ-53A	JE48-15-010A		GWN-05A	21010-E3003		GWN-10A	21010-37501	<b>WPN-043</b>
GWMZ-53A	JE48-15-010E		GWN-05A	21010-E3004		GWN-10A	21010-37502	<b>WPN-043</b>
GWMZ-55A	8ABC-15-010		GWN-05A	21010-E3025		GWN-10A	21010-37503	<b>WPN-043</b>
GWMZ-55A	ZL01-15-010		GWN-05A	21010-E3026		GWN-10A	21010-37504	<b>WPN-043</b>
GWMZ-56A	8AG2-15-010A		GWN-05A	21010-E3027		GWN-10A	21010-37526	<b>WPN-043</b>
GWMZ-56A	8AG2-15-010B		GWN-05A	21010-E3028		GWN-10A	21010-37527	<b>WPN-043</b>
GWMZ-56A	8AG2-15-010C		GWN-05A	21010-P7503		GWN-10A	21010-37528	<b>WPN-043</b>
GWMZ-56A	FE3P-15-100		GWN-05A	21010-P7525		GWN-10A	21010-37529	<b>WPN-043</b>
GWMZ-57A	ZJ01-15-010B		GWN-05A	21010-P7526		GWN-10A	21010-37585	<b>WPN-043</b>
GWMZ-69A	8AG8-15-010		GWN-05A	21010-P7527		GWN-11A	21010-H7201	<b>WPN-029A</b>
GWMZ-69A	FP01-15-010F		GWN-05A	21010-P7528		GWN-11A	21010-H7202	<b>WPN-029A</b>
GWMZ-69A	FP01-15-010G		GWN-05A	21010-P7529		GWN-11A	21010-H7203	<b>WPN-029A</b>
GWMZ-69A	FP49-15-010		GWN-05A	21010-P7585		GWN-11A	21010-H7225	<b>WPN-029A</b>
GWMZ-70A	21011-HA100		GWN-05A	21010-P7586		GWN-11A	21010-H7226	<b>WPN-029A</b>
GWMZ-70A	21011-HA101		GWN-05A	21010-P7587		GWN-11A	21010-H7227	<b>WPN-029A</b>
GWMZ-70A	RF2A-15-100B		GWN-05A	21010-P7588		GWN-11A	21010-H9100	
GWN-01A	21010-13200		<b>WPN-036</b>	GWN-05A		21010-V0725	GWN-11A	21010-H9300
GWN-01A	21010-13201	<b>WPN-036</b>	GWN-05A	21010-V0726	GWN-12AF	21010-23001		
GWN-01A	21010-13202	<b>WPN-036</b>	GWN-05A	21010-V7026	GWN-12AF	21010-23002		
GWN-01A	21010-13225	<b>WPN-036</b>	GWN-05A	21010-W3626	GWN-12AF	21010-23003		
GWN-01A	21010-13226	<b>WPN-036</b>	GWN-05A	21010-W3627	GWN-12AF	21010-23006		
GWN-01A	21010-18810		GWN-05A	21010-W3628	GWN-12AF	21010-23025		
GWN-01A	21010-18811		GWN-05A	21010-W3685	GWN-12AF	21010-23026		



# Cross Reference (GMB No.→AISIN No.)

※ : Components may slightly differ from GENUINE No.  
 ◇ : Complete Assembly Only.  
 & : Part No. requires additional components for installation.

GMB No.	Genuine No.	AISIN No.	GMB No.	Genuine No.	AISIN No.	GMB No.	Genuine No.	AISIN No.
GWN-12AF	21010-23028		GWN-27A	21010-V4962		GWN-37A	21010-10G26	<b>WPN-039</b>
GWN-12AF	21010-N8525		GWN-27A	21011-V4075		GWN-38A	21010-01T27	
GWN-12AF	21010-N8526		GWN-27A	21011-V4900		GWN-38A	21010-01T85	
GWN-12AF	21010-N8527		GWN-27A	21011-V4960		GWN-38A	21010-01T87	
GWN-12AF	21010-N8528		GWN-27A	21011-V4961		GWN-38A	21010-01T88	
GWN-12AF	21010-U6725		GWN-27A	21011-V4962		GWN-38A	21010-S9025	
GWN-12AF	21010-U6726		GWN-28A	21010-02P03		GWN-38A	21010-S9026	
GWN-12AF	21010-U6727		GWN-28A	21010-02P25		GWN-38A	21010-S9027	
GWN-12AF	21010-U6728		GWN-28A	21010-02P26		GWN-38A	21010-T9025	
GWN-12AF	21010-U6729		GWN-28A	21010-02P27		GWN-38A	21010-T9026	
GWN-12AF	BA010-23028		GWN-28A	21010-02P28		GWN-38A	21010-T9027	
GWN-13AF	21010-H5010		GWN-28A	21010-V5025		GWN-38A	21010-T9085	
GWN-13AF	21010-H5026		GWN-28A	21010-V5026		GWN-38A	21010-T9086	
GWN-13AF	21010-H5027		GWN-28A	21010-V5027		GWN-38A	21010-T9087	
GWN-18A	21010-R9025		GWN-29A	21010-01B25		GWN-38A	21010-T9088	
GWN-18A	21010-R9026		GWN-29A	21010-01B26		GWN-38A	21010-T9089	
GWN-19A	21010-09W25		GWN-29A	21010-01B27		GWN-39A	21010-77A00	<b>WPN-058</b>
GWN-19A	21010-31W25		GWN-29A	21010-01B28		GWN-40A	21010-40F25	<b>WPN-059</b>
GWN-19A	21010-31W26		GWN-30A	21010-L1100	<b>WPN-007</b>	GWN-41A	21010-12G25	<b>WPN-004</b>
GWN-20A	21010-D0125	<b>WPN-033</b>	GWN-30A	21010-L1125	<b>WPN-007</b>	GWN-41A	21010-12G26	<b>WPN-004</b>
GWN-20A	21010-D0126	<b>WPN-033</b>	GWN-30A	21010-L1126	<b>WPN-007</b>	GWN-41A	BA010-12G26	<b>WPN-004</b>
GWN-20A	2A010-D0189		GWN-31A	21010-50V25	<b>WPN-024</b>	GWN-42A	21010-0M300	<b>WPN-001</b>
GWN-20A	BA010-D0120		GWN-31A	21010-V5500	<b>WPN-024</b>	GWN-42A	21010-53Y00	<b>WPN-001</b>
GWN-21A	21010-C6025	<b>WPN-041</b>	GWN-31A	21010-V5510	<b>WPN-024</b>	GWN-42A	21010-53Y01	<b>WPN-001</b>
GWN-21A	21010-C6026	<b>WPN-041</b>	GWN-31A	21010-V5525	<b>WPN-024</b>	GWN-42A	21010-89T02	
GWN-21A	21010-C6525	<b>WPN-041</b>	GWN-31A	21010-V5526	<b>WPN-024</b>	GWN-43A	21010-30R00	<b>WPN-067</b>
GWN-21A	21010-C6526	<b>WPN-041</b>	GWN-31A	21010-V5527	<b>WPN-024</b>	GWN-43A	21010-30R05	<b>WPN-067</b>
GWN-23AF	21010-80W25		GWN-31A	21010-V5528	<b>WPN-024</b>	GWN-43A	21010-30R95	
GWN-23AF	21010-80W26		GWN-31A	21010-V5529	<b>WPN-024</b>	GWN-44A	21010-41B00	<b>WPN-063</b>
GWN-23AF	21010-82W25		GWN-31A	21010-V5585	<b>WPN-024</b>	GWN-44A	21010-99B00	
GWN-23AF	21010-G3925		GWN-31A	21010-V5586	<b>WPN-024</b>	GWN-45A	21010-03J25	<b>WPN-038A</b>
GWN-23AF	21010-G3926		GWN-31A	21010-V5587	<b>WPN-024</b>	GWN-46AF	21010-35V25	<b>WPN-002</b>
GWN-23AF	21010-N5825		GWN-31A	21010-V5588	<b>WPN-024</b>	GWN-46AF	21010-35V26	<b>WPN-002</b>
GWN-23AF	21010-N5826		GWN-31A	21010-W4425	<b>WPN-024</b>	GWN-46AF	21010-43G02	<b>WPN-002</b>
GWN-23AF	21010-N5827		GWN-31A	21010-W4426	<b>WPN-024</b>	GWN-46AF	21010-43G03	<b>WPN-002</b>
GWN-23AF	21010-N5828		GWN-31A	BA010-V5589	<b>WPN-024</b>	GWN-46AF	21010-43G25	<b>WPN-002</b>
GWN-23AF	21010-N5829		GWN-32A	21010-42L00	<b>WPN-005</b>	GWN-46AF	21010-43G26	<b>WPN-002</b>
GWN-24A	21010-01M00	<b>WPN-003</b>	GWN-32A	21010-42L25	<b>WPN-005</b>	GWN-46AF	21010-43G27	<b>WPN-002</b>
GWN-24A	21010-01M01	<b>WPN-003</b>	GWN-32A	21010-42L26	<b>WPN-005</b>	GWN-46AF	21010-43G28	<b>WPN-002</b>
GWN-24A	21010-01M25	<b>WPN-003</b>	GWN-32A	21010-58S00	<b>WPN-023</b>	GWN-46AF	21010-43G29	<b>WPN-002</b>
GWN-24A	21010-50A25	<b>WPN-003</b>	GWN-32A	21010-58S25	<b>WPN-023</b>	GWN-46AF	21010-43G86	<b>WPN-002</b>
GWN-24A	21010-50A26	<b>WPN-003</b>	GWN-32A	21010-72L00		GWN-47AF	21010-02N85	<b>WPN-006</b>
GWN-24A	21010-50A27	<b>WPN-003</b>	GWN-35A	21010-06E25	<b>WPN-020</b>	GWN-47AF	5-86112-571-1	
GWN-26A	21010-16A25	<b>WPN-037</b>	GWN-35A	21010-06E26	<b>WPN-020</b>	GWN-47AF	5-86114-301-1	
GWN-26A	21010-16A26	<b>WPN-037</b>	GWN-36A	21010-16E01	<b>WPN-011</b>	GWN-47AF	5-86117-126-6	
GWN-26A	21010-16A85	<b>WPN-037</b>	GWN-36A	21010-16E02	<b>WPN-011</b>	GWN-47AF	5-86133-251-1	
GWN-27A	21010-85V00		GWN-36A	21010-16E25	<b>WPN-011</b>	GWN-47AF	5-86133-252-2	
GWN-27A	21010-85V06		GWN-36A	21010-16E26	<b>WPN-011</b>	GWN-47AF	5-86140-576-6	
GWN-27A	21010-V4071		GWN-36A	21010-26E01	<b>WPN-011</b>	GWN-47AF	5-86140-577-7	
GWN-27A	21010-V4900		GWN-36A	21010-26E02	<b>WPN-011</b>	GWN-48A	21010-53J00	<b>WPN-014</b>
GWN-27A	21010-V4960		GWN-36A	21010-26E25	<b>WPN-011</b>	GWN-49A	21010-50A11	
GWN-27A	21010-V4961		GWN-37A	21010-10G25	<b>WPN-039</b>	GWN-49A	21010-50A28	<b>WPN-031</b>

TABLE-3

# Cross Reference (GMB No.→AISIN No.)

※ : Components may slightly differ from GENUINE No.  
 ◇ : Complete Assembly Only.  
 & : Part No. requires additional components for installation.

GMB No.	Genuine No.	AISIN No.	GMB No.	Genuine No.	AISIN No.	GMB No.	Genuine No.	AISIN No.
GWN-49A	21010-50A89	<b>WPN-031</b>	GWN-64A	21010-44G26		GWS-02A	17400-72810	<b>WPS-008</b>
GWN-50A	21010-1E400	<b>WPN-060</b>	GWN-64A	21010-44G27		GWS-02A	17400-72811	<b>WPS-008</b>
GWN-51A	21010-31U25	<b>WPN-070</b>	GWN-64A	21010-44G28		GWS-03A	17400-73001	<b>WPS-002A</b>
GWN-51A	5-86127-057-7	<b>WPN-070</b>	GWN-64A	21010-44G29		GWS-03A	17400-73002	<b>WPS-002A</b>
GWN-52A	21010-57J00	<b>WPN-009</b>	GWN-65AF	21010-0F002	<b>WPN-054A</b>	GWS-03A	17400-73010	
GWN-52A	21010-57J01	<b>WPN-009</b>	GWN-65AF	21010-0F003	<b>WPN-054A</b>	GWS-03A	17400-73011	
GWN-52A	21010-57J02	<b>WPN-009</b>	GWN-65AF	21010-80G01	<b>WPN-054A</b>	GWS-03A	17400-73012	<b>WPS-002A</b>
GWN-52A	21010-57J03	<b>WPN-009</b>	GWN-65AF	21010-80G25	<b>WPN-054A</b>	GWS-03A	17400-73013	<b>WPS-002A</b>
GWN-52A	21010-57J25	<b>WPN-009</b>	GWN-65AF	21010-80G26	<b>WPN-054A</b>	GWS-03A	17400-73810	<b>WPS-002A</b>
GWN-52A	21010-57J26	<b>WPN-009</b>	GWN-65AF	21010-80G27	<b>WPN-054A</b>	GWS-03A	17400-73811	<b>WPS-002A</b>
GWN-52A	BA010-57J01	<b>WPN-009</b>	GWN-65AF	21010-80G28	<b>WPN-054A</b>	GWS-04A	17400-78000	
GWN-53A	21010-61504	<b>WPN-026</b>	GWN-65AF	21010-80G29	<b>WPN-054A</b>	GWS-04A	17400-78840	
GWN-53A	21010-61505	<b>WPN-026</b>	GWN-65AF	21010-80G85	<b>WPN-054A</b>	GWS-05A	17400-65001	
GWN-53A	21010-61526	<b>WPN-026</b>	GWN-65AF	21010-G2404	<b>WPN-054A</b>	GWS-05A	17400-65020	
GWN-53A	21010-61527	<b>WPN-026</b>	GWN-66A	21010-89TA2	<b>WPG-015</b>	GWS-05A	17400-65021	
GWN-53A	21010-61528	<b>WPN-026</b>	GWN-66A	21010-89TA7	<b>WPG-015</b>	GWS-05A	17400-70020	
GWN-53A	21010-61529	<b>WPN-026</b>	GWN-67A	21010-59Y25	<b>WPN-071</b>	GWS-05A	17400-70810	
GWN-53A	21010-61585	<b>WPN-026</b>	GWN-68A	21010-22J25	<b>WPN-010</b>	GWS-07A	17400-74000	
GWN-54A	21010-85G25	<b>WPN-056</b>	GWN-68A	21010-22J26	<b>WPN-010</b>	GWS-07A	17400-74001	
GWN-54A	21010-85G26	<b>WPN-056</b>	GWN-68A	21010-81T00	<b>WPN-010</b>	GWS-08A	17400-82810	<b>WPS-004A</b>
GWN-55A	1N01-15-010	<b>WPN-071</b>	GWN-68A	21010-81T25	<b>WPN-010</b>	GWS-08A	17400-82811	<b>WPS-004A</b>
GWN-55A	21010-54A15	<b>WPN-012</b>	GWN-68A	21010-81T26	<b>WPN-010</b>	GWS-08A	17400-82812	<b>WPS-004A</b>
GWN-55A	21010-54A26	<b>WPN-012</b>	GWN-68A	21010-V7225	<b>WPN-010</b>	GWS-09A	17400-79810	
GWN-55A	21010-54A27	<b>WPN-012</b>	GWN-68A	21010-V7226	<b>WPN-010</b>	GWS-09A	17400-79811	
GWN-56A	21010-G5500	<b>WPN-030</b>	GWN-68A	21010-V7227	<b>WPN-010</b>	GWS-10A	17400-78300	
GWN-56A	21010-G5525	<b>WPN-030</b>	GWN-68A	21010-V7228	<b>WPN-010</b>	GWS-10A	17400-78810	
GWN-56A	21010-G5526	<b>WPN-030</b>	GWN-68A	21010-V7229	<b>WPN-010</b>	GWS-10A	17400-78811	
GWN-56A	21010-G8025	<b>WPN-030</b>	GWN-68A	21010-V7285	<b>WPN-010</b>	GWS-10A	17400-78830	
GWN-57A	21010-G5510	<b>WPN-008</b>	GWN-68A	21010-V7286	<b>WPN-010</b>	GWS-11A	17400-73820	<b>WPS-002A</b>
GWN-57A	21010-G5585	<b>WPN-008</b>	GWN-69A	21010-F6500	<b>WPN-057</b>	GWS-11A	17400-73870	<b>WPS-002A</b>
GWN-57A	21010-G5586	<b>WPN-008</b>	GWN-69A	21010-F6525	<b>WPN-057</b>	GWS-11A	17400-78820	<b>WPS-002A</b>
GWN-57A	21010-G5594	<b>WPN-008</b>	GWN-69A	21010-F6526	<b>WPN-057</b>	GWS-11A	17400-78821	<b>WPS-002A</b>
GWN-57A	21010-G8125	<b>WPN-008</b>	GWN-69A	21010-F6527	<b>WPN-057</b>	GWS-12A	17400-83810	<b>WPS-004A</b>
GWN-59A	21010-10V00	<b>WPN-052</b>	GWN-70A	21010-70T00	<b>WPN-005</b>	GWS-12A	17400-83811	<b>WPS-004A</b>
GWN-59A	21010-10V25	<b>WPN-052</b>	GWN-70A	21010-70T25	<b>WPN-005</b>	GWS-12A	17400-83812	<b>WPS-004A</b>
GWN-59A	21010-10V27	<b>WPN-052</b>	GWN-70A	21010-79L00	<b>WPN-005</b>	GWS-12A	17400-83820	<b>WPS-004A</b>
GWN-59A	5-86103-068-8	<b>WPN-052</b>	GWN-70A	21010-79L25	<b>WPN-005</b>	GWS-13A	17400-70B00	
GWN-59A	5-86103-068-Z		GWN-71A	21010-50K29		GWS-14A	17400-70D00	
GWN-59A	5-86120-641-1	<b>WPN-052</b>	GWN-72A	21010-19B25	<b>WPN-015</b>	GWS-14A	ZZSA-15-010A	
GWN-59A	5-86129-016-6	<b>WPN-052</b>	GWN-72A	21010-24B25	<b>WPN-015</b>	GWS-15A	17400-82820	<b>WPS-007A</b>
GWN-60A	21010-06J25	<b>WPN-025</b>	GWN-76A	21010-AD200		GWS-15A	17400-82822	<b>WPS-007A</b>
GWN-60A	21010-06J26	<b>WPN-025</b>	GWN-76A	B1010-AD226	<b>WPN-111</b>	GWS-15A	17400-82850	<b>WPS-007A</b>
GWN-60A	21010-06J27	<b>WPN-025</b>	GWN-77A	21010-AA525		GWS-15A	17400-87820	<b>WPS-007A</b>
GWN-60A	21010-06J28	<b>WPN-025</b>	GWN-77A	21010-AA526		GWS-16A	17400-60811	<b>WPS-006A</b>
GWN-61A	21010-0W025	<b>WPN-085</b>	GWS-014A	ZZSA-15-010		GWS-16A	17400-60812	<b>WPS-006A</b>
GWN-61A	21010-0W026	<b>WPN-085</b>	GWS-01A	17400-67020		GWS-16A	17400-60813	<b>WPS-006A</b>
GWN-61A	21010-0W027	<b>WPN-085</b>	GWS-01A	17400-67021		GWS-17A	17400-85810	<b>WPS-009</b>
GWN-62A	21010-9C600		GWS-01A	17400-67022		GWS-17A	17400-85821	<b>WPS-009</b>
GWN-63A	21010-05E25		GWS-02A	17400-63200	<b>WPS-008</b>	GWS-18A	17400-70820	
GWN-63A	21010-05E26		GWS-02A	17400-72020	<b>WPS-008</b>	GWS-19A	17400-50811	<b>WPS-001</b>
GWN-63A	21010-05E27		GWS-02A	17400-72021	<b>WPS-008</b>	GWS-19A	17400-50812	<b>WPS-001</b>
GWN-64A	21010-44G25		GWS-02A	17400-72801	<b>WPS-008</b>	GWS-19A	17400-61810	<b>WPS-001</b>

# Cross Reference (GMB No.→AISIN No.)

※ : Components may slightly differ from GENUINE No.  
 ◇ : Complete Assembly Only.  
 & : Part No. requires additional components for installation.

GMB No.	Genuine No.	AISIN No.	GMB No.	Genuine No.	AISIN No.	GMB No.	Genuine No.	AISIN No.
GWS-20A	17400-85830		GWSU-15A	21111-AA020	<b>WPF-006</b>	GWT-02A	16100-29016	
GWS-21A	17400-51810	<b>WPS-003</b>	GWSU-15A	21111-AA021	<b>WPF-006</b>	GWT-02A	16100-29017	
GWS-21A	17400-51811	<b>WPS-003</b>	GWSU-15A	21111-AA022	<b>WPF-006</b>	GWT-02A	16100-29018	
GWS-21A	17400-51812	<b>WPS-003</b>	GWSU-15A	21111-AA026	<b>WPF-006</b>	GWT-03A	16100-29025	
GWS-21A	ZZS0-15-010A	<b>WPS-003</b>	GWSU-16A	21111-AA060	<b>WPF-008</b>	GWT-03A	16100-29026	
GWS-21A	ZZS0-15-010B	<b>WPS-003</b>	GWSU-16A	21111-AA061	<b>WPF-008</b>	GWT-03A	16100-29055	
GWS-22A	17400-62810		GWSU-16A	21111-AA065	<b>WPF-008</b>	GWT-03A	16100-29056	
GWS-23A	17400-61820	<b>WPS-033</b>	GWSU-17A	21111-KA041	<b>WPF-001</b>	GWT-04A	16120-33010	
GWS-24A	17400-83840	<b>WPS-016</b>	GWSU-17A	21111-KA042	<b>WPF-001</b>	GWT-04A	16120-33020	
GWS-24A	17400-83841	<b>WPS-016</b>	GWSU-17A	21111-KA043	<b>WPF-001</b>	GWT-04A	16120-34010	
GWS-28A	17400-73831		GWSU-17A	21111-KA044	<b>WPF-001</b>	GWT-04A	16120-34020	
GWS-32AH	1A07-15-010		GWSU-17A	21111-KA045	<b>WPF-001</b>	GWT-05A	16100-39115	
GWS-32AH	1A12-15-010		GWSU-17A	21111-KA046	<b>WPF-001</b>	GWT-06A	16103-40030	
GWS-32AH	1A12-15-010A		GWSU-17A	21111-KA047	<b>WPF-001</b>	GWT-06A	16103-40031	
GWS-32AH	1A12-15-010B		GWSU-17A	21111-KA070	<b>WPF-001</b>	GWT-06A	16103-40051	
GWS-35AH	1A13-15-010		GWSU-17A	21111-KA071	<b>WPF-001</b>	GWT-06A	16103-40084	
GWS-35AH	1A13-15-010A		GWSU-17A	21111-KA072	<b>WPF-001</b>	GWT-06A	16103-49410	
GWS-35AH	1A13-15-010B		GWSU-17A	21111-KA073	<b>WPF-001</b>	GWT-07A	16100-60010	
GWS-36A	17400-77812		GWSU-17A	21111-KA074	<b>WPF-001</b>	GWT-07A	16100-60011	
GWS-36A	17400-77813		GWSU-17A	21111-KA075	<b>WPF-001</b>	GWT-08A	16100-60080	
GWS-36A	17400-77814		GWSU-17A	21111-KA076	<b>WPF-001</b>	GWT-09A	16100-29027	
GWS-43AHL	17400-68822		GWSU-17A	21111-KA130	<b>WPF-001</b>	GWT-09A	16100-29028	
GWSU-01A	31076-0100		GWSU-17A	21111-KA131	<b>WPF-001</b>	GWT-09A	16100-29029	
GWSU-01A	31076-0110		GWSU-17A	21111-KA132	<b>WPF-001</b>	GWT-09A	16100-29065	
GWSU-01A	31076-0120		GWSU-17A	21111-KA140	<b>WPF-001</b>	GWT-09A	16100-29066	
GWSU-01A	31076-4300		GWSU-17A	21111-KA141	<b>WPF-001</b>	GWT-100A	16100-29115	<b>WPT-117</b>
GWSU-01A	31076-6100		GWSU-17A	21111-KA142	<b>WPF-001</b>	GWT-100A	16100-97404	<b>WPT-117</b>
GWSU-01A	31076-8100		GWSU-17A	21111-KA190	<b>WPF-001</b>	GWT-100A	16100-97411	<b>WPT-117</b>
GWSU-03A	21110-AA060	<b>WPF-005</b>	GWSU-17A	21111-KA191	<b>WPF-001</b>	GWT-100A	16100-B9010	<b>WPT-117</b>
GWSU-03A	41076-7100	<b>WPF-005</b>	GWSU-17A	21111-KA291	<b>WPF-001</b>	GWT-101A	16100-29155	<b>WPT-111</b>
GWSU-03A	41076-7300	<b>WPF-005</b>	GWSU-18A	21111-KA050	<b>WPF-004</b>	GWT-101AM	16100-29156	<b>WPT-111</b>
GWSU-04A	21110-AA050		GWSU-18A	21111-KA051	<b>WPF-004</b>	GWT-102A	16100-29125	
GWSU-04A	41076-7000		GWSU-18A	21111-KA052	<b>WPF-004</b>	GWT-103A	16100-69405	<b>WPT-048</b>
GWSU-04A	41076-7200		GWSU-18A	21111-KA053	<b>WPF-004</b>	GWT-104A	16100-78300-71	<b>WPT-501</b>
GWSU-05A	31076-4310		GWSU-18A	21111-KA054	<b>WPF-004</b>	GWT-105A	16120-78120-71	
GWSU-05A	31076-8110		GWSU-18A	21111-KA060	<b>WPF-004</b>	GWT-105A	16120-96120-71	
GWSU-06A	21110-AA070		GWSU-18A	21111-KA061	<b>WPF-004</b>	GWT-106A	16100-69385	<b>WPT-099</b>
GWSU-06A	41076-7400		GWSU-18A	21111-KA110	<b>WPF-004</b>	GWT-107A	16110-79035	<b>WPT-056</b>
GWSU-07RK	39745-2100		GWSU-18A	21111-KA150	<b>WPF-004</b>	GWT-107A	16110-79105	<b>WPT-056</b>
GWSU-11A	21110-AA000		GWSU-18A	21111-KA151	<b>WPF-004</b>	GWT-107A	16110-79115	<b>WPT-056</b>
GWSU-11A	21110-AA001		GWSU-18A	21111-KA152	<b>WPF-004</b>	GWT-107A	16110-79125	
GWSU-11A	21110-AA002		GWSU-18A	21111-KA153	<b>WPF-004</b>	GWT-108A	16100-59105	<b>WPT-074</b>
GWSU-11A	21110-AA003		GWSU-18A	21111-KA154	<b>WPF-004</b>	GWT-109A	16100-59065	<b>WPT-019</b>
GWSU-12A	21111-AA000	<b>WPF-002</b>	GWSU-18A	21111-KA282	<b>WPF-004</b>	GWT-109A	16100-59075	<b>WPT-019</b>
GWSU-12A	21111-AA002	<b>WPF-002</b>	GWSU-19RK	49709-5400		GWT-109A	16100-59076	<b>WPT-019</b>
GWSU-13A	21110-AA012	<b>WPF-003</b>	GWSU-21A	X2111-AA090		GWT-10A	16100-29045	<b>WPT-079</b>
GWSU-13A	21110-AA013	<b>WPF-003</b>	GWSU-21A	X2111-AA091		GWT-10A	16100-29046	<b>WPT-079</b>
GWSU-13A	21110-AA014	<b>WPF-003</b>	GWT-01A	16100-25010	<b>WPT-085</b>	GWT-10A	16100-29047	<b>WPT-079</b>
GWSU-13A	21110-AA015	<b>WPF-003</b>	GWT-01A	16100-25011	<b>WPT-085</b>	GWT-10A	16100-29048	<b>WPT-079</b>
GWSU-13A	21110-AA016	<b>WPF-003</b>	GWT-01A	16100-25012	<b>WPT-085</b>	GWT-110A	16100-59165	<b>WPT-047</b>
GWSU-14A	21110-AA023	<b>WPF-007</b>	GWT-02A	16100-22010		GWT-110A	16100-59166	<b>WPT-047</b>
GWSU-14A	21110-AA025	<b>WPF-007</b>	GWT-02A	16100-29015		GWT-110A	16100-59245	<b>WPT-047</b>

# Cross Reference (GMB No.→AISIN No.)

※ : Components may slightly differ from GENUINE No.  
 ◇ : Complete Assembly Only.  
 & : Part No. requires additional components for installation.

GMB No.	Genuine No.	AISIN No.	GMB No.	Genuine No.	AISIN No.	GMB No.	Genuine No.	AISIN No.
GWT-111A	16100-79117	<b>&amp; WPT-009</b>	GWT-27A	16120-34100	<b>WPT-064</b>	GWT-42A	16100-59215	<b>WPT-067</b>
GWT-112A	16100-59185	<b>WPT-080</b>	GWT-27A	16120-34140	<b>WPT-064</b>	GWT-43A	16100-19026	※ <b>WPT-066</b>
GWT-112A	16100-59186	<b>WPT-080</b>	GWT-27AFH	16100-39235	※ <b>WPT-069</b>	GWT-43A	16100-19027	※ <b>WPT-066</b>
GWT-113A	16100-55010	<b>WPT-034</b>	GWT-27AFH	16100-39236	※ <b>WPT-069</b>	GWT-43A	16100-19028	※ <b>WPT-066</b>
GWT-113A	16100-55011	<b>WPT-034</b>	GWT-27AFH	16100-39237	※ <b>WPT-069</b>	GWT-43A	16100-19029	
GWT-113A	16100-55020	<b>WPT-034</b>	GWT-28A	16100-49505	※ <b>WPT-084</b>	GWT-43A	16100-19085	
GWT-113A	16100-59235	<b>WPT-034</b>	GWT-28A	16100-49506	※ <b>WPT-084</b>	GWT-43A	16110-15010	<b>WPT-066</b>
GWT-118AM	16110-49145	<b>WPT-124</b>	GWT-28A	16120-41060	<b>WPT-084</b>	GWT-43A	16110-19025	<b>WPT-090</b>
GWT-118AM	16110-49146	<b>WPT-124</b>	GWT-28A	16120-41130	<b>WPT-084</b>	GWT-43A	16110-19026	<b>WPT-090</b>
GWT-118AM	16110-49147	<b>WPT-124</b>	GWT-28A	16120-41131	<b>WPT-084</b>	GWT-43A	16110-19035	<b>WPT-066</b>
GWT-119A	16100-28041	<b>WPT-129</b>	GWT-28A	16120-41170	<b>WPT-084</b>	GWT-43A	16110-19036	<b>WPT-066</b>
GWT-12A	16100-39116	<b>WPT-077</b>	GWT-28A	16120-42010	<b>WPT-084</b>	GWT-44A	16120-34090	
GWT-132A	16100-19275	<b>WPT-122</b>	GWT-28A	16120-42011	<b>WPT-084</b>	GWT-44A	16120-34110	<b>WPT-084</b>
GWT-135AM	16100-29195	<b>WPT-132</b>	GWT-28A	16120-42012	<b>WPT-084</b>	GWT-45A	16110-88260	<b>WPT-087</b>
GWT-135AM	16100-29205	<b>WPT-111</b>	GWT-28A	16120-45080	<b>WPT-084</b>	GWT-46A	16100-88220	<b>WPT-086</b>
GWT-136AM	16100-29117	<b>WPT-117</b>	GWT-28A	16120-49015	<b>WPT-084</b>	GWT-46A	16100-88221	<b>WPT-086</b>
GWT-140AM	16110-49156	<b>WPT-155</b>	GWT-28A	16120-49025	<b>WPT-084</b>	GWT-47A	16100-59015	<b>WPT-073</b>
GWT-142A	16100-09450		GWT-28A	16120-49036	<b>WPT-084</b>	GWT-47A	16100-59016	<b>WPT-073</b>
GWT-14A	16100-49155		GWT-30A	16100-19015	<b>WPT-031</b>	GWT-47A	16100-59017	<b>WPT-073</b>
GWT-14A	16100-49156	<b>WPT-155</b>	GWT-30A	16100-19016	<b>WPT-031</b>	GWT-48A	16100-59085	<b>WPT-058</b>
GWT-15A	16120-41020		GWT-30A	16100-19017	<b>WPT-031</b>	GWT-49A	16100-19035	<b>WPT-072</b>
GWT-15A	16120-41040		GWT-31A	16110-18010		GWT-49A	16100-19036	<b>WPT-072</b>
GWT-18A	16100-60090		GWT-31A	16110-26021	<b>WPT-049</b>	GWT-49A	16100-19037	<b>WPT-072</b>
GWT-19A	16100-61010		GWT-31A	16110-26022	<b>WPT-049</b>	GWT-49A	16110-15020	
GWT-19A	16100-61011		GWT-31A	16110-28010	<b>WPT-049</b>	GWT-49A	16110-19115	
GWT-19A	16100-61012		GWT-31A	16110-28020	<b>WPT-049</b>	GWT-50A	16100-19055	<b>WPT-021A</b>
GWT-19A	16100-61013		GWT-31AF	16100-18010	※ <b>WPT-049</b>	GWT-50A	16100-19056	<b>WPT-021A</b>
GWT-19A	16100-61020		GWT-31AF	16100-26021	※ <b>WPT-049</b>	GWT-50A	16100-19165	<b>WPT-021A</b>
GWT-19A	16100-61030		GWT-31AF	16100-26022	※ <b>WPT-049</b>	GWT-50A	16100-19166	<b>WPT-021A</b>
GWT-21A	16100-47022		GWT-31AF	16100-28010	※ <b>WPT-049</b>	GWT-50A	16100-19175	<b>WPT-021A</b>
GWT-21A	16100-47023		GWT-31AF	16100-28020	※ <b>WPT-049</b>	GWT-51A	16100-19065	
GWT-21A	16120-47011		GWT-32A	16110-38021		GWT-51A	16100-19066	
GWT-21A	16120-47012		GWT-32A	16110-38022		GWT-51A	16100-19067	
GWT-21A	16120-47013		GWT-34A	16110-38020		GWT-52A	16100-49655	<b>WPT-075</b>
GWT-21A	16120-47020		GWT-35A	16110-26020	<b>WPT-049</b>	GWT-52A	16100-49656	<b>WPT-075</b>
GWT-21A	16120-47021		GWT-35AF	16100-26020	※ <b>WPT-049</b>	GWT-52A	16100-49685	<b>WPT-075</b>
GWT-22A	16100-61040	<b>WPT-020</b>	GWT-36A	16103-40010		GWT-53A	16100-69075	※ <b>WPT-097</b>
GWT-22A	16100-61041	<b>WPT-020</b>	GWT-36A	16103-40011		GWT-53A	16100-69076	※ <b>WPT-097</b>
GWT-23A	16110-38030	<b>WPT-017</b>	GWT-38A	16100-19025	※ <b>WPT-066</b>	GWT-53A	16100-69095	
GWT-23A	16110-38031	<b>WPT-017</b>	GWT-41A	16100-39315	<b>WPT-017</b>	GWT-53A	16110-63010	<b>WPT-097</b>
GWT-23A	16110-38035	<b>WPT-017</b>	GWT-41A	16100-39316	<b>WPT-017</b>	GWT-53A	16110-69035	<b>WPT-097</b>
GWT-24A	16100-49415	<b>WPT-036</b>	GWT-41A	16100-39317	<b>WPT-017</b>	GWT-53A	16110-69036	<b>WPT-097</b>
GWT-24A	16100-49416	<b>WPT-036</b>	GWT-42A	16100-59045	<b>WPT-067</b>	GWT-54A	16100-79035	<b>WPT-016A</b>
GWT-25A	16100-31010		GWT-42A	16100-59046	<b>WPT-067</b>	GWT-54A	16100-79036	<b>WPT-016A</b>
GWT-25A	16100-31011		GWT-42A	16100-59047	<b>WPT-067</b>	GWT-55A	16110-45100	
GWT-25A	16100-39035		GWT-42A	16100-59048	<b>WPT-067</b>	GWT-55A	16110-49045	
GWT-26AF	16100-39016		GWT-42A	16100-59049	<b>WPT-067</b>	GWT-55A	16110-49085	
GWT-26AF	16100-39065		GWT-42A	16100-59125	<b>WPT-067</b>	GWT-55A	16110-49086	
GWT-26AF	16100-39135		GWT-42A	16100-59126	<b>WPT-067</b>	GWT-55A	16120-45100	<b>WPT-065</b>
GWT-26AF	16100-39155		GWT-42A	16100-59127	<b>WPT-067</b>	GWT-55A	16120-45110	<b>WPT-065</b>
GWT-26AF	16100-39175		GWT-42A	16100-59128	<b>WPT-067</b>	GWT-55A	16120-49045	<b>WPT-065</b>
GWT-26AF	16100-39176		GWT-42A	16100-59205	<b>WPT-067</b>	GWT-55A	16120-49055	<b>WPT-065</b>



# Cross Reference (GMB No.→AISIN No.)

※ : Components may slightly differ from GENUINE No.  
 ◇ : Complete Assembly Only.  
 & : Part No. requires additional components for installation.

GMB No.	Genuine No.	AISIN No.	GMB No.	Genuine No.	AISIN No.	GMB No.	Genuine No.	AISIN No.
GWT-56A	16100-59025		GWT-72A	16100-69146	※WPT-071	GWT-89A	16110-61081	WPT-028
GWT-56A	16100-59026		GWT-72A	16110-61170	WPT-071	GWT-89A	16110-61130	
GWT-58A	16100-19105	WPT-022	GWT-73A	16100-69155	※WPT-029	GWT-90A	16100-69345	WPT-032
GWT-58A	16100-19106	WPT-022	GWT-73A	16100-69156	※WPT-029	GWT-91A	16100-19235	WPT-015
GWT-58A	16110-01010		GWT-73A	16100-69156	WPT-138	GWT-92A	16100-29085	WPT-057
GWT-58A	16110-15050	WPT-008A	GWT-73A	16100-69255	WPT-150	GWT-93A	16100-19195	
GWT-58A	16110-19045	WPT-008A	GWT-73A	16110-61180	WPT-029	GWT-93A	16100-19226	WPT-011A
GWT-58A	16110-19046	WPT-008A	GWT-74A	16100-69105	WPT-061	GWT-93A	16110-19106	WPT-107A
GWT-58A	16110-19047	WPT-008A	GWT-74A	16100-69106	WPT-061	GWT-94A	16100-64H02	※WPT-126
GWT-59A	16100-19075	WPT-026	GWT-74A	16100-69235	WPT-061	GWT-94A	16100-64H03	WPT-004
GWT-59A	16100-19076	WPT-026	GWT-75A	16100-69115	WPT-037	GWT-94A	16100-64H06	WPT-126
GWT-59A	16100-19077	WPT-026	GWT-75A	16100-69245	WPT-037	GWT-94A	16100-69085	WPT-004
GWT-60A	16100-19045	WPT-024A	GWT-76A	16120-45151		GWT-94A	16100-69275	WPT-004
GWT-60A	16100-19046	WPT-024A	GWT-77A	16100-79075	※WPT-010	GWT-94A	16100-69295	WPT-126
GWT-60A	16100-19155	WPT-024A	GWT-77A	16100-79075	WPTK-010	GWT-94A	16100-69296	WPT-126
GWT-60A	16100-19156	WPT-024A	GWT-77A	16100-79185	WPTK-010	GWT-96A	16100-79245	WPT-044
GWT-61A	16100-59135	WPT-013A	GWT-77A	16110-79025	WPT-010A	GWT-97A	16100-69395	WPT-100
GWT-61A	16100-59136	WPT-013A	GWT-77A	16110-79026	WPT-010A	GWT-97A	16100-69396	WPT-100
GWT-61A	16100-59137	WPT-013A	GWT-78A	16100-19205	WPT-046A	GWT-98A	16100-09080	
GWT-61A	16100-59138	WPT-013A	GWT-78A	16110-15070		GWT-98A	16100-29095	WPT-106
GWT-62A	16100-19095	※WPT-052	GWT-78A	16110-15080	WPT-003A	GWT-99A	16100-69325	WPT-023
GWT-62A	16110-16010	WPT-052	GWT-78A	16110-19075	WPT-003A			
GWT-63A	16100-09020	※WPT-055	GWT-78A	16110-19076	WPT-003A			
GWT-63A	16100-19115	※WPT-055	GWT-78A	16110-19077				
GWT-63A	16110-16020	WPT-055	GWT-78A	16110-19085				
GWT-63A	16110-19165	WPT-055	GWT-78A	16110-19086				
GWT-64A	16100-39345	WPT-007A	GWT-79A	16100-59155	WPT-001			
GWT-64A	16100-39346	WPT-007A	GWT-80A	16100-69215	WPT-098			
GWT-65A	16100-69035	※WPT-051	GWT-81A	16100-69225	WPT-030			
GWT-65A	16100-69036	※WPT-051	GWT-82A	16100-49755	WPT-025			
GWT-65A	16100-69037	※WPT-051	GWT-82A	16100-49756	WPT-025			
GWT-65A	16120-68010	WPT-051	GWT-82A	16100-49775	WPT-068			
GWT-65A	16120-69015	WPT-051	GWT-82A	16100-49776	WPT-068			
GWT-66A	16100-79015	WPT-035	GWT-82A	16100-49805	WPT-025			
GWT-67A	16100-79045	※WPT-060	GWT-83A	16110-19135	WPT-018			
GWT-67A	16100-79095	※WPT-060	GWT-83A	16110-19135	※WPT-108			
GWT-67A	16110-79015	WPT-060	GWT-83AH	16100-15090	WPT-108			
GWT-67A	16110-79095	WPT-060	GWT-83AH	16100-19255	WPT-108			
GWT-68A	16100-19125		GWT-83AH	16100-19295	WPT-108			
GWT-68A	16100-19126		GWT-84A	16100-50020	WPT-027			
GWT-68A	16100-19135		GWT-84A	16100-50021	WPT-027			
GWT-68A	16100-19225		GWT-85A	16100-79155	WPT-012			
GWT-68A	16110-19055	WPT-107A	GWT-86A	16110-19175				
GWT-68A	16110-19065	WPT-107A	GWT-86A	16110-19185	WPT-078			
GWT-68A	16110-19095	WPT-107A	GWT-87A	16100-79165	WPT-014			
GWT-68A	16110-19105	WPT-107A	GWT-87A	16101-76030				
GWT-70A	16100-79025	WPT-045	GWT-88A	16100-61071	※WPT-063			
GWT-71A	16100-69205	WPT-002	GWT-88A	16100-61120	※WPT-063			
GWT-71A	16100-69206	WPT-002	GWT-88A	16100-61130	※WPT-063			
GWT-71A	16100-69305	& WPT-002	GWT-88A	16110-61071	WPT-063			
GWT-71A	16100-69335	WPT-002	GWT-88A	16110-61120	WPT-063			
GWT-72A	16100-69145	※WPT-071	GWT-89A	16100-61081				

# Cross Reference (NPW No.→AISIN No.)

※ : Components may slightly differ from GENUINE No.  
 ◇ : Complete Assembly Only.  
 & : Part No. requires additional components for installation.

NPW No.	Genuine No.	AISIN No.	NPW No.	Genuine No.	AISIN No.	NPW No.	Genuine No.	AISIN No.
D-1	16100-87501		D-40	16100-87109		F-19	21111-AA021	<b>WPF-006</b>
D-1	16100-87502		D-40	16100-87183		F-19	21111-AA022	<b>WPF-006</b>
D-1	16100-87503		D-40	16100-87185		F-19	21111-AA026	<b>WPF-006</b>
D-1	16100-87504		D-41	16100-87247	<b>WPD-022</b>	F-19	X2111-AA080	<b>WPF-006</b>
D-18	16110-28010	<b>WPT-049</b>	D-41	16100-87250	<b>WPD-022</b>	F-19	X2111-AA081	<b>WPF-006</b>
D-2	16100-87702		D-41	16100-87288	<b>WPD-022</b>	F-20	21111-AA060	<b>WPF-008</b>
D-2	16100-87780		D-42	16100-87505	<b>WPD-008</b>	F-20	21111-AA061	<b>WPF-008</b>
D-2	16100-87781		D-42	16100-87507	<b>WPD-008</b>	F-20	X2111-AA040	<b>WPF-008</b>
D-20	16100-87303		D-42	16100-87592	<b>WPD-008</b>	F-20	X2111-AA041	<b>WPF-008</b>
D-24	16100-87786	<b>WPD-007</b>	D-45	16100-87251		F-21	21111-KA132	<b>WPF-001</b>
D-24	16100-87795	<b>WPD-007</b>	D-46	16100-87228		F-21	21111-KA142	<b>WPF-001</b>
D-25	16100-87381		D-46	16100-87249		F-21	21111-KA191	<b>WPF-001</b>
D-25	16100-87382		D-47	16100-87231	<b>WPD-038</b>	F-22	21111-KA151	<b>WPF-004</b>
D-26	16100-87383		D-47	16100-87508	<b>WPD-038</b>	F-22	21111-KA152	<b>WPF-004</b>
D-26	16100-87386		D-48	16100-97213		F-22	21111-KA153	<b>WPF-004</b>
D-26	16100-87387		D-49	16100-97207	<b>WPD-024</b>	F-22	21111-KA154	<b>WPF-004</b>
D-3	16100-87701		D-50	16100-97214		F-22	21111-KA160	<b>WPF-004</b>
D-3	16100-87705		D-51	16100-97215	<b>WPD-025</b>	F-24/ N-76	21010-4M525	
D-3	16100-87706		D-51	16100-97221	<b>WPD-025</b>	F-3	21110-AA050	
D-3	16100-87791		D-53	16100-97406		F-3	41076-7000	
D-30	16100-87580	<b>WPD-005</b>	D-56	16100-97206	<b>WPD-026</b>	F-3	41076-7200	
D-30	16100-87582	<b>WPD-005</b>	D-56	16100-97212	<b>WPD-026</b>	F-4	21110-AA060	<b>WPF-005</b>
D-30	16100-87586	<b>WPD-005</b>	D-6	16100-87707		F-4	41076-7100	<b>WPF-005</b>
D-31	16100-87581	<b>WPD-006</b>	D-6	16100-87788		F-4	41076-7300	<b>WPF-005</b>
D-31	16100-87583	<b>WPD-006</b>	D-7	16100-87782	<b>WPD-010</b>	F-6	31076-4310	
D-31	16100-87587	<b>WPD-006</b>	D-7	16100-87784	<b>WPD-010</b>	F-6	31076-8100	
D-31	16100-87588	<b>WPD-003</b>	D-7	16100-87789	<b>WPD-010</b>	F-7	21110-AA070	
D-32	16100-87280	<b>WPD-002</b>	D-7	16111-87780	<b>WPD-010</b>	F-7	41076-7400	
D-32	16100-87281	<b>WPD-002</b>	D-8	16100-87787	<b>WPD-009</b>	F-8	21110-AA012	<b>WPF-003</b>
D-32	16100-87286	<b>WPD-002</b>	D-8	16100-87796	<b>WPD-009</b>	F-8	21110-AA013	<b>WPF-003</b>
D-33	16100-87391	<b>WPD-011</b>	F-1	31076-0110		F-8	21110-AA015	<b>WPF-003</b>
D-33	16100-87394	<b>WPD-011</b>	F-1	31076-0120		F-8	21110-AA016	<b>WPF-003</b>
D-33A	16100-87390	<b>WPD-012</b>	F-1	31076-4300		F-8	21110-AA017	<b>WPF-003</b>
D-33A	16100-87395	<b>WPD-012</b>	F-1	31076-8100		F-9	21110-AA023	<b>WPF-007</b>
D-34	16100-87790	<b>WPD-013</b>	F-13	21110-AA000		F-9	21110-AA025	<b>WPF-007</b>
D-34	16100-87797	<b>WPD-013</b>	F-13	21110-AA001		F-9	21110-AA026	<b>WPF-007</b>
D-35	16100-87108		F-13	21110-AA002		FR-11	49709-5400G	
D-35	16100-87182		F-13	21110-AA003		FR-11	49709-5400G/ K	
D-35	16100-87184		F-16	21110-AA120		FR-11	49709-5400P	
D-37	16100-87244	<b>WPD-001</b>	F-16	21110-AA121		FR-2	39745-2100	
D-37	16100-87248	<b>WPD-001</b>	F-17	21111-AA000	<b>WPF-002</b>	FV-24	3299-15-010	
D-37	16100-87283	<b>WPD-001</b>	F-17	21111-AA001	<b>WPF-002</b>	FV-29	E92Z-8501A	<b>WPZ-002</b>
D-37	16100-87287	<b>WPD-001</b>	F-17	21111-AA002	<b>WPF-002</b>	FV-36	AD077219	
D-38	16100-87584	<b>WPD-003</b>	F-17	21111-AA003	<b>WPF-002</b>	FV-6	MD025190	
D-38	16100-87590	<b>WPD-003</b>	F-17	21111-AA004	<b>WPF-002</b>	FV-8	D4FZ-8501A	
D-39	16100-87585	<b>WPD-004</b>	F-17	21111-AA006	<b>WPF-002</b>	FV-9	D8FZ-8501A	
D-39	16100-87591	<b>WPD-004</b>	F-17	21111-AA007	<b>WPF-002</b>	H-11	19200-PA1-000	
D-4	16100-87305		F-17	X2111-AA030	<b>WPF-002</b>	H-11	19200-PA1-010	
D-4	16100-87306		F-17	X2111-AA031	<b>WPF-002</b>	H-11	19200-PA1-020	
D-4	16100-87307		F-17	X2111-AA032	<b>WPF-002</b>	H-11	19200-PA1-030	
D-4	16100-87308		F-18	21110-AA110		H-11	19200-PA1-405	
D-4	16100-87309		F-19	21111-AA020	<b>WPF-006</b>	H-16	19200-PA5-000	

# Cross Reference (NPW No.→AISIN No.)

※ : Components may slightly differ from GENUINE No.  
 ◇ : Complete Assembly Only.  
 & : Part No. requires additional components for installation.

NPW No.	Genuine No.	AISIN No.	NPW No.	Genuine No.	AISIN No.	NPW No.	Genuine No.	AISIN No.
H-16	19200-PA5-010		H-31	19200-PH7-003	<b>WPH-008</b>	H-9	19200-679-000	<b>WPH-026</b>
H-16	19200-PA5-700		H-32	19200-P08-004	<b>WPH-006</b>	H-9	19200-679-003	
H-16	19200-PE8-600		H-32	19200-P08-A01	<b>WPH-006</b>	H-9	19200-679-013	<b>WPH-026</b>
H-17	19200-PB2-000		H-33	19200-P36-000	<b>WPH-033</b>	H-9	19200-679-023	<b>WPH-026</b>
H-17	19200-PB2-010		H-33	19200-PZ3-000	<b>WPH-033</b>	H-9	19200-679-033	<b>WPH-026</b>
H-18	19200-PC1-000		H-34	19200-P30-003	<b>WPH-034</b>	H-9	19200-679-043	<b>WPH-026</b>
H-18	19200-PC1-030		H-35	19200-PT2-003	<b>WPH-019</b>	H-9	19200-679-053	<b>WPH-026</b>
H-18	19200-PC1-405		H-35	19200-PT2-013	<b>WPH-019</b>	H-9	19200-PE9-003	<b>WPH-026</b>
H-19	19200-PC0-000		H-36	19200-P72-003		H-9	19200-PE9-013	<b>WPH-026</b>
H-19	19200-PC0-010		H-36	19200-P72-013		H-9	19200-PE9-405	<b>WPH-026</b>
H-19	19200-PC0-405		H-37	19200-P0A-003	<b>WPH-001</b>	HI-1	16100-87380	
H-20	19200-PC6-000	<b>WPH-012</b>	H-37	19200-P0A-032	<b>WPH-001</b>	HI-11	16100-3467	
H-20	19200-PC6-010	<b>WPH-012</b>	H-38	19200-P2A-003	<b>WPH-011A</b>	HI-3/ D-5	16100-59017	<b>WPT-073</b>
H-20	19200-PD2-000	<b>WPH-012</b>	H-38	19200-P2A-004	<b>WPH-011A</b>	HI-3/ D-9	16100-59065	<b>WPT-019</b>
H-20	19200-PD2-405	<b>WPH-012</b>	H-38	19200-P2A-A01	<b>WPH-011A</b>	HI-3/ D-9A	16100-59075	<b>WPT-019</b>
H-20	19200-PD2-415	<b>WPH-012</b>	H-38	19200-P2A-A02	<b>WPH-011A</b>	HI-4/ D-29	16100-59145	<b>WPT-054</b>
H-20	19200-PD2-660	<b>WPH-012</b>	H-39	19200-P13-000		I-1	5-13610-038-0	
H-20	19200-PD6-000	<b>WPH-012</b>	H-39	19200-P13-003		I-1	5-13610-038-1	
H-20	19200-PD6-405	<b>WPH-012</b>	H-39	19200-P13-013		I-1	5-13610-038-2	
H-20	19200-PD6-660	<b>WPH-012</b>	H-4	19110-657-000		I-1	5-13610-038-3	
H-21	19200-PE0-010	<b>WPH-014</b>	H-4	19200-657-000		I-1	5-13610-041-4	
H-21	19200-PE0-415	<b>WPH-014</b>	H-4	19200-657-010		I-1	5-13610-041-5	
H-22	19200-PE0-515	<b>WPH-010</b>	H-4	19200-657-020		I-1	9-13610-323-0	
H-22	19200-PE0-660	<b>WPH-010</b>	H-4	19200-657-030		I-1	9-13610-417-0	
H-23	19200-PH1-000	<b>WPH-003</b>	H-40	19200-P14-A00		I-1	9-13617-605-0	
H-23	19200-PH1-505	<b>WPH-003</b>	H-41	19200-P75-003	<b>WPH-047</b>	I-1	9-13617-635-0	
H-24	19200-PH9-003		H-42	19200-P1R-003	<b>WPH-004</b>	I-2	8-94202-477-1	<b>WPG-019</b>
H-24	19200-PH9-405		H-42	19200-PV1-A01	<b>WPH-004</b>	I-2	8-94224-894-0	<b>WPG-019</b>
H-25	19200-P01-003	<b>WPH-002</b>	H-43	19210-PFB-003	<b>WPH-041</b>	I-22	5-13610-172-0	
H-25	19200-P01-004	<b>WPH-002</b>	H-44	19200-P8A-A03	<b>WPH-800</b>	I-22	5-13610-172-1	
H-25	19200-PM3-000	<b>WPH-002</b>	H-45	19200-P8A-A02	<b>WPH-800</b>	I-22	5-13610-174-0	<b>WPG-004</b>
H-25	19200-PM3-003	<b>WPH-002</b>	H-47	19200-PLC-003		I-22	5-13610-174-1	<b>WPG-004</b>
H-25	19200-PM3-004	<b>WPH-002</b>	H-48	8-97061-280-0		I-22	8-94104-755-0	
H-25	19200-PM3-013	<b>WPH-002</b>	H-48	8-97125-975-0		I-22	8-94120-768-0	<b>WPG-004</b>
H-25	19200-PM3-014	<b>WPH-002</b>	H-49	8-97167-554-0		I-22	8-94120-768-1	<b>WPG-004</b>
H-26	19200-PH3-000	<b>WPH-023</b>	H-5	19200-671-000		I-22	8-94239-649-0	<b>WPG-004</b>
H-26	19200-PH3-003	<b>WPH-023</b>	H-5	19200-671-010		I-22	8-94241-525-0	
H-26	19200-PH3-010	<b>WPH-023</b>	H-5	19200-671-020		I-22	8-94376-837-0	<b>WPG-004</b>
H-26	19200-PH3-505	<b>WPH-023</b>	H-5	19200-689-000		I-22	8-94376-859-0	<b>WPG-004</b>
H-27	19200-PK2-000	<b>WPH-016</b>	H-5	19200-689-010		I-22F	16210-5110	
H-27	19200-PK2-505	<b>WPH-016</b>	H-5	19200-689-020		I-22F	8-94244-409-0	
H-28	19200-PT0-000		H-50	19200-PNA-003		I-23	5-13610-178-0	
H-28	19200-PT0-003	<b>WPH-001</b>	H-51	19200-PV3-003	<b>WPH-004</b>	I-24	5-13610-179-0	
H-28	19200-PT0-004	<b>WPH-001</b>	H-6	19200-689-030		I-24	5-13610-179-1	
H-28	19200-PT0-013	<b>WPH-001</b>	H-6	19200-689-040		I-24	5-13610-179-2	
H-3	19110-657-010		H-7	19200-PA0-000		I-24	8-94376-832-0	
H-3	19110-657-020		H-7	19200-PA0-010		I-25	8-94136-076-0	
H-3	19110-657-030		H-7	19200-PA0-700		I-25	8-94224-456-0	
H-3	19200-673-000	<b>WPH-026</b>	H-8	19200-PA6-000		I-25	8-94240-089-0	
H-3	19200-673-010		H-8	19200-PA6-010		I-25	8-94240-378-0	
H-30	19200-PG6-000	<b>WPH-013</b>	H-8	19200-PA6-020		I-25	8-97010-200-0	
H-30	19200-PG6-405	<b>WPH-013</b>	H-8	19200-PA6-030		I-25A	8-94118-353-0	<b>WPG-014</b>

# Cross Reference (NPW No.→AISIN No.)

※ : Components may slightly differ from GENUINE No.  
 ◇ : Complete Assembly Only.  
 & : Part No. requires additional components for installation.

NPW No.	Genuine No.	AISIN No.	NPW No.	Genuine No.	AISIN No.	NPW No.	Genuine No.	AISIN No.
I-25A	8-94118-501-0	<b>WPG-014</b>	I-35	8-94437-048-0		I-7A	8-94483-167-1	<b>WPG-017</b>
I-25A	8-94118-501-1	<b>WPG-014</b>	I-36	8-94376-858-0		M-1	MD001300	
I-25A	8-97010-201-0	<b>WPG-014</b>	I-36	8-94441-846-0		M-11	ME035168	
I-25F	8-94136-167-0		I-37	8-94155-065-0		M-11	ME035171	
I-25F	8-94232-347-0		I-37	8-94332-922-0		M-11	ME035211	
I-26	8-94136-380-0		I-38	8-94376-850-0		M-11	ME035212	
I-26	8-94140-341-1	<b>WPG-021A</b>	I-38	8-97021-775-0		M-12	30845-31010	
I-26	8-94140-341-2	<b>WPG-021A</b>	I-38	8-97084-505-0		M-15	MD041041	<b>WPM-004</b>
I-26	8-94310-025-0	<b>WPG-021A</b>	I-4	5-13610-012-1		M-15	MD997079	<b>WPM-004</b>
I-26	8-94310-251-0	<b>WPG-021A</b>	I-4	5-13610-012-3		M-15	MD997615	<b>WPM-004</b>
I-26	8-94379-472-0	<b>WPG-021A</b>	I-4	5-13610-124-0	<b>WPG-004</b>	M-15A	MD041050	
I-26	8-94419-461-0	<b>WPG-021A</b>	I-4	5-13610-124-1	<b>WPG-004</b>	M-15A	MD997465	
I-26	8-94419-461-1	<b>WPG-021A</b>	I-4	9-13617-608-0		M-15F	MD083684	
I-26	8-94419-461-2	<b>WPG-021A</b>	I-43A	8-97123-330-0	<b>WPG-021A</b>	M-16	ME013864	<b>WPM-008</b>
I-26	8-94461-173-0	<b>WPG-021A</b>	I-45	8-97073-951-0	<b>WPG-015</b>	M-16	ME015030	
I-26	8-97018-556-0	<b>WPG-002</b>	I-45	8-97109-676-0	<b>WPG-015</b>	M-16	ME015040	<b>WPM-008</b>
I-26A	8-94376-851-0	<b>WPG-021A</b>	I-47	5-86103-070-0	<b>WPN-082A</b>	M-16	ME015045	<b>WPM-008</b>
I-27	8-94332-920-0		I-47	5-86114-301-0	<b>WPN-082A</b>	M-17	MD011757	<b>WPM-010</b>
I-27	8-94376-848-0		I-49	8-97031-472-0		M-17	MD997081	<b>WPM-010</b>
I-28	8-94146-326-0		I-5	5-13610-150-0	<b>WPG-006</b>	M-17	MD997503	
I-28	8-97021-773-0		I-5	5-13610-150-1	<b>WPG-006</b>	M-17	MD997614	<b>WPM-010</b>
I-29	8-94376-847-0		I-5	5-13610-187-0	<b>WPG-006</b>	M-18	MD019461	
I-29	8-97021-774-0		I-5	8-94376-843-0	<b>WPG-006</b>	M-18	MD997074	
I-29	8-97081-623-0		I-5	8-94376-843-1	<b>WPG-006</b>	M-19	MD019465	
I-3	5-13610-027-0		I-50	8-94360-200-0		M-19	MD997073	
I-3	5-13610-027-1		I-50	8-97031-473-0		M-2	K435080	
I-3	5-13610-027-2		I-51	5-86003-637-0	<b>WPH-002</b>	M-2	MD011300	
I-3	5-13610-041-2		I-51	5-86003-638-0	<b>WPH-002</b>	M-20	MD025475	
I-3	5-13610-041-3		I-51	8-94415-090-1	<b>WPG-003</b>	M-20	MD997083	<b>WPM-054</b>
I-3	8-94376-865-0		I-52	5-86003-639-0	<b>WPH-006</b>	M-21	MD997124	
I-3	9-13617-636-0		I-53	5-86003-904-0	<b>WPH-011A</b>	M-22	ME013865	
I-30	5-13610-184-0	<b>WPG-005</b>	I-53	5-86003-905-0	<b>WPH-011A</b>	M-22	ME015041	
I-30	5-13610-184-1	<b>WPG-005</b>	I-54	8-97014-078-0	<b>WPG-008</b>	M-22	ME996862	
I-30	8-94439-851-0	<b>WPG-005</b>	I-55	5-13610-171-1		M-23	MD997402	<b>WPM-049</b>
I-30	8-94439-851-1	<b>WPG-005</b>	I-55	5-13610-171-3		M-25	MD974719	<b>WPM-009</b>
I-30	8-94439-851-2	<b>WPG-005</b>	I-55	8-94376-855-0		M-25	MD997421	<b>WPM-009</b>
I-30	8-97010-772-0	<b>WPG-005</b>	I-55	8-94439-852-0		M-25	MD997485	<b>WPM-009</b>
I-30	8-97021-772-0		I-55	8-94439-855-2		M-25	MD997619	<b>WPM-009</b>
I-31	5-13610-199-0	<b>WPG-009</b>	I-56	5-86103-073-0	<b>WPN-056</b>	M-25	MD997699	<b>WPM-009</b>
I-31	8-94439-853-0	<b>WPG-009</b>	I-56	5-86123-822-0	<b>WPN-056</b>	M-25A	MD034152	<b>WPM-009</b>
I-32	8-94129-554-0	<b>WPG-002</b>	I-7	5-13610-057-0	<b>WPG-017</b>	M-25A	MD997078	<b>WPM-009</b>
I-32	8-94372-119-0	<b>WPG-002</b>	I-7A	5-13160-169-3		M-26	ME013406	<b>WPM-008</b>
I-32	8-94379-924-0	<b>WPG-002</b>	I-7A	5-13610-047-0	<b>WPG-017</b>	M-26	ME013408	<b>WPM-008</b>
I-32	8-94439-850-0	<b>WPG-002</b>	I-7A	5-13610-169-1	<b>WPG-017</b>	M-26	ME013866	<b>WPM-008</b>
I-32	8-94439-850-1	<b>WPG-002</b>	I-7A	5-13610-169-2	<b>WPG-017</b>	M-26	ME015050	<b>WPM-008</b>
I-32	8-94439-850-2	<b>WPG-002</b>	I-7A	5-13610-169-4	<b>WPG-017</b>	M-26	ME993513	<b>WPM-008</b>
I-32	8-97021-171-0	<b>WPG-002</b>	I-7A	5-13610-170-0	<b>WPG-017</b>	M-26	ME996861	<b>WPM-008</b>
I-33	8-94131-330-1		I-7A	5-13610-170-1	<b>WPG-017</b>	M-26	ME996863	<b>WPM-008</b>
I-33	8-94332-636-0		I-7A	5-13610-170-2	<b>WPG-017</b>	M-27	MD972052	<b>WPM-012</b>
I-33	8-94376-845-0		I-7A	5-13610-170-3	<b>WPG-017</b>	M-27	MD997417	<b>WPM-012</b>
I-34	8-94109-591-0	<b>WPG-020</b>	I-7A	8-94376-863-0	<b>WPG-017</b>	M-27	MD997621	<b>WPM-012</b>
I-34	8-94376-866-0		I-7A	8-94483-167-0	<b>WPG-017</b>	M-28	MD997418	



# Cross Reference (NPW No.→AISIN No.)

※ : Components may slightly differ from GENUINE No.  
 ◇ : Complete Assembly Only.  
 & : Part No. requires additional components for installation.

NPW No.	Genuine No.	AISIN No.	NPW No.	Genuine No.	AISIN No.	NPW No.	Genuine No.	AISIN No.
M-28	MD997620		M-53	MD997686	<b>WPM-029</b>	M-9	MD997076	<b>WPM-001A</b>
M-29	MD972003	<b>WPM-014</b>	M-54	MD971539	<b>WPM-046</b>	M-9	MD997609	<b>WPM-001A</b>
M-29	MD980000	<b>WPM-014</b>	M-54	MD972006	<b>WPM-046</b>	M1	K485050	
M-29	MD997244	<b>WPM-014</b>	M-54	MD972054	<b>WPM-046</b>	MR-3A	31645-00040	
M-3	31645-01010		M-55	MD997401	<b>WPM-007</b>	MR-3A	31645-00050	
M-3	31645-01012		M-55	MD997536	<b>WPM-007</b>	MR-3A	31645-02020	
M-3	31645-02010		M-56	ME013410		MR-3A	31645-02021	
M-3	31645-02011		M-56	ME993515		MZ-1	8AS4-15-010	
M-3	31645-02012		M-56	ME996865		MZ-16	8AG3-15-010	
M-30	MD972053	<b>WPM-056</b>	M-57	ME015217	<b>WPM-040</b>	MZ-16	F801-15-010B	
M-30	MD997430	<b>WPM-056</b>	M-57	ME995424	<b>WPM-040</b>	MZ-16	F801-15-010C	
M-30	MD997622	<b>WPM-056</b>	M-57	ME996868	<b>WPM-040</b>	MZ-16	F801-15-010D	
M-31	MD997128	<b>WPM-011</b>	M-58	MD972005	<b>WPM-030</b>	MZ-17	8AG1-15-010	
M-32	MD997404		M-58	MD997643	<b>WPM-030</b>	MZ-17	8AG1-15-010A	
M-32	MD997623		M-59	ME996789	<b>WPM-047</b>	MZ-17	8AG1-15-010B	
M-33	MD997177	<b>WPM-017</b>	M-6	MD017301		MZ-17	FE79-15-010B	
M-33	MD997692	<b>WPM-017</b>	M-6	MD997204		MZ-17	FE79-15-010C	
M-36	ME035245		M-61	MD309756	<b>WPM-033</b>	MZ-18	8AG2-15-100	
M-36	ME035246		M-61	MD346790	<b>WPM-033</b>	MZ-18	8AG2-15-100A	
M-36	ME035247		M-62	MD195193	<b>WPM-028</b>	MZ-18	RF01-99-154	
M-37	MD050450	<b>WPM-002A</b>	M-63	MD199527	<b>WPM-039</b>	MZ-18	RF03-15-010B	
M-37	MD664616		M-64	MD323372	<b>WPM-055</b>	MZ-18F	RF01-23-907	
M-37	MD972001	<b>WPM-002A</b>	M-65	MD973025	<b>WPM-059</b>	MZ-19	8AW2-15-100	<b>WPZ-004</b>
M-37	MD997084	<b>WPM-002A</b>	M-66	MD973162	<b>WPM-035</b>	MZ-19	8AW2-15-100A	<b>WPZ-004</b>
M-37	MD997150	<b>WPM-002A</b>	M-67	MD972934	<b>WPM-038</b>	MZ-19	SL01-15-100E	
M-37	MD997151	<b>WPM-002A</b>	M-68	MD317677	<b>WPM-032</b>	MZ-19	SL01-15-100F	
M-37	MD997170	<b>WPM-002A</b>	M-69	MD350772	<b>WPM-061</b>	MZ-19	SL01-15-100G	
M-37	MD997618	<b>WPM-002A</b>	M-7	MD021490		MZ-19	SL52-15-100B	
M-37F	MD050472		M-7	MD997082		MZ-19A	SL01-15-100	
M-37F	MD106546		M-7	MD997158	<b>WPM-022</b>	MZ-19A	SL01-15-100A	
M-38	MD030751		M-7	MD997178		MZ-19A	SL01-15-100B	
M-4	ME015005		M-7	MD997203	<b>WPM-016</b>	MZ-19A	SL01-15-100C	
M-4	ME015010		M-70	ME993475	<b>WPM-044</b>	MZ-19A	SL01-15-100D	
M-4	ME015020		M-70	ME995286	<b>WPM-044</b>	MZ-20	8AB3-15-010	<b>WPZ-001</b>
M-40	MD997403		M-70	ME996792	<b>WPM-044</b>	MZ-20	8AB3-15-010B	<b>WPZ-001</b>
M-42	MD030750		M-71	MD972440	<b>WPM-031</b>	MZ-20	8AB4-15-010	<b>WPZ-001</b>
M-42	MD997075		M-72	MD971582	<b>WPM-058</b>	MZ-20	8AB4-15-010A	<b>WPZ-001</b>
M-44	MD971538	<b>WPM-048</b>	M-72	MD972051	<b>WPM-058</b>	MZ-20	8AB7-15-010	<b>WPZ-001</b>
M-44	MD972050	<b>WPM-048</b>	M-74	MD974899	<b>WPM-057</b>	MZ-20	8ABT-15-010A	<b>WPZ-006</b>
M-45	MD179030	<b>WPM-003</b>	M-74	MD976464	<b>WPM-057</b>	MZ-20	B630-15-010	<b>WPZ-001</b>
M-45	MD300799	<b>WPM-045</b>	M-74	MD976943	<b>WPM-057</b>	MZ-20	B660-15-010B	<b>WPZ-003</b>
M-45	MD306414	<b>WPM-045</b>	M-75	MD370803	<b>WPM-055</b>	MZ-21	8AS2-15-010	
M-46	MD972004	<b>WPM-013</b>	M-76	MD977503		MZ-21	8AS2-15-010A	
M-46	MD997515	<b>WPM-013</b>	M-77	MD978742		MZ-22	8AH2-15-010	<b>WPZ-002</b>
M-46	MD997634	<b>WPM-013</b>	M-7F	MD021502		MZ-22	8AH2-15-010A	<b>WPZ-002</b>
M-48	ME001551		M-8	MD009000	<b>WPM-006</b>	MZ-22	8AK1-15-010	<b>WPZ-002</b>
M-5	MD017302		M-8	MD009019	<b>WPM-006</b>	MZ-23	8AG7-15-010	
M-50	MD302010	<b>WPM-037</b>	M-8	MD997077	<b>WPM-006</b>	MZ-23	8AG7-15-010A	
M-51	MD997688	<b>WPM-005</b>	M-8	MD997610	<b>WPM-006</b>	MZ-23	8AG7-15-010B	
M-51	MD997689	<b>WPM-005</b>	M-80F	MD034204		MZ-24	8AW3-15-100A	<b>WPZ-005</b>
M-52	MD129490		M-9	MD030863	<b>WPM-001A</b>	MZ-24	8AW3-15-100B	<b>WPZ-005</b>
M-53	MD972002	<b>WPM-029</b>	M-9	MD974649	<b>WPM-001A</b>	MZ-25	8AW4-15-100	<b>WPZ-004</b>

# Cross Reference (NPW No.→AISIN No.)

※ : Components may slightly differ from GENUINE No.  
 ◇ : Complete Assembly Only.  
 & : Part No. requires additional components for installation.

NPW No.	Genuine No.	AISIN No.	NPW No.	Genuine No.	AISIN No.	NPW No.	Genuine No.	AISIN No.
MZ-25	8AW4-15-100A	<b>WPZ-004</b>	MZ-50	8ABE-15-010		N-17A	21010-N5825	
MZ-25	8AWB-15-100		MZ-50	ZL01-15-010A		N-17A	21010-N5826	
MZ-26	V101-15-100A		MZ-51	8AF4-15-010A		N-17A	21010-N5827	
MZ-28	8AB5-15-010	<b>WPZ-003</b>	MZ-51	N3A1-15-010B		N-17A	21010-N5828	
MZ-28	8AB5-15-010A	<b>WPZ-003</b>	MZ-51	N3A1-15-010C		N-17A	21010-N5829	
MZ-28	8AB8-15-010	<b>WPZ-003</b>	MZ-51	N3A1-15-010D		N-17A	BA010-80W26	
MZ-28	B660-15-010C	<b>WPZ-003</b>	MZ-51	N3A2-15-010B		N-2	21010-21000	<b>WPN-032</b>
MZ-29	8ABS-15-010	<b>WPZ-003</b>	MZ-51	N3A2-15-010C		N-2	21010-21001	<b>WPN-032</b>
MZ-30	8AH3-15-010A		MZ-51	N3A2-15-010D		N-2	21010-21002	<b>WPN-032</b>
MZ-30	8AH3-15-010B		MZ-52	8ALA-15-100A		N-2	21010-21025	<b>WPN-032</b>
MZ-30	8AH3-15-010C		MZ-53	8AS2-15-100		N-2	21010-21026	<b>WPN-032</b>
MZ-30	8AH3-15-010E		MZ-53	8AS2-15-100A		N-2	21010-21027	<b>WPN-032</b>
MZ-31	8AL1-15-010B		MZ-56	8AG8-15-010		N-2	21010-21028	<b>WPN-032</b>
MZ-33	8AF4-15-010		MZ-57	8AH5-15-010		N-2	21010-21029	<b>WPN-032</b>
MZ-35	AZ01-15-010	<b>WPS-001</b>	MZ-59	AJ03-15-010B		N-2	21010-21085	<b>WPN-032</b>
MZ-36	8AH6-15-010		MZ-8	8AW1-15-100	<b>WPZ-005</b>	N-2	21010-21088	<b>WPN-032</b>
MZ-37	8AH7-15-010		MZ-8	8AW1-15-100A	<b>WPZ-005</b>	N-2	BA010-21028	<b>WPN-032</b>
MZ-38	8AG2-15-010		MZ-8	SE01-15-100	<b>WPZ-005</b>	N-20	21010-L1600	
MZ-38	8AG2-15-010A		N-1	21010-13200	<b>WPN-036</b>	N-20	21010-L1625	
MZ-38	8AG2-15-010B		N-1	21010-13201	<b>WPN-036</b>	N-21	21010-L1100	<b>WPN-007</b>
MZ-38	8AG2-15-010C		N-1	21010-13202	<b>WPN-036</b>	N-21	21010-L1125	<b>WPN-007</b>
MZ-39	8AE2-15-010		N-1	21010-13225	<b>WPN-036</b>	N-21	21010-L1126	<b>WPN-007</b>
MZ-4	E301-15-010		N-1	21010-13226	<b>WPN-036</b>	N-22	21010-C6025	<b>WPN-041</b>
MZ-4	E301-15-010A	<b>WPZ-006</b>	N-11	21010-S9025		N-22	21010-C6026	<b>WPN-041</b>
MZ-4	E301-15-010B	<b>WPZ-006</b>	N-11	21010-S9026		N-22	21010-C6525	<b>WPN-041</b>
MZ-40	8AG9-15-010		N-13	21010-01M00	<b>WPN-003</b>	N-22	21010-C6526	<b>WPN-041</b>
MZ-41	8ABB-15-010		N-13	21010-01M01	<b>WPN-003</b>	N-23	21010-50V25	<b>WPN-024</b>
MZ-41	8ABB-15-010A		N-13	21010-01M25	<b>WPN-003</b>	N-23	21010-V5525	<b>WPN-024</b>
MZ-41	B6-BFE-15-010A		N-13	21010-50A25	<b>WPN-003</b>	N-23	21010-V5526	<b>WPN-024</b>
MZ-41	B6-BFE-15-010B		N-13	21010-50A26	<b>WPN-003</b>	N-23	21010-V5527	<b>WPN-024</b>
MZ-42	8AK2-15-010		N-13	21010-50A27	<b>WPN-003</b>	N-23	21010-V5528	<b>WPN-024</b>
MZ-43	8AF3-15-100		N-13	21010-50A94	<b>WPN-003</b>	N-23	21010-V5529	<b>WPN-024</b>
MZ-44	8AL4-15-010		N-13	21010-50M00		N-23	21010-V5585	<b>WPN-024</b>
MZ-44	JE96-15-010B		N-14	21010-D0125	<b>WPN-033</b>	N-23	21010-W4425	<b>WPN-024</b>
MZ-46	8AW5-15-100		N-14	21010-D0126	<b>WPN-033</b>	N-23	21010-W4426	<b>WPN-024</b>
MZ-46	8AWA-15-100A		N-14	BA010-D0126	<b>WPN-033</b>	N-23	BA010-V5594	<b>WPN-024</b>
MZ-46	TF04-15-100A		N-16	21010-17S25	<b>WPN-079</b>	N-24	21010-02P25	<b>WPN-019</b>
MZ-48	1N03-15-010	<b>WPN-001</b>	N-16	21010-17S26	<b>WPN-079</b>	N-24	21010-02P26	<b>WPN-019</b>
MZ-49	YJ01-15-100	<b>WPG-015</b>	N-16	21010-17S27	<b>WPN-079</b>	N-24	21010-02P27	<b>WPN-019</b>
MZ-4A	8AB1-15-010	<b>WPZ-006</b>	N-16	21010-V0725	<b>WPN-079</b>	N-24	21010-02P28	<b>WPN-019</b>
MZ-4A	E301-15-010C	<b>WPZ-006</b>	N-16	21010-V0726	<b>WPN-079</b>	N-24	21010-V5025	<b>WPN-019</b>
MZ-4A	E301-15-010D	<b>WPZ-006</b>	N-16	BA010-17S27	<b>WPN-079</b>	N-24	21010-V5026	<b>WPN-019</b>
MZ-4A	E5B6-15-010A	<b>WPZ-006</b>	N-17	21010-N5803		N-24	21010-V5027	<b>WPN-019</b>
MZ-4A	E5B6-15-010B	<b>WPZ-006</b>	N-17A	21010-80W25		N-25	21010-T9025	
MZ-4B	8AB2-15-010	<b>WPZ-006</b>	N-17A	21010-80W26		N-25	21010-T9026	
MZ-5	1757-15-130		N-17A	21010-80W27		N-25	21010-T9027	
MZ-5	1757-15-130B		N-17A	21010-80W89		N-25	21010-T9085	
MZ-5	1757-23-925B		N-17A	21010-80W94		N-25	21010-T9086	
MZ-5	3648-15-130A		N-17A	21010-G3925		N-25	21010-T9087	
MZ-5	3648-15-130D		N-17A	21010-G3926		N-25	21010-T9088	
MZ-5	N232-99-153A		N-17A	21010-G3927		N-26	21010-01B25	<b>WPN-035</b>
MZ-50	8ABC-15-010		N-17A	21010-G3928		N-26	21010-01B26	<b>WPN-035</b>

# Cross Reference (NPW No.→AISIN No.)

※ : Components may slightly differ from GENUINE No.  
 ◇ : Complete Assembly Only.  
 & : Part No. requires additional components for installation.

NPW No.	Genuine No.	AISIN No.	NPW No.	Genuine No.	AISIN No.	NPW No.	Genuine No.	AISIN No.
N-26	21010-01B27	<b>WPN-035</b>	N-36	21010-43G28	<b>WPN-002</b>	N-42	21010-22T27	<b>WPN-028</b>
N-26	21010-01B28	<b>WPN-035</b>	N-36	21010-43G29	<b>WPN-002</b>	N-43	21010-61526	<b>WPN-026</b>
N-27	21010-10G25	<b>WPN-039</b>	N-36	21010-43G85	<b>WPN-002</b>	N-43	21010-61527	<b>WPN-026</b>
N-27	21010-10G26	<b>WPN-039</b>	N-36	21010-43G86	<b>WPN-002</b>	N-43	21010-61528	<b>WPN-026</b>
N-28	21010-06E25	<b>WPN-020</b>	N-36	21010-43G87	<b>WPN-002</b>	N-43	21010-61529	<b>WPN-026</b>
N-28	21010-06E26	<b>WPN-020</b>	N-36	BA010-43G25	<b>WPN-002</b>	N-43	21010-61585	<b>WPN-026</b>
N-28	BA010-06E26	<b>WPN-020</b>	N-37	21010-71E25	<b>WPN-061</b>	N-44	21010-17C25	<b>WPN-064</b>
N-29	21010-50A28	<b>WPN-031</b>	N-37	21010-71E26	<b>WPN-061</b>	N-44	21010-17C26	<b>WPN-064</b>
N-29	21010-50A89	<b>WPN-031</b>	N-37	21010-71E27	<b>WPN-061</b>	N-44	21010-17C27	<b>WPN-064</b>
N-3	21010-18000	<b>WPN-021</b>	N-37	21010-71E28	<b>WPN-061</b>	N-44	21010-17C28	
N-3	21010-18002	<b>WPN-021</b>	N-37	BA010-71E27	<b>WPN-061</b>	N-45	21010-53J00	<b>WPN-014</b>
N-3	21010-18003	<b>WPN-021</b>	N-38	21010-16A25	<b>WPN-037</b>	N-45	21010-53J01	<b>WPN-014</b>
N-3	21010-18026	<b>WPN-021</b>	N-38	21010-16A26	<b>WPN-037</b>	N-45	21010-53J02	<b>WPN-014</b>
N-3	21010-18027	<b>WPN-021</b>	N-38	21010-16A85	<b>WPN-037</b>	N-45	21010-53J03	<b>WPN-014</b>
N-3	21010-H0125	<b>WPN-021</b>	N-39	21010-54A15	<b>WPN-012</b>	N-45	21010-53J04	<b>WPN-014</b>
N-3	21010-H1025	<b>WPN-021</b>	N-39	21010-54A26	<b>WPN-012</b>	N-45	21010-53J05	<b>WPN-014</b>
N-3	21010-H5025	<b>WPN-021</b>	N-39	21010-54A27	<b>WPN-012</b>	N-49	21010-50K26	<b>WPN-088</b>
N-3	21010-H5026		N-39	BA010-54A26	<b>WPN-012</b>	N-49	21010-50K28	<b>WPN-088</b>
N-3	21010-H5027		N-39	BA010-54A27	<b>WPN-012</b>	N-5	21010-E3000	<b>WPN-013</b>
N-3	21010-H7201	<b>WPN-029A</b>	N-4	21010-66000	<b>WPN-022</b>	N-5	21010-E3001	<b>WPN-013</b>
N-3	21010-M6625	<b>WPN-021</b>	N-4	21010-78200	<b>WPN-022</b>	N-5	21010-E3002	<b>WPN-013</b>
N-3	21010-M6626	<b>WPN-021</b>	N-4	21010-78201	<b>WPN-022</b>	N-5	21010-E3003	<b>WPN-013</b>
N-3	21010-M6686	<b>WPN-021</b>	N-4	21010-78202	<b>WPN-022</b>	N-5	21010-E3004	<b>WPN-013</b>
N-3	21010-M6689	<b>WPN-021</b>	N-4	21010-78203	<b>WPN-022</b>	N-5	21010-E3025	
N-30	21010-77A00	<b>WPN-058</b>	N-4	21010-78225	<b>WPN-022</b>	N-5	21010-E3026	<b>WPN-013</b>
N-31	21010-40F25	<b>WPN-059</b>	N-4	21010-78226	<b>WPN-022</b>	N-5	21010-E3027	<b>WPN-013</b>
N-31	21010-40F26	<b>WPN-059</b>	N-4	21010-J5025		N-5	21010-E3028	<b>WPN-013</b>
N-31	21010-40F27	<b>WPN-059</b>	N-4	21010-J5125		N-5	21010-P7503	<b>WPN-013</b>
N-32	21010-37703		N-40	21010-16E01	<b>WPN-011</b>	N-5	21010-P7525	<b>WPN-013</b>
N-32	21010-37726		N-40	21010-16E02	<b>WPN-011</b>	N-5	21010-P7526	<b>WPN-013</b>
N-33	21010-05H00	<b>WPN-074</b>	N-40	21010-16E03	<b>WPN-011</b>	N-5	21010-P7527	<b>WPN-013</b>
N-34	21010-0M300	<b>WPN-001</b>	N-40	21010-16E26	<b>WPN-011</b>	N-5	21010-P7528	<b>WPN-013</b>
N-34	21010-0M301	<b>WPN-001</b>	N-40	21010-26E01	<b>WPN-011</b>	N-5	21010-P7529	<b>WPN-013</b>
N-34	21010-53Y00	<b>WPN-001</b>	N-40	21010-26E02	<b>WPN-011</b>	N-5	21010-P7585	<b>WPN-013</b>
N-34	21010-53Y01	<b>WPN-001</b>	N-40	21010-26E25	<b>WPN-011</b>	N-5	21010-P7586	<b>WPN-013</b>
N-34	21010-74Y00	<b>WPN-001</b>	N-41	21010-0F002	<b>WPN-054A</b>	N-5	21010-P7586AS	<b>WPN-013</b>
N-34	21010-88R00	<b>WPN-001</b>	N-41	21010-0F003	<b>WPN-054A</b>	N-5	21010-P7587	<b>WPN-013</b>
N-34	21010-88R10	<b>WPN-001</b>	N-41	21010-80G01	<b>WPN-054A</b>	N-5	21010-P7588	<b>WPN-013</b>
N-35	21010-42L00	<b>WPN-005</b>	N-41	21010-80G25	<b>WPN-054A</b>	N-5	21010-W3626	<b>WPN-013</b>
N-35	21010-42L01	<b>WPN-005</b>	N-41	21010-80G26	<b>WPN-054A</b>	N-5	21010-Y7025	<b>WPN-013</b>
N-35	21010-42L25	<b>WPN-005</b>	N-41	21010-80G27	<b>WPN-054A</b>	N-5	BA010-E3027	<b>WPN-013</b>
N-35	21010-42L26	<b>WPN-005</b>	N-42	21010-02N25	<b>WPN-006</b>	N-5	BA010-P7588	<b>WPN-013</b>
N-35	21010-58S00	<b>WPN-023</b>	N-42	21010-02N26	<b>WPN-028</b>	N-50	21010-03J25	<b>WPN-038A</b>
N-35	21010-58S25	<b>WPN-023</b>	N-42	21010-02N27	<b>WPN-028</b>	N-50	21010-03J26	<b>WPN-038A</b>
N-36	21010-35V25	<b>WPN-002</b>	N-42	21010-02N28	<b>WPN-028</b>	N-51	21010-2T325	<b>WPN-082A</b>
N-36	21010-35V26	<b>WPN-002</b>	N-42	21010-02N85	<b>WPN-006</b>	N-51	21010-5T125	<b>WPN-082A</b>
N-36	21010-35V27	<b>WPN-002</b>	N-42	21010-02N86	<b>WPN-028</b>	N-51	21010-5T126	<b>WPN-082A</b>
N-36	21010-43G02	<b>WPN-002</b>	N-42	21010-02N87	<b>WPN-028</b>	N-52	21010-19B25	<b>WPN-015</b>
N-36	21010-43G03	<b>WPN-002</b>	N-42	21010-02N90	<b>WPN-006</b>	N-52	21010-24B25	<b>WPN-015</b>
N-36	21010-43G25	<b>WPN-002</b>	N-42	21010-02N91	<b>WPN-028</b>	N-53	21010-22J25	<b>WPN-010</b>
N-36	21010-43G26	<b>WPN-002</b>	N-42	21010-22T25	<b>WPN-028</b>	N-53	21010-22J26	<b>WPN-010</b>
N-36	21010-43G27	<b>WPN-002</b>	N-42	21010-22T26	<b>WPN-028</b>	N-53	21010-81T25	<b>WPN-010</b>

# Cross Reference (NPW No.→AISIN No.)

※ : Components may slightly differ from GENUINE No.  
 ◇ : Complete Assembly Only.  
 & : Part No. requires additional components for installation.

NPW No.	Genuine No.	AISIN No.	NPW No.	Genuine No.	AISIN No.	NPW No.	Genuine No.	AISIN No.
N-53	21010-V7225	<b>WPN-010</b>	N-64	21010-21N25	<b>WPN-065</b>	N-79	21010-52F01	<b>WPN-068</b>
N-53	21010-V7226	<b>WPN-010</b>	N-64	21010-21N26	<b>WPN-065</b>	N-8	21010-H7225	<b>WPN-029A</b>
N-53	21010-V7227	<b>WPN-010</b>	N-64	21010-21N27	<b>WPN-065</b>	N-8	21010-H7226	<b>WPN-029A</b>
N-53	21010-V7228	<b>WPN-010</b>	N-64	21010-21N28	<b>WPN-065</b>	N-8	21010-H7227	<b>WPN-029A</b>
N-53	21010-V7229	<b>WPN-010</b>	N-64	21010-21N29	<b>WPN-065</b>	N-8	21010-H7287	<b>WPN-029A</b>
N-53	21010-V7285	<b>WPN-010</b>	N-64	21010-21N85	<b>WPN-065</b>	N-8	21010-H7289	<b>WPN-029A</b>
N-53	BA010-22J25	<b>WPN-010</b>	N-64	21010-21N86	<b>WPN-065</b>	N-8	BA010-H7227	<b>WPN-029A</b>
N-54	21010-10V25	<b>WPN-052</b>	N-65	21010-30R00	<b>WPN-067</b>	N-80	21010-0W825	
N-54	21010-10V27	<b>WPN-052</b>	N-65	21010-30R05	<b>WPN-067</b>	N-80	21010-0W827	
N-55	21010-70T25	<b>WPN-005</b>	N-66	21010-1E400	<b>WPN-060</b>	N-80	21010-0W828	
N-56	21010-22P00	<b>WPN-016</b>	N-66	21010-1E401	<b>WPN-060</b>	N-81	21010-2W225	
N-56	21010-22P25	<b>WPN-016</b>	N-66	21010-1E402	<b>WPN-060</b>	N-82	21010-VG126	
N-56	21010-22P26	<b>WPN-016</b>	N-66	21010-1E425	<b>WPN-060</b>	N-83	21010-VW226	
N-56	21010-22P27	<b>WPN-016</b>	N-68	21010-65N28		N-84	21010-2S526	<b>WPN-002</b>
N-57	21010-F6500	<b>WPN-057</b>	N-68	21010-65N87		N-84	21010-2S627	
N-57	21010-F6525	<b>WPN-057</b>	N-68	21010-65N89		N-86	21010-0W025	<b>WPN-085</b>
N-57	21010-F6526	<b>WPN-057</b>	N-69	21010-R8425		N-86	21010-0W026	<b>WPN-085</b>
N-57	21010-F6527	<b>WPN-057</b>	N-69	21010-R8426		N-86	21010-0W027	<b>WPN-085</b>
N-57	21010-F6528	<b>WPN-057</b>	N-69	21010-R8427		N-86	21010-0W028	<b>WPN-085</b>
N-58	21010-G3625		N-69	BA010-P8427		N-87	21010-0H625	<b>WPN-053</b>
N-58	21010-G3626		N-7	21010-23003		N-87	21010-0H626	<b>WPN-053</b>
N-58	21010-W1727		N-7	21010-23025		N-87	21010-0H627	<b>WPN-053</b>
N-58	21010-W1786		N-7	21010-23026		N-87	21010-VR025	<b>WPN-053</b>
N-58	BA010-G3625		N-7	21010-23028		N-88	21010-VB025	
N-58	BA010-G3626		N-7	21010-N8525		N-9	21010-09W25	
N-59	21010-44G25		N-7	21010-N8527		N-9	21010-31W25	
N-59	21010-44G26		N-7	21010-U6725		N-9	21010-31W26	
N-59	21010-44G27		N-7	21010-U6726		N-92	21010-6N225	
N-6	21010-37501	<b>WPN-043</b>	N-7	BA010-23028		N-92	21010-6N226	<b>WPN-092</b>
N-6	21010-37502	<b>WPN-043</b>	N-7	BA010-N8527		NZ-48	1N01-15-010	<b>WPN-071</b>
N-6	21010-37503	<b>WPN-043</b>	N-70	21010-65N27		S-10	17400-78830	
N-6	21010-37504	<b>WPN-043</b>	N-70	21010-65N88		S-12	17400-82820	<b>WPS-007A</b>
N-6	21010-37526	<b>WPN-043</b>	N-70	21010-VH225		S-12	17400-82821	<b>WPS-007A</b>
N-6	21010-37527	<b>WPN-043</b>	N-71	21010-57J00	<b>WPN-009</b>	S-12	17400-82822	<b>WPS-007A</b>
N-6	21010-37528	<b>WPN-043</b>	N-71	21010-57J01	<b>WPN-009</b>	S-12	17400-82830	<b>WPS-004A</b>
N-6	21010-37529	<b>WPN-043</b>	N-71	21010-57J02	<b>WPN-009</b>	S-12	17400-82840	<b>WPS-007A</b>
N-60	21010-31U25	<b>WPN-070</b>	N-71	21010-57J03	<b>WPN-009</b>	S-13	17400-83850	
N-60	21010-31U26	<b>WPN-070</b>	N-71	21010-57J25	<b>WPN-009</b>	S-13	17400-83860	
N-60	21010-31U27	<b>WPN-070</b>	N-71	21010-57J26	<b>WPN-009</b>	S-13	17400-85810	<b>WPS-009</b>
N-60	21010-31U28	<b>WPN-070</b>	N-71	21010-57J27	<b>WPN-009</b>	S-13	17400-85820	<b>WPS-009</b>
N-61	21010-06J25	<b>WPN-025</b>	N-74	21010-85G25	<b>WPN-056</b>	S-13	17400-85821	<b>WPS-009</b>
N-61	21010-06J26	<b>WPN-025</b>	N-74	21010-85G26	<b>WPN-056</b>	S-14	17400-60810	<b>WPS-006A</b>
N-61	21010-06J27	<b>WPN-025</b>	N-74	21010-85G27	<b>WPN-056</b>	S-14	17400-60811	<b>WPS-006A</b>
N-61	21010-06J28	<b>WPN-025</b>	N-75	21010-0P525	<b>WPN-055</b>	S-14	17400-60812	<b>WPS-006A</b>
N-61	21010-06J29	<b>WPN-025</b>	N-75	21010-0P526	<b>WPN-055</b>	S-14	17400-60813	<b>WPS-006A</b>
N-62	21010-12G25	<b>WPN-004</b>	N-75	21010-0P527	<b>WPN-055</b>	S-14	17400-60814	<b>WPS-006A</b>
N-62	21010-12G26	<b>WPN-004</b>	N-75	21010-0P528	<b>WPN-055</b>	S-14	17400-60815	<b>WPS-006A</b>
N-62	21010-12G27	<b>WPN-004</b>	N-75	21010-0P529	<b>WPN-055</b>	S-15	17400-50810	<b>WPS-001</b>
N-62	BA010-12G26	<b>WPN-004</b>	N-77	21010-65N91		S-15	17400-50811	<b>WPS-001</b>
N-63	21010-41B00	<b>WPN-063</b>	N-78	21010-6T325		S-15	17400-50812	<b>WPS-001</b>
N-63	21010-41B01	<b>WPN-063</b>	N-78	21010-6T326		S-15	17400-61810	<b>WPS-001</b>
N-63	21010-41B02	<b>WPN-063</b>	N-79	21010-52F00	<b>WPN-068</b>	S-16	17400-51811	<b>WPS-003</b>

# Cross Reference (NPW No.→AISIN No.)

※ : Components may slightly differ from GENUINE No.  
 ◇ : Complete Assembly Only.  
 & : Part No. requires additional components for installation.

NPW No.	Genuine No.	AISIN No.	NPW No.	Genuine No.	AISIN No.	NPW No.	Genuine No.	AISIN No.
S-16	17400-51812	<b>WPS-003</b>	T-1	16100-29018		T-126	16100-79165	<b>WPT-014</b>
S-17	17400-82823	<b>WPS-007A</b>	T-10	16100-49415	<b>WPT-036</b>	T-127	16100-50020	<b>WPT-027</b>
S-17	17400-82824	<b>WPS-007A</b>	T-10	16100-49416	<b>WPT-036</b>	T-127	16100-50021	<b>WPT-027</b>
S-17	17400-82850	<b>WPS-007A</b>	T-104	16100-69345	<b>WPT-032</b>	T-127	16100-50022	<b>WPT-027</b>
S-17	17400-82851	<b>WPS-007A</b>	T-105	16100-79155	<b>WPT-012</b>	T-128	16100-29115	<b>WPT-117</b>
S-18	17400-70830	<b>WPS-001</b>	T-107	16100-69335	<b>WPT-002</b>	T-12AF	16100-39016	
S-19	17400-61820	<b>WPS-033</b>	T-109A	16110-19175		T-12AF	16100-39065	
S-21	17400-73831		T-109A	16110-19176		T-12AF	16100-39135	
S-22	17400-78850	<b>WPS-028</b>	T-109A	16110-19185	<b>WPT-078</b>	T-12AF	16100-39155	
S-23	17400-76810	<b>WPS-021</b>	T-109AH	16100-19265	<b>WPT-033A</b>	T-12AF	16100-39165	
S-24	17400-78860	<b>WPS-023</b>	T-109AH	16100-19305	<b>WPT-033A</b>	T-12AF	16100-39166	
S-25	17400-83813		T-110	16100-69325	<b>WPT-023</b>	T-12AF	16100-39175	
S-25	17400-83815	<b>WPS-004A</b>	T-111	16100-79115	<b>WPT-009</b>	T-12AF	16100-39176	
S-26	17400-85830		T-111	16100-79116	<b>WPT-009</b>	T-12AF	16100-39177	
S-27	17400-76G70	<b>WPS-035</b>	T-112	16100-79126	※ <b>WPT-056</b>	T-12AF	16100-39178	
S-27	17400-77810		T-112	16100-79175	※ <b>WPT-056</b>	T-12AF	16100-39195	
S-28	17400-76820	<b>WPS-022</b>	T-112	16110-79105	<b>WPT-056</b>	T-12AF	16100-39196	
S-29	17400-78880	<b>WPS-024</b>	T-112	16110-79115	<b>WPT-056</b>	T-12AF	16100-39197	
S-3	17400-63200	<b>WPS-008</b>	T-113	16100-19226	<b>WPT-011A</b>	T-12AF	16100-39205	
S-3	17400-72020	<b>WPS-008</b>	T-113	16110-19106	<b>WPT-107A</b>	T-12AF	16100-39206	
S-3	17400-72021	<b>WPS-008</b>	T-113	16110-19107	<b>WPT-006</b>	T-12AF	16100-39215	
S-3	17400-72801	<b>WPS-008</b>	T-114	16100-78010		T-12AF	16100-39216	
S-3	17400-72810	<b>WPS-008</b>	T-114	16100-78011		T-12AF	16100-39225	
S-3	17400-72811	<b>WPS-008</b>	T-115	16100-59165	<b>WPT-047</b>	T-12AF	16100-39245	
S-30	17400-62810		T-115	16100-59166	<b>WPT-047</b>	T-12AF	16100-39246	
S-31	17400-70D00		T-115	16100-59245	<b>WPT-047</b>	T-12AF	16100-39255	
S-31	17400-71811		T-116	16100-59175	<b>WPT-039</b>	T-13	16120-34100	<b>WPT-064</b>
S-32	17400-83840	<b>WPS-016</b>	T-116	16100-59176	<b>WPT-039</b>	T-13	16120-34101	
S-32	17400-83841	<b>WPS-016</b>	T-116	16100-59265	<b>WPT-039</b>	T-13	16120-34140	<b>WPT-064</b>
S-5	17400-74001		T-117	16100-79225	<b>WPT-127</b>	T-130	16100-29155	<b>WPT-111</b>
S-6	17400-73001	<b>WPS-002A</b>	T-117	16100-79235		T-131	16100-59275	<b>WPT-125</b>
S-6	17400-73002	<b>WPS-002A</b>	T-117	16110-79125		T-132	16100-69395	<b>WPT-100</b>
S-6	17400-73012	<b>WPS-002A</b>	T-117	16110-79135		T-132	16100-69396	<b>WPT-100</b>
S-6	17400-73013	<b>WPS-002A</b>	T-118	16100-49835	<b>WPT-110</b>	T-133	16100-69405	<b>WPT-048</b>
S-6	17400-73810	<b>WPS-002A</b>	T-118	16100-49836	<b>WPT-110</b>	T-134	16100-28040	<b>WPT-129</b>
S-6	17400-73811	<b>WPS-002A</b>	T-118	16100-49838	<b>WPT-110</b>	T-135	16100-49875	<b>WPT-116</b>
S-6	17400-73812	<b>WPS-002A</b>	T-118	16110-49115	◇ <b>WPT-110</b>	T-135	16100-49876	<b>WPT-116</b>
S-7	17400-78300		T-118	16110-49116	◇ <b>WPT-110</b>	T-135	16110-49155	<b>WPT-155</b>
S-7	17400-78810		T-12	16120-33010		T-135	16110-49156	<b>WPT-155</b>
S-7	17400-78811		T-12	16120-33020		T-136	16100-49845	※ <b>WPT-038</b>
S-8	17400-73820	<b>WPS-002A</b>	T-12	16120-34010		T-136	16100-49846	※ <b>WPT-038</b>
S-8	17400-78820	<b>WPS-002A</b>	T-12	16120-34020		T-136	16110-49097	<b>WPT-038</b>
S-8	17400-78821	<b>WPS-002A</b>	T-12	16120-34090		T-136	16110-49125	<b>WPT-038</b>
S-9	17400-82812	<b>WPS-004A</b>	T-12	16120-34110	<b>WPT-084</b>	T-136	16110-49126	<b>WPT-038</b>
S-9A	17400-83810	<b>WPS-004A</b>	T-120	16100-29085	<b>WPT-057</b>	T-137	16100-49855	<b>WPT-159</b>
S-9A	17400-83811	<b>WPS-004A</b>	T-121	16100-29095	<b>WPT-106</b>	T-137	16100-49856	※ <b>WPT-083</b>
S-9A	17400-83812	<b>WPS-004A</b>	T-122	16100-79265	<b>WPT-042</b>	T-137	16100-49856	<b>WPT-159</b>
S-9A	17400-83814	<b>WPS-004A</b>	T-123	16100-79245	<b>WPT-044</b>	T-137	16110-49130	<b>WPT-083</b>
T-1	16100-22010		T-123	16100-79255	<b>WPT-044</b>	T-137	16110-49135	<b>WPT-083</b>
T-1	16100-29015		T-125	16100-69355	<b>WPT-109</b>	T-138	16100-79285	<b>WPT-112</b>
T-1	16100-29016		T-125	16100-69356	<b>WPT-109</b>	T-139	16100-69298	<b>WPT-126</b>
T-1	16100-29017		T-125	16110-69045	<b>WPT-113</b>	T-139	16100-69435	<b>WPT-126</b>



# Cross Reference (NPW No.→AISIN No.)

※ : Components may slightly differ from GENUINE No.  
 ◇ : Complete Assembly Only.  
 & : Part No. requires additional components for installation.

NPW No.	Genuine No.	AISIN No.	NPW No.	Genuine No.	AISIN No.	NPW No.	Genuine No.	AISIN No.
T-13AF	16100-39226		T-20	16100-88221	<b>WPT-086</b>	T-37	16100-39285	<b>WPT-076</b>
T-13AF	16100-39227		T-21	16110-88260	<b>WPT-087</b>	T-38	16120-41020	
T-13AF	16100-39228		T-22	16100-59015	<b>WPT-073</b>	T-38	16120-41040	
T-13AF	16100-39235	※ <b>WPT-069</b>	T-22	16100-59055	<b>WPT-073</b>	T-39	16103-40010	
T-13AF	16100-39236	※ <b>WPT-069</b>	T-22/ D-5	16100-59016	<b>WPT-073</b>	T-39	16103-40011	
T-13AF	16100-39237	※ <b>WPT-069</b>	T-23/ 4	16120-47012		T-4	16100-29027	
T-13AF	16100-39265		T-23/ 4	16120-47013		T-4	16100-29028	
T-13AF	16100-39295		T-23/ 4	16120-47020		T-4	16100-29065	
T-13AF	16100-39296		T-23/ 4	16120-47021		T-4	16100-29066	
T-14	16120-41060	<b>WPT-084</b>	T-25	16120-41170	<b>WPT-084</b>	T-40	16103-40030	
T-14	16120-42010	<b>WPT-084</b>	T-26	16100-19045	<b>WPT-024A</b>	T-40	16103-40031	
T-14	16120-42011	<b>WPT-084</b>	T-26	16100-19046	<b>WPT-024A</b>	T-41	16100-96003	
T-14	16120-42012	<b>WPT-084</b>	T-26	16100-19155	<b>WPT-024A</b>	T-41	16120-23010	<b>WPT-103</b>
T-14	16120-45080	<b>WPT-084</b>	T-26	16100-19156	<b>WPT-024A</b>	T-41	16120-76001-71	<b>WPT-103</b>
T-140	16100-69377	<b>WPT-059</b>	T-26	16100-19215	<b>WPT-024A</b>	T-42	16100-49155	
T-142/ D54	16100-97205	※ <b>WPD-023</b>	T-26	16100-19216	<b>WPT-024A</b>	T-42	16100-49156	<b>WPT-155</b>
T-143	16100-97404	<b>WPT-117</b>	T-27	16100-49585	※ <b>WPT-065</b>	T-43	16100-49575	
T-145	16100-29175	<b>WPT-106</b>	T-27	16100-49595	※ <b>WPT-065</b>	T-43	16100-49576	
T-146	16100-29145		T-27	16100-49615	※ <b>WPT-065</b>	T-43	16100-49577	
T-146	16100-29165		T-27	16110-45100		T-45	16100-60080	
T-147	16100-28050		T-27	16110-45110		T-46	16100-60090	
T-16	16100-39136		T-27	16110-49045		T-47	16100-61010	
T-16	16100-39315	<b>WPT-017</b>	T-27	16110-49085		T-47	16100-61011	
T-16	16100-39316	<b>WPT-017</b>	T-27	16110-49086		T-47	16100-61012	
T-16	16100-39317	<b>WPT-017</b>	T-27	16120-45100	<b>WPT-065</b>	T-47	16100-61013	
T-16	16110-38030	<b>WPT-017</b>	T-27	16120-45110	<b>WPT-065</b>	T-47	16100-61020	
T-16	16110-38031	<b>WPT-017</b>	T-27	16120-49045	<b>WPT-065</b>	T-49	16100-61040	<b>WPT-020</b>
T-16	16110-38035	<b>WPT-017</b>	T-27	16120-49046	<b>WPT-065</b>	T-49	16100-61041	<b>WPT-020</b>
T-17	16100-19035	<b>WPT-072</b>	T-27	16120-49045	<b>WPT-065</b>	T-50	16110-61071	<b>WPT-063</b>
T-17	16100-19036	<b>WPT-072</b>	T-28	16100-19075	<b>WPT-026</b>	T-50AF	16100-61120	※ <b>WPT-063</b>
T-17	16100-19037	<b>WPT-072</b>	T-28	16100-19076	<b>WPT-026</b>	T-51	16110-61081	<b>WPT-028</b>
T-17	16100-19037	<b>WPT-072</b>	T-28	16100-19077	<b>WPT-026</b>	T-51AF	16100-61081	
T-17	16110-15020		T-29A	16100-59076	<b>WPT-019</b>	T-51AF	16100-61130	※ <b>WPT-063</b>
T-17	16110-19115		T-3	16100-29045	<b>WPT-079</b>	T-53	16100-77050	
T-18	16100-59047	<b>WPT-067</b>	T-3	16100-29046	<b>WPT-079</b>	T-53	16100-77051	
T-18	16100-59048	<b>WPT-067</b>	T-3	16100-29047	<b>WPT-079</b>	T-54	16100-19105	<b>WPT-022</b>
T-18	16100-59049	<b>WPT-067</b>	T-3	16100-29048	<b>WPT-079</b>	T-54	16100-19106	<b>WPT-022</b>
T-18	16100-59125	<b>WPT-067</b>	T-30	16100-69075	※ <b>WPT-097</b>	T-54	16110-01010	
T-18	16100-59126	<b>WPT-067</b>	T-30	16100-69076	※ <b>WPT-097</b>	T-54	16110-15045	<b>WPT-008A</b>
T-18	16100-59127	<b>WPT-067</b>	T-30	16110-63010	<b>WPT-097</b>	T-54	16110-15046	<b>WPT-008A</b>
T-18	16100-59128	<b>WPT-067</b>	T-30	16110-69035	<b>WPT-097</b>	T-54	16110-15047	<b>WPT-008A</b>
T-19	16100-19029		T-30	16110-69036	<b>WPT-097</b>	T-54	16110-15050	<b>WPT-008A</b>
T-19	16100-19085		T-31	16110-19225		T-54	16110-19045	<b>WPT-008A</b>
T-19	16100-19086	※ <b>WPT-090</b>	T-32	16100-19055	<b>WPT-021A</b>	T-54	16110-19046	<b>WPT-008A</b>
T-19	16110-15010	<b>WPT-066</b>	T-32	16100-19056	<b>WPT-021A</b>	T-54	16110-19047	<b>WPT-008A</b>
T-19	16110-19025	<b>WPT-090</b>	T-32	16100-19165	<b>WPT-021A</b>	T-54	16110-19047	<b>WPT-008A</b>
T-19	16110-19026	<b>WPT-090</b>	T-32	16100-19166	<b>WPT-021A</b>	T-55	16100-19095	※ <b>WPT-052</b>
T-19	16110-19035	<b>WPT-066</b>	T-32	16100-19175	<b>WPT-021A</b>	T-55	16110-16010	<b>WPT-052</b>
T-19	16110-19036	<b>WPT-066</b>	T-33	16100-19065		T-55	16110-19155	<b>WPT-052</b>
T-2	16100-29025		T-33	16100-19066		T-56	16100-49655	<b>WPT-075</b>
T-2	16100-29026		T-33	16100-19067		T-56	16100-49656	<b>WPT-075</b>
T-2	16100-29055		T-35	16110-38021		T-57	16100-59135	<b>WPT-013A</b>
T-20	16100-88220	<b>WPT-086</b>	T-35	16110-38022		T-57	16100-59136	<b>WPT-013A</b>

# Cross Reference (NPW No.→AISIN No.)

※ : Components may slightly differ from GENUINE No.  
 ◇ : Complete Assembly Only.  
 & : Part No. requires additional components for installation.

NPW No.	Genuine No.	AISIN No.
T-57	16100-59137	<b>WPT-013A</b>
T-57	16100-59138	<b>WPT-013A</b>
T-58	16100-69275	<b>WPT-004</b>
T-58/ D-28	16100-69085	<b>WPT-004</b>
T-59	16100-79036	<b>WPT-016A</b>
T-59/ D-27	16100-79035	<b>WPT-016A</b>
T-6	16110-18010	
T-6	16110-26020	<b>WPT-049</b>
T-6	16110-26021	<b>WPT-049</b>
T-6	16110-26022	<b>WPT-049</b>
T-6/ D-18	16110-28020	<b>WPT-049</b>
T-62	16100-10941-71	<b>WPT-507</b>
T-62	16120-10940-71	<b>WPT-505</b>
T-63	16100-19115	※ <b>WPT-055</b>
T-63	16110-16020	<b>WPT-055</b>
T-63	16110-19165	<b>WPT-055</b>
T-64	16100-69035	※ <b>WPT-051</b>
T-64	16100-69036	※ <b>WPT-051</b>
T-64	16100-69037	※ <b>WPT-051</b>
T-64	16120-68010	<b>WPT-051</b>
T-64	16120-69015	<b>WPT-051</b>
T-67	16100-39345	<b>WPT-007A</b>
T-67	16100-39346	<b>WPT-007A</b>
T-68	16100-19125	
T-68	16100-19126	
T-68	16100-19135	
T-68	16100-19195	
T-68	16110-19055	<b>WPT-107A</b>
T-68	16110-19065	<b>WPT-107A</b>
T-69	16100-69145	※ <b>WPT-071</b>
T-69	16100-69146	※ <b>WPT-071</b>
T-69	16110-61170	<b>WPT-071</b>
T-6AF	16100-28010	※ <b>WPT-049</b>
T-6AF	16100-28020	※ <b>WPT-049</b>
T-70	16100-69155	※ <b>WPT-029</b>
T-70	16100-69156	※ <b>WPT-029</b>
T-70	16100-69156	<b>WPT-138</b>
T-70	16100-69195	※ <b>WPT-029</b>
T-70	16100-69196	※ <b>WPT-029</b>
T-70	16110-61180	<b>WPT-029</b>
T-71	16100-69105	<b>WPT-061</b>
T-71	16100-69106	<b>WPT-061</b>
T-71	16100-69235	<b>WPT-061</b>
T-72	16100-69115	<b>WPT-037</b>
T-72	16100-69245	<b>WPT-037</b>
T-73	16100-59085	<b>WPT-058</b>
T-74	16100-59105	<b>WPT-074</b>
T-76	16100-49755	<b>WPT-025</b>
T-76	16100-49756	<b>WPT-025</b>
T-76	16100-49805	<b>WPT-025</b>
T-77	16100-19205	<b>WPT-046A</b>
T-77	16110-15070	

NPW No.	Genuine No.	AISIN No.
T-77	16110-15080	<b>WPT-003A</b>
T-77	16110-15085	<b>WPT-003A</b>
T-77	16110-19075	<b>WPT-003A</b>
T-77	16110-19076	<b>WPT-003A</b>
T-77	16110-19077	
T-77	16110-19085	
T-77	16110-19086	
T-79	16100-79015	<b>WPT-035</b>
T-8	16100-39116	<b>WPT-077</b>
T-80	16100-79025	<b>WPT-045</b>
T-81	16100-79065	<b>WPT-053</b>
T-84	16100-59155	<b>WPT-001</b>
T-84	16100-59255	<b>WPT-001</b>
T-84	16100-59256	<b>WPT-001</b>
T-84	16100-59257	<b>WPT-001</b>
T-85	16100-49775	<b>WPT-068</b>
T-85	16100-49776	<b>WPT-068</b>
T-86	16100-79045	※ <b>WPT-060</b>
T-86	16100-79095	※ <b>WPT-060</b>
T-86	16110-79015	<b>WPT-060</b>
T-86	16110-79095	<b>WPT-060</b>
T-87	16110-79025	<b>WPT-010A</b>
T-87	16110-79026	<b>WPT-010A</b>
T-87	16110-79045	<b>WPT-010A</b>
T-87AH	16100-79075	※ <b>WPT-010</b>
T-87AH	16100-79075	<b>WPTK-010</b>
T-87AH	16100-79185	<b>WPTK-010</b>
T-88	16100-19225	
T-88	16110-19095	<b>WPT-107A</b>
T-88	16110-19105	<b>WPT-107A</b>
T-89	16100-69215	<b>WPT-098</b>
T-9	16100-25010	<b>WPT-085</b>
T-9	16100-25011	<b>WPT-085</b>
T-9	16100-25012	<b>WPT-085</b>
T-90	16100-69225	<b>WPT-030</b>
T-93	16110-19135	<b>WPT-018</b>
T-93	16110-19135	※ <b>WPT-108</b>
T-93	16110-19205	<b>WPT-018</b>
T-93A	16110-19145	◇ <b>WPT-108</b>
T-93A	16110-19146	◇ <b>WPT-108</b>
T-93AH	16100-19255	<b>WPT-108</b>
T-93AH	16100-19295	<b>WPT-108</b>
T-94	16100-69295	<b>WPT-126</b>
T-94	16100-69296	<b>WPT-126</b>
T-94	16100-69425	<b>WPT-126</b>
T-95	16100-69255	<b>WPT-150</b>
T-96	16100-69265	
T-97	16100-69187	
T-97	16100-69205	<b>WPT-002</b>
T-97	16100-69206	<b>WPT-002</b>
T-98	16100-69185	
T-98	16100-69186	

NPW No.	Genuine No.	AISIN No.
T-98	16100-69305	<b>&amp; WPT-002</b>
T-99	16100-19235	<b>WPT-015</b>

Published on February 28, 2015

Edited and Published by

**AISIN SEIKI Co.,Ltd.**

Aftermarket Dept.

Aftermarket Business Sector

2-1, Asahi-machi, Kariya, Aichi, JAPAN

Printed in Japan





# AISIN

One Team, Best Future



## Meet the AISIN Family

Offering a wide selection  
of quality products



# AISIN

**AISIN**   
 *Geared up for the future*

---

**AISIN SEIKI Co.,Ltd.**   
AICHI, JAPAN  
<http://www.aisinaftermarket.jp>

