


**CATALOGO SEMIASSI**  
**DRIVESHAFTS CATALOGUE**




*POMPE IDRAULICHE PER IDROGUIDA*

*HYDRAULIC POWER STEERING PUMPS*




*STERZI MECCANICI ED IDROGUIDA*

*STEERING RACKS AND GEARS*




*PINZE FRENO*

*BRAKE CALIPERS*




*PIANTONI ELETTRONICI DI STERZO*

*ELECTRONIC STEERING COLUMNS*



*POMPE ELETTRONICHE PER IDROGUIDA*

*ELECTRONIC POWER STEERING PUMPS*



*IMPIANTI STERZANTI ELETTRONICI*

*ELECTRONIC POWER STEERING RACKS*







*SEMIASSI E GIUNTI OMOCINETICI*

*DRIVESHAFTS AND C.V. JOINTS*



# ISTRUZIONI - INSTRUCTIONS

1	3	4	5	6	7	8a	8b		
FIAT LCV	GEARBOX	FROM	TO	CHASSIS	ABS	F/R	LEFT DRIVESHAFT	RIGHT DRIVESHAFT	
<b>DOBLÒ II (263)</b>									
MODEL									
1.6 Mjt	Man.	02.10	>			Front	* <b>F13490</b>  z.27 L.596 z.25	<b>F13491</b>  z.25 L.968 z.27	
66/77 kW									
9	note: Vehicle with Capacity Plus								
	Man.	02.10	>			Front	<b>F13488</b>  z.25 L.596 z.25	<b>F13489</b>  z.25 L.968 z.25	
	note: Vehicle without Capacity Plus								


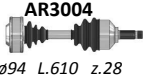
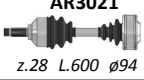
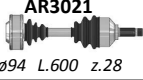





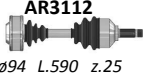

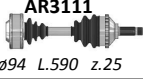

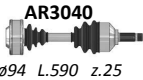

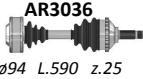

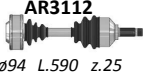

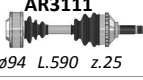

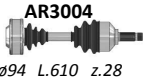

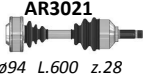









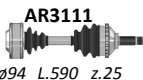




- 1 Produttore / Manufacturer
- 2 Modello (Serie) - Cilindrata / Model (Series) - Engine
- 3 Cambio / Gearbox
- 4 Anno / Year
- 5 Telaio / Chassis
- 6 ABS
- 7 Assale / Axle  
Front=Assale Anteriore / Front Axle  
Rear=Assale Posteriore / Rear Axle
- 8a Codice "GR" Lato Sinistro / "GR" Code Left Side
- 8b Codice "GR" Lato Destro / "GR" Code Right Side
- 9 Note / Notes

\*le immagini esposte in questo catalogo, hanno scopo puramente illustrativo e dimostrativo del prodotto.

\* images are for illustrative purposes only.

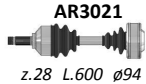
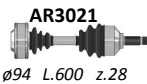
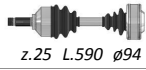
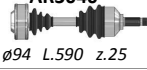















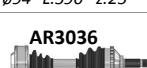












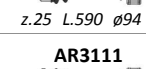
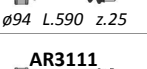
# ALFA ROMEO

## 33 (907A/B)



MODEL	GEARBOX	FROM	TO	CHASSIS	ABS	F/R	LEFT DRIVESHAFT	RIGHT DRIVESHAFT
1.3 55/63 kW	Man.	06.83	> 04.88	> 5261499		Front	 z.28 L.610 ø94	 ø94 L.610 z.28
	Man.	04.88	> 12.89	5261500 >		Front	 z.28 L.600 ø94	 ø94 L.600 z.28
1.3 58 kW	Man.	01.90	> 11.91			Front	 z.25 L.590 ø94	 ø94 L.590 z.25
	Man.	01.90	> 11.91		teeth 44	Front	 z.25 L.590 ø94	 ø94 L.590 z.25
	Man.	12.91	>			Front	 z.25 L.590 ø94	 ø94 L.590 z.25
	Man.	12.91	>		teeth 44	Front	 z.25 L.590 ø94	 ø94 L.590 z.25
1.4 ie 65/66 kW	Man.	06.91	> 11.91			Front	 z.25 L.590 ø94	 ø94 L.590 z.25
	Man.	06.91	> 11.91		teeth 44	Front	 z.25 L.590 ø94	 ø94 L.590 z.25
	Man.	12.91	> 09.94			Front	 z.25 L.590 ø94	 ø94 L.590 z.25
	Man.	12.91	> 09.94		teeth 44	Front	 z.25 L.590 ø94	 ø94 L.590 z.25
1.5 66/77 kW	Man.	11.83	> 07.86	> 5261499		Front	 z.28 L.610 ø94	 ø94 L.610 z.28
	Man.	07.86	> 12.89	5261500 >		Front	 z.28 L.600 ø94	 ø94 L.600 z.28
1.5 71/72 kW	Man.	06.83	> 07.86			Front	 z.28 L.610 ø94	 ø94 L.610 z.28
1.5 71/74 kW	Man.	01.90	> 11.91			Front	 z.25 L.590 ø94	 ø94 L.590 z.25
	Man.	01.90	> 11.91		teeth 44	Front	 z.25 L.590 ø94	 ø94 L.590 z.25
	Man.	12.91	>			Front	 z.25 L.590 ø94	 ø94 L.590 z.25
	Man.	12.91	>		teeth 44	Front	 z.25 L.590 ø94	 ø94 L.590 z.25
1.5 4X4 66 kW	Man.	11.83	> 07.86	> 5261499		Front	 z.28 L.610 ø94	 ø94 L.610 z.28
	Man.	07.86	> 12.89	5261500 >		Front	 z.28 L.600 ø94	 ø94 L.600 z.28

# ALFA ROMEO

## 33 (907A/B)

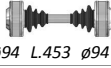








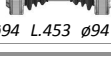




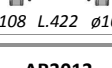


MODEL	GEARBOX	FROM	TO	CHASSIS	ABS	F/R	LEFT DRIVESHAFT	RIGHT DRIVESHAFT
1.7 77/87 kW	Man.	10.86	> 12.89			Front	 AR3021 z.28 L.600 ø94	 AR3021 ø94 L.600 z.28
1.7 ie 79/101 kW	Man.	01.90	> 11.91			Front	 AR3040 z.25 L.590 ø94	 AR3040 ø94 L.590 z.25
	Man.	01.90	> 11.91		teeth 44	Front	 AR3036 z.25 L.590 ø94	 AR3036 ø94 L.590 z.25
	Man.	12.91	>			Front	 AR3112 z.25 L.590 ø94	 AR3112 ø94 L.590 z.25
	Man.	12.91	>		teeth 44	Front	 AR3111 z.25 L.590 ø94	 AR3111 ø94 L.590 z.25
1.7 ie 16V QV4 101 kW	Man.	01.90	> 11.91			Front	 AR3040 z.25 L.590 ø94	 AR3040 ø94 L.590 z.25
	Man.	01.90	> 11.91		teeth 44	Front	 AR3036 z.25 L.590 ø94	 AR3036 ø94 L.590 z.25
	Man.	12.91	> 09.94		teeth 44	Front	 AR3111 z.25 L.590 ø94	 AR3111 ø94 L.590 z.25
1.7 ie 4X4 101 kW	Man.	01.90	> 11.91			Front	 AR3040 z.25 L.590 ø94	 AR3040 ø94 L.590 z.25
	Man.	01.90	> 11.91		teeth 44	Front	 AR3036 z.25 L.590 ø94	 AR3036 ø94 L.590 z.25
	Man.	12.91	> 09.94			Front	 AR3112 z.25 L.590 ø94	 AR3112 ø94 L.590 z.25
1.7 ie 4X4 79 kW	Man.	10.86	> 12.89			Front	 AR3021 z.28 L.600 ø94	 AR3021 ø94 L.600 z.28
1.8 TD 54 kW	Man.	10.86	> 12.89			Front	 AR3004 z.28 L.610 ø94	 AR3004 ø94 L.610 z.28
1.8 TD 62 kW	Man.	01.90	> 11.91			Front	 AR3040 z.25 L.590 ø94	 AR3040 ø94 L.590 z.25
	Man.	01.90	> 11.91		teeth 44	Front	 AR3036 z.25 L.590 ø94	 AR3036 ø94 L.590 z.25
	Man.	12.91	>			Front	 AR3112 z.25 L.590 ø94	 AR3112 ø94 L.590 z.25
	Man.	12.91	>		teeth 44	Front	 AR3111 z.25 L.590 ø94	 AR3111 ø94 L.590 z.25

## 75 (162B)

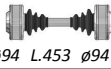







MODEL	GEARBOX	FROM	TO	CHASSIS	ABS	F/R	LEFT DRIVESHAFT	RIGHT DRIVESHAFT
1.6 76/81 kW	Man.	05.85	>			Rear	 AR3012 ø94 L.453 ø94	 AR3012 ø94 L.453 ø94

# ALFA ROMEO

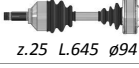
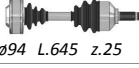


## 75 (162B)

MODEL	GEARBOX	FROM	TO	CHASSIS	ABS	F/R	LEFT DRIVESHAFT	RIGHT DRIVESHAFT
1.8 81/85 kW	Man.	05.85	>			Rear	 AR3012 ø94 L.453 ø94	 AR3012 ø94 L.453 ø94
1.8 ie 88/95 kW	Man.	05.85	>			Rear	 AR3012 ø94 L.453 ø94	 AR3012 ø94 L.453 ø94
1.8 ie Turbo 110/114 kW	Man.	02.86	> 01.90			Rear	 AR3013 ø108 L.422 ø108	 AR3013 ø108 L.422 ø108
2.0 94 kW	Man.	05.85	> 10.88			Rear	 AR3012 ø94 L.453 ø94	 AR3012 ø94 L.453 ø94
2.0 T.S. 109 kW	Man.	01.85	> 02.92			Rear	 AR3012 ø94 L.453 ø94	 AR3012 ø94 L.453 ø94
2.0 TD 70 kW	Man.	05.85	> 09.92			Rear	 AR3012 ø94 L.453 ø94	 AR3012 ø94 L.453 ø94
2.4 TD 82 kW	Man.	01.89	> 02.92			Rear	 AR3013 ø108 L.422 ø108	 AR3013 ø108 L.422 ø108
2.5 V6 113/115 kW	Man.	09.86	> 04.89			Rear	 AR3013 ø108 L.422 ø108	 AR3013 ø108 L.422 ø108
3.0 V6 136/141 kW	Man.	01.87	> 12.90			Rear	 AR3013 ø108 L.422 ø108	 AR3013 ø108 L.422 ø108

## 90 (162)





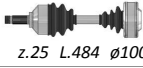





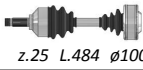



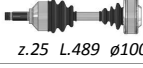

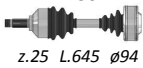

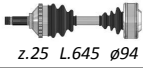











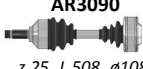







MODEL	GEARBOX	FROM	TO	CHASSIS	ABS	F/R	LEFT DRIVESHAFT	RIGHT DRIVESHAFT
1.8 85/89 kW	Man.	10.84	> 07.87			Rear	 AR3012 ø94 L.453 ø94	 AR3012 ø94 L.453 ø94
2.0 ie 94 kW	Man.	10.84	> 07.87			Rear	 AR3012 ø94 L.453 ø94	 AR3012 ø94 L.453 ø94
2.4 TD 81 kW	Man.	10.84	> 07.87			Rear	 AR3013 ø108 L.422 ø108	 AR3013 ø108 L.422 ø108
2.5 ie V6 110/114 kW	Man.	10.84	> 07.87			Rear	 AR3012 ø94 L.453 ø94	 AR3012 ø94 L.453 ø94

## 145 / 146 (930)

MODEL	GEARBOX	FROM	TO	CHASSIS	ABS	F/R	LEFT DRIVESHAFT	RIGHT DRIVESHAFT
1.3 ie 8V 66 kW	Man.	10.94	> 12.96			Front	 AR3041 z.25 L.645 ø94	 AR3041 ø94 L.645 z.25
	Man.	10.94	> 12.96		teeth 44	Front	 AR3051 z.25 L.645 ø94	 AR3051 ø94 L.645 z.25


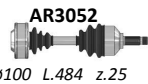

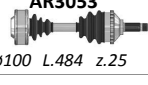


# ALFA ROMEO

## 145 / 146 (930)

MODEL	GEARBOX	FROM	TO	CHASSIS	ABS	F/R	LEFT DRIVESHAFT	RIGHT DRIVESHAFT
1.4 ie 16V T.S. 76 kW	Man. C513	02.97	> 10.98	3161889 >		Front	 z.25 L.580 ø32	 ø32 L.945 z.25
	Man. C513	02.97	> 10.98	3161889 >	teeth 44	Front	 z.25 L.580 ø32	 ø32 L.945 z.25
	Man. C510	02.97	> 10.98	> 3161888		Front	 z.25 L.484 ø100	 ø100 L.484 z.25
	Man. C510	02.97	> 10.98	> 3161888	teeth 44	Front	 z.25 L.484 ø100	 ø100 L.484 z.25
	Man.	11.98	>		Active Sensor ABS	Front	 z.25 L.608 ø32	 ø32 L.945 z.25
1.6 ie 16V T.S. 88 kW	Man.	02.97	> 10.98			Front	 z.25 L.484 ø100	 ø100 L.484 z.25
	Man.	02.97	> 10.98		teeth 44	Front	 z.25 L.484 ø100	 ø100 L.484 z.25
	Man.	11.98	>		Active Sensor ABS	Front	 z.25 L.489 ø100	 ø100 L.489 z.25
1.6 ie 8V 76 kW	Man.	10.94	> 12.96			Front	 z.25 L.645 ø94	 ø94 L.645 z.25
	Man.	10.94	> 12.96		teeth 44	Front	 z.25 L.645 ø94	 ø94 L.645 z.25
1.7 ie 8V 95 kW	Man.	10.94	> 12.96			Front	 z.25 L.645 ø94	 ø94 L.645 z.25
	Man.	10.94	> 12.96		teeth 44	Front	 z.25 L.645 ø94	 ø94 L.645 z.25
1.8 ie 16V T.S. 103 kW	Man.	12.96	> 10.98			Front	 z.25 L.484 ø100	 ø100 L.484 z.25
	Man.	12.96	> 10.98		teeth 44	Front	 z.25 L.484 ø100	 ø100 L.484 z.25
	Man.	11.98	>		Active Sensor ABS	Front	 z.25 L.489 ø100	 ø100 L.489 z.25
1.9 JTD 77 kW	Man.	01.99	>		Active Sensor ABS	Front	 z.25 L.508 ø108	 L.512
1.9 TD 66 kW	Man.	10.94	> 10.98			Front	 z.25 L.484 ø100	 ø100 L.484 z.25
	Man.	10.94	> 10.98		teeth 44	Front	 z.25 L.484 ø100	 ø100 L.484 z.25
	Man.	11.98	>		Active Sensor ABS	Front	 z.25 L.489 ø100	 ø100 L.489 z.25

# ALFA ROMEO


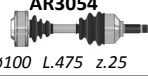






## 145 / 146 (930)

MODEL	GEARBOX	FROM	TO	CHASSIS	ABS	F/R	LEFT DRIVESHAFT	RIGHT DRIVESHAFT
2.0 16V T.S. 110 kW	Man.	10.94	> 10.98			Front	 z.25 L.484 ø100	 ø100 L.484 z.25
	Man.	10.94	> 10.98		teeth 44	Front	 z.25 L.484 ø100	 ø100 L.484 z.25
	Man.	11.98	>		Active Sensor ABS	Front	 z.25 L.489 ø100	 ø100 L.489 z.25

## 147 (937)

MODEL	GEARBOX	FROM	TO	CHASSIS	ABS	F/R	LEFT DRIVESHAFT	RIGHT DRIVESHAFT
1.6 16V T.S. 76/88 kW	Man.	01.01	>			Front	 z.25 L.497 ø100	 ø100 L.497 z.25
1.9 JTD 74 kW	Man.	06.03	>			Front	 z.25 L.497 ø100	 ø100 L.497 z.25
1.9 JTD 85 kW	Man.	04.01	>	> 5080089		Front	 z.25 L.519 ø108	 ø108 L.522
	Man.	04.01	>	5080090 >		Front	 z.25 L.617 z.25	 z.25 L.935 z.25
1.9 JTD 88 kW	Man.	07.05	>			Front	 z.25 L.617 z.25	 z.25 L.935 z.25
1.9 JTD 16V 103 kW	Man.	11.02	>	> 3145308		Front	 z.25 L.519 ø108	 ø108 L.522
	Man.	11.02	>	3145309 >		Front	 z.25 L.617 z.25	 z.25 L.935 z.25
1.9 JTD 16V 110 kW	Man.	07.05	>			Front	 z.25 L.617 z.25	 z.25 L.935 z.25
2.0 16V T.S. 110 kW	Man.	01.01	>			Front	 z.25 L.497 ø100	 ø100 L.497 z.25
2.0 Selespeed 110 kW	Man.	01.01	>			Front	 z.25 L.497 ø100	 ø100 L.497 z.25


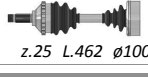




## 155 (167)

MODEL	GEARBOX	FROM	TO	CHASSIS	ABS	F/R	LEFT DRIVESHAFT	RIGHT DRIVESHAFT
1.6 16V T.S. 88 kW	Man.	01.96	>	> 0166649		Front	 z.25 L.475 ø100	 ø100 L.475 z.25
	Man.	01.96	>	> 0166649	teeth 44	Front	 z.25 L.475 ø100	 ø100 L.475 z.25
	Man.	01.96	>	0166650 >		Front	 z.25 L.487 ø100	 ø100 L.487 z.25
	Man.	01.96	>	0166650 >	teeth 44	Front	 z.25 L.487 ø100	 ø100 L.487 z.25




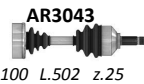

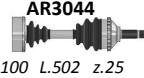
# ALFA ROMEO

## 155 (167)

MODEL	GEARBOX	FROM	TO	CHASSIS	ABS	F/R	LEFT DRIVESHAFT	RIGHT DRIVESHAFT
1.7 16V T.S. 103 kW	Man.	01.96	> 12.97			Front	 z.25 L.475 ø100	 ø100 L.475 z.25
	Man.	01.96	> 12.97		teeth 44	Front	 z.25 L.475 ø100	 ø100 L.475 z.25
1.7 T.S. 85/83 kW	Man.	02.92	> 12.95			Front	 z.25 L.462 ø100	 ø100 L.462 z.25
	Man.	02.92	> 12.95		teeth 44	Front	 z.25 L.462 ø100	 ø100 L.462 z.25
1.8 i 77 kW	Man.	01.92	>			Front	 z.25 L.462 ø100	 ø100 L.462 z.25
	Man.	01.92	>		teeth 44	Front	 z.25 L.462 ø100	 ø100 L.462 z.25
1.9 TD 66 kW	Man.	04.93	> 12.95			Front	 z.25 L.483 ø100	 ø100 L.483 z.25
	Man.	04.93	> 12.95		teeth 44	Front	 z.25 L.483 ø100	 ø100 L.483 z.25
	Man.	01.96	>			Front	 z.25 L.475 ø100	 ø100 L.475 z.25
	Man.	01.96	>		teeth 44	Front	 z.25 L.475 ø100	 ø100 L.475 z.25
2.0 16V T.S. 110 kW	Man.	01.95	> 12.95			Front	 z.25 L.483 ø100	 ø100 L.483 z.25
	Man.	01.95	> 12.95		teeth 44	Front	 z.25 L.483 ø100	 ø100 L.483 z.25
	Man.	01.96	>			Front	 z.25 L.475 ø100	 ø100 L.475 z.25
	Man.	01.96	>		teeth 44	Front	 z.25 L.475 ø100	 ø100 L.475 z.25
2.0 T. 16V 4X4 137 kW	Man.	01.92	>		teeth 44	Front	 z.25 L.514 ø100	 ø100 L.514 z.25
2.0 T.S. 104/110 kW	Man.	01.92	>			Front	 z.25 L.462 ø100	 ø100 L.462 z.25
	Man.	01.92	>		teeth 44	Front	 z.25 L.462 ø100	 ø100 L.462 z.25
2.5 TD 92 kW	Man.	01.93	> 12.97			Front	 z.25 L.500 ø108	 ø108 L.500 z.25
	Man.	01.93	> 12.97		teeth 44	Front	 z.25 L.500 ø108	 ø108 L.500 z.25

# ALFA ROMEO



## 155 (167)

MODEL	GEARBOX	FROM	TO	CHASSIS	ABS	F/R	LEFT DRIVESHAFT	RIGHT DRIVESHAFT
2.5 V6 120 kW	Man.	06.92	> 09.96			Front	 AR3043 z.25 L.502 ø100	 AR3043 ø100 L.502 z.25
	Man.	06.92	> 09.96		teeth 44	Front	 AR3044 z.25 L.502 ø100	 AR3044 ø100 L.502 z.25

## 156 (932)

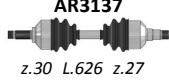

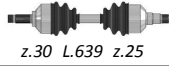
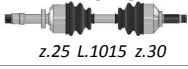

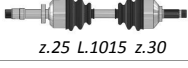


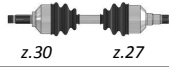





MODEL	GEARBOX	FROM	TO	CHASSIS	ABS	F/R	LEFT DRIVESHAFT	RIGHT DRIVESHAFT
1.6 16V T.S. 88 kW	Man.	09.97	>			Front	 AR3064 z.25 L.497 ø100	 AR3064 ø100 L.497 z.25
1.8 16V T.S. 103/106 kW	Man.	09.97	>			Front	 AR3064 z.25 L.497 ø100	 AR3064 ø100 L.497 z.25
1.9 JTD 77/81 kW	Man.	09.97	> 05.01			Front	 AR3081 z.25 L.511 ø108	 AR3102 L.520 z.25
1.9 JTD 85/103 kW	Man.	05.01	>	> 0525924		Front	 AR3081 z.25 L.511 ø108	 AR3102 L.520 z.25
	Man.	05.01	>	0525925 >		Front	 AR3125 z.25 L.617 z.25	 AR3126 z.25 L.935 z.25
1.9 JTD 16v Q4 110 kW	Man.	07.04	>			Front	 AR3131 z.25 L.514	 AR3132 L.543 z.25
2.0 16V T.S. 110/114 kW	Man.	09.97	>			Front	 AR3064 z.25 L.497 ø100	 AR3064 ø100 L.497 z.25
2.0 JTS 122 kW	Man.	05.02	>			Front	 AR3064 z.25 L.497 ø100	 AR3064 ø100 L.497 z.25
2.4 JTD 100/103 kW	Man.	09.97	> 12.01			Front	 AR3073 z.25 L.470 ø108	 AR3073 ø108 L.470 z.25
2.4 JTD 110 kW	Man.	03.02	>			Front	 AR3073 z.25 L.470 ø108	 AR3073 ø108 L.470 z.25
2.4 JTD 129 kW	Man.	10.03	>			Front	 AR3119 z.25 L.551 z.27	 AR3120 z.27 L.1000 z.25
2.5 V6 24V 140 kW	Man.	09.97	> 10.00	> 0105287		Front	 AR3066 z.25 ø100	 AR3103 ø100 z.25
	Aut.	09.97	>			Front	 AR3106 z.25 ø100	 AR3105 ø100 z.25
2.5 V6 24V 141 kW	Man.	10.00	>	0105288 >		Front	 AR3104 z.25 ø100	 AR3105 ø100 z.25

## 159 (939)


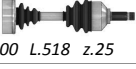


















MODEL	GEARBOX	FROM	TO	CHASSIS	ABS	F/R	LEFT DRIVESHAFT	RIGHT DRIVESHAFT
1.9 JTD 16v 100/110 kW	Man.	09.05	>			Front	 AR3127 z.30 L.639 z.25	 AR3128 z.25 L.1015 z.30

# ALFA ROMEO

## 159 (939)

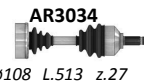

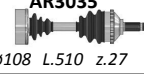
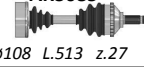
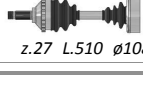
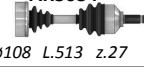
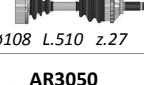
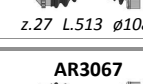

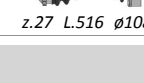
MODEL	GEARBOX	FROM	TO	CHASSIS	ABS	F/R	LEFT DRIVESHAFT	RIGHT DRIVESHAFT
1.9 JTD 16v 110 kW	Aut.	09.05	>			Front	 z.30 L.626 z.27	 z.27 L.1029 z.30
1.9 JTD 8v 88 kW	Man.	09.05	>			Front	 z.30 L.639 z.25	 z.25 L.1015 z.30
2.2 JTS 136 kW	Man.	09.05	>			Front	 z.30 L.639 z.25	 z.25 L.1015 z.30
2.4 JTD 147/154 kW	Man.	09.05	>			Front	 z.30 L.600 z.27	 z.27 L.1057 z.30
	Aut.	09.05	>			Front	 z.30 z.27	 z.27 L.1026 z.30
2.4 JTD Q4 154 kW	Man.	05.07	>			Rear	 z.30 L.754 z.33	 z.33 L.879 z.30
3.2 JTS Q4 191 kW	Man.	12.05	>			Rear	 z.30 L.754 z.33	 z.33 L.879 z.30

## 164 (164)


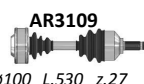



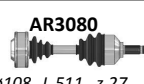
MODEL	GEARBOX	FROM	TO	CHASSIS	ABS	F/R	LEFT DRIVESHAFT	RIGHT DRIVESHAFT
2.0 ie T.S. 105/109 kW	Man.	07.87	> 09.92	> T6104158		Front	 z.25 L.518 ø100	 ø100 L.518 z.25
	Man.	07.87	> 09.92	> T6104158	teeth 90	Front	 z.25 L.518 ø100	 ø100 L.518 z.25
	Man.	07.87	> 09.92	T6104159 >		Front	 z.25 L.520 ø100	 ø100 L.520 z.25
	Man.	07.87	> 09.92	T6104159 >	teeth 90	Front	 z.25 L.520 ø100	 ø100 L.520 z.25
2.0 ie T.S. 106 kW	Man.	09.92	> 09.98		teeth 44	Front	 z.25 L.560 ø100	 ø100 L.560 z.25
2.0 ie Turbo 128 kW	Man.	07.87	> 09.98	> T6104158		Front	 z.25 L.518 ø100	 ø100 L.518 z.25
	Man.	07.87	> 09.98	> T6104158	teeth 90	Front	 z.25 L.518 ø100	 ø100 L.518 z.25
	Man.	07.87	> 09.98	T6104159 >		Front	 z.25 L.520 ø100	 ø100 L.520 z.25
	Man.	07.87	> 09.98	T6104159 >	teeth 90	Front	 z.25 L.520 ø100	 ø100 L.520 z.25
2.0 V6 Turbo 150 kW	Man.	03.91	> 09.98		teeth 44	Front	 z.27 L.516 ø108	 ø108 L.516 z.27

# ALFA ROMEO

## 164 (164)













MODEL	GEARBOX	FROM	TO	CHASSIS	ABS	F/R	LEFT DRIVESHAFT	RIGHT DRIVESHAFT
2.5 TD 84 kW	Man.	07.87	> 09.92			Front	 z.27 L.513 ø108	 ø108 L.513 z.27
	Man.	07.87	> 09.98		teeth 44	Front	 z.27 L.516 ø108	 ø108 L.516 z.27
	Man.	07.87	> 12.89	> T6103325	teeth 90	Front	 z.27 L.510 ø108	 ø108 L.510 z.27
	Man.	10.92	> 09.98		teeth 90	Front	 z.27 L.513 ø108	 ø108 L.513 z.27
	Aut.	09.92	> 09.98		teeth 44	Front	 z.27 L.454 ø100	 ø108 L.516 z.27
2.5 TD 92 kW	Man.	01.90	> 09.92	T6103326 >	teeth 90	Front	 z.27 L.510 ø108	 ø108 L.510 z.27
3.0 V6 132 kW	Aut.	09.92	> 09.98		teeth 44	Front	 z.27 L.454 ø100	 ø108 L.516 z.27
3.0 V6 135/141 kW	Man.	07.87	> 09.92			Front	 z.27 L.513 ø108	 ø108 L.513 z.27
	Man.	07.87	> 12.89	> T6103325	teeth 90	Front	 z.27 L.510 ø108	 ø108 L.510 z.27
	Man.	01.90	> 09.92	T6103326 >	teeth 90	Front	 z.27 L.510 ø108	 ø108 L.510 z.27
	Man.	10.92	> 09.98		teeth 44	Front	 z.27 L.516 ø108	 ø108 L.516 z.27
	Man.	10.92	> 09.98		teeth 90	Front	 z.27 L.513 ø108	 ø108 L.513 z.27
3.0 V6 136/141 kW	Aut.	03.89	> 08.92			Front	 z.27 L.449 ø108	 ø108 L.513 z.27
	Aut.	03.89	> 08.92		teeth 90	Front	 z.27 L.449 ø108	 ø108 L.513 z.27
3.0 V6 4X4 169/171 kW	Man.	09.93	> 09.98		teeth 44	Front	 z.27 L.516 ø108	 ø108 L.516 z.27

## 166 (936)





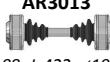

MODEL	GEARBOX	FROM	TO	CHASSIS	ABS	F/R	LEFT DRIVESHAFT	RIGHT DRIVESHAFT
2.0 16V T.S. 110/114 kW	Man.	10.98	>			Front	 z.27 L.530 ø100	 ø100 L.530 z.27
2.0 V6 Turbo 151 kW	Man.	09.98	>			Front	 z.27 L.540 ø108	 ø108 L.540 z.27
2.4 JTD 100/110 kW	Man.	10.98	>			Front	 z.27 L.511 ø108	 ø108 L.511 z.27

# ALFA ROMEO

















## 166 (936)

MODEL	GEARBOX	FROM	TO	CHASSIS	ABS	F/R	LEFT DRIVESHAFT	RIGHT DRIVESHAFT
2.4 JTD 129/136 kW	Man.	10.03	>			Front	 L.607 z.27	 z.27 L.982
	Aut.	10.03	>			Front	 L.578 z.26	 z.26 L.971
2.5 V6 24V 140 kW	Man.	10.98	>			Front	 z.27 L.540 ø108	 ø108 L.540 z.27
	Aut.	10.98	>			Front	 z.27 L.540 ø108	 ø108 L.540 z.27
3.0 V6 24V 166 kW	Man.	10.98	>			Front	 z.27 L.540 ø108	 ø108 L.540 z.27
	Aut.	10.98	>			Front	 z.27 L.540 ø108	 ø108 L.540 z.27

## ALFA 6 (119)



MODEL	GEARBOX	FROM	TO	CHASSIS	ABS	F/R	LEFT DRIVESHAFT	RIGHT DRIVESHAFT
2.0 99 kW	Man.	01.83	> 12.87			Rear	 ø108 L.422 ø108	 ø108 L.422 ø108
2.5 ie 110/116 kW	Man.	04.79	> 06.84			Rear	 ø108 L.422 ø108	 ø108 L.422 ø108
2.5 TD 77 kW	Man.	07.81	> 05.86			Rear	 ø108 L.422 ø108	 ø108 L.422 ø108

## ALFASUD (901)



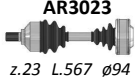
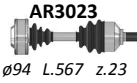


MODEL	GEARBOX	FROM	TO	CHASSIS	ABS	F/R	LEFT DRIVESHAFT	RIGHT DRIVESHAFT
1.2 46 kW	Man.	01.72	> 12.78			Front	 z.23 L.575 ø94	 ø94 L.575 z.23
1.2 Nuova 44 kW	Man.	01.79	> 09.84			Front	 z.23 L.568 ø94	 ø94 L.568 z.23
1.2 TI 50 kW	Man.	11.73	> 09.84			Front	 z.23 L.568 ø94	 ø94 L.568 z.23
1.3 50/55 kW	Man.	01.72	> 12.78			Front	 z.23 L.575 ø94	 ø94 L.575 z.23
1.3 51 kW	Man.	01.79	> 05.84			Front	 z.23 L.568 ø94	 ø94 L.568 z.23
1.3 TI 51/55 kW	Man.	03.80	> 12.84			Front	 z.23 L.567 ø94	 ø94 L.567 z.23
1.5 61 kW	Man.	01.72	> 12.78			Front	 z.23 L.575 ø94	 ø94 L.575 z.23
1.5 70 kW	Man.	01.79	> 12.84			Front	 z.23 L.568 ø94	 ø94 L.568 z.23

# ALFA ROMEO

## ALFASUD (901)

MODEL	GEARBOX	FROM	TO	CHASSIS	ABS	F/R	LEFT DRIVESHAFT	RIGHT DRIVESHAFT
1.5 TI 61/70 kW	Man.	01.83	> 12.84			Front	 z.23 L.567 ø94	 ø94 L.567 z.23



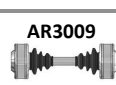

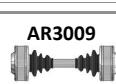

## ALFASUD SPRINT (902.A)

MODEL	GEARBOX	FROM	TO	CHASSIS	ABS	F/R	LEFT DRIVESHAFT	RIGHT DRIVESHAFT
1.3 55 kW	Man.	07.79	> 12.89			Front	 z.23 L.567 ø94	 ø94 L.567 z.23
1.5 61/64 kW	Man.	07.79	> 12.89			Front	 z.23 L.567 ø94	 ø94 L.567 z.23
1.7 84/87 kW	Man.	07.79	> 12.89			Front	 z.23 L.567 ø94	 ø94 L.567 z.23

## ALFETTA (116)

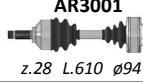
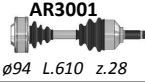

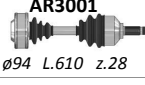

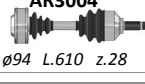
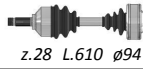

MODEL	GEARBOX	FROM	TO	CHASSIS	ABS	F/R	LEFT DRIVESHAFT	RIGHT DRIVESHAFT
1.6 79 kW	Man.	01.75	> 12.84			Rear	 ø94 L.410 ø94	 ø94 L.410 ø94
1.8 85/90 kW	Man.	10.79	> 12.84			Rear	 ø94 L.410 ø94	 ø94 L.410 ø94
2.0 89 kW	Man.	03.77	> 02.86			Rear	 ø94 L.410 ø94	 ø94 L.410 ø94
2.0 Americana 96 kW	Man.	01.78	> 01.84			Rear	 ø94 L.453 ø94	 ø94 L.453 ø94
2.0 TD 60 kW	Man.	10.79	> 03.83			Rear	 ø94 L.453 ø94	 ø94 L.453 ø94
2.4 TD 70 kW	Man.	03.83	> 12.84			Rear	 ø94 L.453 ø94	 ø94 L.453 ø94
2.5 V6 GTV 116 kW	Man.	05.80	> 01.84			Rear	 ø108 L.396 ø108	 ø108 L.396 ø108
6 2.5 116 kW	Man.	01.80	> 12.87			Rear	 ø108 L.422 ø108	 ø108 L.422 ø108
Nuova GTV 2.0 94/96 kW	Man.	01.78	> 05.86			Rear	 ø94 L.453 ø94	 ø94 L.453 ø94

## ALFETTA GT (116)

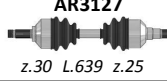
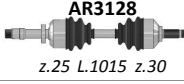


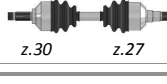

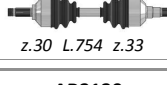
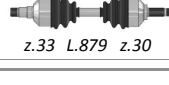


MODEL	GEARBOX	FROM	TO	CHASSIS	ABS	F/R	LEFT DRIVESHAFT	RIGHT DRIVESHAFT
1.6 79 kW	Man.	01.76	> 09.82			Rear	 ø94 L.410 ø94	 ø94 L.410 ø94
1.8 85/89 kW	Man.	01.74	> 12.76			Rear	 ø94 L.410 ø94	 ø94 L.410 ø94
2.0 89/96 kW	Man.	06.77	> 12.84			Rear	 ø94 L.410 ø94	 ø94 L.410 ø94

# ALFA ROMEO



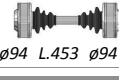
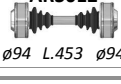


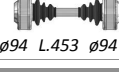
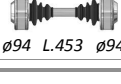


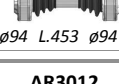
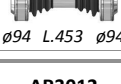
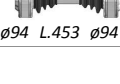
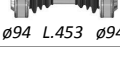
## ARNA (920)

MODEL	GEARBOX	FROM	TO	CHASSIS	ABS	F/R	LEFT DRIVESHAFT	RIGHT DRIVESHAFT
1.2 44/46/50 kW	Man.	03.83	> 12.86	> 5261499		Front	 z.28 L.610 ø94	 ø94 L.610 z.28
1.3 63 kW	Man.	06.83	> 12.86			Front	 z.28 L.610 ø94	 ø94 L.610 z.28
1.3 TI 63 kW	Man.	03.83	> 12.86			Front	 z.28 L.610 ø94	 ø94 L.610 z.28
1.5 70 kW	Man.	01.85	> 12.86			Front	 z.28 L.610 ø94	 ø94 L.610 z.28

## BRERA (939)

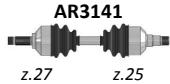
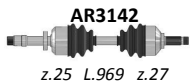
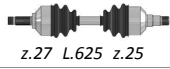



MODEL	GEARBOX	FROM	TO	CHASSIS	ABS	F/R	LEFT DRIVESHAFT	RIGHT DRIVESHAFT
2.2 JTS 136 kW	Man.	09.05	>			Front	 z.30 L.639 z.25	 z.25 L.1015 z.30
2.4 JTD 147/154 kW	Man.	09.05	>			Front	 z.30 L.600 z.27	 z.27 L.1057 z.30
	Aut.	09.05	>			Front	 z.30 z.27	 z.27 L.1026 z.30
2.4 JTD Q4 154 kW	Man.	05.07	>			Rear	 z.30 L.754 z.33	 z.33 L.879 z.30
3.2 JTS Q4 191 kW	Man.	12.05	>			Rear	 z.30 L.754 z.33	 z.33 L.879 z.30

## GIULIETTA I (116)



MODEL	GEARBOX	FROM	TO	CHASSIS	ABS	F/R	LEFT DRIVESHAFT	RIGHT DRIVESHAFT
1.3 66 kW	Man.	10.77	> 06.83			Rear	 ø94 L.453 ø94	 ø94 L.453 ø94
1.6 79 kW	Man.	10.77	> 04.85			Rear	 ø94 L.453 ø94	 ø94 L.453 ø94
1.8 90 kW	Man.	04.79	> 04.85			Rear	 ø94 L.453 ø94	 ø94 L.453 ø94
1.8 Turbo 110 kW	Man.	01.84	> 12.85			Rear	 ø94 L.453 ø94	 ø94 L.453 ø94
2.0 96 kW	Man.	06.80	> 04.85			Rear	 ø94 L.453 ø94	 ø94 L.453 ø94
2.0 TD 61 kW	Man.	01.83	> 12.85			Rear	 ø94 L.453 ø94	 ø94 L.453 ø94
2.0 Turbo 125 kW	Man.	07.83	> 06.84			Rear	 ø94 L.453 ø94	 ø94 L.453 ø94

# ALFA ROMEO

















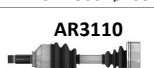
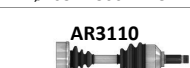


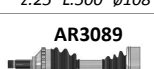

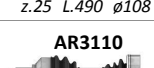

## GIULIETTA II (940)

MODEL	GEARBOX	FROM	TO	CHASSIS	ABS	F/R	LEFT DRIVESHAFT	RIGHT DRIVESHAFT
1.6 JTDM 77 kW	Man.	04.10	>			Front	 z.27 z.25	 z.25 L.969 z.27
1.8 TB 173 kW	Man.	04.10	>			Front	 z.27 L.625 z.25	 z.25 L.974 z.27
2.0 JTDM 103/125 kW	Man.	04.10	>			Front	 z.27 L.625 z.25	 z.25 L.974 z.27

## GT

MODEL	GEARBOX	FROM	TO	CHASSIS	ABS	F/R	LEFT DRIVESHAFT	RIGHT DRIVESHAFT
1.9 JTD 110 kW	Man.	11.03	>			Front	 z.25 L.617 z.25	 z.25 L.935 z.25



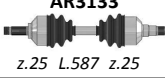
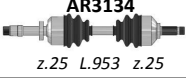
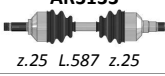
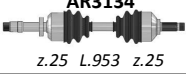
## GTV / SPIDER (916/916S\_)

MODEL	GEARBOX	FROM	TO	CHASSIS	ABS	F/R	LEFT DRIVESHAFT	RIGHT DRIVESHAFT
1.8 16V T.S. 106 kW	Man.	05.98	>	> 6063041	teeth 44	Front	 z.25 L.484 ø100	 ø100 L.484 z.25
	Man.	05.98	>	6063042 >	Active Sensor ABS	Front	 z.25 L.489 ø100	 ø100 L.489 z.25
2.0 16V T.S. 110 kW	Man.	06.95	> 12.97	> 6063041	teeth 44	Front	 z.25 L.484 ø100	 ø100 L.484 z.25
	Man.	05.98	>	6063042 >	Active Sensor ABS	Front	 z.25 L.489 ø100	 ø100 L.489 z.25
2.0 V6 Turbo 148 kW	Man.	06.95	> 12.97		teeth 44	Front	 z.25 L.500 ø108	 ø108 L.500 z.25
	Man.	05.98	>	> 6063041	teeth 44	Front	 z.25 L.490 ø108	 ø108 L.490 z.25
	Man.	05.98	>	6063042 >	Active Sensor ABS	Front	 z.25 ø108	 ø108 z.25
3.0 V6 12V 141 kW	Man.	06.95	> 12.97	> 6063041	teeth 44	Front	 z.25 L.500 ø108	 ø108 L.500 z.25
	Man.	05.98	>	6063042 >	Active Sensor ABS	Front	 z.25 ø108	 ø108 z.25
3.0 V6 24V 148/162 kW	Man.	06.95	> 12.97		teeth 44	Front	 z.25 L.500 ø108	 ø108 L.500 z.25
	Man.	05.98	>	> 6063041	teeth 44	Front	 z.25 L.490 ø108	 ø108 L.490 z.25
	Man.	05.98	>	6063042 >	Active Sensor ABS	Front	 z.25 ø108	 ø108 z.25

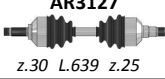
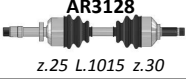










# ALFA ROMEO

## MITO (955)

MODEL	GEARBOX	FROM	TO	CHASSIS	ABS	F/R	LEFT DRIVESHAFT	RIGHT DRIVESHAFT
1.4 16v 57 kW	Man.	09.08	>			Front	 z.22 L.649 z.22	 z.22 L.887 z.22
1.4 T 114 kW	Man.	09.08	>			Front	 z.25 L.587 z.25	 z.25 L.953 z.25
1.6 JTD 88 kW	Man.	09.08	>			Front	 z.25 L.587 z.25	 z.25 L.953 z.25

## SPIDER II (939)

MODEL	GEARBOX	FROM	TO	CHASSIS	ABS	F/R	LEFT DRIVESHAFT	RIGHT DRIVESHAFT
2.2 JTS 136 kW	Man.	09.05	>			Front	 z.30 L.639 z.25	 z.25 L.1015 z.30
2.4 JTD 147/154 kW	Man.	09.05	>			Front	 z.30 L.600 z.27	 z.27 L.1057 z.30
	Aut.	09.05	>			Front	 z.30 z.27	 z.27 L.1026 z.30
2.4 JTD Q4 154 kW	Man.	05.07	>			Rear	 z.30 L.754 z.33	 z.33 L.879 z.30
3.2 JTS Q4 191 kW	Man.	12.05	>			Rear	 z.30 L.754 z.33	 z.33 L.879 z.30





# ARO

## 10















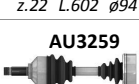



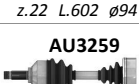




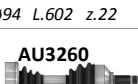
MODEL	GEARBOX	FROM	TO	CHASSIS	ABS	F/R	LEFT DRIVESHAFT	RIGHT DRIVESHAFT
1.9 4X4	Man.	08.87	>			Front	<b>AO3001</b> z.22 L.700 z.23	<b>AO3001</b> z.23 L.700 z.22
1.9 D 4X4 48 kW	Man.	02.97	>			Front	<b>AO3002</b> z.22 L.690 z.23	<b>AO3002</b> z.23 L.690 z.22

# AUDI







## 50 (86)

MODEL	GEARBOX	FROM	TO	CHASSIS	ABS	F/R	LEFT DRIVESHAFT	RIGHT DRIVESHAFT
1.1 37/44 kW	Man.	08.74	> 04.78			Front	 z.22 L.480 ø92	 ø92 L.732 z.20
1.3 44 kW	Man.	08.74	> 04.78			Front	 z.22 L.480 ø92	 ø92 L.732 z.20

## 80 / 80 AVANT II (80,82,B1)


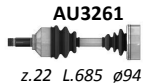
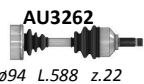




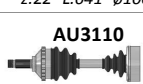






MODEL	GEARBOX	FROM	TO	CHASSIS	ABS	F/R	LEFT DRIVESHAFT	RIGHT DRIVESHAFT
1.3 44 kW	Man.	05.72	> 07.78			Front	 z.22 L.602 ø94	 ø94 L.602 z.22
	Aut.	05.72	> 11.73			Front	 z.22 L.624 ø94	 ø94 L.531 z.22
	Aut.	12.73	> 07.78			Front	 z.22 L.660 ø94	 ø92 L.561 z.22
1.5 55/62 kW	Man.	09.73	> 08.75			Front	 z.22 L.602 ø94	 ø94 L.602 z.22
	Aut.	05.72	> 11.73			Front	 z.22 L.624 ø94	 ø94 L.531 z.22
	Aut.	12.73	> 08.75			Front	 z.22 L.660 ø94	 ø92 L.561 z.22
1.6 55/62 kW	Man.	09.73	> 07.78			Front	 z.22 L.602 ø94	 ø94 L.602 z.22
	Aut.	12.73	> 07.78			Front	 z.22 L.660 ø94	 ø92 L.561 z.22
1.6 GT 74 kW	Man.	09.73	> 07.78			Front	 z.22 L.602 ø94	 ø94 L.602 z.22
	Aut.	12.73	> 07.78			Front	 z.22 L.660 ø94	 ø92 L.561 z.22
1.6 GTE 81 kW	Man.	09.73	> 07.78			Front	 z.22 L.602 ø94	 ø94 L.602 z.22
	Aut.	12.73	> 07.78			Front	 z.22 L.660 ø94	 ø92 L.561 z.22

## 80 / 80 AVANT III (81,85,B2)

MODEL	GEARBOX	FROM	TO	CHASSIS	ABS	F/R	LEFT DRIVESHAFT	RIGHT DRIVESHAFT
1.3 40/44 kW	Man.	08.78	> 03.87			Front	 z.22 L.627 ø94	 ø94 L.627 z.22
1.6 48/63 kW	Aut.	09.78	> 08.84			Front	 z.22 L.685 ø94	 ø94 L.588 z.22
1.6 55/81 kW	Man.	08.78	> 07.86			Front	 z.22 L.627 ø94	 ø94 L.627 z.22








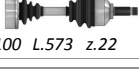








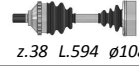
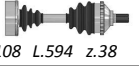




# AUDI

## 80 / 80 AVANT III (81,85,B2)


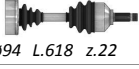


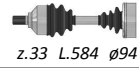




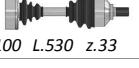


MODEL	GEARBOX	FROM	TO	CHASSIS	ABS	F/R	LEFT DRIVESHAFT	RIGHT DRIVESHAFT
1.6 55 kW	Man.	08.80	> 03.87			Front	 z.22 L.627 ø94	 ø94 L.627 z.22
	Aut.	06.84	> 08.86			Front	 z.22 L.685 ø94	 ø94 L.588 z.22
1.6 D 40 kW	Man.	08.80	> 03.87			Front	 z.22 L.627 ø94	 ø94 L.627 z.22
	Aut.	08.80	> 03.87			Front	 z.22 L.685 ø94	 ø94 L.588 z.22
1.6 TD 51 kW	Man.	02.82	> 02.87			Front	 z.22 L.627 ø94	 ø94 L.627 z.22
	Aut.	08.81	> 05.86			Front	 z.22 L.685 ø94	 ø94 L.588 z.22
1.8 66 kW	Man.	01.83	> 03.87			Front	 z.22 L.627 ø94	 ø94 L.627 z.22
	Aut.	06.84	> 03.87			Front	 z.22 L.685 ø94	 ø94 L.588 z.22
1.8 D 66 kW	Man.	01.83	> 03.87			Front	 z.22 L.627 ø94	 ø94 L.627 z.22
1.8 GTE 82 kW	Man.	12.82	> 08.86			Front	 z.22 L.625 ø100	 ø100 L.625 z.22
1.8 quattro 66/82 kW	Man.	08.82	> 07.86			Front	 z.22 L.641 ø100	 ø100 L.595 z.22
	Man.	08.82	> 07.86			Rear	 z.26 L.612 ø108	 ø108 L.658 z.26
	Man.	08.82	> 07.86		teeth 96	Front	 z.22 L.641 ø100	 ø100 L.595 z.22
	Man.	08.82	> 07.86		teeth 96	Rear	 z.26 L.612 ø108	 ø108 L.656 z.26
1.9 D 85 kW	Man.	08.81	> 11.82			Front	 z.22 L.641 ø94	 ø94 L.595 z.22
	Man.	12.82	> 07.83			Front	 z.22 L.641 ø100	 ø100 L.595 z.22
	Aut.	08.81	> 11.82			Front	 z.22 L.680 ø94	 ø94 L.582 z.22
	Aut.	12.82	> 07.83			Front	 z.22 L.676 ø100	 ø100 L.573 z.22

# AUDI

## 80 / 80 AVANT III (81,85,B2)




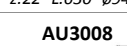
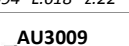
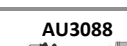
MODEL	GEARBOX	FROM	TO	CHASSIS	ABS	F/R	LEFT DRIVESHAFT	RIGHT DRIVESHAFT
2.0 84 kW	Man.	08.83	> 03.87			Front	 z.22 L.641 ø100	 ø100 L.595 z.22
	Aut.	08.83	> 03.87			Front	 z.22 L.676 ø100	 ø100 L.573 z.22
2.0 D 85 kW	Man.	08.83	> 03.87			Front	 z.22 L.641 ø100	 ø100 L.595 z.22
	Aut.	08.83	> 03.87			Front	 z.22 L.676 ø100	 ø100 L.573 z.22
2.2 79/85 kW	Man.	08.80	> 12.82			Front	 z.22 L.641 ø94	 ø94 L.595 z.22
	Man.	01.83	> 08.83			Front	 z.22 L.641 ø100	 ø100 L.595 z.22
	Aut.	08.80	> 12.82			Front	 z.22 L.680 ø94	 ø94 L.582 z.22
	Aut.	01.83	> 08.83			Front	 z.22 L.676 ø100	 ø100 L.573 z.22
2.2 S2 quattro 169 kW	Man.	02.93	> 12.94		teeth 45	Rear	 z.38 L.594 ø108	 ø108 L.594 z.38
2.3 85 kW	Man.	01.85	> 03.87			Front	 z.22 L.641 ø100	 ø100 L.595 z.22
	Aut.	01.85	> 03.87			Front	 z.22 L.676 ø100	 ø100 L.573 z.22

## 80 / 80 AVANT IV (89Q,8A)

MODEL	GEARBOX	FROM	TO	CHASSIS	ABS	F/R	LEFT DRIVESHAFT	RIGHT DRIVESHAFT
1.6 51/55 kW	Man.	09.86	> 04.88			Front	 z.22 L.630 ø94	 ø94 L.618 z.22
	Man.	09.86	> 04.88		teeth 96	Front	 z.22 L.632 ø94	 ø94 L.618 z.22
	Man.	05.88	> 12.91			Front	 z.33 L.584 ø94	 ø94 L.572 z.33
	Man.	05.88	> 12.91		teeth 45	Front	 z.33 L.584 ø94	 ø94 L.572 z.33
1.6 51 kW	Aut.	08.90	> 12.91			Front	 z.33 L.645 ø100	 ø100 L.530 z.33
	Aut.	08.90	> 12.91		teeth 45	Front	 z.33 L.645 ø100	 ø100 L.530 z.33





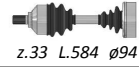









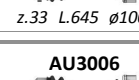
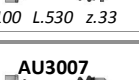



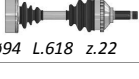






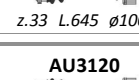
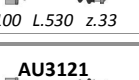








# AUDI

## 80 / 80 AVANT IV (89Q,8A)

MODEL	GEARBOX	FROM	TO	CHASSIS	ABS	F/R	LEFT DRIVESHAFT	RIGHT DRIVESHAFT
1.6 75 kW	Man.	08.90	> 12.91			Front	<b>AU3120</b>  z.33 L.585 ø100	<b>AU3121</b>  ø100 L.574 z.33
	Man.	08.90	> 12.91		teeth 45	Front	<b>AU3122</b>  z.33 L.585 ø100	<b>AU3123</b>  ø100 L.574 z.33
1.6 D 40 kW	Man.	04.87	> 04.88			Front	<b>AU3006</b>  z.22 L.630 ø94	<b>AU3007</b>  ø94 L.618 z.22
	Man.	04.87	> 04.88		teeth 96	Front	<b>AU3008</b>  z.22 L.632 ø94	<b>AU3009</b>  ø94 L.618 z.22
	Man.	05.88	> 07.89			Front	<b>AU3088</b>  z.33 L.584 ø94	<b>AU3089</b>  ø94 L.572 z.33
	Man.	05.88	> 07.89		teeth 45	Front	<b>AU3010</b>  z.33 L.584 ø94	<b>AU3011</b>  ø94 L.572 z.33
1.6 E 52 kW	Man.	05.88	> 12.91			Front	<b>AU3088</b>  z.33 L.584 ø94	<b>AU3089</b>  ø94 L.572 z.33
	Man.	05.88	> 12.91		teeth 45	Front	<b>AU3010</b>  z.33 L.584 ø94	<b>AU3011</b>  ø94 L.572 z.33
1.6 TD 51 kW	Man.	02.87	> 04.88			Front	<b>AU3006</b>  z.22 L.630 ø94	<b>AU3007</b>  ø94 L.618 z.22
	Man.	02.87	> 04.88		teeth 96	Front	<b>AU3008</b>  z.22 L.632 ø94	<b>AU3009</b>  ø94 L.618 z.22
1.6 TD 59 kW	Man.	04.88	> 12.91			Front	<b>AU3088</b>  z.33 L.584 ø94	<b>AU3089</b>  ø94 L.572 z.33
	Man.	04.88	> 12.91		teeth 45	Front	<b>AU3010</b>  z.33 L.584 ø94	<b>AU3011</b>  ø94 L.572 z.33
	Aut.	08.89	> 12.91			Front	<b>AU3272</b>  z.33 L.645 ø100	<b>AU3273</b>  ø100 L.530 z.33
	Aut.	08.89	> 12.91		teeth 45	Front	<b>AU3274</b>  z.33 L.645 ø100	<b>AU3275</b>  ø100 L.530 z.33




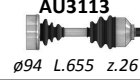

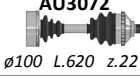

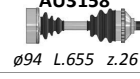

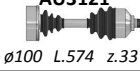
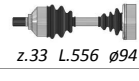
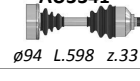
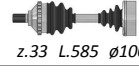




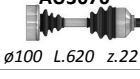

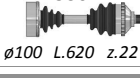





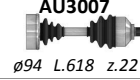



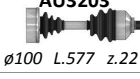

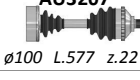
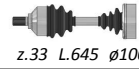
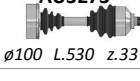


# AUDI

## 80 / 80 AVANT IV (89Q,8A)

MODEL	GEARBOX	FROM	TO	CHASSIS	ABS	F/R	LEFT DRIVESHAFT	RIGHT DRIVESHAFT
1.8 55/66 kW	Man.	09.86	> 04.88			Front	 z.22 L.630 ø94	 ø94 L.618 z.22
	Man.	09.86	> 04.88		teeth 96	Front	 z.22 L.632 ø94	 ø94 L.618 z.22
	Man.	05.88	> 12.91			Front	 z.33 L.584 ø94	 ø94 L.572 z.33
	Man.	05.88	> 12.91		teeth 45	Front	 z.33 L.584 ø94	 ø94 L.572 z.33
	Aut.	09.86	> 04.88			Front	 z.22 L.687 ø100	 ø100 L.577 z.22
	Aut.	09.86	> 04.88		teeth 96	Front	 z.22 L.687 ø100	 ø100 L.577 z.22
	Aut.	05.88	> 12.91			Front	 z.33 L.645 ø100	 ø100 L.530 z.33
	Aut.	05.88	> 12.91		teeth 45	Front	 z.33 L.645 ø100	 ø100 L.530 z.33
1.8 E 66 kW	Man.	09.86	> 04.88			Front	 z.22 L.630 ø94	 ø94 L.618 z.22
	Man.	09.86	> 04.88		teeth 96	Front	 z.22 L.632 ø94	 ø94 L.618 z.22
	Aut.	09.86	> 04.88			Front	 z.22 L.687 ø100	 ø100 L.577 z.22
	Aut.	09.86	> 04.88		teeth 96	Front	 z.22 L.687 ø100	 ø100 L.577 z.22
	Aut.	05.88	> 12.91			Front	 z.33 L.645 ø100	 ø100 L.530 z.33
	Aut.	05.88	> 12.91		teeth 45	Front	 z.33 L.645 ø100	 ø100 L.530 z.33
1.8 E 82 kW	Man.	05.88	> 12.91			Front	 z.33 L.585 ø100	 ø100 L.574 z.33
	Man.	05.88	> 12.91		teeth 45	Front	 z.33 L.585 ø100	 ø100 L.574 z.33
1.8 GTE 82 kW	Man.	09.86	> 04.88			Front	 z.22 L.633 ø100	 ø100 L.620 z.22
	Man.	09.86	> 04.88		teeth 96	Front	 z.22 L.633 ø100	 ø100 L.620 z.22

# AUDI

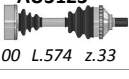
## 80 / 80 AVANT IV (89Q,8A)

MODEL	GEARBOX	FROM	TO	CHASSIS	ABS	F/R	LEFT DRIVESHAFT	RIGHT DRIVESHAFT
1.8 quattro 65/66 kW	Man.	04.85	> 03.88			Front	 z.22 L.633 ø100	 ø100 L.620 z.22
	Man.	04.85	> 03.88			Rear	 z.26 L.619 ø94	 ø94 L.655 z.26
	Man.	04.85	> 03.88		teeth 96	Front	 z.22 L.633 ø100	 ø100 L.620 z.22
	Man.	04.85	> 03.88		teeth 96	Rear	 z.26 L.619 ø94	 ø94 L.655 z.26
	Man.	04.88	> 09.91			Front	 z.33 L.585 ø100	 ø100 L.574 z.33
	Man.	04.88	> 09.91			Rear	 z.33 L.556 ø94	 ø94 L.598 z.33
	Man.	04.88	> 09.91		teeth 45	Front	 z.33 L.585 ø100	 ø100 L.574 z.33
	Man.	04.88	> 09.91		teeth 45	Rear	 z.33 L.556 ø94	 ø94 L.598 z.33
1.9 83/85 kW	Man.	09.86	> 04.88			Front	 z.22 L.633 ø100	 ø100 L.620 z.22
	Man.	09.86	> 04.88		teeth 96	Front	 z.22 L.633 ø100	 ø100 L.620 z.22
1.9 D 48 kW	Man.	08.89	> 12.91			Front	 z.33 L.584 ø94	 ø94 L.572 z.33
	Man.	08.89	> 12.91		teeth 45	Front	 z.33 L.584 ø94	 ø94 L.572 z.33
1.9 E 83 kW	Man.	09.86	> 04.88			Front	 z.22 L.630 ø94	 ø94 L.618 z.22
	Man.	09.86	> 04.88		teeth 96	Front	 z.22 L.632 ø94	 ø94 L.618 z.22
	Aut.	09.86	> 04.88			Front	 z.22 L.687 ø100	 ø100 L.577 z.22
	Aut.	09.86	> 04.88		teeth 96	Front	 z.22 L.687 ø100	 ø100 L.577 z.22
	Aut.	04.88	> 12.91			Front	 z.33 L.645 ø100	 ø100 L.530 z.33
	Aut.	04.88	> 12.91		teeth 45	Front	 z.33 L.645 ø100	 ø100 L.530 z.33




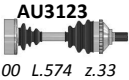

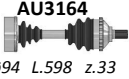

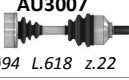



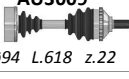


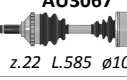




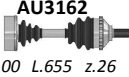
# AUDI

## 80 / 80 AVANT IV (89Q,8A)


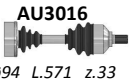

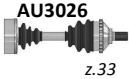

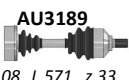






MODEL	GEARBOX	FROM	TO	CHASSIS	ABS	F/R	LEFT DRIVESHAFT	RIGHT DRIVESHAFT
1.9 TD 55 kW	Man.	09.91	> 02.92			Front	 z.33 L.584 ø94	 ø94 L.572 z.33
	Man.	09.91	> 02.92		teeth 45	Front	 z.33 L.584 ø94	 ø94 L.572 z.33
2.0 118 kW	Man.	08.88	> 12.91			Front	 z.33 L.585 ø108	 ø108 L.571 z.33
	Man.	08.88	> 12.91		teeth 45	Front	 z.33 L.585 ø108	 ø108 L.571 z.33
2.0 66 kW	Man.	09.91	> 02.92			Front	 z.33 L.584 ø94	 ø94 L.572 z.33
	Man.	09.91	> 02.92		teeth 45	Front	 z.33 L.584 ø94	 ø94 L.572 z.33
2.0 81/85 kW	Man.	04.87	> 12.91			Front	 z.22 L.633 ø100	 ø100 L.620 z.22
	Man.	04.87	> 12.91			Front	 z.33 L.585 ø100	 ø100 L.574 z.33
	Man.	04.87	> 12.91		teeth 45	Front	 z.33 L.585 ø100	 ø100 L.574 z.33
	Man.	04.87	> 12.91		teeth 96	Front	 z.22 L.633 ø100	 ø100 L.620 z.22
2.0 84 kW	Man.	04.87	> 04.88			Front	 z.22 L.630 ø94	 ø94 L.618 z.22
	Man.	04.87	> 04.88		teeth 96	Front	 z.22 L.632 ø94	 ø94 L.618 z.22
	Aut.	09.86	> 04.88			Front	 z.22 L.687 ø100	 ø100 L.577 z.22
	Aut.	09.86	> 04.88		teeth 96	Front	 z.22 L.687 ø100	 ø100 L.577 z.22
	Aut.	08.88	> 10.91			Front	 z.33 L.645 ø100	 ø100 L.530 z.33
	Aut.	08.88	> 10.91		teeth 45	Front	 z.33 L.645 ø100	 ø100 L.530 z.33
	Aut.	08.88	> 10.91			Front	 z.33 L.645 ø100	 ø100 L.530 z.33
2.0 E 83/85 kW	Aut.	08.88	> 10.91			Front	 z.33 L.645 ø100	 ø100 L.530 z.33
	Aut.	08.88	> 10.91		teeth 45	Front	 z.33 L.645 ø100	 ø100 L.530 z.33
2.0 E 16V quattro 101 kW	Man.	03.90	> 08.91		teeth 45	Front	 z.33 L.585 ø100	 ø100 L.574 z.33

# AUDI

## 80 / 80 AVANT IV (89Q,8A)























MODEL	GEARBOX	FROM	TO	CHASSIS	ABS	F/R	LEFT DRIVESHAFT	RIGHT DRIVESHAFT
2.0 E quattro 83/85 kW	Man.	04.88	> 12.94		teeth 45	Front	 z.33 L.585 ø100	 ø100 L.574 z.33
	Man.	04.88	> 12.94		teeth 45	Rear	 z.33 L.556 ø94	 ø94 L.598 z.33
2.0 quattro 84 kW	Man.	04.85	> 03.88			Front	 z.22 L.630 ø94	 ø94 L.618 z.22
	Man.	04.85	> 03.88			Rear	 z.26 L.618 ø100	 ø100 L.655 z.26
	Man.	04.85	> 03.88		teeth 96	Front	 z.22 L.632 ø94	 ø94 L.618 z.22
	Man.	04.85	> 03.88		teeth 96	Rear	 z.26 L.618 ø100	 ø100 L.655 z.26
2.3 98 kW	Man.	01.87	> 04.88		teeth 96	Front	 z.22 L.585 ø108	 ø108 L.570 z.22
2.3 E quattro 98 kW	Man.	09.86	> 03.88			Front	 z.22 L.633 ø100	 ø100 L.620 z.22
	Man.	09.86	> 03.88		teeth 96	Rear	 z.26 L.618 ø100	 ø100 L.655 z.26

## 80 / 80 AVANT V (8C,B4)

MODEL	GEARBOX	FROM	TO	CHASSIS	ABS	F/R	LEFT DRIVESHAFT	RIGHT DRIVESHAFT
1.6 51/55 kW	Man.	01.92	> 02.92			Front	 z.33 L.585 ø94	 ø94 L.571 z.33
	Man.	01.92	> 02.92		teeth 45	Front	 z.33 L.580 ø94	 z.33
1.6 75 kW	Man.	01.92	> 10.93			Front	 z.33 L.585 ø108	 ø108 L.571 z.33
	Man.	01.92	> 10.93		teeth 45	Front	 z.33 L.585 ø108	 ø108 L.571 z.33
1.6 E 52 kW	Man.	01.92	> 07.94			Front	 z.33 L.585 ø100	 ø100 L.574 z.33
	Man.	01.92	> 07.94		teeth 45	Front	 z.33 L.585 ø100	 ø100 L.574 z.33

# AUDI

## 80 / 80 AVANT V (8C,B4)

MODEL	GEARBOX	FROM	TO	CHASSIS	ABS	F/R	LEFT DRIVESHAFT	RIGHT DRIVESHAFT
1.9 TD 55 kW	Man.	01.92	> 07.94			Front	 z.33 L.585 ø100	 ø100 L.574 z.33
	Man.	01.92	> 07.94		teeth 45	Front	 z.33 L.585 ø100	 ø100 L.574 z.33
	Aut.	09.91	> 07.94			Front	 z.33 L.470 ø130	 ø130 L.523 z.33
	Aut.	09.91	> 07.94		teeth 45	Front	 z.33 L.470 ø130	 ø130 L.523 z.33
1.9 TDI 66 kW	Man.	11.91	> 01.96			Front	 z.33 L.570 ø130	 ø130 L.556 z.33
	Man.	11.91	> 01.96		teeth 45	Front	 z.33 L.570 ø130	 ø130 L.556 z.33
2.0 E 66/103 kW	Aut.	09.91	> 07.94			Front	 z.33 L.470 ø130	 ø130 L.523 z.33
	Aut.	09.91	> 07.94		teeth 45	Front	 z.33 L.470 ø130	 ø130 L.523 z.33
2.0 E 66 kW	Man.	01.92	> 07.94			Front	 z.33 L.585 ø100	 ø100 L.574 z.33
	Man.	01.92	> 07.94		teeth 45	Front	 z.33 L.585 ø100	 ø100 L.574 z.33
2.0 E 83/84 kW	Man.	05.88	> 07.94			Front	 z.33 L.585 ø100	 ø100 L.574 z.33
	Man.	05.88	> 07.94		teeth 45	Front	 z.33 L.585 ø100	 ø100 L.574 z.33
2.0 E 16V 103 kW	Man.	03.90	> 07.94			Front	 z.33 L.585 ø108	 ø108 L.571 z.33
	Man.	03.90	> 07.94		teeth 45	Front	 z.33 L.585 ø108	 ø108 L.571 z.33
2.0 E 16V quattro 103 kW	Man.	02.93	> 01.96		teeth 45	Front	 z.38 L.593 ø108	 ø108 L.593 z.38
	Man.	02.93	> 01.96		teeth 45	Rear	 z.33 L.593 ø100	 ø100 L.593 z.33
2.0 E quattro 103 kW	Man.	09.91	> 12.94		teeth 45	Front	 z.38 ø130	 ø130 z.38




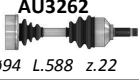















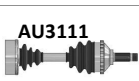









# AUDI

## 80 / 80 AVANT V (8C,B4)

MODEL	GEARBOX	FROM	TO	CHASSIS	ABS	F/R	LEFT DRIVESHAFT	RIGHT DRIVESHAFT
2.0 E quattro 85 kW	Man.	09.91	> 06.92		teeth 45	Front	 z.33 L.585 ø100	 ø100 L.574 z.33
	Man.	07.92	> 01.96		teeth 45	Front	 z.38 L.593 ø108	 ø108 L.593 z.38
	Man.	07.92	> 01.96		teeth 45	Rear	 z.33 L.593 ø100	 ø100 L.593 z.33
2.2 S2 quattro 169 kW	Man.	02.93	> 12.94		teeth 45	Front	 z.38 L.590 ø108	 ø108 L.571 z.38
2.3 E 98/100 kW	Aut.	09.91	> 07.94			Front	 z.33 L.470 ø130	 ø130 L.523 z.33
	Aut.	09.91	> 07.94		teeth 45	Front	 z.33 L.470 ø130	 ø130 L.523 z.33
2.3 E 98 kW	Man.	05.88	> 07.94			Front	 z.33 L.585 ø108	 ø108 L.571 z.33
	Man.	05.88	> 07.94		teeth 45	Front	 z.33 L.585 ø108	 ø108 L.571 z.33
2.3 E quattro 98 kW	Man.	09.91	> 06.92		teeth 45	Front	 z.38 ø130	 ø130 z.38
	Man.	09.91	> 01.96		teeth 45	Rear	 z.33 L.593 ø100	 ø100 L.593 z.33
	Man.	07.92	> 01.96		teeth 45	Front	 z.38 L.593 ø108	 ø108 L.593 z.38
2.6 110 kW	Man.	09.91	>		teeth 45	Front	 z.38 L.571 ø130	 ø130 L.557 z.38
2.6 V6 110 kW	Aut.	07.92	> 07.94		teeth 45	Front	 z.38 L.481 ø130	 ø130 L.533 z.38
2.6 V6 quattro 110 kW	Man.	06.92	> 12.94		teeth 45	Front	 z.38 ø130	 ø130 z.38
	Man.	06.92	> 12.94		teeth 45	Rear	 z.33 L.593 ø100	 ø100 L.593 z.33
2.8 128 kW	Man.	09.91	>		teeth 45	Front	 z.38 L.571 ø130	 ø130 L.557 z.38
2.8 quattro 128 kW	Man.	09.91	> 12.94		teeth 45	Front	 z.38 ø130	 ø130 z.38
	Man.	09.91	> 12.94		teeth 45	Rear	 z.33 L.593 ø100	 ø100 L.593 z.33
2.8 V6 128 kW	Aut.	09.91	> 07.94		teeth 45	Front	 z.38 L.481 ø130	 ø130 L.533 z.38






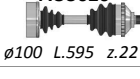


# AUDI

## 90 I (81,85,B2)


MODEL	GEARBOX	FROM	TO	CHASSIS	ABS	F/R	LEFT DRIVESHAFT	RIGHT DRIVESHAFT
1.6 TD 51 kW	Man.	02.82	> 03.87			Front	 z.22 L.627 ø94	 ø94 L.627 z.22
	Aut.	02.82	> 03.87			Front	 z.22 L.685 ø94	 ø94 L.588 z.22
2.0 83/86 kW	Man.	08.83	> 03.87			Front	 z.22 L.641 ø100	 ø100 L.595 z.22
2.0 D 83/86 kW	Aut.	08.83	> 03.87			Front	 z.22 L.676 ø100	 ø100 L.573 z.22
2.0 Kat. 83 kW	Man.	08.83	> 03.87			Front	 z.22 L.641 ø100	 ø100 L.595 z.22
	Aut.	08.83	> 03.87			Front	 z.22 L.676 ø100	 ø100 L.573 z.22
2.2 79/85 kW	Man.	12.82	> 07.83			Front	 z.22 L.641 ø100	 ø100 L.595 z.22
2.2 quattro 100 kW	Man.	08.82	> 07.86			Front	 z.22 L.641 ø100	 ø100 L.595 z.22
	Man.	08.82	> 07.86			Rear	 z.26 L.612 ø108	 ø108 L.658 z.26
	Man.	08.82	> 07.86		teeth 96	Front	 z.22 L.641 ø100	 ø100 L.595 z.22
	Man.	08.82	> 07.86		teeth 96	Rear	 z.26 L.612 ø108	 ø108 L.656 z.26
2.3 100 kW	Man.	10.84	> 03.87			Front	 z.22 L.642 ø108	 ø108 L.595 z.22
	Man.	10.84	> 03.87		teeth 96	Front	 z.22 L.642 ø108	 ø108 L.595 z.22
2.3 85 kW	Aut.	01.85	> 03.87			Front	 z.22 L.676 ø100	 ø100 L.573 z.22
2.3 E 100 kW	Man.	10.84	> 03.87			Front	 z.22 L.642 ø108	 ø108 L.595 z.22
	Man.	10.84	> 03.87		teeth 96	Front	 z.22 L.642 ø108	 ø108 L.595 z.22

# AUDI

## 90 I (81,85,B2)





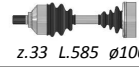









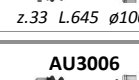
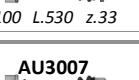










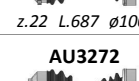





MODEL	GEARBOX	FROM	TO	CHASSIS	ABS	F/R	LEFT DRIVESHAFT	RIGHT DRIVESHAFT
2.3 E quattro 100/125 kW	Man.	08.82	> 07.86			Front	 z.22 L.641 ø100	 ø100 L.595 z.22
	Man.	08.82	> 07.86			Rear	 z.26 L.612 ø108	 ø108 L.658 z.26
	Man.	08.82	> 07.86		teeth 96	Front	 z.22 L.641 ø100	 ø100 L.595 z.22
	Man.	08.82	> 07.86		teeth 96	Rear	 z.26 L.612 ø108	 ø108 L.656 z.26

## 90 II (89,89Q,8A,B3)

MODEL	GEARBOX	FROM	TO	CHASSIS	ABS	F/R	LEFT DRIVESHAFT	RIGHT DRIVESHAFT
1.6 TD 51 kW	Man.	04.87	> 04.88			Front	 z.22 L.630 ø94	 ø94 L.618 z.22
	Man.	04.88	> 12.91			Front	 z.33 L.584 ø94	 ø94 L.572 z.33
1.6 TD 59 kW	Aut.	08.89	> 12.91			Front	 z.33 L.645 ø100	 ø100 L.530 z.33
	Aut.	08.89	> 12.91		teeth 45	Front	 z.33 L.645 ø100	 ø100 L.530 z.33
	Man.	04.87	> 04.88			Front	 z.22 L.630 ø94	 ø94 L.618 z.22
2.0 83/86 kW	Man.	04.87	> 04.88		teeth 96	Front	 z.22 L.632 ø94	 ø94 L.618 z.22
	Aut.	06.88	> 09.91			Front	 z.33 L.585 ø100	 ø100 L.574 z.33
2.0 20V 100 kW	Aut.	06.88	> 09.91		teeth 45	Front	 z.33 L.585 ø100	 ø100 L.574 z.33
	Man.	06.88	> 09.91			Front	 z.33 L.585 ø100	 ø100 L.574 z.33
2.0 20V quattro 100 kW	Man.	06.88	> 09.91			Rear	 z.33 L.556 ø94	 ø94 L.598 z.33
	Man.	06.88	> 09.91		teeth 45	Front	 z.33 L.585 ø100	 ø100 L.574 z.33
	Man.	06.88	> 09.91		teeth 45	Rear	 z.33 L.556 ø94	 ø94 L.598 z.33
	Aut.	09.86	> 04.88			Front	 z.22 L.687 ø100	 ø100 L.577 z.22
2.0 D 83/86 kW	Aut.	09.86	> 04.88		teeth 96	Front	 z.22 L.687 ø100	 ø100 L.577 z.22





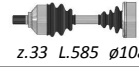









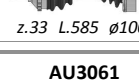



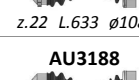
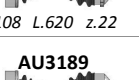









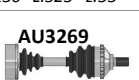








# AUDI

## 90 II (89,89Q,8A,B3)

MODEL	GEARBOX	FROM	TO	CHASSIS	ABS	F/R	LEFT DRIVESHAFT	RIGHT DRIVESHAFT
2.0 E 85 kW	Man.	04.87	> 04.88			Front	 z.22 L.630 ø94	 ø94 L.618 z.22
	Man.	04.87	> 04.88		teeth 96	Front	 z.22 L.632 ø94	 ø94 L.618 z.22
	Man.	05.88	> 07.94			Front	 z.33 L.585 ø100	 ø100 L.574 z.33
	Man.	05.88	> 07.94		teeth 45	Front	 z.33 L.585 ø100	 ø100 L.574 z.33
	Aut.	09.86	> 04.88			Front	 z.22 L.687 ø100	 ø100 L.577 z.22
	Aut.	09.86	> 04.88		teeth 96	Front	 z.22 L.687 ø100	 ø100 L.577 z.22
	Aut.	08.88	> 10.91			Front	 z.33 L.645 ø100	 ø100 L.530 z.33
	Aut.	08.88	> 10.91		teeth 45	Front	 z.33 L.645 ø100	 ø100 L.530 z.33
2.0 Kat. 83 kW	Man.	04.87	> 04.88			Front	 z.22 L.630 ø94	 ø94 L.618 z.22
	Man.	04.87	> 04.88		teeth 96	Front	 z.22 L.632 ø94	 ø94 L.618 z.22
	Man.	05.88	> 07.94			Front	 z.33 L.585 ø100	 ø100 L.574 z.33
	Man.	05.88	> 07.94		teeth 45	Front	 z.33 L.585 ø100	 ø100 L.574 z.33
	Aut.	09.86	> 04.88			Front	 z.22 L.687 ø100	 ø100 L.577 z.22
	Aut.	09.86	> 04.88		teeth 96	Front	 z.22 L.687 ø100	 ø100 L.577 z.22
	Aut.	08.88	> 10.91			Front	 z.33 L.645 ø100	 ø100 L.530 z.33
	Aut.	08.88	> 10.91		teeth 45	Front	 z.33 L.645 ø100	 ø100 L.530 z.33

# AUDI



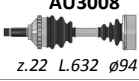

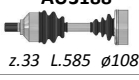



## 90 II (89,89Q,8A,B3)

MODEL	GEARBOX	FROM	TO	CHASSIS	ABS	F/R	LEFT DRIVESHAFT	RIGHT DRIVESHAFT
2.3 100 kW	Man.	04.87	> 04.88			Front	 z.22 L.633 ø108	 ø108 L.620 z.22
	Man.	04.87	> 04.88		teeth 96	Front	 z.22 L.633 ø108	 ø108 L.620 z.22
	Man.	05.88	> 07.94			Front	 z.33 L.585 ø108	 ø108 L.571 z.33
	Man.	05.88	> 07.94		teeth 45	Front	 z.33 L.585 ø108	 ø108 L.571 z.33
	Aut.	09.86	> 04.88			Front	 z.22 L.633 ø108	 ø108 L.620 z.22
	Aut.	09.86	> 04.88		teeth 96	Front	 z.22 L.633 ø108	 ø108 L.620 z.22
2.3 Air Cond. 100 kW	Man.	03.87	> 03.88			Front	 z.33 L.585 ø100	 ø100 L.574 z.33
	Man.	03.87	> 03.88		teeth 45	Front	 z.33 L.585 ø100	 ø100 L.574 z.33
2.3 E 100 kW	Man.	04.87	> 04.88			Front	 z.22 L.633 ø108	 ø108 L.620 z.22
	Man.	04.87	> 04.88		teeth 96	Front	 z.22 L.633 ø108	 ø108 L.620 z.22
	Man.	05.88	> 07.94			Front	 z.33 L.585 ø108	 ø108 L.571 z.33
	Man.	05.88	> 07.94		teeth 45	Front	 z.33 L.585 ø108	 ø108 L.571 z.33
	Aut.	09.86	> 04.88			Front	 z.22 L.633 ø108	 ø108 L.620 z.22
	Aut.	09.86	> 04.88		teeth 96	Front	 z.22 L.633 ø108	 ø108 L.620 z.22
2.3 E 98 kW	Aut. 4 Sp.	04.88	> 12.91			Front	 z.33 L.470 ø130	 ø130 L.523 z.33
	Aut. 4 Sp.	04.88	> 12.91		teeth 45	Front	 z.33 L.470 ø130	 ø130 L.523 z.33
	Aut. 3 Sp.	04.88	> 12.91			Front	 z.33 L.629 ø108	 ø108 L.523 z.33
	Aut. 3 Sp.	04.88	> 12.91		teeth 45	Front	 z.33 L.629 ø108	 ø108 L.523 z.33
2.3 E 20V 125 kW	Man.	08.88	> 12.91		teeth 45	Front	 z.38 L.590 ø108	 ø108 L.573 z.38






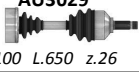
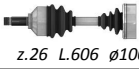

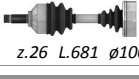


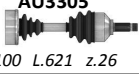


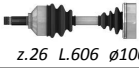





# AUDI

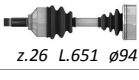

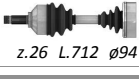





## 90 II (89,89Q,8A,B3)

MODEL	GEARBOX	FROM	TO	CHASSIS	ABS	F/R	LEFT DRIVESHAFT	RIGHT DRIVESHAFT
2.3 E quattro 100 kW	Man.	09.86	> 03.88			Front	 z.22 L.630 ø94	 ø94 L.618 z.22
	Man.	09.86	> 03.88		teeth 96	Front	 z.22 L.632 ø94	 ø94 L.618 z.22
2.3 Lim quattro 100 kW	Man.	04.88	> 07.91			Front	 z.33 L.585 ø108	 ø108 L.571 z.33
	Man.	04.88	> 07.91		teeth 96	Front	 z.33 L.585 ø108	 ø108 L.571 z.33

## 100 / 100 AVANT I (C1)















MODEL	GEARBOX	FROM	TO	CHASSIS	ABS	F/R	LEFT DRIVESHAFT	RIGHT DRIVESHAFT
1.6 62 kW	Man.	08.74	> 08.76			Front	 z.26 L.672 ø94	 ø94 L.652 z.26
1.8 62/74 kW	Man.	01.68	> 07.74			Front	 z.26 L.621 ø100	 ø100 L.621 z.26
	Man.	08.74	> 08.76			Front	 z.26 L.650 ø100	 ø100 L.650 z.26
	Aut.	08.74	> 08.75			Front	 z.26 L.606 ø100	 ø100 L.661 z.26
	Aut.	09.75	> 08.76			Front	 z.26 L.681 ø100	 ø100 L.628 z.26
1.9 82 kW	Man.	01.68	> 07.74			Front	 z.26 L.621 ø100	 ø100 L.621 z.26
	Man.	08.74	> 08.76			Front	 z.26 L.650 ø100	 ø100 L.650 z.26
	Aut.	08.74	> 08.75			Front	 z.26 L.606 ø100	 ø100 L.661 z.26
	Aut.	09.75	> 08.76			Front	 z.26 L.681 ø100	 ø100 L.628 z.26

## 100 / 100 AVANT II (43,C2)



















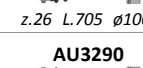
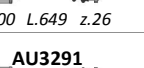
MODEL	GEARBOX	FROM	TO	CHASSIS	ABS	F/R	LEFT DRIVESHAFT	RIGHT DRIVESHAFT
1.6 62 kW	Man.	09.76	> 07.82			Front	 z.26 L.651 ø94	 ø94 L.689 z.26
	Aut.	09.76	> 07.82			Front	 z.26 L.712 ø94	 ø94 L.651 z.26
1.8 55/74 kW	Man.	08.82	> 12.87			Front	 z.26 L.651 ø94	 ø94 L.689 z.26
1.9 74 kW	Man.	08.80	> 07.84			Front	 z.26 L.660 ø108	 ø108 L.660 z.26

# AUDI

## 100 / 100 AVANT II (43,C2)






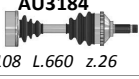




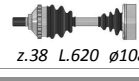
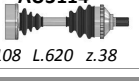




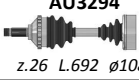
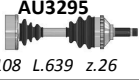
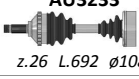
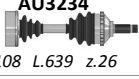



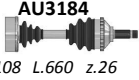
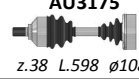
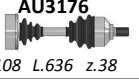


MODEL	GEARBOX	FROM	TO	CHASSIS	ABS	F/R	LEFT DRIVESHAFT	RIGHT DRIVESHAFT
2.0 77/85 kW	Man.	06.76	> 07.78			Front	 z.26 L.660 ø100	 ø100 L.660 z.26
	Aut.	06.76	> 07.78			Front	 z.26 L.690 ø100	 ø100 L.638 z.26
2.0 D 51 kW	Man.	10.78	> 10.79			Front	 z.26 L.660 ø100	 ø100 L.660 z.26
2.1 83/85 kW	Man.	06.76	> 10.79			Front	 z.26 L.660 ø100	 ø100 L.660 z.26
2.1 E 100 kW	Man.	06.76	> 10.79			Front	 z.26 L.660 ø100	 ø100 L.660 z.26
2.2 85 kW	Man.	06.76	> 10.79			Front	 z.26 L.660 ø100	 ø100 L.660 z.26
	Aut.	06.76	> 10.79			Front	 z.26 L.690 ø100	 ø100 L.638 z.26

## 100 / 100 AVANT III (44Q,C3)

MODEL	GEARBOX	FROM	TO	CHASSIS	ABS	F/R	LEFT DRIVESHAFT	RIGHT DRIVESHAFT
1.8 55/74 kW	Man.	08.84	> 12.87		teeth 96	Front	 z.26 L.651 ø100	 ø100 L.690 z.26
	Aut.	08.82	> 07.86			Front	 z.26 L.712 ø94	 ø94 L.651 z.26
	Aut.	08.84	> 07.86		teeth 96	Front	 z.26 L.712 ø94	 ø94 L.651 z.26
1.8 66 kW	Man.	03.83	> 12.87			Front	 z.26 L.648 ø100	 ø100 L.687 z.26
	Man.	03.83	> 12.87		teeth 96	Front	 z.26 L.648 ø100	 ø100 L.687 z.26
	Man.	01.88	> 12.90			Front	 z.38 L.597 ø100	 ø100 L.635 z.38
	Man.	01.88	> 12.90		teeth 45	Front	 z.38 L.597 ø100	 ø100 L.635 z.38
	Aut.	03.83	> 12.90			Front	 z.26 L.705 ø100	 ø100 L.649 z.26
	Aut.	03.83	> 12.90		teeth 45	Front	 z.26 L.705 ø100	 ø100 L.649 z.26
	Aut.	03.83	> 12.90		teeth 96	Front	 z.26 L.705 ø100	 ø100 L.649 z.26


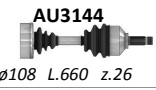

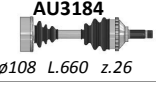

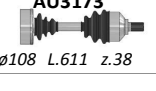






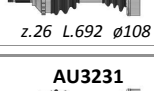
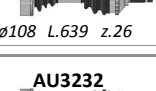

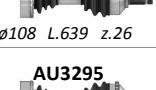


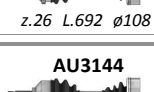
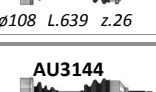




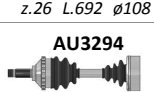


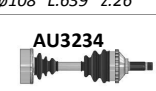

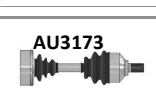



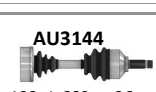




# AUDI

## 100 / 100 AVANT III (44Q,C3)

MODEL	GEARBOX	FROM	TO	CHASSIS	ABS	F/R	LEFT DRIVESHAFT	RIGHT DRIVESHAFT
1.8 quattro 66 kW	Man.	10.84	> 12.87			Front	 z.26 L.660 ø108	 ø108 L.660 z.26
	Man.	10.84	> 12.87			Rear	 z.26 L.669 ø108	 ø108 L.669 z.26
	Man.	10.84	> 12.87		teeth 96	Front	 z.26 L.660 ø108	 ø108 L.660 z.26
	Man.	10.84	> 12.87		teeth 96	Rear	 z.26 L.669 ø108	 ø108 L.669 z.26
	Man.	01.88	> 12.90		teeth 45	Front	 z.38 L.597	 ø100 L.638 z.38
	Man.	01.88	> 12.90		teeth 45	Rear	 z.38 L.620 ø108	 ø108 L.620 z.38
1.9 74 kW	Man.	08.80	> 07.84		teeth 96	Front	 z.26 L.660 ø108	 ø108 L.660 z.26
2.0 81/85 kW	Aut.	08.86	> 12.90			Front	 z.26 L.692 ø108	 ø108 L.639 z.26
	Aut.	08.86	> 12.90		teeth 45	Front	 z.26 L.692 ø108	 ø108 L.639 z.26
	Aut.	08.86	> 12.90		teeth 96	Front	 z.26 L.692 ø108	 ø108 L.639 z.26
2.0 83/85 kW	Man.	08.86	> 12.87			Front	 z.26 L.660 ø108	 ø108 L.660 z.26
	Man.	08.86	> 12.87		teeth 96	Front	 z.26 L.660 ø108	 ø108 L.660 z.26
	Man.	01.88	> 12.90			Front	 z.38 L.598 ø108	 ø108 L.636 z.38
	Man.	01.88	> 12.90		teeth 45	Front	 z.38 L.598 ø108	 ø108 L.636 z.38




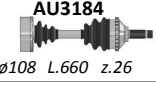
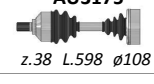
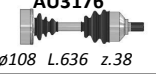

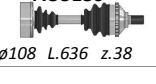

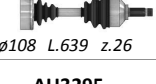





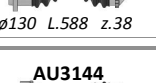
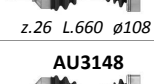
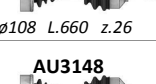
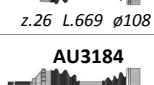



















# AUDI

## 100 / 100 AVANT III (44Q,C3)

MODEL	GEARBOX	FROM	TO	CHASSIS	ABS	F/R	LEFT DRIVESHAFT	RIGHT DRIVESHAFT
2.0 D 51 kW	Man.	10.79	> 12.87			Front	 z.26 L.660 ø108	 ø108 L.660 z.26
	Man.	10.79	> 12.87		teeth 96	Front	 z.26 L.660 ø108	 ø108 L.660 z.26
	Man.	01.88	> 07.89			Front	 z.38 L.611 ø108	 ø108 L.611 z.38
	Man.	01.88	> 07.89		teeth 45	Front	 z.38 L.611 ø108	 ø108 L.611 z.38
	Aut.	08.81	> 07.89			Front	 z.26 L.692 ø108	 ø108 L.639 z.26
	Aut.	08.81	> 07.89		teeth 45	Front	 z.26 L.692 ø108	 ø108 L.639 z.26
	Aut.	08.81	> 07.89		teeth 96	Front	 z.26 L.692 ø108	 ø108 L.639 z.26
2.0 E 83/85 kW	Aut.	08.86	> 12.90			Front	 z.26 L.692 ø108	 ø108 L.639 z.26
	Aut.	08.86	> 12.90		teeth 45	Front	 z.26 L.692 ø108	 ø108 L.639 z.26
	Aut.	08.86	> 12.90		teeth 96	Front	 z.26 L.692 ø108	 ø108 L.639 z.26
2.0 TD 64 kW	Man.	11.81	> 12.87			Front	 z.26 L.660 ø108	 ø108 L.660 z.26
	Man.	11.81	> 12.87		teeth 96	Front	 z.26 L.660 ø108	 ø108 L.660 z.26
	Aut.	11.81	> 12.87			Front	 z.26 L.692 ø108	 ø108 L.639 z.26
	Aut.	11.81	> 12.87		teeth 45	Front	 z.26 L.692 ø108	 ø108 L.639 z.26
	Aut.	11.81	> 12.87		teeth 96	Front	 z.26 L.692 ø108	 ø108 L.639 z.26
2.0 TD 74 kW	Man.	03.88	> 10.90			Front	 z.38 L.611 ø108	 ø108 L.611 z.38
	Man.	03.88	> 12.90		teeth 45	Front	 z.38 L.611 ø108	 ø108 L.611 z.38
2.1 85/100 kW	Man.	11.79	> 07.84			Front	 z.26 L.660 ø108	 ø108 L.660 z.26
	Man.	11.79	> 07.84		teeth 96	Front	 z.26 L.660 ø108	 ø108 L.660 z.26






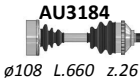














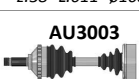











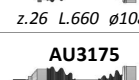



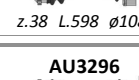
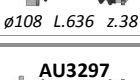
# AUDI

## 100 / 100 AVANT III (44Q,C3)

MODEL	GEARBOX	FROM	TO	CHASSIS	ABS	F/R	LEFT DRIVESHAFT	RIGHT DRIVESHAFT
2.2 85/101 kW	Man.	11.79	> 12.87			Front	 z.26 L.660 ø108	 ø108 L.660 z.26
	Man.	11.79	> 12.87		teeth 96	Front	 z.26 L.660 ø108	 ø108 L.660 z.26
	Man.	01.88	> 12.90			Front	 z.38 L.598 ø108	 ø108 L.636 z.38
	Man.	01.88	> 12.90		teeth 45	Front	 z.38 L.598 ø108	 ø108 L.636 z.38
	Aut.	11.79	> 07.89			Front	 z.26 L.692 ø108	 ø108 L.639 z.26
	Aut.	11.79	> 07.89		teeth 45	Front	 z.26 L.692 ø108	 ø108 L.639 z.26
	Aut.	11.79	> 07.89		teeth 96	Front	 z.26 L.692 ø108	 ø108 L.639 z.26
	Aut.	08.89	> 12.90		teeth 45	Front	 z.38 L.484 ø130	 ø130 L.588 z.38
2.2 quattro 101 kW	Man.	10.84	> 12.87			Front	 z.26 L.660 ø108	 ø108 L.660 z.26
	Man.	10.84	> 12.87			Rear	 z.26 L.669 ø108	 ø108 L.669 z.26
	Man.	10.84	> 12.87		teeth 96	Front	 z.26 L.660 ø108	 ø108 L.660 z.26
	Man.	10.84	> 12.87		teeth 96	Rear	 z.26 L.669 ø108	 ø108 L.669 z.26
	Man.	01.88	> 12.90		teeth 45	Front	 z.38 L.598 ø108	 ø108 L.636 z.38
	Man.	01.88	> 07.94		teeth 45	Rear	 z.38 L.620 ø108	 ø108 L.620 z.38
	Aut.	10.84	> 12.87			Front	 z.26 L.692 ø108	 ø108 L.639 z.26
2.2 quattro 85 kW	Man.	08.85	> 07.86			Front	 z.26 L.660 ø108	 ø108 L.660 z.26
	Man.	08.85	> 07.86		teeth 96	Front	 z.26 L.660 ø108	 ø108 L.660 z.26
2.2 quattro 88 kW	Man.	08.85	> 07.86			Rear	 z.26 L.669 ø108	 ø108 L.669 z.26
	Man.	08.85	> 07.86		teeth 96	Rear	 z.26 L.669 ø108	 ø108 L.669 z.26

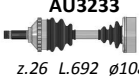
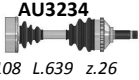

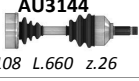






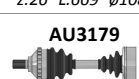





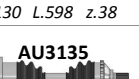



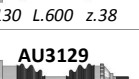
# AUDI

## 100 / 100 AVANT III (44Q,C3)



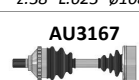









MODEL	GEARBOX	FROM	TO	CHASSIS	ABS	F/R	LEFT DRIVESHAFT	RIGHT DRIVESHAFT
2.2 T quattro 121 kW	Man.	03.86	> 12.87			Front	 z.26 L.660 ø108	 ø108 L.660 z.26
	Man.	03.86	> 12.87			Rear	 z.26 L.669 ø108	 ø108 L.669 z.26
	Man.	03.86	> 12.87		teeth 96	Front	 z.26 L.660 ø108	 ø108 L.660 z.26
	Man.	03.86	> 12.87		teeth 96	Rear	 z.26 L.669 ø108	 ø108 L.669 z.26
	Man.	01.88	> 12.90			Front	 z.38 L.611 ø108	 ø108 L.611 z.38
	Man.	01.88	> 12.90		teeth 45	Front	 z.38 L.611 ø108	 ø108 L.611 z.38
	Man.	01.88	> 12.90		teeth 45	Rear	 z.38 L.620 ø108	 ø108 L.620 z.38
2.2 Turbo 121 kW	Man.	08.86	> 12.87			Front	 z.26 L.660 ø108	 ø108 L.660 z.26
	Man.	08.86	> 12.87		teeth 96	Front	 z.26 L.660 ø108	 ø108 L.660 z.26
	Man.	01.88	> 07.89			Front	 z.38 L.611 ø108	 ø108 L.611 z.38
	Man.	01.88	> 12.90		teeth 45	Front	 z.38 L.611 ø108	 ø108 L.611 z.38
	Aut.	08.86	> 07.89			Front	 z.26 L.692 ø108	 ø108 L.639 z.26
	Aut.	08.86	> 07.89		teeth 45	Front	 z.26 L.692 ø108	 ø108 L.639 z.26
	Aut.	08.86	> 07.89		teeth 96	Front	 z.26 L.692 ø108	 ø108 L.639 z.26
2.3 100 kW	Man.	10.83	> 12.87			Front	 z.26 L.660 ø108	 ø108 L.660 z.26
	Man.	10.83	> 12.87		teeth 96	Front	 z.26 L.660 ø108	 ø108 L.660 z.26
	Man.	01.88	> 12.90			Front	 z.38 L.598 ø108	 ø108 L.636 z.38
	Man.	01.88	> 12.90		teeth 45	Front	 z.38 L.598 ø108	 ø108 L.636 z.38
2.3 E 85/101 kW	Aut.	08.89	> 12.90		teeth 45	Front	 z.38 L.484 ø130	 ø130 L.588 z.38

# AUDI

## 100 / 100 AVANT III (44Q,C3)

MODEL	GEARBOX	FROM	TO	CHASSIS	ABS	F/R	LEFT DRIVESHAFT	RIGHT DRIVESHAFT
2.3 quattro 100 kW	Aut.	10.84	> 12.87		teeth 96	Front	 z.26 L.692 ø108	 ø108 L.639 z.26
2.3 quattro 98/101 kW	Man.	10.84	> 12.87			Front	 z.26 L.660 ø108	 ø108 L.660 z.26
	Man.	10.84	> 12.87			Rear	 z.26 L.669 ø108	 ø108 L.669 z.26
	Man.	10.84	> 12.87		teeth 96	Front	 z.26 L.660 ø108	 ø108 L.660 z.26
	Man.	10.84	> 12.87		teeth 96	Rear	 z.26 L.669 ø108	 ø108 L.669 z.26
	Man.	01.88	> 12.90		teeth 45	Front	 z.38 L.598 ø108	 ø108 L.636 z.38
	Man.	01.88	> 12.90		teeth 45	Rear	 z.38 L.620 ø108	 ø108 L.620 z.38
	2.4 D 60 kW	Man.	08.89	> 12.90			Front	 z.38 L.598 ø130
Man.		08.89	> 12.90		teeth 45	Front	 z.38 L.598 ø130	 ø130 L.598 z.38
2.5 TDI 83 kW	Man.	01.90	> 12.90			Front	 z.38 L.600 ø130	 ø130 L.600 z.38
	Man.	01.90	> 12.90		teeth 45	Front	 z.38 L.600 ø130	 ø130 L.600 z.38

## 100 / 100 AVANT IV (4A,C4)

MODEL	GEARBOX	FROM	TO	CHASSIS	ABS	F/R	LEFT DRIVESHAFT	RIGHT DRIVESHAFT
2.0 16V 103 kW	Man.	01.91	> 07.94			Front	 z.38 L.623 ø108	 ø108 L.663 z.38
	Man.	01.91	> 07.94		teeth 45	Front	 z.38 L.623 ø108	 ø108 L.663 z.38
2.0 E 74/85 kW	Man.	01.91	> 07.94			Front	 z.38 L.623 ø108	 ø108 L.663 z.38
	Man.	01.91	> 07.94		teeth 45	Front	 z.38 L.623 ø108	 ø108 L.663 z.38
2.0 E 85 kW	Aut.	01.91	> 07.94			Front	 z.38 L.509 ø130	 ø130 L.614 z.38
	Aut.	01.91	> 07.94		teeth 45	Front	 z.38 L.507 ø130	 ø130 L.614 z.38

# AUDI

## 100 / 100 AVANT IV (4A,C4)

MODEL	GEARBOX	FROM	TO	CHASSIS	ABS	F/R	LEFT DRIVESHAFT	RIGHT DRIVESHAFT
2.0 quattro 85/103 kW	Man.	12.90	> 07.94		teeth 45	Front	 z.38	 z.38
	Man.	01.91	> 07.92		teeth 45	Rear	 z.38 L.622 ø94	 ø94 L.622 z.38
	Man.	08.92	> 07.94		teeth 45	Rear	 z.38 L.622 ø100	 ø100 L.622 z.38
2.2 S4 quattro 169 kW	Aut.	08.91	> 07.94			Front	 z.38 L.565 ø130	 ø130 L.493 z.38
	Aut.	08.91	> 07.94		teeth 45	Front	 z.38 L.565 ø130	 ø130 L.493 z.38
2.3 100 kW	Man.	01.91	> 07.94			Front	 z.38 L.623 ø108	 ø108 L.663 z.38
	Man.	01.91	> 07.94		teeth 45	Front	 z.38 L.623 ø108	 ø108 L.663 z.38
2.3 E 85/101 kW	Aut.	01.91	> 07.94			Front	 z.38 L.509 ø130	 ø130 L.614 z.38
	Aut.	01.91	> 07.94		teeth 45	Front	 z.38 L.507 ø130	 ø130 L.614 z.38
2.3 E quattro 98/101 kW	Man.	01.91	> 07.94		teeth 45	Front	 z.38	 z.38
	Man.	01.91	> 07.94		teeth 45	Rear	 z.38 L.622 ø100	 ø100 L.622 z.38
	Aut.	01.91	> 07.94		teeth 45	Front	 z.38 L.507 ø130	 ø130 L.614 z.38
	Aut.	01.91	> 07.94		teeth 45	Rear	 z.38 L.622 ø100	 ø100 L.622 z.38
2.4 D 60 kW	Man.	01.91	> 07.94			Front	 z.38 L.614 ø130	 ø130 L.650 z.38
	Man.	01.91	> 07.94		teeth 45	Front	 z.38 L.614 ø130	 ø130 L.650 z.38
	Aut.	01.91	> 07.94			Front	 z.38 L.509 ø130	 ø130 L.614 z.38
	Aut.	01.91	> 07.94		teeth 45	Front	 z.38 L.507 ø130	 ø130 L.614 z.38
2.5 TDI 85 kW	Man.	01.91	> 07.94			Front	 z.38 L.614	 L.650 z.26
	Man.	01.91	> 07.94		teeth 45	Front	 z.38 L.614	 L.650 z.38






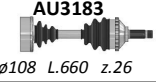

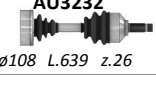

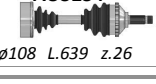

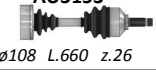












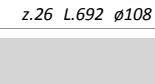

# AUDI

## 100 / 100 AVANT IV (4A,C4)

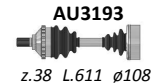
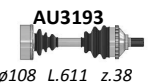

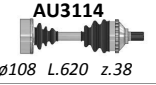





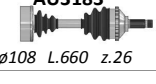


MODEL	GEARBOX	FROM	TO	CHASSIS	ABS	F/R	LEFT DRIVESHAFT	RIGHT DRIVESHAFT
2.6 E 110 kW	Man.	04.92	> 07.94			Front	 z.38 L.614 ø130	 ø130 L.650 z.38
	Man.	04.92	> 07.94		teeth 45	Front	 z.38 L.614 ø130	 ø130 L.650 z.38
	Aut.	04.92	> 07.94			Front	 z.38 L.565 ø130	 ø130 L.493 z.38
	Aut.	04.92	> 07.94		teeth 45	Front	 z.38 L.565 ø130	 ø130 L.493 z.38
2.6 E quattro 110 kW	Man.	03.92	> 07.94		teeth 45	Front	 z.38	 z.38
	Man.	03.92	> 07.94		teeth 45	Rear	 z.38 L.622 ø100	 ø100 L.622 z.38
2.8 E 128 kW	Man.	01.91	> 07.94			Front	 z.38 L.614	 L.650 z.26
	Man.	01.91	> 07.94		teeth 45	Front	 z.38 L.614	 L.650 z.38
	Aut. CDT	03.93	> 07.94		teeth 45	Front	 z.38 L.565 ø130	 ø130 L.493 z.38
	Aut. AEM	01.91	> 07.94		teeth 45	Front	 z.38 L.507 ø130	 L.614 z.38
2.8 I quattro 128 kW	Man.	12.90	> 07.94		teeth 45	Front	 z.38	 z.38
	Man.	12.90	> 07.94		teeth 45	Rear	 z.38 L.620 ø108	 ø108 L.620 z.38
	Aut.	12.90	> 07.94		teeth 45	Front	 z.38 L.565 ø130	 ø130 L.493 z.38
	Aut.	12.90	> 07.94		teeth 45	Rear	 z.38 L.620 ø108	 ø108 L.620 z.38
4.2 S4 quattro 206 kW	Man.	10.92	> 07.94		teeth 45	Front	 z.38	 z.38
	Man.	10.92	> 07.94		teeth 45	Rear	 z.38 L.620 ø108	 ø108 L.620 z.38

# AUDI

## 200 / 200 AVANT I (43)


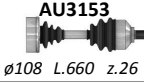



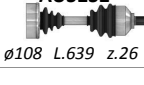
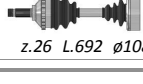
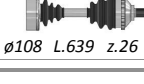






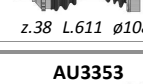





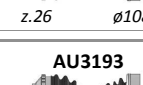


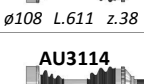
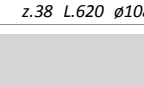
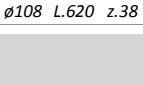
MODEL	GEARBOX	FROM	TO	CHASSIS	ABS	F/R	LEFT DRIVESHAFT	RIGHT DRIVESHAFT
2.1 5E 100 kW	Man.	10.79	> 07.85			Front	 z.26 L.660 ø108	 ø108 L.660 z.26
	Man.	10.79	> 07.85		teeth 96	Front	 z.26 L.660 ø108	 ø108 L.660 z.26
	Aut.	10.79	> 07.85			Front	 z.26 L.692 ø108	 ø108 L.639 z.26
	Aut.	10.79	> 07.85		teeth 96	Front	 z.26 L.692 ø108	 ø108 L.639 z.26
2.1 5T Turbo 125 kW	Man.	10.79	> 01.88			Front	 z.26 L.660 ø108	 ø108 L.660 z.26
	Man.	10.79	> 01.88		teeth 96	Front	 z.26 L.660 ø108	 ø108 L.660 z.26
	Aut.	10.79	> 01.88			Front	 z.26 ø108	 ø108 z.26
	Aut.	10.79	> 01.88		teeth 96	Front	 z.26 ø108	 ø108 z.26
2.1 Turbo 134 kW	Man.	10.79	> 01.88			Front	 z.26 L.660 ø108	 ø108 L.660 z.26
	Man.	10.79	> 01.88		teeth 96	Front	 z.26 L.660 ø108	 ø108 L.660 z.26
	Aut.	10.79	> 01.88			Front	 z.26 L.692 ø108	 ø108 L.639 z.26
	Aut.	10.79	> 01.88		teeth 96	Front	 z.26 L.692 ø108	 ø108 L.639 z.26

## 200 / 200 AVANT II (44,44Q)

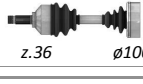
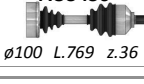
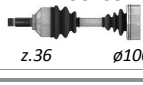
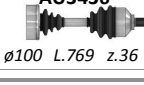

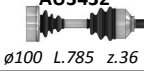
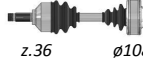

MODEL	GEARBOX	FROM	TO	CHASSIS	ABS	F/R	LEFT DRIVESHAFT	RIGHT DRIVESHAFT
2.2 20V quattro 162 kW	Man.	02.88	> 12.90		teeth 45	Front	 z.38 L.611 ø108	 ø108 L.611 z.38
	Man.	02.88	> 12.90		teeth 45	Rear	 z.38 L.620 ø108	 ø108 L.620 z.38
2.2 quattro 134 kW	Man.	08.83	> 01.88			Front	 z.26 L.660 ø108	 ø108 L.660 z.26
	Man.	08.83	> 01.88			Rear	 z.26 L.669 ø108	 ø108 L.669 z.26
	Man.	08.83	> 01.88		teeth 96	Front	 z.26 L.660 ø108	 ø108 L.660 z.26
	Man.	08.83	> 01.88		teeth 96	Rear	 z.26 L.669 ø108	 ø108 L.669 z.26

# AUDI

## 200 / 200 AVANT II (44,44Q)






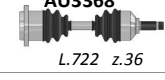


MODEL	GEARBOX	FROM	TO	CHASSIS	ABS	F/R	LEFT DRIVESHAFT	RIGHT DRIVESHAFT
2.23 101 kW	Man.	08.84	> 07.85			Front	 z.26 L.660 ø108	 ø108 L.660 z.26
	Man.	08.84	> 07.85		teeth 96	Front	 z.26 L.660 ø108	 ø108 L.660 z.26
	Aut.	08.84	> 07.85			Front	 z.26 L.692 ø108	 ø108 L.639 z.26
	Aut.	08.84	> 07.85		teeth 96	Front	 z.26 L.692 ø108	 ø108 L.639 z.26
2.23 121/147 kW	Man.	08.85	> 12.87			Front	 z.26 L.660 ø108	 ø108 L.660 z.26
	Man.	08.85	> 12.87		teeth 96	Front	 z.26 L.660 ø108	 ø108 L.660 z.26
	Man.	01.88	> 11.90			Front	 z.38 L.611 ø108	 ø108 L.611 z.38
	Man.	01.88	> 11.90		teeth 45	Front	 z.38 L.611 ø108	 ø108 L.611 z.38
2.23 121 kW	Aut.	08.85	> 12.87			Front	 z.26 ø108	 ø108 z.26
	Aut.	08.85	> 12.87		teeth 45	Front	 z.26 L.692 ø108	 ø108 L.639 z.26
	Aut.	08.85	> 12.87		teeth 96	Front	 z.26 ø108	 ø108 z.26
2.23 quattro 121/147 kW	Man.	01.88	> 11.90		teeth 45	Front	 z.38 L.611 ø108	 ø108 L.611 z.38
	Man.	01.88	> 11.90		teeth 45	Rear	 z.38 L.620 ø108	 ø108 L.620 z.38

## A1 / A1 SPORTBACK (8X\_)






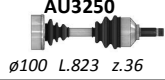
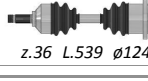






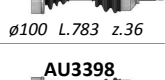
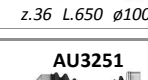
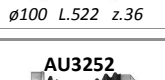











MODEL	GEARBOX	FROM	TO	CHASSIS	ABS	F/R	LEFT DRIVESHAFT	RIGHT DRIVESHAFT
1.2 TFSI 63 kW	Man.	05.10	>			Front	 z.36 ø100	 ø100 L.769 z.36
1.4 TFSI 90 kW	Man.	05.10	>			Front	 z.36 ø100	 ø100 L.769 z.36
1.6 TDI 66/77 kW	Man.	08.10	>			Front	 z.36 L.492 ø100	 ø100 L.785 z.36
	Aut.	08.10	>			Front	 z.36 ø108	 ø108 L.781 z.36

# AUDI

## A2 (8Z0)



MODEL	GEARBOX	FROM	TO	CHASSIS	ABS	F/R	LEFT DRIVESHAFT	RIGHT DRIVESHAFT
1.2 Tdi 45 kW	Man.	03.01	>			Front	 z.20 L.533 ø39.3	 ø39.3 L.736 z.20
1.4 i 55 kW	Man.	02.00	>			Front	 z.36 L.528 ø94	 ø94 L.750 z.36
1.4 TDI 55 kW	Man.	02.00	>			Front	 z.36 L.535	 L.722 z.36
1.6 Fsi 81 kW	Man.	05.02	>			Front	 z.36 L.530 ø100	 ø100 L.754 z.36

## A3 I (8L1)

MODEL	GEARBOX	FROM	TO	CHASSIS	ABS	F/R	LEFT DRIVESHAFT	RIGHT DRIVESHAFT
1.6 74 kW	Man.	09.96	> 08.00			Front	 z.36 L.554 ø94	 ø94 L.822 z.36
	Aut.	09.96	>			Front	 z.36 L.539 ø124	 ø124 L.807 z.36
1.8 20V 92 kW	Man.	09.96	>			Front	 z.36 L.553 ø100	 ø100 L.823 z.36
	Aut.	09.96	>			Front	 z.36 L.539 ø124	 ø124 L.807 z.36
1.8 T 20V 110/132 kW	Man.	12.96	>			Front	 z.36 L.549 ø100	 ø100 L.783 z.36
	Aut.	12.96	>			Front	 z.36 L.521 ø120	 ø120 L.815 z.36
1.8 T 20V quattro 110/132 kW	Man.	12.96	>			Front	 z.36 L.549 ø100	 ø100 L.783 z.36
	Man.	12.96	>			Rear	 z.36 L.650 ø100	 ø100 L.522 z.36
1.9 TDI 66/81 kW	Man.	09.96	> 07.01			Front	 z.36 L.553 ø100	 ø100 L.823 z.36
1.9 TDI 74/96 kW	Aut.	09.96	>			Front	 z.36 L.521 ø120	 ø120 L.815 z.36
1.9 TDI 96 kW	Man.	05.00	> 06.03			Front	 z.26 L.520 ø108	 ø108 L.806 z.26
1.9 TDI quattro 96 kW	Man.	05.00	> 06.03			Front	 z.26 L.520 ø108	 ø108 L.806 z.26
	Man.	05.00	> 06.03			Rear	 z.36 L.650 ø100	 ø100 L.522 z.36
S3 154/165 kW	Man.	03.99	>			Front	 z.36 L.480 ø108	 ø108 L.614 z.36

# AUDI





## A3 I (8L1)

MODEL	GEARBOX	FROM	TO	CHASSIS	ABS	F/R	LEFT DRIVESHAFT	RIGHT DRIVESHAFT
S3 quattro 154/165 kW	Man.	09.96	>			Rear	 z.36 L.650 ø100	 ø100 L.522 z.36

## A3 II / A3 SPORTBACK (8P\_)

MODEL	GEARBOX	FROM	TO	CHASSIS	ABS	F/R	LEFT DRIVESHAFT	RIGHT DRIVESHAFT
1.6 75 kW	Man.	05.03	>			Front	 z.36 L.544 ø100	 ø100 L.798 z.36
	Aut.	05.03	>			Front	 z.36 L.580 z.26	 z.26 L.876 z.36
1.6 FSI 85 kW	Man.	08.03	>			Front	 z.36 L.553 ø100	 ø100 L.782 z.36
1.9 TDI 77 kW	Man.	05.03	>			Front	 z.36 L.521 ø100	 ø100 L.813 z.36
	Aut.	05.03	>			Front	 z.36 L.478 ø120	 ø120 L.749 z.36
2.0 FSI 110 kW	Aut.	05.03	>	> 8P-4-076000		Front	 z.36 L.580 z.26	 z.26 L.876 z.36
2.0 TDI 100/103/125 kW	Man.	05.03	>	> 8P-5A072 500		Front	 z.36 L.488 ø108	 ø108 L.488 z.36
	Man.	05.03	>	8P-5A072 501 >		Front	 z.36 L.488 ø108	 ø108 L.795 z.36
	Aut.	05.03	>	> 8P-5A072 500		Front	 z.36 L.478 ø120	 z.23 L.798 z.36
	Aut.	05.03	>	8P-5A072 501 >		Front	 z.36 L.478 ø120	 ø120 L.758 z.36
2.0 TDI quattro 103/125 kW	Man.	08.04	>			Front	 z.36 L.488 ø108	 ø108 L.601 z.36
	Man.	08.04	>			Rear	 z.36 L.594 ø100	 ø100 L.631 z.36
3.2 V6 quattro 184 kW	Man.	08.04	>			Front	 z.36 L.488 ø108	 ø108 L.601 z.36
	Man.	08.04	>			Rear	 z.36 L.594 ø100	 ø100 L.631 z.36

## A4 / A4 AVANT I (8D2)

MODEL	GEARBOX	FROM	TO	CHASSIS	ABS	F/R	LEFT DRIVESHAFT	RIGHT DRIVESHAFT
1.6 74 kW	Man.	01.95	>		teeth 45	Front	 z.33 L.611 ø100	 ø100 L.635 z.33
	Aut.	11.94	>		teeth 45	Front	 z.33 L.497 ø130	 L.583 z.33


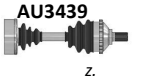

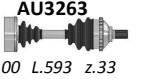
# AUDI

## A4 / A4 AVANT I (8D2)




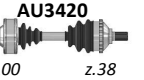

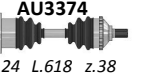


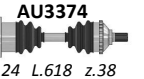
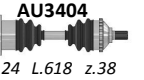











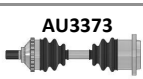
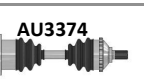



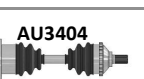

MODEL	GEARBOX	FROM	TO	CHASSIS	ABS	F/R	LEFT DRIVESHAFT	RIGHT DRIVESHAFT
1.8 92/110 kW	Man.	11.94	>		teeth 45	Front	 z.33 L.611 ø108	 ø108 L.635 z.33
	Aut.	10.95	>		teeth 45	Front	 z.33 L.497 ø130	 L.583 z.33
1.8 quattro 92/110 kW	Man.	11.94	>	11.00	teeth 45	Front	 z.38 L.617 ø100	 ø100 L.638 z.38
	Man.	11.94	>	11.00	teeth 45	Rear	 z.33 L.593 ø100	 ø100 L.593 z.33
1.8 T 20V quattro 132 kW	Man.	12.97	>	11.00	teeth 45	Front	 z.38 L.613 ø108	 z.
1.9 TDI 61/66/81 kW	Man.	10.95	>		teeth 45	Front	 z.33 L.596 ø130	 ø130 L.617 z.33
1.9 TDI 66/81 kW	Aut.	11.94	>		teeth 45	Front	 z.33 L.497 ø130	 L.583 z.33
1.9 TDI 85 kW	Man.	08.98	>	09.01	teeth 45	Front	 z.33 L.598 ø130	 ø130 L.620 z.33
1.9 TDI quattro 81/85 kW	Man.	09.96	>	11.00	teeth 45	Rear	 z.33 L.593 ø100	 ø100 L.593 z.33
2.5 TDI 110 kW	Man.	09.97	>	11.00	teeth 45	Front	 z.38 L.601 ø130	 ø130 L.621 z.38
	Aut.	09.97	>	11.00	teeth 45	Front	 z.38 L.528 ø130	 ø130 L.498 z.38
2.6 V6 110 kW	Man.	11.94	>	11.00	teeth 45	Front	 z.38 L.601 ø130	 ø130 L.621 z.38
2.6 V6 quattro 110 kW	Man.	11.94	>	11.00	teeth 45	Front	 z.38 L.617 ø100	 ø100 L.638 z.38
	Man.	11.94	>	11.00	teeth 45	Rear	 z.33 L.593 ø100	 ø100 L.593 z.33
2.8 V6 128/142 kW	Man.	11.94	>		teeth 45	Front	 z.38 L.601 ø130	 ø130 L.621 z.38
	Aut.	11.94	>		teeth 45	Front	 z.38 L.528 ø130	 ø130 L.498 z.38
2.8 V6 quattro 128/142 kW	Man.	11.94	>	11.00	teeth 45	Front	 z.38 L.617 ø100	 ø100 L.638 z.38
	Man.	11.94	>	11.00	teeth 45	Rear	 z.33 L.593 ø100	 ø100 L.593 z.33

# AUDI

## A4 / A4 AVANT I (8D2)

MODEL	GEARBOX	FROM	TO	CHASSIS	ABS	F/R	LEFT DRIVESHAFT	RIGHT DRIVESHAFT
S4 Quattro 195 kW	Man.	09.97	> 09.01		teeth 45	Front	 z.38 L.613 ø108	 z.
	Man.	09.97	> 09.01		teeth 45	Rear	 z.33 L.593 ø100	 ø100 L.593 z.33

## A4 / A4 AVANT II (8E2,8EC)

MODEL	GEARBOX	FROM	TO	CHASSIS	ABS	F/R	LEFT DRIVESHAFT	RIGHT DRIVESHAFT
1.8 T 110/120 kW	Aut.	11.00	>		teeth 45	Front	 z.38 L.525 ø124	 ø124 L.525 z.38
1.8 T 110 kW	Man.	11.00	>	> 8E-1-014312	teeth 45	Front	 z.38 L.621 ø100	 ø100 z.38
	Man.	11.00	>	8E-1-014313 > 8E-1-026954	teeth 45	Front	 z.38 L.596 ø124	 ø124 L.618 z.38
	Man.	11.00	>	8E-2-100001 >	teeth 45	Front	 z.38 L.595 ø124	 ø124 L.617 z.38
1.8 T 120/125 kW	Man.	07.02	>	> 8E-3-390000	teeth 45	Front	 z.38 L.596 ø124	 ø124 L.618 z.38
	Man.	07.02	>	8E-4-000001 >	teeth 45	Front	 z.38 L.596 ø124	 ø124 L.618 z.38
1.8 T 140 kW	Man.	11.02	>		teeth 45	Front	 z.38 L.596 ø124	 ø124 L.618 z.38
1.8 T quattro 110 kW	Man.	11.00	>		teeth 45	Rear	 z.38 L.618 ø108	 ø108 L.618 z.38
	Man.	11.00	>	> 8E-1-014312	teeth 45	Front	 z.38 L.621 ø100	 ø100 z.38
	Man.	11.00	>	8E-1-014313 > 8E-1-026954	teeth 45	Front	 z.38 L.596 ø124	 ø124 L.618 z.38
	Man.	11.00	>	8E-2-100001 >	teeth 45	Front	 z.38 L.595 ø124	 ø124 L.617 z.38
1.8 T quattro 120/140 kW	Aut.	07.02	>	> 8E-5-400000	teeth 45	Front	 z.38 L.517 ø124	 ø124 L.485 z.38
1.9 TDI 74/96 kW	Man.	05.01	>	> 8E-3-390000	teeth 45	Front	 z.38 L.596 ø124	 ø124 L.618 z.38
	Man.	05.01	>	8E-4-000001 >	teeth 45	Front	 z.38 L.596 ø124	 ø124 L.618 z.38
1.9 TDI 85 kW	Man.	11.04	>		teeth 45	Front	 z.38 L.596 ø124	 ø124 L.618 z.38
1.9 TDI 96 kW	Aut.	11.00	>		teeth 45	Front	 z.38 L.525 ø124	 ø124 L.525 z.38

# AUDI

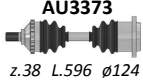



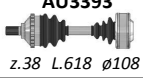


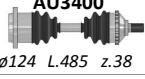



















## A4 / A4 AVANT II (8E2,8EC)

MODEL	GEARBOX	FROM	TO	CHASSIS	ABS	F/R	LEFT DRIVESHAFT	RIGHT DRIVESHAFT
1.9 TDI quattro 96 kW	Man.	11.01	> 12.04		teeth 45	Rear	 z.38 L.618 ø108	 ø108 L.618 z.38
	Man.	11.01	> 12.04	> 8E-4-023001	teeth 45	Front	 z.38 L.596 ø124	 ø124 L.618 z.38
2.0 96 kW	Man.	11.00	>	> 8E-1-004664	teeth 45	Front	 z.38 L.596 ø124	 ø124 L.618 z.38
	Man.	11.00	>	> 8E-5-035000	teeth 45	Front	 z.38 L.595 ø124	 ø124 L.617 z.38
	Man.	11.00	>	8E-1-004665 > 8E-5-034999	teeth 45	Front	 z.38 L.596 ø124	 ø124 L.618 z.38
2.0 FSI 110 kW	Man.	07.02	> 11.04	> 8E-5-035000	teeth 45	Front	 z.38 L.595 ø124	 ø124 L.617 z.38
	Aut.	07.02	>	> 8E-4-195500	teeth 45	Front	 z.38 L.525 ø124	 ø124 L.525 z.38
2.0 TDI 100/103 kW	Man.	11.04	>		teeth 45	Front	 z.38 L.607 ø130	 ø130 L.628 z.38
	note: Eng. BLB							
2.0 TDI 103 kW	Man.	11.04	>		teeth 45	Front	 z.38 L.596 ø124	 ø124 L.618 z.38
2.0 TFSI 147/162 kW	Man.	11.04	>		teeth 45	Front	 z.38 L.596 ø124	 ø124 L.618 z.38
2.4 125 kW	Aut.	09.01	>		teeth 45	Front	 z.38 L.525 ø124	 ø124 L.525 z.38
2.4 V6 120/125 kW	Man.	04.02	>	> 8E-3-390000	teeth 45	Front	 z.38 L.596 ø124	 ø124 L.618 z.38
	Man.	04.02	>	8E-4-000001 >	teeth 45	Front	 z.38 L.596 ø124	 ø124 L.618 z.38
2.5 TDI 114/120 kW	Aut.	08.01	>		teeth 45	Front	 z.38 L.525 ø124	 ø124 L.525 z.38
2.5 TDI 120 kW	Man.	08.01	>		teeth 45	Front	 z.38 L.607 ø130	 ø130 L.628 z.38



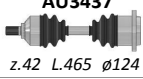


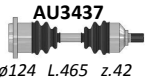




# AUDI

## A4 / A4 AVANT II (8E2,8EC)

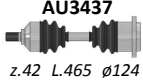







MODEL	GEARBOX	FROM	TO	CHASSIS	ABS	F/R	LEFT DRIVESHAFT	RIGHT DRIVESHAFT
2.5 TDI quattro 132 kW	Man. 6 Sp.	09.01	> 12.04	> 8E-4-023001	teeth 45	Front	 z.38 L.596 ø124	 ø124 L.618 z.38
	Man. 5 Sp.	09.01	> 12.04		teeth 45	Front	 z.38 L.596 ø124	 ø124 L.618 z.38
	Man.	11.00	>		teeth 45	Rear	 z.38 L.618 ø108	 ø108 L.618 z.38
	Aut.	11.00	>		teeth 45	Front	 z.38 L.517 ø124	 ø124 L.485 z.38
	Aut.	11.00	>		teeth 45	Rear	 z.38 L.618 ø108	 ø108 L.618 z.38
3.0 160/162 kW	Man.	09.01	>	> 8E-3-390000	teeth 45	Front	 z.38 L.596 ø124	 ø124 L.618 z.38
	Man.	09.01	>	8E-4-000001 >	teeth 45	Front	 z.38 L.596 ø124	 ø124 L.618 z.38
	Aut.	11.00	>		teeth 45	Front	 z.38 L.525 ø124	 ø124 L.525 z.38
3.0 quattro 160/162 kW	Aut.	11.00	>		teeth 45	Front	 z.38 L.517 ø124	 ø124 L.485 z.38
	Aut.	11.00	>		teeth 45	Rear	 z.38 L.618 ø108	 ø108 L.618 z.38
3.0 TDI quattro 150 kW	Man.	11.04	>		teeth 45	Front	 z.38 L.596 ø124	 ø124 L.618 z.38
	Man.	11.04	>		teeth 45	Rear	 z.38 L.618 ø108	 ø108 L.618 z.38
S4 quattro 253 kW	Man.	03.03	>		teeth 45	Front	 z.38 L.596 ø124	 ø124 L.618 z.38
	Man.	03.03	>		teeth 45	Rear	 z.38 L.618 ø108	 ø108 L.618 z.38

## A4/AVANT (8K\_)

MODEL	GEARBOX	FROM	TO	CHASSIS	ABS	F/R	LEFT DRIVESHAFT	RIGHT DRIVESHAFT
1.8 TFSI 118 kW	Man.	11.07	>			Front	 z.42 L.465 ø124	 ø124 L.465 z.42
2.0 TDI 100/105/120/125 kW	Man.	06.08	>			Front	 z.42 L.465 ø124	 ø124 L.465 z.42
2.0 TFSI 132/155 kW	Man.	06.08	>			Front	 z.42 L.465 ø124	 ø124 L.465 z.42
3.2 FSI 195 kW	Man.	09.08	>			Front	 z.42 L.465 ø124	 ø124 L.465 z.42

# AUDI

## A5 (8T\_)

MODEL	GEARBOX	FROM	TO	CHASSIS	ABS	F/R	LEFT DRIVESHAFT	RIGHT DRIVESHAFT
1.8 TFSI 118 kW	Man.	10.07	>			Front	 z.42 L.465 ø124	 ø124 L.465 z.42
2.0 TDI 125 kW	Man.	08.08	>			Front	 z.42 L.465 ø124	 ø124 L.465 z.42
2.0 TFSI 132/155 kW	Man.	06.08	>			Front	 z.42 L.465 ø124	 ø124 L.465 z.42
3.2 FSI 195 kW	Man.	08.08	>			Front	 z.42 L.465 ø124	 ø124 L.465 z.42

## A6 / A6 AVANT I (4A,C4)

MODEL	GEARBOX	FROM	TO	CHASSIS	ABS	F/R	LEFT DRIVESHAFT	RIGHT DRIVESHAFT
1.8 quattro 92 kW	Aut.	06.94	> 02.97		teeth 45	Front	 z.38 L.565 ø130	 ø130 L.493 z.38
	Aut.	06.94	> 02.97		teeth 45	Rear	 z.38 L.620 ø108	 ø108 L.620 z.38
2.0 74/85 kW	Man.	06.94	> 02.97		teeth 45	Front	 z.38	 z.38
	Aut.	06.94	> 02.97		teeth 45	Front	 z.38 L.507 ø130	 ø130 L.614 z.38
2.0 16V 103 kW	Man.	06.94	> 02.97		teeth 45	Front	 z.38	 z.38
	Aut.	06.94	> 02.97		teeth 45	Front	 z.38 L.507 ø130	 ø130 L.614 z.38
2.0 quattro 16V 103 kW	Aut.	06.94	> 02.97		teeth 45	Front	 z.38 L.507 ø130	 ø130 L.614 z.38
	Aut.	06.94	> 02.97		teeth 45	Rear	 z.38 L.620 ø108	 ø108 L.620 z.38
2.2 T quattro 169 kW	Aut.	06.94	> 02.97		teeth 45	Front	 z.38 L.565 ø130	 ø130 L.493 z.38
	Aut.	06.94	> 02.97		teeth 45	Rear	 z.38 L.620 ø108	 ø108 L.620 z.38
2.2 Turbo 169 kW	Man.	06.94	> 02.97		teeth 45	Front	 z.38 L.623 ø108	 ø108 z.38
	Aut.	06.94	> 02.97		teeth 45	Front	 z.38 L.565 ø130	 ø130 L.493 z.38
2.3 98 kW	Man.	06.94	> 02.97		teeth 45	Front	 z.38	 z.38

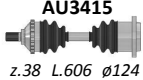






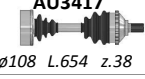


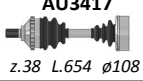
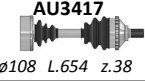

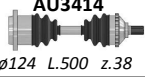

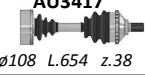




# AUDI

## A6 / A6 AVANT I (4A,C4)

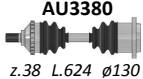















MODEL	GEARBOX	FROM	TO	CHASSIS	ABS	F/R	LEFT DRIVESHAFT	RIGHT DRIVESHAFT
2.5 TDI 85/103 kW	Man.	06.94	> 02.97		teeth 45	Front	 z.38 L.614	 L.650 z.38
	Aut.	06.94	> 02.97		teeth 45	Front	 z.38 L.565 ø130	 ø130 L.493 z.38
2.6 110 kW	Man.	06.94	> 02.97		teeth 45	Front	 z.38	 z.38
	Aut.	06.94	> 02.97		teeth 45	Front	 z.38 L.565 ø130	 ø130 L.493 z.38
2.6 quattro 110 kW	Aut.	06.94	> 02.97		teeth 45	Front	 z.38 L.565 ø130	 ø130 L.493 z.38
	Aut.	06.94	> 02.97		teeth 45	Rear	 z.38 L.620 ø108	 ø108 L.620 z.38
2.8 128 kW	Man.	06.94	> 02.97		teeth 45	Front	 z.38 L.614	 L.650 z.38
2.8 quattro 128 kW	Aut.	06.94	> 02.97		teeth 45	Front	 z.38 L.565 ø130	 ø130 L.493 z.38
	Aut.	06.94	> 02.97		teeth 45	Rear	 z.38 L.620 ø108	 ø108 L.620 z.38
2.8 V6 128 kW	Man.	06.94	> 02.97		teeth 45	Front	 z.38 L.623 ø108	 ø108 z.38
	Aut.	06.94	> 02.97		teeth 45	Front	 z.38 L.565 ø130	 ø130 L.493 z.38
4.2 quattro 213 kW	Man.	06.94	> 02.97		teeth 45	Front	 z.38 L.623 ø108	 ø108 z.38
	Man.	06.94	> 02.97		teeth 45	Rear	 z.38 L.620 ø108	 ø108 L.620 z.38
	Aut.	06.94	> 02.97		teeth 45	Front	 z.38 L.565 ø130	 ø130 L.493 z.38
	Aut.	06.94	> 02.97		teeth 45	Rear	 z.38 L.620 ø108	 ø108 L.620 z.38
4.2 S6 Plus 214 kW	Man.	06.94	> 02.97		teeth 45	Front	 z.38 L.623 ø108	 ø108 z.38
	Aut.	06.94	> 02.97		teeth 45	Front	 z.38 L.565 ø130	 ø130 L.493 z.38
4.2 S6 Plus quattro 214 kW	Aut.	06.94	> 02.97		teeth 45	Front	 z.38 L.565 ø130	 ø130 L.493 z.38
	Aut.	06.94	> 02.97		teeth 45	Rear	 z.38 L.620 ø108	 ø108 L.620 z.38

# AUDI

## A6 ALLROAD (4BH)


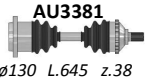
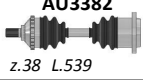

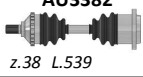

MODEL	GEARBOX	FROM	TO	CHASSIS	ABS	F/R	LEFT DRIVESHAFT	RIGHT DRIVESHAFT
2.5 TDI quattro 120/132 kW	Man.	05.00	> 08.05		teeth 45	Front	 z.38 L.606 ø124	 ø124 L.627 z.38
	Man.	05.00	> 08.05		teeth 45	Rear	 z.38 L.654 ø108	 ø108 L.654 z.38
	Aut.	05.00	> 08.05		teeth 45	Front	 z.38 L.532 ø124	 ø124 L.500 z.38
	Aut.	05.00	> 08.05		teeth 45	Rear	 z.38 L.654 ø108	 ø108 L.654 z.38
2.7 T quattro 184 kW	Man.	05.00	> 08.05		teeth 45	Front	 z.38 L.606 ø124	 ø124 L.627 z.38
	Man.	05.00	> 08.05		teeth 45	Rear	 z.38 L.654 ø108	 ø108 L.654 z.38
	Aut.	05.00	> 08.05		teeth 45	Front	 z.38 L.532 ø124	 ø124 L.500 z.38
	Aut.	05.00	> 08.05		teeth 45	Rear	 z.38 L.654 ø108	 ø108 L.654 z.38
4.2 V8 quattro 220 kW	Man.	07.02	> 08.05		teeth 45	Front	 z.38 L.606 ø124	 ø124 L.627 z.38
	Man.	07.02	> 08.05		teeth 45	Rear	 z.38 L.654 ø108	 ø108 L.654 z.38

## A6/AVANT (4B,C5)



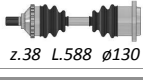
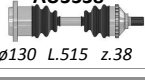


MODEL	GEARBOX	FROM	TO	CHASSIS	ABS	F/R	LEFT DRIVESHAFT	RIGHT DRIVESHAFT
1.9 TDI 81 kW	Man.	12.97	>		teeth 45	Front	 z.38 L.624 ø130	 ø130 L.645 z.38
	Man.	12.97	>		teeth 45	Front	 z.38 L.624 ø130	 ø130 L.645 z.38
2.5 TDI 110 kW	Man.	12.97	>		teeth 45	Front	 z.38 L.624 ø130	 ø130 L.645 z.38
	Aut.	12.97	>		teeth 45	Front	 z.38 L.551 ø130	 ø130 L.523 z.38
2.5 TDI 120 kW	Aut.	07.02	> 05.05		teeth 45	Front	 z.38 L.541 ø124	 ø124 L.541 z.38
2.5 TDI 132 kW	Aut.	02.02	>		teeth 45	Front	 z.38 L.551 ø130	 ø130 L.523 z.38
2.7 T 169/184 kW	Aut.	12.97	>		teeth 45	Front	 z.38 L.548 ø130	 ø130 L.520 z.38
2.7 T 169 kW	Man.	12.97	>		teeth 45	Front	 z.38 L.624 ø130	 ø130 L.645 z.38

# AUDI



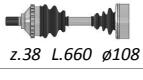

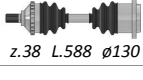
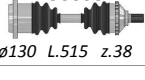


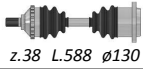

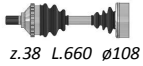

## A6/AVANT (4B,C5)

MODEL	GEARBOX	FROM	TO	CHASSIS	ABS	F/R	LEFT DRIVESHAFT	RIGHT DRIVESHAFT
2.8 142 kW	Man.	12.97	>		teeth 45	Front	 z.38 L.624 ø130	 ø130 L.645 z.38
S6 quattro 250 kW	Man.	09.99	>		teeth 45	Front	 z.38 L.539	 L.481 z.38
	Aut.	09.99	>		teeth 45	Front	 z.38 L.539	 L.481 z.38

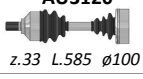


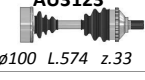
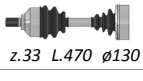
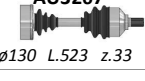


## A8 (4D2,4D8)

MODEL	GEARBOX	FROM	TO	CHASSIS	ABS	F/R	LEFT DRIVESHAFT	RIGHT DRIVESHAFT
2.8 V6 128 kW	Man.	06.94	>		teeth 45	Front	 z.38 L.632 ø130	 ø130 L.674 z.38
	Aut.	06.94	>		teeth 45	Front	 z.38 L.588 ø130	 ø130 L.515 z.38
4.2 V8 220 kW	Aut.	03.94	> 11.98		teeth 45	Front	 z.38 L.588 ø130	 ø130 L.498 z.38

## A8 QUATTRO (4D2,4D8)




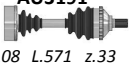

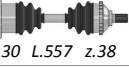





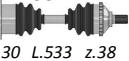
MODEL	GEARBOX	FROM	TO	CHASSIS	ABS	F/R	LEFT DRIVESHAFT	RIGHT DRIVESHAFT
2.8 V6 quattro 128 kW	Man.	06.94	>		teeth 45	Front	 z.38 L.632 ø130	 ø130 L.674 z.38
	Man.	06.94	>		teeth 45	Rear	 z.38 L.660 ø108	 ø108 L.660 z.38
	Aut.	06.94	>		teeth 45	Front	 z.38 L.588 ø130	 ø130 L.515 z.38
	Aut.	06.94	>		teeth 45	Rear	 z.38 L.660 ø108	 ø108 L.660 z.38
4.2 V8 quattro 220 kW	Aut.	03.94	> 11.98		teeth 45	Front	 z.38 L.588 ø130	 ø130 L.498 z.38
	Aut.	03.94	> 11.98		teeth 45	Rear	 z.38 L.660 ø108	 ø108 L.660 z.38

## CABRIOLET (8G7,B4)



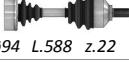


MODEL	GEARBOX	FROM	TO	CHASSIS	ABS	F/R	LEFT DRIVESHAFT	RIGHT DRIVESHAFT
2.0 85 kW	Man.	01.93	> 07.98			Front	 z.33 L.585 ø100	 ø100 L.574 z.33
	Man.	01.93	> 07.98		teeth 45	Front	 z.33 L.585 ø100	 ø100 L.574 z.33
	Aut.	03.94	> 11.98			Front	 z.33 L.470 ø130	 ø130 L.523 z.33
	Aut.	03.94	> 11.98		teeth 45	Front	 z.33 L.470 ø130	 ø130 L.523 z.33

# AUDI

## CABRIOLET (8G7,B4)






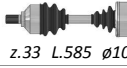

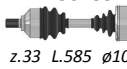







MODEL	GEARBOX	FROM	TO	CHASSIS	ABS	F/R	LEFT DRIVESHAFT	RIGHT DRIVESHAFT
2.3 98 kW	Man.	06.91	> 07.94			Front	 z.33 L.585 ø108	 ø108 L.571 z.33
	Man.	06.91	> 07.94		teeth 45	Front	 z.33 L.585 ø108	 ø108 L.571 z.33
2.6 110 kW	Man.	11.92	>		teeth 45	Front	 z.38 L.571 ø130	 ø130 L.557 z.38
	Aut.	06.93	> 05.95		teeth 45	Front	 z.38 L.481 ø130	 ø130 L.533 z.38
2.8 128 kW	Man.	11.92	>		teeth 45	Front	 z.38 L.571 ø130	 ø130 L.557 z.38
	Aut.	11.92	>		teeth 45	Front	 z.38 L.481 ø130	 ø130 L.533 z.38

## COUPÉ (89,8B)

MODEL	GEARBOX	FROM	TO	CHASSIS	ABS	F/R	LEFT DRIVESHAFT	RIGHT DRIVESHAFT
1.6 55 kW	Man.	02.81	> 08.82			Front	 z.22 L.627 ø94	 ø94 L.627 z.22
1.8 55 kW	Man.	02.81	> 07.83			Front	 z.22 L.627 ø94	 ø94 L.627 z.22
	Aut.	02.81	> 07.83			Front	 z.22 L.685 ø94	 ø94 L.588 z.22
1.8 64/68 kW	Man.	09.82	> 07.88			Front	 z.22 L.627 ø94	 ø94 L.627 z.22
	Aut.	09.82	> 07.88			Front	 z.22 L.685 ø94	 ø94 L.588 z.22
1.8 GT 79/82 kW	Man.	08.86	> 07.88			Front	 z.22 L.625 ø100	 ø100 L.625 z.22
	Man.	11.88	> 07.91			Front	 z.33 L.585 ø100	 ø100 L.574 z.33
	Man.	11.88	> 07.91		teeth 45	Front	 z.33 L.585 ø100	 ø100 L.574 z.33
1.9 GT5 85 kW	Man.	10.80	> 07.83			Front	 z.22 L.641 ø94	 ø94 L.595 z.22
	Aut.	10.80	> 07.83			Front	 z.22 L.680 ø94	 ø94 L.582 z.22

# AUDI

## COUPÉ (89,8B)

MODEL	GEARBOX	FROM	TO	CHASSIS	ABS	F/R	LEFT DRIVESHAFT	RIGHT DRIVESHAFT
2.0 85 kW	Man.	05.89	>			Front	<b>AU3120</b>  z.33 L.585 ø100	<b>AU3121</b>  ø100 L.574 z.33
	Man.	05.89	>		teeth 45	Front	<b>AU3122</b>  z.33 L.585 ø100	<b>AU3123</b>  ø100 L.574 z.33
	Aut. 4 Sp.	09.91	>			Front	<b>AU3266</b>  z.33 L.470 ø130	<b>AU3267</b>  ø130 L.523 z.33
	Aut. 4 Sp.	09.91	>		teeth 45	Front	<b>AU3268</b>  z.33 L.470 ø130	<b>AU3269</b>  ø130 L.523 z.33
	Aut.	05.89	>	07.91		Front	<b>AU3272</b>  z.33 L.645 ø100	<b>AU3273</b>  ø100 L.530 z.33
	Aut.	05.89	>	07.91		teeth 45	Front	<b>AU3274</b>  z.33 L.645 ø100
2.0 16V 101/103 kW	Man.	01.92	>			Front	<b>AU3188</b>  z.33 L.585 ø108	<b>AU3189</b>  ø108 L.571 z.33
	Man.	01.92	>		teeth 45	Front	<b>AU3190</b>  z.33 L.585 ø108	<b>AU3191</b>  ø108 L.571 z.33
2.0 E 20V 118 kW	Man.	08.89	>	07.91		Front	<b>AU3188</b>  z.33 L.585 ø108	<b>AU3189</b>  ø108 L.571 z.33
	Man.	08.89	>	07.91	teeth 45	Front	<b>AU3190</b>  z.33 L.585 ø108	<b>AU3191</b>  ø108 L.571 z.33
2.0 GT 85 kW	Man.	08.83	>	07.86		Front	<b>AU3017</b>  z.22 L.641 ø100	<b>AU3018</b>  ø100 L.595 z.22
	Aut.	08.83	>	07.86		Front	<b>AU3242</b>  z.22 L.670 ø100	<b>AU3243</b>  ø100 L.574 z.22
2.2 77/85 kW	Man.	02.81	>	08.82		Front	<b>AU3013</b>  z.22 L.641 ø94	<b>AU3014</b>  ø94 L.595 z.22
	Man.	01.85	>	07.88		Front	<b>AU3017</b>  z.22 L.641 ø100	<b>AU3018</b>  ø100 L.595 z.22
	Aut.	01.85	>	07.87		Front	<b>AU3242</b>  z.22 L.670 ø100	<b>AU3243</b>  ø100 L.574 z.22
2.2 GT 100/102 kW	Man.	09.84	>	07.88		Front	<b>AU3027</b>  z.22 L.642 ø108	<b>AU3028</b>  ø108 L.595 z.22
	Man.	09.84	>	07.88	teeth 96	Front	<b>AU3045</b>  z.22 L.642 ø108	<b>AU3046</b>  ø108 L.595 z.22

# AUDI









## COUPÉ (89,8B)

MODEL	GEARBOX	FROM	TO	CHASSIS	ABS	F/R	LEFT DRIVESHAFT	RIGHT DRIVESHAFT
2.2 GT 100 kW	Man.	11.88	> 07.91			Front	 z.33 L.585 ø108	 ø108 L.571 z.33
	Man.	11.88	> 07.91		teeth 45	Front	 z.33 L.585 ø108	 ø108 L.571 z.33
	Aut.	09.84	> 07.88			Front	 z.22 L.672 ø108	 ø108 L.575 z.22
	Aut.	09.84	> 07.88		teeth 96	Front	 z.22 L.672 ø108	 ø108 L.575 z.22
2.2 GT5 96 kW	Man.	01.81	> 07.84			Front	 z.22 L.642 ø108	 ø108 L.595 z.22
	Man.	01.81	> 07.84		teeth 96	Front	 z.22 L.642 ø108	 ø108 L.595 z.22
2.3 98/100 kW	Aut.	11.88	>			Front	 z.33 L.470 ø130	 ø130 L.523 z.33
	Aut.	11.88	>		teeth 45	Front	 z.33 L.470 ø130	 ø130 L.523 z.33
2.3 E 100 kW	Man.	02.87	> 07.88			Front	 z.22 L.642 ø108	 ø108 L.595 z.22
	Man.	02.87	> 07.88		teeth 96	Front	 z.22 L.642 ø108	 ø108 L.595 z.22
	Man.	11.88	>			Front	 z.33 L.585 ø108	 ø108 L.571 z.33
	Man.	11.88	>		teeth 45	Front	 z.33 L.585 ø108	 ø108 L.571 z.33
	Aut.	02.87	> 07.88			Front	 z.22 L.672 ø108	 ø108 L.575 z.22
	Aut.	02.87	> 07.88		teeth 96	Front	 z.22 L.672 ø108	 ø108 L.575 z.22
2.3 E 20V 125 kW	Man.	08.89	> 07.91		teeth 45	Front	 z.33 L.585 ø108	 ø108 L.571 z.33
2.6 110 kW	Man.	09.91	>		teeth 45	Front	 z.38 L.571 ø130	 ø130 L.557 z.38
2.8 128 kW	Man.	09.91	>		teeth 45	Front	 z.38 L.571 ø130	 ø130 L.557 z.38











# AUDI

## QUATTRO (85)

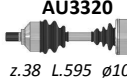
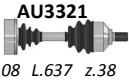

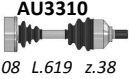
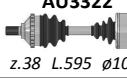
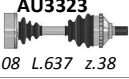

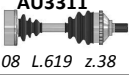

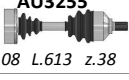


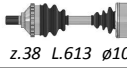
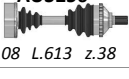
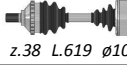
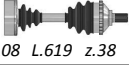





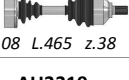








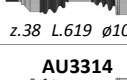
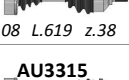


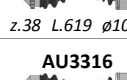
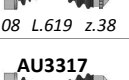



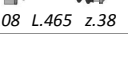
MODEL	GEARBOX	FROM	TO	CHASSIS	ABS	F/R	LEFT DRIVESHAFT	RIGHT DRIVESHAFT
2.2 119 kW	Man.	07.80	> 07.91			Front	 z.26 L.658 ø108	 ø108 L.612 z.26
	Man.	07.80	> 07.91		teeth 96	Front	 z.26 L.656 ø108	 ø108 L.612 z.26
2.3 225 kW	Man.	07.80	> 07.91			Front	 z.26 L.658 ø108	 ø108 L.612 z.26
	Man.	07.80	> 07.91		teeth 96	Front	 z.26 L.656 ø108	 ø108 L.612 z.26

## TT (8N3)

MODEL	GEARBOX	FROM	TO	CHASSIS	ABS	F/R	LEFT DRIVESHAFT	RIGHT DRIVESHAFT
1.8 T 110 kW	Man.	09.02	>			Front	 z.36 L.515 ø108	 ø108 L.774 z.36
1.8 T 132 kW	Man.	10.98	>			Front	 z.36 L.515 ø108	 ø108 L.774 z.36
1.8 T Quattro 132 kW	Man.	10.98	>			Front	 z.36 L.515 ø108	 ø108 L.774 z.36
1.8 T Quattro 165 kW	Man.	10.98	>			Front	 z.36 L.480 ø108	 ø108 L.614 z.36












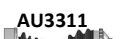

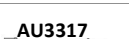
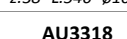
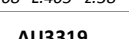
# AUDI

## V8 QUATTRO

MODEL	GEARBOX	FROM	TO	CHASSIS	ABS	F/R	LEFT DRIVESHAFT	RIGHT DRIVESHAFT
3.6 184 kW	Man. 6 Sp.	08.91	> 11.93			Front	 z.38 L.595 ø108	 ø108 L.637 z.38
	Man. 6 Sp.	08.91	> 11.93			Rear	 z.38 L.619 ø108	 ø108 L.619 z.38
	Man. 6 Sp.	08.91	> 11.93		teeth 45	Front	 z.38 L.595 ø108	 ø108 L.637 z.38
	Man. 6 Sp.	08.91	> 11.93		teeth 45	Rear	 z.38 L.619 ø108	 ø108 L.619 z.38
	Man. 5 Sp.	10.88	> 07.91			Front	 z.38 L.613 ø108	 ø108 L.613 z.38
	Man. 5 Sp.	10.88	> 11.93			Rear	 z.38 L.619 ø108	 ø108 L.619 z.38
	Man. 5 Sp.	10.88	> 07.91		teeth 45	Front	 z.38 L.613 ø108	 ø108 L.613 z.38
	Man. 5 Sp.	10.88	> 11.93		teeth 45	Rear	 z.38 L.619 ø108	 ø108 L.619 z.38
	Aut. 6 Sp.	10.88	> 08.90			Front	 z.38 L.462 ø108	 ø108 L.550 z.38
	Aut. 6 Sp.	10.88	> 08.90		teeth 45	Front	 z.38 L.462 ø108	 ø108 L.550 z.38
	Aut. 6 Sp.	09.90	> 11.93			Front	 z.38 L.546 ø108	 ø108 L.465 z.38
	Aut. 6 Sp.	09.90	> 11.93		teeth 45	Front	 z.38 L.546 ø108	 ø108 L.465 z.38
	Aut. 6 Sp.	10.91	> 11.93			Rear	 z.38 L.619 ø108	 ø108 L.619 z.38
	Aut. 6 Sp.	10.91	> 11.93		teeth 45	Rear	 z.38 L.619 ø108	 ø108 L.619 z.38
	Aut. 5 Sp.	10.88	> 08.90			Front	 z.38 L.462 ø108	 ø108 L.550 z.38
	Aut. 5 Sp.	10.88	> 11.93			Rear	 z.38 L.619 ø108	 ø108 L.619 z.38
	Aut. 5 Sp.	10.88	> 08.90		teeth 45	Front	 z.38 L.462 ø108	 ø108 L.550 z.38
	Aut. 5 Sp.	10.88	> 11.93		teeth 45	Rear	 z.38 L.619 ø108	 ø108 L.619 z.38
	Aut. 5 Sp.	09.90	> 11.93			Front	 z.38 L.546 ø108	 ø108 L.465 z.38
	Aut. 5 Sp.	09.90	> 11.93		teeth 45	Front	 z.38 L.546 ø108	 ø108 L.465 z.38

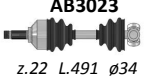
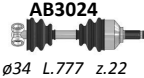
# AUDI

## V8 QUATTRO


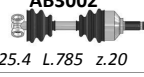


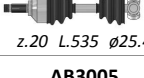

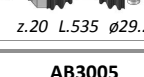

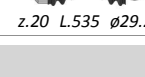

MODEL	GEARBOX	FROM	TO	CHASSIS	ABS	F/R	LEFT DRIVESHAFT	RIGHT DRIVESHAFT
4.2 206 kW	Man.	10.91	> 11.93			Front	<b>AU3320</b>  z.38 L.595 ø108	<b>AU3321</b>  ø108 L.637 z.38
	Man.	10.91	> 11.93			Rear	<b>AU3310</b>  z.38 L.619 ø108	<b>AU3310</b>  ø108 L.619 z.38
	Man.	10.91	> 11.93		teeth 45	Front	<b>AU3322</b>  z.38 L.595 ø108	<b>AU3323</b>  ø108 L.637 z.38
	Man.	10.91	> 11.93		teeth 45	Rear	<b>AU3311</b>  z.38 L.619 ø108	<b>AU3311</b>  ø108 L.619 z.38
	Aut.	10.88	> 11.93			Rear	<b>AU3310</b>  z.38 L.619 ø108	<b>AU3310</b>  ø108 L.619 z.38
	Aut.	10.88	> 11.93		teeth 45	Rear	<b>AU3311</b>  z.38 L.619 ø108	<b>AU3311</b>  ø108 L.619 z.38
	Aut.	10.91	> 11.93			Front	<b>AU3316</b>  z.38 L.546 ø108	<b>AU3317</b>  ø108 L.465 z.38
	Aut.	10.91	> 11.93		teeth 45	Front	<b>AU3318</b>  z.38 L.546 ø108	<b>AU3319</b>  ø108 L.465 z.38

# AUTOBIANCHI

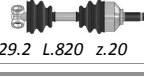
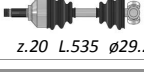
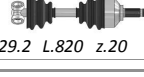



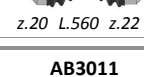
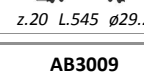
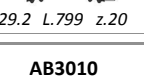
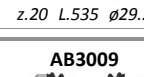
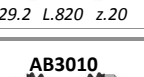

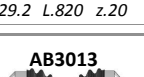

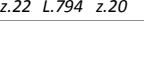
## A111

MODEL	GEARBOX	FROM	TO	CHASSIS	ABS	F/R	LEFT DRIVESHAFT	RIGHT DRIVESHAFT
1.4 51 kW	Man.	08.69	> 11.72			Front	 z.22 L.491 ø34	 ø34 L.777 z.22

## A112

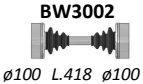
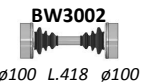
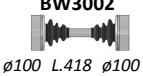

MODEL	GEARBOX	FROM	TO	CHASSIS	ABS	F/R	LEFT DRIVESHAFT	RIGHT DRIVESHAFT
0.9 31 kW	Man.	07.75	> 12.81			Front	 z.20 L.535 ø25.4	 ø25.4 L.785 z.20
	Man.	01.82	>			Front	 z.20 L.535 ø29.2	 ø29.2 L.785 z.20
1.0 35 kW	Man.	07.75	> 12.81			Front	 z.20 L.535 ø25.4	 ø25.4 L.785 z.20
	Man.	01.82	> 12.85			Front	 z.20 L.535 ø29.2	 ø29.2 L.785 z.20
1.0 Abarth 43 kW	Man.	01.82	>			Front	 z.20 L.535 ø29.2	 ø29.2 L.785 z.20

## Y10



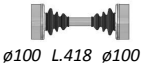

MODEL	GEARBOX	FROM	TO	CHASSIS	ABS	F/R	LEFT DRIVESHAFT	RIGHT DRIVESHAFT
1.0 4X4 37 kW	Man.	01.85	>			Front	 z.20 L.535 ø29.2	 ø29.2 L.820 z.20
1.0 Fire 33 kW	Man.	01.85	> 12.91			Front	 z.20 L.535 ø29.2	 ø29.2 L.820 z.20
1.05	Man.	01.85	>			Front	 z.20 L.535 ø29.2	 ø29.2 L.820 z.20
1.1 43 kW	Man.	01.85	> 12.91			Front	 z.20 L.535 ø29.2	 ø29.2 L.820 z.20
	Man.	01.92	> 12.95			Front	 z.20 L.560 z.22	 z.22 L.794 z.20
1.1 4X4 42 kW	Man.	07.85	>			Front	 z.20 L.545 ø29.2	 ø29.2 L.799 z.20
1.1 Turbo 36 kW	Man.	01.85	> 12.91			Front	 z.20 L.535 ø29.2	 ø29.2 L.820 z.20
1.3 53/57 kW	Man.	01.85	> 12.91			Front	 z.20 L.535 ø29.2	 ø29.2 L.820 z.20
1.3 53 kW	Man.	01.92	> 12.95			Front	 z.20 L.560 z.22	 z.22 L.794 z.20

# BMW

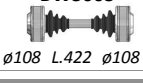
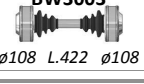
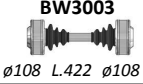
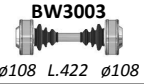


## 1502/2002 (E10)

MODEL	GEARBOX	FROM	TO	CHASSIS	ABS	F/R	LEFT DRIVESHAFT	RIGHT DRIVESHAFT
1500 59 kW	Man.-Aut.	09.63	> 04.68			Rear	 ø100 L.418 ø100	 ø100 L.418 ø100
1600 61 kW	Man.-Aut.	04.64	> 04.68			Rear	 ø100 L.418 ø100	 ø100 L.418 ø100

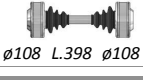

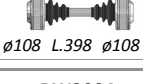
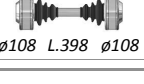




## 1800/2000 (E10)

MODEL	GEARBOX	FROM	TO	CHASSIS	ABS	F/R	LEFT DRIVESHAFT	RIGHT DRIVESHAFT
1800 66/81 kW	Man.-Aut.	10.63	> 11.72			Rear	 ø100 L.418 ø100	 ø100 L.418 ø100
2000 66/74/88 kW	Man.-Aut.	01.66	> 07.72			Rear	 ø100 L.418 ø100	 ø100 L.418 ø100


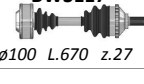



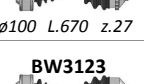

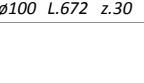
## 2500 CS (E3)

MODEL	GEARBOX	FROM	TO	CHASSIS	ABS	F/R	LEFT DRIVESHAFT	RIGHT DRIVESHAFT
2.5 110 kW	Man.-Aut.	10.68	> 04.77			Rear	 ø108 L.422 ø108	 ø108 L.422 ø108
2.8 125 kW	Man.-Aut.	10.68	> 04.77			Rear	 ø108 L.422 ø108	 ø108 L.422 ø108
3.0 143/147 kW	Man.-Aut.	07.71	> 07.75			Rear	 ø108 L.422 ø108	 ø108 L.422 ø108

## 2500 CS (E9)





MODEL	GEARBOX	FROM	TO	CHASSIS	ABS	F/R	LEFT DRIVESHAFT	RIGHT DRIVESHAFT
2.0 74/88 kW	Man.-Aut.	10.65	> 06.70			Rear	 ø108 L.398 ø108	 ø108 L.398 ø108
2.5 110 kW	Man.-Aut.	09.74	> 03.76			Rear	 ø108 L.398 ø108	 ø108 L.398 ø108
2.8 125 kW	Man.-Aut.	01.69	> 03.76			Rear	 ø108 L.398 ø108	 ø108 L.398 ø108
3.0 132/147 kW	Man.-Aut.	04.71	> 03.76			Rear	 ø108 L.398 ø108	 ø108 L.398 ø108

## 1 E8\_

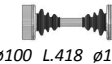

MODEL	GEARBOX	FROM	TO	CHASSIS	ABS	F/R	LEFT DRIVESHAFT	RIGHT DRIVESHAFT
116 d 85 kW	Man.	10.09	>		teeth 48	Rear	 z.27 L.615 ø100	 ø100 L.670 z.27
	Aut.	10.09	>			Rear	 z.30 L.619 ø100	 ø100 L.672 z.30
118 d 90/105 kW	Man.	09.04	>		teeth 48	Rear	 z.27 L.615 ø100	 ø100 L.670 z.27
	Aut.	09.04	>			Rear	 z.30 L.619 ø100	 ø100 L.672 z.30

# BMW











## 1 E8\_

MODEL	GEARBOX	FROM	TO	CHASSIS	ABS	F/R	LEFT DRIVESHAFT	RIGHT DRIVESHAFT
120 d 120/130 kW	Man.	09.04	>		teeth 48	Rear	 z.27 L.615 ø100	 ø100 L.670 z.27
	Aut.	09.04	>			Rear	 z.30 L.619 ø100	 ø100 L.672 z.30

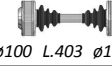
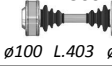




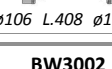



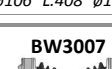
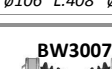


## 1600 (E10)

MODEL	GEARBOX	FROM	TO	CHASSIS	ABS	F/R	LEFT DRIVESHAFT	RIGHT DRIVESHAFT
1.6 77 kW	Man.-Aut.	10.67	> 01.77			Rear	 ø100 L.418 ø100	 ø100 L.418 ø100

## 2000












MODEL	GEARBOX	FROM	TO	CHASSIS	ABS	F/R	LEFT DRIVESHAFT	RIGHT DRIVESHAFT
1600 Touring 63 kW	Man.-Aut.	10.67	> 01.77			Rear	 ø100 L.418 ø100	 ø100 L.418 ø100
1602	Man.-Aut.	10.67	> 01.77			Rear	 ø100 L.418 ø100	 ø100 L.418 ø100
1800 Touring	Man.-Aut.	10.67	> 01.77			Rear	 ø100 L.418 ø100	 ø100 L.418 ø100
1802 66 kW	Man.-Aut.	10.67	> 01.77			Rear	 ø100 L.418 ø100	 ø100 L.418 ø100
2002 74/96 kW	Man.-Aut.	10.67	> 01.77			Rear	 ø100 L.418 ø100	 ø100 L.418 ø100

## 3 E21

MODEL	GEARBOX	FROM	TO	CHASSIS	ABS	F/R	LEFT DRIVESHAFT	RIGHT DRIVESHAFT
315 55 kW	Man.	09.79	> 12.83			Rear	 ø100 L.403 ø100	 ø100 L.403 ø100
316 66 kW	Man.	06.75	> 08.78			Rear	 ø100 L.418 ø100	 ø100 L.418 ø100
	Man.	09.78	> 12.83			Rear	 ø100 L.403 ø100	 ø100 L.403 ø100
	Man.	09.78	> 08.79			Rear	 ø106 L.408 ø106	 ø106 L.408 ø106
318 72/77 kW	Man.	06.75	> 08.78			Rear	 ø100 L.418 ø100	 ø100 L.418 ø100
	Man.	09.78	> 08.79			Rear	 ø106 L.408 ø106	 ø106 L.408 ø106
318 72 kW	Man.	09.78	> 12.83			Rear	 ø100 L.403 ø100	 ø100 L.403 ø100

# BMW

## 3 E21

MODEL	GEARBOX	FROM	TO	CHASSIS	ABS	F/R	LEFT DRIVESHAFT	RIGHT DRIVESHAFT
320 80 kW	Man.	06.75	> 08.78			Rear	<b>BW3002</b>  ø100 L.418 ø100	<b>BW3002</b>  ø100 L.418 ø100
	Man.	09.78	> 08.79			Rear	<b>BW3006</b>  ø106 L.408 ø106	<b>BW3006</b>  ø106 L.408 ø106
	Man.	09.79	> 12.83			Rear	<b>BW3007</b>  ø100 L.403 ø100	<b>BW3007</b>  ø100 L.403 ø100
323 105/110 kW	Man.	09.79	> 12.83			Rear	<b>BW3007</b>  ø100 L.403 ø100	<b>BW3007</b>  ø100 L.403 ø100
323 105 kW	Man.	06.75	> 08.78			Rear	<b>BW3002</b>  ø100 L.418 ø100	<b>BW3002</b>  ø100 L.418 ø100
	Man.	09.78	> 08.79			Rear	<b>BW3006</b>  ø106 L.408 ø106	<b>BW3006</b>  ø106 L.408 ø106

## 3 E30





MODEL	GEARBOX	FROM	TO	CHASSIS	ABS	F/R	LEFT DRIVESHAFT	RIGHT DRIVESHAFT
316 66 kW	Man.	10.82	> 04.91			Rear	<b>BW3008</b>  z.27 L.578 ø100	<b>BW3008</b>  ø100 L.578 z.27
	Man.	10.82	> 04.91		teeth 48	Rear	<b>BW3024</b>  z.27 L.578 ø100	<b>BW3024</b>  ø100 L.578 z.27
318 75/77 kW	Man.	10.82	> 04.91			Rear	<b>BW3008</b>  z.27 L.578 ø100	<b>BW3008</b>  ø100 L.578 z.27
	Man.	10.82	> 04.91		teeth 48	Rear	<b>BW3024</b>  z.27 L.578 ø100	<b>BW3024</b>  ø100 L.578 z.27
	Man.	09.88	> 04.91			Rear	<b>BW3072</b>  z.27 L.578 ø100	<b>BW3072</b>  ø100 L.578 z.27
	Man.	09.88	> 04.91		teeth 48	Rear	<b>BW3073</b>  z.27 L.578 ø100	<b>BW3073</b>  ø100 L.578 z.27
320 92/93 kW	Man.	10.82	> 04.91			Rear	<b>BW3008</b>  z.27 L.578 ø100	<b>BW3008</b>  ø100 L.578 z.27
	Man.	10.82	> 04.91		teeth 48	Rear	<b>BW3024</b>  z.27 L.578 ø100	<b>BW3024</b>  ø100 L.578 z.27
	Man.	09.88	> 04.91			Rear	<b>BW3072</b>  z.27 L.578 ø100	<b>BW3072</b>  ø100 L.578 z.27
	Man.	09.88	> 04.91		teeth 48	Rear	<b>BW3073</b>  z.27 L.578 ø100	<b>BW3073</b>  ø100 L.578 z.27
320 92/95 kW	Man.	09.86	> 04.91		teeth 48	Rear	<b>BW3073</b>  z.27 L.578 ø100	<b>BW3073</b>  ø100 L.578 z.27

# BMW

## 3 E30

MODEL	GEARBOX	FROM	TO	CHASSIS	ABS	F/R	LEFT DRIVESHAFT	RIGHT DRIVESHAFT
323 105/110 kW	Man.	10.82	> 04.91			Rear	 z.27 L.578 ø100	 ø100 L.578 z.27
	Man.	10.82	> 04.91		teeth 48	Rear	 z.27 L.578 ø100	 ø100 L.578 z.27
324 d 63/85 kW	Man.	09.85	> 04.91			Rear	 z.27 L.578 ø100	 ø100 L.578 z.27
	Man.	09.85	> 04.91		teeth 48	Rear	 z.27 L.578 ø100	 ø100 L.578 z.27
324 td 63/85 kW	Man.	10.87	> 04.91			Rear	 z.27 L.578 ø100	 ø100 L.578 z.27
	Man.	10.87	> 04.91		teeth 48	Rear	 z.27 L.578 ø100	 ø100 L.578 z.27
325 125 kW	Man.	05.88	> 04.91		teeth 48	Rear	 z.27 L.578 ø100	 ø100 L.578 z.27
325 141 kW	Man.	07.85	> 09.86			Rear	 z.27 L.578 ø100	 ø100 L.578 z.27
	Man.	07.85	> 09.86		teeth 48	Rear	 z.27 L.578 ø100	 ø100 L.578 z.27
325 92/95 kW	Man.	10.87	> 04.91			Rear	 z.27 L.578 ø100	 ø100 L.578 z.27
	Man.	10.87	> 04.91		teeth 48	Rear	 z.27 L.578 ø100	 ø100 L.578 z.27
325 IX 125 kW	Man.	09.85	> 04.91			Front	 z.27 L.600 z.24	 z.24 L.845 z.27
	Man.	09.85	> 04.91			Rear	 z.27 L.578 ø100	 ø100 L.578 z.27
	Man.	09.85	> 04.91		teeth 48	Front	 z.27 L.600 z.24	 z.24 L.845 z.27
	Man.	09.85	> 04.91		teeth 48	Rear	 z.27 L.578 ø100	 ø100 L.578 z.27
M3 147 kW	Man.	09.86	>		teeth 48	Rear	 z.27 L.578 ø100	 ø100 L.578 z.27

## 3 E36

MODEL	GEARBOX	FROM	TO	CHASSIS	ABS	F/R	LEFT DRIVESHAFT	RIGHT DRIVESHAFT
316 73/75 kW	Man.	12.90	>			Rear	 z.27 L.625 ø94	 ø94 L.625 z.27
	Man.	12.90	>		teeth 48	Rear	 z.27 L.625 ø94	 ø94 L.625 z.27

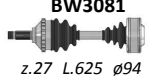
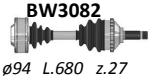

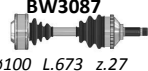


# BMW

## 3 E36

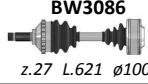
MODEL	GEARBOX	FROM	TO	CHASSIS	ABS	F/R	LEFT DRIVESHAFT	RIGHT DRIVESHAFT
316 g Com. 75 kW	Man.	12.95	> 08.00		teeth 48	Rear	 z.27 L.595 ø94	 ø94 L.595 z.27
316i 1.9 Com. 77 kW	Man.	02.96	> 09.00		teeth 48	Rear	 z.27 L.595 ø94	 ø94 L.595 z.27
318 85 kW	Man.	12.90	>			Rear	 z.27 L.625 ø94	 ø94 L.625 z.27
	Man.	12.90	>		teeth 48	Rear	 z.27 L.625 ø94	 ø94 L.625 z.27
318 Com. 103 kW	Man.	09.94	>			Rear	 z.27 L.578 ø100	 ø100 L.578 z.27
	Man.	09.94	>		teeth 48	Rear	 z.27 L.578 ø100	 ø100 L.578 z.27
318 td 66 kW	Man.	01.95	>			Rear	 z.27 L.625 ø94	 ø94 L.625 z.27
	Man.	01.95	>		teeth 48	Rear	 z.27 L.625 ø94	 ø94 L.625 z.27
318 tds Com. 66 kW	Man.	12.95	> 07.00		teeth 48	Rear	 z.27 L.595 ø94	 ø94 L.595 z.27
318 ti Com. 104 kW	Man.	12.95	> 07.00		teeth 48	Rear	 z.27 L.595 ø94	 ø94 L.595 z.27
320 110 kW	Man.	12.90	>			Rear	 z.27 L.625 ø94	 ø94 L.625 z.27
	Man.	12.90	>		teeth 48	Rear	 z.27 L.625 ø94	 ø94 L.625 z.27
325 141 kW	Man.	12.90	>			Rear	 z.27 L.614 ø100	 ø100 L.614 z.27
	Man.	12.90	>		teeth 48	Rear	 z.27 L.613 ø100	 ø100 L.613 z.27
325 td 85 kW	Man.	12.90	>			Rear	 z.27 L.614 ø100	 ø100 L.614 z.27
	Man.	12.90	>		teeth 48	Rear	 z.27 L.613 ø100	 ø100 L.613 z.27

## 3 E46


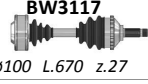
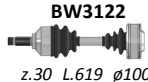
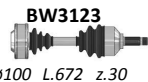
MODEL	GEARBOX	FROM	TO	CHASSIS	ABS	F/R	LEFT DRIVESHAFT	RIGHT DRIVESHAFT
316 i 77/85 kW	Man.	09.98	>		teeth 48	Rear	 z.27 L.625 ø94	 ø94 L.680 z.27
318 d 85 kW	Man.	09.01	>		teeth 48	Rear	 z.27 L.621 ø100	 ø100 L.673 z.27

# BMW

## 3 E46


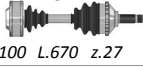

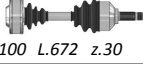






MODEL	GEARBOX	FROM	TO	CHASSIS	ABS	F/R	LEFT DRIVESHAFT	RIGHT DRIVESHAFT
318 i 87/105 kW	Man.	02.98	>		teeth 48	Rear	 z.27 L.625 ø94	 ø94 L.680 z.27
320 d 100/110 kW	Man.	04.98	>		teeth 48	Rear	 z.27 L.621 ø100	 ø100 L.673 z.27
	Aut.	04.98	>		teeth 48	Rear	 z.27 L.621 ø100	 ø100 L.673 z.27
320 i 110/125 kW	Man.	03.98	>		teeth 48	Rear	 z.27 L.625 ø94	 ø94 L.680 z.27
323 i 125 kW	Man.	03.98	>		teeth 48	Rear	 z.27 L.621 ø100	 ø100 L.673 z.27
325 i 141 kW	Man.	09.00	>		teeth 48	Rear	 z.27 L.621 ø100	 ø100 L.673 z.27
325 xi 141 kW	Man.	09.00	>			Front	 L.580 z.27	 z.27 L.901
	Man.	09.00	>		teeth 48	Rear	 z.27 L.621 ø100	 ø100 L.673 z.27
328 i 142 kW	Man.	02.98	>		teeth 48	Rear	 z.27 L.621 ø100	 ø100 L.673 z.27
	Aut.	02.98	>		teeth 48	Rear	 z.27 L.621 ø100	 ø100 L.673 z.27
330 d 135/150 kW	Man.	10.99	>		teeth 48	Rear	 z.30 L.606 ø110	 ø110 L.652 z.30
330 i 170 kW	Man.	06.00	>		teeth 48	Rear	 z.30 L.606 ø110	 ø110 L.652 z.30
330 xd 135/150 kW	Man.	06.00	>			Front	 L.580 z.27	 z.27 L.901
330 xi 170 kW	Man.	06.00	>			Front	 L.580 z.27	 z.27 L.901
	Man.	06.00	>		teeth 48	Rear	 z.30 L.606 ø110	 ø110 L.652 z.30

## 3 E9\_



















MODEL	GEARBOX	FROM	TO	CHASSIS	ABS	F/R	LEFT DRIVESHAFT	RIGHT DRIVESHAFT
318 d 90/105 kW	Man.	01.05	>		teeth 48	Rear	 z.27 L.615 ø100	 ø100 L.670 z.27
	Aut.	01.05	>			Rear	 z.30 L.619 ø100	 ø100 L.672 z.30

# BMW







## 3 E9\_

MODEL	GEARBOX	FROM	TO	CHASSIS	ABS	F/R	LEFT DRIVESHAFT	RIGHT DRIVESHAFT
320 d 120/130 kW	Man.	01.05	>		teeth 48	Rear	 z.27 L.615 ø100	 ø100 L.670 z.27
	Aut.	01.05	>			Rear	 z.30 L.619 ø100	 ø100 L.672 z.30
320 d X-Drive 130 kW	Man.-Aut.	07.08	>		teeth 48	Front	 z.30 L.568 z.27	 z.27 L.890 z.30
	Man.	07.08	>		teeth 48	Rear	 z.27 L.615 ø100	 ø100 L.670 z.27
330 d X-Drive 180 kW	Man.-Aut.	01.09	>		teeth 48	Front	 z.30 L.568 z.27	 z.27 L.890 z.30

## 5 E12









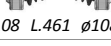

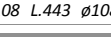

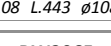
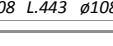


MODEL	GEARBOX	FROM	TO	CHASSIS	ABS	F/R	LEFT DRIVESHAFT	RIGHT DRIVESHAFT
518 66 kW	Man.	06.72	> 09.78			Rear	 ø100 L.418 ø100	 ø100 L.418 ø100
	Man.	10.78	> 08.79			Rear	 ø106 L.408 ø106	 ø106 L.408 ø106
	Man.	09.79	> 06.81			Rear	 ø100 L.403 ø100	 ø100 L.403 ø100
520 85 kW	Man.	10.78	> 08.79			Rear	 ø106 L.408 ø106	 ø106 L.408 ø106
520 92/96 kW	Man.	06.72	> 09.78			Rear	 ø100 L.418 ø100	 ø100 L.418 ø100
	Man.	10.78	> 06.81			Rear	 ø100 L.403 ø100	 ø100 L.403 ø100
525 107/110 kW	Man.	08.73	> 06.81			Rear	 ø108 L.422 ø108	 ø108 L.422 ø108
528 121/125 kW	Man.	08.73	> 06.81			Rear	 ø108 L.422 ø108	 ø108 L.422 ø108
M535 160 kW	Man.	04.80	> 05.81			Rear	 ø108 L.422 ø108	 ø108 L.422 ø108

## 5 E28













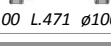
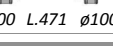
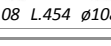
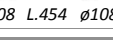
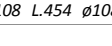
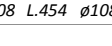
MODEL	GEARBOX	FROM	TO	CHASSIS	ABS	F/R	LEFT DRIVESHAFT	RIGHT DRIVESHAFT
518 75/77 kW	Man.	04.81	> 08.88			Rear	 ø100 L.465 ø100	 ø100 L.465 ø100
520 92/93 kW	Man.	04.81	> 09.86			Rear	 ø100 L.457 ø108	 ø108 L.457 ø100
	Man.	04.81	> 08.88			Rear	 ø100 L.465 ø100	 ø100 L.465 ø100

# BMW

## 5 E28





MODEL	GEARBOX	FROM	TO	CHASSIS	ABS	F/R	LEFT DRIVESHAFT	RIGHT DRIVESHAFT
524 d 63/85 kW	Man.	05.86	> 08.88			Rear	<b>BW3012</b>  ø100 L.465 ø100	<b>BW3012</b>  ø100 L.465 ø100
524 td 63/85 kW	Man.	11.82	> 09.84			Rear	<b>BW3044</b>  ø108 L.461 ø108	<b>BW3044</b>  ø108 L.461 ø108
525 92/95 kW	Man.	05.81	> 09.84			Rear	<b>BW3044</b>  ø108 L.461 ø108	<b>BW3044</b>  ø108 L.461 ø108
	Man.	10.84	> 08.88			Rear	<b>BW3065</b>  ø108 L.443 ø108	<b>BW3065</b>  ø108 L.443 ø108
528 121/125 kW	Man.	05.81	> 09.84			Rear	<b>BW3044</b>  ø108 L.461 ø108	<b>BW3044</b>  ø108 L.461 ø108
	Man.	10.84	> 08.88			Rear	<b>BW3065</b>  ø108 L.443 ø108	<b>BW3065</b>  ø108 L.443 ø108
535 185 kW	Man.	09.84	> 08.88			Rear	<b>BW3065</b>  ø108 L.443 ø108	<b>BW3065</b>  ø108 L.443 ø108
M5 211 kW	Man.	09.84	> 08.88			Rear	<b>BW3065</b>  ø108 L.443 ø108	<b>BW3065</b>  ø108 L.443 ø108

## 5 E34











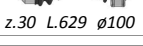
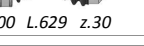
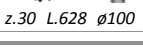
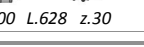
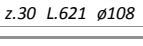
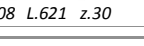

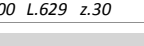
MODEL	GEARBOX	FROM	TO	CHASSIS	ABS	F/R	LEFT DRIVESHAFT	RIGHT DRIVESHAFT
518 75/77 kW	Man.	04.89	> 01.95			Rear	<b>BW3041</b>  ø100 L.471 ø100	<b>BW3041</b>  ø100 L.471 ø100
520 110 kW	Man.	01.88	> 01.95			Rear	<b>BW3041</b>  ø100 L.471 ø100	<b>BW3041</b>  ø100 L.471 ø100
524 td 63/85 kW	Man.	03.88	> 01.95			Rear	<b>BW3041</b>  ø100 L.471 ø100	<b>BW3041</b>  ø100 L.471 ø100
525 125/141 kW	Man.	01.89	> 01.95			Rear	<b>BW3041</b>  ø100 L.471 ø100	<b>BW3041</b>  ø100 L.471 ø100
525 IX 125/141 kW	Man.	01.89	> 01.95			Rear	<b>BW3041</b>  ø100 L.471 ø100	<b>BW3041</b>  ø100 L.471 ø100
	Man.	01.89	> 09.95		teeth 48	Front	<b>BW3066</b>  z.27 L.596 z.27	<b>BW3067</b>  z.24 L.849 z.27
525 td 85 kW	Man.	01.89	> 01.95			Rear	<b>BW3041</b>  ø100 L.471 ø100	<b>BW3041</b>  ø100 L.471 ø100
530 155/160 kW	Man.	01.88	> 01.95			Rear	<b>BW3046</b>  ø108 L.454 ø108	<b>BW3046</b>  ø108 L.454 ø108
535 185 kW	Man.	01.88	> 01.95			Rear	<b>BW3046</b>  ø108 L.454 ø108	<b>BW3046</b>  ø108 L.454 ø108

# BMW






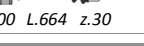

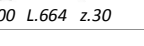


## 5 E34

MODEL	GEARBOX	FROM	TO	CHASSIS	ABS	F/R	LEFT DRIVESHAFT	RIGHT DRIVESHAFT
540 V8 210 kW	Man.	03.92	> 09.95			Rear	<b>BW3077</b>  ø108 L.470 ø108	<b>BW3077</b>  ø108 L.470 ø108
M5 232 kW	Man.	01.88	> 01.95			Rear	<b>BW3046</b>  ø108 L.454 ø108	<b>BW3046</b>  ø108 L.454 ø108

## 5 E39

MODEL	GEARBOX	FROM	TO	CHASSIS	ABS	F/R	LEFT DRIVESHAFT	RIGHT DRIVESHAFT
520 110/125 kW	Man.	01.96	> 06.03			Rear	<b>BW3103</b>  z.30 L.640 ø94	<b>BW3103</b>  ø94 L.640 z.30
520 d 100 kW	Man.	02.00	> 06.03			Rear	<b>BW3071</b>  z.30 L.629 ø100	<b>BW3071</b>  ø100 L.629 z.30
523 125/141 kW	Man.	11.95	>			Rear	<b>BW3064</b>  z.30 L.628 ø100	<b>BW3064</b>  ø100 L.628 z.30
525 d 120 kW	Man.	02.00	> 06.03			Rear	<b>BW3106</b>  z.30 L.621 ø108	<b>BW3106</b>  ø108 L.621 z.30
525 td 85 kW	Man.	06.96	> 06.03			Rear	<b>BW3071</b>  z.30 L.629 ø100	<b>BW3071</b>  ø100 L.629 z.30
525 tds 105 kW	Man.	01.96	> 06.03			Rear	<b>BW3071</b>  z.30 L.629 ø100	<b>BW3071</b>  ø100 L.629 z.30
528 141/142 kW	Man.	11.95	>			Rear	<b>BW3064</b>  z.30 L.628 ø100	<b>BW3064</b>  ø100 L.628 z.30
530 d 135/142 kW	Man.	08.98	> 06.03			Rear	<b>BW3106</b>  z.30 L.621 ø108	<b>BW3106</b>  ø108 L.621 z.30
530 i 170 kW	Man.	09.00	> 06.03			Rear	<b>BW3071</b>  z.30 L.629 ø100	<b>BW3071</b>  ø100 L.629 z.30

## 5 E60/61

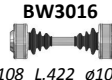

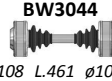

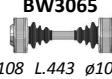





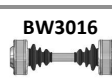

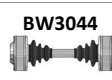



MODEL	GEARBOX	FROM	TO	CHASSIS	ABS	F/R	LEFT DRIVESHAFT	RIGHT DRIVESHAFT
520 d 110/120 kW	Aut.	09.03	>			Rear	<b>BW3107</b>  z.30 L.664 ø100	<b>BW3107</b>  ø100 L.664 z.30
523 i 130 kW	Man.	07.05	>			Rear	<b>BW3107</b>  z.30 L.664 ø100	<b>BW3107</b>  ø100 L.664 z.30
	Aut.	07.05	>			Rear	<b>BW3107</b>  z.30 L.664 ø100	<b>BW3107</b>  ø100 L.664 z.30
525 i 141/160 kW	Man.	09.03	>			Rear	<b>BW3107</b>  z.30 L.664 ø100	<b>BW3107</b>  ø100 L.664 z.30
	Aut.	09.03	>			Rear	<b>BW3107</b>  z.30 L.664 ø100	<b>BW3107</b>  ø100 L.664 z.30

# BMW

## 5 E60/61


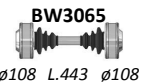
MODEL	GEARBOX	FROM	TO	CHASSIS	ABS	F/R	LEFT DRIVESHAFT	RIGHT DRIVESHAFT
525 xd 145 kW	Man.-Aut.	01.07	>		teeth 48	Front	 z.30 L.607 z.27	 z.27 L.929 z.30
	Man.	01.07	>			Rear	 z.30 L.654 ø108	 ø108 L.654 z.30
530 d 160/170 kW	Man.	07.03	>			Rear	 z.30 L.654 ø108	 ø108 L.654 z.30
530 i 170/190 kW	Man.	07.03	>			Rear	 z.30 L.664 ø100	 ø100 L.664 z.30
	Aut.	07.03	>			Rear	 z.30 L.664 ø100	 ø100 L.664 z.30
530 xd 170/173 kW	Man.-Aut.	07.05	>		teeth 48	Front	 z.30 L.607 z.27	 z.27 L.929 z.30
	Man.	07.05	>			Rear	 z.30 L.654 ø108	 ø108 L.654 z.30
535 d 200 kW	Man.	09.04	>			Rear	 z.30 L.654 ø108	 ø108 L.654 z.30
540 i 225 kW	Man.	07.05	>			Rear	 z.30 L.654 ø108	 ø108 L.654 z.30
550 i 270 kW	Man.	07.05	>			Rear	 z.30 L.654 ø108	 ø108 L.654 z.30

## 6 E24



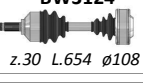
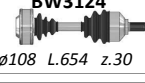
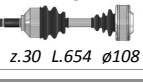
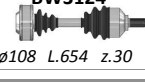


MODEL	GEARBOX	FROM	TO	CHASSIS	ABS	F/R	LEFT DRIVESHAFT	RIGHT DRIVESHAFT
628 135 kW	Man.	02.76	> 05.82			Rear	 ø108 L.422 ø108	 ø108 L.422 ø108
	Man.	06.82	> 04.83			Rear	 ø108 L.461 ø108	 ø108 L.461 ø108
	Man.	05.83	> 06.89			Rear	 ø108 L.443 ø108	 ø108 L.443 ø108
630 135/136 kW	Man.	02.76	> 05.82			Rear	 ø108 L.422 ø108	 ø108 L.422 ø108
633 145/147 kW	Man.	02.76	> 05.82			Rear	 ø108 L.422 ø108	 ø108 L.422 ø108
635 136/141 kW	Man.	02.76	> 05.82			Rear	 ø108 L.422 ø108	 ø108 L.422 ø108
	Man.	06.82	> 04.83			Rear	 ø108 L.461 ø108	 ø108 L.461 ø108
	Man.	05.83	> 06.89			Rear	 ø108 L.443 ø108	 ø108 L.443 ø108

# BMW

## 6 E24

MODEL	GEARBOX	FROM	TO	CHASSIS	ABS	F/R	LEFT DRIVESHAFT	RIGHT DRIVESHAFT
M635 191/211 kW	Man.	04.83	> 06.89			Rear	 ø108 L.443 ø108	 ø108 L.443 ø108

## 6 E63/64



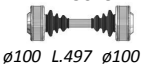



MODEL	GEARBOX	FROM	TO	CHASSIS	ABS	F/R	LEFT DRIVESHAFT	RIGHT DRIVESHAFT
630 i 190 kW	Aut.	09.04	>			Rear	 z.30 L.664 ø100	 ø100 L.664 z.30
635 d 210 kW	Man.	07.07	>			Rear	 z.30 L.654 ø108	 ø108 L.654 z.30
645 i 245 kW	Man.	01.04	>			Rear	 z.30 L.654 ø108	 ø108 L.654 z.30
650 i 270 kW	Man.	07.05	>			Rear	 z.30 L.654 ø108	 ø108 L.654 z.30

## 7 E23







MODEL	GEARBOX	FROM	TO	CHASSIS	ABS	F/R	LEFT DRIVESHAFT	RIGHT DRIVESHAFT
728 125/135 kW	Man.	05.77	> 09.81			Rear	 ø108 L.422 ø108	 ø108 L.422 ø108
	Man.	10.81	> 04.84			Rear	 ø108 L.487 ø108	 ø108 L.487 ø108
730 135 kW	Man.	05.77	> 09.81			Rear	 ø108 L.422 ø108	 ø108 L.422 ø108
732 145/147 kW	Man.	05.77	> 09.81			Rear	 ø108 L.422 ø108	 ø108 L.422 ø108
	Man.	10.81	> 04.84			Rear	 ø108 L.487 ø108	 ø108 L.487 ø108
733 145 kW	Man.	05.77	> 09.81			Rear	 ø108 L.422 ø108	 ø108 L.422 ø108
	Man.	10.81	> 04.84			Rear	 ø108 L.487 ø108	 ø108 L.487 ø108
735 185 kW	Man.	09.79	> 09.81			Rear	 ø108 L.422 ø108	 ø108 L.422 ø108
	Man.	10.81	> 04.84			Rear	 ø108 L.487 ø108	 ø108 L.487 ø108
745 185 kW	Man.	09.79	> 09.81			Rear	 ø108 L.422 ø108	 ø108 L.422 ø108
	Man.	10.81	> 04.84			Rear	 ø108 L.487 ø108	 ø108 L.487 ø108

# BMW

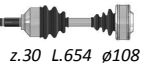

## 7 E32

MODEL	GEARBOX	FROM	TO	CHASSIS	ABS	F/R	LEFT DRIVESHAFT	RIGHT DRIVESHAFT
730 145 kW	Man.	09.86	> 11.91			Rear	 ø108 L.488 ø108	 ø108 L.488 ø108
	Man.	11.91	> 09.94			Rear	 ø100 L.497 ø100	 ø100 L.497 ø100
735 155 kW	Man.	09.86	> 01.94			Rear	 ø108 L.488 ø108	 ø108 L.488 ø108





## 7 E38

MODEL	GEARBOX	FROM	TO	CHASSIS	ABS	F/R	LEFT DRIVESHAFT	RIGHT DRIVESHAFT
730 155/160 kW	Man.	10.94	>			Rear	 z.30 L.642 ø108	 ø108 L.642 z.30
740 210 kW	Man.	10.94	>			Rear	 z.30 L.646 ø120	 ø120 L.646 z.30
750 240 kW	Man.	10.94	>			Rear	 z.30 L.646 ø120	 ø120 L.646 z.30




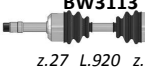

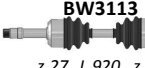




## 7 E65/66

MODEL	GEARBOX	FROM	TO	CHASSIS	ABS	F/R	LEFT DRIVESHAFT	RIGHT DRIVESHAFT
730 d 160 kW	Man.	10.02	>			Rear	 z.30 L.654 ø108	 ø108 L.654 z.30

## 8 E31

MODEL	GEARBOX	FROM	TO	CHASSIS	ABS	F/R	LEFT DRIVESHAFT	RIGHT DRIVESHAFT
840 210 kW	Man.	12.92	>			Rear	 z.27 L.640	 L.640 z.27
850 240/280 kW	Man.	08.89	>			Rear	 z.30 L.648	 L.648 z.30

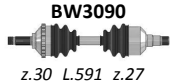


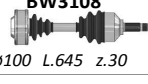
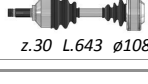
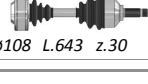

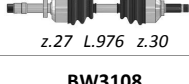
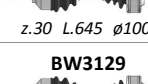

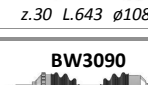

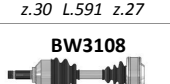
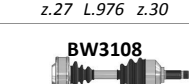


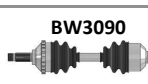
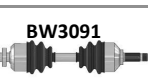
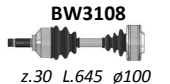
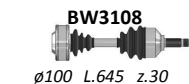

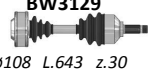


## X3

MODEL	GEARBOX	FROM	TO	CHASSIS	ABS	F/R	LEFT DRIVESHAFT	RIGHT DRIVESHAFT
2.0 d 110 kW	Man.-Aut.	01.04	>			Front	 z.30 L.599 z.27	 z.27 L.920 z.30
2.0 i 110 kW	Man.-Aut.	01.04	>			Front	 z.30 L.599 z.27	 z.27 L.920 z.30
2.5 i 141 kW	Man.-Aut.	01.04	>			Front	 z.30 L.599 z.27	 z.27 L.920 z.30
3.0 d 150-160 kW	Man.-Aut.	01.04	>			Front	 z.30 L.599 z.27	 z.27 L.920 z.30
3.0 i 170 kW	Man.-Aut.	01.04	>			Front	 z.30 L.599 z.27	 z.27 L.920 z.30



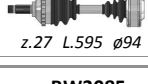
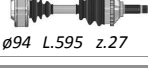




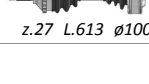



# BMW

## X5 I (E53)




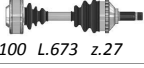




MODEL	GEARBOX	FROM	TO	CHASSIS	ABS	F/R	LEFT DRIVESHAFT	RIGHT DRIVESHAFT
3.0 d 135/160 kW	Man.-Aut.	05.01	>			Front	 z.30 L.591 z.27	 z.27 L.976 z.30
	Man.	05.01	>			Rear	 z.30 L.645 ø100	 ø100 L.645 z.30
	Aut.	05.01	>			Rear	 z.30 L.643 ø108	 ø108 L.643 z.30
3.0 i 163/170 kW	Man.-Aut.	05.00	>			Front	 z.30 L.591 z.27	 z.27 L.976 z.30
	Man.	05.00	>			Rear	 z.30 L.645 ø100	 ø100 L.645 z.30
	Aut.	05.00	>			Rear	 z.30 L.643 ø108	 ø108 L.643 z.30
4.4 i 210/235 kW	Man.-Aut.	05.00	>			Front	 z.30 L.591 z.27	 z.27 L.976 z.30
	Man.	05.00	>			Rear	 z.30 L.645 ø100	 ø100 L.645 z.30
	Aut.	05.00	>			Rear	 z.30 L.643 ø108	 ø108 L.643 z.30
4.6 is 255 kW	Man.-Aut.	02.02	>			Front	 z.30 L.591 z.27	 z.27 L.976 z.30
	Man.	02.02	>			Rear	 z.30 L.645 ø100	 ø100 L.645 z.30
	Aut.	02.02	>			Rear	 z.30 L.643 ø108	 ø108 L.643 z.30

## Z3

MODEL	GEARBOX	FROM	TO	CHASSIS	ABS	F/R	LEFT DRIVESHAFT	RIGHT DRIVESHAFT
1.8 85 kW	Man.	10.95	> 11.98		teeth 48	Rear	 z.27 L.595 ø94	 ø94 L.595 z.27
1.9 M43 87 kW	Man.	06.96	> 10.98		teeth 48	Rear	 z.27 L.595 ø94	 ø94 L.595 z.27
1.9 M44 103 kW	Man.	06.96	> 10.98		teeth 48	Rear	 z.27 L.595 ø94	 ø94 L.595 z.27
2.2 125 kW	Man.	08.00	>		teeth 48	Rear	 z.27 L.613 ø100	 ø100 L.613 z.27
2.8 141 kW	Man.	04.97	> 06.00		teeth 48	Rear	 z.27 L.613 ø100	 ø100 L.613 z.27





# BMW

## Z4

MODEL	GEARBOX	FROM	TO	CHASSIS	ABS	F/R	LEFT DRIVESHAFT	RIGHT DRIVESHAFT
2.5 i 141 kW	Man.	02.03	>		teeth 48	Rear	 <p><b>BW3086</b> z.27 L.621 ø100</p>	 <p><b>BW3087</b> ø100 L.673 z.27</p>
	Aut.	02.03	>		teeth 48	Rear	 <p><b>BW3086</b> z.27 L.621 ø100</p>	 <p><b>BW3087</b> ø100 L.673 z.27</p>
3.0 i 170 kW	Man.	02.03	>		teeth 48	Rear	 <p><b>BW3086</b> z.27 L.621 ø100</p>	 <p><b>BW3087</b> ø100 L.673 z.27</p>
	Aut.	02.03	>		teeth 48	Rear	 <p><b>BW3086</b> z.27 L.621 ø100</p>	 <p><b>BW3087</b> ø100 L.673 z.27</p>

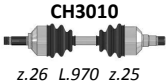
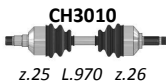
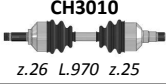
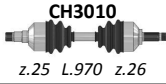
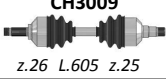
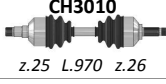
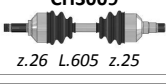
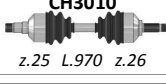


# CHEVROLET

## MATIZ (KLYA)

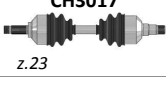



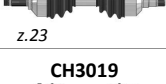
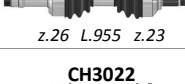
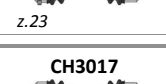
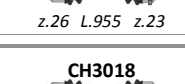
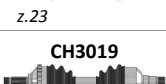
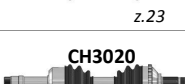






MODEL	GEARBOX	FROM	TO	CHASSIS	ABS	F/R	LEFT DRIVESHAFT	RIGHT DRIVESHAFT
0.8 38 kW	Man.	03.05	>		teeth 40	Front	 DW3017 z.23 L.613 z.22	 DW3052 z.22 L.780 z.23
1.0 47 kW	Man.	01.05	>		teeth 40	Front	 DW3055 z.23 L.554 z.22	 DW3056 z.22 L.833 z.23

# CHRYSLER



## LE BARON

MODEL	GEARBOX	FROM	TO	CHASSIS	ABS	F/R	LEFT DRIVESHAFT	RIGHT DRIVESHAFT
2.2 i 69 kW	Man.	01.87	> 01.89			Front	 z.26 L.970 z.25	 z.25 L.970 z.26
2.2 Turbo 130 kW	Man.	01.87	> 01.89			Front	 z.26 L.970 z.25	 z.25 L.970 z.26
2.5 i 75 kW	Man.	01.89	> 12.94			Front	 z.26 L.605 z.25	 z.25 L.970 z.26
2.5 Turbo 112 kW	Man.	09.86	> 12.94			Front	 z.26 L.605 z.25	 z.25 L.970 z.26
3.0 i V6 105 kW	Man.	01.90	> 12.94			Front	 z.26 L.605 z.25	 z.25 L.970 z.26

## NEON I (PL)



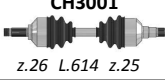
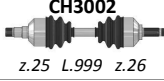
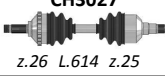
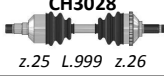

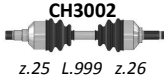


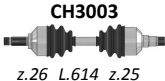
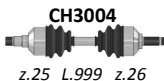



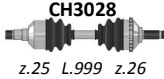





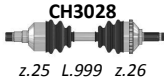
MODEL	GEARBOX	FROM	TO	CHASSIS	ABS	F/R	LEFT DRIVESHAFT	RIGHT DRIVESHAFT
1.8 16V 85 kW	Man.	09.97	> 08.99			Front	 z.23	 z.23
	Man.	09.97	> 08.99		teeth 56	Front	 z.23	 z.23
	Aut.	09.97	> 08.99			Front	 z.23	 z.26 L.955 z.23
	Aut.	09.97	> 08.99		teeth 56	Front	 z.23	 z.26 L.955 z.23
2.0 16V 98/107 kW	Man.	05.94	> 08.99			Front	 z.23	 z.23
	Man.	05.94	> 08.99		teeth 56	Front	 z.23	 z.23
	Aut.	05.94	> 08.99			Front	 z.23	 z.26 L.955 z.23
	Aut.	05.94	> 08.99		teeth 56	Front	 z.23	 z.26 L.955 z.23

## PT CRUISER

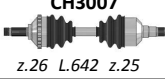









MODEL	GEARBOX	FROM	TO	CHASSIS	ABS	F/R	LEFT DRIVESHAFT	RIGHT DRIVESHAFT
2.0 104 kW	Man.	06.00	>		teeth 46	Front	 z.26 L.596 z.25	 L.953 z.26

# CHRYSLER



## VOYAGER I (ES)

MODEL	GEARBOX	FROM	TO	CHASSIS	ABS	F/R	LEFT DRIVESHAFT	RIGHT DRIVESHAFT
2.5 i 72/74 kW	Man.	08.84	> 12.90			Front	 z.26 L.614 z.25	 z.25 L.999 z.26
	Man.	01.91	> 09.95			Front	 z.26 L.614 z.25	 z.25 L.999 z.26
	Man.	01.91	> 09.95		teeth 47	Front	 z.26 L.614 z.25	 z.25 L.999 z.26
2.5 TD 87 kW	Man.	09.92	> 09.95			Front	 z.26 L.614 z.25	 z.25 L.999 z.26
	Man.	09.92	> 09.95		teeth 47	Front	 z.26 L.614 z.25	 z.25 L.999 z.26
3.0 i 100/103/108 kW	Man.	08.84	> 12.90			Front	 z.26 L.614 z.25	 z.25 L.999 z.26
	Man.	01.91	> 09.95			Front	 z.26 L.614 z.25	 z.25 L.999 z.26
	Man.	01.91	> 09.95		teeth 47	Front	 z.26 L.614 z.25	 z.25 L.999 z.26
3.3 i 110/112/120 kW	Man.	08.84	> 12.90			Front	 z.26 L.614 z.25	 z.25 L.999 z.26
	Man.	01.91	> 09.95			Front	 z.26 L.614 z.25	 z.25 L.999 z.26
	Man.	01.91	> 09.95		teeth 47	Front	 z.26 L.614 z.25	 z.25 L.999 z.26

## VOYAGER II (GS)

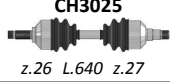
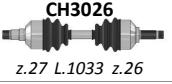
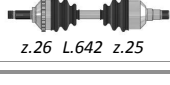
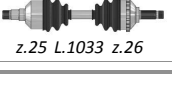


MODEL	GEARBOX	FROM	TO	CHASSIS	ABS	F/R	LEFT DRIVESHAFT	RIGHT DRIVESHAFT
2.0 i 98 kW	Man.	01.95	> 03.01		teeth 47	Front	 z.26 L.642 z.25	 z.25 L.1030 z.26
2.4 i 111 kW	Man.	01.95	> 03.01		teeth 47	Front	 z.26 L.642 z.25	 z.25 L.1030 z.26
2.5 TD 85 kW	Man.	01.95	> 03.01		teeth 47	Front	 z.26 L.642 z.25	 z.25 L.1030 z.26
3.0 i 112 kW	Man.	01.95	> 03.01		teeth 47	Front	 z.26 L.642 z.25	 z.25 L.1030 z.26
3.3 i 116 kW	Man.	01.95	> 03.01		teeth 47	Front	 z.26 L.642 z.25	 z.25 L.1030 z.26

## VOYAGER III (RG)

MODEL	GEARBOX	FROM	TO	CHASSIS	ABS	F/R	LEFT DRIVESHAFT	RIGHT DRIVESHAFT
2.4 108 kW	Man.	02.00	>		teeth 47	Front	 z.26 L.640 z.27	 z.27 L.1033 z.26

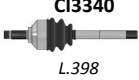



# CHRYSLER

## VOYAGER III (RG)


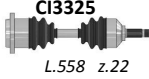


MODEL	GEARBOX	FROM	TO	CHASSIS	ABS	F/R	LEFT DRIVESHAFT	RIGHT DRIVESHAFT
2.5 CRD 105 kW	Man.	02.00	>		teeth 47	Front	 <p>CH3025 z.26 L.640 z.27</p>	 <p>CH3026 z.27 L.1033 z.26</p>
2.8 CRD 110 kW	Man.	06.04	>		teeth 47	Front	 <p>CH3007 z.26 L.642 z.25</p>	 <p>CH3029 z.25 L.1033 z.26</p>
3.8 160 kW	Man.	02.00	>		teeth 47	Front	 <p>CH3007 z.26 L.642 z.25</p>	 <p>CH3029 z.25 L.1033 z.26</p>

# CITROËN

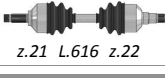
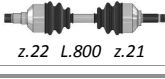
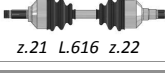

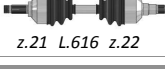


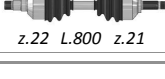


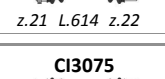
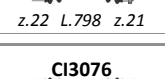












## 2CV

MODEL	GEARBOX	FROM	TO	CHASSIS	ABS	F/R	LEFT DRIVESHAFT	RIGHT DRIVESHAFT
2CV 4/6 18/20 kW	Man.	04.66	> 05.68			Front	 CI3340 L.398	 CI3340 L.398
	Man.	06.68	>			Front	 CI3002 z.22 L.442 z.12	 CI3002 z.12 L.442 z.22

## AMI

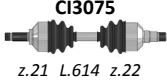



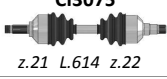



MODEL	GEARBOX	FROM	TO	CHASSIS	ABS	F/R	LEFT DRIVESHAFT	RIGHT DRIVESHAFT
Ami 10 40 kW	Man.	06.68	>			Front	 CI3325 z.22 L.558	 CI3325 L.558 z.22
Ami 8 24 kW	Man.	06.68	>			Front	 CI3002 z.22 L.442 z.12	 CI3002 z.12 L.442 z.22

## AX (ZA-\_)


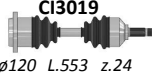


MODEL	GEARBOX	FROM	TO	CHASSIS	ABS	F/R	LEFT DRIVESHAFT	RIGHT DRIVESHAFT
1.0 30 kW	Man.	10.86	>			Front	 CI3020 z.21 L.616 z.22	 CI3021 z.22 L.800 z.21
1.1 40/44 kW	Man.	10.86	>			Front	 CI3020 z.21 L.616 z.22	 CI3021 z.22 L.800 z.21
1.3 Sport 70 kW	Man.	10.86	> 06.91			Front	 CI3020 z.21 L.616 z.22	 CI3021 z.22 L.800 z.21
1.4 44/49 kW	Man.	10.86	> 06.91			Front	 CI3020 z.21 L.616 z.22	 CI3021 z.22 L.800 z.21
1.4 62/65 kW	Man.	05.91	>			Front	 CI3075 z.21 L.614 z.22	 CI3076 z.22 L.798 z.21
	Man.	05.91	>		teeth 48	Front	 CI3077 z.21 L.614 z.22	 CI3078 z.22 L.798 z.21
1.4 4X4 55 kW	Man.	05.91	>			Front	 CI3075 z.21 L.614 z.22	 CI3076 z.22 L.798 z.21
	Man.	05.91	>			Rear	 CI3284 z.21 L.663 z.24	 CI3234 z.24 L.703 z.21
	Man.	05.91	>		teeth 48	Front	 CI3077 z.21 L.614 z.22	 CI3078 z.22 L.798 z.21
1.4 D 38 kW	Man.	10.86	> 06.91			Front	 CI3020 z.21 L.616 z.22	 CI3021 z.22 L.800 z.21
	Man.	05.91	>			Front	 CI3075 z.21 L.614 z.22	 CI3076 z.22 L.798 z.21
	Man.	05.91	>		teeth 48	Front	 CI3077 z.21 L.614 z.22	 CI3078 z.22 L.798 z.21

# CITROËN

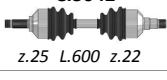

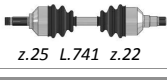
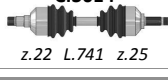

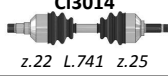

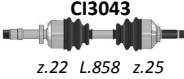


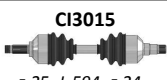
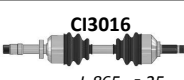






## AX (ZA-\_)

MODEL	GEARBOX	FROM	TO	CHASSIS	ABS	F/R	LEFT DRIVESHAFT	RIGHT DRIVESHAFT
1.4 GTI 69/74 kW	Man.	05.91	>			Front	 z.21 L.614 z.22	 z.22 L.798 z.21
	Man.	05.91	>		teeth 48	Front	 z.21 L.614 z.22	 z.22 L.798 z.21
1.5 D 42/43 kW	Man.	05.91	>			Front	 z.21 L.614 z.22	 z.22 L.798 z.21
	Man.	05.91	>		teeth 48	Front	 z.21 L.614 z.22	 z.22 L.798 z.21

## AXEL

MODEL	GEARBOX	FROM	TO	CHASSIS	ABS	F/R	LEFT DRIVESHAFT	RIGHT DRIVESHAFT
1.1 40/42 kW	Man.	07.84	> 06.90			Front	 z.24 L.553 ø120	 ø120 L.553 z.24
1.2 47/48 kW	Man.	07.84	> 06.90			Front	 z.24 L.553 ø120	 ø120 L.553 z.24

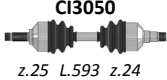
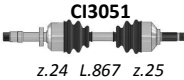

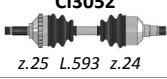
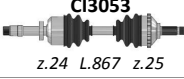
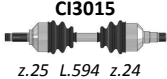
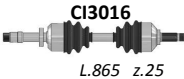
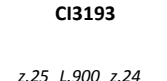
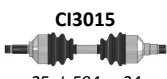



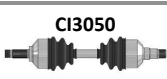
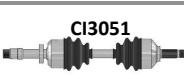



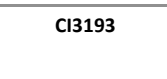
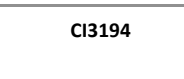


## BX (XB-\_)

MODEL	GEARBOX	FROM	TO	CHASSIS	ABS	F/R	LEFT DRIVESHAFT	RIGHT DRIVESHAFT
1.1 40/42 kW	Man. MA	08.88	> 07.91			Front	 z.25 L.600 z.22	 z.22 L.858 z.25
	Man. BH3	09.82	> 07.88			Front	 z.25 L.741 z.22	 z.22 L.741 z.25
1.4 52/53 kW	Man. BH3	09.82	> 07.88			Front	 z.25 L.741 z.22	 z.22 L.741 z.25
1.4 55 kW	Man. MA	08.88	> 07.91			Front	 z.25 L.600 z.22	 z.22 L.858 z.25
1.5 58/59 kW	Man. BE1/3	03.88	>			Front	 z.25 L.593 z.24	 z.24 L.865 z.25
1.6 66/67 kW	Man. BE1/3	08.82	> 03.84			Front	 z.25 L.594 z.24	 L.865 z.25
	Man. BE1/3	04.84	>			Front	 z.25 L.593 z.24	 z.24 L.865 z.25
1.7 D 43/44 kW	Man. BE1/3	08.82	> 03.84			Front	 z.25 L.594 z.24	 L.865 z.25
	Man. BE1/3	04.84	>			Front	 z.25 L.593 z.24	 z.24 L.865 z.25







# CITROËN



## BX (XB-\_)

MODEL	GEARBOX	FROM	TO	CHASSIS	ABS	F/R	LEFT DRIVESHAFT	RIGHT DRIVESHAFT
1.8 TD 66 kW	Man. BE1/3	07.86	>			Front	 z.25 L.593 z.24	 z.24 L.867 z.25
	Man. BE1/3	07.86	>		teeth 29	Front	 z.25 L.593 z.24	 z.24 L.867 z.25
	Man. BE1/3	07.86	>		teeth 90	Front	 z.25 L.593 z.24	 z.24 L.867 z.25
1.9 D 47/48 kW	Man. BE1/3	08.82	>	03.84		Front	 z.25 L.594 z.24	 L.865 z.25
	Man. BE1/3	04.84	>			Front	 z.25 L.593 z.24	 z.24 L.865 z.25
1.9 D 4X4 47/48 kW	Man. BE3/TK2A	01.90	>			Front	 z.25 L.900 z.24	 z.24 L.585 z.25
1.9 GT 75 kW	Man. BE1/3	08.82	>	03.84		Front	 z.25 L.594 z.24	 L.865 z.25
	Man. BE1/3	04.84	>			Front	 z.25 L.593 z.24	 z.24 L.865 z.25
1.9 GTI (tt) 90/116 kW	Man. BE1/3	07.86	>			Front	 z.25 L.593 z.24	 z.24 L.867 z.25
	Man. BE1/3	07.86	>		teeth 29	Front	 z.25 L.593 z.24	 z.24 L.867 z.25
	Man. BE1/3	07.86	>		teeth 90	Front	 z.25 L.593 z.24	 z.24 L.867 z.25
1.9 GTI 4X4 90 kW	Man. BE3/TK2A	01.90	>			Front	 z.25 L.900 z.24	 z.24 L.585 z.25
1.9 TD 50/51 kW	Man. BE1/3	08.82	>	03.84		Front	 z.25 L.594 z.24	 L.865 z.25
	Man. BE1/3	04.84	>			Front	 z.25 L.593 z.24	 z.24 L.865 z.25

## C1 (PM\_,PN\_)

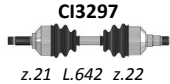
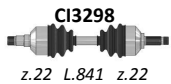

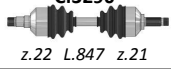






MODEL	GEARBOX	FROM	TO	CHASSIS	ABS	F/R	LEFT DRIVESHAFT	RIGHT DRIVESHAFT
1.0 50 kW	Man.	06.05	>			Front	 z.24 L.650 z.23	 z.23 L.840 z.24
1.4 HDI 40 kW	Man.	06.05	>			Front	 z.24 L.593 z.23	 z.23 L.897 z.24

## C2 (JM\_)





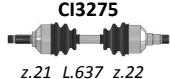






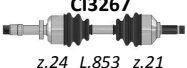






MODEL	GEARBOX	FROM	TO	CHASSIS	ABS	F/R	LEFT DRIVESHAFT	RIGHT DRIVESHAFT
1.1 i 44 kW	Man. MA	09.03	>			Front	 z.22 L.652 z.22	 z.22 L.841 z.22

# CITROËN





## C2 (JM\_)

MODEL	GEARBOX	FROM	TO	CHASSIS	ABS	F/R	LEFT DRIVESHAFT	RIGHT DRIVESHAFT
1.4 16V 65 kW	Man.	06.06	>			Front	 z.21 L.642 z.22	 z.22 L.841 z.22
1.4 HDI 50 kW	Man. MA68	09.03	>			Front	 z.21 L.641 z.22	 z.22 L.847 z.21
1.4 i 54 kW	Man. MA	09.03	>			Front	 z.22 L.652 z.22	 z.22 L.841 z.22
1.6 16V 80 kW	Man.	09.03	>			Front	 z.21 L.642 z.22	 z.22 L.841 z.22
1.6 VTS 90 kW	Man.	01.05	>			Front	 z.21 L.642 z.22	 z.22 L.841 z.22

## C3 (FC\_)

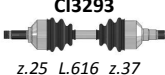
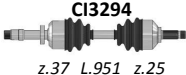
MODEL	GEARBOX	FROM	TO	CHASSIS	ABS	F/R	LEFT DRIVESHAFT	RIGHT DRIVESHAFT
1.1 i 44 kW	Man. MA	02.02	>			Front	 z.22 L.652 z.22	 z.22 L.841 z.22
1.4 16v 65 kW	Man.	12.03	>			Front	 z.21 L.642 z.22	 z.22 L.841 z.22
1.4 HDI 50 kW	Man. MA77	06.02	>			Front	 z.21 L.637 z.22	 z.22 L.852 z.21
	Man. MA68	06.02	>			Front	 z.21 L.641 z.22	 z.22 L.847 z.21
	Aut.	06.02	>			Front	 z.21 L.641 z.22	 z.22 L.847 z.21
1.4 HDI 16V 66 kW	Man. BE4R	06.02	>			Front	 z.21 L.633 z.24	 z.24 L.853 z.21
1.4 i 55 kW	Man. MA	02.02	>			Front	 z.22 L.652 z.22	 z.22 L.841 z.22
1.6 16v 80 kW	Man.	02.02	>			Front	 z.21 L.642 z.22	 z.22 L.841 z.22
1.6 HDI 66/80 kW	Man.	09.05	>			Front	 z.21 L.633 z.24	 z.24 L.853 z.21

## C3 II













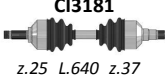











MODEL	GEARBOX	FROM	TO	CHASSIS	ABS	F/R	LEFT DRIVESHAFT	RIGHT DRIVESHAFT
1.1 44 kW	Man.	11.09	>			Front	 z.21 L.654 z.22	 z.22 L.862 z.21
1.4 54 kW	Man.	11.09	>			Front	 z.21 L.654 z.22	 z.22 L.862 z.21

# CITROËN

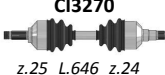



## C4

MODEL	GEARBOX	FROM	TO	CHASSIS	ABS	F/R	LEFT DRIVESHAFT	RIGHT DRIVESHAFT
2.0 HDI 100 kW	Man.	11.04	>			Front	 z.25 L.616 z.37	 z.37 L.951 z.25



## C5 I (DC\_)

MODEL	GEARBOX	FROM	TO	CHASSIS	ABS	F/R	LEFT DRIVESHAFT	RIGHT DRIVESHAFT
1.8 16V 85 kW	Man. BE4R	03.01	> 08.04			Front	 z.25 L.656 z.24	 z.24 L.934,5 z.25
	Aut. AL4	03.01	> 08.04			Front	 z.25 L.634 z.26	 z.26 L.844 z.25
2.0 16V 100 kW	Man. BE4R	03.01	> 08.04			Front	 z.25 L.646 z.24	 z.24 L.934,5 z.25
	Aut. AL4	03.01	> 08.04			Front	 z.25 L.634 z.26	 z.26 L.844 z.25
2.0 16V HPI 103 kW	Man. BE4R	03.01	> 08.04			Front	 z.25 L.646 z.24	 z.24 L.934,5 z.25
2.0 HDI 66 kW	Man. BE4R	03.01	> 08.04			Front	 z.25 L.646 z.24	 z.24 L.934,5 z.25
2.0 HDI 80 kW	Man. ML5T	03.01	> 08.04			Front	 z.25 L.640 z.37	 z.37 L.942 z.25
	Aut. AL4	03.01	> 08.04			Front	 z.25 L.634 z.26	 z.26 L.844 z.25
2.2 HDI 98 kW	Man. ML5T	03.01	> 08.04			Front	 z.25 L.623 z.37	 z.37 L.946 z.25
	Aut. 4HP20	03.01	> 08.04			Front	 z.25 L.606 z.37	 z.37 L.909 z.25
3.0 i 152 kW	Man. ML5T	03.01	> 08.04			Front	 z.25 L.640 z.37	 z.37 L.942 z.25
	Aut. 4HP20	03.01	> 08.04			Front	 z.25 L.600 z.37	 z.37 L.918 z.25

## C5 II (RC\_)

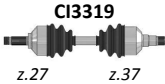
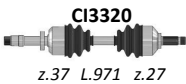

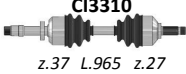
MODEL	GEARBOX	FROM	TO	CHASSIS	ABS	F/R	LEFT DRIVESHAFT	RIGHT DRIVESHAFT
1.6 HDI 80 kW	Man. BE4R	09.04	>			Front	 z.25 L.646 z.24	 z.24 L.934,5 z.25
2.0 16V 103 kW	Man. BE4R	09.04	>			Front	 z.25 L.646 z.24	 z.24 L.934,5 z.25

## C5 III (RD\_)

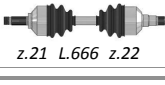
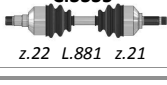
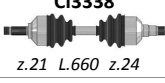
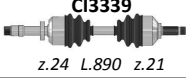


MODEL	GEARBOX	FROM	TO	CHASSIS	ABS	F/R	LEFT DRIVESHAFT	RIGHT DRIVESHAFT
1.6 HDI 82/84 kW	Man.	07.10	>			Front	 z.28 L.669 z.24	 z.24 L.961 z.28

# CITROËN

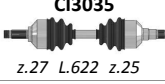
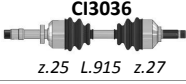
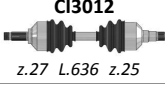
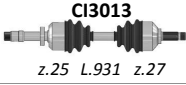
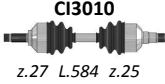
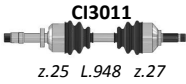
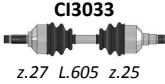
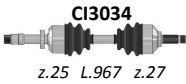
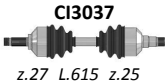
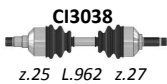
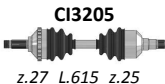




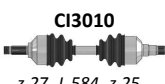



## C8 (EA,EB)

MODEL	GEARBOX	FROM	TO	CHASSIS	ABS	F/R	LEFT DRIVESHAFT	RIGHT DRIVESHAFT
2.0 HDI 100 kW	Man.	03.06	>			Front	 z.27 z.37	 z.37 L.971 z.27
2.0 HDI 79 kW	Man.	07.02	>			Front	 z.27 L.642 z.37	 z.37 L.965 z.27

## C-ELYSEE


MODEL	GEARBOX	FROM	TO	CHASSIS	ABS	F/R	LEFT DRIVESHAFT	RIGHT DRIVESHAFT
1.2 Vti 52 kW	Man. MA	09.12	>			Front	 z.21 L.666 z.22	 z.22 L.881 z.21
1.6 HDI 66 kW	Man. BE4R	09.12	>			Front	 z.21 L.660 z.24	 z.24 L.890 z.21
1.6 Vti 84 kW	Man. MA	09.12	>			Front	 z.21 L.673 z.22	 z.22 L.876 z.21

## CX

MODEL	GEARBOX	FROM	TO	CHASSIS	ABS	F/R	LEFT DRIVESHAFT	RIGHT DRIVESHAFT
2.0 75/78 kW	Man. 5 Sp.	08.74	> 07.80			Front	 z.27 L.622 z.25	 z.25 L.915 z.27
	Man. 5 Sp.	08.80	> 06.84			Front	 z.27 L.636 z.25	 z.25 L.931 z.27
	Man. 4 Sp.	08.74	> 07.80			Front	 z.27 L.584 z.25	 z.25 L.948 z.27
	Man. 4 Sp.	08.80	> 06.84			Front	 z.27 L.605 z.25	 z.25 L.967 z.27
	Aut.	08.80	>			Front	 z.27 L.615 z.25	 z.25 L.962 z.27
	Aut.	08.80	>			teeth 48	Front	 z.27 L.615 z.25
2.2 83/85 kW	Man. 5 Sp.	08.74	> 07.80			Front	 z.27 L.622 z.25	 z.25 L.915 z.27
	Man. 5 Sp.	08.80	> 06.84			Front	 z.27 L.636 z.25	 z.25 L.931 z.27
	Man. 4 Sp.	08.74	> 07.80			Front	 z.27 L.584 z.25	 z.25 L.948 z.27
	Man. 4 Sp.	08.80	> 06.84			Front	 z.27 L.605 z.25	 z.25 L.967 z.27

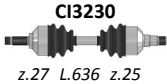
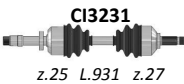
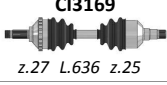
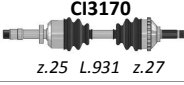
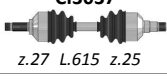
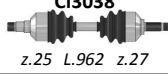
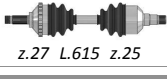
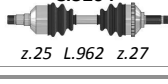
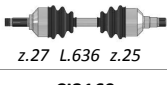
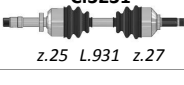


# CITROËN

## CX


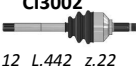
MODEL	GEARBOX	FROM	TO	CHASSIS	ABS	F/R	LEFT DRIVESHAFT	RIGHT DRIVESHAFT
2.4 84/96 kW	Man. 5 Sp.	08.74	> 07.80			Front	 z.27 L.622 z.25	 z.25 L.915 z.27
	Man. 5 Sp.	08.80	> 06.84			Front	 z.27 L.636 z.25	 z.25 L.931 z.27
	Man. 4 Sp.	08.74	> 07.80			Front	 z.27 L.584 z.25	 z.25 L.948 z.27
	Aut.	08.80	>			Front	 z.27 L.615 z.25	 z.25 L.962 z.27
	Aut.	08.80	>		teeth 48	Front	 z.27 L.615 z.25	 z.25 L.962 z.27
2.4 85/88 kW	Man. 4 Sp.	08.80	> 06.84			Front	 z.27 L.605 z.25	 z.25 L.967 z.27
2.5 89/100 kW	Man. 5 Sp.	08.80	> 06.84			Front	 z.27 L.636 z.25	 z.25 L.931 z.27
2.5 96/100 kW	Man. 5 Sp.	08.74	> 07.80			Front	 z.27 L.622 z.25	 z.25 L.915 z.27
	Man. 4 Sp.	08.74	> 07.80			Front	 z.27 L.584 z.25	 z.25 L.948 z.27
	Man. 4 Sp.	08.80	> 06.84			Front	 z.27 L.605 z.25	 z.25 L.967 z.27
2.5 D 55/70/88 kW	Man. 5 Sp.	08.74	> 07.80			Front	 z.27 L.622 z.25	 z.25 L.915 z.27
	Man. 5 Sp.	08.80	> 06.84			Front	 z.27 L.636 z.25	 z.25 L.931 z.27
	Man. 4 Sp.	08.74	> 07.80			Front	 z.27 L.584 z.25	 z.25 L.948 z.27
	Man. 4 Sp.	08.80	> 06.84			Front	 z.27 L.605 z.25	 z.25 L.967 z.27
2.5 T 115 kW	Aut.	08.83	>			Front	 z.27 L.615 z.25	 z.25 L.962 z.27
	Aut.	08.83	>		teeth 48	Front	 z.27 L.615 z.25	 z.25 L.962 z.27

# CITROËN


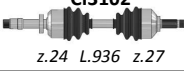

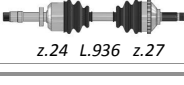

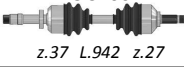
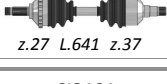
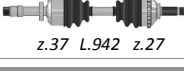


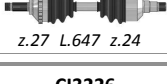
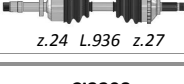
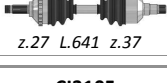
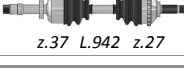




## CX

MODEL	GEARBOX	FROM	TO	CHASSIS	ABS	F/R	LEFT DRIVESHAFT	RIGHT DRIVESHAFT
2.5 TD 88 kW	Man.	08.83	>			Front	 z.27 L.636 z.25	 z.25 L.931 z.27
	Man.	08.83	>		teeth 48	Front	 z.27 L.636 z.25	 z.25 L.931 z.27
	Aut.	08.83	>			Front	 z.27 L.615 z.25	 z.25 L.962 z.27
	Aut.	08.83	>		teeth 48	Front	 z.27 L.615 z.25	 z.25 L.962 z.27
2.5 Turbo 115 kW	Man.	08.83	>			Front	 z.27 L.636 z.25	 z.25 L.931 z.27
	Man.	08.83	>		teeth 48	Front	 z.27 L.636 z.25	 z.25 L.931 z.27

## DYANE

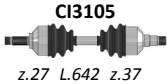
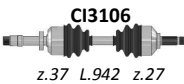

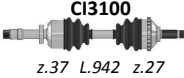
MODEL	GEARBOX	FROM	TO	CHASSIS	ABS	F/R	LEFT DRIVESHAFT	RIGHT DRIVESHAFT
Dyane 4/6 17/21 kW	Man.	06.68	>			Front	 z.22 L.442 z.12	 z.12 L.442 z.22

## EVASION (U6U)

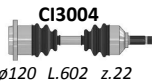

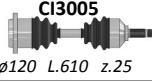
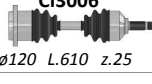
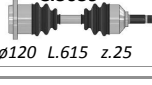




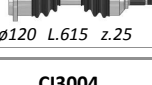




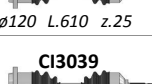
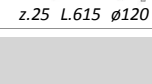
MODEL	GEARBOX	FROM	TO	CHASSIS	ABS	F/R	LEFT DRIVESHAFT	RIGHT DRIVESHAFT
1.8 74 kW	Man. BE3	07.96	> 07.02			Front	 z.27 L.647 z.24	 z.24 L.936 z.27
	Man. BE3	07.96	> 07.02		teeth 48	Front	 z.27 L.647 z.24	 z.24 L.936 z.27
1.9 TD 47 kW	Man. ME5K	01.94	> 07.02			Front	 z.27 L.642 z.37	 z.37 L.942 z.27
	Man. ME5K	01.94	> 07.02		teeth 48	Front	 z.27 L.641 z.37	 z.37 L.942 z.27
2.0 90/97/100 kW	Man. BE3	01.94	> 07.02			Front	 z.27 L.647 z.24	 z.24 L.936 z.27
	Man. BE3	01.94	> 07.02		teeth 48	Front	 z.27 L.647 z.24	 z.24 L.936 z.27
2.0 HDI 80 kW	Man.	08.99	> 07.02		teeth 48	Front	 z.27 L.641 z.37	 z.37 L.942 z.27
2.0 Turbo 108 kW	Man. ME5K	01.94	> 07.02			Front	 z.27 L.642 z.37	 z.37 L.942 z.27
	Man. ME5K	01.94	> 07.02		teeth 48	Front	 z.27 L.641 z.37	 z.37 L.942 z.27

# CITROËN


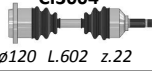




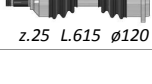
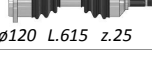
## EVASION (U6U)

MODEL	GEARBOX	FROM	TO	CHASSIS	ABS	F/R	LEFT DRIVESHAFT	RIGHT DRIVESHAFT
2.1 TD 80 kW	Man. ME5K	01.94 > 07.02				Front	 z.27 L.642 z.37	 z.37 L.942 z.27
	Man. ME5K	01.94 > 07.02			teeth 48	Front	 z.27 L.641 z.37	 z.37 L.942 z.27

## GS

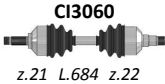
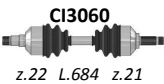
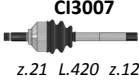
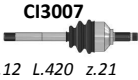
MODEL	GEARBOX	FROM	TO	CHASSIS	ABS	F/R	LEFT DRIVESHAFT	RIGHT DRIVESHAFT
1.0 40 kW	Man.	08.70 > 04.74				Front	 z.22 L.602 ø120	 ø120 L.602 z.22
	Man.	05.74 > 09.78				Front	 z.25 L.610 ø120	 ø120 L.610 z.25
	Man.	10.78 > 02.81				Front	 z.25 L.610 ø120	 ø120 L.610 z.25
	Man.	03.81 >				Front	 z.25 L.615 ø120	 ø120 L.615 z.25
1.1 42 kW	Man.	08.70 > 04.74				Front	 z.22 L.602 ø120	 ø120 L.602 z.22
	Man.	05.74 > 09.78				Front	 z.25 L.610 ø120	 ø120 L.610 z.25
	Man.	10.78 > 02.81				Front	 z.25 L.610 ø120	 ø120 L.610 z.25
	Man.	03.81 >				Front	 z.25 L.615 ø120	 ø120 L.615 z.25
1.2 43 kW	Man.	08.70 > 04.74				Front	 z.22 L.602 ø120	 ø120 L.602 z.22
	Man.	05.74 > 09.78				Front	 z.25 L.610 ø120	 ø120 L.610 z.25
	Man.	10.78 > 02.81				Front	 z.25 L.610 ø120	 ø120 L.610 z.25
	Man.	03.81 >				Front	 z.25 L.615 ø120	 ø120 L.615 z.25

## GSA

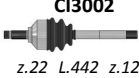
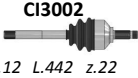
MODEL	GEARBOX	FROM	TO	CHASSIS	ABS	F/R	LEFT DRIVESHAFT	RIGHT DRIVESHAFT
1.3 48 kW	Man.	08.70 > 04.74				Front	 z.22 L.602 ø120	 ø120 L.602 z.22
	Man.	05.74 > 09.78				Front	 z.25 L.610 ø120	 ø120 L.610 z.25
	Man.	10.78 > 02.81				Front	 z.25 L.610 ø120	 ø120 L.610 z.25
	Man.	03.81 >				Front	 z.25 L.615 ø120	 ø120 L.615 z.25

# CITROËN

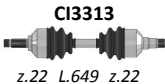
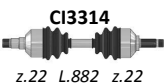
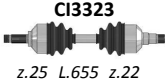

## LN / LNA

MODEL	GEARBOX	FROM	TO	CHASSIS	ABS	F/R	LEFT DRIVESHAFT	RIGHT DRIVESHAFT
1.1 37 kW	Man.	07.82	>			Front	 z.21 L.684 z.22	 z.22 L.684 z.21
602/652 24 kW	Man.	09.78	> 08.86			Front	 z.21 L.420 z.12	 z.12 L.420 z.21

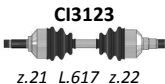

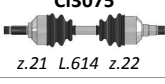
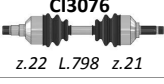
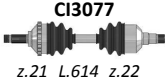
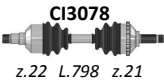


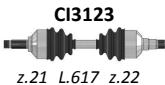
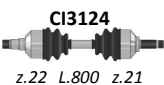

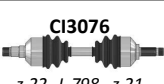




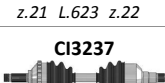
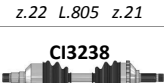
## MEHARI

MODEL	GEARBOX	FROM	TO	CHASSIS	ABS	F/R	LEFT DRIVESHAFT	RIGHT DRIVESHAFT
Mehari 0.6 19/21 kW	Man.	06.68	>			Front	 z.22 L.442 z.12	 z.12 L.442 z.22

## NEMO (AA\_)

MODEL	GEARBOX	FROM	TO	CHASSIS	ABS	F/R	LEFT DRIVESHAFT	RIGHT DRIVESHAFT
1.4 54 kW	Man.	02.08	>			Front	 z.22 L.649 z.22	 z.22 L.882 z.22
1.4 HDI 50 kW	Man.	02.08	>			Front	 z.25 L.655 z.22	 z.22 L.886 z.25





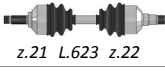
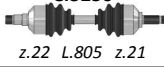
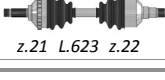
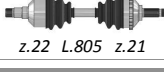






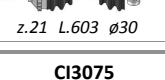
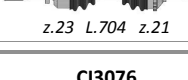
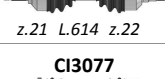


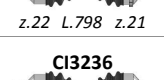
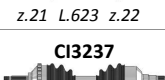
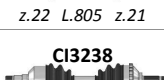

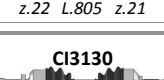








## SAXO (S0/S1)

MODEL	GEARBOX	FROM	TO	CHASSIS	ABS	F/R	LEFT DRIVESHAFT	RIGHT DRIVESHAFT
1.0 33/37 kW	Man. MA	05.96	>			Front	 z.21 L.617 z.22	 z.22 L.800 z.21
	Man. MA	05.96	> 01.99			Front	 z.21 L.614 z.22	 z.22 L.798 z.21
	Man. MA	05.96	> 01.99		teeth 48	Front	 z.21 L.614 z.22	 z.22 L.798 z.21
	Man. MA	01.99	>			Front	 z.21 L.623 z.22	 z.22 L.805 z.21
1.1 40/44 kW	Man. MA	05.96	>			Front	 z.21 L.617 z.22	 z.22 L.800 z.21
	Man. MA	05.96	> 01.99			Front	 z.21 L.614 z.22	 z.22 L.798 z.21
	Man. MA	05.96	> 01.99		teeth 48	Front	 z.21 L.614 z.22	 z.22 L.798 z.21
	Man. MA	01.99	>			Front	 z.21 L.623 z.22	 z.22 L.805 z.21
	Man. MA	01.99	>		teeth 48	Front	 z.21 L.623 z.22	 z.22 L.805 z.21



# CITROËN

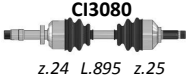



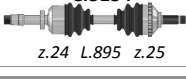
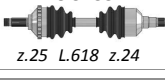
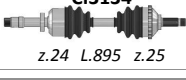
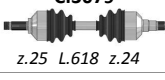
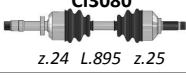
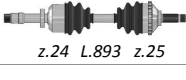
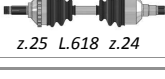





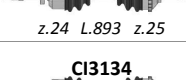
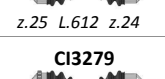
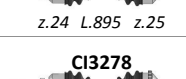

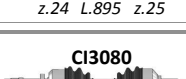

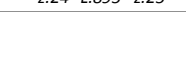
## SAXO (S0/S1)

MODEL	GEARBOX	FROM	TO	CHASSIS	ABS	F/R	LEFT DRIVESHAFT	RIGHT DRIVESHAFT
1.4 55 kW	Man. MA	05.96	> 01.99			Front	 z.21 L.614 z.22	 z.22 L.798 z.21
		note: 4 Fixing Wheel Holes						
	Man. MA	05.96	> 01.99		teeth 48	Front	 z.21 L.614 z.22	 z.22 L.798 z.21
		note: 4 Fixing Wheel Holes						
1.4 65/66 kW	Man. MA	01.99	>			Front	 z.21 L.623 z.22	 z.22 L.805 z.21
		note: 4 Fixing Wheel Holes						
	Man. MA	01.99	>		teeth 48	Front	 z.21 L.623 z.22	 z.22 L.805 z.21
		note: 4 Fixing Wheel Holes						
1.4 65/66 kW	Aut. MB3	02.96	> 01.99			Front	 z.21 L.593 ø30	 z.23 L.694 z.21
	Aut. MB3	02.96	> 01.99		teeth 48	Front	 z.21 L.593 ø30	 z.23 L.694 z.21
	Aut. MB3	01.99	>			Front	 z.21 L.603 ø30	 z.23 L.704 z.21
	Aut. MB3	01.99	>		teeth 48	Front	 z.21 L.603 ø30	 z.23 L.704 z.21
1.5 D 42/43 kW	Man. MA	05.96	> 01.99			Front	 z.21 L.614 z.22	 z.22 L.798 z.21
		note: 4 Fixing Wheel Holes						
	Man. MA	05.96	> 01.99		teeth 48	Front	 z.21 L.614 z.22	 z.22 L.798 z.21
		note: 4 Fixing Wheel Holes						
1.5 D 42/43 kW	Man. MA	01.99	>			Front	 z.21 L.623 z.22	 z.22 L.805 z.21
		note: 4 Fixing Wheel Holes						
	Man. MA	01.99	>		teeth 48	Front	 z.21 L.623 z.22	 z.22 L.805 z.21
		note: 4 Fixing Wheel Holes						
1.6 16V VTS 87 kW	Man. MA	05.96	> 01.99			Front	 z.21 L.609 z.22	 z.22 L.802 z.21
	Man. MA	05.96	> 01.99		teeth 48	Front	 z.21 L.609 z.22	 z.22 L.802 z.21
	Man. MA	01.99	>			Front	 z.21 L.618 z.22	 z.22 L.813 z.21
	Man. MA	01.99	>		teeth 48	Front	 z.21 L.618 z.22	 z.22 L.813 z.21




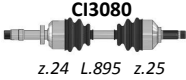

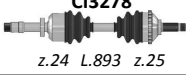

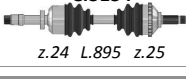
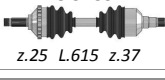

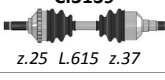
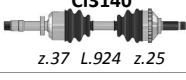


# CITROËN

## XANTIA (X1)

MODEL	GEARBOX	FROM	TO	CHASSIS	ABS	F/R	LEFT DRIVESHAFT	RIGHT DRIVESHAFT
1.6 i 65 kW	Man.	03.93	> 01.98			Front	 z.25 L.618 z.24	 z.24 L.895 z.25
	Man.	03.93	> 06.95		teeth 48	Front	 z.25 L.618 z.24	 z.24 L.893 z.25
	Man.	07.95	> 01.98		teeth 48	Front	 z.25 L.618 z.24	 z.24 L.895 z.25
		note: ABS $\varnothing$ 90 mm.						
		note: ABS $\varnothing$ 99 mm.						
1.8 16v 81 kW	Man.	07.95	> 01.98		teeth 48	Front	 z.25 L.618 z.24	 z.24 L.895 z.25
1.8 i 66/74 kW	Man.	03.93	> 01.98			Front	 z.25 L.618 z.24	 z.24 L.895 z.25
	Man.	03.93	> 06.95		teeth 48	Front	 z.25 L.618 z.24	 z.24 L.893 z.25
	Man.	07.95	> 01.98		teeth 48	Front	 z.25 L.618 z.24	 z.24 L.895 z.25
		note: ABS $\varnothing$ 90 mm.						
		note: ABS $\varnothing$ 99 mm.						
1.9 D 50/51 kW	Man.	06.94	> 01.98			Front	 z.25 L.618 z.24	 z.24 L.895 z.25
	Man.	06.94	> 06.95		teeth 48	Front	 z.25 L.618 z.24	 z.24 L.893 z.25
	Man.	07.95	> 01.98		teeth 48	Front	 z.25 L.618 z.24	 z.24 L.895 z.25
		note: ABS $\varnothing$ 90 mm.						
		note: ABS $\varnothing$ 99 mm.						
1.9 SD 55 kW	Man.	06.94	> 01.98			Front	 z.25 L.618 z.24	 z.24 L.895 z.25
	Man.	06.94	> 06.95		teeth 48	Front	 z.25 L.618 z.24	 z.24 L.893 z.25
	Man.	07.95	> 01.98		teeth 48	Front	 z.25 L.618 z.24	 z.24 L.895 z.25
		note: ABS $\varnothing$ 90 mm.						
		note: ABS $\varnothing$ 99 mm.						
1.9 TD 66 kW	Man.	10.94	> 01.98			Front	 z.25 L.612 z.24	 z.24 L.895 z.25
	Man.	10.94	> 06.95		teeth 48	Front	 z.25 L.612 z.24	 z.24 L.893 z.25
	Man.	07.95	> 01.98		teeth 48	Front	 z.25 L.612 z.24	 z.24 L.895 z.25
		note: ABS $\varnothing$ 90 mm.						
		note: ABS $\varnothing$ 99 mm.						
2.0 16v 110/112 kW	Man.	03.93	> 01.98			Front	 z.25 L.612 z.24	 z.24 L.895 z.25
	Man.	03.93	> 06.95		teeth 48	Front	 z.25 L.612 z.24	 z.24 L.893 z.25
	Man.	07.95	> 01.98		teeth 48	Front	 z.25 L.612 z.24	 z.24 L.895 z.25
		note: ABS $\varnothing$ 90 mm.						
		note: ABS $\varnothing$ 99 mm.						

# CITROËN

## XANTIA (X1)


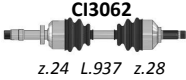

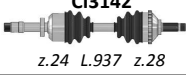


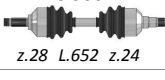
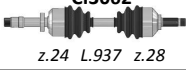

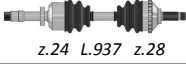






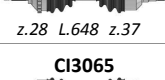

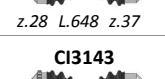


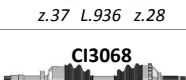

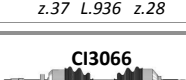





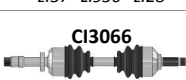






MODEL	GEARBOX	FROM	TO	CHASSIS	ABS	F/R	LEFT DRIVESHAFT	RIGHT DRIVESHAFT
2.0 i 89/97 kW	Man.	03.93	> 01.98			Front	 z.25 L.612 z.24	 z.24 L.895 z.25
	Man.	03.93	> 06.95		teeth 48	Front	 z.25 L.612 z.24	 z.24 L.893 z.25
	Man.	07.95	> 01.98		teeth 48	Front	 z.25 L.612 z.24	 z.24 L.895 z.25
		note: ABS $\varnothing$ 90 mm.						
		note: ABS $\varnothing$ 99 mm.						
2.0 T 108 kW	Man.	07.95	> 01.98		teeth 48	Front	 z.25 L.615 z.37	 z.37 L.924 z.25
			note: ABS $\varnothing$ 99 mm.					
2.1 TD 80 kW	Man.	07.95	> 01.98		teeth 48	Front	 z.25 L.615 z.37	 z.37 L.924 z.25
			note: ABS $\varnothing$ 99 mm.					
3.0 24v 140 kW	Man.	01.97	> 01.98		teeth 48	Front	 z.25 L.615 z.37	 z.37 L.924 z.25
			note: ABS $\varnothing$ 99 mm.					

## XANTIA (X2)

MODEL	GEARBOX	FROM	TO	CHASSIS	ABS	F/R	LEFT DRIVESHAFT	RIGHT DRIVESHAFT
1.8 16v 81 kW	Man.	01.98	> 04.03		teeth 48	Front	 z.25 L.618 z.24	 z.24 L.895 z.25
			note: ABS $\varnothing$ 99 mm.					
1.8 i 66 kW	Man.	01.98	> 04.03		teeth 48	Front	 z.25 L.618 z.24	 z.24 L.895 z.25
			note: ABS $\varnothing$ 99 mm.					
1.9 SD 55 kW	Man.	01.98	> 04.03		teeth 48	Front	 z.25 L.612 z.24	 z.24 L.895 z.25
			note: ABS $\varnothing$ 99 mm.					
1.9 TD 66 kW	Man.	01.98	> 04.03		teeth 48	Front	 z.25 L.612 z.24	 z.24 L.895 z.25
			note: ABS $\varnothing$ 99 mm.					
2.0 HDI 66 kW	Man.	01.98	> 04.03		teeth 48	Front	 z.25 L.612 z.24	 z.24 L.895 z.25
			note: ABS $\varnothing$ 99 mm.					
2.0 HDI 80 kW	Man.	01.98	> 04.03		teeth 48	Front	 z.25 L.615 z.37	 z.37 L.924 z.25
			note: ABS $\varnothing$ 99 mm.					
2.0 i 89/97 kW	Man.	01.98	> 04.03		teeth 48	Front	 z.25 L.612 z.24	 z.24 L.895 z.25
			note: ABS $\varnothing$ 99 mm.					
2.0 T 108 kW	Man.	01.98	> 04.03		teeth 48	Front	 z.25 L.615 z.37	 z.37 L.924 z.25
			note: ABS $\varnothing$ 99 mm.					
2.1 TD 80 kW	Man.	01.98	> 02.99		teeth 48	Front	 z.25 L.615 z.37	 z.37 L.924 z.25
			note: ABS $\varnothing$ 99 mm.					
3.0 24v 140 kW	Man.	01.98	> 04.03		teeth 48	Front	 z.25 L.615 z.37	 z.37 L.924 z.25
			note: ABS $\varnothing$ 99 mm.					


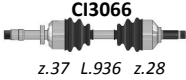

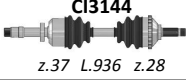
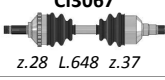
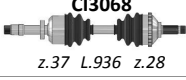
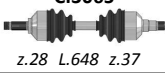
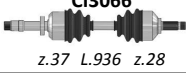




# CITROËN

## XM (Y3)

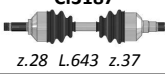
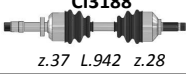

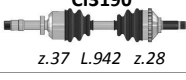
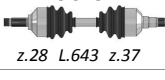
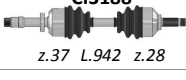
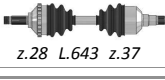
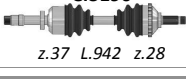
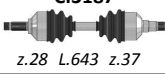
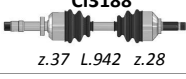

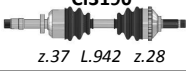
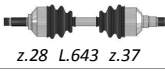
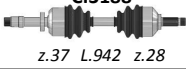
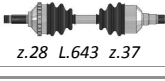
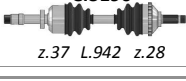
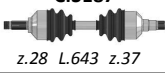

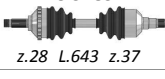
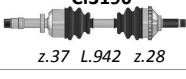
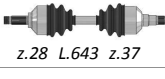
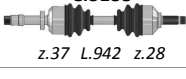

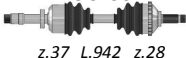
MODEL	GEARBOX	FROM	TO	CHASSIS	ABS	F/R	LEFT DRIVESHAFT	RIGHT DRIVESHAFT
2.0 79/84 kW	Man. BE3/5	05.89	>			Front	 z.28 L.652 z.24	 z.24 L.937 z.28
	Man. BE3/5	05.89	>		teeth 29	Front	 z.28 L.652 z.24	 z.24 L.937 z.28
	Man. BE3/5	05.89	>		teeth 48	Front	 z.28 L.652 z.24	 z.24 L.937 z.28
2.1 D 60 kW	Man. BE3/5	05.89	>			Front	 z.28 L.652 z.24	 z.24 L.937 z.28
	Man. BE3/5	05.89	>		teeth 29	Front	 z.28 L.652 z.24	 z.24 L.937 z.28
	Man. BE3/5	05.89	>		teeth 48	Front	 z.28 L.652 z.24	 z.24 L.937 z.28
2.1 TD 60 kW	Man. MEST	05.89	>	06.94		Front	 z.28 L.648 z.37	 z.37 L.936 z.28
	Man. MEST	05.89	>	06.94	teeth 29	Front	 z.28 L.648 z.37	 z.37 L.936 z.28
	Man. MEST	05.89	>	06.94	teeth 48	Front	 z.28 L.648 z.37	 z.37 L.936 z.28
	Aut. 4HP18	05.89	>	06.94		Front	 z.28 L.648 z.37	 z.37 L.936 z.28
	Aut. 4HP18	05.89	>	06.94	teeth 29	Front	 z.28 L.648 z.37	 z.37 L.936 z.28
	Aut. 4HP18	05.89	>	06.94	teeth 48	Front	 z.28 L.648 z.37	 z.37 L.936 z.28
3.0 V6 123/125 kW	Man. MEST	05.89	>	06.94		Front	 z.28 L.648 z.37	 z.37 L.936 z.28
	Man. MEST	05.89	>	06.94	teeth 29	Front	 z.28 L.648 z.37	 z.37 L.936 z.28
	Man. MEST	05.89	>	06.94	teeth 48	Front	 z.28 L.648 z.37	 z.37 L.936 z.28
	Aut. 4HP18	05.89	>	06.94		Front	 z.28 L.648 z.37	 z.37 L.936 z.28
	Aut. 4HP18	05.89	>	06.94	teeth 29	Front	 z.28 L.648 z.37	 z.37 L.936 z.28
	Aut. 4HP18	05.89	>	06.94	teeth 48	Front	 z.28 L.648 z.37	 z.37 L.936 z.28

# CITROËN

## XM (Y3)

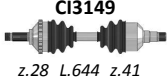
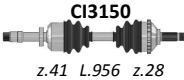

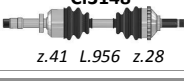
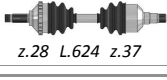
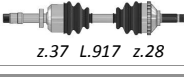




MODEL	GEARBOX	FROM	TO	CHASSIS	ABS	F/R	LEFT DRIVESHAFT	RIGHT DRIVESHAFT
3.0 V6 24V 147 kW	Man. ME5T	05.89	> 06.94			Front	 z.28 L.648 z.37	 z.37 L.936 z.28
	Man. ME5T	05.89	> 06.94		teeth 29	Front	 z.28 L.648 z.37	 z.37 L.936 z.28
	Man. ME5T	05.89	> 06.94		teeth 48	Front	 z.28 L.648 z.37	 z.37 L.936 z.28
	Aut. 4HP18	05.89	> 06.94			Front	 z.28 L.648 z.37	 z.37 L.936 z.28
	Aut. 4HP18	05.89	> 06.94		teeth 29	Front	 z.28 L.648 z.37	 z.37 L.936 z.28
	Aut. 4HP18	05.89	> 06.94		teeth 48	Front	 z.28 L.648 z.37	 z.37 L.936 z.28

## XM (Y4)

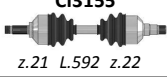
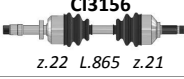
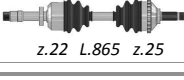
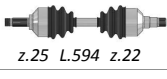
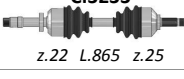
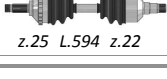






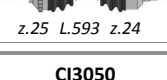



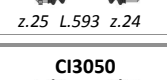
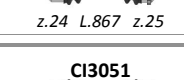
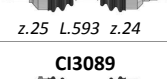

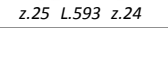
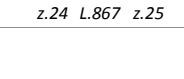
MODEL	GEARBOX	FROM	TO	CHASSIS	ABS	F/R	LEFT DRIVESHAFT	RIGHT DRIVESHAFT
2.0 i 16V 97 kW	Man. ME5T	07.94	>			Front	 z.28 L.643 z.37	 z.37 L.942 z.28
	Man. ME5T	07.94	>		teeth 48	Front	 z.28 L.643 z.37	 z.37 L.942 z.28
	Aut. 4HP18	07.94	>			Front	 z.28 L.643 z.37	 z.37 L.942 z.28
	Aut. 4HP18	07.94	>		teeth 48	Front	 z.28 L.643 z.37	 z.37 L.942 z.28
2.0 i Turbo 108 kW	Man. ME5T	07.94	>			Front	 z.28 L.643 z.37	 z.37 L.942 z.28
	Man. ME5T	07.94	>		teeth 48	Front	 z.28 L.643 z.37	 z.37 L.942 z.28
	Aut. 4HP18	07.94	>			Front	 z.28 L.643 z.37	 z.37 L.942 z.28
	Aut. 4HP18	07.94	>		teeth 48	Front	 z.28 L.643 z.37	 z.37 L.942 z.28
2.1 TD 80 kW	Man. ME5T	07.94	>			Front	 z.28 L.643 z.37	 z.37 L.942 z.28
	Man. ME5T	07.94	>		teeth 48	Front	 z.28 L.643 z.37	 z.37 L.942 z.28
	Aut. 4HP18	07.94	>			Front	 z.28 L.643 z.37	 z.37 L.942 z.28
	Aut. 4HP18	07.94	>		teeth 48	Front	 z.28 L.643 z.37	 z.37 L.942 z.28

# CITROËN

## XM (Y4)

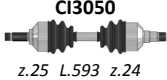
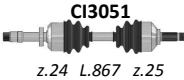

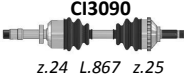
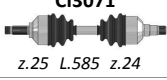
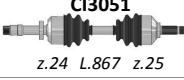
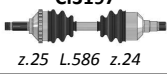
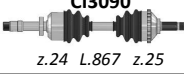

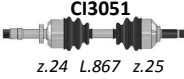
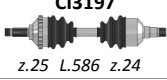
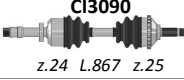

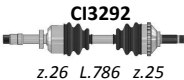



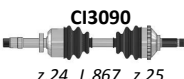
MODEL	GEARBOX	FROM	TO	CHASSIS	ABS	F/R	LEFT DRIVESHAFT	RIGHT DRIVESHAFT
2.5 TD 95 kW	Man. MG5T	07.94	>		teeth 29	Front	 z.28 L.644 z.41	 z.41 L.956 z.28
	Man. MG5T	07.94	>		teeth 48	Front	 z.28 L.644 z.41	 z.41 L.956 z.28
3.0 V6 140 kW	Aut. 4HP20	04.97	> 10.00		teeth 48	Front	 z.28 L.624 z.37	 z.37 L.917 z.28
3.0 V6 147 kW	Man. MG5T	07.94	>		teeth 29	Front	 z.28 L.644 z.41	 z.41 L.956 z.28
	Man. MG5T	07.94	>		teeth 48	Front	 z.28 L.644 z.41	 z.41 L.956 z.28

## XSARA (N1)

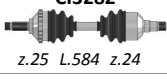
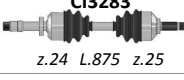

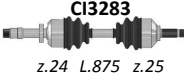
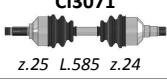
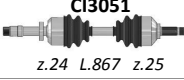


MODEL	GEARBOX	FROM	TO	CHASSIS	ABS	F/R	LEFT DRIVESHAFT	RIGHT DRIVESHAFT
1.4 55 kW	Man. MA	03.97	> 03.98			Front	 z.21 L.592 z.22	 z.22 L.865 z.21
	Man. MA	03.97	>		teeth 29	Front	 z.25 L.594 z.22	 z.22 L.865 z.25
1.6 65/66 kW	Man. MA	03.97	>			Front	 z.25 L.594 z.22	 z.22 L.865 z.25
	Man. MA	03.97	>		teeth 29	Front	 z.25 L.594 z.22	 z.22 L.865 z.25
1.8 81/85 kW	Man. BE3	07.97	>			Front	 z.25 L.593 z.24	 z.24 L.867 z.25
	Man. BE3	07.97	>		teeth 29	Front	 z.25 L.593 z.24	 z.24 L.867 z.25
1.8 D 43/44 kW	Man. BE3	07.97	>			Front	 z.25 L.593 z.24	 z.24 L.867 z.25
	Man. BE3	07.97	>		teeth 29	Front	 z.25 L.593 z.24	 z.24 L.867 z.25
1.8 i 74 kW	Aut. 4HP14	07.97	>			Front	 z.25 L.593 z.24	 z.24 L.867 z.25
	Aut. 4HP14	07.97	>		teeth 29	Front	 z.25 L.593 z.24	 z.24 L.867 z.25
1.9 D 50/51 kW	Man. BE3	07.97	>			Front	 z.25 L.593 z.24	 z.24 L.867 z.25
	Man. BE3	07.97	>		teeth 29	Front	 z.25 L.593 z.24	 z.24 L.867 z.25

# CITROËN

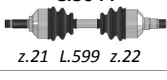

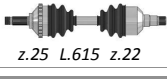


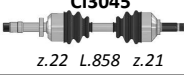


## XSARA (N1)

MODEL	GEARBOX	FROM	TO	CHASSIS	ABS	F/R	LEFT DRIVESHAFT	RIGHT DRIVESHAFT
1.9 SD 55 kW	Man. BE3	07.97	>			Front	 z.25 L.593 z.24	 z.24 L.867 z.25
	Man. BE3	07.97	>		teeth 29	Front	 z.25 L.593 z.24	 z.24 L.867 z.25
1.9 TD 66 kW	Man. BE3	07.97	>			Front	 z.25 L.585 z.24	 z.24 L.867 z.25
	Man. BE3	07.97	>		teeth 29	Front	 z.25 L.586 z.24	 z.24 L.867 z.25
2.0 HDI 66 kW	Man. BE3	07.97	>			Front	 z.25 L.585 z.24	 z.24 L.867 z.25
	Man. BE3	07.97	>		teeth 29	Front	 z.25 L.586 z.24	 z.24 L.867 z.25
2.0 HDI 80 kW	Aut.	05.01	>		teeth 29	Front	 z.25 L.575 z.26	 z.26 L.786 z.25
2.0 i 16V 97/120 kW	Man. BE3	07.97	>			Front	 z.25 L.585 z.24	 z.24 L.867 z.25
	Man. BE3	07.97	>		teeth 29	Front	 z.25 L.586 z.24	 z.24 L.867 z.25

## XSARA PICASSO (N68)

MODEL	GEARBOX	FROM	TO	CHASSIS	ABS	F/R	LEFT DRIVESHAFT	RIGHT DRIVESHAFT
1.6 HDI 80 kW	Man. BE4	05.04	>		teeth 48	Front	 z.25 L.584 z.24	 z.24 L.875 z.25
2.0 HDI 66 kW	Man. BE4	12.99	>		teeth 48	Front	 z.25 L.584 z.24	 z.24 L.875 z.25
	Man.	12.99	>			Front	 z.25 L.585 z.24	 z.24 L.867 z.25
	Man.	12.99	>		teeth 29	Front	 z.25 L.586 z.24	 z.24 L.867 z.25


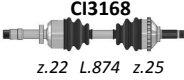
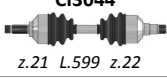
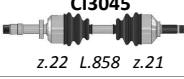
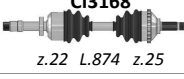
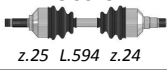
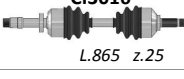

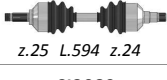
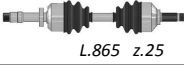




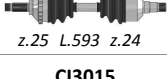






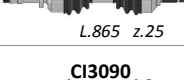
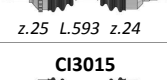



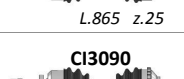

## ZX/ZX BREAK (N2)

MODEL	GEARBOX	FROM	TO	CHASSIS	ABS	F/R	LEFT DRIVESHAFT	RIGHT DRIVESHAFT
1.1 40/44 kW	Man. MA	03.91	> 06.97			Front	 z.21 L.599 z.22	 z.22 L.858 z.21
	Man. MA	03.91	> 06.97		teeth 29	Front	 z.25 L.615 z.22	 z.22 L.874 z.25
1.4 55 kW	Man. MA	03.91	> 06.97			Front	 z.21 L.599 z.22	 z.22 L.858 z.21
	Man. MA	03.91	> 06.97		teeth 29	Front	 z.25 L.615 z.22	 z.22 L.874 z.25



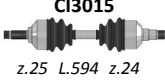
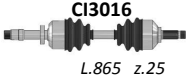
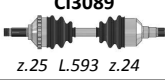
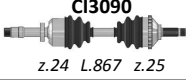
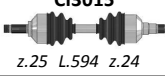
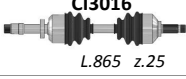
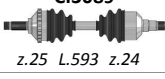
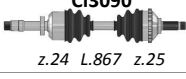

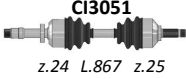
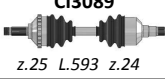
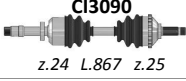

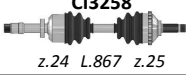
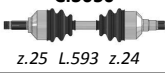
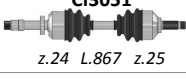
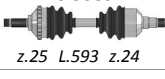

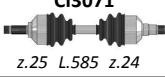
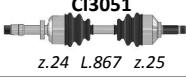

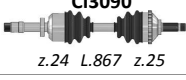

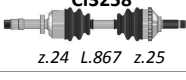
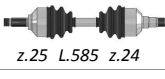

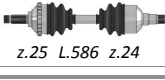
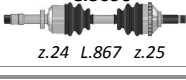
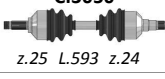
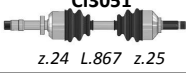

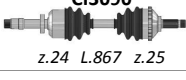
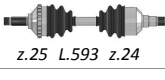
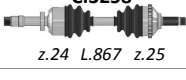
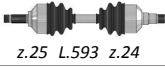
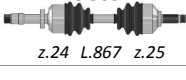


# CITROËN

## ZX/ZX BREAK (N2)

MODEL	GEARBOX	FROM	TO	CHASSIS	ABS	F/R	LEFT DRIVESHAFT	RIGHT DRIVESHAFT
1.4 D	Man. MA	03.91	> 06.97			Front	 z.21 L.599 z.22	 z.22 L.858 z.21
	Man. MA	03.91	> 06.97		teeth 29	Front	 z.25 L.615 z.22	 z.22 L.874 z.25
1.5 D	Man. MA	03.91	> 06.97			Front	 z.21 L.599 z.22	 z.22 L.858 z.21
	Man. MA	03.91	> 06.97		teeth 29	Front	 z.25 L.615 z.22	 z.22 L.874 z.25
1.6 i 65 kW	Man. BE3	03.91	> 06.97			Front	 z.25 L.594 z.24	 L.865 z.25
	Man. BE3	03.91	> 06.97		teeth 29	Front	 z.25 L.593 z.24	 z.24 L.867 z.25
	Aut. 4HP14	03.91	> 06.97			Front	 z.25 L.594 z.24	 L.865 z.25
	Aut. 4HP14	03.91	> 06.97		teeth 29	Front	 z.25 L.593 z.24	 z.24 L.867 z.25
1.8 D 43/44 kW	Man. BE3	06.93	> 06.97			Front	 z.25 L.594 z.24	 L.865 z.25
	Man. BE3	06.93	> 06.97		teeth 29	Front	 z.25 L.593 z.24	 z.24 L.867 z.25
	Aut. 4HP14	06.93	> 06.97			Front	 z.25 L.594 z.24	 L.865 z.25
	Aut. 4HP14	06.93	> 06.97		teeth 29	Front	 z.25 L.593 z.24	 z.24 L.867 z.25
1.8 i 74 kW	Man. BE3	07.92	> 06.97			Front	 z.25 L.594 z.24	 L.865 z.25
	Man. BE3	07.92	> 06.97		teeth 29	Front	 z.25 L.593 z.24	 z.24 L.867 z.25
	Aut. 4HP14	07.92	> 06.97			Front	 z.25 L.594 z.24	 L.865 z.25
	Aut. 4HP14	07.92	> 06.97		teeth 29	Front	 z.25 L.593 z.24	 z.24 L.867 z.25
1.8 i 16V 81 kW	Man. BE3	01.96	> 06.97			Front	 z.25 L.594 z.24	 L.865 z.25
	Man. BE3	01.96	> 06.97		teeth 29	Front	 z.25 L.593 z.24	 z.24 L.867 z.25









# CITROËN

## ZX/ZX BREAK (N2)

MODEL	GEARBOX	FROM	TO	CHASSIS	ABS	F/R	LEFT DRIVESHAFT	RIGHT DRIVESHAFT
1.9 D 47/51 kW	Man. BE3	03.91	> 06.97			Front	 z.25 L.594 z.24	 L.865 z.25
	Man. BE3	03.91	> 06.97		teeth 29	Front	 z.25 L.593 z.24	 z.24 L.867 z.25
	Aut. 4HP14	03.91	> 06.97			Front	 z.25 L.594 z.24	 L.865 z.25
	Aut. 4HP14	03.91	> 06.97		teeth 29	Front	 z.25 L.593 z.24	 z.24 L.867 z.25
1.9 i 88 kW	Man. BE3	03.91	> 06.97			Front	 z.25 L.593 z.24	 z.24 L.867 z.25
	Man. BE3	03.91	> 06.97		teeth 29	Front	 z.25 L.593 z.24	 z.24 L.867 z.25
	Man. BE3	03.91	> 06.97		teeth 48	Front	 z.25 L.593 z.24	 z.24 L.867 z.25
	Aut. 4HP14	07.92	> 06.97			Front	 z.25 L.593 z.24	 z.24 L.867 z.25
	Aut. 4HP14	07.92	> 06.97		teeth 29	Front	 z.25 L.593 z.24	 z.24 L.867 z.25
1.9 TD 47 kW	Man. BE3	07.92	> 06.97			Front	 z.25 L.585 z.24	 z.24 L.867 z.25
	Man. BE3	07.92	> 06.97		teeth 29	Front	 z.25 L.586 z.24	 z.24 L.867 z.25
	Man. BE3	07.92	> 06.97		teeth 48	Front	 z.25 L.586 z.24	 z.24 L.867 z.25
	Aut. 4HP14	07.92	> 06.97			Front	 z.25 L.585 z.24	 z.24 L.867 z.25
	Aut. 4HP14	07.92	> 06.97		teeth 29	Front	 z.25 L.586 z.24	 z.24 L.867 z.25
2.0 i 89/90 kW	Man. BE3	07.92	> 06.97			Front	 z.25 L.593 z.24	 z.24 L.867 z.25
	Man. BE3	07.92	> 06.97		teeth 29	Front	 z.25 L.593 z.24	 z.24 L.867 z.25
	Man. BE3	07.92	> 06.97		teeth 48	Front	 z.25 L.593 z.24	 z.24 L.867 z.25
	Aut. 4HP14	09.92	> 06.97			Front	 z.25 L.593 z.24	 z.24 L.867 z.25
	Aut. 4HP14	09.92	> 06.97		teeth 29	Front	 z.25 L.593 z.24	 z.24 L.867 z.25

# CITROËN

## ZX/ZX BREAK (N2)



MODEL	GEARBOX	FROM	TO	CHASSIS	ABS	F/R	LEFT DRIVESHAFT	RIGHT DRIVESHAFT
2.0 i 16V 110/112 kW	Man. BE3	07.92	> 06.97			Front	 <p><b>CI3071</b> z.25 L.585 z.24</p>	 <p><b>CI3051</b> z.24 L.867 z.25</p>
	Man. BE3	07.92	> 06.97		teeth 29	Front	 <p><b>CI3197</b> z.25 L.586 z.24</p>	 <p><b>CI3090</b> z.24 L.867 z.25</p>
	Aut. 4HP14	07.92	> 06.97			Front	 <p><b>CI3071</b> z.25 L.585 z.24</p>	 <p><b>CI3051</b> z.24 L.867 z.25</p>
	Aut. 4HP14	07.92	> 06.97		teeth 29	Front	 <p><b>CI3197</b> z.25 L.586 z.24</p>	 <p><b>CI3090</b> z.24 L.867 z.25</p>

# CITROËN LCV

## BERLINGO I (MF\_)


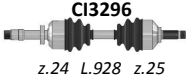
MODEL	GEARBOX	FROM	TO	CHASSIS	ABS	F/R	LEFT DRIVESHAFT	RIGHT DRIVESHAFT
1.1 40/44 kW	Man. MA	07.96	>			Front	 z.25 L.594 z.22	 z.22 L.865 z.25
	Man. MA	07.96	>		teeth 29	Front	 z.25 L.594 z.22	 z.22 L.865 z.25
1.4 55 kW	Man. MA	07.96	>			Front	 z.25 L.594 z.22	 z.22 L.865 z.25
	Man. MA	07.96	>		teeth 29	Front	 z.25 L.594 z.22	 z.22 L.865 z.25
1.6 16v 80 kW	Man. BE4	10.00	>		teeth 48	Front	 z.25 L.584 z.24	 z.24 L.875 z.25
1.6 HDI 55/66/80 kW	Man. BE4	07.05	>		teeth 48	Front	 z.25 L.584 z.24	 z.24 L.875 z.25
1.8 66 kW	Man. BE3/4/5	06.96	>			Front	 z.25 L.596 z.24	 z.24 L.876 z.25
	Man. BE3/4/5	06.96	>		teeth 29	Front	 z.25 L.596 z.24	 z.24 L.876 z.25
	Man. BE3/4/5	10.04	>		Active Sensor ABS	Front	 z.25 L.591 z.24	 z.24 L.872 z.25
1.8 D 43/44 kW	Man. BE3/4/5	06.96	>			Front	 z.25 L.596 z.24	 z.24 L.876 z.25
	Man. BE3/4/5	06.96	>		teeth 29	Front	 z.25 L.596 z.24	 z.24 L.876 z.25
1.9 D 47/48/51 kW	Man. BE3/4/5	06.96	>		teeth 29	Front	 z.25 L.596 z.24	 z.24 L.876 z.25
1.9 D 47/48 kW	Man. BE3/4/5	06.96	>			Front	 z.25 L.596 z.24	 z.24 L.876 z.25
1.9 D 51 kW	Man. BE3/4/5	10.04	>		Active Sensor ABS	Front	 z.25 L.591 z.24	 z.24 L.872 z.25
2.0 HDI 66 kW	Man. BE4	12.99	>		teeth 48	Front	 z.25 L.584 z.24	 z.24 L.875 z.25
	Man. BE3/4/5	12.99	>			Front	 z.25 L.589 z.24	 z.24 L.876 z.25
	Man. BE3/4/5	12.99	>		teeth 29	Front	 z.25 L.589 z.24	 z.24 L.876 z.25

## BERLINGO II


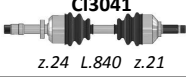
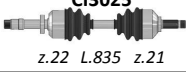
MODEL	GEARBOX	FROM	TO	CHASSIS	ABS	F/R	LEFT DRIVESHAFT	RIGHT DRIVESHAFT
1.6 66/80 kW	Man. BE4	04.08	>			Front	 z.25 L.625 z.24	 z.24 L.928 z.25

# CITROËN LCV


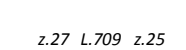
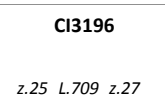
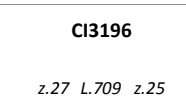
## BERLINGO II

MODEL	GEARBOX	FROM	TO	CHASSIS	ABS	F/R	LEFT DRIVESHAFT	RIGHT DRIVESHAFT
1.6 HDI 66/80 kW	Man. BE4	04.08	>			Front	 z.25 L.625 z.24	 z.24 L.928 z.25





## C15 (VD-\_)

MODEL	GEARBOX	FROM	TO	CHASSIS	ABS	F/R	LEFT DRIVESHAFT	RIGHT DRIVESHAFT
1.0 33 kW	Man. MA	07.87	>			Front	 z.21 L.575 z.22	 z.22 L.835 z.21
	Man. BH3	10.84	> 06.87			Front	 z.21 L.684 z.22	 z.22 L.684 z.21
	note: Eng. Talbot							
1.1 35/44 kW	Man. MA	07.87	>			Front	 z.21 L.575 z.22	 z.22 L.835 z.21
	Man. BH3	10.84	> 06.87			Front	 z.21 L.684 z.22	 z.22 L.684 z.21
	note: Eng. Talbot							
1.1 35 kW	Man. BE1	07.87	>			Front	 z.21 L.564 z.24	 z.24 L.840 z.21
	note: Eng. Talbot							
1.3	Man. BH3	10.84	> 06.87			Front	 z.21 L.684 z.22	 z.22 L.684 z.21
	note: Eng. Talbot							
	Man. BE1	07.87	>			Front	 z.21 L.564 z.24	 z.24 L.840 z.21
	note: Eng. Talbot							
1.4 44 kW	Man. BH3	10.84	> 06.87			Front	 z.21 L.684 z.22	 z.22 L.684 z.21
	note: Eng. Talbot							
	Man. BE1	10.84	>			Front	 z.21 L.564 z.24	 z.24 L.840 z.21
	note: Eng. Talbot							
1.4 49 kW	Man. MA	07.87	> 12.96			Front	 z.21 L.575 z.22	 z.22 L.835 z.21
1.8 D 43/44 kW	Man. BE1	10.84	> 02.89	> 6749		Front	 z.21 L.564 z.24	 z.24 L.840 z.21
	note: Eng. Talbot							
	Man. BE1	02.89	> 12.97	6750 >		Front	 z.21 L.564 z.24	 z.24 L.840 z.21

### Dangel D 4X4





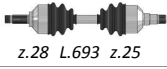








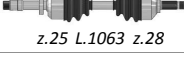


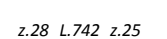

43/44 kW	Man.	>				Rear	 z.25 L.709 z.27	 z.27 L.709 z.25
	Man.	>			teeth 90	Rear	 z.25 L.709 z.27	 z.27 L.709 z.25

## C25



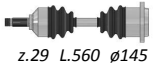

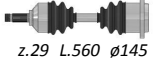

MODEL	GEARBOX	FROM	TO	CHASSIS	ABS	F/R	LEFT DRIVESHAFT	RIGHT DRIVESHAFT
1.8 49/51 kW	Man.	09.81	> 07.87			Front	 z.28 L.693 z.25	 z.25 L.1063 z.28
	Man.	08.87	>			Front	 z.28 L.702 z.25	 z.25 L.1070 z.28

# CITROËN LCV









## C25

MODEL	GEARBOX	FROM	TO	CHASSIS	ABS	F/R	LEFT DRIVESHAFT	RIGHT DRIVESHAFT
1.9 D 50/51 kW	Man.	09.81	> 07.87			Front	 z.28 L.693 z.25	 z.25 L.1064 z.28
	Man.	08.87	>			Front	 z.28 L.702 z.25	 z.25 L.1069 z.28
2.0 58 kW	Man.	09.81	> 07.87			Front	 z.28 L.693 z.25	 z.25 L.1063 z.28
	Man.	08.87	>			Front	 z.28 L.702 z.25	 z.25 L.1070 z.28
2.5 D 54/55 kW	Man.	09.81	> 07.87			Front	 z.28 L.693 z.25	 z.25 L.1063 z.28
	Man.	08.87	>			Front	 z.28 L.702 z.25	 z.25 L.1070 z.28
2.5 TD 70 kW	Man.	09.81	> 07.87			Front	 z.28 L.693 z.25	 z.25 L.1063 z.28
	Man.	08.87	>			Front	 z.28 L.702 z.25	 z.25 L.1070 z.28
Extra Europe	Man.	05.81	> 03.94			Front	 z.28 L.742 z.25	 z.25 L.1110 z.28

## C32/C35


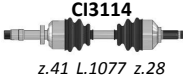
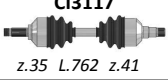

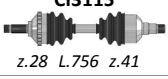

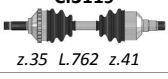



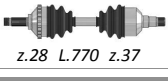

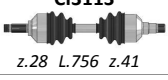

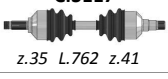

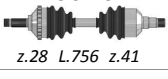

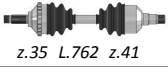

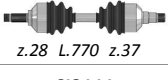
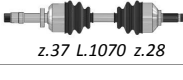


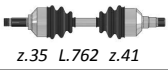
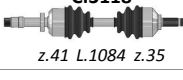
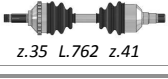

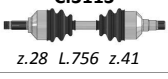



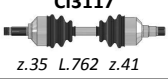
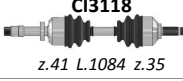


MODEL	GEARBOX	FROM	TO	CHASSIS	ABS	F/R	LEFT DRIVESHAFT	RIGHT DRIVESHAFT
2.0 65 kW	Man.	11.73	> 01.94			Front	 z.29 L.560 ø145	 ø145 L.560 z.29
2.2 D 45 kW	Man.	11.73	> 01.80			Front	 z.29 L.560 ø145	 ø145 L.560 z.29
2.5 D 51 kW	Man.	02.80	> 01.94			Front	 z.29 L.560 ø145	 ø145 L.560 z.29

## JUMPER I (230\_)

MODEL	GEARBOX	FROM	TO	CHASSIS	ABS	F/R	LEFT DRIVESHAFT	RIGHT DRIVESHAFT
1.9 D 51 kW	Man. ME5	02.94	> 03.02			Front	 z.28 L.770 z.37	 z.37 L.1070 z.28
	note: Capacity 10/14 q							
1.9 TD 51 kW	Man. ME5	02.94	> 03.02		teeth 54	Front	 z.28 L.770 z.37	 z.37 L.1070 z.28
	note: Capacity 10/14 q							
1.9 TD 51 kW	Man. ME5	02.94	> 03.02			Front	 z.28 L.770 z.37	 z.37 L.1070 z.28
	note: Capacity 10/14 q							
1.9 TD 51 kW	Man. ME5	02.94	> 03.02		teeth 54	Front	 z.28 L.770 z.37	 z.37 L.1070 z.28
	note: Capacity 10/14 q							





# CITROËN LCV

## JUMPER I (230\_)


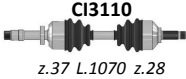

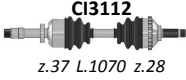
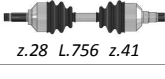
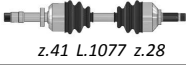




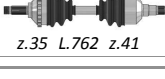
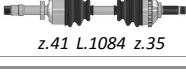
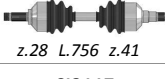



MODEL	GEARBOX	FROM	TO	CHASSIS	ABS	F/R	LEFT DRIVESHAFT	RIGHT DRIVESHAFT	
2.0 80 kW	Man. MG5	02.94	> 03.02			Front	 z.28 L.756 z.41	 z.41 L.1077 z.28	
	note: Capacity 10/14 q								
	Man. MG5	02.94	> 03.02			Front	 z.35 L.762 z.41	 z.41 L.1084 z.35	
	note: Capacity 18 q								
	Man. MG5	02.94	> 03.02			teeth 54	Front	 z.28 L.756 z.41	 z.41 L.1077 z.28
	note: Capacity 10/14 q								
Man. MG5	02.94	> 03.02			teeth 54	Front	 z.35 L.762 z.41	 z.41 L.1084 z.35	
note: Capacity 18 q									
Man. ME5	02.94	> 03.02				Front	 z.28 L.770 z.37	 z.37 L.1070 z.28	
note: Capacity 10/14 q									
Man. ME5	02.94	> 03.02			teeth 54	Front	 z.28 L.770 z.37	 z.37 L.1070 z.28	
note: Capacity 10/14 q									
2.5 D 63 kW	Man. MG5	02.94	> 03.02			Front	 z.28 L.756 z.41	 z.41 L.1077 z.28	
	note: Capacity 10/14 q								
	Man. MG5	02.94	> 03.02			Front	 z.35 L.762 z.41	 z.41 L.1084 z.35	
	note: Capacity 18 q								
	Man. MG5	02.94	> 03.02			teeth 54	Front	 z.28 L.756 z.41	 z.41 L.1077 z.28
	note: Capacity 10/14 q								
Man. MG5	02.94	> 03.02			teeth 54	Front	 z.35 L.762 z.41	 z.41 L.1084 z.35	
note: Capacity 18 q									
Man. ME5	02.94	> 03.02				Front	 z.28 L.770 z.37	 z.37 L.1070 z.28	
note: Capacity 10/14 q									
Man. ME5	02.94	> 03.02			teeth 54	Front	 z.28 L.770 z.37	 z.37 L.1070 z.28	
note: Capacity 10/14 q									
2.5 TD 76 kW	Man. MG5	02.94	> 03.02			Front	 z.35 L.762 z.41	 z.41 L.1084 z.35	
	note: Capacity 18 q								
Man. MG5	02.94	> 03.02			teeth 54	Front	 z.35 L.762 z.41	 z.41 L.1084 z.35	
note: Capacity 18 q									
2.5 TD 79 kW	Man. MG5	02.94	> 03.02			Front	 z.28 L.756 z.41	 z.41 L.1077 z.28	
	note: Capacity 10/14 q								
Man. MG5	02.94	> 03.02			teeth 54	Front	 z.28 L.756 z.41	 z.41 L.1077 z.28	
note: Capacity 10/14 q									
2.8 D	Man. MG5	02.94	> 03.02			Front	 z.35 L.762 z.41	 z.41 L.1084 z.35	
	note: Capacity 18 q								
Man. MG5	02.94	> 03.02			teeth 54	Front	 z.35 L.762 z.41	 z.41 L.1084 z.35	
note: Capacity 18 q									

# CITROËN LCV




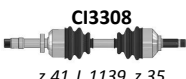


## JUMPER I (230\_)

MODEL	GEARBOX	FROM	TO	CHASSIS	ABS	F/R	LEFT DRIVESHAFT	RIGHT DRIVESHAFT
2.8 TD	Man. MG5	02.94	> 03.02			Front	 z.35 L.762 z.41	 z.41 L.1084 z.35
	Man. MG5	02.94	> 03.02		teeth 54	Front	 z.35 L.762 z.41	 z.41 L.1084 z.35





## JUMPER II (244\_)

MODEL	GEARBOX	FROM	TO	CHASSIS	ABS	F/R	LEFT DRIVESHAFT	RIGHT DRIVESHAFT
2.0 HDI 62 kW	Man. ME5	04.02	>			Front	 z.28 L.770 z.37	 z.37 L.1070 z.28
	Man. ME5	04.02	>		teeth 54	Front	 z.28 L.770 z.37	 z.37 L.1070 z.28
2.2 HDI 74 kW	Man. MG5	04.02	>			Front	 z.28 L.756 z.41	 z.41 L.1077 z.28
	Man. MG5	04.02	>			Front	 z.35 L.762 z.41	 z.41 L.1084 z.35
	Man. MG5	04.02	>		teeth 54	Front	 z.28 L.756 z.41	 z.41 L.1077 z.28
	Man. MG5	04.02	>		teeth 54	Front	 z.35 L.762 z.41	 z.41 L.1084 z.35
2.8 HDI 94 kW	Man. MG5	04.02	> 05.03			Front	 z.28 L.756 z.41	 z.41 L.1077 z.28
	Man. MG5	05.03	>			Front	 z.35 L.762 z.41	 z.41 L.1084 z.35

## JUMPER III (250\_)

MODEL	GEARBOX	FROM	TO	CHASSIS	ABS	F/R	LEFT DRIVESHAFT	RIGHT DRIVESHAFT
2.2 HDI 88/96 kW	Man.	04.06	>			Front	 z.35 L.814 z.41	 z.41 L.1147 z.35
	Man.	04.06	>			Front	 z.35 L.807 z.41	 z.41 L.1139 z.35
3.0 HDI 107/116 kW	Man.	04.06	>			Front	 z.35 L.749 z.31	 z.31 L.1203 z.35


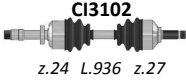

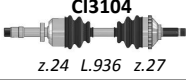
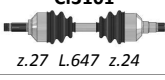
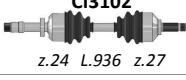

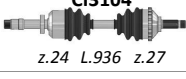
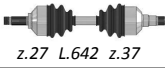
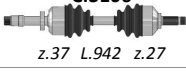


## JUMPY I (U6U)

MODEL	GEARBOX	FROM	TO	CHASSIS	ABS	F/R	LEFT DRIVESHAFT	RIGHT DRIVESHAFT
1.6 i 58 kW	Man. BE3	01.94	>			Front	 z.27 L.647 z.24	 z.24 L.936 z.27
	Man. BE3	01.94	>		teeth 48	Front	 z.27 L.647 z.24	 z.24 L.936 z.27


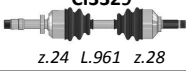




# CITROËN LCV

## JUMPY I (U6U)

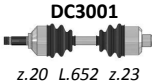
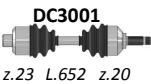
MODEL	GEARBOX	FROM	TO	CHASSIS	ABS	F/R	LEFT DRIVESHAFT	RIGHT DRIVESHAFT
1.8 i	Man. BE3	01.96	>			Front	 z.27 L.647 z.24	 z.24 L.936 z.27
	Man. BE3	01.96	>		teeth 48	Front	 z.27 L.647 z.24	 z.24 L.936 z.27
1.9 D 50/51 kW	Man. BE3	01.94	>			Front	 z.27 L.647 z.24	 z.24 L.936 z.27
	Man. BE3	01.94	>		teeth 48	Front	 z.27 L.647 z.24	 z.24 L.936 z.27
1.9 TD 47 kW	Man. ME5K	01.96	>			Front	 z.27 L.642 z.37	 z.37 L.942 z.27
	Man. ME5K	01.96	>		teeth 48	Front	 z.27 L.641 z.37	 z.37 L.942 z.27

## JUMPY II

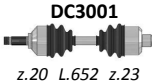
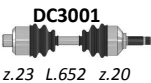


MODEL	GEARBOX	FROM	TO	CHASSIS	ABS	F/R	LEFT DRIVESHAFT	RIGHT DRIVESHAFT
1.6 HDI 66 kW	Man.	01.07	>			Front	 z.28 L.669 z.24	 z.24 L.961 z.28
2.0 HDI 88/100/120 kW	Man.	01.07	>			Front	 z.28 L.648 z.37	 z.37 L.977 z.28

# DACIA

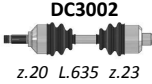
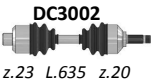
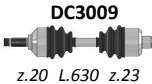
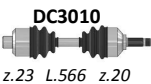
## 1300

MODEL	GEARBOX	FROM	TO	CHASSIS	ABS	F/R	LEFT DRIVESHAFT	RIGHT DRIVESHAFT
1.3 40 kW	Man.	12.72	> 05.83			Front	 z.20 L.652 z.23	 z.23 L.652 z.20

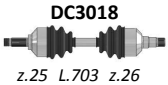
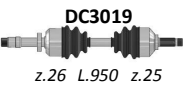
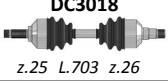
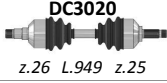
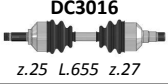
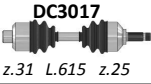
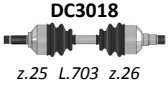
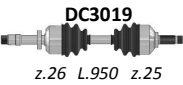
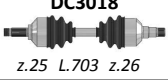
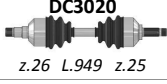

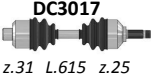
## 1310

MODEL	GEARBOX	FROM	TO	CHASSIS	ABS	F/R	LEFT DRIVESHAFT	RIGHT DRIVESHAFT
1.3 40 kW	Man.	05.83	> 01.85			Front	 z.20 L.652 z.23	 z.23 L.652 z.20
	Man.	01.85	>			Front	 z.20 L.635 z.23	 z.23 L.635 z.20


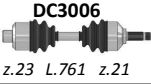

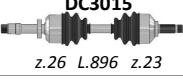

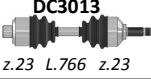

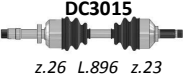
## DACIA CAMIONETA/PICK -UP

MODEL	GEARBOX	FROM	TO	CHASSIS	ABS	F/R	LEFT DRIVESHAFT	RIGHT DRIVESHAFT
1.3 40 kW	Man.	03.99	>			Front	 z.20 L.635 z.23	 z.23 L.635 z.20
1.9 D	Man.	02.00	>			Front	 z.20 L.630 z.23	 z.23 L.566 z.20

## DUSTER

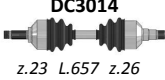
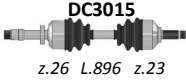
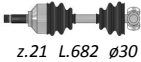

MODEL	GEARBOX	FROM	TO	CHASSIS	ABS	F/R	LEFT DRIVESHAFT	RIGHT DRIVESHAFT
1.5 dCi 66/79/81 kW	Man.	06.10	> 12.10			Front	 z.25 L.703 z.26	 z.26 L.950 z.25
	Man.	01.11	>			Front	 z.25 L.703 z.26	 z.26 L.949 z.25
1.5 dCi 4x4 66/79 kW	Man.	06.10	>			Front	 z.25 L.655 z.27	 z.31 L.615 z.25
1.6 16V 77 kW	Man.	04.10	> 12.10			Front	 z.25 L.703 z.26	 z.26 L.950 z.25
	Man.	01.11	>			Front	 z.25 L.703 z.26	 z.26 L.949 z.25
1.6 16V 4x4 77 kW	Man.	06.10	>			Front	 z.25 L.655 z.27	 z.31 L.615 z.25

## LOGAN (LS\_)


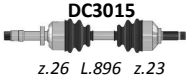
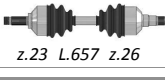
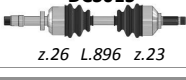


MODEL	GEARBOX	FROM	TO	CHASSIS	ABS	F/R	LEFT DRIVESHAFT	RIGHT DRIVESHAFT
1.4 55 kW	Man.	09.04	>			Front	 z.21 L.682 ø30	 z.23 L.761 z.21
	Man.	02.07	>			Front	 z.23 L.657 z.26	 z.26 L.896 z.23
1.5 dCi 48/50 kW	Man.	09.05	>			Front	 z.23 L.682 ø30	 z.23 L.766 z.23
1.5 dCi 50/63 kW	Man.	02.07	>			Front	 z.23 L.657 z.26	 z.26 L.896 z.23

# DACIA

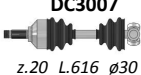
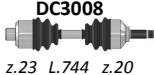
## LOGAN (LS\_)

MODEL	GEARBOX	FROM	TO	CHASSIS	ABS	F/R	LEFT DRIVESHAFT	RIGHT DRIVESHAFT
1.6 64/77 kW	Man.	02.07	>			Front	 z.23 L.657 z.26	 z.26 L.896 z.23
1.6 64 kW	Man.	09.04	>			Front	 z.21 L.682 ø30	 z.23 L.761 z.21



## LOGAN MCV

MODEL	GEARBOX	FROM	TO	CHASSIS	ABS	F/R	LEFT DRIVESHAFT	RIGHT DRIVESHAFT
1.4 55 kW	Man.	02.07	>			Front	 z.23 L.657 z.26	 z.26 L.896 z.23
1.5 dCi 50/63 kW	Man.	02.07	>			Front	 z.23 L.657 z.26	 z.26 L.896 z.23
1.6 64/77 kW	Man.	02.07	>			Front	 z.23 L.657 z.26	 z.26 L.896 z.23

## SOLENZA

















MODEL	GEARBOX	FROM	TO	CHASSIS	ABS	F/R	LEFT DRIVESHAFT	RIGHT DRIVESHAFT
1.4 55 kW	Man.	09.03	>			Front	 z.20 L.616 ø30	 z.23 L.744 z.20

## SUPERNOVA








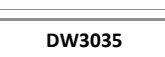
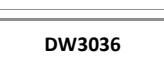


MODEL	GEARBOX	FROM	TO	CHASSIS	ABS	F/R	LEFT DRIVESHAFT	RIGHT DRIVESHAFT
1.4 8V 55 kW	Man.	03.00	> 12.03			Front	 z.20 L.612 ø30	 z.23 L.741 z.20

# DAEWOO



## CIELO (KLETN)

MODEL	GEARBOX	FROM	TO	CHASSIS	ABS	F/R	LEFT DRIVESHAFT	RIGHT DRIVESHAFT
1.5 44/52 kW	Aut.	03.95	> 08.97			Front	 z.33 L.503 z.34	 z.34 z.33
1.5 44 kW	Man.	08.96	> 08.97			Front	 z.22 L.575 z.34	 z.34 L.910 z.22
	Man.	08.96	> 08.97		teeth 47	Front	 z.22 L.575 z.34	 z.34 L.910 z.22
1.5i 52,55 kW	Man.	02.95	> 08.97			Front	 z.22 L.575 z.34	 z.34 L.910 z.22
	Man.	02.95	> 08.97		teeth 47	Front	 z.22 L.575 z.34	 z.34 L.910 z.22
1.5i 16V 66 kW	Man.	02.95	> 08.97			Front	 z.22 L.575 z.34	 z.34 L.910 z.22
	Man.	02.95	> 08.97		teeth 47	Front	 z.22 L.575 z.34	 z.34 L.910 z.22
1.8 74 kW	Man.	10.95	> 08.97		teeth 47	Front	 z.22	 z.22

## ESPERO (KLEJ)

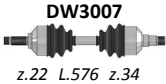
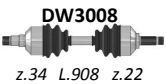
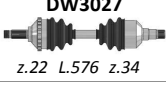
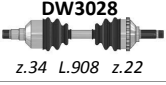
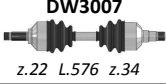
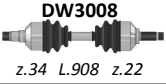

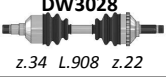
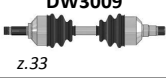



MODEL	GEARBOX	FROM	TO	CHASSIS	ABS	F/R	LEFT DRIVESHAFT	RIGHT DRIVESHAFT
1.5 16V 66 kW	Man.	02.95	> 06.99			Front	 z.33 L.595 z.34	 z.34 L.925 z.33
	Man.	02.95	> 06.99		teeth 47	Front	 z.33 L.591 z.34	 z.34 L.928 z.33
1.8 66/70 kW	Man.	02.95	> 09.99			Front	 z.22 L.575 z.34	 z.34 L.910 z.22
	Man.	02.95	> 09.99		teeth 47	Front	 z.22 L.575 z.34	 z.34 L.910 z.22
2.0 77 kW	Man.	02.95	> 06.99			Front	 z.22 L.575 z.34	 z.34 L.910 z.22
	Man.	02.95	> 06.99		teeth 47	Front	 z.22 L.575 z.34	 z.34 L.910 z.22

## KALOS (KLAS)



MODEL	GEARBOX	FROM	TO	CHASSIS	ABS	F/R	LEFT DRIVESHAFT	RIGHT DRIVESHAFT
1.2 53 kW	Man.	04.03	>		teeth 47	Front	 z.22 L.661 z.22	 z.22 L.881 z.22

# DAEWOO

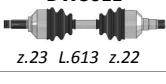

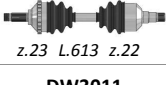
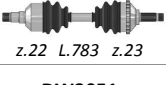






## LANOS (KLAT)

MODEL	GEARBOX	FROM	TO	CHASSIS	ABS	F/R	LEFT DRIVESHAFT	RIGHT DRIVESHAFT
1.4 55 kW	Man.	05.97	>			Front	 z.22 L.576 z.34	 z.34 L.908 z.22
	Man.	05.97	>		teeth 47	Front	 z.22 L.576 z.34	 z.34 L.908 z.22
1.5 63 kW	Man.	05.97	>			Front	 z.22 L.576 z.34	 z.34 L.908 z.22
	Man.	05.97	>		teeth 47	Front	 z.22 L.576 z.34	 z.34 L.908 z.22
1.6 16V 78 kW	Man.	05.97	>			Front	 z.33	 z.33
	Man.	05.97	>		teeth 47	Front	 z.33	 z.33

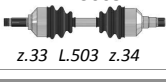

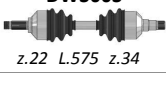
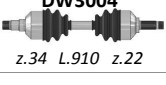


## LEGANZA (KLAV)

MODEL	GEARBOX	FROM	TO	CHASSIS	ABS	F/R	LEFT DRIVESHAFT	RIGHT DRIVESHAFT
2.0 16v 98 kW	Man.	06.97	> 12.02			Front	 z.33	 z.33

## MATIZ (KLYA)

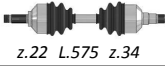
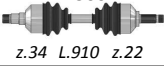
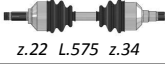
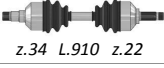






MODEL	GEARBOX	FROM	TO	CHASSIS	ABS	F/R	LEFT DRIVESHAFT	RIGHT DRIVESHAFT
0.8 38 kW	Man.	09.98	>	> 577030		Front	 z.23 L.613 z.22	 z.22 L.783 z.23
	Man.	09.98	>	> 577030	teeth 40	Front	 z.23 L.613 z.22	 z.22 L.783 z.23
	Man.	09.98	>	577031 >		Front	 z.23 L.613 z.22	 z.22 L.780 z.23
	Man.	09.98	>	577031 >	teeth 40	Front	 z.23 L.613 z.22	 z.22 L.780 z.23
1.0 47 kW	Man.	01.03	>		teeth 40	Front	 z.23 L.554 z.22	 z.22 L.833 z.23

## NEXIA (KLETN)





MODEL	GEARBOX	FROM	TO	CHASSIS	ABS	F/R	LEFT DRIVESHAFT	RIGHT DRIVESHAFT
1.5 44/52 kW	Aut.	03.95	> 08.97			Front	 z.33 L.503 z.34	 z.34 z.33
1.5 44 kW	Man.	08.96	> 08.97			Front	 z.22 L.575 z.34	 z.34 L.910 z.22
	Man.	08.96	> 08.97		teeth 47	Front	 z.22 L.575 z.34	 z.34 L.910 z.22

# DAEWOO





## NEXIA (KLETN)

MODEL	GEARBOX	FROM	TO	CHASSIS	ABS	F/R	LEFT DRIVESHAFT	RIGHT DRIVESHAFT
1.5 52/55 kW	Man.	02.95	> 08.97			Front	 z.22 L.575 z.34	 z.34 L.910 z.22
	Man.	02.95	> 08.97		teeth 47	Front	 z.22 L.575 z.34	 z.34 L.910 z.22
1.5 16V 66 kW	Man.	02.95	> 08.97			Front	 z.22 L.575 z.34	 z.34 L.910 z.22
	Man.	02.95	> 08.97		teeth 47	Front	 z.22 L.575 z.34	 z.34 L.910 z.22
1.8 74 kW	Man.	10.95	> 08.97		teeth 47	Front	 z.22	 z.22

## NUBIRA (KLAJ)

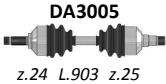
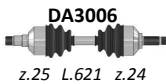
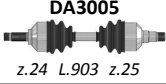
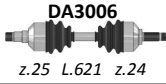
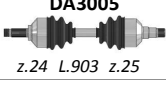
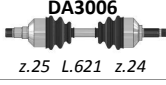


MODEL	GEARBOX	FROM	TO	CHASSIS	ABS	F/R	LEFT DRIVESHAFT	RIGHT DRIVESHAFT
1.6 16V 78 kW	Man.	05.97	>		teeth 47	Front	 z.33 L.594 z.34	 z.34 L.952 z.33
2.0 16V 98 kW	Man.	05.97	>		teeth 47	Front	 z.33	 z.33

## TICO (KLY3)



MODEL	GEARBOX	FROM	TO	CHASSIS	ABS	F/R	LEFT DRIVESHAFT	RIGHT DRIVESHAFT
0.8 35/38 kW	Man.	05.92	>			Front	 z.23	 z.23
	<i>note: Algeria Market</i>							
	Man.	05.92	>			Front	 z.23	 z.23
	<i>note: East Europe Market</i>							

# DAIHATSU

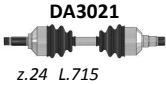
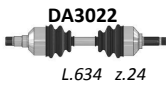


## APPLAUSE I (A101,A111)

MODEL	GEARBOX	FROM	TO	CHASSIS	ABS	F/R	LEFT DRIVESHAFT	RIGHT DRIVESHAFT
1.3	Man.	01.89	> 12.94			Front	 z.24 L.903 z.25	 z.25 L.621 z.24
1.6 16V 66 kW	Man.	09.89	> 08.97			Front	 z.24 L.903 z.25	 z.25 L.621 z.24
1.6 16V 77 kW	Man.	09.89	> 08.97			Front	 z.24 L.903 z.25	 z.25 L.621 z.24
1.6 16V 4X4 77 kW	Man.	09.89	> 12.94			Front	 z.24 L.903 z.25	 z.25 L.621 z.24


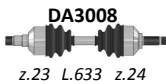


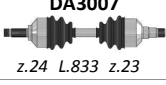



## APPLAUSE II

MODEL	GEARBOX	FROM	TO	CHASSIS	ABS	F/R	LEFT DRIVESHAFT	RIGHT DRIVESHAFT
1.6 16V 73 kW	Man.	07.97	>			Front	 z.24 L.715	 L.634 z.24



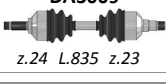

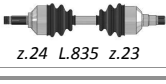
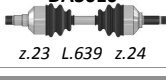


## CHARADE I (G10)

MODEL	GEARBOX	FROM	TO	CHASSIS	ABS	F/R	LEFT DRIVESHAFT	RIGHT DRIVESHAFT
1.0 37 kW	Man.	10.77	> 02.81			Front	 z.24 L.715	 L.634 z.24
1.0 38 kW	Man.	02.81	> 02.83			Front	 z.24 L.715	 L.634 z.24

## CHARADE II (G11,G30)

MODEL	GEARBOX	FROM	TO	CHASSIS	ABS	F/R	LEFT DRIVESHAFT	RIGHT DRIVESHAFT
1.0 38 kW	Man.	10.83	> 03.87			Front	 z.24 L.833 z.23	 z.23 L.633 z.24
1.0 D 27 kW	Man.	10.83	> 03.87			Front	 z.24 L.833 z.23	 z.23 L.633 z.24
1.0 TD 34 kW	Man.	10.83	> 03.87			Front	 z.24 L.833 z.23	 z.23 L.633 z.24
1.0 Turbo 50 kW	Man.	10.83	> 03.87			Front	 z.24 L.833 z.23	 z.23 L.633 z.24

## CHARADE III (G100,G101,G102)


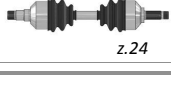


MODEL	GEARBOX	FROM	TO	CHASSIS	ABS	F/R	LEFT DRIVESHAFT	RIGHT DRIVESHAFT
1.0 38 kW	Man.	03.87	> 03.89			Front	 z.24 L.835 z.23	 z.23 L.640 z.24
	Man.	04.89	> 01.90			Front	 z.24 L.835 z.23	 z.23 L.639 z.24
1.0 40 kW	Man.	11.90	> 12.92			Front	 z.24 L.835 z.23	 z.23 L.639 z.24
1.0 41 kW	Man.	04.89	> 12.92			Front	 z.24 L.835 z.23	 z.23 L.639 z.24

# DAIHATSU

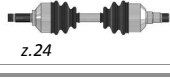
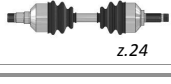


## CHARADE III (G100,G101,G102)

MODEL	GEARBOX	FROM	TO	CHASSIS	ABS	F/R	LEFT DRIVESHAFT	RIGHT DRIVESHAFT
1.0 D 27 kW	Man.	03.87	> 12.92			Front	 z.24 L.835 z.23	 z.23 L.640 z.24
1.0 Gti 74 kW	Man.	03.87	> 12.92			Front	 z.24	 z.24
	Aut.	03.87	> 12.92			Front	 z.24	 z.24
1.0 TD 35 kW	Man.	03.87	> 03.89			Front	 z.24 L.835 z.23	 z.23 L.640 z.24
	Man.	04.89	> 12.92			Front	 z.24 L.835 z.23	 z.23 L.639 z.24
1.0 Turbo 50 kW	Man.	03.87	> 10.90			Front	 z.24 L.835 z.23	 z.23 L.640 z.24
1.3i 16V 66 kW	Man.	06.88	> 05.90			Front	 z.24 L.835 z.23	 z.23 L.640 z.24
	Man.	06.90	> 12.92			Front	 z.24	 z.23 L.639 z.24
	Aut.	06.88	> 12.92			Front	 z.24	 z.24
1.3i 4WD 66 kW	Man.	06.88	> 10.90			Front	 z.24 L.835 z.23	 z.23 L.640 z.24



## CUORE I (L55,L60)

MODEL	GEARBOX	FROM	TO	CHASSIS	ABS	F/R	LEFT DRIVESHAFT	RIGHT DRIVESHAFT
0.5 20 kW	Man.	10.80	> 09.85			Front	 z.24	 z.24
0.6 22 kW	Man.	08.82	> 09.85			Front	 z.24	 z.24

## CUORE II (L80,L81)

MODEL	GEARBOX	FROM	TO	CHASSIS	ABS	F/R	LEFT DRIVESHAFT	RIGHT DRIVESHAFT
0.8 29 kW	Man.	11.89	> 12.90			Front	 z.24	 z.24
0.8 32 kW	Man.	09.85	> 06.90			Front	 z.24	 z.24



## CUORE III (L201)

MODEL	GEARBOX	FROM	TO	CHASSIS	ABS	F/R	LEFT DRIVESHAFT	RIGHT DRIVESHAFT
0.8 30 kW	Man.	10.90	> 12.94			Front	 z.24	 z.24





# DAIHATSU

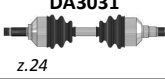



## CUORE IV (L501)

MODEL	GEARBOX	FROM	TO	CHASSIS	ABS	F/R	LEFT DRIVESHAFT	RIGHT DRIVESHAFT
0.8 32 kW	Man.	01.95 >	11.96			Front	 DA3025	 DA3026

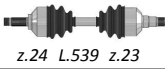



## FEROZA (F300)

MODEL	GEARBOX	FROM	TO	CHASSIS	ABS	F/R	LEFT DRIVESHAFT	RIGHT DRIVESHAFT
1.6 16V 70 kW	Man.	10.88 >				Front	 DA3027 z.24 L.859 z.25	 DA3028 z.25 L.581 z.24

## MOVE (L6,L9)

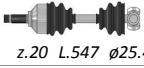









MODEL	GEARBOX	FROM	TO	CHASSIS	ABS	F/R	LEFT DRIVESHAFT	RIGHT DRIVESHAFT
0.8 31 kW	Man.	10.96 >				Front	 DA3031 z.24	 DA3032 z.24
1.0 41 kW	Man.	10.98 >				Front	 DA3031 z.24	 DA3032 z.24

## TERIOS (J1)





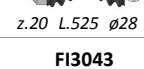
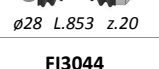


MODEL	GEARBOX	FROM	TO	CHASSIS	ABS	F/R	LEFT DRIVESHAFT	RIGHT DRIVESHAFT
1.3 4WD 61/63 kW	Man.	10.97 >				Front	 DA3040 z.24 L.539 z.23	 DA3041 z.23 L.848 z.24
	Man.	10.97 >			teeth 48	Front	 DA3038 z.24 L.539 z.23	 DA3039 z.23 L.848 z.24

# FIAT





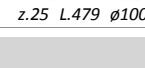
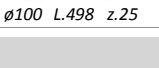
## 127

MODEL	GEARBOX	FROM	TO	CHASSIS	ABS	F/R	LEFT DRIVESHAFT	RIGHT DRIVESHAFT
0.9 33 kW	Man.	01.71 >	12.81			Front	 z.20 L.547 ø25.4	 ø25.4 L.793 z.20
1.0 Sport 51 kW	Man.	11.81 >				Front	 z.22 L.530 ø28	 ø28 L.812 z.22
1.05 37 kW	Man.	02.80 >	12.81			Front	 z.20 L.533 ø25.4	 ø25.4 L.812 z.20
1.3 D 33 kW	Man.	03.80 >				Front	 z.22 L.531 ø28	 ø28 L.815 z.22
1.3 Sport 51/55 kW	Man.	11.81 >				Front	 z.22 L.530 ø28	 ø28 L.812 z.22





## 128

MODEL	GEARBOX	FROM	TO	CHASSIS	ABS	F/R	LEFT DRIVESHAFT	RIGHT DRIVESHAFT
1.1 33/40 kW	Man.	03.69 >	02.80			Front	 z.20 L.525 ø28	 ø28 L.853 z.20
	Man.	03.80 >	12.82			Front	 z.22 L.525 ø28	 ø28 L.856 z.22
1.3 44/55 kW	Man.	03.69 >	02.80			Front	 z.20 L.525 ø28	 ø28 L.853 z.20
	Man.	03.80 >	12.82			Front	 z.22 L.525 ø28	 ø28 L.856 z.22

## BARCETTA (183)


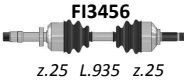
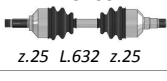

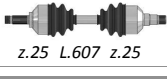
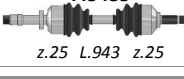




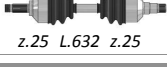
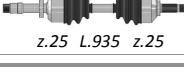


MODEL	GEARBOX	FROM	TO	CHASSIS	ABS	F/R	LEFT DRIVESHAFT	RIGHT DRIVESHAFT
1.8 i 16V 96 kW	Man.	04.95 >	04.99			Front	 z.25 L.479 ø100	 ø100 L.498 z.25
	Man.	04.95 >	04.99		teeth 44	Front	 z.25 L.479 ø100	 ø100 L.498 z.25
	Man.	05.99 >		0043319- >	Active Sensor ABS	Front	 z.25 L.479 ø100	 ø100 L.498 z.25

## BRAVO II

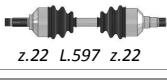
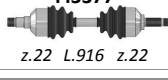
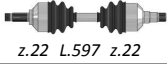
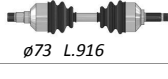
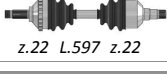
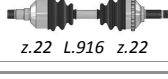
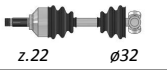
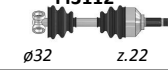
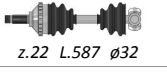
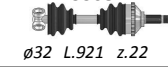
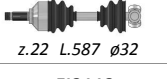
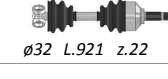

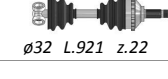






MODEL	GEARBOX	FROM	TO	CHASSIS	ABS	F/R	LEFT DRIVESHAFT	RIGHT DRIVESHAFT
1.4 16v 66 kW	Man.	04.07 >				Front	 z.25 L.655 z.22	 z.22 L.917 z.25
1.4 T-Jet 88/110 kW	Man.	09.07 >				Front	 z.25 L.627 z.25	 z.25 L.931 z.25

# FIAT

## BRAVO II

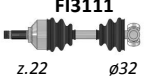
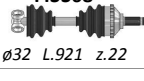


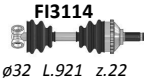








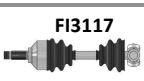
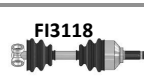

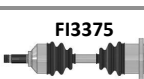
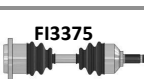










MODEL	GEARBOX	FROM	TO	CHASSIS	ABS	F/R	LEFT DRIVESHAFT	RIGHT DRIVESHAFT
1.6 Mjt 84/88 kW	Man.	03.08	>	> 4014492		Front	 z.25 L.632 z.25	 z.25 L.935 z.25
	Man.	03.08	>	4014493 >		Front	 z.25 L.632 z.25	 z.25 L.935 z.25
	Aut.	03.08	>			Front	 z.25 L.607 z.25	 z.25 L.943 z.25
<i>note: Selespeed</i>								
1.9 Mjt 110 kW	Man.	04.07	>			Front	 z.25 L.630 z.25	 z.25 L.929 z.25
1.9 Mjt 88 kW	Man.	04.07	>	> 4014492		Front	 z.25 L.632 z.25	 z.25 L.935 z.25
	Man.	04.07	>	4014493 >		Front	 z.25 L.632 z.25	 z.25 L.935 z.25
2.0 Mjt 120/121 kW	Man.	09.08	>			Front	 z.27 L.609 z.27	 z.27 L.955 z.27

## BRAVO/BRAVA (182)



MODEL	GEARBOX	FROM	TO	CHASSIS	ABS	F/R	LEFT DRIVESHAFT	RIGHT DRIVESHAFT
1.2 16V 59/60 kW	Man.	10.98	> 10.01		Active Sensor ABS	Front	 z.22 L.597 z.22	 z.22 L.916 z.22
1.4 55/59 kW	Man.	10.95	> 10.01			Front	 z.22 L.597 z.22	 ø73 L.916
	Man.	10.95	> 10.01		teeth 44	Front	 z.22 L.597 z.22	 z.22 L.916 z.22
1.6 66 kW	Man.	06.95	> 09.95	> 6000001		Front	 z.22 ø32	 ø32 z.22
	Man.	06.95	> 09.95	> 6000001	teeth 44	Front	 z.22 L.587 ø32	 ø32 L.921 z.22
	Man.	10.95	> 10.01	6000002 >		Front	 z.22 L.587 ø32	 ø32 L.921 z.22
	Man.	10.95	> 10.01	6000002 >	teeth 44	Front	 z.22 L.587 ø32	 ø32 L.921 z.22
	Aut.	09.95	> 03.99			Front	 z.22 L.575 z.22	 z.22 L.932 z.22
	Aut.	09.95	> 03.99		teeth 44	Front	 z.22 L.575 z.22	 z.22 L.932 z.22
	Aut.	04.99	> 03.01		Active Sensor ABS	Front	 z.22 L.574 z.22	 z.22 L.931 z.22

# FIAT

## BRAVO/BRAVA (182)



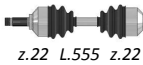

MODEL	GEARBOX	FROM	TO	CHASSIS	ABS	F/R	LEFT DRIVESHAFT	RIGHT DRIVESHAFT
1.6 76 kW	Man.	06.95 >	09.95	> 4064492		Front	 z.22 ø32	 ø32 z.22
	Man.	06.95 >	09.95	> 4064492	teeth 44	Front	 z.22 L.587 ø32	 ø32 L.921 z.22
	Man.	10.95 >	10.01	4064493 >		Front	 z.22 L.587 ø32	 ø32 L.921 z.22
	Man.	10.95 >	10.01	4064493 >	teeth 44	Front	 z.22 L.587 ø32	 ø32 L.921 z.22
	Man.	01.99 >	10.01		Active Sensor ABS	Front	 z.22 L.588 ø32	 ø32 L.921 z.22
<i>note: Exc. Versione "SX - Riconvertita"</i>								
1.8 GT 83 kW	Man.	10.95 >	10.98			Front	 z.25 L.468 ø100	 ø100 L.468 z.25
	Man.	10.95 >	10.98		teeth 44	Front	 z.25 L.468 ø100	 ø100 L.468 z.25
	Man.	11.98 >	10.01		Active Sensor ABS	Front	 z.25 L.469 ø100	 ø100 L.469 z.25
1.9 D 48 kW	Man.	10.95 >	10.01			Front	 z.22 L.570 ø32	 ø32 L.933 z.22
	Man.	10.95 >	10.01		teeth 44	Front	 z.22 L.570	 L.933 z.22
1.9 JTD 77 kW	Man.	12.98 >	10.01	> 5007495		Front	 L.447	 L.447
	Man.	12.98 >	10.01	5007496 >	Active Sensor ABS	Front	 z.25 L.469 ø100	 ø100 L.469 z.25
1.9 TD 55/74 kW	Man.	10.96 >	01.98			Front	 z.25 L.447 ø100	 ø100 L.447 z.25
	Man.	10.96 >	01.98		teeth 44	Front	 z.25 L.447 ø100	 ø100 L.447 z.25
	Man.	02.98 >			Active Sensor ABS	Front	 L.447	 L.447
2.0 HGT 113 kW	Man.	10.96 >	10.01			Front	 z.25 L.470 ø100	 ø100 L.470 z.25
	Man.	10.96 >	10.01		teeth 44	Front	 z.25 L.470 ø100	 ø100 L.470 z.25

## CINQUECENTO (170)











MODEL	GEARBOX	FROM	TO	CHASSIS	ABS	F/R	LEFT DRIVESHAFT	RIGHT DRIVESHAFT
0.7 23 kW	Man.	11.91 >				Front	 z.22 L.670 ø25.4	 ø25.4 L.670 z.22

# FIAT







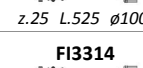
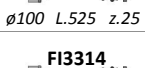
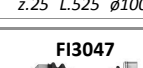
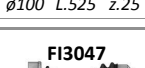








## CINQUECENTO (170)

MODEL	GEARBOX	FROM	TO	CHASSIS	ABS	F/R	LEFT DRIVESHAFT	RIGHT DRIVESHAFT
0.9 29/30 kW	Man.	11.91	>			Front	 z.22 L.535 ø29.2	 ø29.2 L.796 z.22
1.1 40 kW	Man.	11.91	>			Front	 z.22 L.555 z.22	 z.22 L.775 z.22

## COUPÉ (FA/175)


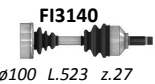
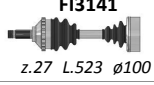
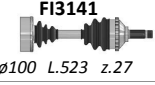

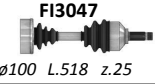
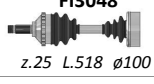


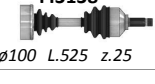








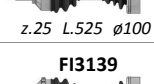
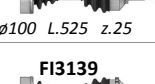

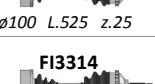




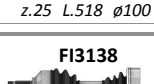
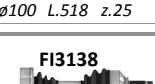








MODEL	GEARBOX	FROM	TO	CHASSIS	ABS	F/R	LEFT DRIVESHAFT	RIGHT DRIVESHAFT
1.8 16V 96 kW	Man.	03.96	>		teeth 44	Front	 z.25 L.485 ø100	 ø100 L.485 z.25
2.0 16V 102 kW	Man.	03.94	>		teeth 44	Front	 z.25 L.485 ø100	 ø100 L.485 z.25
2.0 16V Turbo 140/143 kW	Man.	03.94	>		teeth 44	Front	 z.25 L.522 ø100	 ø100 L.522 z.25
2.0 20V 108/113 kW	Man.	03.94	>		teeth 44	Front	 z.25 L.485 ø100	 ø100 L.485 z.25
2.0 20V Turbo 162 kW	Man.	03.94	>		teeth 44	Front	 z.25 L.500 ø108	 ø108 L.500 z.25

## CROMA (154)

MODEL	GEARBOX	FROM	TO	CHASSIS	ABS	F/R	LEFT DRIVESHAFT	RIGHT DRIVESHAFT
1.6 61 kW	Man.	12.85	>	> 189806		Front	 z.25 L.518 ø100	 ø100 L.518 z.25
	Man.	12.85	>	> 189806	teeth 90	Front	 z.25 L.518 ø100	 ø100 L.518 z.25
1.9 TD 66/69 kW	Man.	05.89	> 01.93	189807 >		Front	 z.25 L.525 ø100	 ø100 L.525 z.25
	Man.	05.89	> 01.93	189807 >	teeth 44	Front	 z.25 L.525 ø100	 ø100 L.525 z.25
	Man.	05.89	> 01.93	189807 >	teeth 90	Front	 z.25 L.525 ø100	 ø100 L.525 z.25
1.9 TD 66 kW	Man.	12.85	> 12.92	> 189806		Front	 z.25 L.518 ø100	 ø100 L.518 z.25
	Man.	12.85	> 12.92	> 189806	teeth 90	Front	 z.25 L.518 ø100	 ø100 L.518 z.25
1.9 TD 69 kW	Man.	02.93	>			Front	 z.27 L.523 ø100	 ø100 L.523 z.27
	Man.	02.93	>		teeth 44	Front	 z.27 L.523 ø100	 ø100 L.523 z.27


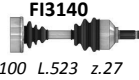

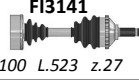

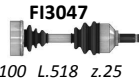
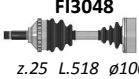
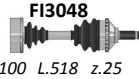


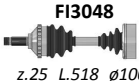


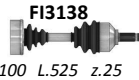
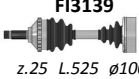
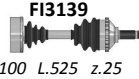

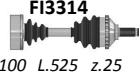

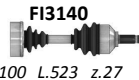
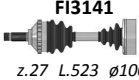
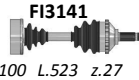
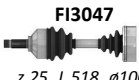

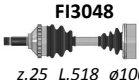











# FIAT

## CROMA (154)

MODEL	GEARBOX	FROM	TO	CHASSIS	ABS	F/R	LEFT DRIVESHAFT	RIGHT DRIVESHAFT
2.0 101 kW	Man.	02.93	>			Front	 FI3140 z.27 L.523 ø100	 FI3140 ø100 L.523 z.27
	Man.	02.93	>		teeth 44	Front	 FI3141 z.27 L.523 ø100	 FI3141 ø100 L.523 z.27
2.0 88/101 kW	Man.	12.85	>	> 189806		Front	 FI3047 z.25 L.518 ø100	 FI3047 ø100 L.518 z.25
	Man.	12.85	>	> 189806	teeth 90	Front	 FI3048 z.25 L.518 ø100	 FI3048 ø100 L.518 z.25
	Man.	03.87	> 01.93	189807 >		Front	 FI3138 z.25 L.525 ø100	 FI3138 ø100 L.525 z.25
	Man.	03.87	> 01.93	189807 >	teeth 44	Front	 FI3139 z.25 L.525 ø100	 FI3139 ø100 L.525 z.25
	Man.	03.87	> 01.93	189807 >	teeth 90	Front	 FI3314 z.25 L.525 ø100	 FI3314 ø100 L.525 z.25
2.0 CHT 66 kW	Man.	12.85	>	> 189806		Front	 FI3047 z.25 L.518 ø100	 FI3047 ø100 L.518 z.25
	Man.	12.85	>	> 189806	teeth 90	Front	 FI3048 z.25 L.518 ø100	 FI3048 ø100 L.518 z.25
	Man.	12.85	> 01.93	189807 >		Front	 FI3138 z.25 L.525 ø100	 FI3138 ø100 L.525 z.25
	Man.	12.85	> 01.93	189807 >	teeth 44	Front	 FI3139 z.25 L.525 ø100	 FI3139 ø100 L.525 z.25
	Man.	12.85	> 01.93	189807 >	teeth 90	Front	 FI3314 z.25 L.525 ø100	 FI3314 ø100 L.525 z.25
2.0 Turbo 110/114 kW	Man.	12.85	>	> 189806		Front	 FI3047 z.25 L.518 ø100	 FI3047 ø100 L.518 z.25
	Man.	12.85	>	> 189806	teeth 90	Front	 FI3048 z.25 L.518 ø100	 FI3048 ø100 L.518 z.25
2.0 Turbo 110 kW	Man.	06.87	> 01.93	189807 >		Front	 FI3138 z.25 L.525 ø100	 FI3138 ø100 L.525 z.25
	Man.	06.87	> 01.93	189807 >	teeth 44	Front	 FI3139 z.25 L.525 ø100	 FI3139 ø100 L.525 z.25
	Man.	06.87	> 01.93	189807 >	teeth 90	Front	 FI3314 z.25 L.525 ø100	 FI3314 ø100 L.525 z.25
	Man.	03.90	> 09.96		teeth 44	Front	 FI3431 z.27 L.517 ø100	 FI3431 ø100 L.517 z.27







# FIAT

## CROMA (154)







MODEL	GEARBOX	FROM	TO	CHASSIS	ABS	F/R	LEFT DRIVESHAFT	RIGHT DRIVESHAFT
2.0 Turbo 114 kW	Man.	02.93	>			Front	 z.27 L.523 ø100	 ø100 L.523 z.27
	Man.	02.93	>		teeth 44	Front	 z.27 L.523 ø100	 ø100 L.523 z.27
2.4 TD 74 kW	Man.	12.85	>	> 189806		Front	 z.25 L.518 ø100	 ø100 L.518 z.25
	Man.	12.85	>	> 189806	teeth 90	Front	 z.25 L.518 ø100	 ø100 L.518 z.25
2.5 D 55 kW	Man.	12.85	>	> 189806		Front	 z.25 L.518 ø100	 ø100 L.518 z.25
	Man.	12.85	>	> 189806	teeth 90	Front	 z.25 L.518 ø100	 ø100 L.518 z.25
	Man.	12.85	> 01.93	189807 >		Front	 z.25 L.525 ø100	 ø100 L.525 z.25
	Man.	12.85	> 01.93	189807 >	teeth 44	Front	 z.25 L.525 ø100	 ø100 L.525 z.25
	Man.	12.85	> 01.93	189807 >	teeth 90	Front	 z.25 L.525 ø100	 ø100 L.525 z.25
2.5 TD 55 kW	Man.	02.93	>			Front	 z.27 L.523 ø100	 ø100 L.523 z.27
	Man.	02.93	>		teeth 44	Front	 z.27 L.523 ø100	 ø100 L.523 z.27
2.5 TD 74/77 kW	Man.	12.85	>	> 189806		Front	 z.25 L.518 ø100	 ø100 L.518 z.25
	Man.	12.85	>	> 189806	teeth 90	Front	 z.25 L.518 ø100	 ø100 L.518 z.25
2.5 TD 85 kW	Man.	05.89	> 01.93	189807 >		Front	 z.25 L.525 ø100	 ø100 L.525 z.25
	Man.	05.89	> 01.93	189807 >	teeth 44	Front	 z.25 L.525 ø100	 ø100 L.525 z.25
	Man.	05.89	> 01.93	189807 >	teeth 90	Front	 z.25 L.525 ø100	 ø100 L.525 z.25
2.5 V6 119 kW	Man.	02.93	>			Front	 z.27 L.523 ø100	 ø100 L.523 z.27
	Man.	02.93	>		teeth 44	Front	 z.27 L.523 ø100	 ø100 L.523 z.27

# FIAT








## CROMA II (194)

MODEL	GEARBOX	FROM	TO	CHASSIS	ABS	F/R	LEFT DRIVESHAFT	RIGHT DRIVESHAFT
1.9 Mjt 110 kW	Aut.	06.05	>			Front	 z.30 L.589 z.27	 z.27 L.988 z.30
1.9 Mjt 88/110 kW	Man.	06.05	>			Front	 z.30 L.602 z.25	 z.25 L.972 z.30
2.4 Mjt 147 kW	Aut.	06.05	>			Front	 z.30 L.551 z.27	 z.27 L.1025 z.30

## DUNA (146B)

MODEL	GEARBOX	FROM	TO	CHASSIS	ABS	F/R	LEFT DRIVESHAFT	RIGHT DRIVESHAFT
60 43 kW	Man.	01.87	> 12.91			Front	 z.22 L.570 ø32	 ø32 z.22
60 D 44 kW	Man.	01.87	> 12.91			Front	 z.22 L.555 ø32	 ø32 z.22
70 49 kW	Man.	01.87	> 12.91			Front	 z.22 L.570 ø32	 ø32 z.22



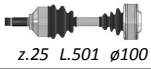

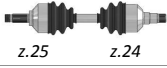
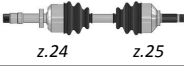

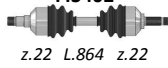


## GRANDE PUNTO (199)

MODEL	GEARBOX	FROM	TO	CHASSIS	ABS	F/R	LEFT DRIVESHAFT	RIGHT DRIVESHAFT
1.2 48 kW	Man.	10.05	> 01.07			Front	 z.22 L.649 z.22	 z.22 L.894 z.22
	note: Delphi							
	Man.	02.07	>			Front	 z.22 L.649 z.22	 z.22 L.887 z.22
	note: GKN							
1.3 MJT 55 kW	Man.	10.05	>			Front	 z.25 L.625 z.24	 z.24 L.907 z.25
1.3 MJT 66 kW	Man.	10.05	>			Front	 z.25 L.576 z.25	 z.25 L.951 z.25
1.4 57 kW	Man.	10.05	>			Front	 z.22 L.649 z.22	 z.22 L.894 z.22
	note: Delphi							
1.4 16v 70 kW	Man.	10.05	>			Front	 z.22 L.649 z.22	 z.22 L.887 z.22
	note: GKN							
1.4 T Abarth 114/132 kW	Man.	12.07	>			Front	 z.25 L.587 z.25	 z.25 L.953 z.25
1.4 T-Jet 88 kW	Man.	09.07	>			Front	 z.25 L.611 z.24	 z.24 L.921 z.25
1.6 MJT 88 kW	Man.	10.08	>			Front	 z.25 L.587 z.25	 z.25 L.953 z.25
1.9 MJT 88/96 kW	Man.	10.05	>			Front	 z.25 L.587 z.25	 z.25 L.953 z.25









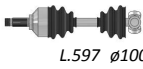



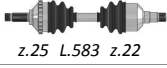
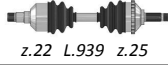

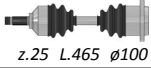

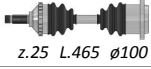

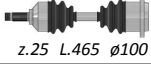

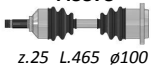



# FIAT

## IDEA























MODEL	GEARBOX	FROM	TO	CHASSIS	ABS	F/R	LEFT DRIVESHAFT	RIGHT DRIVESHAFT
1.2 16v 59 kW	Man.	01.04	>			Front	 z.22 L.636 z.22	 z.22 L.864 z.22
1.3 M-Jet 51 kW	Man.	01.04	> 07.06			Front	 z.25 L.501 ø100	 ø100 L.521 z.25
	note: Delphi							
1.3 M-Jet 66/70 kW	Man.	08.06	>			Front	 z.25 z.24	 z.24 z.25
	note: GKN							
1.4 16v 70 kW	Man.	01.04	>			Front	 z.22 L.636 z.22	 z.22 L.864 z.22
1.9 M-Jet 74 kW	Man.	10.04	>			Front	 z.25 L.608 z.34	 z.34 L.874 z.25

## MAREA (185)


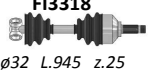








MODEL	GEARBOX	FROM	TO	CHASSIS	ABS	F/R	LEFT DRIVESHAFT	RIGHT DRIVESHAFT
1.4 12V 59 kW	Man.	09.96	>			Front	 z.22	 z.22
	Man.	09.96	>		teeth 44	Front	 z.22	 z.22
1.6 16V 76 kW	Man.	09.96	> 03.99	> 0176272		Front	 z.25 L.597 ø32	 ø32 L.931 z.25
	Man.	09.96	> 03.99	> 0176272	teeth 44	Front	 z.25 L.597 ø32	 ø32 L.931 z.25
	Man.	09.96	> 03.99	0176273 >		Front	 L.597 ø100	 ø32 L.931
	Aut.	09.96	> 03.99			Front	 z.25 L.583 z.22	 z.22 L.939 z.25
	Aut.	09.96	> 03.99		teeth 44	Front	 z.25 L.583 z.22	 z.22 L.939 z.25
	Aut.	04.99	>			Active Sensor ABS	Front	 z.25 L.583 z.22
1.8 16V 83 kW	Man.	09.96	> 03.99			Front	 z.25 L.465 ø100	 ø100 L.465 z.25
	Man.	09.96	> 03.99		teeth 44	Front	 z.25 L.465 ø100	 ø100 L.465 z.25
	Man.	04.99	>		Active Sensor ABS	Front	 z.25 L.465 ø100	 ø100 L.489 z.25
1.9 JTD 77 kW	Man.	04.99	> 01.01		Active Sensor ABS	Front	 z.25 L.465 ø100	 ø100 L.465 z.25

# FIAT



## MAREA (185)

MODEL	GEARBOX	FROM	TO	CHASSIS	ABS	F/R	LEFT DRIVESHAFT	RIGHT DRIVESHAFT
1.9 JTD 81 kW	Man.	02.01	>		Active Sensor ABS	Front	 z.25 L.465 ø100	 ø100 L.489 z.25
1.9 TD 55 kW	Man.	09.96	> 03.99			Front	 z.25 L.485 ø100	 ø100 L.485 z.25
	Man.	09.96	> 03.99		teeth 44	Front	 z.25 L.478 ø100	 ø100 L.478 z.25
	Man.	04.99	>		Active Sensor ABS	Front	 z.25 L.465 ø100	 ø100 L.465 z.25
1.9 TD 74 kW	Man.	09.96	> 03.99			Front	 z.25 L.465 ø100	 ø100 L.465 z.25
	Man.	09.96	> 03.99		teeth 44	Front	 z.25 L.465 ø100	 ø100 L.465 z.25
2.0 20V 108 kW	Man.	09.96	>			Front	 z.25 L.470 ø100	 ø100 L.470 z.25
	Man.	09.96	>		teeth 44	Front	 z.25 L.470 ø100	 ø100 L.470 z.25
2.4 JTD 96 kW	Man.	04.99	>		Active Sensor ABS	Front	 L.475 ø100	 ø100 L.475
2.4 TD 91 kW	Man.	10.96	>			Front	 z.25 L.461 ø108	 ø108 L.461 z.25
	Man.	10.96	>		teeth 44	Front	 z.25 L.461 ø108	 ø108 L.461 z.25

## MULTIPLA (186)

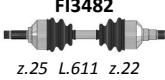



MODEL	GEARBOX	FROM	TO	CHASSIS	ABS	F/R	LEFT DRIVESHAFT	RIGHT DRIVESHAFT
1.6 16V 76 kW	Man.	01.99	>			Front	 z.25 L.608 ø32	 ø32 L.945 z.25
1.6 Bipower 76 kW	Man.	01.99	>			Front	 z.25 L.608 ø32	 ø32 L.945 z.25
1.6 Blupower 70 kW	Man.	01.99	>			Front	 z.25 L.608 ø32	 ø32 L.945 z.25
1.9 JTD 77/81/85 kW	Man.	01.99	>	> 2262921		Front	 z.25 L.480 ø100	 ø100 L.503 z.25
	Man.	01.99	>	2262922 >		Front	 z.25 L.503 ø100	 ø100 L.503 z.25

## NUOVA 500















MODEL	GEARBOX	FROM	TO	CHASSIS	ABS	F/R	LEFT DRIVESHAFT	RIGHT DRIVESHAFT
1.2 44/51 kW	Man.	10.07	>			Front	 z.22 L.615 z.22	 z.22 L.847 z.22

# FIAT

















## NUOVA 500

MODEL	GEARBOX	FROM	TO	CHASSIS	ABS	F/R	LEFT DRIVESHAFT	RIGHT DRIVESHAFT
1.3 Mjt 55 kW	Man.	10.07	>			Front	 z.25 L.611 z.22	 z.22 L.844 z.25
1.3 Mjt 70 kW	Man.	01.09	>			Front	 z.25 L.568 z.24	 z.24 L.882 z.25

## PALIO (178DX)

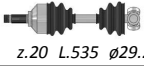









MODEL	GEARBOX	FROM	TO	CHASSIS	ABS	F/R	LEFT DRIVESHAFT	RIGHT DRIVESHAFT
1.2 54 kW	Man.	06.98	> 10.99	6238337 >	teeth 44	Front	 z.22 L.581 z.22	 z.22 z.22
1.6 16V 74 kW	Man.	03.97	>			Front	 z.22 L.555	 L.903 z.22
	Man.	03.97	>		teeth 44	Front	 z.22 L.555	 L.903 z.22
	Man.	03.97	> 10.99	6238337 >	teeth 44	Front	 z.22 L.581 z.22	 z.22 z.22
1.7 TD 51 kW	Man.	03.97	>			Front	 z.22 L.555	 L.903 z.22
	Man.	03.97	>		teeth 44	Front	 z.22 L.555	 L.903 z.22
1.9 JTD 59 kW	Man.	04.03	>			Front	 z.25 L.454 ø100	 ø100 L.537 z.25

## PANDA (141A\_)

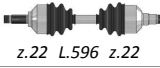
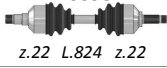






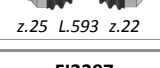


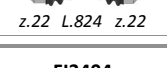
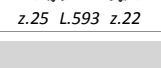
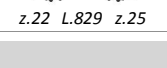
MODEL	GEARBOX	FROM	TO	CHASSIS	ABS	F/R	LEFT DRIVESHAFT	RIGHT DRIVESHAFT
0.65 22 kW	Man.	02.80	>			Front	 z.20 L.680	 L.680 z.20
0.7 33 kW	Man.	01.80	>			Front	 z.20 L.530 ø28	 ø28 L.813 z.20
0.75 25 kW	Man.	06.81	> 09.85			Front	 z.20 L.533 ø25.4	 ø25.4 L.812 z.20
	Man.	03.86	>			Front	 z.20 L.535 ø29.2	 ø29.2 L.820 z.20
0.75 33 kW	Man.	02.80	>			Front	 z.20 L.533 ø25.4	 ø25.4 L.812 z.20
0.9 33 kW	Man.	01.80	> 12.81			Front	 z.20 L.530 ø28	 ø28 L.813 z.20
	Man.	02.80	> 12.81			Front	 z.20 L.533 ø25.4	 ø25.4 L.812 z.20
	Man.	01.82	> 02.86			Front	 z.20 L.535 ø29.2	 ø29.2 L.820 z.20

# FIAT

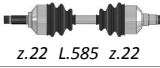



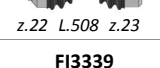



## PANDA (141A\_)

MODEL	GEARBOX	FROM	TO	CHASSIS	ABS	F/R	LEFT DRIVESHAFT	RIGHT DRIVESHAFT
1.0 37 kW	Man.	03.86	>			Front	 z.20 L.535 ø29.2	 ø29.2 L.820 z.20
1.0 4X4 35/37 kW	Man.	01.82	> 02.86			Front	 z.20 L.535 ø29.2	 ø29.2 L.820 z.20
1.0 4X4 37 kW	Man.	03.86	>			Front	 z.20 L.535 ø29.2	 ø29.2 L.820 z.20
1.1 37 kW	Man.	01.91	>			Front	 z.20 L.535 ø29.2	 ø29.2 L.820 z.20
	Aut.	01.91	>			Front	 z.20 L.492 z.23	 z.23 L.685 z.20

## PANDA (169A\_)





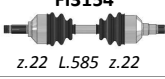
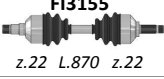
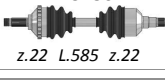

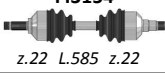
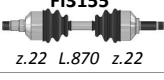
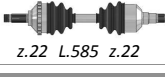
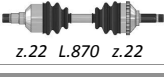
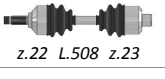
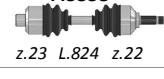




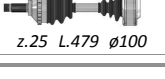
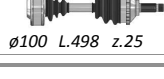

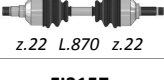




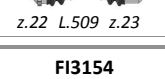

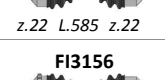

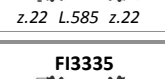
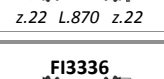


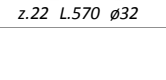
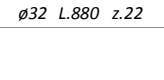
MODEL	GEARBOX	FROM	TO	CHASSIS	ABS	F/R	LEFT DRIVESHAFT	RIGHT DRIVESHAFT
1.1 40 kW	Man.	09.03	>			Front	 z.22 L.596 z.22	 z.22 L.824 z.22
1.2 44 kW	Man.-Aut.	09.03	>			Front	 z.22 L.596 z.22	 z.22 L.824 z.22
1.2 4x4 44 kW	Man.	10.04	>			Front	 z.25 L.589 z.22	 z.22 L.820 z.25
	Man.	10.04	>			Rear	 z.22 L.700 z.22	 z.22 L.716 z.22
1.2 Bipower 44 kW	Man.	01.07	>			Front	 z.25 L.593 z.22	 z.22 L.829 z.25
1.2 LPG 51 kW	Man.	11.10	>			Front	 z.22 L.596 z.22	 z.22 L.824 z.22
1.3 JTD 51 kW	Man.	01.05	>			Front	 z.25 L.593 z.22	 z.22 L.829 z.25

## PUNTO I (176)

MODEL	GEARBOX	FROM	TO	CHASSIS	ABS	F/R	LEFT DRIVESHAFT	RIGHT DRIVESHAFT
1.1 40 kW	Man.	09.93	> 07.99			Front	 z.22 L.585 z.22	 z.22 L.870 z.22
	Man.	09.93	> 07.99		teeth 44	Front	 z.22 L.585 z.22	 z.22 L.870 z.22
	Aut.	09.93	> 07.99			Front	 z.22 L.508 z.23	 z.23 L.824 z.22
	Aut.	09.93	> 07.99		teeth 44	Front	 z.22 L.509 z.23	 z.23 L.824 z.22





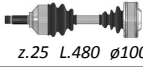



# FIAT

## PUNTO I (176)



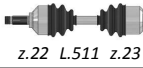









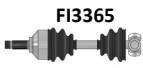





MODEL	GEARBOX	FROM	TO	CHASSIS	ABS	F/R	LEFT DRIVESHAFT	RIGHT DRIVESHAFT
1.1 6Speed 40 kW	Man. 6 Sp.	09.93	> 07.99			Front	 z.22 L.614 z.22	 z.22 L.813 z.22
	Man. 6 Sp.	09.93	> 07.99		teeth 44	Front	 z.22 L.614 z.22	 z.22 L.813 z.22
1.2 43/44/54 kW	Man.	09.93	> 07.99			Front	 z.22 L.585 z.22	 z.22 L.870 z.22
	Man.	09.93	> 07.99		teeth 44	Front	 z.22 L.585 z.22	 z.22 L.870 z.22
1.2 16V 63 kW	Man.	09.93	> 07.99			Front	 z.22 L.585 z.22	 z.22 L.870 z.22
	Man.	09.93	> 07.99		teeth 44	Front	 z.22 L.585 z.22	 z.22 L.870 z.22
1.2 8V 43/54 kW	Aut.	09.93	> 07.99			Front	 z.22 L.508 z.23	 z.23 L.824 z.22
	Aut.	09.93	> 07.99		teeth 44	Front	 z.22 L.509 z.23	 z.23 L.824 z.22
1.4 GT Turbo 98 kW	Man.	09.93	> 07.99			Front	 z.25 L.479 ø100	 ø100 L.498 z.25
	Man.	09.93	> 07.99		teeth 44	Front	 z.25 L.479 ø100	 ø100 L.498 z.25
1.6 65 kW	Man.	09.93	> 07.99			Front	 z.22 L.585 z.22	 z.22 L.870 z.22
	Man.	09.93	> 07.99		teeth 44	Front	 z.22 L.585 z.22	 z.22 L.870 z.22
	Aut.	09.93	> 07.99			Front	 z.22 L.508 z.23	 z.23 L.824 z.22
	Aut.	09.93	> 07.99		teeth 44	Front	 z.22 L.509 z.23	 z.23 L.824 z.22
1.7 D 42 kW	Man.	09.93	> 07.99			Front	 z.22 L.585 z.22	 z.22 L.870 z.22
	Man.	09.93	> 07.99		teeth 44	Front	 z.22 L.585 z.22	 z.22 L.870 z.22
1.7 TD 46 kW	Man.	09.93	> 07.99			Front	 z.22 L.570 ø32	 ø32 L.880 z.22
	Man.	09.93	> 07.99		teeth 44	Front	 z.22 L.570 ø32	 ø32 L.880 z.22

# FIAT





## PUNTO I (176)

MODEL	GEARBOX	FROM	TO	CHASSIS	ABS	F/R	LEFT DRIVESHAFT	RIGHT DRIVESHAFT
1.7 TD 51/52 kW	Man.	09.93	> 06.96			Front	 z.25 L.479 ø100	 ø100 L.498 z.25
	Man.	09.93	> 06.96		teeth 44	Front	 z.25 L.479 ø100	 ø100 L.498 z.25
	Man.	07.96	> 07.99			Front	 z.25 L.480 ø100	 ø100 L.498 z.25
	Man.	07.96	> 07.99		teeth 44	Front	 z.25 L.480 ø100	 ø100 L.498 z.25



## PUNTO II (188)

MODEL	GEARBOX	FROM	TO	CHASSIS	ABS	F/R	LEFT DRIVESHAFT	RIGHT DRIVESHAFT
1.2 16V 59 kW	Man.	09.99	>			Front	 z.22 L.611 z.22	 z.22 L.840 z.22
	Aut.	09.99	>			Front	 z.22 L.511 z.23	 z.23 L.815 z.22
1.2 8V 44 kW	Man.	09.99	>			Front	 z.22 L.611 z.22	 z.22 L.840 z.22
1.3 JTD 51 kW	Man.	06.03	>	> 0822487		Front	 z.25 L.460 ø39.3	 ø100 L.497 z.25
	Man.	06.03	>	0822488 >		Front	 z.25 L.559 z.24	 z.24 L.876 z.25
1.8 16V 96 kW	Man.	09.99	>			Front	 z.25 L.460 ø39.3	 ø100 L.497 z.25
1.9 D 44 kW	Man.	09.99	>			Front	 z.22 L.570 ø32	 ø32 L.880 z.22
1.9 JTD 59/63 kW	Man.	09.99	>			Front	 z.25 L.460 ø39.3	 ø100 L.497 z.25
1.9 JTD 74 kW	Man.	06.03	>			Front	 z.25 L.587 z.34	 z.34 L.849 z.25

## QUBO

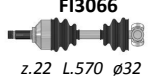
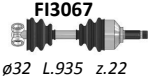
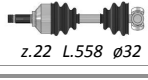




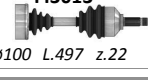
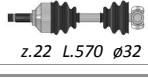
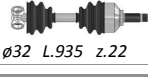


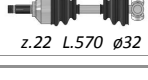

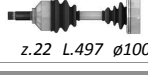
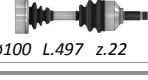


MODEL	GEARBOX	FROM	TO	CHASSIS	ABS	F/R	LEFT DRIVESHAFT	RIGHT DRIVESHAFT
1.3 Mjt 55 kW	Man.	02.08	>			Front	 z.25 L.580 z.24	 z.24 L.950 z.25
1.4 54 kW	Man.	02.08	>			Front	 z.22 L.649 z.22	 z.22 L.882 z.22

## REGATA (138)


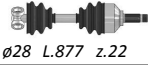
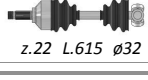

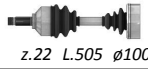
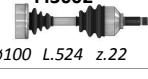
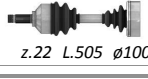
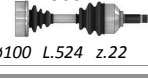

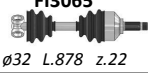
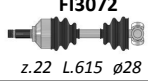

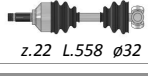
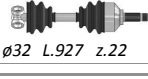


MODEL	GEARBOX	FROM	TO	CHASSIS	ABS	F/R	LEFT DRIVESHAFT	RIGHT DRIVESHAFT
1.3 48/50 kW	Man.	07.85	> 06.90			Front	 z.22 L.558 ø32	 ø32 L.927 z.22

# FIAT

## REGATA (138)








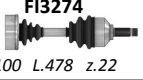

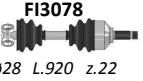





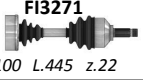


MODEL	GEARBOX	FROM	TO	CHASSIS	ABS	F/R	LEFT DRIVESHAFT	RIGHT DRIVESHAFT
1.5 55 kW	Man.	09.83	> 06.90			Front	 z.22 L.570 ø32	 ø32 L.935 z.22
1.5 60 kW	Man.	07.85	> 06.90			Front	 z.22 L.558 ø32	 ø32 L.927 z.22
1.6 58/60 kW	Man.	09.83	> 06.90			Front	 z.22 L.570 ø32	 ø32 L.935 z.22
1.6 59 kW	Man.	10.86	> 06.90			Front	 z.22 L.497 ø100	 ø100 L.497 z.22
1.6 74 kW	Man.	09.83	> 06.90			Front	 z.22 L.570 ø32	 ø32 L.935 z.22
1.7 D 44 kW	Man.	07.85	> 06.90			Front	 z.22 L.558 ø32	 ø32 L.927 z.22
1.9 D 48 kW	Man.	07.84	> 06.90			Front	 z.22 L.570 ø32	 ø32 L.935 z.22
1.9 D 59 kW	Man.	10.86	> 06.90			Front	 z.22 L.497 ø100	 ø100 L.497 z.22
1.9 TD 59 kW	Man.	01.88	>			Front	 z.22 L.445 ø100	 ø100 L.445 z.22

## RITMO (138A)


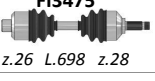


MODEL	GEARBOX	FROM	TO	CHASSIS	ABS	F/R	LEFT DRIVESHAFT	RIGHT DRIVESHAFT
1.1 40 kW	Man.	01.78	> 02.82			Front	 z.22 L.615 ø28	 ø28 L.877 z.22
	Man.	03.82	> 01.87			Front	 z.22 L.615 ø32	 ø32 L.878 z.22
1.3 44 kW	Man.	07.80	> 02.82			Front	 z.22 L.505 ø100	 ø100 L.524 z.22
	Aut.	07.78	> 02.82			Front	 z.22 L.505 ø100	 ø100 L.524 z.22
1.3 48/50 kW	Man.	03.82	> 01.87			Front	 z.22 L.615 ø32	 ø32 L.878 z.22
1.3 50 kW	Man.	01.78	> 02.82			Front	 z.22 L.615 ø28	 ø28 L.877 z.22
1.5 58/63 kW	Man.	07.80	>			Front	 z.22 L.558 ø32	 ø32 L.927 z.22
1.5 58 kW	Aut.	07.80	>			Front	 z.22 L.540 ø94	 ø94 L.790 z.22

# FIAT

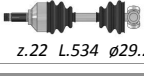
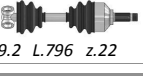
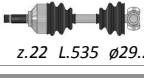
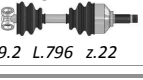
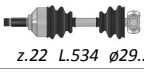
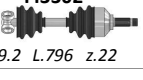






## RITMO (138A)

MODEL	GEARBOX	FROM	TO	CHASSIS	ABS	F/R	LEFT DRIVESHAFT	RIGHT DRIVESHAFT
1.5 ie 55 kW	Man.	07.80	> 02.82			Front	 z.22 L.505 ø100	 ø100 L.524 z.22
	Aut.	07.78	> 02.82			Front	 z.22 L.505 ø100	 ø100 L.524 z.22
1.6 66/77 kW	Man.	05.81	> 01.87			Front	 z.22 L.497 ø100	 ø100 L.497 z.22
1.6 ie 66/74 kW	Man.	01.85	>			Front	 z.22 L.478 ø100	 ø100 L.478 z.22
1.7 D 40/44 kW	Man.	10.79	> 08.82			Front	 z.22 L.575 ø28	 ø28 L.920 z.22
	Man.	09.82	>			Front	 z.22 L.558 ø32	 ø32 L.927 z.22
1.9 D 66/77 kW	Man.	05.81	> 01.87			Front	 z.22 L.497 ø100	 ø100 L.497 z.22
1.9 TD 59 kW	Man.	01.88	>			Front	 z.22 L.445 ø100	 ø100 L.445 z.22
2.0 92/96 kW	Man.	09.81	> 01.87			Front	 z.25 L.463 ø100	 ø100 L.495 z.25

## SEDICI

MODEL	GEARBOX	FROM	TO	CHASSIS	ABS	F/R	LEFT DRIVESHAFT	RIGHT DRIVESHAFT
1.6 16v 79 kW	Man.	06.06	>			Front	 z.28 L.613 z.26	 z.26 L.698 z.28
1.9 Mjt 88 kW	Man.	06.06	>			Front	 z.28 L.597 z.28	 z.26 L.694 z.28

## SEICENTO (187)

MODEL	GEARBOX	FROM	TO	CHASSIS	ABS	F/R	LEFT DRIVESHAFT	RIGHT DRIVESHAFT
0.9 29 kW	Man.	01.98	>	0047304 >		Front	 z.22 L.534 ø29.2	 ø29.2 L.796 z.22
0.9 Spi 29 kW	Man.	01.98	>	> 0047303		Front	 z.22 L.535 ø29.2	 ø29.2 L.796 z.22
1.1 40 kW	Man. 157	01.98	>			Front	 z.22 L.534 ø29.2	 ø29.2 L.796 z.22
	Man.	01.98	>	> 0047303		Front	 z.22 L.555 z.22	 z.22 L.775 z.22
	Man.	01.98	>	0047304 >		Front	 z.22 L.553 z.22	 z.22 L.774 z.22
Elettra 30 kW	Man.	01.98	>			Front	 z.20 L.593 z.23	 z.23 L.593 z.20


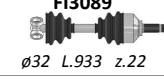








# FIAT

## STILO (192)



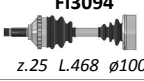
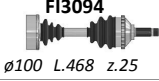



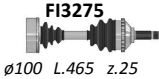
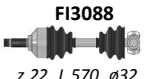

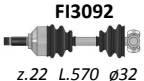









MODEL	GEARBOX	FROM	TO	CHASSIS	ABS	F/R	LEFT DRIVESHAFT	RIGHT DRIVESHAFT
1.2 16V 59 kW	Man.	02.02	>			Front	 z.22 L.656 z.22	 z.22 L.918 z.22
1.4 16V 66/70 kW	Man.	01.04	>			Front	 z.25 L.655 z.22	 z.22 L.917 z.25
1.6 16V 76 kW	Man.	10.01	>			Front	 z.25 L.636 z.22	 z.22 L.938 z.25
1.8 16V 98 kW	Man.	10.01	>			Front	 z.25 L.512 ø100	 ø100 L.490 z.25
1.9 JTD 103 kW	Man.	01.04	> 11.06			Front	 z.25 L.529	 L.518 z.25
1.9 JTD 110 kW	Man.	09.05	>			Front	 z.25 L.630 z.25	 z.25 L.929 z.25
1.9 JTD 59/74 kW	Man.	02.02	>			Front	 z.25 L.512 ø100	 ø100 L.490 z.25
1.9 JTD 85 kW	Man.	10.01	>	> 0279622		Front	 z.25 L.631 z.34	 z.34 L.929 z.25
	Man.	10.01	>	0279623 >		Front	 z.25 L.631 z.34	 z.34 L.929 z.25
1.9 JTD 88 kW	Man.	09.05	>	> 653437		Front	 z.25 L.631 z.34	 z.34 L.929 z.25
	Man.	09.05	>	653438 > 657008		Front	 z.25 L.632 z.25	 z.25 L.935 z.25
	Man.	09.05	>	657009 >		Front	 z.25 L.632 z.25	 z.25 L.935 z.25
2.4 20v Selespeed 125 kW	Aut.	10.01	>			Front	 z.25 L.572 z.25	 z.25 L.987 z.25

## TEMPRA (159)











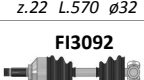
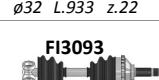

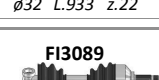


MODEL	GEARBOX	FROM	TO	CHASSIS	ABS	F/R	LEFT DRIVESHAFT	RIGHT DRIVESHAFT
1.4 57 kW	Man.	05.90	>			Front	 z.22 L.570 ø32	 ø32 L.933 z.22
	Man.	05.90	>		teeth 44	Front	 z.22 L.570 ø32	 ø32 L.933 z.22
1.6 63 kW	Man.	05.90	>			Front	 z.22 L.570 ø32	 ø32 L.933 z.22
	Man.	05.90	>		teeth 44	Front	 z.22 L.570 ø32	 ø32 L.933 z.22

# FIAT

## TEMPRA (159)

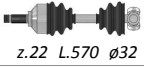



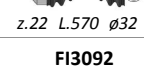
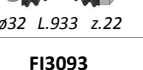
MODEL	GEARBOX	FROM	TO	CHASSIS	ABS	F/R	LEFT DRIVESHAFT	RIGHT DRIVESHAFT
1.6 ie 55/57 kW	Man.	04.93	>			Front	 z.25 L.468 ø100	 ø100 L.468 z.25
	Man.	04.93	>		teeth 44	Front	 z.25 L.468 ø100	 ø100 L.468 z.25
1.8 ie 74/77 kW	Man.	04.93	>			Front	 z.25 L.480 ø100	 ø100 L.480 z.25
	Man.	04.93	>		teeth 90	Front	 z.25 L.465 ø100	 ø100 L.465 z.25
1.9 D 48 kW	Man.	09.90	>			Front	 z.22 L.570 ø32	 ø32 L.933 z.22
	Man.	09.90	>		teeth 44	Front	 z.22 L.570 ø32	 ø32 L.933 z.22
1.9 TD 59/66 kW	Man.	05.90	>			Front	 z.25 L.468 ø100	 ø100 L.468 z.25
	Man.	05.90	>		teeth 44	Front	 z.25 L.468 ø100	 ø100 L.468 z.25
2.0 ie 83 kW	Man.	05.90	>			Front	 z.25 L.480 ø100	 ø100 L.480 z.25
	Man.	05.90	>		teeth 90	Front	 z.25 L.465 ø100	 ø100 L.465 z.25

## TIPO (160)









MODEL	GEARBOX	FROM	TO	CHASSIS	ABS	F/R	LEFT DRIVESHAFT	RIGHT DRIVESHAFT
1.1 41 kW	Man.	05.88	>			Front	 z.22 L.570 ø32	 ø32 L.933 z.22
	Man.	05.88	>		teeth 44	Front	 z.22 L.570 ø32	 ø32 L.933 z.22
1.4 51/52 kW	Man.-Aut.	05.88	>			Front	 z.22 L.570 ø32	 ø32 L.933 z.22
	Man.-Aut.	05.88	>		teeth 44	Front	 z.22 L.570 ø32	 ø32 L.933 z.22
1.6 60 kW	Man.	05.88	>			Front	 z.22 L.570 ø32	 ø32 L.933 z.22
	Man.	05.88	>		teeth 44	Front	 z.22 L.570 ø32	 ø32 L.933 z.22
1.6 i 57/66 kW	Man.	05.88	>			Front	 z.22 L.570 ø32	 ø32 L.933 z.22
	Man.	05.88	>		teeth 44	Front	 z.22 L.570 ø32	 ø32 L.933 z.22

# FIAT

## TIPO (160)


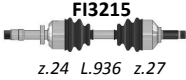

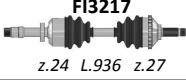

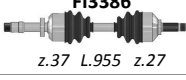
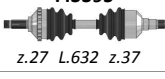
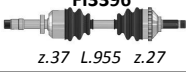
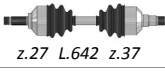

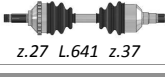
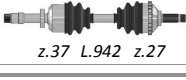




MODEL	GEARBOX	FROM	TO	CHASSIS	ABS	F/R	LEFT DRIVESHAFT	RIGHT DRIVESHAFT
1.6 Selecta 66 kW	Aut.	05.88	>			Front	 z.22 L.570 ø32	 ø32 L.933 z.22
	Aut.	05.88	>		teeth 44	Front	 z.22 L.570 ø32	 ø32 L.933 z.22
1.7 D 42 kW	Man.	05.88	>			Front	 z.22 L.570 ø32	 ø32 L.933 z.22
	Man.	05.88	>		teeth 44	Front	 z.22 L.570 ø32	 ø32 L.933 z.22
1.8 ie 74/100 kW	Man.	03.90	>			Front	 z.25 L.480 ø100	 ø100 L.480 z.25
	Man.	03.90	>		teeth 44	Front	 z.25 L.468 ø100	 ø100 L.468 z.25
1.8 ie 16V 100 kW	Man.	01.91	>		teeth 90	Front	 z.25 L.465 ø100	 ø100 L.465 z.25
1.8 ie GT 74 kW	Man.	03.90	>		teeth 90	Front	 z.25 L.465 ø100	 ø100 L.465 z.25
1.9 D 48 kW	Man.	05.88	>			Front	 z.22 L.570 ø32	 ø32 L.933 z.22
	Man.	05.88	>		teeth 44	Front	 z.22 L.570 ø32	 ø32 L.933 z.22
1.9 TD 66/68 kW	Man.	05.88	>			Front	 z.25 L.468 ø100	 ø100 L.468 z.25
2.0 ie 80/83 kW	Man.	05.88	>			Front	 z.25 L.480 ø100	 ø100 L.480 z.25
	Man.	05.88	>		teeth 44	Front	 z.25 L.468 ø100	 ø100 L.468 z.25
	Man.	05.88	>		teeth 90	Front	 z.25 L.465 ø100	 ø100 L.465 z.25

## ULYSSE I (220)

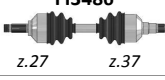
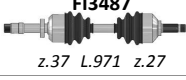




MODEL	GEARBOX	FROM	TO	CHASSIS	ABS	F/R	LEFT DRIVESHAFT	RIGHT DRIVESHAFT
1.8 73 kW	Man. BE3	07.95	>			Front	 z.27 L.647 z.24	 z.24 L.936 z.27
	Man. BE3	07.95	>		teeth 48	Front	 z.27 L.647 z.24	 z.24 L.936 z.27
1.9 TD 66/68 kW	Man. ME5K	01.93	>			Front	 z.27 L.642 z.37	 z.37 L.942 z.27
	Man. ME5K	01.93	>		teeth 48	Front	 z.27 L.641 z.37	 z.37 L.942 z.27

# FIAT

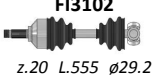
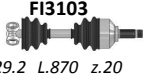
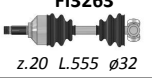
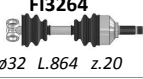
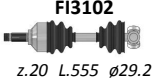
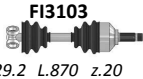




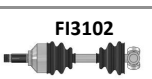

## ULYSSE I (220)

MODEL	GEARBOX	FROM	TO	CHASSIS	ABS	F/R	LEFT DRIVESHAFT	RIGHT DRIVESHAFT
2.0 89 kW	Man. BE3	01.94	>			Front	 z.27 L.647 z.24	 z.24 L.936 z.27
	Man. BE3	01.94	>		teeth 48	Front	 z.27 L.647 z.24	 z.24 L.936 z.27
2.0 JTD 80 kW	Man.	10.99	> 08.02			Front	 z.27 L.632 z.37	 z.37 L.955 z.27
	Man.	10.99	> 08.02		teeth 48	Front	 z.27 L.632 z.37	 z.37 L.955 z.27
2.0 Turbo 108 kW	Man. ME5K	01.94	>			Front	 z.27 L.642 z.37	 z.37 L.942 z.27
	Man. ME5K	01.94	>		teeth 48	Front	 z.27 L.641 z.37	 z.37 L.942 z.27
2.1 TD 80 kW	Man. ME5K	07.97	>			Front	 z.27 L.642 z.37	 z.37 L.942 z.27
	Man. ME5K	07.97	>		teeth 48	Front	 z.27 L.641 z.37	 z.37 L.942 z.27

## ULYSSE II (179AX)

MODEL	GEARBOX	FROM	TO	CHASSIS	ABS	F/R	LEFT DRIVESHAFT	RIGHT DRIVESHAFT
2.0 JTD 100 kW	Man.	05.06	>			Front	 z.27 z.37	 z.37 L.971 z.27
2.0 JTD 79/80 kW	Man.	10.02	>			Front	 z.27 L.642 z.37	 z.37 L.965 z.27
2.2 JTD 94 kW	Man.	10.02	>			Front	 z.27 L.632 z.37	 z.37 L.979 z.27

## UNO (146A)

MODEL	GEARBOX	FROM	TO	CHASSIS	ABS	F/R	LEFT DRIVESHAFT	RIGHT DRIVESHAFT
0.9 33 kW	Man.	04.83	> 11.84			Front	 z.20 L.555 ø29.2	 ø29.2 L.870 z.20
	Man.	12.84	>			Front	 z.20 L.555 ø32	 ø32 L.864 z.20
1.0 33 kW	Man.	04.83	> 11.84			Front	 z.20 L.555 ø29.2	 ø29.2 L.870 z.20
1.0 37 kW	Man.	12.84	>			Front	 z.20 L.555 ø32	 ø32 L.864 z.20
1.0 ie 33 kW	Man.	07.92	>			Front	 z.20 L.585 z.22	 z.22 L.845 z.20
1.1 40 kW	Man.	04.83	> 11.84			Front	 z.20 L.555 ø29.2	 ø29.2 L.870 z.20



# FIAT

## UNO (146A)



MODEL	GEARBOX	FROM	TO	CHASSIS	ABS	F/R	LEFT DRIVESHAFT	RIGHT DRIVESHAFT
1.1 43 kW	Man.	12.84	>			Front	 z.20 L.555 ø32	 ø32 L.864 z.20
1.1 Selecta 43 kW	Man.	04.83	> 11.84			Front	 z.20 L.555 ø29.2	 ø29.2 L.870 z.20
1.3 48/50 kW	Man.	04.83	> 11.84			Front	 z.20 L.555 ø29.2	 ø29.2 L.870 z.20
1.3 50 kW	Man.	12.84	>			Front	 z.20 L.555 ø32	 ø32 L.864 z.20
1.3 D 33 kW	Man.	04.83	> 11.84			Front	 z.20 L.555 ø29.2	 ø29.2 L.870 z.20
1.3 ie Turbo 73 kW	Man.	01.87	> 12.87			Front	 z.22 L.467 ø100	 ø100 L.467 z.22
1.3 ie Turbo 74 kW	Man.	09.89	> 03.91			Front	 z.22 L.467 ø100	 ø100 L.497 z.22
1.3 ie Turbo 77 kW	Man.	04.85	> 01.87			Front	 z.22 L.467 ø100	 ø100 L.497 z.22
	Man.	01.88	> 08.89			Front	 z.22 L.467 ø100	 ø100 L.467 z.22
1.4 52 kW	Man.	01.89	>			Front	 z.20 L.555 ø29.2	 ø29.2 L.865 z.20
1.4 D 33 kW	Man.	12.84	>			Front	 z.20 L.555 ø29.2	 ø29.2 L.870 z.20
1.4 ie 53 kW	Man.	01.93	>			Front	 z.20 L.560 z.23	 z.23 L.868 z.20
1.4 ie Turbo 82 kW	Man.	09.89	> 09.93			Front	 z.22 L.467 ø100	 ø100 L.497 z.22
	Man.	09.89	> 09.93		teeth 64	Front	 z.22 L.467 ø100	 ø100 L.497 z.22
1.4 ie Turbo 87 kW	Man.	12.89	> 12.96			Front	 z.22 L.467 ø100	 ø100 L.497 z.22
	Man.	12.89	> 12.96		teeth 64	Front	 z.22 L.467 ø100	 ø100 L.497 z.22
1.4 TD 42 kW	Man.	09.86	>			Front	 z.22 L.540 ø32	 ø32 L.875 z.22
1.5 ie 55 kW	Man.	10.85	> 12.93			Front	 z.20 L.494 ø100	 ø100 L.494 z.20

# FIAT

## UNO (146A)

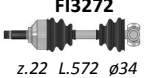

MODEL	GEARBOX	FROM	TO	CHASSIS	ABS	F/R	LEFT DRIVESHAFT	RIGHT DRIVESHAFT
1.7 D 42 kW	Man.	09.86	>			Front	 z.22 L.540 ø32	 ø32 L.875 z.22

## X 1/9 (146A)

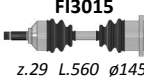
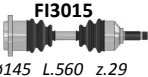

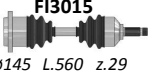
MODEL	GEARBOX	FROM	TO	CHASSIS	ABS	F/R	LEFT DRIVESHAFT	RIGHT DRIVESHAFT
1.3 54/55 kW	Man.	01.72	> 12.78			Front	 ø100 L.311 ø100	 ø100 L.650 ø100

# FIAT LCV



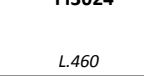
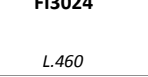

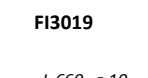
## 238

MODEL	GEARBOX	FROM	TO	CHASSIS	ABS	F/R	LEFT DRIVESHAFT	RIGHT DRIVESHAFT
1.4 38 kW	Man.	01.65 >	12.81			Front	 z.22 L.572 ø34	 ø34 L.843 z.22


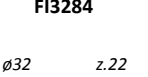

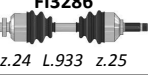
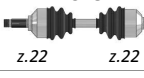


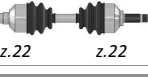

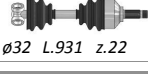


## 242

MODEL	GEARBOX	FROM	TO	CHASSIS	ABS	F/R	LEFT DRIVESHAFT	RIGHT DRIVESHAFT
1.5 D	Man.	01.74 >	06.91			Front	 z.29 L.560 ø145	 ø145 L.560 z.29
1.8 D	Man.	01.74 >	06.91			Front	 z.29 L.560 ø145	 ø145 L.560 z.29



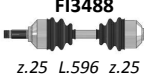
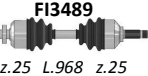
## CAMPAGNOLA

MODEL	GEARBOX	FROM	TO	CHASSIS	ABS	F/R	LEFT DRIVESHAFT	RIGHT DRIVESHAFT
1107	Man.	06.74 >	10.89			Front	 z.17 L.645	 L.645 z.17
	Man.	06.74 >	10.89			Rear	 L.460	 L.460
AR 51/55/59	Man.	06.74 >	10.89			Front	 z.10 L.615	 L.660 z.10

## DOBLÒ I (223)


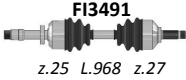

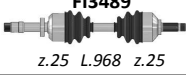


MODEL	GEARBOX	FROM	TO	CHASSIS	ABS	F/R	LEFT DRIVESHAFT	RIGHT DRIVESHAFT
1.2 8V 48 kW	Man.	03.01 >				Front	 z.22 L.617 ø32	 ø32 z.22
1.3 M-Jet 51 kW	Man.	05.04 >				Front	 z.25 L.615 z.24	 z.24 L.933 z.25
1.4 16V 57 kW	Man.	03.05 >				Front	 z.22 z.22	 z.22 z.22
1.6 16V 76 kW	Man.	10.01 >				Front	 z.22 z.22	 z.22 z.22
1.9 D 46 kW	Man.	03.01 >				Front	 z.22 L.617 ø32	 ø32 L.931 z.22
1.9 JTD 74/77 kW	Man.	10.01 >				Front	 z.25 L.615 z.24	 z.24 L.933 z.25

## DOBLÒ II (263)

MODEL	GEARBOX	FROM	TO	CHASSIS	ABS	F/R	LEFT DRIVESHAFT	RIGHT DRIVESHAFT
1.3 Mjt 66 kW	Man.	02.10 >				Front	 z.25 L.602 z.24	 z.24 L.968 z.25
1.4 Natural Power 88 kW	Man.	02.10 >				Front	 z.25 L.596 z.25	 z.25 L.968 z.25

# FIAT LCV

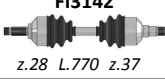
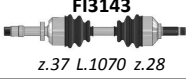


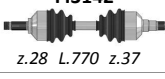
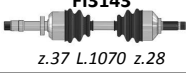


## DOBLÒ II (263)

MODEL	GEARBOX	FROM	TO	CHASSIS	ABS	F/R	LEFT DRIVESHAFT	RIGHT DRIVESHAFT
1.6 Mjt 66/77 kW	Man.	02.10 >				Front	 z.27 L.596 z.25	 z.25 L.968 z.27
		note: Vehicle with Capacity Plus						
	Man.	02.10 >				Front	 z.25 L.596 z.25	 z.25 L.968 z.25
		note: Vehicle without Capacity Plus						
2.0 Mjt 99 kW	Man.	02.10 >				Front	 z.27 L.596 z.25	 z.25 L.968 z.27

## DUCATO I (280/290)

MODEL	GEARBOX	FROM	TO	CHASSIS	ABS	F/R	LEFT DRIVESHAFT	RIGHT DRIVESHAFT
1.8 49/51 kW	Man.	05.82 > 07.87				Front	 z.28 L.693 z.25	 z.25 L.1064 z.28
	Man.	08.87 > 01.94				Front	 z.28 L.702 z.25	 z.25 L.1069 z.28
1.9 D 50/51 kW	Man.	05.82 > 07.87				Front	 z.28 L.693 z.25	 z.25 L.1064 z.28
	Man.	08.87 > 01.94				Front	 z.28 L.702 z.25	 z.25 L.1069 z.28
2.0 58 kW	Man.	05.82 > 07.87				Front	 z.28 L.693 z.25	 z.25 L.1064 z.28
	Man.	08.87 > 01.94				Front	 z.28 L.702 z.25	 z.25 L.1069 z.28
2.5 D 54/55 kW	Man.	05.82 > 07.87				Front	 z.28 L.693 z.25	 z.25 L.1064 z.28
	Man.	08.87 > 01.94				Front	 z.28 L.702 z.25	 z.25 L.1069 z.28
2.5 TD 70 kW	Man.	05.82 > 07.87				Front	 z.28 L.693 z.25	 z.25 L.1064 z.28
2.5 TD 74/77 kW	Man.	08.87 > 01.94				Front	 z.28 L.702 z.25	 z.25 L.1069 z.28

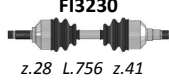
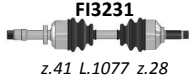
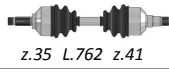

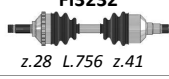

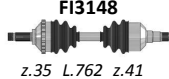
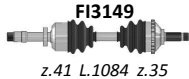



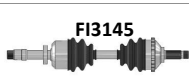


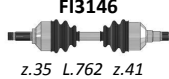
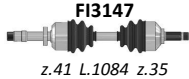



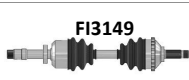



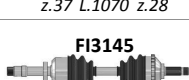



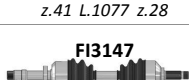


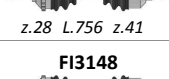
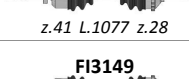




## DUCATO II (230\_)

MODEL	GEARBOX	FROM	TO	CHASSIS	ABS	F/R	LEFT DRIVESHAFT	RIGHT DRIVESHAFT
1.9 D 51 kW	Man. ME5	02.94 > 03.02				Front	 z.28 L.770 z.37	 z.37 L.1070 z.28
	Man. ME5	02.94 > 03.02			teeth 54	Front	 z.28 L.770 z.37	 z.37 L.1070 z.28
1.9 TD 60 kW	Man. ME5	02.94 > 03.02				Front	 z.28 L.770 z.37	 z.37 L.1070 z.28
	Man. ME5	02.94 > 03.02			teeth 54	Front	 z.28 L.770 z.37	 z.37 L.1070 z.28




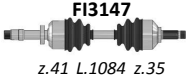


# FIAT LCV

## DUCATO II (230\_)


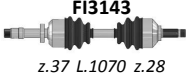

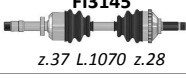
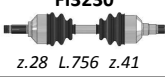

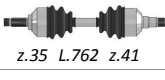
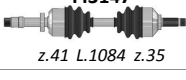




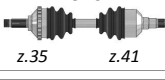
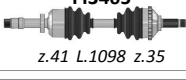
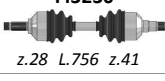
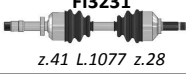
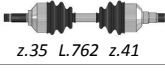
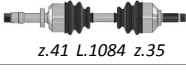




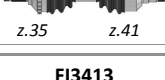

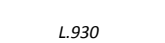
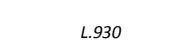
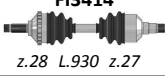
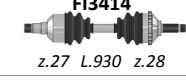
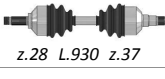
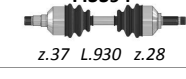


MODEL	GEARBOX	FROM	TO	CHASSIS	ABS	F/R	LEFT DRIVESHAFT	RIGHT DRIVESHAFT
2.0 80 kW	Man. MG5	02.94	> 03.02			Front	 z.28 L.756 z.41	 z.41 L.1077 z.28
		note: Capacity 10/14 q						
	Man. MG5	02.94	> 03.02			Front	 z.35 L.762 z.41	 z.41 L.1084 z.35
		note: Capacity 18 q						
	Man. MG5	02.94	> 03.02		teeth 54	Front	 z.28 L.756 z.41	 z.41 L.1077 z.28
		note: Capacity 10/14 q						
Man. MG5	02.94	> 03.02			teeth 54	Front	 z.35 L.762 z.41	 z.41 L.1084 z.35
	note: Capacity 18 q							
Man. ME5	02.94	> 03.02				Front	 z.28 L.770 z.37	 z.37 L.1070 z.28
	note: Capacity 10/14 q							
Man. ME5	02.94	> 03.02			teeth 54	Front	 z.28 L.770 z.37	 z.37 L.1070 z.28
	note: Capacity 10/14 q							
2.5 D 62 kW	Man. MG5	02.94	> 03.02			Front	 z.28 L.756 z.41	 z.41 L.1077 z.28
		note: Capacity 10/14 q						
	Man. MG5	02.94	> 03.02			Front	 z.35 L.762 z.41	 z.41 L.1084 z.35
		note: Capacity 18 q						
	Man. MG5	02.94	> 03.02		teeth 54	Front	 z.28 L.756 z.41	 z.41 L.1077 z.28
		note: Capacity 10/14 q						
Man. MG5	02.94	> 03.02			teeth 54	Front	 z.35 L.762 z.41	 z.41 L.1084 z.35
	note: Capacity 18 q							
Man. ME5	02.94	> 03.02				Front	 z.28 L.770 z.37	 z.37 L.1070 z.28
	note: Capacity 10/14 q							
Man. ME5	02.94	> 03.02			teeth 54	Front	 z.28 L.770 z.37	 z.37 L.1070 z.28
	note: Capacity 10/14 q							
2.5 TDI 85/80 kW	Man. MG5	02.94	> 03.02			Front	 z.28 L.756 z.41	 z.41 L.1077 z.28
		note: Capacity 10/14 q						
	Man. MG5	02.94	> 03.02			Front	 z.35 L.762 z.41	 z.41 L.1084 z.35
		note: Capacity 18 q						
Man. MG5	02.94	> 03.02		teeth 54	Front	 z.28 L.756 z.41	 z.41 L.1077 z.28	
	note: Capacity 10/14 q							
Man. MG5	02.94	> 03.02			teeth 54	Front	 z.35 L.762 z.41	 z.41 L.1084 z.35
	note: Capacity 18 q							
2.8 D 64 kW	Man. MG5	02.94	> 03.02			Front	 z.35 L.762 z.41	 z.41 L.1084 z.35
		note: Capacity 18 q						
Man. MG5	02.94	> 03.02			teeth 54	Front	 z.35 L.762 z.41	 z.41 L.1084 z.35
	note: Capacity 18 q							

# FIAT LCV

## DUCATO II (230\_)







MODEL	GEARBOX	FROM	TO	CHASSIS	ABS	F/R	LEFT DRIVESHAFT	RIGHT DRIVESHAFT
2.8 TDI 90 kW	Man. MG5	10.97	> 03.02			Front	 z.35 L.762 z.41	 z.41 L.1084 z.35
	note: Capacity 18 q							
	Man. MG5	10.97	> 03.02		teeth 54	Front	 z.35 L.762 z.41	 z.41 L.1084 z.35
	note: Capacity 18 q							

## DUCATO III (244\_)

MODEL	GEARBOX	FROM	TO	CHASSIS	ABS	F/R	LEFT DRIVESHAFT	RIGHT DRIVESHAFT
2.0 JTD 62 kW	Man. ME5	04.02	>			Front	 z.28 L.770 z.37	 z.37 L.1070 z.28
	note: Capacity 18 q							
	Man. ME5	04.02	>		teeth 54	Front	 z.28 L.770 z.37	 z.37 L.1070 z.28
	note: Capacity 18 q							
2.3 JTD 81 kW	Man. MG5	04.02	> 03.07			Front	 z.28 L.756 z.41	 z.41 L.1077 z.28
	note: Capacity 11/15 q							
	Man. MG5	04.02	> 07.05			Front	 z.35 L.762 z.41	 z.41 L.1084 z.35
	note: Capacity 18 q							
	Man. MG5	04.02	> 03.07		teeth 54	Front	 z.28 L.756 z.41	 z.41 L.1077 z.28
	note: Capacity 11/15 q							
	Man. MG5	04.02	> 07.05		teeth 54	Front	 z.35 L.762 z.41	 z.41 L.1084 z.35
note: Capacity 18 q								
	Man. MG5	08.05	> 03.07		teeth 54	Front	 z.35 z.41	 z.41 L.1098 z.35
note: Capacity 18 q								
2.8 JTD 94 kW	Man. MG5	04.02	> 03.07			Front	 z.28 L.756 z.41	 z.41 L.1077 z.28
	note: Capacity 11/15 q							
	Man. MG5	04.02	> 07.05			Front	 z.35 L.762 z.41	 z.41 L.1084 z.35
	note: Capacity 18 q							
	Man. MG5	04.02	> 03.07		teeth 54	Front	 z.28 L.756 z.41	 z.41 L.1077 z.28
	note: Capacity 11/15 q							
	Man. MG5	04.02	> 07.05		teeth 54	Front	 z.35 L.762 z.41	 z.41 L.1084 z.35
note: Capacity 18 q								
	Man. MG5	08.05	> 03.07		teeth 54	Front	 z.35 z.41	 z.41 L.1098 z.35
note: Capacity 18 q								
2.8 JTD 4x4 94 kW	Man.	04.02	> 06.03			Rear	 L.930	 L.930
	note: N : 27 - Capacity 18 q							
	Man.	04.02	> 06.03		teeth 48	Rear	 z.28 L.930 z.27	 z.27 L.930 z.28
	note: N : 27 - Capacity 18 q							
	Man.	07.03	>			Rear	 z.28 L.930 z.37	 z.37 L.930 z.28
note: N : 37 - Capacity 18 q								
	Man.	07.03	>		teeth 50	Rear	 z.28 L.930 z.37	 z.37 L.930 z.28
note: N : 37 - Capacity 18 q								

# FIAT LCV



## DUCATO IV (250)

MODEL	GEARBOX	FROM	TO	CHASSIS	ABS	F/R	LEFT DRIVESHAFT	RIGHT DRIVESHAFT
2.2 Mjt 74/88 kW	Man.	07.06	>			Front	 z.35 L.814 z.41	 z.41 L.1147 z.35
2.2 Mjt 88 kW	Man.	07.06	>			Front	 z.35 L.807 z.41	 z.41 L.1139 z.35
3.0 Mjt 110/116 kW	Man.	07.06	>			Front	 z.35 L.749 z.31	 z.31 L.1203 z.35

## FIORINO I (127/147)

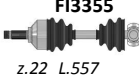
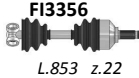

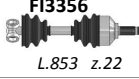


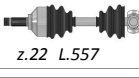

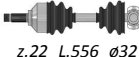

MODEL	GEARBOX	FROM	TO	CHASSIS	ABS	F/R	LEFT DRIVESHAFT	RIGHT DRIVESHAFT
0.9 33 kW	Man.	10.77	> 02.80			Front	 z.20 L.547 ø25.4	 ø25.4 L.793 z.20
	Man.	03.80	>			Front	 z.20 L.533 ø25.4	 ø25.4 L.812 z.20
1.05 37 kW	Man.	10.77	> 02.80			Front	 z.20 L.547 ø25.4	 ø25.4 L.793 z.20
	Man.	03.80	> 09.86			Front	 z.22 L.531 ø28	 ø28 L.815 z.22
	Man.	10.86	>			Front	 z.22 L.577 ø32	 ø32 L.845 z.22
1.1 40 kW	Man.	11.86	> 11.91			Front	 z.22	 z.22
	Man.	12.91	> 12.92			Front	 z.22	 z.22
1.3 49 kW	Man.	12.87	> 11.91			Front	 z.22	 z.22
	Man.	12.91	> 12.92			Front	 z.22	 z.22
1.3 D 33 kW	Man.	03.82	> 11.91			Front	 z.22 L.531 ø28	 ø28 L.815 z.22
	Man.	12.91	> 12.92			Front	 z.22	 z.22
1.5 55 kW	Man.	01.88	> 12.92			Front	 z.22 L.558 ø32	 ø32 L.862 z.22
1.7 D 42/44 kW	Man.	10.86	> 12.92			Front	 z.22 L.558 ø32	 ø32 L.862 z.22

## FIORINO II (146)

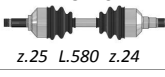



MODEL	GEARBOX	FROM	TO	CHASSIS	ABS	F/R	LEFT DRIVESHAFT	RIGHT DRIVESHAFT
1.3 49 kW	Man.	01.93	>			Front	 z.22	 z.22

# FIAT LCV



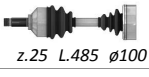


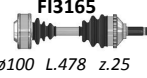


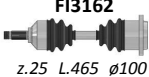
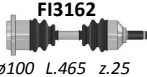




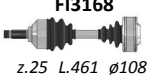
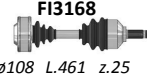


## FIORINO II (146)

MODEL	GEARBOX	FROM	TO	CHASSIS	ABS	F/R	LEFT DRIVESHAFT	RIGHT DRIVESHAFT
1.4 49 kW	Man.	01.93	>			Front	 z.22 L.557	 L.853 z.22
1.5 55 kW	Man.	01.93	>			Front	 z.22 L.557	 L.853 z.22
1.6 55 kW	Man.	01.93	>			Front	 z.22 L.557	 L.853 z.22
1.7 D 42/44 kW	Man.	01.93	>			Front	 z.22 L.557	 L.853 z.22
1.7 TD 46 kW	Man.	01.93	>			Front	 z.22 L.556 ø32	 ø32 L.856 z.22

## FIORINO III (225)


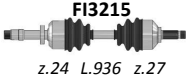

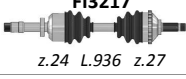
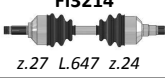
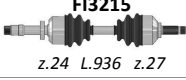
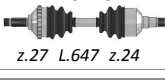
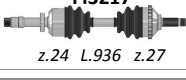
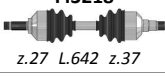
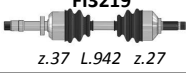
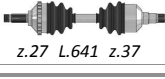
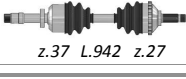
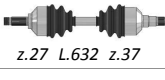
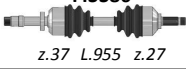


MODEL	GEARBOX	FROM	TO	CHASSIS	ABS	F/R	LEFT DRIVESHAFT	RIGHT DRIVESHAFT
1.3 Mjt 55 kW	Man.	02.08	>			Front	 z.25 L.580 z.24	 z.24 L.950 z.25
1.4 54 kW	Man.	02.08	>			Front	 z.22 L.649 z.22	 z.22 L.882 z.22

## MAREA MARENGO (185)

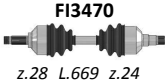
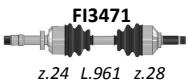
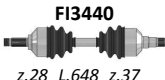
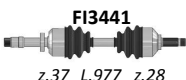
MODEL	GEARBOX	FROM	TO	CHASSIS	ABS	F/R	LEFT DRIVESHAFT	RIGHT DRIVESHAFT
1.9 JTD 77 kW	Man.	04.99	> 01.01		Active Sensor ABS	Front	 z.25 L.465 ø100	 ø100 L.465 z.25
1.9 TD 55 kW	Man.	09.96	> 03.99			Front	 z.25 L.485 ø100	 ø100 L.485 z.25
	Man.	09.96	> 03.99		teeth 44	Front	 z.25 L.478 ø100	 ø100 L.478 z.25
	Man.	04.99	>		Active Sensor ABS	Front	 z.25 L.465 ø100	 ø100 L.465 z.25
1.9 TD 74 kW	Man.	09.96	> 03.99			Front	 z.25 L.465 ø100	 ø100 L.465 z.25
	Man.	09.96	> 03.99		teeth 44	Front	 z.25 L.465 ø100	 ø100 L.465 z.25
2.4 JTD 96 kW	Man.	04.99	>		Active Sensor ABS	Front	 L.475 ø100	 ø100 L.475
2.4 TD 91 kW	Man.	10.96	>			Front	 z.25 L.461 ø108	 ø108 L.461 z.25
	Man.	10.96	>		teeth 44	Front	 z.25 L.461 ø108	 ø108 L.461 z.25

# FIAT LCV


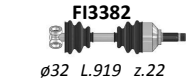



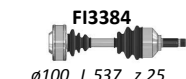
## SCUDO (220P/L)

MODEL	GEARBOX	FROM	TO	CHASSIS	ABS	F/R	LEFT DRIVESHAFT	RIGHT DRIVESHAFT
1.6 i 58 kW	Man. BE3	07.97	>			Front	 z.27 L.647 z.24	 z.24 L.936 z.27
	Man. BE3	07.97	>		teeth 48	Front	 z.27 L.647 z.24	 z.24 L.936 z.27
1.9 D 50/51 kW	Man. BE3	07.96	>			Front	 z.27 L.647 z.24	 z.24 L.936 z.27
	Man. BE3	07.96	>		teeth 48	Front	 z.27 L.647 z.24	 z.24 L.936 z.27
1.9 TD 66/68 kW	Man. ME5K	07.96	>			Front	 z.27 L.642 z.37	 z.37 L.942 z.27
	Man. ME5K	07.96	>		teeth 48	Front	 z.27 L.641 z.37	 z.37 L.942 z.27
2.0 JTD 69/80 kW	Man.	12.99	>			Front	 z.27 L.632 z.37	 z.37 L.955 z.27
	Man.	12.99	>		teeth 48	Front	 z.27 L.632 z.37	 z.37 L.955 z.27

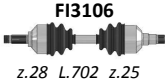
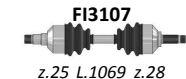


## SCUDO II (270\_)

MODEL	GEARBOX	FROM	TO	CHASSIS	ABS	F/R	LEFT DRIVESHAFT	RIGHT DRIVESHAFT
1.6 D Mjt 66 kW	Man.	01.07	>			Front	 z.28 L.669 z.24	 z.24 L.961 z.28
2.0 D Mjt 88/100 kW	Man.	01.07	>			Front	 z.28 L.648 z.37	 z.37 L.977 z.28

## STRADA (178E)









MODEL	GEARBOX	FROM	TO	CHASSIS	ABS	F/R	LEFT DRIVESHAFT	RIGHT DRIVESHAFT
1.7 TD 51 kW	Man.	06.99	>			Front	 z.22 L.571 ø32	 ø32 L.919 z.22
1.9 D 46 kW	Man.	12.00	>			Front	 z.22 L.571 ø32	 ø32 L.919 z.22
1.9 JTD 59 kW	Man.	04.03	>			Front	 z.25 L.454 ø100	 ø100 L.537 z.25

## TALENTO (290)

MODEL	GEARBOX	FROM	TO	CHASSIS	ABS	F/R	LEFT DRIVESHAFT	RIGHT DRIVESHAFT
1.9 D 52 kW	Man.	08.87	>			Front	 z.28 L.702 z.25	 z.25 L.1069 z.28
2.0 55 kW	Man.	08.87	>			Front	 z.28 L.702 z.25	 z.25 L.1069 z.28



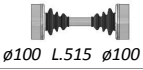
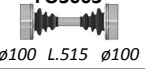

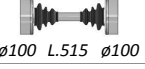


# FIAT LCV

## TEMPRA MARENGO (159)

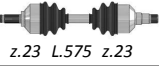



MODEL	GEARBOX	FROM	TO	CHASSIS	ABS	F/R	LEFT DRIVESHAFT	RIGHT DRIVESHAFT
1.9 D 48 kW	Man.	09.90	>			Front	 <p><b>FI3088</b> z.22 L.570 ø32</p>	 <p><b>FI3089</b> ø32 L.933 z.22</p>
	Man.	09.90	>		teeth 44	Front	 <p><b>FI3092</b> z.22 L.570 ø32</p>	 <p><b>FI3093</b> ø32 L.933 z.22</p>
1.9 TD 59/66 kW	Man.	05.90	>			Front	 <p><b>FI3096</b> z.25 L.468 ø100</p>	 <p><b>FI3096</b> ø100 L.468 z.25</p>
	Man.	05.90	>		teeth 44	Front	 <p><b>FI3094</b> z.25 L.468 ø100</p>	 <p><b>FI3094</b> ø100 L.468 z.25</p>

# FORD

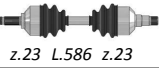

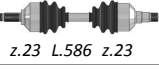
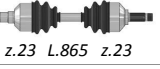

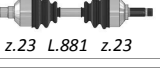
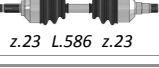
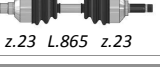


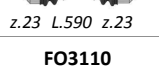
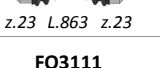
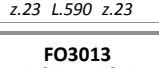
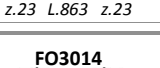








## CONSUL

MODEL	GEARBOX	FROM	TO	CHASSIS	ABS	F/R	LEFT DRIVESHAFT	RIGHT DRIVESHAFT
1.7 48/55 kW	Man.	01.72	> 01.85			Rear	<b>FO3003</b>  ø100 L.515 ø100	<b>FO3003</b>  ø100 L.515 ø100
2.0 60/66/73 kW	Man.	01.72	> 01.85			Rear	<b>FO3003</b>  ø100 L.515 ø100	<b>FO3003</b>  ø100 L.515 ø100
2.3 79 kW	Man.	01.72	> 01.85			Rear	<b>FO3003</b>  ø100 L.515 ø100	<b>FO3003</b>  ø100 L.515 ø100
3.0 101 kW	Man.	01.72	> 08.77			Rear	<b>FO3197</b>  ø100 L.525 ø100	<b>FO3197</b>  ø100 L.525 ø100

## ESCORT II

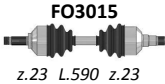
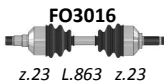
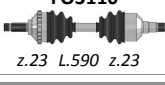
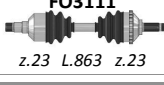
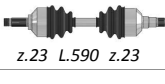

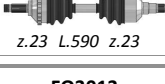
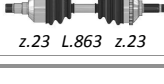


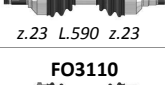

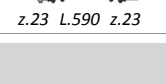
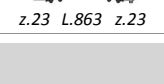
MODEL	GEARBOX	FROM	TO	CHASSIS	ABS	F/R	LEFT DRIVESHAFT	RIGHT DRIVESHAFT
1.1 39/40 kW	Man.	08.80	> 01.82			Front	<b>FO3005</b>  z.23 L.575 z.23	<b>FO3006</b>  z.23 L.883 z.23
1.1 43 kW	Man.	08.80	> 01.82			Front	<b>FO3005</b>  z.23 L.575 z.23	<b>FO3006</b>  z.23 L.883 z.23

## ESCORT III

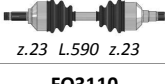



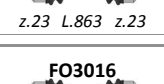
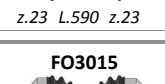

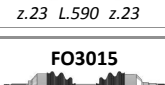
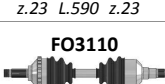

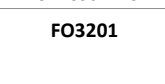
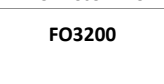
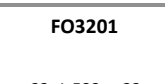
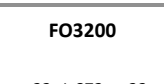
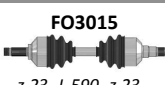
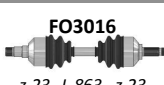
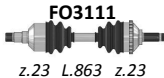


MODEL	GEARBOX	FROM	TO	CHASSIS	ABS	F/R	LEFT DRIVESHAFT	RIGHT DRIVESHAFT
1.1 37/40 kW	Man.	02.82	> 09.88			Front	<b>FO3007</b>  z.23 L.586 z.23	<b>FO3008</b>  z.23 L.865 z.23
1.1 43 kW	Man.	02.82	> 09.88			Front	<b>FO3007</b>  z.23 L.586 z.23	<b>FO3008</b>  z.23 L.865 z.23
1.1 Van. 39/40 kW	Man.	08.80	> 01.82			Front	<b>FO3013</b>  z.23 L.572 z.23	<b>FO3014</b>  z.23 L.881 z.23
1.3 44 kW	Man.	01.86	> 08.90			Front	<b>FO3007</b>  z.23 L.586 z.23	<b>FO3008</b>  z.23 L.865 z.23
1.3 52/54 kW	Man.	08.80	> 01.82			Front	<b>FO3013</b>  z.23 L.572 z.23	<b>FO3014</b>  z.23 L.881 z.23
	Man.	02.82	> 12.85			Front	<b>FO3015</b>  z.23 L.590 z.23	<b>FO3016</b>  z.23 L.863 z.23
	Man.	02.82	> 12.85		teeth 56	Front	<b>FO3110</b>  z.23 L.590 z.23	<b>FO3111</b>  z.23 L.863 z.23
1.6 65/66 kW	Man.	08.80	> 01.82			Front	<b>FO3013</b>  z.23 L.572 z.23	<b>FO3014</b>  z.23 L.881 z.23
	Man.	02.82	> 08.90			Front	<b>FO3015</b>  z.23 L.590 z.23	<b>FO3016</b>  z.23 L.863 z.23
	Man.	02.82	> 08.90		teeth 56	Front	<b>FO3110</b>  z.23 L.590 z.23	<b>FO3111</b>  z.23 L.863 z.23
	Aut. ATX	11.82	> 07.89			Front	<b>FO3013</b>  z.23 L.572 z.23	<b>FO3014</b>  z.23 L.881 z.23

# FORD

## ESCORT III

MODEL	GEARBOX	FROM	TO	CHASSIS	ABS	F/R	LEFT DRIVESHAFT	RIGHT DRIVESHAFT
1.6 D 40 kW	Man.	02.84	> 08.90			Front	 z.23 L.590 z.23	 z.23 L.863 z.23
	Man.	02.84	> 08.90		teeth 56	Front	 z.23 L.590 z.23	 z.23 L.863 z.23
1.6 Turbo 97 kW	Man.	02.82	> 08.90			Front	 z.23 L.590 z.23	 z.23 L.863 z.23
	Man.	02.82	> 08.90		teeth 56	Front	 z.23 L.590 z.23	 z.23 L.863 z.23
1.6 XR3 70 kW	Man.	08.80	> 01.82			Front	 z.23 L.572 z.23	 z.23 L.881 z.23
1.6 XR3 97 kW	Man.	02.82	> 08.90			Front	 z.23 L.590 z.23	 z.23 L.863 z.23
	Man.	02.82	> 08.90		teeth 56	Front	 z.23 L.590 z.23	 z.23 L.863 z.23

















## ESCORT IV

MODEL	GEARBOX	FROM	TO	CHASSIS	ABS	F/R	LEFT DRIVESHAFT	RIGHT DRIVESHAFT
1.1 37/40 kW	Man.	10.88	> 08.90			Front	 z.23 L.590 z.23	 z.23 L.863 z.23
	Man.	10.88	> 08.90		teeth 56	Front	 z.23 L.590 z.23	 z.23 L.863 z.23
	Aut.	04.86	> 08.90			Front	 z.23 L.590 z.23	 z.23 L.863 z.23
1.1 43 kW	Man.	10.88	> 08.90			Front	 z.23 L.590 z.23	 z.23 L.863 z.23
1.1 Van 39/40 kW	Aut.	04.86	> 08.90			Front	 z.23 L.590 z.23	 z.23 L.863 z.23
1.4 55 kW	Man.	01.86	> 08.90			Front	 z.23 L.590 z.23	 z.23 L.863 z.23
	Man.	01.86	> 08.90		teeth 56	Front	 z.23 L.590 z.23	 z.23 L.863 z.23
	Aut. CTX	11.82	> 08.90			Front	 z.23 L.588 z.23	 z.23 L.873 z.23
1.6 65/66 kW	Aut. CTX	04.86	> 08.90			Front	 z.23 L.588 z.23	 z.23 L.873 z.23
1.8 D 44 kW	Man.	04.86	> 08.90			Front	 z.23 L.590 z.23	 z.23 L.863 z.23
	Man.	04.86	> 08.90		teeth 56	Front	 z.23 L.590 z.23	 z.23 L.863 z.23







# FORD











## ESCORT V

MODEL	GEARBOX	FROM	TO	CHASSIS	ABS	F/R	LEFT DRIVESHAFT	RIGHT DRIVESHAFT
1.3 i 44 kW	Man.	09.90	> 10.91			Front	 z.23 L.600 z.23	 z.23 L.895 z.23
	Man.	09.90	> 10.91		teeth 56	Front	 z.23 L.600 z.23	 z.23 L.895 z.23
1.4 52 kW	Man.	09.90	> 10.91			Front	 z.25 L.606 z.23	 z.23 L.904 z.25
	Man.	09.90	> 10.91		teeth 56	Front	 z.25 L.607 z.23	 z.23 L.904 z.25
1.6 65/66 kW	Man.	09.90	>			Front	 z.25 L.606 z.23	 z.23 L.904 z.25
	Man.	09.90	>		teeth 56	Front	 z.25 L.607 z.23	 z.23 L.904 z.25
1.8 D 44 kW	Man.	09.90	> 01.95			Front	 z.25 L.606 z.23	 z.23 L.904 z.25
	Man.	09.90	> 01.95		teeth 56	Front	 z.25 L.607 z.23	 z.23 L.904 z.25

## ESCORT V VAN

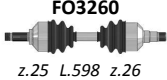
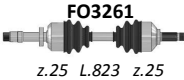

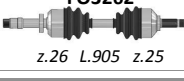
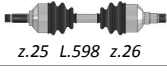
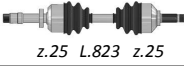
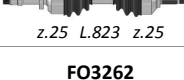
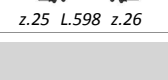
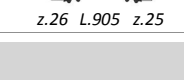
MODEL	GEARBOX	FROM	TO	CHASSIS	ABS	F/R	LEFT DRIVESHAFT	RIGHT DRIVESHAFT
1.3 46 kW	Man.	09.90	> 10.91			Front	 z.23 L.600 z.23	 z.23 L.895 z.23
	Man.	09.90	> 10.91		teeth 56	Front	 z.23 L.600 z.23	 z.23 L.895 z.23

## ESCORT VI



MODEL	GEARBOX	FROM	TO	CHASSIS	ABS	F/R	LEFT DRIVESHAFT	RIGHT DRIVESHAFT
1.8 TD 66 kW	Man. MTX75	07.93	> 01.95			Front	 z.25 L.598 z.26	 z.26 L.907 z.25
1.8i 16V 77 kW	Man. MTX75	02.92	> 01.95			Front	 z.25 L.598 z.26	 z.26 L.907 z.25
2.0 Cosw. 4X4 162 kW	Man.	01.93	>			Rear	 z.23 L.577 z.23	 z.23 L.577 z.23
	Man.	01.93	>		teeth 94	Front	 z.23 L.577 z.23	 z.23 L.577 z.23
2.0 RS 16V 110 kW	Man. MTX75	10.91	> 01.95			Front	 z.25 L.598 z.26	 z.26 L.907 z.25

# FORD

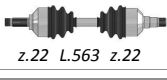

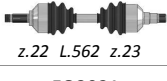
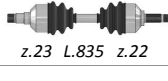




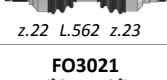

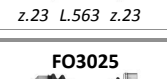
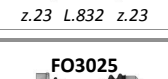






## ESCORT VII

MODEL	GEARBOX	FROM	TO	CHASSIS	ABS	F/R	LEFT DRIVESHAFT	RIGHT DRIVESHAFT
1.8 TD 66 kW	Man. MTX75	02.95	> 12.96			Front	 z.25 L.598 z.26	 z.25 L.823 z.25
	Man. MTX75	01.97	> 10.98			Front	 z.25 L.598 z.26	 z.26 L.905 z.25
1.8i 16V 77 kW	Man. MTX75	02.95	> 12.96			Front	 z.25 L.598 z.26	 z.25 L.823 z.25
	Man. MTX75	01.97	> 10.98			Front	 z.25 L.598 z.26	 z.26 L.905 z.25
2.0 RS 16V 110 kW	Man. MTX75	02.95	> 12.96			Front	 z.25 L.598 z.26	 z.25 L.823 z.25
	Man. MTX75	01.97	> 10.98			Front	 z.25 L.598 z.26	 z.26 L.905 z.25

## ESCORT VIII



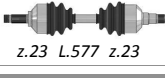


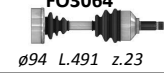

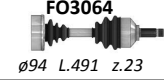
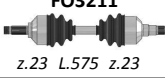


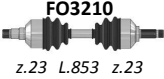
MODEL	GEARBOX	FROM	TO	CHASSIS	ABS	F/R	LEFT DRIVESHAFT	RIGHT DRIVESHAFT
1.8 TD 66 kW	Man.	11.98	> 07.00			Front	 z.25 L.598 z.26	 z.26 L.905 z.25

## FIESTA I (GFBT)



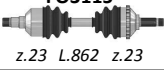

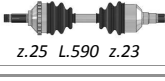
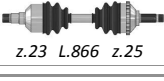

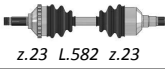
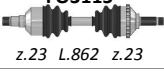
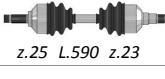
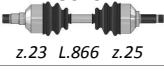

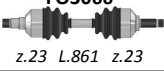

MODEL	GEARBOX	FROM	TO	CHASSIS	ABS	F/R	LEFT DRIVESHAFT	RIGHT DRIVESHAFT
1.0 29/33 kW	Man.	05.76	> 08.79			Front	 z.22 L.563 z.22	 z.22 L.832 z.22
1.0 33 kW	Man.	09.79	> 07.80			Front	 z.22 L.562 z.23	 z.23 L.835 z.22
	Man.	08.80	> 07.83			Front	 z.23 L.563 z.23	 z.23 L.832 z.23
1.1 40 kW	Man.	05.76	> 08.79			Front	 z.22 L.563 z.22	 z.22 L.832 z.22
	Man.	09.79	> 07.80			Front	 z.22 L.562 z.23	 z.23 L.835 z.22
	Man.	08.80	> 07.83			Front	 z.23 L.563 z.23	 z.23 L.832 z.23
1.3 49 kW	Man.	08.77	> 07.80			Front	 z.22 L.456 ø94	 ø94 L.456 z.22
	Man.	08.80	> 08.83			Front	 z.23 L.455 ø94	 ø94 L.455 z.23
1.6 XR2 71 kW	Man.	09.81	> 08.83			Front	 z.23 L.455 ø94	 ø94 L.455 z.23

# FORD

## FIESTA II (FBD)


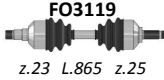


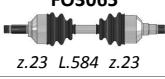
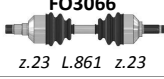

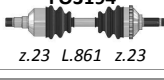
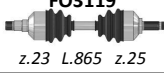
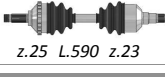
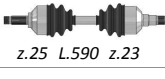



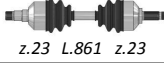
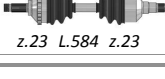
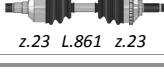

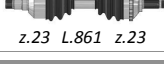
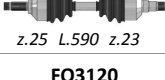






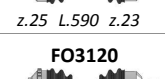
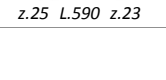
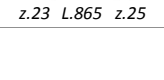
MODEL	GEARBOX	FROM	TO	CHASSIS	ABS	F/R	LEFT DRIVESHAFT	RIGHT DRIVESHAFT
1.0 33 kW	Man.	08.83	> 03.89			Front	 z.23 L.577 z.23	 z.23 L.855 z.23
1.1 36 kW	Man.	08.83	> 03.89			Front	 z.23 L.577 z.23	 z.23 L.855 z.23
1.3 51 kW	Man.	09.83	> 01.87			Front	 z.23 L.491 ø94	 ø94 L.491 z.23
1.4 52 kW	Man.	01.86	> 05.86			Front	 z.23 L.491 ø94	 ø94 L.491 z.23
	Man.	06.86	> 03.89			Front	 z.23 L.575 z.23	 z.25 L.766 z.23
1.6 D 40 kW	Man.	02.84	> 03.88			Front	L.575	L.855
	Man.	04.88	> 03.89			Front	 z.23 L.574 z.23	 z.23 L.853 z.23
1.6 XR2 71 kW	Man.	02.84	> 03.89			Front	L.575	L.855

## FIESTA III (GFJ)

MODEL	GEARBOX	FROM	TO	CHASSIS	ABS	F/R	LEFT DRIVESHAFT	RIGHT DRIVESHAFT
1.0 33 kW	Man.	04.89	> 05.94			Front	 z.23 L.582 z.23	 z.23 L.862 z.23
	Man.	04.89	> 05.94		teeth 56	Front	 z.23 L.582 z.23	 z.23 L.862 z.23
	Man.	06.94	> 12.95			Front	 z.25 L.590 z.23	 z.23 L.866 z.25
	Man.	06.94	> 12.95		teeth 56	Front	 z.25 L.590 z.23	 z.23 L.866 z.25
1.1 37 kW	Man.	04.89	> 05.94			Front	 z.23 L.582 z.23	 z.23 L.862 z.23
	Man.	04.89	> 05.94		teeth 56	Front	 z.23 L.582 z.23	 z.23 L.862 z.23
	Man.	06.94	> 12.95			Front	 z.25 L.590 z.23	 z.23 L.866 z.25
	Man.	06.94	> 12.95		teeth 56	Front	 z.25 L.590 z.23	 z.23 L.866 z.25
1.3 44/49 kW	Man.	07.90	> 01.94			Front	 z.23 L.584 z.23	 z.23 L.861 z.23
	Man.	07.90	> 01.94		teeth 56	Front	 z.23 L.584 z.23	 z.23 L.861 z.23



# FORD

## FIESTA III (GFJ)

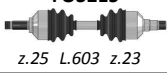
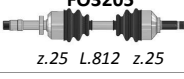

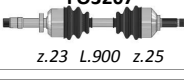
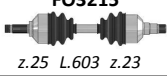
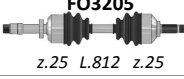
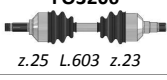
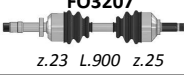

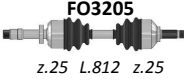
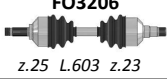
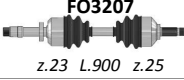
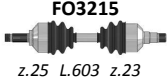
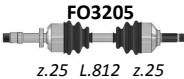
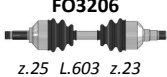
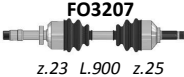
MODEL	GEARBOX	FROM	TO	CHASSIS	ABS	F/R	LEFT DRIVESHAFT	RIGHT DRIVESHAFT
1.3 i 44 kW	Man.	02.94	> 12.96			Front	 z.25 L.590 z.23	 z.23 L.865 z.25
	Man.	02.94	> 12.96		teeth 56	Front	 z.25 L.590 z.23	 z.23 L.865 z.25
1.4 52 kW	Man.	04.89	> 01.94			Front	 z.23 L.584 z.23	 z.23 L.861 z.23
	Man.	04.89	> 01.94		teeth 56	Front	 z.23 L.584 z.23	 z.23 L.861 z.23
1.4 16V 66 kW	Man.	02.94	> 12.96			Front	 z.25 L.590 z.23	 z.23 L.865 z.25
	Man.	02.94	> 12.96		teeth 56	Front	 z.25 L.590 z.23	 z.23 L.865 z.25
1.6 16V 76 kW	Man.	02.94	> 12.96			Front	 z.25 L.590 z.23	 z.23 L.865 z.25
	Man.	02.94	> 12.96		teeth 56	Front	 z.25 L.590 z.23	 z.23 L.865 z.25
1.6 Turbo 96/98 kW	Man.	07.90	>			Front	 z.23 L.584 z.23	 z.23 L.861 z.23
	Man.	07.90	>		teeth 56	Front	 z.23 L.584 z.23	 z.23 L.861 z.23
1.6 XR2 71 kW	Man.	04.89	> 01.94			Front	 z.23 L.584 z.23	 z.23 L.861 z.23
	Man.	04.89	> 01.94		teeth 56	Front	 z.23 L.584 z.23	 z.23 L.861 z.23
1.6 XR2 81 kW	Man.	02.94	> 12.96			Front	 z.25 L.590 z.23	 z.23 L.865 z.25
	Man.	02.94	> 12.96		teeth 56	Front	 z.25 L.590 z.23	 z.23 L.865 z.25
1.8 D 43/44 kW	Man.	04.89	> 01.94			Front	 z.23 L.584 z.23	 z.23 L.861 z.23
	Man.	04.89	> 01.94		teeth 56	Front	 z.23 L.584 z.23	 z.23 L.861 z.23
	Man.	02.94	> 12.96			Front	 z.25 L.590 z.23	 z.23 L.865 z.25
	Man.	02.94	> 12.96		teeth 56	Front	 z.25 L.590 z.23	 z.23 L.865 z.25

# FORD

## FIESTA III (GFJ)

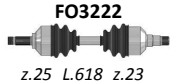
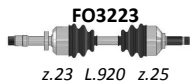
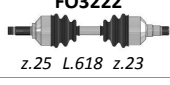
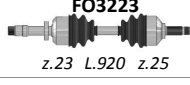
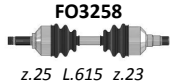
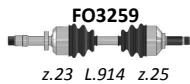
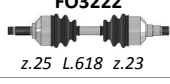
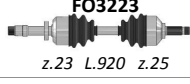
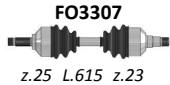
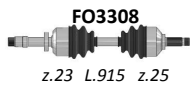


MODEL	GEARBOX	FROM	TO	CHASSIS	ABS	F/R	LEFT DRIVESHAFT	RIGHT DRIVESHAFT
1.8 D 44 kW	Man.	04.89	> 01.94			Front	 FO3065 z.23 L.584 z.23	 FO3066 z.23 L.861 z.23
	Man.	04.89	> 01.94		teeth 56	Front	 FO3193 z.23 L.584 z.23	 FO3194 z.23 L.861 z.23
1.8 i 16V 77 kW	Man.	01.92	> 01.94			Front	 FO3065 z.23 L.584 z.23	 FO3066 z.23 L.861 z.23
	Man.	01.92	> 01.94		teeth 56	Front	 FO3193 z.23 L.584 z.23	 FO3194 z.23 L.861 z.23
1.8 TD 57 kW	Man.	02.94	> 12.96			Front	 FO3118 z.25 L.590 z.23	 FO3119 z.23 L.865 z.25
	Man.	02.94	> 12.96		teeth 56	Front	 FO3120 z.25 L.590 z.23	 FO3121 z.23 L.865 z.25
1.8 XR2 96 kW	Man.	01.92	> 01.94			Front	 FO3065 z.23 L.584 z.23	 FO3066 z.23 L.861 z.23
	Man.	01.92	> 01.94		teeth 56	Front	 FO3193 z.23 L.584 z.23	 FO3194 z.23 L.861 z.23
	Man.	02.94	> 12.96			Front	 FO3118 z.25 L.590 z.23	 FO3119 z.23 L.865 z.25
	Man.	02.94	> 12.96		teeth 56	Front	 FO3120 z.25 L.590 z.23	 FO3121 z.23 L.865 z.25

## FIESTA IV (JA\_, JB\_)



MODEL	GEARBOX	FROM	TO	CHASSIS	ABS	F/R	LEFT DRIVESHAFT	RIGHT DRIVESHAFT
1.25 16V 55 kW	Man.	01.96	> 12.96			Front	 FO3215 z.25 L.603 z.23	 FO3205 z.25 L.812 z.25
	Man.	01.97	> 01.02			Front	 FO3206 z.25 L.603 z.23	 FO3207 z.23 L.900 z.25
1.3 i 37 kW	Man.	01.96	> 12.96			Front	 FO3215 z.25 L.603 z.23	 FO3205 z.25 L.812 z.25
	Man.	01.97	> 04.00			Front	 FO3206 z.25 L.603 z.23	 FO3207 z.23 L.900 z.25
1.4 16V 66 kW	Man.	04.96	> 12.96			Front	 FO3215 z.25 L.603 z.23	 FO3205 z.25 L.812 z.25
	Man.	01.97	> 01.02			Front	 FO3206 z.25 L.603 z.23	 FO3207 z.23 L.900 z.25
1.8 D 44/55 kW	Man.	08.95	> 12.96			Front	 FO3215 z.25 L.603 z.23	 FO3205 z.25 L.812 z.25
	Man.	01.97	> 04.00			Front	 FO3206 z.25 L.603 z.23	 FO3207 z.23 L.900 z.25

# FORD

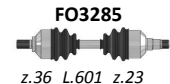
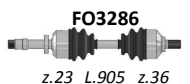


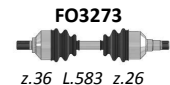
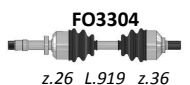

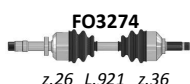
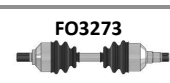
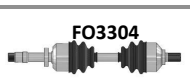
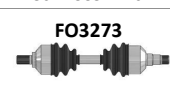

## FIESTA V (JH\_, JD\_)

MODEL	GEARBOX	FROM	TO	CHASSIS	ABS	F/R	LEFT DRIVESHAFT	RIGHT DRIVESHAFT
1.3 8V 44/51 kW	Man.	11.01	>			Front	 z.25 L.618 z.23	 z.23 L.920 z.25
1.4 16V 59 kW	Man.	11.01	>			Front	 z.25 L.618 z.23	 z.23 L.920 z.25
1.4 TDCi 50 kW	Man.	08.02	>			Front	 z.25 L.615 z.23	 z.23 L.914 z.25
1.6 16V 74 kW	Man.	11.01	>			Front	 z.25 L.618 z.23	 z.23 L.920 z.25
1.6 TDCi 66 kW	Man.	11.04	>			Front	 z.25 L.615 z.23	 z.23 L.915 z.25
2.0 ST 150 110 kW	Man.	03.05	>			Front	 z.25 L.615 z.23	 z.23 L.915 z.25


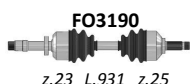

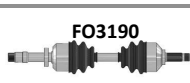

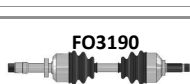
## FIESTA VI

MODEL	GEARBOX	FROM	TO	CHASSIS	ABS	F/R	LEFT DRIVESHAFT	RIGHT DRIVESHAFT
1.4 TDCi 50 kW	Man.	01.09	>			Front	 z.25 L.615 z.23	 z.23 L.914 z.25

## FOCUS C-MAX











MODEL	GEARBOX	FROM	TO	CHASSIS	ABS	F/R	LEFT DRIVESHAFT	RIGHT DRIVESHAFT
1.6 74/85 kW	Man.	10.03	>			Front	 z.36 L.601 z.23	 z.23 L.905 z.36
1.6 TdCi 66/80 kW	Man.	10.03	> 11.07			Front	 z.36 L.583 z.26	 z.26 L.921 z.36
1.8 TdCi 85 kW	Man. 6 Sp.	01.05	>			Front	 z.36 L.583 z.26	 z.26 L.919 z.36
	Man. 5 Sp.	01.05	>			Front	 z.36 L.583 z.26	 z.26 L.921 z.36
2.0 TdCi 100 kW	Man. 6 Sp.	11.04	>			Front	 z.36 L.583 z.26	 z.26 L.919 z.36
	Man. 5 Sp.	11.04	>			Front	 z.36 L.583 z.26	 z.26 L.921 z.36

## FOCUS I (DAW/DBW)

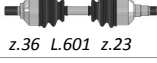


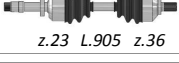



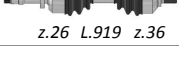
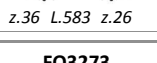
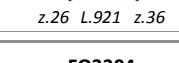
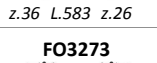
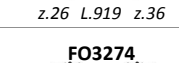


MODEL	GEARBOX	FROM	TO	CHASSIS	ABS	F/R	LEFT DRIVESHAFT	RIGHT DRIVESHAFT
1.4 16V 55 kW	Man. B5/IB5	10.98	>			Front	 z.25 L.634 z.23	 z.23 L.931 z.25
1.6 16V 74 kW	Man. B5/IB5	10.98	>			Front	 z.25 L.634 z.23	 z.23 L.931 z.25
1.8 16V 85 kW	Man. B5/IB5	10.98	>			Front	 z.25 L.634 z.23	 z.23 L.931 z.25

# FORD


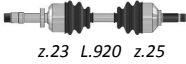






## FOCUS I (DAW/DBW)

MODEL	GEARBOX	FROM	TO	CHASSIS	ABS	F/R	LEFT DRIVESHAFT	RIGHT DRIVESHAFT
1.8 D 55 kW	Man. MTX75	10.98	>			Front	 z.25 L.613 z.26	 z.26 L.947 z.25
1.8 TD 66 kW	Man. MTX75	10.98	>			Front	 z.25 L.613 z.26	 z.26 L.947 z.25
1.8 TdCi 74 kW	Man.	09.02	>			Front	 z.25 L.610 z.26	 z.26 L.943 z.25
1.8 TdCi 85 kW	Man.	03.01	>			Front	 z.25 L.610 z.26	 z.26 L.943 z.25
2.0 16V 96 kW	Man. MTX75	10.98	>			Front	 z.25 L.613 z.26	 z.26 L.947 z.25

## FOCUS II

MODEL	GEARBOX	FROM	TO	CHASSIS	ABS	F/R	LEFT DRIVESHAFT	RIGHT DRIVESHAFT
1.4 59 kW	Man.	11.04	>			Front	 z.36 L.601 z.23	 z.23 L.905 z.36
1.6 74/85 kW	Man.	11.04	>			Front	 z.36 L.601 z.23	 z.23 L.905 z.36
1.6 TdCi 66/80 kW	Man.	11.04	>			Front	 z.36 L.583 z.26	 z.26 L.921 z.36
1.8 TdCi 85 kW	Man. 6 Sp.	01.05	>			Front	 z.36 L.583 z.26	 z.26 L.919 z.36
	Man. 5 Sp.	01.05	>			Front	 z.36 L.583 z.26	 z.26 L.921 z.36
2.0 TdCi 100 kW	Man. 6 Sp.	11.04	>			Front	 z.36 L.583 z.26	 z.26 L.919 z.36
	Man. 5 Sp.	11.04	>			Front	 z.36 L.583 z.26	 z.26 L.921 z.36

## FUSION (JU\_)





MODEL	GEARBOX	FROM	TO	CHASSIS	ABS	F/R	LEFT DRIVESHAFT	RIGHT DRIVESHAFT
1.4 16V 59 kW	Man.	08.02	>			Front	 z.25 L.618 z.23	 z.23 L.920 z.25
1.4 TDCi 50 kW	Man.	11.01	>			Front	 z.25 L.615 z.23	 z.23 L.914 z.25
1.6 16V 74 kW	Man.	11.01	>			Front	 z.25 L.618 z.23	 z.23 L.920 z.25
1.6 TDCi 66 kW	Man.	11.04	>			Front	 z.25 L.615 z.23	 z.23 L.915 z.25

# FORD

## GALAXY (VX,VY)

MODEL	GEARBOX	FROM	TO	CHASSIS	ABS	F/R	LEFT DRIVESHAFT	RIGHT DRIVESHAFT
1.9 TDI 66/81 kW	Man.	02.96	> 04.00			Front	 z.38 L.620 z.26	 z.35 L.558 z.38
	Man.	02.96	> 04.00		teeth 48	Front	 z.38 L.620 z.26	 z.35 L.558 z.38
1.9 TDI 85/96 kW	Man.	02.00	> 05.06		teeth 48	Front	 z.38 L.507 ø124	 ø124 L.507 z.38
	Aut.	02.00	> 05.06		teeth 48	Front	 z.38 L.486 ø124	 ø124 L.486 z.38
2.0 85 kW	Man.	11.95	>			Front	 z.38 L.620 z.26	 z.35 L.558 z.38
	Man.	11.95	>		teeth 48	Front	 z.38 L.620 z.26	 z.35 L.558 z.38
2.3 107 kW	Man.	01.97	>			Front	 z.38 L.620 z.26	 z.35 L.558 z.38
	Man.	01.97	>		teeth 48	Front	 z.38 L.620 z.26	 z.35 L.558 z.38
2.8 V6 128 kW	Man.	11.95	> 04.00			Front	 z.38 L.620 z.26	 z.35 L.558 z.38
	Man.	11.95	> 04.00		teeth 48	Front	 z.38 L.620 z.26	 z.35 L.558 z.38
	Aut.	11.95	> 04.00		teeth 48	Front	 z.38 L.547 ø112	 ø112 L.547 z.38
2.8 V6 150 kW	Man.	02.00	> 05.06		teeth 48	Front	 z.38 L.507 ø124	 ø124 L.507 z.38
	Aut.	02.00	> 03.03		teeth 48	Front	 z.38 L.486 ø124	 ø124 L.486 z.38
	Aut.	04.03	> 05.06		teeth 48	Front	 z.38 L.486 ø124	 z.30 L.560 z.38
2.8 V6 4X4 128 kW	Man.	04.96	> 04.00			Rear	 z.38 L.628 ø100	 ø100 L.477 z.38



## GALAXY II

MODEL	GEARBOX	FROM	TO	CHASSIS	ABS	F/R	LEFT DRIVESHAFT	RIGHT DRIVESHAFT
1.8 TDCi 74/92 kW	Man.	05.06	>			Front	 z.40 L.608 z.26	 z.26 L.944 z.40
2.0 TDCi 85/96 kW	Man.	05.06	>			Front	 z.40 L.608 z.26	 z.26 L.944 z.40

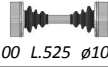
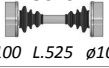








# FORD

















## GRANADA

MODEL	GEARBOX	FROM	TO	CHASSIS	ABS	F/R	LEFT DRIVESHAFT	RIGHT DRIVESHAFT
2.0 Cosw. 4X4 162 kW	Man.	01.91	> 01.94			Rear	<b>FO3229</b> z.28 L.460	<b>FO3230</b> L.501 z.28
	Man.	01.91	> 01.94		teeth 94	Front	 <b>FO3188</b> z.23 L.580 z.23	 <b>FO3188</b> z.23 L.580 z.23




## GRANADA (GG\_)

MODEL	GEARBOX	FROM	TO	CHASSIS	ABS	F/R	LEFT DRIVESHAFT	RIGHT DRIVESHAFT
2.6 79/92 kW	Man.-Aut.	01.72	> 08.77			Rear	 <b>FO3197</b> ø100 L.525 ø100	 <b>FO3197</b> ø100 L.525 ø100
2.8 99/118 kW	Man.-Aut.	01.72	> 08.77			Rear	 <b>FO3197</b> ø100 L.525 ø100	 <b>FO3197</b> ø100 L.525 ø100
2.8 Coupé 108/118 kW	Man.-Aut.	01.72	> 08.77			Rear	 <b>FO3198</b> ø108 L.520 ø108	 <b>FO3198</b> ø108 L.520 ø108
3.0 101 kW	Man.-Aut.	01.72	> 08.77			Rear	 <b>FO3197</b> ø100 L.525 ø100	 <b>FO3197</b> ø100 L.525 ø100

## GRANADA (GG\_/GN\_)

MODEL	GEARBOX	FROM	TO	CHASSIS	ABS	F/R	LEFT DRIVESHAFT	RIGHT DRIVESHAFT
1.6 55 kW	Man.-Aut.	08.77	> 01.85			Rear	 <b>FO3003</b> ø100 L.515 ø100	 <b>FO3003</b> ø100 L.515 ø100
1.7 48/51/55 kW	Man.-Aut.	01.72	> 01.85			Rear	 <b>FO3003</b> ø100 L.515 ø100	 <b>FO3003</b> ø100 L.515 ø100
2.0 74/77 kW	Man.-Aut.	01.72	> 01.85			Rear	 <b>FO3003</b> ø100 L.515 ø100	 <b>FO3003</b> ø100 L.515 ø100
2.0 V6 66 kW	Man.-Aut.	01.72	> 01.85			Rear	 <b>FO3003</b> ø100 L.515 ø100	 <b>FO3003</b> ø100 L.515 ø100
2.1 D 46 kW	Man.-Aut.	08.77	> 01.85			Rear	 <b>FO3003</b> ø100 L.515 ø100	 <b>FO3003</b> ø100 L.515 ø100
2.3 82/84 kW	Man.-Aut.	01.72	> 01.85			Rear	 <b>FO3003</b> ø100 L.515 ø100	 <b>FO3003</b> ø100 L.515 ø100
2.5 D 110 kW	Man.-Aut.	08.77	> 01.85			Rear	 <b>FO3003</b> ø100 L.515 ø100	 <b>FO3003</b> ø100 L.515 ø100
2.8 99 kW	Man.-Aut.	09.77	> 01.85			Rear	 <b>FO3003</b> ø100 L.515 ø100	 <b>FO3003</b> ø100 L.515 ø100

## KA

MODEL	GEARBOX	FROM	TO	CHASSIS	ABS	F/R	LEFT DRIVESHAFT	RIGHT DRIVESHAFT
1.3 i 36/37/44/51 kW	Man.	10.96	> 05.03			Front	 <b>FO3182</b> z.25 L.590 z.23	 <b>FO3183</b> z.23 L.866 z.25
	Man.	06.03	>			Front	<b>FO3300</b> z.25 z.23	 <b>FO3301</b> z.23 L.867 z.25

# FORD

## KA


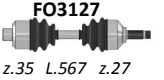





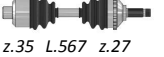
MODEL	GEARBOX	FROM	TO	CHASSIS	ABS	F/R	LEFT DRIVESHAFT	RIGHT DRIVESHAFT
1.6 i 70 kW	Man.	07.03	>			Front	<b>FO3300</b> z.25 z.23	<b>FO3301</b> z.23 L.867 z.25

## MONDEO I (GBP)


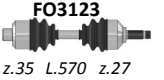


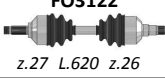
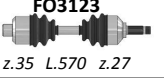



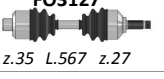
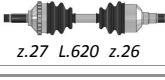
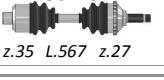
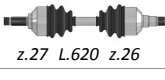

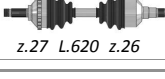


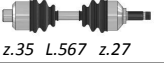


MODEL	GEARBOX	FROM	TO	CHASSIS	ABS	F/R	LEFT DRIVESHAFT	RIGHT DRIVESHAFT
1.6 i 16V 65/66 kW	Man.	01.93	> 08.96			Front	<b>FO3122</b> z.27 L.620 z.26	<b>FO3123</b> z.35 L.570 z.27
	Man.	01.93	> 08.96		teeth 44	Front	<b>FO3124</b> z.27 L.620 z.26	<b>FO3125</b> z.35 L.570 z.27
1.8 i 16V 85 kW	Man.	01.93	> 08.96			Front	<b>FO3122</b> z.27 L.620 z.26	<b>FO3123</b> z.35 L.570 z.27
	Man.	01.93	> 08.96		teeth 44	Front	<b>FO3124</b> z.27 L.620 z.26	<b>FO3125</b> z.35 L.570 z.27
	Aut.	06.93	> 12.94			Front	<b>FO3202</b> z.27 L.666 z.35	<b>FO3127</b> z.35 L.567 z.27
	Aut.	06.93	> 12.94		teeth 44	Front	<b>FO3221</b> z.27 L.666 z.35	<b>FO3129</b> z.35 L.567 z.27
	Aut.	01.95	> 08.96			Front	<b>FO3203</b> z.27 L.665 z.35	<b>FO3123</b> z.35 L.570 z.27
	Aut.	01.95	> 08.96		teeth 44	Front	<b>FO3204</b> z.27 L.665 z.35	<b>FO3125</b> z.35 L.570 z.27
1.8 TD 65 kW	Man.	09.93	> 08.96			Front	<b>FO3126</b> z.27 L.620 z.26	<b>FO3127</b> z.35 L.567 z.27
	Man.	09.93	> 08.96		teeth 44	Front	<b>FO3128</b> z.27 L.620 z.26	<b>FO3129</b> z.35 L.567 z.27
2.0 i 16V 96/100 kW	Man.	01.93	> 08.96			Front	<b>FO3122</b> z.27 L.620 z.26	<b>FO3123</b> z.35 L.570 z.27
	Man.	01.93	> 08.96		teeth 44	Front	<b>FO3124</b> z.27 L.620 z.26	<b>FO3125</b> z.35 L.570 z.27
	Aut.	06.93	> 12.94			Front	<b>FO3202</b> z.27 L.666 z.35	<b>FO3127</b> z.35 L.567 z.27
	Aut.	06.93	> 12.94		teeth 44	Front	<b>FO3221</b> z.27 L.666 z.35	<b>FO3129</b> z.35 L.567 z.27
	Aut.	01.95	> 08.96			Front	<b>FO3203</b> z.27 L.665 z.35	<b>FO3123</b> z.35 L.570 z.27
	Aut.	01.95	> 08.96		teeth 44	Front	<b>FO3204</b> z.27 L.665 z.35	<b>FO3125</b> z.35 L.570 z.27

# FORD







## MONDEO I (GBP)

MODEL	GEARBOX	FROM	TO	CHASSIS	ABS	F/R	LEFT DRIVESHAFT	RIGHT DRIVESHAFT
2.5 V6 125 kW	Man.	08.94	> 08.96			Front	 z.27 L.620 z.26	 z.35 L.567 z.27
	Man.	08.94	> 08.96		teeth 44	Front	 z.27 L.620 z.26	 z.35 L.567 z.27
	Aut.	08.94	> 08.96			Front	 z.27 L.666 z.35	 z.35 L.567 z.27
	Aut.	08.94	> 08.96		teeth 44	Front	 z.27 L.666 z.35	 z.35 L.567 z.27

## MONDEO II (BAP)


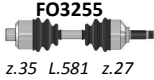
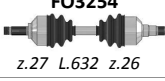
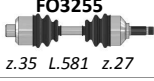


MODEL	GEARBOX	FROM	TO	CHASSIS	ABS	F/R	LEFT DRIVESHAFT	RIGHT DRIVESHAFT
1.6 i 16V 66/70 kW	Man.	09.96	> 11.00			Front	 z.27 L.620 z.26	 z.35 L.570 z.27
	Man.	09.96	> 11.00		teeth 44	Front	 z.27 L.620 z.26	 z.35 L.570 z.27
1.8 i 16V 85 kW	Man.	09.96	> 11.00			Front	 z.27 L.620 z.26	 z.35 L.570 z.27
	Man.	09.96	> 11.00		teeth 44	Front	 z.27 L.620 z.26	 z.35 L.570 z.27
1.8 TD 66 kW	Man.	09.96	> 11.00			Front	 z.27 L.620 z.26	 z.35 L.567 z.27
	Man.	09.96	> 11.00		teeth 44	Front	 z.27 L.620 z.26	 z.35 L.567 z.27
2.0 i 16V 96 kW	Man.	09.96	> 11.00			Front	 z.27 L.620 z.26	 z.35 L.570 z.27
	Man.	09.96	> 11.00		teeth 44	Front	 z.27 L.620 z.26	 z.35 L.570 z.27
2.5 V6 125 kW	Man.	09.96	> 11.00			Front	 z.27 L.620 z.26	 z.35 L.567 z.27
	Man.	09.96	> 11.00		teeth 44	Front	 z.27 L.620 z.26	 z.35 L.567 z.27

## MONDEO III (B5Y)


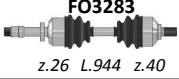

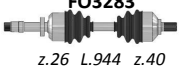
MODEL	GEARBOX	FROM	TO	CHASSIS	ABS	F/R	LEFT DRIVESHAFT	RIGHT DRIVESHAFT
1.8 16V 81/92 kW	Man.	11.00	>			Front	 z.27 L.632 z.26	 z.34 L.578 z.27
2.0 16V 107 kW	Man.	11.00	>			Front	 z.27 L.632 z.26	 z.34 L.578 z.27
2.0 TDCI 16V 66/85/96 kW	Man.	01.01	>			Front	 z.27 L.632 z.26	 z.35 L.581 z.27

# FORD

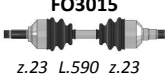
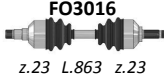
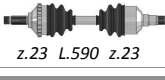
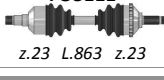
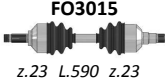
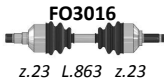





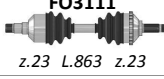


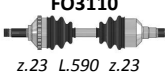



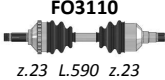

## MONDEO III (B5Y)

MODEL	GEARBOX	FROM	TO	CHASSIS	ABS	F/R	LEFT DRIVESHAFT	RIGHT DRIVESHAFT
2.0 TDDI 16V 66/85 kW	Man.	11.00	>			Front	 z.27 L.632 z.26	 z.35 L.581 z.27
2.2 TDCI 16V 114 kW	Man.	09.04	>			Front	 z.27 L.632 z.26	 z.35 L.581 z.27
2.5 V6 24V 125 kW	Man.	11.00	>			Front	 z.27 L.632 z.26	 z.35 L.581 z.27



## MONDEO IV

MODEL	GEARBOX	FROM	TO	CHASSIS	ABS	F/R	LEFT DRIVESHAFT	RIGHT DRIVESHAFT
1.8 TDCi 74 kW	Man.	03.07	>			Front	 z.40 L.608 z.26	 z.26 L.944 z.40
2.0 TDCi 85/96 kW	Man.	03.07	>			Front	 z.40 L.608 z.26	 z.26 L.944 z.40

## ORION I


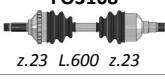

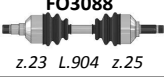
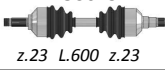

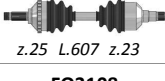


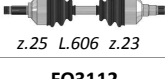


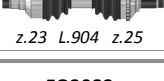

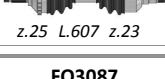

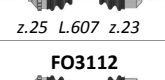
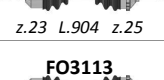
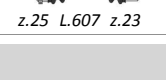
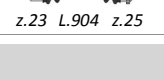
MODEL	GEARBOX	FROM	TO	CHASSIS	ABS	F/R	LEFT DRIVESHAFT	RIGHT DRIVESHAFT
1.3 52/54 kW	Man.	02.82	> 12.85			Front	 z.23 L.590 z.23	 z.23 L.863 z.23
	Man.	02.82	> 12.85		teeth 56	Front	 z.23 L.590 z.23	 z.23 L.863 z.23
1.4 55 kW	Man.	01.86	> 08.90			Front	 z.23 L.590 z.23	 z.23 L.863 z.23
	Man.	01.86	> 08.90		teeth 56	Front	 z.23 L.590 z.23	 z.23 L.863 z.23
1.6 65/66 kW	Man.	01.86	> 08.90			Front	 z.23 L.590 z.23	 z.23 L.863 z.23
	Man.	01.86	> 08.90		teeth 56	Front	 z.23 L.590 z.23	 z.23 L.863 z.23
1.6 D 40 kW	Man.	02.84	> 08.90			Front	 z.23 L.590 z.23	 z.23 L.863 z.23
	Man.	02.84	> 08.90		teeth 56	Front	 z.23 L.590 z.23	 z.23 L.863 z.23
1.8 D 44 kW	Man.	04.86	> 08.90			Front	 z.23 L.590 z.23	 z.23 L.863 z.23
	Man.	04.86	> 08.90		teeth 56	Front	 z.23 L.590 z.23	 z.23 L.863 z.23

## ORION II

MODEL	GEARBOX	FROM	TO	CHASSIS	ABS	F/R	LEFT DRIVESHAFT	RIGHT DRIVESHAFT
1.3 51 kW	Man.	01.86	> 08.90			Front	 z.23 L.586 z.23	 z.23 L.865 z.23

# FORD

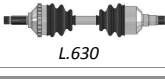
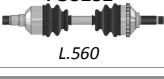


## ORION III

MODEL	GEARBOX	FROM	TO	CHASSIS	ABS	F/R	LEFT DRIVESHAFT	RIGHT DRIVESHAFT
1.3 44 kW	Man.	09.90	> 10.91			Front	 z.23 L.600 z.23	 z.23 L.895 z.23
	Man.	09.90	> 10.91		teeth 56	Front	 z.23 L.600 z.23	 z.23 L.895 z.23
1.4 54/55 kW	Man.	09.90	>			Front	 z.25 L.606 z.23	 z.23 L.904 z.25
	Man.	09.90	> 10.91			Front	 z.23 L.600 z.23	 z.23 L.895 z.23
	Man.	09.90	>		teeth 56	Front	 z.25 L.607 z.23	 z.23 L.904 z.25
	Man.	09.90	> 10.91		teeth 56	Front	 z.23 L.600 z.23	 z.23 L.895 z.23
1.6 65/66 kW	Man.	09.90	>			Front	 z.25 L.606 z.23	 z.23 L.904 z.25
	Man.	09.90	>		teeth 56	Front	 z.25 L.607 z.23	 z.23 L.904 z.25
1.8 77 kW	Man.	01.92	>			Front	 z.25 L.606 z.23	 z.23 L.904 z.25
	Man.	01.92	>		teeth 56	Front	 z.25 L.607 z.23	 z.23 L.904 z.25
1.8 D 44 kW	Man.	09.90	>			Front	 z.25 L.606 z.23	 z.23 L.904 z.25
	Man.	09.90	>		teeth 56	Front	 z.25 L.607 z.23	 z.23 L.904 z.25
	Man.	09.90	>		teeth 56	Front	 z.25 L.607 z.23	 z.23 L.904 z.25

## PROBE I

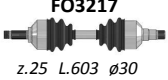
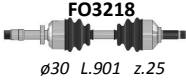

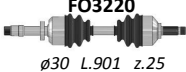
MODEL	GEARBOX	FROM	TO	CHASSIS	ABS	F/R	LEFT DRIVESHAFT	RIGHT DRIVESHAFT
3.0 V6 104 kW	Man.	09.89	> 07.93		teeth 44	Front	FO3161	FO3162

## PROBE II (ECP)



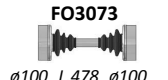
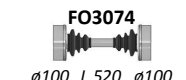
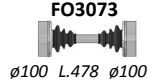
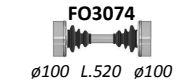
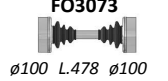
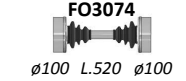
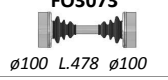
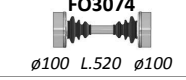
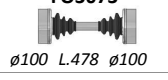
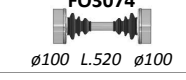
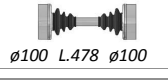
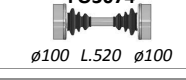


MODEL	GEARBOX	FROM	TO	CHASSIS	ABS	F/R	LEFT DRIVESHAFT	RIGHT DRIVESHAFT
2.0 16V 85 kW	Man.	10.93	> 03.98		teeth 44	Front	 L.630	 L.560
2.5 V6 119 kW	Man.	10.93	> 03.98		teeth 44	Front	 L.627	

# FORD



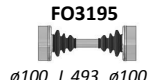
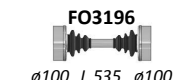
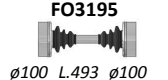
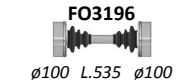

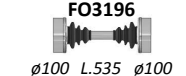
## PUMA (EC\_)

MODEL	GEARBOX	FROM	TO	CHASSIS	ABS	F/R	LEFT DRIVESHAFT	RIGHT DRIVESHAFT
1.4 16V 66 kW	Man.	11.97 >	10.00			Front	 z.25 L.603 ø30	 ø30 L.901 z.25
1.7 16V 92 kW	Man.	03.97 >				Front	 z.25 L.603 ø30	 ø30 L.901 z.25



## SCORPIO I (GAE,GGE)

MODEL	GEARBOX	FROM	TO	CHASSIS	ABS	F/R	LEFT DRIVESHAFT	RIGHT DRIVESHAFT
1.8 66 kW	Man.	05.85 >	12.94			Rear	 ø100 L.478 ø100	 ø100 L.520 ø100
2.0 77/92 kW	Man.	05.85 >	12.94			Rear	 ø100 L.478 ø100	 ø100 L.520 ø100
2.4 96/110 kW	Man.	11.86 >	12.94			Rear	 ø100 L.478 ø100	 ø100 L.520 ø100
2.4 i Kat. 92 kW	Man.	11.86 >	12.94			Rear	 ø100 L.478 ø100	 ø100 L.520 ø100
2.5 D 51/68 kW	Man.	01.86 >	12.94			Rear	 ø100 L.478 ø100	 ø100 L.520 ø100
2.5 TD 51 kW	Man.	01.86 >	12.94			Rear	 ø100 L.478 ø100	 ø100 L.520 ø100
2.8 i, 4x4 110 kW	Man.	05.85 >	01.87			Rear	 ø100 L.478 ø100	 ø100 L.520 ø100
2.9 i, 4x4 107 kW	Man.	11.86 >	12.94			Rear	 ø100 L.478 ø100	 ø100 L.520 ø100

## SCORPIO II (GFR,GGR)

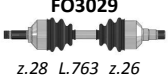

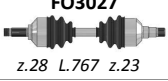
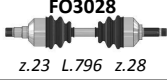


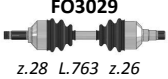

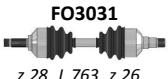









MODEL	GEARBOX	FROM	TO	CHASSIS	ABS	F/R	LEFT DRIVESHAFT	RIGHT DRIVESHAFT
2.0 i 16V 100 kW	Man.	10.94 >				Rear	 ø100 L.493 ø100	 ø100 L.535 ø100
2.3 i 16V 108 kW	Man.	06.96 >				Rear	 ø100 L.493 ø100	 ø100 L.535 ø100
2.5 TD 85/92 kW	Man.	10.94 >				Rear	 ø100 L.493 ø100	 ø100 L.535 ø100
2.9 110 kW	Man.	10.94 >				Rear	 ø100 L.493 ø100	 ø100 L.535 ø100

## SIERRA I (GBC)







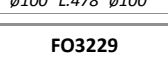
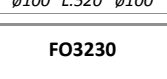






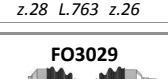

MODEL	GEARBOX	FROM	TO	CHASSIS	ABS	F/R	LEFT DRIVESHAFT	RIGHT DRIVESHAFT
1.3 44 kW	Man.	09.82 >	01.87			Rear	 z.28 L.767 z.23	 z.23 L.796 z.28

# FORD

## SIERRA I (GBC)

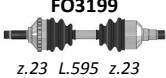

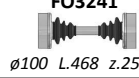

MODEL	GEARBOX	FROM	TO	CHASSIS	ABS	F/R	LEFT DRIVESHAFT	RIGHT DRIVESHAFT
1.6 55 kW	Man.	09.82	> 06.91			Rear	 z.28 L.763 z.26	 z.26 L.803 z.28
	Man.	09.83	> 06.91			Rear	 z.28 L.767 z.23	 z.23 L.796 z.28
1.8 59/66 kW	Man.	02.84	> 02.92			Rear	 z.28 L.767 z.23	 z.23 L.796 z.28
	Man.	03.84	> 02.92			Rear	 z.28 L.763 z.26	 z.26 L.803 z.28
2.0 88/92 kW	Man.	09.82	> 03.84			Rear	 z.28 L.763 z.26	 z.26 L.804 z.28
2.0 I 74/85 kW	Man.	09.82	> 03.84			Rear	 z.28 L.763 z.26	 z.26 L.804 z.28
2.3 D 49 kW	Man.	02.82	> 05.88			Rear	 z.28 L.763 z.26	 z.26 L.804 z.28
2.3 V6 84 kW	Man.	02.82	> 01.85			Rear	 z.28 L.763 z.26	 z.26 L.804 z.28
2.8 XR4 110 kW	Man.	08.82	> 12.86			Rear	 ø100 L.478 ø100	 ø100 L.520 ø100

## SIERRA II (GBG)





MODEL	GEARBOX	FROM	TO	CHASSIS	ABS	F/R	LEFT DRIVESHAFT	RIGHT DRIVESHAFT
1.8 55 kW	Man.	01.89	> 02.92			Rear	 z.28 L.763 z.26	 z.26 L.804 z.28
1.8 TD 55 kW	Man.	01.89	> 02.92			Rear	 z.28 L.763 z.26	 z.26 L.804 z.28
2.0 88 kW	Man.	06.89	> 02.93			Rear	 ø100 L.478 ø100	 ø100 L.520 ø100
2.0 Cosw. 4X4 162 kW	Man.	01.87	> 02.93			Rear	 z.28 L.460	 L.501 z.28
	Man.	01.87	> 12.89		teeth 94	Front	 z.23 L.580 z.23	 z.23 L.580 z.23
	Man.	01.90	> 02.93		teeth 94	Front	 z.23 L.577 z.23	 z.23 L.577 z.23
2.0 i 4X4 88 kW	Man.	01.90	> 02.93			Rear	 z.28 L.763 z.26	 z.26 L.804 z.28
2.3 D 49 kW	Man.	06.88	> 01.90			Rear	 z.28 L.763 z.26	 z.26 L.803 z.28

# FORD

## SIERRA II (GBG)

MODEL	GEARBOX	FROM	TO	CHASSIS	ABS	F/R	LEFT DRIVESHAFT	RIGHT DRIVESHAFT
2.8 XR4 110 kW	Man.	02.85	> 01.90		teeth 94	Front	 FO3199 z.23 L.595 z.23	 FO3199 z.23 L.595 z.23
2.9 4X4 107/110 kW	Man.	08.88	> 02.93			Rear	 FO3241 ø100 L.468 z.25	 FO3242 L.505


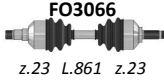
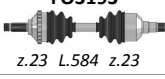

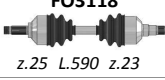
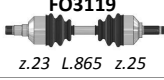
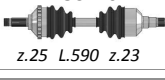


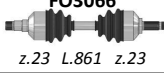
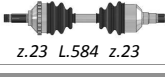
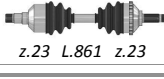
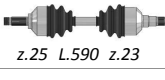
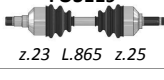


## S-MAX

MODEL	GEARBOX	FROM	TO	CHASSIS	ABS	F/R	LEFT DRIVESHAFT	RIGHT DRIVESHAFT
1.8 TDCi 92 kW	Man.	05.06	>			Front	 FO3282 z.40 L.608 z.26	 FO3283 z.26 L.944 z.40
2.0 TDCi 85/96 kW	Man.	05.06	>			Front	 FO3282 z.40 L.608 z.26	 FO3283 z.26 L.944 z.40

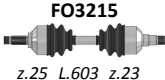
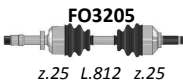
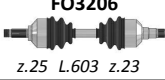
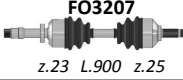
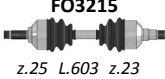
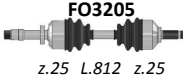

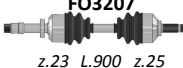


# FORD LCV

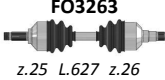
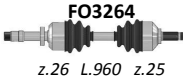
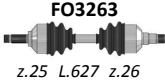
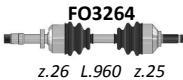

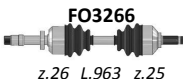
## COURIER I (F3L,F5L)

MODEL	GEARBOX	FROM	TO	CHASSIS	ABS	F/R	LEFT DRIVESHAFT	RIGHT DRIVESHAFT
1.3 i 44 kW	Man.	10.91	> 12.94			Front	 z.23 L.584 z.23	 z.23 L.861 z.23
	Man.	10.91	> 12.94		teeth 56	Front	 z.23 L.584 z.23	 z.23 L.861 z.23
1.3 i	Man.	01.95	> 01.96			Front	 z.25 L.590 z.23	 z.23 L.865 z.25
	Man.	01.95	> 01.96		teeth 56	Front	 z.25 L.590 z.23	 z.23 L.865 z.25
1.8 D 43/44 kW	Man.	10.91	> 12.94			Front	 z.23 L.584 z.23	 z.23 L.861 z.23
	Man.	10.91	> 12.94		teeth 56	Front	 z.23 L.584 z.23	 z.23 L.861 z.23
1.8 D 44 kW	Man.	01.95	> 01.96			Front	 z.25 L.590 z.23	 z.23 L.865 z.25
	Man.	01.95	> 01.96		teeth 56	Front	 z.25 L.590 z.23	 z.23 L.865 z.25

## COURIER II (J5\_, J3\_)













MODEL	GEARBOX	FROM	TO	CHASSIS	ABS	F/R	LEFT DRIVESHAFT	RIGHT DRIVESHAFT
1.3 i 37 kW	Man.	02.96	> 12.96			Front	 z.25 L.603 z.23	 z.25 L.812 z.25
	Man.	01.97	> 03.01			Front	 z.25 L.603 z.23	 z.23 L.900 z.25
1.8 D 44/55 kW	Man.	08.95	> 12.96			Front	 z.25 L.603 z.23	 z.25 L.812 z.25
	Man.	01.97	> 03.01			Front	 z.25 L.603 z.23	 z.23 L.900 z.25

## TRANSIT CONNECT (P\_)





MODEL	GEARBOX	FROM	TO	CHASSIS	ABS	F/R	LEFT DRIVESHAFT	RIGHT DRIVESHAFT
1.8 16v 85 kW	Man.	06.02	>			Front	 z.25 L.627 z.26	 z.26 L.960 z.25
1.8 DI 55 kW	Man.	06.02	>			Front	 z.25 L.627 z.26	 z.26 L.960 z.25
1.8 TDCi 66 kW	Man.	06.02	>			Front	 z.25 L.630 z.26	 z.26 L.963 z.25

# FORD LCV

## TRANSIT VI (F\_)

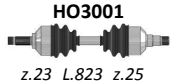
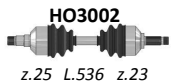
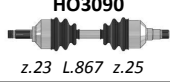

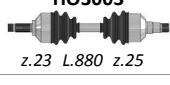
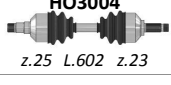
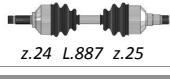
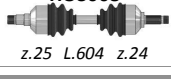
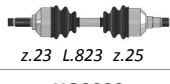
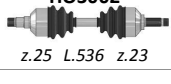


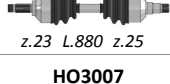



MODEL	GEARBOX	FROM	TO	CHASSIS	ABS	F/R	LEFT DRIVESHAFT	RIGHT DRIVESHAFT
2.0 DI 62 kW	Man.	03.00	>			Front	 z.28 L.796 z.26	 z.26 L.1053 z.28
	Man.	03.00	>		teeth 48	Front	 z.28 L.796 z.26	 z.26 L.1053 z.28
2.0 DI 74 kW	Man.	03.00	>			Front	 z.28 L.794 z.36	 z.36 L.1052 z.28
	Man.	03.00	>		teeth 48	Front	 z.28 L.794 z.36	 z.36 L.1052 z.28
2.0 TDCi 92 kW	Man.	08.02	>			Front	 z.28 L.800 z.36	 z.36 L.1061 z.28
	Man.	08.02	>		teeth 48	Front	 z.28 L.800 z.36	 z.36 L.1061 z.28

## TRANSIT VII

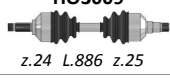
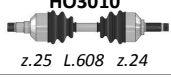
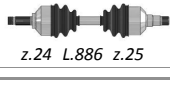
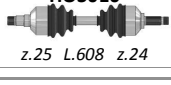
MODEL	GEARBOX	FROM	TO	CHASSIS	ABS	F/R	LEFT DRIVESHAFT	RIGHT DRIVESHAFT
2.2 TDCi 63 kW	Man.	07.06	>		teeth 48	Front	 z.28 L.794 z.36	 z.36 L.1053 z.28
2.2 TDCi 81/96 kW	Man. 5 Sp.	07.06	>		teeth 48	Front	 z.28 L.798 z.36	 z.36 L.1058 z.28

# HONDA

## ACCORD I (SC,SJ,SM,SV,SY)

MODEL	GEARBOX	FROM	TO	CHASSIS	ABS	F/R	LEFT DRIVESHAFT	RIGHT DRIVESHAFT
1.6 59 kW	Man.	05.76	> 12.79			Front	 z.23 L.823 z.25	 z.25 L.536 z.23
	Man.	01.80	> 12.80			Front	 z.23 L.867 z.25	 z.25 L.570 z.23
	Man.	01.81	> 12.81			Front	 z.23 L.880 z.25	 z.25 L.602 z.23
	Man.	01.82	> 10.83			Front	 z.24 L.887 z.25	 z.25 L.604 z.24
1.8 63 kW	Man.	05.76	> 12.79			Front	 z.23 L.823 z.25	 z.25 L.536 z.23
	Man.	01.80	> 12.80			Front	 z.23 L.867 z.25	 z.25 L.570 z.23
	Man.	01.81	> 12.81			Front	 z.23 L.880 z.25	 z.25 L.602 z.23
	Man.	01.82	> 10.83			Front	 z.24 L.887 z.25	 z.25 L.604 z.24

## ACCORD II (AC,AD)

MODEL	GEARBOX	FROM	TO	CHASSIS	ABS	F/R	LEFT DRIVESHAFT	RIGHT DRIVESHAFT
1.6 69 kW	Man.	09.83	> 10.85			Front	 z.24 L.886 z.25	 z.25 L.608 z.24
	Aut.	09.83	> 10.85			Front	 z.24 L.886 z.25	 z.25 L.608 z.24
1.8 81 kW	Man.	09.83	> 10.85			Front	<b>HO3201</b> z.26	<b>HO3202</b> z.26
1.8 EX 74 kW	Man.	09.83	> 10.85			Front	<b>HO3201</b> z.26	<b>HO3202</b> z.26

## ACCORD II (SE)

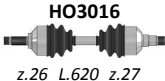
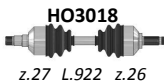


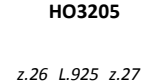
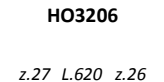
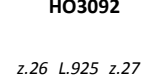
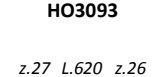
MODEL	GEARBOX	FROM	TO	CHASSIS	ABS	F/R	LEFT DRIVESHAFT	RIGHT DRIVESHAFT
SEI	Man.	01.85	> 12.85			Front	<b>HO3195</b> z.26 L.900	<b>HO3192</b> L.610 z.26
	Aut.	01.85	> 12.85			Front	<b>HO3191</b> z.26 L.896	<b>HO3192</b> L.610 z.26

## ACCORD III (CA\_)

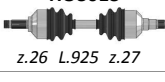

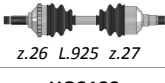
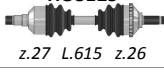




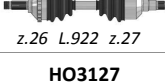





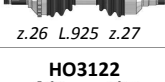

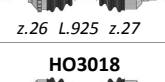

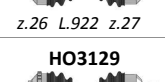
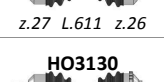


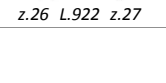
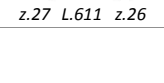
MODEL	GEARBOX	FROM	TO	CHASSIS	ABS	F/R	LEFT DRIVESHAFT	RIGHT DRIVESHAFT
1.6 65 kW	Man.	11.85	> 10.89			Front	<b>HO3151</b> z.26 L.925	<b>HO3152</b> L.625 z.26
1.8 90 kW	Man.	11.85	> 10.89			Front	<b>HO3151</b> z.26 L.925	<b>HO3152</b> L.625 z.26

# HONDA

## ACCORD III (CA\_)


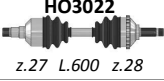
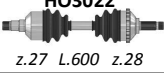

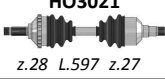
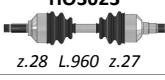
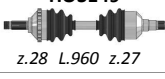
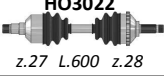


MODEL	GEARBOX	FROM	TO	CHASSIS	ABS	F/R	LEFT DRIVESHAFT	RIGHT DRIVESHAFT
2.0i 16V 115 kW	Man.	01.86	> 12.89			Front	 z.26 L.620 z.27	 z.27 L.922 z.26
	<i>note: USA Market</i>							
	Aut.	01.86	> 12.89			Front	 z.26 L.611 z.27	 z.27 L.922 z.26
	<i>note: USA Market</i>							
2.0i 16V 98,101 kW	Man.	01.87	> 09.89			Front	 z.26 L.925 z.27	 z.27 L.620 z.26
	Man.	01.87	> 09.89		teeth 50	Front	 z.26 L.925 z.27	 z.27 L.620 z.26

## ACCORD III AERODECK (CA\_)

MODEL	GEARBOX	FROM	TO	CHASSIS	ABS	F/R	LEFT DRIVESHAFT	RIGHT DRIVESHAFT
1.8 81 kW	Man.	11.85	> 10.89			Front	 z.26 L.925 z.27	 z.27 L.615 z.26
	Man.	11.85	> 10.89		teeth 100	Front	 z.26 L.925 z.27	 z.27 L.615 z.26
	Man.	11.85	> 10.89		teeth 50	Front	 z.26 L.925 z.27	 z.27 L.615 z.26
	Aut.	12.85	> 10.89			Front	 z.26 L.922 z.27	 z.27 L.611 z.26
	Aut.	12.85	> 10.89		teeth 100	Front	 z.26 L.922 z.27	 z.27 L.611 z.26
	Aut.	12.85	> 10.89		teeth 50	Front	 z.26 L.922 z.27	 z.27 L.611 z.26
2.0 90 kW	Man.	11.85	> 10.89			Front	 z.26 L.925 z.27	 z.27 L.615 z.26
	Man.	11.85	> 10.89		teeth 100	Front	 z.26 L.925 z.27	 z.27 L.615 z.26
	Man.	11.85	> 10.89		teeth 50	Front	 z.26 L.925 z.27	 z.27 L.615 z.26
	Aut.	12.85	> 10.89			Front	 z.26 L.922 z.27	 z.27 L.611 z.26
	Aut.	12.85	> 10.89		teeth 100	Front	 z.26 L.922 z.27	 z.27 L.611 z.26
	Aut.	12.85	> 10.89		teeth 50	Front	 z.26 L.922 z.27	 z.27 L.611 z.26

# HONDA

## ACCORD IV (C\_)

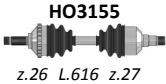
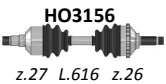
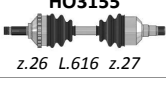
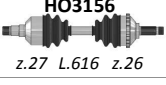


MODEL	GEARBOX	FROM	TO	CHASSIS	ABS	F/R	LEFT DRIVESHAFT	RIGHT DRIVESHAFT
1.8 74 kW	Man.	10.89	> 01.93			Front	 z.28 L.597 z.27	 z.27 L.600 z.28
	Man.	10.89	> 01.93		teeth 50	Front	 z.28 L.597 z.27	 z.27 L.600 z.28
	Aut.	09.89	> 03.93			Front	 z.28 L.960 z.27	 z.27 L.600 z.28
	Aut.	09.89	> 03.93		teeth 50	Front	 z.28 L.960 z.27	 z.27 L.600 z.28
2.0i 16V 66,81 kW	Man.	01.90	> 03.93			Front	 z.28 L.597 z.27	 z.27 L.600 z.28
	Man.	01.90	> 03.93		teeth 50	Front	 z.28 L.597 z.27	 z.27 L.600 z.28
	Aut.	01.90	> 03.93			Front	 z.28 L.960 z.27	 z.27 L.600 z.28
	Aut.	01.90	> 03.93		teeth 50	Front	 z.28 L.960 z.27	 z.27 L.600 z.28
2.0i 16V Coupè 98 kW	Man.	01.92	> 09.93			Front	 z.28 L.597 z.27	 z.27 L.600 z.28
	Man.	01.92	> 09.93		teeth 50	Front	 z.28 L.597 z.27	 z.27 L.600 z.28
2.2i 16V 108/110 kW	Man.	01.90	> 03.93			Front	 z.28 L.597 z.27	 z.27 L.600 z.28
	Man.	01.90	> 03.93		teeth 50	Front	 z.28 L.597 z.27	 z.27 L.600 z.28
	Aut.	01.90	> 03.93			Front	 z.28 L.960 z.27	 z.27 L.600 z.28
	Aut.	01.90	> 03.93		teeth 50	Front	 z.28 L.960 z.27	 z.27 L.600 z.28

## ACCORD IV AERODECK (C\_)


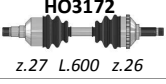
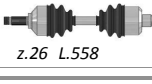
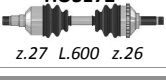
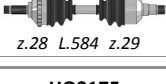
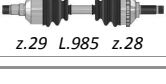


MODEL	GEARBOX	FROM	TO	CHASSIS	ABS	F/R	LEFT DRIVESHAFT	RIGHT DRIVESHAFT
1.8 74 kW	Aut.	08.89	> 01.93			Front	<b>HO3207</b> z.26	<b>HO3208</b> z.26
	Aut.	08.89	> 01.93		teeth 50	Front	<b>HO3209</b> z.26	<b>HO3210</b> z.26
2.0 100 kW	Man.	08.89	> 01.93			Front	<b>HO3207</b> z.26	<b>HO3208</b> z.26
	Man.	08.89	> 01.93		teeth 50	Front	<b>HO3209</b> z.26	<b>HO3210</b> z.26

# HONDA

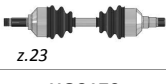

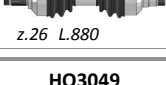
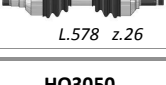


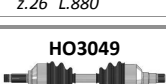
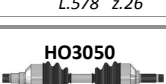


## ACCORD V (C\_)

MODEL	GEARBOX	FROM	TO	CHASSIS	ABS	F/R	LEFT DRIVESHAFT	RIGHT DRIVESHAFT
2.0i 16V 100 kW	Man.	03.93	> 02.98		teeth 50	Front	 z.26 L.616 z.27	 z.27 L.616 z.26
2.2 Aerodeck 110 kW	Man.	03.93	> 02.98		teeth 50	Front	 z.26 L.616 z.27	 z.27 L.616 z.26
2.3i SR 116 kW	Man.	03.93	> 01.96		teeth 50	Front	 z.26 L.616 z.27	 z.27 L.616 z.26





## ACCORD VI (CE\_,CF\_)

MODEL	GEARBOX	FROM	TO	CHASSIS	ABS	F/R	LEFT DRIVESHAFT	RIGHT DRIVESHAFT
1.9 i 85 kW	Man.	02.96	> 10.98		teeth 50	Front	 z.26 L.558	 z.27 L.600 z.26
2.0 i 96 kW	Man.	02.96	> 10.98		teeth 50	Front	 z.26 L.558	 z.27 L.600 z.26
2.0 Tdi 77 kW	Man.	02.96	> 10.98		teeth 50	Front	 z.28 L.584 z.29	 z.29 L.985 z.28
2.2 i Vtec 110 kW	Man.	02.96	> 10.98		teeth 50	Front	 z.26 L.600 z.27	 L.558 z.26



## BALLADE (A\_)

MODEL	GEARBOX	FROM	TO	CHASSIS	ABS	F/R	LEFT DRIVESHAFT	RIGHT DRIVESHAFT
1.5 67,68 kW	Man.	01.84	> 12.86			Front	 z.23	 z.23
	Man.	01.87	> 05.92			Front	 z.26 L.880	 L.578 z.26
1.6 89 kW	Man.	01.84	> 12.86			Front	 z.23 L.880 z.25	 z.25 L.580 z.23
	Man.	01.87	> 05.92			Front	 z.26 L.880	 L.578 z.26
1.6 16V 96 kW	Man.	01.87	> 05.92			Front	 z.23 L.880 z.25	 z.25 L.580 z.23

## CITY (GA\_)

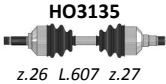
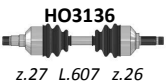


MODEL	GEARBOX	FROM	TO	CHASSIS	ABS	F/R	LEFT DRIVESHAFT	RIGHT DRIVESHAFT
1.2	Man.	01.86	>			Front	 z.23	 z.23
1.3	Man.	01.86	>			Front	 z.23	 z.23

## CITY (VF\_)



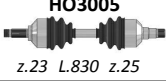
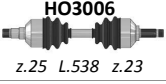


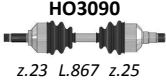

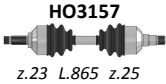

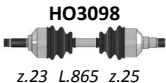

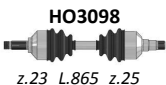

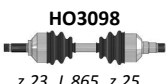

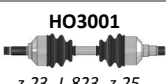

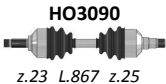

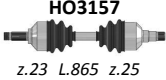

MODEL	GEARBOX	FROM	TO	CHASSIS	ABS	F/R	LEFT DRIVESHAFT	RIGHT DRIVESHAFT
1.2 16V 55 kW	Man.	11.83	> 12.86			Front	 z.23 L.843 z.25	 z.25 L.591 z.23

# HONDA

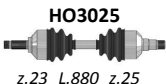
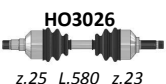
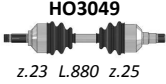
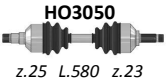

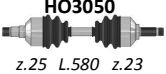
## CIVIC CRX II (ED/EE)

MODEL	GEARBOX	FROM	TO	CHASSIS	ABS	F/R	LEFT DRIVESHAFT	RIGHT DRIVESHAFT
1.6 16V 79/96 kW	Man.	02.88	> 05.89			Front	 z.26 L.607 z.27	 z.27 L.607 z.26
	Man.	02.88	> 05.89		teeth 50	Front	 z.26 L.607 z.27	 z.27 L.607 z.26

## CIVIC I (E,S,W)

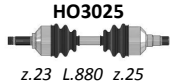
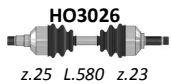
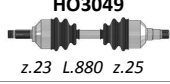
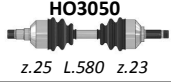
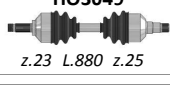
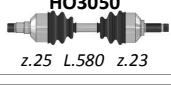


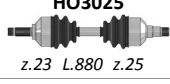

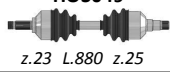
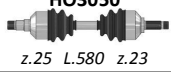
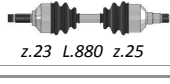
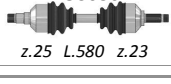
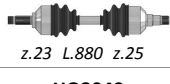
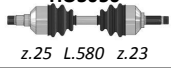


MODEL	GEARBOX	FROM	TO	CHASSIS	ABS	F/R	LEFT DRIVESHAFT	RIGHT DRIVESHAFT
1.2 40 kW	Man.	07.72	> 02.77			Front	 z.23 L.823 z.25	 z.25 L.536 z.23
	Man.	03.77	> 12.80			Front	 z.23 L.830 z.25	 z.25 L.538 z.23
1.2 41 kW	Man.	01.73	> 12.79			Front	 z.26	 z.26
	note: Eng. D12B							
1.2 44 kW	Man.	09.77	> 12.80			Front	 z.23 L.867 z.25	 z.25 L.570 z.23
1.3 33 kW	Man.	11.79	> 11.83			Front	 z.23 L.865 z.25	 z.25 L.570 z.23
1.3 44 kW	Man.	11.79	> 11.83			Front	 z.23 L.865 z.25	 z.25 L.570 z.23
1.3 52 kW	Man.	11.79	> 11.83			Front	 z.23 L.865 z.25	 z.25 L.570 z.23
1.3 Wagon 44 kW	Man.	11.79	> 11.83			Front	 z.23 L.865 z.25	 z.25 L.570 z.23
1.5 63 kW	Man.	01.77	> 12.79			Front	 z.23 L.823 z.25	 z.25 L.570 z.23
	Man.	01.80	> 11.83			Front	 z.23 L.867 z.25	 z.25 L.570 z.23
	Man.	01.80	> 12.83			Front	 z.23 L.865 z.25	 z.25 L.570 z.23

## CIVIC II (A\_)

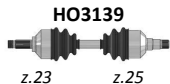
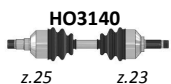


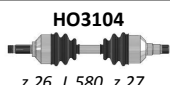

MODEL	GEARBOX	FROM	TO	CHASSIS	ABS	F/R	LEFT DRIVESHAFT	RIGHT DRIVESHAFT
1.2 12V 40 kW	Man.	01.84	> 12.84	> 101330		Front	 z.23 L.880 z.25	 z.25 L.580 z.23
	Man.	01.85	> 11.87	101331 >		Front	 z.23 L.880 z.25	 z.25 L.580 z.23
	Aut.	01.85	> 11.87			Front	 z.23 L.880 z.25	 z.25 L.580 z.23

# HONDA

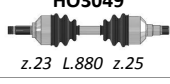
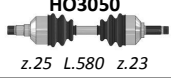


## CIVIC II (A\_)

MODEL	GEARBOX	FROM	TO	CHASSIS	ABS	F/R	LEFT DRIVESHAFT	RIGHT DRIVESHAFT
1.3 12V 53 kW	Man.	12.83	> 12.84	> 119566		Front	 z.23 L.880 z.25	 z.25 L.580 z.23
	Man.	01.85	> 11.87	119567 >		Front	 z.23 L.880 z.25	 z.25 L.580 z.23
	Aut.	01.85	> 11.87			Front	 z.23 L.880 z.25	 z.25 L.580 z.23
1.5	Man.	01.84	> 11.87			Front	 L.883	 L.584
	note: USA Market							
1.5 12V 63 kW	Man.	10.83	> 12.84	> 117740		Front	 z.23 L.880 z.25	 z.25 L.580 z.23
	Man.	01.85	> 11.87	117741 >		Front	 z.23 L.880 z.25	 z.25 L.580 z.23
	Aut.	01.85	> 11.87			Front	 z.23 L.880 z.25	 z.25 L.580 z.23
1.5i 12V 74 kW	Man.	01.85	> 11.87			Front	 z.23 L.880 z.25	 z.25 L.580 z.23
	Aut.	01.85	> 11.87			Front	 z.23 L.880 z.25	 z.25 L.580 z.23

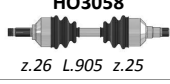
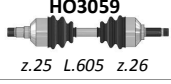


## CIVIC II CRX (A\_)

MODEL	GEARBOX	FROM	TO	CHASSIS	ABS	F/R	LEFT DRIVESHAFT	RIGHT DRIVESHAFT
1.3 52 kW	Man.	01.84	> 12.88			Front	 z.23 z.25	 z.25 z.23
1.5 12V 74 kW	Man.	12.83	> 02.86			Front	 z.23 L.880 z.25	 z.25 L.580 z.23
1.6 16V 92 kW	Man.	03.86	> 11.87			Front	 z.26 L.580 z.27	 z.27 L.580 z.26

## CIVIC II SHUTTLE (A\_)

MODEL	GEARBOX	FROM	TO	CHASSIS	ABS	F/R	LEFT DRIVESHAFT	RIGHT DRIVESHAFT
1.5 63 kW	Man.	10.83	> 03.88			Front	 z.23 L.880 z.25	 z.25 L.580 z.23
1.5 12V 4X4 61 kW	Man.	01.85	> 03.88			Front	 z.26 L.579 z.27	 z.27 L.579 z.26

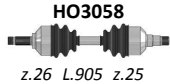
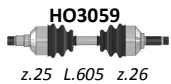
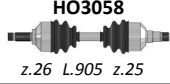

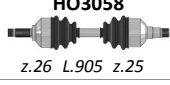
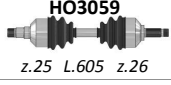


## CIVIC III (E\_)

MODEL	GEARBOX	FROM	TO	CHASSIS	ABS	F/R	LEFT DRIVESHAFT	RIGHT DRIVESHAFT
1.3 16V 55 kW	Man.	10.87	> 12.89			Front	 z.26 L.905 z.25	 z.25 L.605 z.26
1.3 16V Kat. 55 kW	Man.	09.89	> 11.91			Front	 z.26 L.905 z.25	 z.25 L.605 z.26

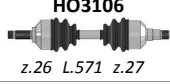

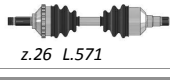
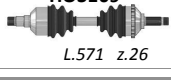






# HONDA

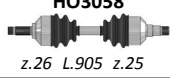
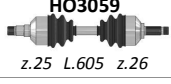
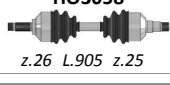
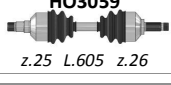
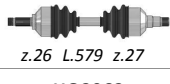



## CIVIC III (E\_)

MODEL	GEARBOX	FROM	TO	CHASSIS	ABS	F/R	LEFT DRIVESHAFT	RIGHT DRIVESHAFT
1.4 16V 66 kW	Man.	10.87	> 12.89			Front	 z.26 L.905 z.25	 z.25 L.605 z.26
1.5i 16V 69 kW	Man.	10.87	> 11.91			Front	 z.26 L.905 z.25	 z.25 L.605 z.26
1.6 16V 80 kW	Man.	11.87	> 11.91			Front	 z.26 L.905 z.25	 z.25 L.605 z.26
1.6 16V Vtec 110 kW	Man.	06.90	> 11.91			Front	 z.26 L.561 z.27	 z.27 L.595 z.26

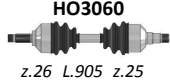
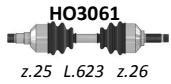
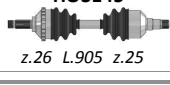
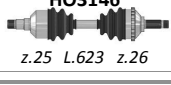
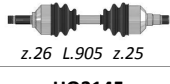
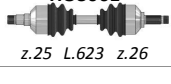


## CIVIC III CRX (E\_)

MODEL	GEARBOX	FROM	TO	CHASSIS	ABS	F/R	LEFT DRIVESHAFT	RIGHT DRIVESHAFT
1.6 16V Kat. 91 kW	Man.	06.89	> 06.92			Front	 z.26 L.571 z.27	 z.27 L.571 z.26
	Man.	06.89	> 06.92		teeth 50	Front	 z.26 L.571	 L.571 z.26
1.6 16V Vtec 110 kW	Man.	06.90	> 06.92			Front	 L.573	 L.572
	Man.	06.90	> 06.92		teeth 50	Front	 L.573	 L.572

## CIVIC III SHUTTLE (E\_)

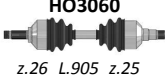
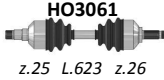
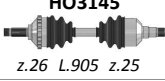
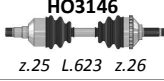
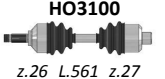



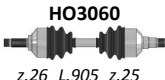

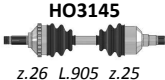

MODEL	GEARBOX	FROM	TO	CHASSIS	ABS	F/R	LEFT DRIVESHAFT	RIGHT DRIVESHAFT
1.4 66 kW	Man.	06.89	> 06.93			Front	 z.26 L.905 z.25	 z.25 L.605 z.26
1.5i 16V 69 kW	Man.	06.89	> 06.93			Front	 z.26 L.905 z.25	 z.25 L.605 z.26
1.6i 4X4 81 kW	Man.	02.88	> 10.92			Front	 z.26 L.579 z.27	 z.27 L.579 z.26
	Aut.	02.88	> 10.92			Front	 z.26 L.579 z.27	 z.27 L.579 z.26

## CIVIC IV (EG\_)









MODEL	GEARBOX	FROM	TO	CHASSIS	ABS	F/R	LEFT DRIVESHAFT	RIGHT DRIVESHAFT
1.3 16V 55 kW	Man.	09.91	> 10.95			Front	 z.26 L.905 z.25	 z.25 L.623 z.26
	Man.	10.91	> 10.95		teeth 50	Front	 z.26 L.905 z.25	 z.25 L.623 z.26
1.5 16V 66 kW	Man.	09.91	> 10.95			Front	 z.26 L.905 z.25	 z.25 L.623 z.26
	Man.	09.91	> 10.95		teeth 50	Front	 z.26 L.905 z.25	 z.25 L.623 z.26

# HONDA









## CIVIC IV (EG\_)

MODEL	GEARBOX	FROM	TO	CHASSIS	ABS	F/R	LEFT DRIVESHAFT	RIGHT DRIVESHAFT
1.5 16V Vtec 69 kW	Man.	09.91	> 10.95			Front	 z.26 L.905 z.25	 z.25 L.623 z.26
	Man.	09.91	> 10.95		teeth 50	Front	 z.26 L.905 z.25	 z.25 L.623 z.26
1.6 16V Vtec 118 kW	Man.	09.91	> 10.95			Front	 z.26 L.561 z.27	 z.27 L.595 z.26
	Man.	09.91	> 10.95		teeth 50	Front	 z.26 L.561 z.27	 z.27 L.595 z.26
1.6 16V Vtec 92 kW	Man.	09.91	> 10.95			Front	 z.26 L.905 z.25	 z.25 L.623 z.26
	Man.	09.91	> 10.95		teeth 50	Front	 z.26 L.905 z.25	 z.25 L.623 z.26





## CIVIC IV COUPÉ (EJ\_)

MODEL	GEARBOX	FROM	TO	CHASSIS	ABS	F/R	LEFT DRIVESHAFT	RIGHT DRIVESHAFT
1.5 16V 74 kW	Man.	02.94	> 01.96			Front	 z.26 L.905 z.25	 z.25 L.623 z.26
	Man.	02.94	> 01.96		teeth 50	Front	 z.26 L.905 z.25	 z.25 L.623 z.26
1.6 16V 92 kW	Man.	02.94	> 01.96			Front	 z.26 L.905 z.25	 z.25 L.623 z.26
	Man.	02.94	> 01.96		teeth 50	Front	 z.26 L.905 z.25	 z.25 L.623 z.26

## CIVIC IV CRX (E\_)

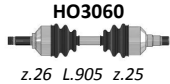

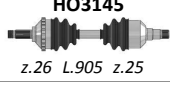
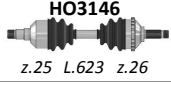
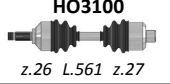


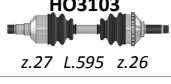
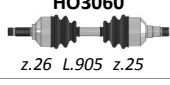
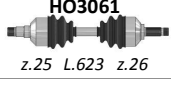


MODEL	GEARBOX	FROM	TO	CHASSIS	ABS	F/R	LEFT DRIVESHAFT	RIGHT DRIVESHAFT
1.6 16V Vtec 118 kW	Man.	07.92	> 08.95			Front	 z.26 L.561 z.27	 z.27 L.595 z.26
	Man.	07.92	> 08.95		teeth 50	Front	 z.26 L.561 z.27	 z.27 L.595 z.26
1.6 16V Vtec 92 kW	Man.	07.92	> 05.95			Front	 z.26 L.561 z.27	 z.27 L.595 z.26
	Man.	07.92	> 08.95		teeth 50	Front	 z.26 L.561 z.27	 z.27 L.595 z.26

## CIVIC IV SEDAN (EG\_EH\_)

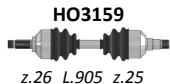
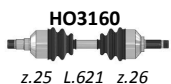
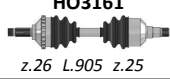

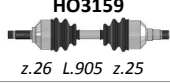

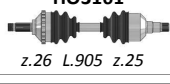
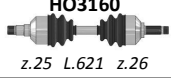
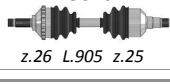
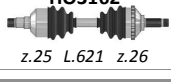
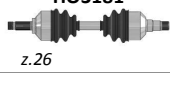

MODEL	GEARBOX	FROM	TO	CHASSIS	ABS	F/R	LEFT DRIVESHAFT	RIGHT DRIVESHAFT
1.5 16V 66 kW	Man.	09.91	> 10.95			Front	 z.26 L.905 z.25	 z.25 L.623 z.26
	Man.	09.91	> 10.95		teeth 50	Front	 z.26 L.905 z.25	 z.25 L.623 z.26

# HONDA

## CIVIC IV SEDAN (EG\_EH\_)




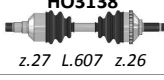
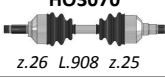
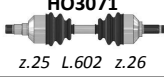
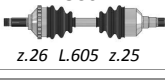

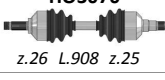
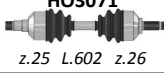
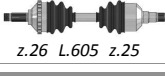
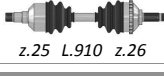
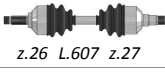







MODEL	GEARBOX	FROM	TO	CHASSIS	ABS	F/R	LEFT DRIVESHAFT	RIGHT DRIVESHAFT
1.5 16V Vtec 69 kW	Man.	06.93	> 10.95			Front	 z.26 L.905 z.25	 z.25 L.623 z.26
	Man.	06.93	> 10.95		teeth 50	Front	 z.26 L.905 z.25	 z.25 L.623 z.26
1.6 16V Vtec 118 kW	Man.	09.91	> 10.95			Front	 z.26 L.561 z.27	 z.27 L.595 z.26
	Man.	09.91	> 10.95		teeth 50	Front	 z.26 L.561 z.27	 z.27 L.595 z.26
1.6 16V Vtec 92 kW	Man.	09.91	> 10.95			Front	 z.26 L.905 z.25	 z.25 L.623 z.26
	Man.	09.91	> 10.95		teeth 50	Front	 z.26 L.905 z.25	 z.25 L.623 z.26

## CIVIC V (EJ\_EK\_)



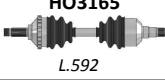
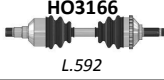
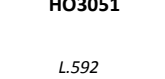
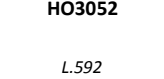
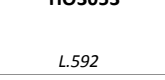
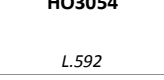


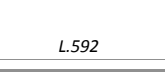
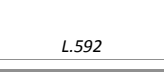

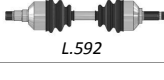


MODEL	GEARBOX	FROM	TO	CHASSIS	ABS	F/R	LEFT DRIVESHAFT	RIGHT DRIVESHAFT
1.4i 66 kW	Man.	11.95	> 02.01			Front	 z.26 L.905 z.25	 z.25 L.621 z.26
	Man.	11.95	> 02.01		teeth 50	Front	 z.26 L.905 z.25	 z.25 L.621 z.26
1.5i 84 kW	Man.	11.95	> 02.01			Front	 z.26 L.905 z.25	 z.25 L.621 z.26
	Man.	11.95	> 02.01		teeth 50	Front	 z.26 L.905 z.25	 z.25 L.621 z.26
1.6 84 kW	Man.	11.95	> 02.01			Front	 z.26 L.905 z.25	 z.25 L.621 z.26
	Man.	11.95	> 02.01		teeth 50	Front	 z.26 L.905 z.25	 z.25 L.621 z.26
1.6 92 kW	Man.	11.95	> 02.01			Front	 z.26 L.905 z.25	 z.25 L.621 z.26
	Man.	11.95	> 02.01		teeth 50	Front	 z.26 L.905 z.25	 z.25 L.621 z.26
1.6 Vti 118 kW	Man.	11.95	> 02.01			Front	 z.26	 z.26
	Man.	11.95	> 02.01		teeth 50	Front	 z.26	 z.26

# HONDA

## CONCERTO (HW)





MODEL	GEARBOX	FROM	TO	CHASSIS	ABS	F/R	LEFT DRIVESHAFT	RIGHT DRIVESHAFT
1.4 66 kW	Man.	01.90	> 01.93			Front	 z.26 L.607 z.27	 z.27 L.607 z.26
	Man.	01.90	> 01.93		teeth 50	Front	 z.26 L.607 z.27	 z.27 L.607 z.26
1.5 66 kW	Man.	10.90	> 06.94			Front	 z.26 L.908 z.25	 z.25 L.602 z.26
	Man.	10.90	> 06.94		teeth 50	Front	 z.26 L.605 z.25	 z.25 L.910 z.26
1.6 78 kW	Man.	01.90	> 01.93			Front	 z.26 L.908 z.25	 z.25 L.602 z.26
	Man.	01.90	> 01.93		teeth 50	Front	 z.26 L.605 z.25	 z.25 L.910 z.26
1.6 82 kW	Man.	01.90	> 01.93			Front	 z.26 L.607 z.27	 z.27 L.607 z.26
	Man.	01.90	> 01.93		teeth 50	Front	 z.26 L.607 z.27	 z.27 L.607 z.26
1.6i 16V 90 kW	Man.	10.90	> 12.93			Front	 z.26 L.607 z.27	 z.27 L.607 z.26
	Man.	10.90	> 12.93		teeth 50	Front	 z.26 L.607 z.27	 z.27 L.607 z.26

## INTEGRA I (DA\_)



MODEL	GEARBOX	FROM	TO	CHASSIS	ABS	F/R	LEFT DRIVESHAFT	RIGHT DRIVESHAFT
1.5 63 kW	Man.	01.86	> 01.89			Front	 L.592	 L.592
	Man.	01.86	> 01.89		teeth 50	Front	 L.592	 L.592
1.6 118 kW	Man.	04.89	> 05.93			Front	 L.592	 L.592
	Man.	04.89	> 05.93		teeth 50	Front	 L.592	 L.592
	Aut.	04.89	> 05.93			Front	 L.592	 L.592
	Aut.	04.89	> 05.93		teeth 50	Front	 L.592	 L.592
1.6 74 kW	Man.	01.86	> 01.89			Front	 L.592	 L.592
	Man.	01.86	> 01.89		teeth 50	Front	 L.592	 L.592

# HONDA





## INTEGRA I (DA\_)

MODEL	GEARBOX	FROM	TO	CHASSIS	ABS	F/R	LEFT DRIVESHAFT	RIGHT DRIVESHAFT
1.8 124 kW	Man.	06.93	> 12.97			Front	<b>HO3055</b>  L.565	<b>HO3052</b>  L.592
	Man.	06.93	> 12.97		teeth 50	Front	<b>HO3056</b>  L.565	<b>HO3054</b>  L.592





## INTEGRA II (DC\_)

MODEL	GEARBOX	FROM	TO	CHASSIS	ABS	F/R	LEFT DRIVESHAFT	RIGHT DRIVESHAFT
1.8 Type-R 140 kW	Man.	11.97	> 10.01		teeth 50	Front	<b>HO3185</b>  z.26 L.563 z.27	<b>HO3186</b>  z.27 L.596 z.26













## JAZZ I (AA\_GA\_)

MODEL	GEARBOX	FROM	TO	CHASSIS	ABS	F/R	LEFT DRIVESHAFT	RIGHT DRIVESHAFT
1.2 33/40/41 kW	Man.	11.83	> 12.86			Front	<b>HO3096</b>  z.23 L.843 z.25	<b>HO3097</b>  z.25 L.591 z.23
	Man.	01.87	>			Front	<b>HO3111</b>  z.23 L.875 z.25	<b>HO3112</b>  z.25 L.573 z.23





## JAZZ II (GD\_)

MODEL	GEARBOX	FROM	TO	CHASSIS	ABS	F/R	LEFT DRIVESHAFT	RIGHT DRIVESHAFT
1.2 57 kW	Man.	03.02	>			Front	<b>HO3217</b>  z.26 L.613 z.25	<b>HO3218</b>  z.25 L.898 z.26
	Man.	03.02	>			Front	<b>HO3217</b>  z.26 L.613 z.25	<b>HO3218</b>  z.25 L.898 z.26

## LEGEND I (HS,KA)



MODEL	GEARBOX	FROM	TO	CHASSIS	ABS	F/R	LEFT DRIVESHAFT	RIGHT DRIVESHAFT
2.5i V6 24V 127 kW	Man.	01.86	> 12.88			Front	<b>HO3041</b>  z.28 L.649 z.29	<b>HO3041</b>  z.29 L.649 z.28
	Man.	01.86	> 12.88		teeth 50	Front	<b>HO3042</b>  z.28 L.649 z.29	<b>HO3042</b>  z.29 L.649 z.28
2.7i V6 24V 124 kW	Man.	02.87	> 12.88			Front	<b>HO3041</b>  z.28 L.649 z.29	<b>HO3041</b>  z.29 L.649 z.28
	Man.	02.87	> 12.88		teeth 50	Front	<b>HO3042</b>  z.28 L.649 z.29	<b>HO3042</b>  z.29 L.649 z.28
	Man.	01.89	> 12.90			Front	<b>HO3039</b>  z.28 L.649 z.29	<b>HO3041</b>  z.29 L.649 z.28
	Man.	01.89	> 12.90		teeth 50	Front	<b>HO3040</b>  z.28 L.649 z.29	<b>HO3042</b>  z.29 L.649 z.28

## LEGEND II (KA7)

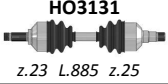

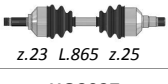
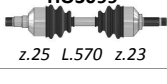


MODEL	GEARBOX	FROM	TO	CHASSIS	ABS	F/R	LEFT DRIVESHAFT	RIGHT DRIVESHAFT
3.2i V6 24V 151 kW	Man.	01.91	> 02.96			Front	<b>HO3043</b>  z.30 L.674	<b>HO3044</b>  z.31 L.637 z.30
	Man.	01.91	> 02.96		teeth 50	Front	<b>HO3045</b>  z.30 L.674	<b>HO3046</b>  z.31 L.637 z.30

# HONDA

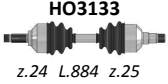

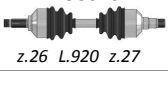

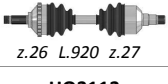
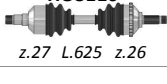
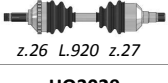
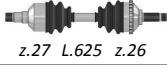
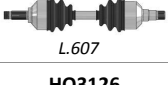
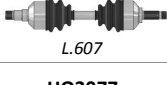
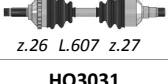

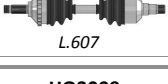
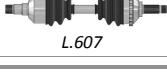
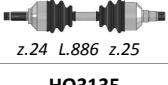



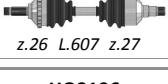
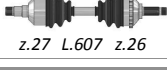
## LEGEND III (KA9)

MODEL	GEARBOX	FROM	TO	CHASSIS	ABS	F/R	LEFT DRIVESHAFT	RIGHT DRIVESHAFT
3.5i V6 24V 151 kW	Man.	02.96	>		teeth 50	Front	 HO3167 L.674	 HO3168 L.718

## PRELUDE I (SN)

MODEL	GEARBOX	FROM	TO	CHASSIS	ABS	F/R	LEFT DRIVESHAFT	RIGHT DRIVESHAFT
1.6 59 kW	Man.	04.79	> 12.82			Front	 HO3131 z.23 L.885 z.25	 HO3132 z.25 L.595 z.23
1.8 74 kW	Man.	01.78	> 12.80			Front	 HO3098 z.23 L.865 z.25	 HO3099 z.25 L.570 z.23
	Man.	01.81	> 12.82			Front	 HO3027 z.23 L.855 z.25	 HO3028 z.25 L.560 z.23

## PRELUDE II (AB)

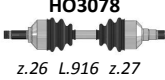

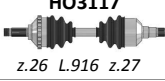
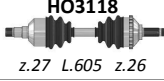


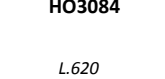
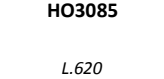
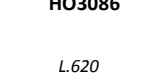
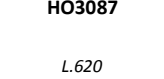
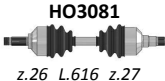
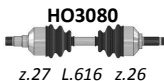
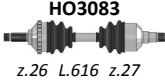

MODEL	GEARBOX	FROM	TO	CHASSIS	ABS	F/R	LEFT DRIVESHAFT	RIGHT DRIVESHAFT
1.6 59 kW	Man.	01.83	> 12.83			Front	 HO3133 z.24 L.884 z.25	 HO3134 z.25 L.595 z.24
1.8 74 kW	Man.	01.83	> 12.87			Front	 HO3076 z.26 L.920 z.27	 HO3075 z.27 L.625 z.26
	Man.	01.83	> 12.87		teeth 100	Front	 HO3115 z.26 L.920 z.27	 HO3116 z.27 L.625 z.26
	Man.	01.83	> 12.87		teeth 50	Front	 HO3113 z.26 L.920 z.27	 HO3114 z.27 L.625 z.26
	Aut.	01.83	> 12.87			Front	 HO3029 L.607	 HO3030 L.607
	Aut.	01.83	> 12.87		teeth 100	Front	 HO3126 z.26 L.607 z.27	 HO3077 z.27 L.607 z.26
	Aut.	01.83	> 12.87		teeth 50	Front	 HO3031 L.607	 HO3032 L.607
1.8 77 kW	Man.	01.83	> 12.87			Front	 HO3009 z.24 L.886 z.25	 HO3010 z.25 L.608 z.24
	Aut.	01.83	> 10.87			Front	 HO3135 z.26 L.607 z.27	 HO3136 z.27 L.607 z.26
	Aut.	01.83	> 10.87		teeth 50	Front	 HO3137 z.26 L.607 z.27	 HO3138 z.27 L.607 z.26
SI	Man.	01.85	> 12.87			Front	<b>HO3196</b>  L.926	<b>HO3198</b>  L.624
	Aut.	01.85	> 12.87			Front	<b>HO3197</b>  L.919	<b>HO3198</b>  L.624

note: USA Market



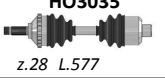
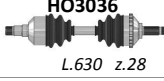










note: USA Market

# HONDA



## PRELUDE III (BA\_)

MODEL	GEARBOX	FROM	TO	CHASSIS	ABS	F/R	LEFT DRIVESHAFT	RIGHT DRIVESHAFT
2.0 16V 101 kW	Man.	11.85	> 10.87			Front	 z.26 L.916 z.27	 z.27 L.605 z.26
	Man.	11.85	> 10.87		teeth 100	Front	 z.26 L.916 z.27	 z.27 L.605 z.26
	Man.	11.85	> 10.87		teeth 50	Front	 L.910	 L.623
2.0 16V Si 100/102 kW	Man.	11.87	> 12.91			Front	 L.620	 L.620
	Man.	11.87	> 12.91		teeth 50	Front	 L.620	 L.620
2.0 16V Si 78/111 kW	Man.	11.87	> 12.91			Front	 z.26 L.616 z.27	 z.27 L.616 z.26
	Man.	11.87	> 12.91		teeth 50	Front	 z.26 L.616 z.27	 z.27 L.616 z.26

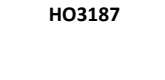
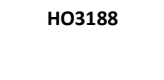
## PRELUDE IV (BA\_BB\_)

MODEL	GEARBOX	FROM	TO	CHASSIS	ABS	F/R	LEFT DRIVESHAFT	RIGHT DRIVESHAFT
2.0i 16V 98 kW	Man.	09.91	> 10.96			Front	 z.28 L.577	 L.630 z.28
	Man.	09.91	> 10.96		teeth 50	Front	 z.28 L.577	 L.630 z.28
2.2i 16V Vtec 136 kW	Man.	09.91	> 10.96			Front	 z.28 L.577	 L.630 z.28
	Man.	09.91	> 10.96		teeth 50	Front	 z.28 L.577	 L.630 z.28
2.3i 16V 118 kW	Man.	09.91	> 10.96			Front	 z.28 L.577	 L.630 z.28
	Man.	09.91	> 10.96		teeth 50	Front	 z.28 L.577	 L.630 z.28
	Aut.	02.92	> 09.96		teeth 50	Front	 z.28 L.627	 L.986 z.28

## QUINTET (SU)

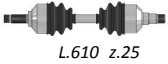

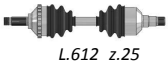

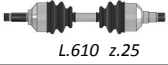



MODEL	GEARBOX	FROM	TO	CHASSIS	ABS	F/R	LEFT DRIVESHAFT	RIGHT DRIVESHAFT
1.6 59 kW	Man.	02.80	> 12.84			Front	 z.23 L.865 z.25	 z.25 L.570 z.23

## SHUTTLE (RA1)

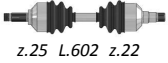

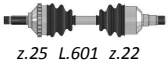





MODEL	GEARBOX	FROM	TO	CHASSIS	ABS	F/R	LEFT DRIVESHAFT	RIGHT DRIVESHAFT
2.2 16V 110 kW	Man.	10.94	> 02.98		teeth 50	Front	 L.620	 L.620

# HYUNDAI









## ACCENT I (X-3)

MODEL	GEARBOX	FROM	TO	CHASSIS	ABS	F/R	LEFT DRIVESHAFT	RIGHT DRIVESHAFT
1.3 44 kW	Man.	10.94	> 01.00			Front	 L.610 z.25	 z.25 L.908
	Man.	10.94	> 01.00		teeth 29	Front	 L.612 z.25	 z.25 L.906
1.5i 12v 65 kW	Man.	10.94	> 01.00			Front	 L.610 z.25	 z.25 L.908
	Man.	10.94	> 01.00		teeth 29	Front	 L.612 z.25	 z.25 L.906

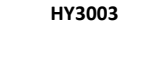
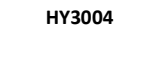
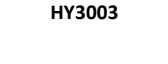
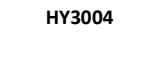
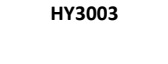
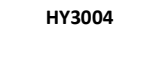
## ATOS (MX)

MODEL	GEARBOX	FROM	TO	CHASSIS	ABS	F/R	LEFT DRIVESHAFT	RIGHT DRIVESHAFT
1.0 i 40/43 kW	Man.	03.01	>			Front	 z.25 L.602 z.22	 z.22 L.814 z.25
	Man.	03.01	>		teeth 38	Front	 z.25 L.601 z.22	 z.22 L.814 z.25
1.0 i 40 kW	Man.	02.98	> 02.01			Front	 z.25 L.596 z.22	 z.22 L.810 z.25
	Man.	02.98	> 02.01		teeth 38	Front	 z.25 L.596 z.22	 z.22 L.810 z.25



## ATOS PRIME (MX)

MODEL	GEARBOX	FROM	TO	CHASSIS	ABS	F/R	LEFT DRIVESHAFT	RIGHT DRIVESHAFT
1.0 i 40/43 kW	Man.	03.01	>			Front	 z.25 L.602 z.22	 z.22 L.814 z.25
	Man.	03.01	>		teeth 38	Front	 z.25 L.601 z.22	 z.22 L.814 z.25
1.0 i 40 kW	Man.	02.99	> 02.01			Front	 z.25 L.596 z.22	 z.22 L.810 z.25
	Man.	02.99	> 02.01		teeth 38	Front	 z.25 L.596 z.22	 z.22 L.810 z.25

## EXCEL (MU)

MODEL	GEARBOX	FROM	TO	CHASSIS	ABS	F/R	LEFT DRIVESHAFT	RIGHT DRIVESHAFT
1.3 50,55 kW	Man.	10.85	> 12.87			Front	 L.587 z.25	 z.25 L.900
1.5 53 kW	Man.	10.89	> 12.91			Front	 L.587 z.25	 z.25 L.900
1.5i 62 kW	Man.	10.89	> 12.91			Front	 L.587 z.25	 z.25 L.900


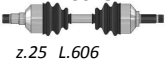




## LANTRA I (J1)

MODEL	GEARBOX	FROM	TO	CHASSIS	ABS	F/R	LEFT DRIVESHAFT	RIGHT DRIVESHAFT
1.5 ie 63 kW	Man.	10.90	> 11.95			Front	 z.25 L.940 z.25	 z.25 L.612 z.25









# HYUNDAI





## LANTRA I (J1)

MODEL	GEARBOX	FROM	TO	CHASSIS	ABS	F/R	LEFT DRIVESHAFT	RIGHT DRIVESHAFT
1.6 ie 16v 84 kW	Man.	10.90	> 11.95			Front	 L.936 z.25	 z.25 L.606
	Man.	10.90	> 11.95		teeth 44	Front	 L.936 z.25	 z.25 L.606
1.8 16v 93 kW	Man.	10.90	> 11.95			Front	 L.942	 L.610





## PONY

MODEL	GEARBOX	FROM	TO	CHASSIS	ABS	F/R	LEFT DRIVESHAFT	RIGHT DRIVESHAFT
1.3 47 kW	Man.	10.92	> 06.93			Front	 L.900	 L.587
1.5 53 kW	Man.	02.90	> 03.93			Front	 L.900	 L.587
1.5i 62 kW	Man.	04.93	> 09.94			Front	 L.900	 L.587

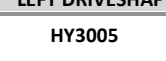
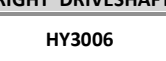
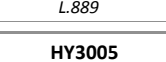







## PONY XP

MODEL	GEARBOX	FROM	TO	CHASSIS	ABS	F/R	LEFT DRIVESHAFT	RIGHT DRIVESHAFT
1.3 50 kW	Man.	11.85	> 01.87			Front	 L.587 z.25	 z.25 L.900
1.5 53 kW	Man.	11.85	> 01.87			Front	 L.587 z.25	 z.25 L.900

## SANTA FÈ (SM)


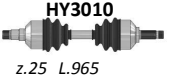

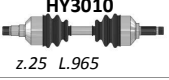
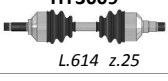

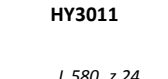
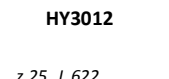
MODEL	GEARBOX	FROM	TO	CHASSIS	ABS	F/R	LEFT DRIVESHAFT	RIGHT DRIVESHAFT
2.0 CRDi 83 kW	Man.-Aut.	04.01	>			Front	 z.27 L.666 z.27	 z.26 L.609 z.27
2.7 V6 127 kW	Man.-Aut.	02.01	>			Front	 z.27 L.666 z.27	 z.26 L.609 z.27

## SCOUPE (SLC)

MODEL	GEARBOX	FROM	TO	CHASSIS	ABS	F/R	LEFT DRIVESHAFT	RIGHT DRIVESHAFT
1.5i 62 kW	Man.	10.89	> 11.92			Front	 L.889	 z.25 L.604
1.5i 12V 65 kW	Man.	04.92	> 11.92			Front	 L.889	 z.25 L.604
	Man.	12.92	> 05.96			Front	 L.598	 z.26 L.556
1.5i Turbo 85 kW	Man.	04.91	> 11.92			Front	 L.598	 z.26 L.556
	Man.	12.92	> 05.96			Front	 L.552	 z.26 L.556


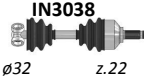








# HYUNDAI

## SONATA I (Y-2)


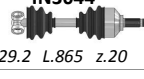
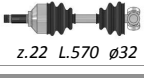
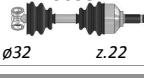

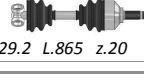


MODEL	GEARBOX	FROM	TO	CHASSIS	ABS	F/R	LEFT DRIVESHAFT	RIGHT DRIVESHAFT
1.8 70 kW	Man.	05.89	> 09.91			Front	 HY3009 L.614 z.25	 HY3010 z.25 L.965
2.0i 74 kW	Man.	05.89	> 09.91			Front	 HY3009 L.614 z.25	 HY3010 z.25 L.965
2.4i 82/90 kW	Man.	05.89	> 09.91			Front	 HY3009 L.614 z.25	 HY3010 z.25 L.965
3.0 V6 107 kW	Man.	01.90	> 09.91			Front	 HY3011 L.580 z.24	 HY3012 z.25 L.622

# INNOCENTI

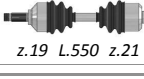
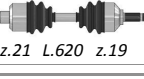


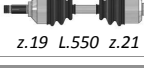
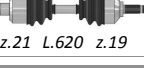
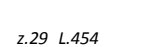
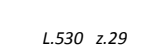
## ELBA

MODEL	GEARBOX	FROM	TO	CHASSIS	ABS	F/R	LEFT DRIVESHAFT	RIGHT DRIVESHAFT
1.3 49 kW	Man.	01.91	>			Front	 z.22 L.570 ø32	 ø32 z.22
1.4 49 kW	Man.	01.91	>			Front	 z.22 L.555 ø32	 ø32 z.22
1.5 55 kW	Man.	01.91	>			Front	 z.22 L.555 ø32	 ø32 z.22
1.6 55 kW	Man.	01.91	>			Front	 z.22 L.555 ø32	 ø32 z.22
1.7 D 42 kW	Man.	01.91	>			Front	 z.22 L.555 ø32	 ø32 z.22

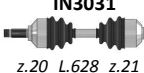

## MILLE

MODEL	GEARBOX	FROM	TO	CHASSIS	ABS	F/R	LEFT DRIVESHAFT	RIGHT DRIVESHAFT
0.9	Man.	01.91	>			Front	 z.20 L.555 ø29.2	 ø29.2 L.865 z.20
1.0	Man.	01.91	>			Front	 z.22 L.570 ø32	 ø32 z.22
1.4	Man.	01.91	>			Front	 z.20 L.555 ø29.2	 ø29.2 L.865 z.20
1.7 D	Man.	01.91	>			Front	 z.22 L.555 ø32	 ø32 z.22

## MINI







MODEL	GEARBOX	FROM	TO	CHASSIS	ABS	F/R	LEFT DRIVESHAFT	RIGHT DRIVESHAFT
0.85	Man.	01.72	> 05.84			Front	 z.19 L.550 z.21	 z.21 L.620 z.19
1.0	Man.	01.72	> 05.84			Front	 z.19 L.550 z.21	 z.21 L.620 z.19
1.1	Man.	01.72	> 05.84			Front	 z.19 L.550 z.21	 z.21 L.620 z.19
1.3 Cooper 51 kW	Man.	08.76	> 02.82			Front	 z.29 L.454	 L.530 z.29

## MINI 2 CYL

MODEL	GEARBOX	FROM	TO	CHASSIS	ABS	F/R	LEFT DRIVESHAFT	RIGHT DRIVESHAFT
650 24 kW	Man.	01.85	>			Front	 z.20 L.628 z.21	 z.21 L.683 z.20

# INNOCENTI

## MINI 3 CYL

MODEL	GEARBOX	FROM	TO	CHASSIS	ABS	F/R	LEFT DRIVESHAFT	RIGHT DRIVESHAFT
1.0 27/32 kW	Man.	02.82	> 05.83			Front	 IN3027 z.20 L.565 z.21	 IN3028 z.21 L.750 z.20
	Man.	06.83	>			Front	 IN3029 z.20 L.552 z.23	 IN3030 z.23 L.772 z.20
	Aut.	06.84	>			Front	 IN3051 z.20 L.490 z.23	 IN3050 z.23 z.20

# ISUZU

## GEMINI (JT)

MODEL	GEARBOX	FROM	TO	CHASSIS	ABS	F/R	LEFT DRIVESHAFT	RIGHT DRIVESHAFT
1.5 52 kW	Man.	01.88	> 12.92			Front	IS3001 z.22 z.24	IS3002 z.34 z.22
1.5 D 37 kW	Man.	02.88	> 12.90			Front	IS3015	IS3016
1.6 GT 16V 84 kW	Man.	08.88	> 12.90			Front	IS3017	IS3018
1.6 Turbo	Man.	01.87	> 12.89			Front	IS3005 z.24 z.34	IS3006 z.22 z.24

## IMPULSE

MODEL	GEARBOX	FROM	TO	CHASSIS	ABS	F/R	LEFT DRIVESHAFT	RIGHT DRIVESHAFT
1.6 71 kW	Man.	05.90	> 12.93			Front	IS3009 z.24 z.22	IS3010 z.22 z.24
	Aut.	05.90	> 12.93			Front	IS3011 z.24 z.34	IS3012 z.34 z.24

## PICK-UP - CAMPO (KBS)

MODEL	GEARBOX	FROM	TO	CHASSIS	ABS	F/R	LEFT DRIVESHAFT	RIGHT DRIVESHAFT
2.0	Man.	01.84	> 12.86			Front	IS3007 z.24 z.23	IS3008 z.23 z.24
2.0 D	Man.	01.84	> 12.86			Front	IS3007 z.24 z.23	IS3008 z.23 z.24

## PICK-UP - CAMPO II (TF\_)









MODEL	GEARBOX	FROM	TO	CHASSIS	ABS	F/R	LEFT DRIVESHAFT	RIGHT DRIVESHAFT
3.1 TD 80 kW	Man.	05.97	>			Front	IS3019 z.17 L.556 z.17	IS3020 L.972

## TROOPER (UBS)

MODEL	GEARBOX	FROM	TO	CHASSIS	ABS	F/R	LEFT DRIVESHAFT	RIGHT DRIVESHAFT
2.0	Man.	01.83	> 12.87			Front	IS3007 z.24 z.23	IS3008 z.23 z.24
2.2 TD	Man.	01.83	> 12.87			Front	IS3007 z.24 z.23	IS3008 z.23 z.24
2.6 i 85 kW	Man.	01.87	> 12.91			Front	IS3013 z.17 z.17	IS3014 z.17 z.17
2.8 TD 71 kW	Man.	01.87	> 12.91			Front	IS3013 z.17 z.17	IS3014 z.17 z.17



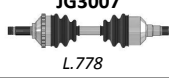

# IVECO

## DAILY

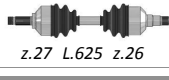

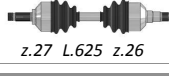
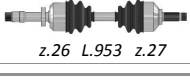


MODEL	GEARBOX	FROM	TO	CHASSIS	ABS	F/R	LEFT DRIVESHAFT	RIGHT DRIVESHAFT
2.5 D 4x4 76 kW	Man.	11.89	> 05.96			Front	 <b>IV3001</b> z.21 L.569 ø118	 <b>IV3001</b> ø118 L.569 z.21
	Man.	11.89	> 05.96			Front	 <b>IV3002</b> z.19 L.566 ø118	 <b>IV3002</b> ø118 L.566 z.19
2.8 D 4x4 90 kW	Man.	02.95	> 05.99			Front	 <b>IV3002</b> z.19 L.566 ø118	 <b>IV3002</b> ø118 L.566 z.19
	Man.	02.95	> 05.99			Front	 <b>IV3001</b> z.21 L.569 ø118	 <b>IV3001</b> ø118 L.569 z.21

# JAGUAR

## S-TYPE (CCX)

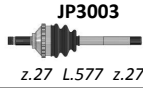
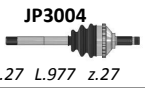

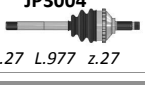


MODEL	GEARBOX	FROM	TO	CHASSIS	ABS	F/R	LEFT DRIVESHAFT	RIGHT DRIVESHAFT
2.5 V6 147 kW	Man.	04.02	>			Front	 L.778	 L.778
3.0 V6 175 kW	Man.	01.99	>			Front	 L.778	 L.778

## X-TYPE (CF1)


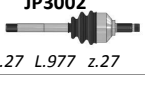
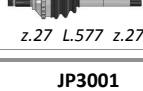



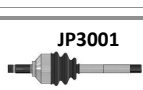
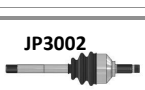
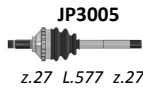
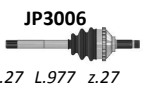


MODEL	GEARBOX	FROM	TO	CHASSIS	ABS	F/R	LEFT DRIVESHAFT	RIGHT DRIVESHAFT
2.0 D 96 kW	Man.	07.03	> 10.05			Front	 z.27 L.625 z.26	 z.26 L.953 z.27
2.0 V6 115 kW	Man.	09.02	> 10.05			Front	 z.27 L.625 z.26	 z.26 L.953 z.27
2.2 D 114 kW	Man.	10.05	>			Front	 z.27 L.625 z.26	 z.26 L.953 z.27

# JEEP


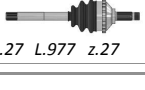
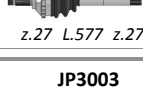

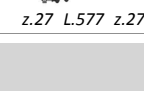
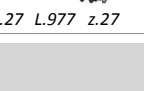
## CHEROKEE I (XJ\_)

MODEL	GEARBOX	FROM	TO	CHASSIS	ABS	F/R	LEFT DRIVESHAFT	RIGHT DRIVESHAFT
2.5 87 kW	Man.	05.86	> 07.92		teeth 48	Front	 z.27 L.577 z.27	 z.27 L.977 z.27
2.8 V6 88 kW	Man.	04.84	> 04.91		teeth 48	Front	 z.27 L.577 z.27	 z.27 L.977 z.27
4.0 V6 127/131 kW		10.86	> 04.92		teeth 48	Front	 z.27 L.577 z.27	 z.27 L.977 z.27

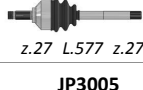

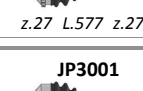
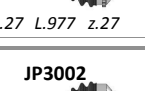
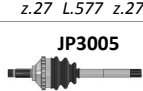
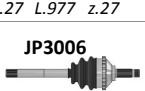


## CHEROKEE II (XJ\_)

MODEL	GEARBOX	FROM	TO	CHASSIS	ABS	F/R	LEFT DRIVESHAFT	RIGHT DRIVESHAFT
2.5 TD 89 kW	Man.	01.95	>			Front	 z.27 L.577 z.27	 z.27 L.977 z.27
	Man.	01.95	>		teeth 54	Front	 z.27 L.577 z.27	 z.27 L.977 z.27
2.5i 87/90 kW	Man.	01.93	> 09.01			Front	 z.27 L.577 z.27	 z.27 L.977 z.27
	Man.	01.93	> 09.01		teeth 54	Front	 z.27 L.577 z.27	 z.27 L.977 z.27
4.0i 135 kW	Man.	01.93	> 09.01			Front	 z.27 L.577 z.27	 z.27 L.977 z.27
	Man.	01.93	> 09.01		teeth 54	Front	 z.27 L.577 z.27	 z.27 L.977 z.27

## COMANCHE

MODEL	GEARBOX	FROM	TO	CHASSIS	ABS	F/R	LEFT DRIVESHAFT	RIGHT DRIVESHAFT
2.5 87 kW	Man.	05.86	> 07.92		teeth 48	Front	 z.27 L.577 z.27	 z.27 L.977 z.27
2.8 V6 88 kW	Man.	04.84	> 04.91		teeth 48	Front	 z.27 L.577 z.27	 z.27 L.977 z.27
4.0 V6 127/131 kW		10.86	> 04.92		teeth 48	Front	 z.27 L.577 z.27	 z.27 L.977 z.27

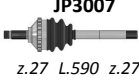

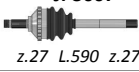

## GRAND CHEROKEE I (Z)

MODEL	GEARBOX	FROM	TO	CHASSIS	ABS	F/R	LEFT DRIVESHAFT	RIGHT DRIVESHAFT
2.5 TD 85 kW	Man.	12.96	>			Front	 z.27 L.577 z.27	 z.27 L.977 z.27
	Man.	12.96	>		teeth 54	Front	 z.27 L.577 z.27	 z.27 L.977 z.27
4.0i 130 kW	Man.	12.96	>			Front	 z.27 L.577 z.27	 z.27 L.977 z.27
	Man.	12.96	>		teeth 54	Front	 z.27 L.577 z.27	 z.27 L.977 z.27

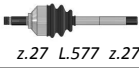









# JEEP

## GRAND CHEROKEE II (WJ/WG)

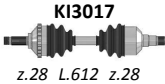
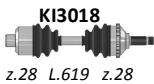
MODEL	GEARBOX	FROM	TO	CHASSIS	ABS	F/R	LEFT DRIVESHAFT	RIGHT DRIVESHAFT
3.1 TD 103 kW	Man.	04.99	>		teeth 48	Front	 z.27 L.590 z.27	 z.27 L.1045 z.27
4.7 V8 162 kW	Man.	04.99	> 08.00		teeth 48	Front	 z.27 L.590 z.27	 z.27 L.1045 z.27

## WRANGLER (TJ)

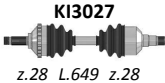
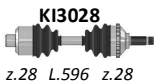

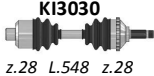
MODEL	GEARBOX	FROM	TO	CHASSIS	ABS	F/R	LEFT DRIVESHAFT	RIGHT DRIVESHAFT
2.5i 87 kW	Man.	01.93	> 09.01			Front	 z.27 L.577 z.27	 z.27 L.977 z.27
	Man.	01.93	> 09.01		teeth 54	Front	 z.27 L.577 z.27	 z.27 L.977 z.27
4.0i 130 kW	Man.	01.93	> 09.01			Front	 z.27 L.577 z.27	 z.27 L.977 z.27
	Man.	01.93	> 09.01		teeth 54	Front	 z.27 L.577 z.27	 z.27 L.977 z.27

# KIA

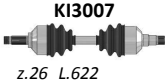
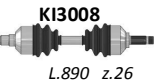
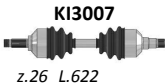
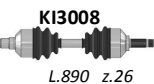
## CARENS I (FC)

MODEL	GEARBOX	FROM	TO	CHASSIS	ABS	F/R	LEFT DRIVESHAFT	RIGHT DRIVESHAFT
1.8 16V 81 kW	Man.	11.00	> 07.02		teeth 46	Front	 KI3017 z.28 L.612 z.28	 KI3018 z.28 L.619 z.28

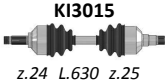
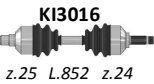
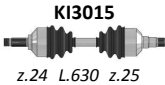
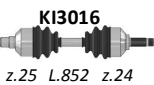
## CARNIVAL (UP)

MODEL	GEARBOX	FROM	TO	CHASSIS	ABS	F/R	LEFT DRIVESHAFT	RIGHT DRIVESHAFT
2.9 TD 93 kW	Man.	10.99	> 11.01		teeth 54	Front	 KI3027 z.28 L.649 z.28	 KI3028 z.28 L.596 z.28
	Aut.	10.99	> 11.01		teeth 54	Front	 KI3029 z.28 L.624 z.28	 KI3030 z.28 L.548 z.28


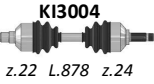
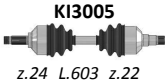
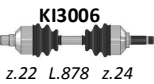
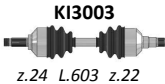
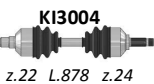
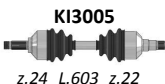

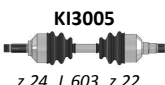

## MENTOR

MODEL	GEARBOX	FROM	TO	CHASSIS	ABS	F/R	LEFT DRIVESHAFT	RIGHT DRIVESHAFT
1.5	Man.	01.96	>			Front	 KI3007 z.26 L.622	 KI3008 L.890 z.26
1.6	Man.	02.94	>			Front	 KI3007 z.26 L.622	 KI3008 L.890 z.26

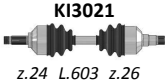
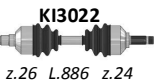


## PICANTO (BA)

MODEL	GEARBOX	FROM	TO	CHASSIS	ABS	F/R	LEFT DRIVESHAFT	RIGHT DRIVESHAFT
1.0 45 kW	Man.	09.05	>		teeth 48	Front	 KI3015 z.24 L.630 z.25	 KI3016 z.25 L.852 z.24
1.1 48 kW	Man.	04.04	>		teeth 48	Front	 KI3015 z.24 L.630 z.25	 KI3016 z.25 L.852 z.24

## PRIDE (DA)

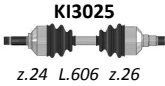
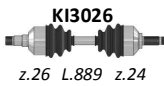
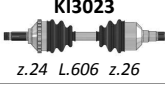
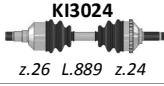
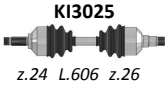
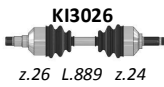
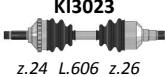

MODEL	GEARBOX	FROM	TO	CHASSIS	ABS	F/R	LEFT DRIVESHAFT	RIGHT DRIVESHAFT
1.1 38 kW	Man.	01.91	>			Front	 KI3003 z.24 L.603 z.22	 KI3004 z.22 L.878 z.24
1.1 i 38 kW	Man.	01.91	>			Front	 KI3005 z.24 L.603 z.22	 KI3006 z.22 L.878 z.24
1.3 51 kW	Man.	01.91	>			Front	 KI3003 z.24 L.603 z.22	 KI3004 z.22 L.878 z.24
1.3 16V 44 kW	Man.	01.90	>			Front	 KI3005 z.24 L.603 z.22	 KI3006 z.22 L.878 z.24
1.3 i 51 kW	Man.	01.90	>			Front	 KI3005 z.24 L.603 z.22	 KI3006 z.22 L.878 z.24

## RIO I (DC\_)

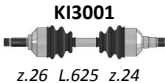
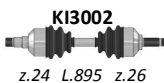
MODEL	GEARBOX	FROM	TO	CHASSIS	ABS	F/R	LEFT DRIVESHAFT	RIGHT DRIVESHAFT
1.3 8V 55 kW	Man.	09.00	>			Front	 KI3021 z.24 L.603 z.26	 KI3022 z.26 L.886 z.24
	Man.	09.00	>		teeth 44	Front	 KI3013 z.24 L.603 z.26	 KI3014 z.26 L.886 z.24

# KIA

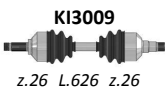
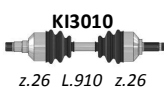
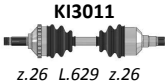
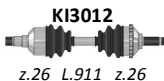
## RIO I (DC\_)

MODEL	GEARBOX	FROM	TO	CHASSIS	ABS	F/R	LEFT DRIVESHAFT	RIGHT DRIVESHAFT
1.3 8V 60 kW	Man.	09.00	>			Front	 z.24 L.606 z.26	 z.26 L.889 z.24
	Man.	09.00	>		teeth 44	Front	 z.24 L.606 z.26	 z.26 L.889 z.24
1.5 16V 72 kW	Man.	09.00	>			Front	 z.24 L.606 z.26	 z.26 L.889 z.24
	Man.	09.00	>		teeth 44	Front	 z.24 L.606 z.26	 z.26 L.889 z.24

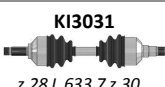
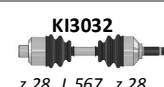
## SEPHIA (FA)

MODEL	GEARBOX	FROM	TO	CHASSIS	ABS	F/R	LEFT DRIVESHAFT	RIGHT DRIVESHAFT
1.6 59 kW	Man.	09.93	>			Front	 z.26 L.625 z.24	 z.24 L.895 z.26

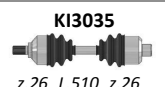
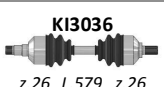
## SHUMA (FB)

MODEL	GEARBOX	FROM	TO	CHASSIS	ABS	F/R	LEFT DRIVESHAFT	RIGHT DRIVESHAFT
1.5 i 16v 65 kW	Man.	10.97	>			Front	 z.26 L.626 z.26	 z.26 L.910 z.26
	Man.	10.97	>		teeth 44	Front	 z.26 L.629 z.26	 z.26 L.911 z.26

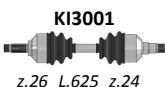

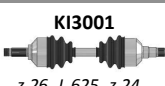
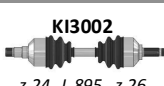
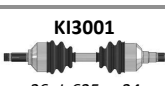
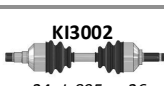
## SORENTO (JC)

MODEL	GEARBOX	FROM	TO	CHASSIS	ABS	F/R	LEFT DRIVESHAFT	RIGHT DRIVESHAFT
2.5 CRDi 103 kW	Man.	08.02	>			Front	 z.28 L.633,7 z.30	 z.28 L.567 z.28

## SPORTAGE I (K00)


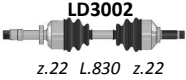
MODEL	GEARBOX	FROM	TO	CHASSIS	ABS	F/R	LEFT DRIVESHAFT	RIGHT DRIVESHAFT
2.0 TD 4WD 61 kW	Man.	10.97	> 08.03			Front	 z.26 L.510 z.26	 z.26 L.579 z.26

## TIMOR





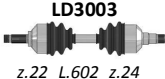

MODEL	GEARBOX	FROM	TO	CHASSIS	ABS	F/R	LEFT DRIVESHAFT	RIGHT DRIVESHAFT
1.5 16V 59 kW	Man.	02.96	>			Front	 z.26 L.625 z.24	 z.24 L.895 z.26
1.6 59 kW	Man.	09.93	>			Front	 z.26 L.625 z.24	 z.24 L.895 z.26
1.8 16V 82 kW	Man.	01.95	>			Front	 z.26 L.625 z.24	 z.24 L.895 z.26

# LADA

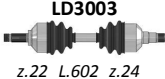







## NIVA

MODEL	GEARBOX	FROM	TO	CHASSIS	ABS	F/R	LEFT DRIVESHAFT	RIGHT DRIVESHAFT
1.6 4X4 54/56 kW	Man.	07.78	>			Front	 <p>LD3001 z.22 L.702 z.22</p>	 <p>LD3002 z.22 L.830 z.22</p>

## SAGONA



MODEL	GEARBOX	FROM	TO	CHASSIS	ABS	F/R	LEFT DRIVESHAFT	RIGHT DRIVESHAFT
1.1 39 kW	Man.	07.86	>			Front	 <p>LD3003 z.22 L.602 z.24</p>	 <p>LD3004 z.24 L.853 z.22</p>
1.3 45/48 kW	Man.	07.86	>			Front	 <p>LD3003 z.22 L.602 z.24</p>	 <p>LD3004 z.24 L.853 z.22</p>
1.5 53 kW	Man.	07.86	>			Front	 <p>LD3003 z.22 L.602 z.24</p>	 <p>LD3004 z.24 L.853 z.22</p>

## SAMARA (2108/2109)



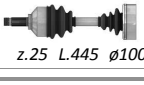
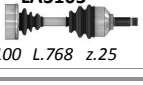
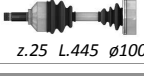
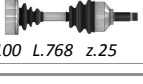
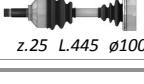
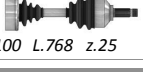




MODEL	GEARBOX	FROM	TO	CHASSIS	ABS	F/R	LEFT DRIVESHAFT	RIGHT DRIVESHAFT
1.1 39 kW	Man.	07.86	>			Front	 <p>LD3003 z.22 L.602 z.24</p>	 <p>LD3004 z.24 L.853 z.22</p>
1.3 45/48 kW	Man.	07.86	>			Front	 <p>LD3003 z.22 L.602 z.24</p>	 <p>LD3004 z.24 L.853 z.22</p>
1.5 53 kW	Man.	07.86	>			Front	 <p>LD3003 z.22 L.602 z.24</p>	 <p>LD3004 z.24 L.853 z.22</p>
1.5 Digitronic 50/53 kW	Man.	07.86	>			Front	 <p>LD3003 z.22 L.602 z.24</p>	 <p>LD3004 z.24 L.853 z.22</p>

# LANCIA






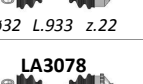










## 2000

MODEL	GEARBOX	FROM	TO	CHASSIS	ABS	F/R	LEFT DRIVESHAFT	RIGHT DRIVESHAFT
2.0	Man.	05.71	> 12.79			Front	 z.18 L.526 ø100	 ø100 L.526 z.18

## BETA (828\_B\_)


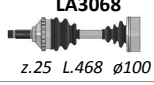
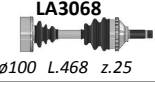

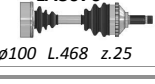





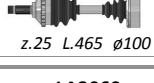
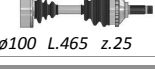



MODEL	GEARBOX	FROM	TO	CHASSIS	ABS	F/R	LEFT DRIVESHAFT	RIGHT DRIVESHAFT
1.3 62 kW	Man.	09.72	> 01.84			Front	 z.25 L.445 ø100	 ø100 L.768 z.25
1.4 66 kW	Man.	09.72	> 01.84			Front	 z.25 L.445 ø100	 ø100 L.768 z.25
1.6 74 kW	Man.	09.72	> 01.84			Front	 z.25 L.445 ø100	 ø100 L.768 z.25
1.8 81 kW	Man.	09.72	> 01.84			Front	 z.25 L.445 ø100	 ø100 L.768 z.25
2.0 85/90 kW	Man.	09.72	> 01.84			Front	 z.25 L.445 ø100	 ø100 L.768 z.25
2.0 ie 90 kW	Man.	12.81	> 12.84			Front	 z.25 L.445 ø100	 ø100 L.768 z.25

## DEDRA (835)




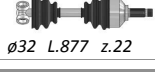
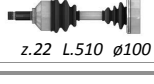
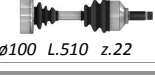
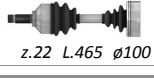
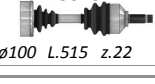

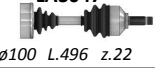

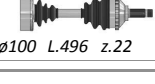


MODEL	GEARBOX	FROM	TO	CHASSIS	ABS	F/R	LEFT DRIVESHAFT	RIGHT DRIVESHAFT
1.6 ie 55 kW	Man.	04.93	> 07.99			Front	 z.22 ø32	 ø32 z.22
	Man.	04.93	> 07.99		teeth 44	Front	 z.22 ø32	 ø32 z.22
1.6 ie 57/66 kW	Man.	04.89	> 07.99			Front	 z.22 L.570 ø32	 ø32 L.933 z.22
	Man.	04.89	> 07.99		teeth 44	Front	 z.22 L.570 ø32	 ø32 L.933 z.22
1.8 ie 74 kW	Man.	07.94	> 07.99			Front	 z.25 L.468 ø100	 ø100 L.468 z.25
	Man.	07.94	> 07.99		teeth 44	Front	 z.25 L.468 ø100	 ø100 L.468 z.25
1.8 ie 80 kW	Man.	04.89	> 06.94			Front	 z.25 L.480 ø100	 ø100 L.480 z.25
	Man.	04.89	> 06.94		teeth 44	Front	 z.25 L.465 ø100	 ø100 L.465 z.25

# LANCIA

## DEDRA (835)


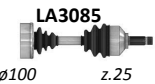
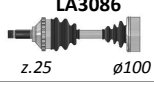
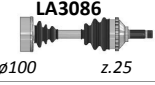


MODEL	GEARBOX	FROM	TO	CHASSIS	ABS	F/R	LEFT DRIVESHAFT	RIGHT DRIVESHAFT
1.9 TD 66 kW	Man.	11.89	> 06.94			Front	 LA3067 z.25 L.468 ø100	 LA3067 ø100 L.468 z.25
	Man.	11.89	> 06.94		teeth 44	Front	 LA3068 z.25 L.468 ø100	 LA3068 ø100 L.468 z.25
	Man.	07.94	> 07.99			Front	 LA3069 z.25 L.468 ø100	 LA3069 ø100 L.468 z.25
	Man.	07.94	> 07.99		teeth 44	Front	 LA3070 z.25 L.468 ø100	 LA3070 ø100 L.468 z.25
2.0 ie 102 kW	Man.	07.94	> 07.99			Front	 LA3069 z.25 L.468 ø100	 LA3069 ø100 L.468 z.25
	Man.	07.94	> 07.99		teeth 44	Front	 LA3070 z.25 L.468 ø100	 LA3070 ø100 L.468 z.25
2.0 ie 86 kW	Man.	04.89	> 06.94			Front	 LA3083 z.25 L.480 ø100	 LA3083 ø100 L.480 z.25
	Man.	04.89	> 06.94		teeth 44	Front	 LA3160 z.25 L.465 ø100	 LA3160 ø100 L.465 z.25
2.0 ie 4x4 102 kW	Man.	07.94	> 07.99			Front	 LA3069 z.25 L.468 ø100	 LA3069 ø100 L.468 z.25
	Man.	07.94	> 07.99		teeth 44	Front	 LA3070 z.25 L.468 ø100	 LA3070 ø100 L.468 z.25

## DELTA I (831AB0)



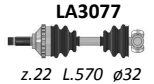

MODEL	GEARBOX	FROM	TO	CHASSIS	ABS	F/R	LEFT DRIVESHAFT	RIGHT DRIVESHAFT
1.3 55/58 kW	Man.	09.79	> 12.82	> 235562		Front	 LA3027 z.22 L.594 ø28	 LA3028 ø28 L.877 z.22
	Man.	01.83	> 12.90	235563 >		Front	 LA3019 z.22 L.595 ø32	 LA3020 ø32 L.877 z.22
1.5 63 kW	Man.	09.79	> 12.92			Front	 LA3045 z.22 L.510 ø100	 LA3045 ø100 L.510 z.22
1.6 GT ie 66 kW	Man.	05.87	> 08.92			Front	 LA3012 z.22 L.465 ø100	 LA3013 ø100 L.515 z.22
1.6 HF Turbo 96 kW	Man.	06.83	> 08.92			Front	 LA3046 z.22 L.455 ø100	 LA3047 ø100 L.496 z.22
	Man.	06.83	> 08.92		teeth 44	Front	 LA3073 z.22 L.455 ø100	 LA3074 ø100 L.496 z.22
1.9 TD 59 kW	Man.	02.87	> 12.89			Front	 LA3014 z.22 L.465 ø100	 LA3043 ø100 L.455 z.22

# LANCIA

## DELTA I (831AB0)



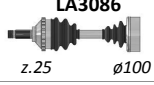
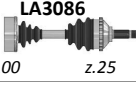



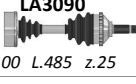

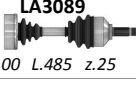
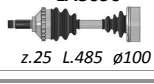
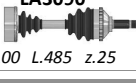

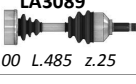
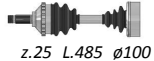
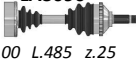
MODEL	GEARBOX	FROM	TO	CHASSIS	ABS	F/R	LEFT DRIVESHAFT	RIGHT DRIVESHAFT
2.0 HF 4X4 130/133 kW	Man.	12.86	> 12.92			Front	 LA3085 z.25 ø100	 LA3085 ø100 z.25
	Man.	12.86	> 12.92		teeth 44	Front	 LA3086 z.25 ø100	 LA3086 ø100 z.25
2.0 HF Evo Integrale 155 kW	Man.	06.93	> 09.94		teeth 44	Front	 LA3187 z.25 ø100	 LA3187 ø100 z.25

## DELTA II (836)

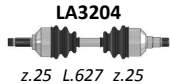
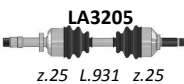

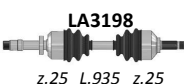


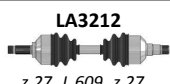

MODEL	GEARBOX	FROM	TO	CHASSIS	ABS	F/R	LEFT DRIVESHAFT	RIGHT DRIVESHAFT
1.4 ie 51 kW	Man.	10.94	> 08.99			Front	 LA3075 z.22 L.570 ø32	 LA3076 ø32 L.933 z.22
	Man.	10.94	> 08.99		teeth 44	Front	 LA3077 z.22 L.570 ø32	 LA3078 ø32 L.933 z.22
1.6 16V 76 kW	Man.	01.97	>			Front	 LA3016 z.22 L.587 ø32	 LA3017 ø32 L.921 z.22
	Man.	01.97	>		teeth 44	Front	 LA3060 z.22 L.587 ø32	 LA3061 ø32 L.921 z.22
1.6 8V 55 kW	Man.	06.93	> 12.95			Front	 LA3075 z.22 L.570 ø32	 LA3076 ø32 L.933 z.22
	Man.	06.93	> 12.95		teeth 44	Front	 LA3077 z.22 L.570 ø32	 LA3078 ø32 L.933 z.22
	Man.	01.96	> 12.96			Front	 LA3113 z.22 ø32	 LA3113 ø32 z.22
	Man.	01.96	> 12.96		teeth 44	Front	 LA3115 z.22 ø32	 LA3115 ø32 z.22
1.6 ie 66 kW	Man.	03.96	> 08.99			Front	 LA3085 z.25 ø100	 LA3085 ø100 z.25
	Man.	03.96	> 08.99		teeth 44	Front	 LA3086 z.25 ø100	 LA3086 ø100 z.25
1.8 16V 84 kW	Man.	03.96	>			Front	 LA3087 z.25 L.468 ø100	 LA3087 ø100 L.468 z.25
	Man.	03.96	>		teeth 44	Front	 LA3088 z.25 L.468 ø100	 LA3088 ø100 L.468 z.25
1.8 16V 97 kW	Man.	03.96	>			Front	 LA3089 z.25 L.485 ø100	 LA3089 ø100 L.485 z.25
	Man.	03.96	>		teeth 44	Front	 LA3090 z.25 L.485 ø100	 LA3090 ø100 L.485 z.25

# LANCIA


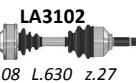

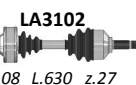
## DELTA II (836)

MODEL	GEARBOX	FROM	TO	CHASSIS	ABS	F/R	LEFT DRIVESHAFT	RIGHT DRIVESHAFT
1.8 ie 66/76 kW	Man.	06.96	>			Front	 LA3085 z.25 ø100	 LA3085 ø100 z.25
	Man.	06.96	>		teeth 44	Front	 LA3086 z.25 ø100	 LA3086 ø100 z.25
1.9 TD 66 kW	Man.	10.94	>			Front	 LA3089 z.25 L.485 ø100	 LA3089 ø100 L.485 z.25
	Man.	10.94	>		teeth 44	Front	 LA3090 z.25 L.485 ø100	 LA3090 ø100 L.485 z.25
2.0 16V 102 kW	Man.	06.93	>			Front	 LA3089 z.25 L.485 ø100	 LA3089 ø100 L.485 z.25
	Man.	06.93	>		teeth 44	Front	 LA3090 z.25 L.485 ø100	 LA3090 ø100 L.485 z.25
2.0 16V T. 137 kW	Man.	06.93	> 08.99			Front	 LA3089 z.25 L.485 ø100	 LA3089 ø100 L.485 z.25
	Man.	06.93	> 08.99		teeth 44	Front	 LA3090 z.25 L.485 ø100	 LA3090 ø100 L.485 z.25



## DELTA III (844)

MODEL	GEARBOX	FROM	TO	CHASSIS	ABS	F/R	LEFT DRIVESHAFT	RIGHT DRIVESHAFT
1.4 T-Jet 88/110 kW	Man.	09.08	>			Front	 LA3204 z.25 L.627 z.25	 LA3205 z.25 L.931 z.25
1.6 Mjt 84/88 kW	Man.	09.08	>			Front	 LA3197 z.25 L.632 z.25	 LA3198 z.25 L.935 z.25
1.6 Mjt Selespeed 84/88 kW	Aut.	09.08	>			Front	 LA3206 z.25 L.607 z.25	 LA3207 z.25 L.943 z.25
2.0 Mjt 120/121 kW	Man.	09.08	>			Front	 LA3212 z.27 L.609 z.27	 LA3213 z.27 L.955 z.27

## GAMMA

MODEL	GEARBOX	FROM	TO	CHASSIS	ABS	F/R	LEFT DRIVESHAFT	RIGHT DRIVESHAFT
2000	Man.	01.76	>			Front	 LA3102 z.27 L.630 ø108	 LA3102 ø108 L.630 z.27
2500 ie 103 kW	Man.	01.76	>			Front	 LA3102 z.27 L.630 ø108	 LA3102 ø108 L.630 z.27

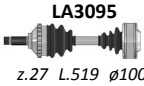
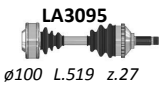

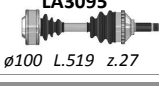
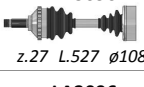
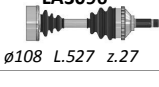
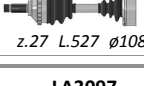



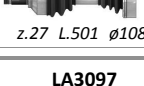

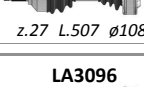


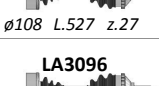
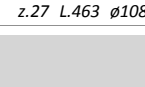
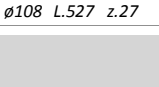
## KAPPA (838/838A/838B)

MODEL	GEARBOX	FROM	TO	CHASSIS	ABS	F/R	LEFT DRIVESHAFT	RIGHT DRIVESHAFT
2.0 16V Turbo 151 kW	Man.	02.95	> 10.01		teeth 44	Front	 LA3096 z.27 L.527 ø108	 LA3096 ø108 L.527 z.27

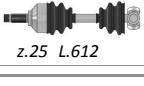

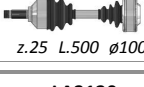
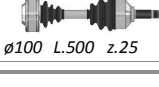

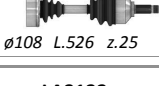


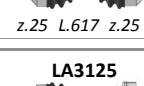
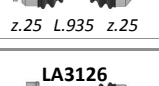



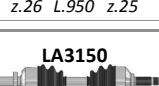
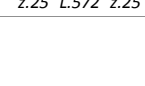



# LANCIA

## KAPPA (838/838A/838B)




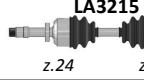




MODEL	GEARBOX	FROM	TO	CHASSIS	ABS	F/R	LEFT DRIVESHAFT	RIGHT DRIVESHAFT
2.0 20V 107/114 kW	Man.	10.94	>		teeth 44	Front	 LA3095 z.27 L.519 ø100	 LA3095 ø100 L.519 z.27
	Aut.	10.94	>		teeth 44	Front	 LA3095 z.27 L.519 ø100	 LA3095 ø100 L.519 z.27
2.0 20V T. 162 kW	Man.	06.98	>		teeth 44	Front	 LA3096 z.27 L.527 ø108	 LA3096 ø108 L.527 z.27
	Aut.	06.98	>		teeth 44	Front	 LA3096 z.27 L.527 ø108	 LA3096 ø108 L.527 z.27
2.4 20V 129 kW	Man.	08.94	>		teeth 44	Front	 LA3097 z.27 L.507 ø108	 LA3097 ø108 L.507 z.27
2.4 JTD 100 kW	Man.	06.98	> 10.01			Front	 LA3163 z.27 L.501 ø108	 LA3163 ø108 L.501 z.27
2.4 TD 91 kW	Man.	08.94	>		teeth 44	Front	 LA3097 z.27 L.507 ø108	 LA3097 ø108 L.507 z.27
3.0 24V 150 kW	Man.	10.94	>		teeth 44	Front	 LA3096 z.27 L.527 ø108	 LA3096 ø108 L.527 z.27
	Aut.	10.94	>		teeth 44	Front	 LA3111 z.27 L.463 ø108	 LA3096 ø108 L.527 z.27

## LYBRA (839AX/BX)




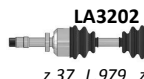
MODEL	GEARBOX	FROM	TO	CHASSIS	ABS	F/R	LEFT DRIVESHAFT	RIGHT DRIVESHAFT
1.6 16V 76 kW	Man.	07.99	>			Front	 LA3117 z.25 L.612	 LA3118 L.948 z.25
1.8 16V 96 kW	Man.	07.99	>			Front	 LA3119 z.25 L.500 ø100	 LA3119 ø100 L.500 z.25
1.9 JTD 77/81 kW	Man.	07.99	> 05.01			Front	 LA3120 z.25 L.511 ø108	 LA3122 ø108 L.526 z.25
1.9 JTD 85 kW	Man.	05.01	>	> 0137877		Front	 LA3120 z.25 L.511 ø108	 LA3122 ø108 L.526 z.25
	Man.	05.01	>	0137878 >		Front	 LA3183 z.25 L.617 z.25	 LA3184 z.25 L.935 z.25
2.0 20V 113 kW	Man.	07.99	>			Front	 LA3125	 LA3126
	Aut.	07.99	>			Front	 LA3123 z.25 L.592 z.26	 LA3124 z.26 L.950 z.25
2.4 JTD 99/103/110 kW	Man.-Aut.	07.99	>			Front	 LA3112 z.25 L.572 z.25	 LA3150 z.25 L.980 z.25

# LANCIA








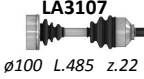




## MUSA (350)

MODEL	GEARBOX	FROM	TO	CHASSIS	ABS	F/R	LEFT DRIVESHAFT	RIGHT DRIVESHAFT
1.3 M-Jet 51 kW	Man.	10.04	> 07.06			Front	 z.25 L.501 ø100	 ø100 L.521 z.25
	note: Delphi							
1.3 M-Jet 66/70 kW	Man.	08.06	>			Front	 z.25 z.24	 z.24 z.25
	note: GKN							
1.4 57/70 kW	Man.	10.04	>			Front	 z.22 L.636 z.22	 z.22 L.864 z.22
1.9 M-Jet 74 kW	Man.	10.04	>			Front	 z.25 L.608 z.34	 z.34 L.874 z.25







## PHEDRA (197)

MODEL	GEARBOX	FROM	TO	CHASSIS	ABS	F/R	LEFT DRIVESHAFT	RIGHT DRIVESHAFT
2.0 JTD 100 kW	Man.	07.06	>			Front	 z.27 z.37	 z.37 L.971 z.27
2.2 JTD 94 kW	Man.	09.02	>			Front	 z.27 L.632 z.37	 z.37 L.979 z.27

## PRISMA (831AB0)





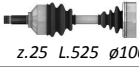

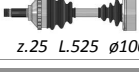
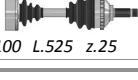

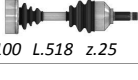
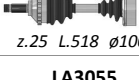



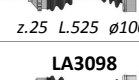

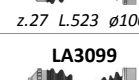

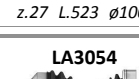



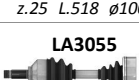





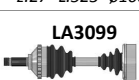







MODEL	GEARBOX	FROM	TO	CHASSIS	ABS	F/R	LEFT DRIVESHAFT	RIGHT DRIVESHAFT
1.3 58 kW	Man.	12.82	> 01.89			Front	 z.22 L.595 ø32	 ø32 L.877 z.22
1.5 55/63 kW	Man.	12.82	> 01.89			Front	 z.22 L.595 ø32	 ø32 L.877 z.22
1.6 73/77 kW	Man.	07.83	> 02.92			Front	 z.22 L.465 ø100	 ø100 L.515 z.22
1.6 ie 80 kW	Man.	07.86	> 12.89			Front	 z.22 L.485 ø100	 ø100 L.485 z.22
1.9 D 48 kW	Man.	06.84	> 01.89			Front	 z.22 L.465 ø100	 ø100 L.455 z.22
1.9 TD 59 kW	Man.	05.85	> 01.89			Front	 z.22 L.465 ø100	 ø100 L.455 z.22

## THEMA (834)

MODEL	GEARBOX	FROM	TO	CHASSIS	ABS	F/R	LEFT DRIVESHAFT	RIGHT DRIVESHAFT
2.0 16V 112 kW	Man.	08.92	> 12.92		teeth 44	Front	 z.25 L.525 ø100	 ø100 L.525 z.25
	Man.	01.93	>			Front	 z.27 L.523 ø100	 ø100 L.523 z.27
	Man.	01.93	>		teeth 44	Front	 z.27 L.523 ø100	 ø100 L.523 z.27




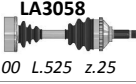

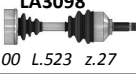
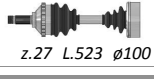
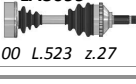

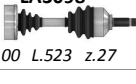


# LANCIA

## THEMA (834)

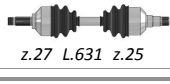
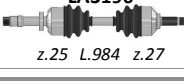
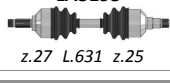

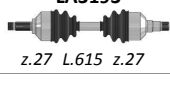
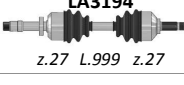
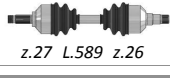
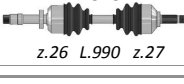

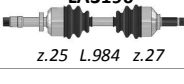



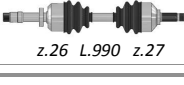


MODEL	GEARBOX	FROM	TO	CHASSIS	ABS	F/R	LEFT DRIVESHAFT	RIGHT DRIVESHAFT
2.0 16V 85 kW	Man.	11.84	> 06.87			Front	 LA3054 z.25 L.518 ø100	 LA3054 ø100 L.518 z.25
	Man.	11.84	> 06.87		teeth 90	Front	 LA3057 z.25 L.518 ø100	 LA3057 ø100 L.518 z.25
	Man.	07.87	> 05.92			Front	 LA3055 z.25 L.525 ø100	 LA3055 ø100 L.525 z.25
	Man.	07.87	> 05.92		teeth 90	Front	 LA3058 z.25 L.525 ø100	 LA3058 ø100 L.525 z.25
2.0 Turbo 148 kW	Man.	11.84	> 06.87			Front	 LA3054 z.25 L.518 ø100	 LA3054 ø100 L.518 z.25
	Man.	11.84	> 06.87		teeth 90	Front	 LA3057 z.25 L.518 ø100	 LA3057 ø100 L.518 z.25
	Man.	07.87	> 05.92			Front	 LA3055 z.25 L.525 ø100	 LA3055 ø100 L.525 z.25
	Man.	07.87	> 05.92		teeth 90	Front	 LA3058 z.25 L.525 ø100	 LA3058 ø100 L.525 z.25
	Man.	06.92	>			Front	 LA3098 z.27 L.523 ø100	 LA3098 ø100 L.523 z.27
	Man.	06.92	>		teeth 44	Front	 LA3099 z.27 L.523 ø100	 LA3099 ø100 L.523 z.27
2.5 TD 74 kW	Man.	11.84	> 06.87			Front	 LA3054 z.25 L.518 ø100	 LA3054 ø100 L.518 z.25
	Man.	11.84	> 06.87		teeth 90	Front	 LA3057 z.25 L.518 ø100	 LA3057 ø100 L.518 z.25
	Man.	07.87	> 05.92			Front	 LA3055 z.25 L.525 ø100	 LA3055 ø100 L.525 z.25
	Man.	07.87	> 05.92		teeth 90	Front	 LA3058 z.25 L.525 ø100	 LA3058 ø100 L.525 z.25
2.5 TD 85 kW	Man.	06.92	>			Front	 LA3098 z.27 L.523 ø100	 LA3098 ø100 L.523 z.27
	Man.	06.92	>		teeth 44	Front	 LA3099 z.27 L.523 ø100	 LA3099 ø100 L.523 z.27
2.8 V6 108/110 kW	Man.	11.84	> 06.87			Front	 LA3054 z.25 L.518 ø100	 LA3054 ø100 L.518 z.25
	Man.	11.84	> 06.87		teeth 90	Front	 LA3057 z.25 L.518 ø100	 LA3057 ø100 L.518 z.25

# LANCIA

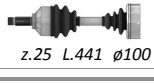
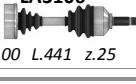


## THEMA (834)

MODEL	GEARBOX	FROM	TO	CHASSIS	ABS	F/R	LEFT DRIVESHAFT	RIGHT DRIVESHAFT
2.8 V6 108 kW	Man.	07.87	> 05.92			Front	 LA3055 z.25 L.525 ø100	 LA3055 ø100 L.525 z.25
	Man.	07.87	> 05.92		teeth 90	Front	 LA3058 z.25 L.525 ø100	 LA3058 ø100 L.525 z.25
	Man.	06.92	>			Front	 LA3098 z.27 L.523 ø100	 LA3098 ø100 L.523 z.27
	Man.	06.92	>		teeth 44	Front	 LA3099 z.27 L.523 ø100	 LA3099 ø100 L.523 z.27
3.0 V6 126 kW	Man.	06.92	>			Front	 LA3098 z.27 L.523 ø100	 LA3098 ø100 L.523 z.27
	Man.	06.92	>		teeth 44	Front	 LA3099 z.27 L.523 ø100	 LA3099 ø100 L.523 z.27

## THESES (841AX\_)





















MODEL	GEARBOX	FROM	TO	CHASSIS	ABS	F/R	LEFT DRIVESHAFT	RIGHT DRIVESHAFT
2.0 T 136 kW	Man.	07.02	>			Front	 LA3195 z.27 L.631 z.25	 LA3196 z.25 L.984 z.27
2.4 JTD 110 kW	Man.	07.02	>			Front	 LA3195 z.27 L.631 z.25	 LA3196 z.25 L.984 z.27
2.4 JTD 129/136 kW	Man.	05.03	>			Front	 LA3193 z.27 L.615 z.27	 LA3194 z.27 L.999 z.27
	Aut.	05.03	>			Front	 LA3191 z.27 L.589 z.26	 LA3192 z.26 L.990 z.27
2.4 V6 125 kW	Man.	07.02	>			Front	 LA3195 z.27 L.631 z.25	 LA3196 z.25 L.984 z.27
	Aut.	07.02	>			Front	 LA3191 z.27 L.589 z.26	 LA3192 z.26 L.990 z.27
3.0 V6 158 kW	Man.	07.02	>			Front	 LA3191 z.27 L.589 z.26	 LA3192 z.26 L.990 z.27
3.2 V6 169 kW	Man.	05.03	>			Front	 LA3191 z.27 L.589 z.26	 LA3192 z.26 L.990 z.27

## TREVI (828DB)

MODEL	GEARBOX	FROM	TO	CHASSIS	ABS	F/R	LEFT DRIVESHAFT	RIGHT DRIVESHAFT
1.6 74 kW	Man.	01.80	> 12.84			Front	 LA3106 z.25 L.441 ø100	 LA3106 ø100 L.441 z.25
2.0 90/99 kW	Man.	01.80	> 12.84			Front	 LA3106 z.25 L.441 ø100	 LA3106 ø100 L.441 z.25





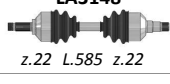
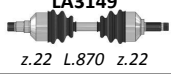
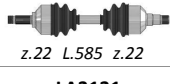
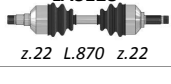






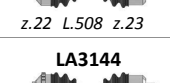
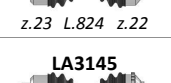


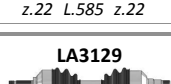

# LANCIA



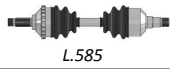
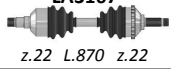


## Y (840A)

MODEL	GEARBOX	FROM	TO	CHASSIS	ABS	F/R	LEFT DRIVESHAFT	RIGHT DRIVESHAFT
1.1 40 kW	Man.	03.96	>	> 3336902		Front	 LA3127 z.22 L.585 z.22	 LA3128 z.22 L.870 z.22
	Man.	03.96	>	> 3336902	teeth 44	Front	 LA3131 z.22 L.585 z.22	 LA3132 z.22 L.870 z.22
	Man.	03.96	>	3336903 >	Active Sensor ABS	Front	 LA3138 z.22 L.585 z.22	 LA3139 z.22 L.870 z.22
1.2 16V 55 kW	Man. 6 Sp.	03.96	>	> 3336902		Front	 LA3129 L.585	 LA3130 L.870
	Man. 6 Sp.	03.96	>	> 3336902	teeth 44	Front	 LA3134 L.585	 LA3135 L.870
	Man. 6 Sp.	03.96	>	3336903 >	Active Sensor ABS	Front	 LA3148 z.22 L.585 z.22	 LA3149 z.22 L.870 z.22
1.2 16V 59 kW	Man.	03.96	>	> 3336902		Front	 LA3129 L.585	 LA3169 z.22 L.870 z.22
	Man.	03.96	>	> 3336902	teeth 44	Front	 LA3134 L.585	 LA3170 z.22 L.870 z.22
	Man.	03.96	>	3336903 > 3395977	Active Sensor ABS	Front	 LA3171 z.22 L.585 z.22	 LA3172 z.22 L.870 z.22
	Man.	03.96	>	3395978 >	Active Sensor ABS	Front	 LA3173 z.22 L.585 z.22	 LA3174 z.22 L.870 z.22

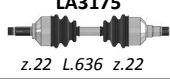

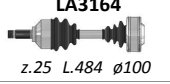
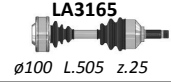

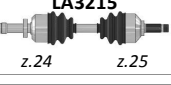


# LANCIA

## Y (840A)

MODEL	GEARBOX	FROM	TO	CHASSIS	ABS	F/R	LEFT DRIVESHAFT	RIGHT DRIVESHAFT
1.2 8V 44 kW	Man. 6 Sp.	03.96	>	> 3336902		Front	 LA3129 L.585	 LA3130 L.870
	Man. 6 Sp.	03.96	>	> 3336902	teeth 44	Front	 LA3134 L.585	 LA3135 L.870
	Man. 6 Sp.	03.96	>	3336903 >	Active Sensor ABS	Front	 LA3148 z.22 L.585 z.22	 LA3149 z.22 L.870 z.22
	Man. 5 Sp.	03.96	>	> 3336902		Front	 LA3127 z.22 L.585 z.22	 LA3128 z.22 L.870 z.22
	Man. 5 Sp.	03.96	>	> 3336902	teeth 44	Front	 LA3131 z.22 L.585 z.22	 LA3132 z.22 L.870 z.22
	Man. 5 Sp.	03.96	>	3336903 > 3559480	Active Sensor ABS	Front	 LA3138 z.22 L.585 z.22	 LA3139 z.22 L.870 z.22
	Man. 5 Sp.	03.96	>	3559481 >	Active Sensor ABS	Front	 LA3173 z.22 L.585 z.22	 LA3174 z.22 L.870 z.22
	Aut.	03.96	>	> 3336902		Front	 LA3142 z.22 L.508 z.23	 LA3143 z.23 L.824 z.22
	Aut.	03.96	>	> 3336902	teeth 44	Front	 LA3144 z.22 L.509 z.23	 LA3145 z.23 L.824 z.22
	Aut.	03.96	>	3336903 >	Active Sensor ABS	Front	 LA3148 z.22 L.585 z.22	 LA3147 z.23 L.824

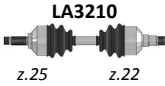
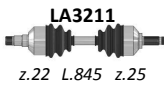
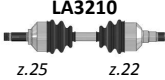

1.4 12V 55/59 kW	Man.	03.96	>	> 3336902		Front	 LA3129 L.585	 LA3166 z.22 L.870 z.22
	Man.	03.96	>	> 3336902	teeth 44	Front	 LA3134 L.585	 LA3167 z.22 L.870 z.22
	Man.	03.96	>	3336903 >	Active Sensor ABS	Front	 LA3138 z.22 L.585 z.22	 LA3168 z.22 L.870 z.22

## YPSILON II

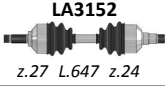
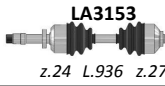

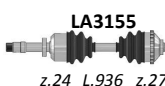
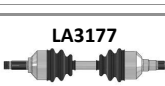




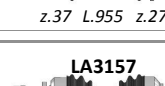
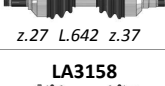


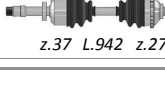


MODEL	GEARBOX	FROM	TO	CHASSIS	ABS	F/R	LEFT DRIVESHAFT	RIGHT DRIVESHAFT
1.2 44/59 kW	Man.	10.03	>			Front	 LA3175 z.22 L.636 z.22	 LA3176 z.22 L.864 z.22
	Man.	10.03	>			Front	 LA3164 z.25 L.484 ø100	 LA3165 ø100 L.505 z.25
1.3 JTD 16V 51/55 kW	Man.	10.03	>			Front	 LA3214 z.25 z.24	 LA3215 z.24 z.25
	Man.	10.03	>			Front	 LA3175 z.22 L.636 z.22	 LA3176 z.22 L.864 z.22

# LANCIA

## YPSILON III

MODEL	GEARBOX	FROM	TO	CHASSIS	ABS	F/R	LEFT DRIVESHAFT	RIGHT DRIVESHAFT
1.2 51 kW	Man.	05.11	>			Front	 LA3210 z.25 z.22	 LA3211 z.22 L.845 z.25
1.2 Bifuel 49 kW	Man.	05.11	>			Front	 LA3210 z.25 z.22	 LA3211 z.22 L.845 z.25

## ZETA (220)

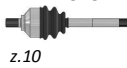

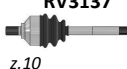

MODEL	GEARBOX	FROM	TO	CHASSIS	ABS	F/R	LEFT DRIVESHAFT	RIGHT DRIVESHAFT
2.0 89/90 kW	Man. BE3	01.94	>			Front	 LA3152 z.27 L.647 z.24	 LA3153 z.24 L.936 z.27
	Man. BE3	01.94	>		teeth 48	Front	 LA3154 z.27 L.647 z.24	 LA3155 z.24 L.936 z.27
2.0 JTD 80 kW	Man.	09.99	> 09.02			Front	 LA3177 z.27 L.632 z.37	 LA3178 z.37 L.955 z.27
	Man.	09.99	> 09.02		teeth 48	Front	 LA3181 z.27 L.632 z.37	 LA3182 z.37 L.955 z.27
2.0 Turbo 108 kW	Man. ME5K	01.94	>			Front	 LA3156 z.27 L.642 z.37	 LA3157 z.37 L.942 z.27
	Man. ME5K	01.94	>		teeth 48	Front	 LA3158 z.27 L.641 z.37	 LA3159 z.37 L.942 z.27
2.1 TD 80 kW	Man. ME5K	07.96	>			Front	 LA3156 z.27 L.642 z.37	 LA3157 z.37 L.942 z.27
	Man. ME5K	07.96	>		teeth 48	Front	 LA3158 z.27 L.641 z.37	 LA3159 z.37 L.942 z.27

# LAND ROVER





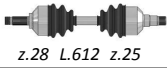

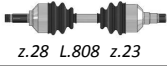







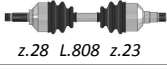
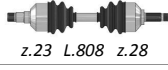




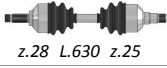



## DISCOVERY (90/110)

MODEL	GEARBOX	FROM	TO	CHASSIS	ABS	F/R	LEFT DRIVESHAFT	RIGHT DRIVESHAFT
2.5 62 kW	Man.	09.85	> 07.90			Front	RV3141 z.24	RV3142 z.24
2.5 TD 63 kW	Man.	09.86	> 07.90			Front	RV3141 z.24	RV3142 z.24
3.5 V8 100 kW	Man.	09.83	> 07.90			Front	RV3141 z.24	RV3142 z.24

## DISCOVERY I

MODEL	GEARBOX	FROM	TO	CHASSIS	ABS	F/R	LEFT DRIVESHAFT	RIGHT DRIVESHAFT
2.5 TDI 83 kW	Man.	09.89	> 06.94			Front	RV3137  z.10	RV3138  z.10
3.5 113 kW	Man.	09.89	> 06.94			Front	RV3137  z.10	RV3138  z.10

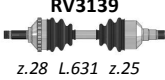
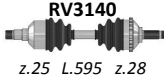
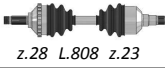

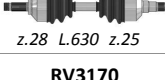



## FREELANDER I (LN)

MODEL	GEARBOX	FROM	TO	CHASSIS	ABS	F/R	LEFT DRIVESHAFT	RIGHT DRIVESHAFT
1.8i 16V 86/88 kW	Man.	02.98	> 05.06	> 1A999999	teeth 60	Front	RV3153  z.28 L.613 z.25	RV3153  z.25 L.613 z.28
	Man.	02.98	> 05.06	> 1A999999	teeth 60	Rear	RV3160  z.28 L.808 z.23	RV3160  z.23 L.808 z.28
	Man.	02.98	> 05.06	2A000001 >	Active Sensor ABS	Front	RV3163  z.28 L.612 z.25	RV3163  z.25 L.612 z.28
	Man.	02.98	> 05.06	2A000001 >	Active Sensor ABS	Rear	RV3170  z.28 L.808 z.23	RV3170  z.23 L.808 z.28
2.0 DI 72 kW	Man.	02.98	> 11.00	> 1A999999	teeth 60	Front	RV3153  z.28 L.613 z.25	RV3153  z.25 L.613 z.28
	Man.	02.98	> 11.00	> 1A999999	teeth 60	Rear	RV3160  z.28 L.808 z.23	RV3160  z.23 L.808 z.28
	Man.	02.98	> 11.00	2A000001 >	Active Sensor ABS	Front	RV3163  z.28 L.612 z.25	RV3163  z.25 L.612 z.28
	Man.	02.98	> 11.00	2A000001 >	Active Sensor ABS	Rear	RV3170  z.28 L.808 z.23	RV3170  z.23 L.808 z.28
2.0 Td4 80/82 kW	Man.	11.00	> 05.06	> 1A999999	teeth 60	Front	RV3139  z.28 L.631 z.25	RV3140  z.25 L.595 z.28
	Man.	11.00	> 05.06	> 1A999999	teeth 60	Rear	RV3160  z.28 L.808 z.23	RV3160  z.23 L.808 z.28
	Man.	11.00	> 05.06	2A000001 >	Active Sensor ABS	Front	RV3149  z.28 L.630 z.25	RV3150  z.25 L.593 z.28
	Man.	11.00	> 05.06	2A000001 >	Active Sensor ABS	Rear	RV3170  z.28 L.808 z.23	RV3170  z.23 L.808 z.28

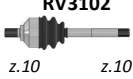
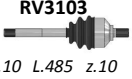
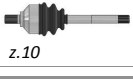
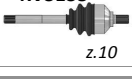

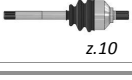
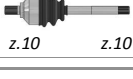
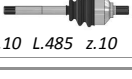




# LAND ROVER

## FREELANDER I (LN)





MODEL	GEARBOX	FROM	TO	CHASSIS	ABS	F/R	LEFT DRIVESHAFT	RIGHT DRIVESHAFT
2.5 V6 130 kW	Man.	11.00	> 05.06	> 1A999999	teeth 60	Front	 RV3139 z.28 L.631 z.25	 RV3140 z.25 L.595 z.28
	Man.	11.00	> 05.06	> 1A999999	teeth 60	Rear	 RV3160 z.28 L.808 z.23	 RV3160 z.23 L.808 z.28
	Man.	11.00	> 05.06	2A000001 >	Active Sensor ABS	Front	 RV3149 z.28 L.630 z.25	 RV3150 z.25 L.593 z.28
	Man.	11.00	> 05.06	2A000001 >	Active Sensor ABS	Rear	 RV3170 z.28 L.808 z.23	 RV3170 z.23 L.808 z.28

## RANGE ROVER I

MODEL	GEARBOX	FROM	TO	CHASSIS	ABS	F/R	LEFT DRIVESHAFT	RIGHT DRIVESHAFT
2.4 D 78 kW	Man.	04.86	> 01.87			Front	 RV3102 z.10 z.10	 RV3103 z.10 L.485 z.10
	Man.	02.87	> 12.90			Front	 RV3137 z.10	 RV3138 z.10
3.5 107 kW	Man.	01.87	> 04.90			Front	 RV3137 z.10	 RV3138 z.10
3.5 93/120 kW	Man.	08.81	> 01.87			Front	 RV3102 z.10 z.10	 RV3103 z.10 L.485 z.10
3.9 127 kW	Man.	03.88	> 07.94			Front	 RV3137 z.10	 RV3138 z.10

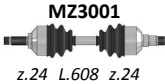
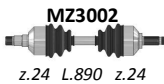
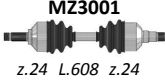

# MARUTI

## UDYOG

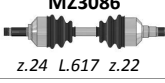
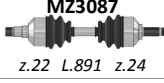
MODEL	GEARBOX	FROM	TO	CHASSIS	ABS	F/R	LEFT DRIVESHAFT	RIGHT DRIVESHAFT
0.8 26 kW	Man.	01.91	>			Front	 MR3001 z.23 L.529 z.22	 MR3002 z.22 L.685 z.23
1.1 46 kW	Man.	06.02	>			Front	 MR3003 z.23 L.566 z.22	 MR3004 z.22 L.800 z.23

# MAZDA



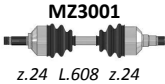
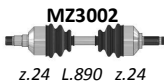


## 121 I (DA)

MODEL	GEARBOX	FROM	TO	CHASSIS	ABS	F/R	LEFT DRIVESHAFT	RIGHT DRIVESHAFT
1.1 40 kW	Man.	03.88	> 12.90			Front	 z.24 L.608 z.24	 z.24 L.890 z.24
1.3 40/44 kW	Man.	03.88	> 12.90			Front	 z.24 L.608 z.24	 z.24 L.890 z.24

## 121 II (DB)

MODEL	GEARBOX	FROM	TO	CHASSIS	ABS	F/R	LEFT DRIVESHAFT	RIGHT DRIVESHAFT
1.3 40/53 kW	Aut.	01.90	> 03.96			Front	<b>MZ3132</b>	<b>MZ3133</b>
1.3 16V 40 kW	Man.	01.91	> 05.96			Front	 z.24 L.617 z.22	 z.22 L.891 z.24
1.3 16V 53 kW	Man.	01.90	> 03.96			Front	<b>MZ3108</b>	<b>MZ3109</b>



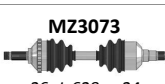

## 323 II (BD)

MODEL	GEARBOX	FROM	TO	CHASSIS	ABS	F/R	LEFT DRIVESHAFT	RIGHT DRIVESHAFT
1.1 40 kW	Man.	01.81	>			Front	 z.24 L.608 z.24	 z.24 L.890 z.24
1.3 44 kW	Man.	01.81	> 08.85			Front	 z.24 L.608 z.24	 z.24 L.890 z.24
1.5 55/65 kW	Man.	12.80	> 08.85			Front	 z.24 L.608 z.24	 z.24 L.890 z.24

## 323 III (BF/BN/EG/BW)





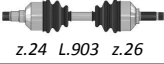


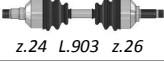







MODEL	GEARBOX	FROM	TO	CHASSIS	ABS	F/R	LEFT DRIVESHAFT	RIGHT DRIVESHAFT
1.3 44 kW	Man.	09.85	> 07.87			Front	<b>MZ3090</b> z.24	<b>MZ3091</b> z.24
1.4 44 kW	Man.	04.86	> 07.87			Front	<b>MZ3090</b> z.24	<b>MZ3091</b> z.24
1.5 55/65 kW	Man.	04.86	> 04.90			Front	<b>MZ3003</b> z.24 L.628 z.24	<b>MZ3004</b> z.24 L.887 z.24
1.5 Turbo 85 kW	Man.	08.85	> 05.89			Front	<b>MZ3110</b>	<b>MZ3111</b>
1.7 D 41 kW	Man.	08.86	> 04.90			Front	<b>MZ3003</b> z.24 L.628 z.24	<b>MZ3004</b> z.24 L.887 z.24

## 323 IV (BG)









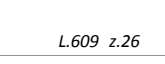



MODEL	GEARBOX	FROM	TO	CHASSIS	ABS	F/R	LEFT DRIVESHAFT	RIGHT DRIVESHAFT
1.3 16V 54 kW	Man.	11.89	> 10.94			Front	 z.26 L.628 z.24	 z.24 L.903 z.26
	Man.	11.89	> 10.94		teeth 44	Front	 z.26 L.628 z.24	 z.24 L.903 z.26

# MAZDA

## 323 IV (BG)





MODEL	GEARBOX	FROM	TO	CHASSIS	ABS	F/R	LEFT DRIVESHAFT	RIGHT DRIVESHAFT
1.3 i 49 kW	Man.	11.89	> 10.94			Front	 z.24	
	Man.	11.89	> 10.94		teeth 44	Front	 z.26 L.628 z.24	
1.5 54/55 kW	Man.	11.89	> 10.94			Front	 z.26 L.628 z.24	 z.24 L.903 z.26
	Man.	11.89	> 10.94		teeth 44	Front	 z.26 L.628 z.24	 z.24 L.903 z.26
1.6 62/65 kW	Man.	11.89	> 10.94			Front	 z.26 L.628 z.24	 z.24 L.903 z.26
	Man.	11.89	> 10.94		teeth 44	Front	 z.26 L.628 z.24	 z.24 L.903 z.26
1.7 D 41 kW	Man.	11.89	> 10.94			Front	 z.24	
	Man.	11.89	> 10.94		teeth 44	Front	 z.26 L.628 z.24	
1.8 76 kW	Man.	08.89	> 07.94			Front	 L.608	 L.620
	Man.	08.89	> 07.94		teeth 44	Front	 L.608	 L.620
1.8 GT 94 kW	Man.	08.89	> 07.94			Front	 L.608	 L.620
	Man.	08.89	> 07.94		teeth 44	Front	 L.608	 L.620

## 323 V (BA)

MODEL	GEARBOX	FROM	TO	CHASSIS	ABS	F/R	LEFT DRIVESHAFT	RIGHT DRIVESHAFT
1.3 16V 54 kW	Man.	10.94	> 09.98			Front	 z.26 L.637 z.24	 z.28 L.579 z.26
	Man.	10.94	> 09.98		teeth 44	Front	 z.26 L.640 z.24	 z.28 L.580 z.26
1.5 16V 65 kW	Man.	10.94	> 09.98			Front	 z.26 L.637 z.24	 z.28 L.579 z.26
	Man.	10.94	> 09.98		teeth 44	Front	 z.26 L.640 z.24	 z.28 L.580 z.26
1.8 16V 84 kW	Man.	10.94	> 09.98			Front	 L.609 z.26	 z.26 L.623
	Man.	10.94	> 09.98		teeth 44	Front	 L.609 z.26	 z.26 L.623

# MAZDA











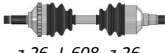





## 626 II (CAPELLA) (GC)

MODEL	GEARBOX	FROM	TO	CHASSIS	ABS	F/R	LEFT DRIVESHAFT	RIGHT DRIVESHAFT
1.6 55/59 kW	Man.	10.82	> 06.87			Front	MZ3015  L.604	MZ3016  L.550
1.8 65 kW	Man.	10.82	> 06.87			Front	MZ3015  L.604	MZ3016  L.550
2.0 68/88 kW	Man.	10.82	> 06.87			Front	MZ3094  z.26	MZ3095  z.26
2.0 D 46 kW	Man.	01.83	> 06.87			Front	MZ3094  z.26	MZ3095  z.26

## 626 III (CAPELLA) (GD)

MODEL	GEARBOX	FROM	TO	CHASSIS	ABS	F/R	LEFT DRIVESHAFT	RIGHT DRIVESHAFT
2.0 66 kW	Man.	09.87	> 10.90			Front	MZ3096  z.26	MZ3097  z.26 L.558 z.26
	Man.	09.87	> 10.90		teeth 90	Front	MZ3098  z.26 L.608 z.26	MZ3099  z.26 L.558

## 626 III (CAPELLA) (GD/GV)


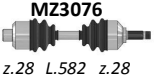



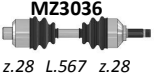

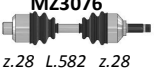


MODEL	GEARBOX	FROM	TO	CHASSIS	ABS	F/R	LEFT DRIVESHAFT	RIGHT DRIVESHAFT
1.6 65 kW	Man.	10.87	> 12.91			Front	MZ3019  z.26 L.608 z.26	MZ3020  L.553 z.26
	Man.	10.87	> 12.91		teeth 90	Front	MZ3021  z.26 L.608 z.26	MZ3022  L.553 z.26
1.6	Aut.	09.87	> 05.92			Front	MZ3023  z.26 L.605 z.26	MZ3024  z.26 L.550 z.26
	Aut.	09.87	> 05.92		teeth 44	Front	MZ3146  z.26 L.605 z.26	MZ3147  z.26 L.550 z.26
1.8 65 kW	Man.	10.87	> 12.91			Front	MZ3019  z.26 L.608 z.26	MZ3020  L.553 z.26
	Man.	10.87	> 12.91		teeth 90	Front	MZ3021  z.26 L.608 z.26	MZ3022  L.553 z.26
	Aut.	09.87	> 05.92			Front	MZ3023  z.26 L.605 z.26	MZ3024  z.26 L.550 z.26
	Aut.	09.87	> 05.92		teeth 44	Front	MZ3146  z.26 L.605 z.26	MZ3147  z.26 L.550 z.26
2.0 12V 79 kW	Man.	06.87	> 05.92			Front	MZ3116  z.26 L.605 z.26	MZ3117  z.26 L.550 z.26
	Man.	06.87	> 05.92		teeth 44	Front	MZ3118  z.26 L.605 z.26	MZ3119  z.26 L.550 z.26

# MAZDA





## 626 III (CAPELLA) (GD/GV)

MODEL	GEARBOX	FROM	TO	CHASSIS	ABS	F/R	LEFT DRIVESHAFT	RIGHT DRIVESHAFT
2.0 16V 103/109 kW	Man.	06.87	> 05.92			Front	MZ3116	MZ3117
	Man.	06.87	> 05.92		teeth 44	Front	MZ3118	MZ3119
2.0 D 44 kW	Man.	07.87	> 07.91			Front	MZ3116	MZ3117
	Man.	07.87	> 07.91		teeth 44	Front	MZ3118	MZ3119
2.2 12V 85 kW	Man.	11.87	> 04.92			Front	MZ3116	MZ3117
	Man.	11.87	> 04.92		teeth 44	Front	MZ3118	MZ3119

## 626 IV (CBA)

MODEL	GEARBOX	FROM	TO	CHASSIS	ABS	F/R	LEFT DRIVESHAFT	RIGHT DRIVESHAFT
1.8 66/77 kW	Man.	08.91	> 04.97			Front	 z.28 L.628 z.28	 z.28 L.582 z.28
	Man.	08.91	> 04.97		teeth 44	Front	 z.28 L.628 z.28	 z.28 L.582 z.28
2.0 D Complex 55 kW	Man.	10.92	> 04.97			Front	 z.28 L.608 z.28	 z.28 L.567 z.28
2.0 i 85 kW	Man.	04.90	> 04.97			Front	 z.28 L.628 z.28	 z.28 L.582 z.28
	Man.	04.90	> 04.97		teeth 44	Front	 z.28 L.628 z.28	 z.28 L.582 z.28
2.5 24V 120 kW	Man.	01.92	> 04.97			Front	MZ3045 L.630	MZ3046 z.28 L.586
	Man.	01.92	> 04.97		teeth 44	Front	MZ3047 L.630	MZ3048 z.28 L.586

## 626 IV (GE)

MODEL	GEARBOX	FROM	TO	CHASSIS	ABS	F/R	LEFT DRIVESHAFT	RIGHT DRIVESHAFT
1.8 66/77 kW	Man.	02.91	>			Front	MZ3120	MZ3121
1.8 77 kW	Aut.	01.92	> 04.97			Front	 L.688	 L.569
	Aut.	01.92	> 04.97		teeth 44	Front	 L.688	 L.569

# MAZDA

## 929 III (HC)

MODEL	GEARBOX	FROM	TO	CHASSIS	ABS	F/R	LEFT DRIVESHAFT	RIGHT DRIVESHAFT
3.0 125 kW	Man.	01.88	> 12.91			Front	<b>MZ3079</b> z.26 L.644 ø114	<b>MZ3079</b> ø114 L.644 z.26

## DEMIO (DW)

MODEL	GEARBOX	FROM	TO	CHASSIS	ABS	F/R	LEFT DRIVESHAFT	RIGHT DRIVESHAFT
1.3 46 kW	Man.	03.98	>			Front	<b>MZ3166</b> L.613	<b>MZ3170</b> L.881

## MX3 (EC13)

MODEL	GEARBOX	FROM	TO	CHASSIS	ABS	F/R	LEFT DRIVESHAFT	RIGHT DRIVESHAFT
1.5 16V	Man.	09.91	>			Front	<b>MZ3122</b> z.26 L.624 z.28	<b>MZ3123</b> z.28 L.596 z.26
	Man.	09.91	>		teeth 44	Front	<b>MZ3084</b> z.26 L.619 z.28	<b>MZ3085</b> z.28 L.596 z.26

1.6 i 65 kW	Man.	07.91	> 12.93			Front	<b>MZ3122</b> z.26 L.624 z.28	<b>MZ3123</b> z.28 L.596 z.26
	Man.	07.91	> 12.93		teeth 44	Front	<b>MZ3084</b> z.26 L.619 z.28	<b>MZ3085</b> z.28 L.596 z.26

1.6 i 79 kW	Man.	01.94	>			Front	<b>MZ3122</b> z.26 L.624 z.28	<b>MZ3123</b> z.28 L.596 z.26
	Man.	01.94	>		teeth 44	Front	<b>MZ3084</b> z.26 L.619 z.28	<b>MZ3085</b> z.28 L.596 z.26

1.6 i DOHC 65 kW	Man.	07.91	>			Front	<b>MZ3144</b> L.634	<b>MZ3145</b> L.916
	Man.	07.91	>		teeth 44	Front	<b>MZ3142</b> L.634	<b>MZ3143</b> L.916

1.8 i 24V 98 kW	Man.	01.92	> 12.94			Front	<b>MZ3122</b> z.26 L.624 z.28	<b>MZ3123</b> z.28 L.596 z.26
	Man.	01.92	> 12.94		teeth 44	Front	<b>MZ3084</b> z.26 L.619 z.28	<b>MZ3085</b> z.28 L.596 z.26

## MX6 (FS)

















MODEL	GEARBOX	FROM	TO	CHASSIS	ABS	F/R	LEFT DRIVESHAFT	RIGHT DRIVESHAFT
1.8 77 kW	Man.	11.91	>		teeth 44	Front	<b>MZ3102</b>	<b>MZ3103</b>
2.0 85 kW	Man.	11.87	> 07.91			Front	<b>MZ3124</b>	<b>MZ3125</b>
	Man.	11.87	> 07.91		teeth 44	Front	<b>MZ3126</b>	<b>MZ3127</b>

# MAZDA



## MX6 (FS)

MODEL	GEARBOX	FROM	TO	CHASSIS	ABS	F/R	LEFT DRIVESHAFT	RIGHT DRIVESHAFT
2.2	Man.	11.87	> 07.91			Front	MZ3124	MZ3125
	Man.	11.87	> 07.91		teeth 44	Front	MZ3126	MZ3127

## MX6 (GD)

MODEL	GEARBOX	FROM	TO	CHASSIS	ABS	F/R	LEFT DRIVESHAFT	RIGHT DRIVESHAFT
1.6 65 kW	Man.	09.88	>			Front	 z.26 L.605 z.26	 z.26 L.550 z.26
	Man.	09.88	>		teeth 44	Front	 z.26 L.605 z.26	 z.26 L.550 z.26
	Aut.	09.88	>			Front	 z.26 L.605 z.26	 z.26 L.550 z.26
	Aut.	09.88	>		teeth 44	Front	 z.26 L.605 z.26	 z.26 L.550 z.26
1.8 65 kW	Man.	09.88	>			Front	 z.26 L.605 z.26	 z.26 L.550 z.26
	Man.	09.88	>		teeth 44	Front	 z.26 L.605 z.26	 z.26 L.550 z.26
	Aut.	09.88	>			Front	 z.26 L.605 z.26	 z.26 L.550 z.26
	Aut.	09.88	>		teeth 44	Front	 z.26 L.605 z.26	 z.26 L.550 z.26
2.5 24V 121 kW	Man.	02.92	>			Front	MZ3128	MZ3129
	Man.	02.92	>		teeth 44	Front	MZ3130	MZ3131

## MX6 (GE)

MODEL	GEARBOX	FROM	TO	CHASSIS	ABS	F/R	LEFT DRIVESHAFT	RIGHT DRIVESHAFT
2.0 85 kW	Man.	02.92	> 01.97			Front	 L.636	MZ3155
	Man.	02.92	> 01.97		teeth 44	Front	 L.636	MZ3157

## PREMACY (CP)

MODEL	GEARBOX	FROM	TO	CHASSIS	ABS	F/R	LEFT DRIVESHAFT	RIGHT DRIVESHAFT
1.9 74 kW	Man.	07.99	>			Front	MZ3158	MZ3159
1.9 84 kW	Man.	07.99	>			Front	MZ3158	MZ3159



# MAZDA

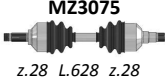
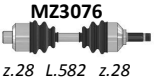

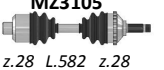
## PREMACY (CP)

MODEL	GEARBOX	FROM	TO	CHASSIS	ABS	F/R	LEFT DRIVESHAFT	RIGHT DRIVESHAFT
2.0 TD 66 kW	Man.	10.99	> 07.00			Front	MZ3160	MZ3161
2.0 TD 74 kW	Man.	07.00	>			Front	MZ3160	MZ3161

## TELSTAR

MODEL	GEARBOX	FROM	TO	CHASSIS	ABS	F/R	LEFT DRIVESHAFT	RIGHT DRIVESHAFT
-	Man.		>			Front	MZ3164	MZ3165

## XEDOS 6 (CA12B)

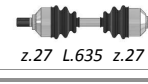
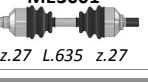


MODEL	GEARBOX	FROM	TO	CHASSIS	ABS	F/R	LEFT DRIVESHAFT	RIGHT DRIVESHAFT
2.0 V6 103/106 kW	Man.	05.92	>			Front	 z.28 L.628 z.28	 z.28 L.582 z.28
	Man.	05.92	>		teeth 44	Front	 z.28 L.628 z.28	 z.28 L.582 z.28

# MERCEDES

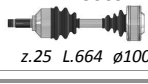
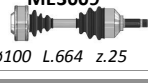


## 190 (201)

MODEL	GEARBOX	FROM	TO	CHASSIS	ABS	F/R	LEFT DRIVESHAFT	RIGHT DRIVESHAFT
1.8 E 80 kW	Man.-Aut.	04.90	> 08.93			Rear	 z.25 L.634 ø100	 ø100 L.634 z.25
2.0 66 kW	Man.-Aut.	10.82	> 10.84			Rear	 z.25 L.634 ø100	 ø100 L.634 z.25
2.0 D 53/55 kW	Man.-Aut.	08.83	> 08.93			Rear	 z.25 L.634 ø100	 ø100 L.634 z.25
2.0 E 83/90 kW	Man.-Aut.	10.82	> 08.83			Rear	 z.25 L.634 ø100	 ø100 L.634 z.25
2.3 E 97/100/136 kW	Man.-Aut.	09.86	> 08.93	> F345378		Rear	 z.25 L.628 ø108	 ø108 L.628 z.25
	Man.-Aut.	09.86	> 08.93	F345379 >		Rear	 z.25 L.603 ø100	 ø100 L.603 z.25
2.5 D 66/69 kW	Man.-Aut.	04.85	> 08.93			Rear	 z.25 L.634 ø100	 ø100 L.634 z.25
2.5 E 143/150 kW	Man.-Aut.	09.88	> 05.93			Rear	 z.25 L.603 ø100	 ø100 L.603 z.25
2.5 TD 83/90 kW	Man.-Aut.	08.88	> 08.93			Rear	 z.25 L.628 ø108	 ø108 L.628 z.25
2.6 E 122 kW	Man.-Aut.	01.86	> 05.93			Rear	 z.25 L.603 ø100	 ø100 L.603 z.25


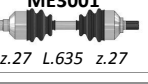


## 200 (123)

MODEL	GEARBOX	FROM	TO	CHASSIS	ABS	F/R	LEFT DRIVESHAFT	RIGHT DRIVESHAFT
2.0 62/70 kW	Man.-Aut.	01.76	> 12.84			Rear	 z.27 L.635 z.27	 z.27 L.635 z.27
2.0 D 40/49 kW	Man.-Aut.	01.76	> 12.84			Rear	 z.27 L.635 z.27	 z.27 L.635 z.27

## 200 (124)


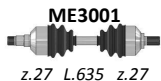
MODEL	GEARBOX	FROM	TO	CHASSIS	ABS	F/R	LEFT DRIVESHAFT	RIGHT DRIVESHAFT
2.0 75/80 kW	Man.-Aut.	01.85	> 06.95			Rear	 z.25 L.664 ø100	 ø100 L.664 z.25
2.0 D 53/55 kW	Man.-Aut.	01.85	> 06.95			Rear	 z.25 L.664 ø100	 ø100 L.664 z.25

## 220 (115/123)





MODEL	GEARBOX	FROM	TO	CHASSIS	ABS	F/R	LEFT DRIVESHAFT	RIGHT DRIVESHAFT
2.2 77 kW	Man.-Aut.	01.68	> 01.74			Rear	 z.27 L.635 z.27	 z.27 L.635 z.27
2.2 D 44 kW	Man.-Aut.	01.68	> 01.74			Rear	 z.27 L.635 z.27	 z.27 L.635 z.27

# MERCEDES



## 230 (123)

MODEL	GEARBOX	FROM	TO	CHASSIS	ABS	F/R	LEFT DRIVESHAFT	RIGHT DRIVESHAFT
2.3 80/81 kW	Man.-Aut.	01.76	> 12.84			Rear	 z.27 L.635 z.27	 z.27 L.635 z.27



## 230 (124)

MODEL	GEARBOX	FROM	TO	CHASSIS	ABS	F/R	LEFT DRIVESHAFT	RIGHT DRIVESHAFT
2.3 E 90/92 kW	Man.-Aut.	01.85	> 06.95			Rear	 z.25 L.664 ø100	 ø100 L.664 z.25
2.3 E 93/100 kW	Man.-Aut.	01.85	> 06.95			Rear	 z.25 L.664 ø100	 ø100 L.664 z.25





## 240 (123)

MODEL	GEARBOX	FROM	TO	CHASSIS	ABS	F/R	LEFT DRIVESHAFT	RIGHT DRIVESHAFT
2.4 D 53 kW	Man.-Aut.	01.76	> 12.84			Rear	 z.27 L.635 z.27	 z.27 L.635 z.27


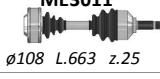

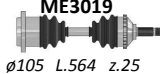
## 250 (114/123)

MODEL	GEARBOX	FROM	TO	CHASSIS	ABS	F/R	LEFT DRIVESHAFT	RIGHT DRIVESHAFT
2.5 86/103 kW	Man.-Aut.	01.68	> 01.72			Rear	 z.27 L.635 z.27	 z.27 L.635 z.27



## 250 (124)

MODEL	GEARBOX	FROM	TO	CHASSIS	ABS	F/R	LEFT DRIVESHAFT	RIGHT DRIVESHAFT
2.5 D 66/69 kW	Man.-Aut.	01.85	> 06.95			Rear	 z.25 L.664 ø100	 ø100 L.664 z.25
2.5 TD 93 kW	Man.-Aut.	01.85	> 06.95			Rear	 z.25 L.663 ø108	 ø108 L.663 z.25

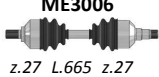
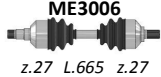
## 260 (124)

MODEL	GEARBOX	FROM	TO	CHASSIS	ABS	F/R	LEFT DRIVESHAFT	RIGHT DRIVESHAFT
2.6 E 118/122 kW	Man.-Aut.	01.85	> 06.95			Rear	 z.25 L.663 ø108	 ø108 L.663 z.25
2.6 E 4-Matic 118 kW	Man.-Aut.	09.86	> 06.93		teeth 96	Front	 z.25 L.529 ø105	 ø105 L.564 z.25



## 280 (114/123)

MODEL	GEARBOX	FROM	TO	CHASSIS	ABS	F/R	LEFT DRIVESHAFT	RIGHT DRIVESHAFT
2.8	Man.-Aut.		> 12.84			Rear	 z.27 L.635 z.27	 z.27 L.635 z.27

## 280 (116/126)


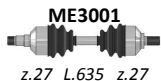
MODEL	GEARBOX	FROM	TO	CHASSIS	ABS	F/R	LEFT DRIVESHAFT	RIGHT DRIVESHAFT
2.8	Man.-Aut.	01.86	> 06.91			Rear	 z.27 L.665 z.27	 z.27 L.665 z.27

## 300 (123)


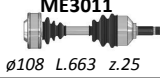



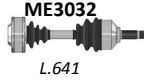

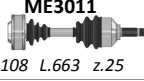

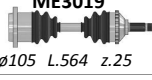


MODEL	GEARBOX	FROM	TO	CHASSIS	ABS	F/R	LEFT DRIVESHAFT	RIGHT DRIVESHAFT
3.0 D 59/65 kW	Man.-Aut.	02.76	> 11.85			Rear	 z.27 L.635 z.27	 z.27 L.635 z.27

# MERCEDES

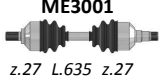
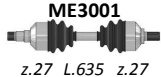
## 300 (123)

MODEL	GEARBOX	FROM	TO	CHASSIS	ABS	F/R	LEFT DRIVESHAFT	RIGHT DRIVESHAFT
3.0 TD 92 kW	Man.-Aut.	08.81	> 07.95			Rear	 z.27 L.635 z.27	 z.27 L.635 z.27



## 300 (124)

MODEL	GEARBOX	FROM	TO	CHASSIS	ABS	F/R	LEFT DRIVESHAFT	RIGHT DRIVESHAFT
3.0 D 80/83 kW	Man.-Aut.	01.85	> 06.95			Rear	 z.25 L.663 ø108	 ø108 L.663 z.25
3.0 D 4-Matic 80/83 kW	Man.-Aut.	09.86	> 06.93		teeth 96	Front	 z.25 L.529 ø105	 ø105 L.564 z.25
3.0 E 132/138/162 kW	Man.-Aut.	01.85	> 06.95			Rear	 L.641	 L.641
	note: With ASR							
3.0 E 4-Matic 132 kW	Man.-Aut.	01.85	> 06.95			Rear	 z.25 L.663 ø108	 ø108 L.663 z.25
	note: Without ASR							
3.0 TD 105/108 kW	Man.-Aut.	01.85	> 06.95			Rear	 z.25 L.663 ø108	 ø108 L.663 z.25
3.0 TD 4-Matic 105/108 kW	Man.-Aut.	09.86	> 06.93		teeth 96	Front	 z.25 L.529 ø105	 ø105 L.564 z.25

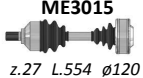
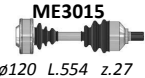
## 350 (107)

MODEL	GEARBOX	FROM	TO	CHASSIS	ABS	F/R	LEFT DRIVESHAFT	RIGHT DRIVESHAFT
3.5 143/152 kW	Man.-Aut.		> 12.84			Rear	 z.27 L.635 z.27	 z.27 L.635 z.27



## 380 (107)

MODEL	GEARBOX	FROM	TO	CHASSIS	ABS	F/R	LEFT DRIVESHAFT	RIGHT DRIVESHAFT
3.8 150/160 kW	Man.-Aut.		> 12.84			Rear	 z.27 L.665 z.27	 z.27 L.665 z.27



## 380 (126)

MODEL	GEARBOX	FROM	TO	CHASSIS	ABS	F/R	LEFT DRIVESHAFT	RIGHT DRIVESHAFT
3.8 150 kW	Man.-Aut.	08.81	> 09.85			Rear	 z.27 L.554 ø120	 ø120 L.554 z.27

## 400 (140)

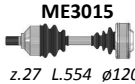

MODEL	GEARBOX	FROM	TO	CHASSIS	ABS	F/R	LEFT DRIVESHAFT	RIGHT DRIVESHAFT
4.2 205/210 kW	Man.-Aut.	07.91	>			Rear	 L.641	 L.641

## 500 (107)


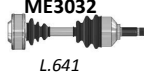
MODEL	GEARBOX	FROM	TO	CHASSIS	ABS	F/R	LEFT DRIVESHAFT	RIGHT DRIVESHAFT
5.0 164/180 kW	Man.-Aut.	01.86	> 08.89			Rear	 z.27 L.530 ø120	 ø120 L.530 z.27

# MERCEDES

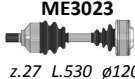

## 500 (126)

MODEL	GEARBOX	FROM	TO	CHASSIS	ABS	F/R	LEFT DRIVESHAFT	RIGHT DRIVESHAFT
5.0 164/195 kW	Man.-Aut.	08.81	> 11.91			Rear	 ME3015 z.27 L.554 ø120	 ME3015 ø120 L.554 z.27

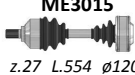

## 500 (140)

MODEL	GEARBOX	FROM	TO	CHASSIS	ABS	F/R	LEFT DRIVESHAFT	RIGHT DRIVESHAFT
5.0 235/240 kW	Man.-Aut.	07.91	>			Rear	 ME3032 L.641	 ME3032 L.641



## 560 (107)

MODEL	GEARBOX	FROM	TO	CHASSIS	ABS	F/R	LEFT DRIVESHAFT	RIGHT DRIVESHAFT
5.6 169 kW	Man.-Aut.	01.86	> 08.89			Rear	 ME3023 z.27 L.530 ø120	 ME3023 ø120 L.530 z.27


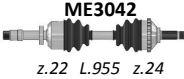
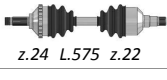
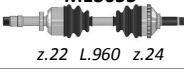


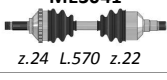
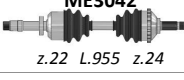


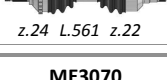



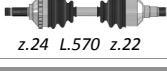



## 560 (126)

MODEL	GEARBOX	FROM	TO	CHASSIS	ABS	F/R	LEFT DRIVESHAFT	RIGHT DRIVESHAFT
5.6 200/220 kW	Man.-Aut.	08.81	> 11.91			Rear	 ME3015 z.27 L.554 ø120	 ME3015 ø120 L.554 z.27

## 600 (140)

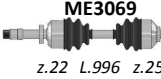


MODEL	GEARBOX	FROM	TO	CHASSIS	ABS	F/R	LEFT DRIVESHAFT	RIGHT DRIVESHAFT
6.0 290/300 kW	Man.-Aut.	07.91	>			Rear	 ME3032 L.641	 ME3032 L.641

## CLASSE A I (168)

MODEL	GEARBOX	FROM	TO	CHASSIS	ABS	F/R	LEFT DRIVESHAFT	RIGHT DRIVESHAFT
A 140 60 kW	Man.	07.97	> 12.00		teeth 48	Front	 ME3041 z.24 L.570 z.22	 ME3042 z.22 L.955 z.24
	Man.	01.01	> 08.04		teeth 48	Front	 ME3054 z.24 L.575 z.22	 ME3055 z.22 L.960 z.24
	Aut.	01.01	>		teeth 48	Front	 ME3070 z.24 L.561 z.22	 ME3071 z.22 L.967 z.24
A 160 75 kW	Man.	07.97	> 12.00		teeth 48	Front	 ME3041 z.24 L.570 z.22	 ME3042 z.22 L.955 z.24
	Man.	01.01	> 08.04		teeth 48	Front	 ME3054 z.24 L.575 z.22	 ME3055 z.22 L.960 z.24
	Aut.	07.97	>		teeth 48	Front	 ME3070 z.24 L.561 z.22	 ME3071 z.22 L.967 z.24
A 170 CDI 66/70 kW	Aut.	01.01	>		teeth 48	Front	 ME3070 z.24 L.561 z.22	 ME3071 z.22 L.967 z.24
A 170 CDI 66 kW	Man.	07.98	> 12.00		teeth 48	Front	 ME3041 z.24 L.570 z.22	 ME3042 z.22 L.955 z.24
A 170 CDI 70 kW	Man.	01.01	> 08.04		teeth 48	Front	 ME3054 z.24 L.575 z.22	 ME3055 z.22 L.960 z.24


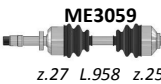
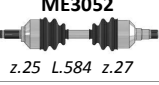
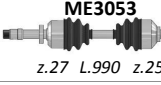


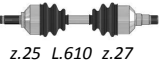

# MERCEDES

## CLASSE A II (169)


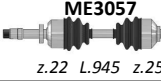
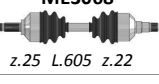

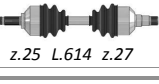

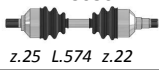


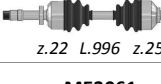



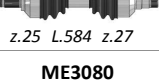



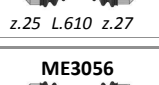
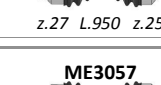



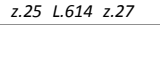
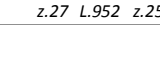
MODEL	GEARBOX	FROM	TO	CHASSIS	ABS	F/R	LEFT DRIVESHAFT	RIGHT DRIVESHAFT
A 150 70 kW	Man.	09.04	>	> J116409		Front	 ME3056 z.25 L.574 z.22	 ME3057 z.22 L.945 z.25
		<i>note: Internal Thread CV Joint</i>						
	Man.	09.04	>	J116410 >		Front	 ME3068 z.25 L.605 z.22	 ME3069 z.22 L.996 z.25
	<i>note: External Thread CV Joint</i>							
	Aut.	09.04	>			Front	 ME3060 z.25 L.614 z.27	 ME3061 z.27 L.952 z.25
	<i>note: External Thread CV Joint</i>							
A 160 CDI 60 kW	Man.	09.04	>	> J116409		Front	 ME3056 z.25 L.574 z.22	 ME3057 z.22 L.945 z.25
		<i>note: Internal Thread CV Joint</i>						
	Man.	09.04	>	J116410 >		Front	 ME3068 z.25 L.605 z.22	 ME3069 z.22 L.996 z.25
	<i>note: External Thread CV Joint</i>							
	Aut.	09.04	>			Front	 ME3060 z.25 L.614 z.27	 ME3061 z.27 L.952 z.25
	<i>note: External Thread CV Joint</i>							
A 170 85 kW	Man.	09.04	>	> J116409		Front	 ME3056 z.25 L.574 z.22	 ME3057 z.22 L.945 z.25
		<i>note: Internal Thread CV Joint</i>						
	Man.	09.04	>	J116410 >		Front	 ME3068 z.25 L.605 z.22	 ME3069 z.22 L.996 z.25
	<i>note: External Thread CV Joint</i>							
	Aut.	09.04	>			Front	 ME3060 z.25 L.614 z.27	 ME3061 z.27 L.952 z.25
	<i>note: External Thread CV Joint</i>							
A 180 CDI 80 kW	Man.	09.04	>	> J116409		Front	 ME3058 z.25 L.552 z.27	 ME3059 z.27 L.958 z.25
		<i>note: Internal Thread CV Joint</i>						
	Man.	09.04	>	J116410 >		Front	 ME3052 z.25 L.584 z.27	 ME3053 z.27 L.990 z.25
		<i>note: External Thread CV Joint</i>						
	Aut.	09.04	>	> J116409		Front	 ME3080 z.25 L.579 z.27	 ME3081 z.27 L.919 z.25
	<i>note: Internal Thread CV Joint</i>							
	Aut.	09.04	>	J116410 >		Front	 ME3050 z.25 L.610 z.27	 ME3051 z.27 L.950 z.25
	<i>note: External Thread CV Joint</i>							
A 200 100 kW	Man.	09.04	>	> J116409		Front	 ME3056 z.25 L.574 z.22	 ME3057 z.22 L.945 z.25
		<i>note: Internal Thread CV Joint</i>						
	Man.	09.04	>	J116410 >		Front	 ME3068 z.25 L.605 z.22	 ME3069 z.22 L.996 z.25
	<i>note: External Thread CV Joint</i>							
	Aut.	09.04	>			Front	 ME3060 z.25 L.614 z.27	 ME3061 z.27 L.952 z.25
	<i>note: External Thread CV Joint</i>							

# MERCEDES

## CLASSE A II (169)


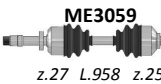
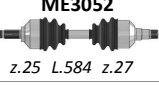
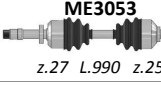


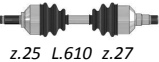

MODEL	GEARBOX	FROM	TO	CHASSIS	ABS	F/R	LEFT DRIVESHAFT	RIGHT DRIVESHAFT
A 200 CDI 103 kW	Man.	09.04	>	> J116409		Front	 ME3058 z.25 L.552 z.27	 ME3059 z.27 L.958 z.25
		<i>note: Internal Thread CV Joint</i>						
	Man.	09.04	>	J116410 >		Front	 ME3052 z.25 L.584 z.27	 ME3053 z.27 L.990 z.25
		<i>note: External Thread CV Joint</i>						
	Aut.	09.04	>	> J116409		Front	 ME3080 z.25 L.579 z.27	 ME3081 z.27 L.919 z.25
		<i>note: Internal Thread CV Joint</i>						
	Aut.	09.04	>	J116410 >		Front	 ME3050 z.25 L.610 z.27	 ME3051 z.27 L.950 z.25
	<i>note: External Thread CV Joint</i>							

## CLASSE B (245)

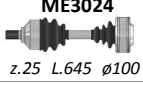

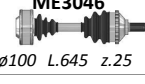


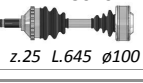

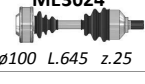
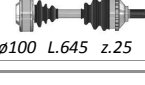


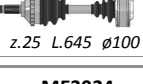
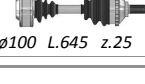






MODEL	GEARBOX	FROM	TO	CHASSIS	ABS	F/R	LEFT DRIVESHAFT	RIGHT DRIVESHAFT
B 150 70 kW	Man.	03.05	>	> J000183		Front	 ME3056 z.25 L.574 z.22	 ME3057 z.22 L.945 z.25
		<i>note: Internal Thread CV Joint</i>						
	Man.	03.05	>	J000184 >		Front	 ME3068 z.25 L.605 z.22	 ME3069 z.22 L.996 z.25
	<i>note: External Thread CV Joint</i>							
	Aut.	03.05	>			Front	 ME3060 z.25 L.614 z.27	 ME3061 z.27 L.952 z.25
	<i>note: External Thread CV Joint</i>							
B 170 85 kW	Man.	03.05	>	> J000183		Front	 ME3056 z.25 L.574 z.22	 ME3057 z.22 L.945 z.25
		<i>note: Internal Thread CV Joint</i>						
	Man.	03.05	>	J000184 >		Front	 ME3068 z.25 L.605 z.22	 ME3069 z.22 L.996 z.25
	<i>note: External Thread CV Joint</i>							
	Aut.	03.05	>			Front	 ME3060 z.25 L.614 z.27	 ME3061 z.27 L.952 z.25
	<i>note: External Thread CV Joint</i>							
B 180 CDI 80 kW	Man.	03.05	>	> J000183		Front	 ME3058 z.25 L.552 z.27	 ME3059 z.27 L.958 z.25
		<i>note: Internal Thread CV Joint</i>						
	Man.	03.05	>	J000184 >		Front	 ME3052 z.25 L.584 z.27	 ME3053 z.27 L.990 z.25
		<i>note: External Thread CV Joint</i>						
	Aut.	03.05	>	> J000183		Front	 ME3080 z.25 L.579 z.27	 ME3081 z.27 L.919 z.25
	<i>note: Internal Thread CV Joint</i>							
	Aut.	03.05	>	J000184 >		Front	 ME3050 z.25 L.610 z.27	 ME3051 z.27 L.950 z.25
	<i>note: External Thread CV Joint</i>							
B 200 100 kW	Man.	03.05	>	> J000183		Front	 ME3056 z.25 L.574 z.22	 ME3057 z.22 L.945 z.25
		<i>note: Internal Thread CV Joint</i>						
	Man.	03.05	>	J000184 >		Front	 ME3068 z.25 L.605 z.22	 ME3069 z.22 L.996 z.25
	<i>note: External Thread CV Joint</i>							
	Aut.	03.05	>			Front	 ME3060 z.25 L.614 z.27	 ME3061 z.27 L.952 z.25
	<i>note: External Thread CV Joint</i>							

# MERCEDES

## CLASSE B (245)

MODEL	GEARBOX	FROM	TO	CHASSIS	ABS	F/R	LEFT DRIVESHAFT	RIGHT DRIVESHAFT
B 200 CDI 103 kW	Man.	03.05	>	> J000183		Front	 z.25 L.552 z.27	 z.27 L.958 z.25
		<i>note: Internal Thread CV Joint</i>						
	Man.	03.05	>	J000184 >		Front	 z.25 L.584 z.27	 z.27 L.990 z.25
		<i>note: External Thread CV Joint</i>						
	Aut.	03.05	>	> J000183		Front	 z.25 L.579 z.27	 z.27 L.919 z.25
		<i>note: Internal Thread CV Joint</i>						
	Aut.	03.05	>	J000184 >		Front	 z.25 L.610 z.27	 z.27 L.950 z.25
		<i>note: External Thread CV Joint</i>						



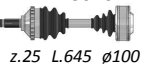

## CLASSE C (202)

MODEL	GEARBOX	FROM	TO	CHASSIS	ABS	F/R	LEFT DRIVESHAFT	RIGHT DRIVESHAFT
180 90 kW	Man.	07.93	>	05.00		Rear	 z.25 L.645 ø100	 ø100 L.645 z.25
	Man.	07.93	>	05.00	teeth 48	Rear	 z.25 L.645 ø100	 ø100 L.645 z.25
200 100 kW	Man.	07.93	>	05.00		Rear	 z.25 L.645 ø100	 ø100 L.645 z.25
	Man.	07.93	>	05.00	teeth 48	Rear	 z.25 L.645 ø100	 ø100 L.645 z.25
200 D 55/65 kW	Man.	07.93	>	05.00		Rear	 z.25 L.645 ø100	 ø100 L.645 z.25
	Man.	07.93	>	05.00	teeth 48	Rear	 z.25 L.645 ø100	 ø100 L.645 z.25
220 D 55/70 kW	Man.	07.93	>	05.00		Rear	 z.25 L.645 ø100	 ø100 L.645 z.25
	Man.	07.93	>	05.00	teeth 48	Rear	 z.25 L.645 ø100	 ø100 L.645 z.25
220,230 110 kW	Man.	07.93	>	05.00		Rear	 z.25 L.645 ø100	 ø100 L.645 z.25
	Man.	07.93	>	05.00	teeth 48	Rear	 z.25 L.645 ø100	 ø100 L.645 z.25
240 125 kW	Man.	07.93	>	05.00		Rear	 z.25 L.645 ø100	 ø100 L.645 z.25
	Man.	07.93	>	05.00	teeth 48	Rear	 z.25 L.645 ø100	 ø100 L.645 z.25
250 D,TD 83/110 kW	Man.	07.93	>	05.00		Rear	 z.25 L.645 ø100	 ø100 L.645 z.25
	Man.	07.93	>	05.00	teeth 48	Rear	 z.25 L.645 ø100	 ø100 L.645 z.25















# MERCEDES















## CLASSE C (202)

MODEL	GEARBOX	FROM	TO	CHASSIS	ABS	F/R	LEFT DRIVESHAFT	RIGHT DRIVESHAFT
280 145 kW	Man.	07.93	> 05.00			Rear	 ME3024 z.25 L.645 ø100	 ME3024 ø100 L.645 z.25
	Man.	07.93	> 05.00		teeth 48	Rear	 ME3046 z.25 L.645 ø100	 ME3046 ø100 L.645 z.25



## CLASSE C (203)

MODEL	GEARBOX	FROM	TO	CHASSIS	ABS	F/R	LEFT DRIVESHAFT	RIGHT DRIVESHAFT
180 Kompr. 105 kW	Aut.	05.00	>			Rear	 ME3049 z.25 L.734 z.27	 ME3049 z.27 L.734 z.25
200 CDI 75/90 kW	Aut.	05.00	>			Rear	 ME3049 z.25 L.734 z.27	 ME3049 z.27 L.734 z.25
200 Kompr. 120 kW	Aut.	05.00	>			Rear	 ME3049 z.25 L.734 z.27	 ME3049 z.27 L.734 z.25
230 Kompr. 141 kW	Aut.	05.00	>			Rear	 ME3049 z.25 L.734 z.27	 ME3049 z.27 L.734 z.25
240 125 kW	Aut.	05.00	>			Rear	 ME3049 z.25 L.734 z.27	 ME3049 z.27 L.734 z.25
320 160 kW	Aut.	05.00	>			Rear	 ME3049 z.25 L.734 z.27	 ME3049 z.27 L.734 z.25

## CLASSE E (210)



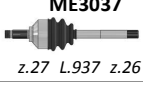
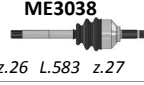
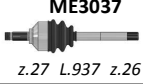
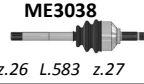

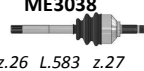
MODEL	GEARBOX	FROM	TO	CHASSIS	ABS	F/R	LEFT DRIVESHAFT	RIGHT DRIVESHAFT
200 Kompessor 120/137 kW	Man.	06.97	>			Rear	 ME3087 z.27 L.675 ø108	 ME3087 ø108 L.675 z.27
220 CDI 92/105 kW	Man.	06.98	>			Rear	 ME3087 z.27 L.675 ø108	 ME3087 ø108 L.675 z.27
250 TD 110 kW	Man.	05.99	>			Rear	 ME3087 z.27 L.675 ø108	 ME3087 ø108 L.675 z.27
280 142/150 kW	Man.	01.96	>			Rear	 ME3087 z.27 L.675 ø108	 ME3087 ø108 L.675 z.27
290 TD 95 kW	Man.	05.99	>			Rear	 ME3087 z.27 L.675 ø108	 ME3087 ø108 L.675 z.27
320 162/165 kW	Man.	06.95	>			Rear	 ME3087 z.27 L.675 ø108	 ME3087 ø108 L.675 z.27
420 205 kW	Man.	05.99	>			Rear	 ME3087 z.27 L.675 ø108	 ME3087 ø108 L.675 z.27

## CLASSE G (W460)





MODEL	GEARBOX	FROM	TO	CHASSIS	ABS	F/R	LEFT DRIVESHAFT	RIGHT DRIVESHAFT
240 GD 53 kW	Man.	03.79	> 08.87			Front	 ME3037 z.27 L.937 z.26	 ME3038 z.26 L.583 z.27

# MERCEDES









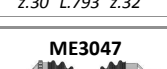
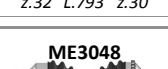
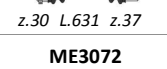
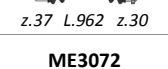








## CLASSE G (W460)

MODEL	GEARBOX	FROM	TO	CHASSIS	ABS	F/R	LEFT DRIVESHAFT	RIGHT DRIVESHAFT
250 GD 62/68 kW	Man.	10.87	> 12.92			Front	 ME3037 z.27 L.937 z.26	 ME3038 z.26 L.583 z.27
	Aut.	10.87	> 12.92			Front	 ME3037 z.27 L.937 z.26	 ME3038 z.26 L.583 z.27
300 GD 65/83 kW	Man.	02.79	>			Front	 ME3037 z.27 L.937 z.26	 ME3038 z.26 L.583 z.27
	Aut.	02.79	>			Front	 ME3037 z.27 L.937 z.26	 ME3038 z.26 L.583 z.27

## CLASSE G (W461)

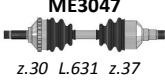



MODEL	GEARBOX	FROM	TO	CHASSIS	ABS	F/R	LEFT DRIVESHAFT	RIGHT DRIVESHAFT
250 GD 68 kW	Man.	02.90	>		teeth 54	Front	 ME3043	 ME3044
290 GD 70 kW	Man.	04.92	>		teeth 54	Front	 ME3043	 ME3044

## CLASSE M (W163)


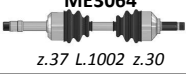

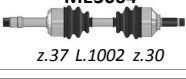
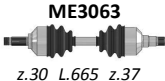
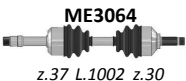

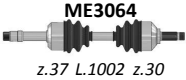


MODEL	GEARBOX	FROM	TO	CHASSIS	ABS	F/R	LEFT DRIVESHAFT	RIGHT DRIVESHAFT
ML 230 110 kW	Man.-Aut.	02.98	> 06.05		teeth 48	Front	 ME3047 z.30 L.631 z.37	 ME3048 z.37 L.962 z.30
	Man.-Aut.	02.98	> 06.05		teeth 48	Rear	 ME3072 z.30 L.793 z.32	 ME3072 z.32 L.793 z.30
ML 270 CDI 120 kW	Man.-Aut.	12.99	> 06.05		teeth 48	Front	 ME3047 z.30 L.631 z.37	 ME3048 z.37 L.962 z.30
	Man.-Aut.	12.99	> 06.05		teeth 48	Rear	 ME3072 z.30 L.793 z.32	 ME3072 z.32 L.793 z.30
ML 320 160 kW	Man.-Aut.	02.98	> 08.02		teeth 48	Front	 ME3047 z.30 L.631 z.37	 ME3048 z.37 L.962 z.30
	Man.-Aut.	02.98	> 08.02		teeth 48	Rear	 ME3072 z.30 L.793 z.32	 ME3072 z.32 L.793 z.30
ML 350 180 kW	Man.-Aut.	08.02	> 06.05		teeth 48	Front	 ME3047 z.30 L.631 z.37	 ME3048 z.37 L.962 z.30
	Man.-Aut.	08.02	> 06.05		teeth 48	Rear	 ME3072 z.30 L.793 z.32	 ME3072 z.32 L.793 z.30
ML 400 CDI 184 kW	Man.-Aut.	09.01	> 06.05		teeth 48	Front	 ME3047 z.30 L.631 z.37	 ME3048 z.37 L.962 z.30
	Man.-Aut.	09.01	> 06.05		teeth 48	Rear	 ME3072 z.30 L.793 z.32	 ME3072 z.32 L.793 z.30

# MERCEDES

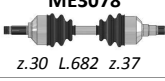
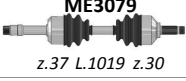
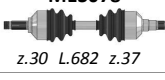
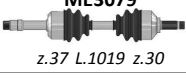
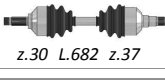
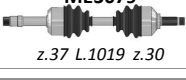
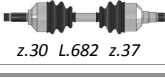
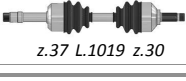


## CLASSE M (W163)

MODEL	GEARBOX	FROM	TO	CHASSIS	ABS	F/R	LEFT DRIVESHAFT	RIGHT DRIVESHAFT
ML 430 200 kW	Man.-Aut.	02.98	> 06.05		teeth 48	Front	 z.30 L.631 z.37	 z.37 L.962 z.30
	Man.-Aut.	02.98	> 06.05		teeth 48	Rear	 z.30 L.793 z.32	 z.32 L.793 z.30

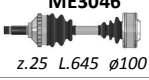
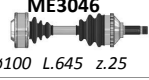

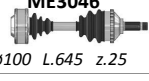
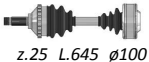

## CLASSE M (W164)

MODEL	GEARBOX	FROM	TO	CHASSIS	ABS	F/R	LEFT DRIVESHAFT	RIGHT DRIVESHAFT
ML 280 CDI 140 kW	Man.-Aut.	07.05	> 07.09			Front	 z.30 L.665 z.37	 z.37 L.1002 z.30
ML 320 CDI 165 kW	Man.-Aut.	07.05	> 07.09			Front	 z.30 L.665 z.37	 z.37 L.1002 z.30
ML 350 200 kW	Man.-Aut.	07.05	>			Front	 z.30 L.665 z.37	 z.37 L.1002 z.30
ML 350 CDI 155/165 kW	Man.-Aut.	07.09	>			Front	 z.30 L.665 z.37	 z.37 L.1002 z.30
ML 420 CDI 225 kW	Man.-Aut.	02.06	> 09.09			Front	 z.30 L.665 z.37	 z.37 L.1002 z.30

## CLASSE R (W251)

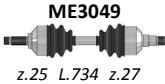
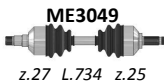
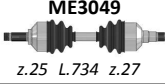



MODEL	GEARBOX	FROM	TO	CHASSIS	ABS	F/R	LEFT DRIVESHAFT	RIGHT DRIVESHAFT
R 280 170 kW	Man.-Aut.	01.07	>			Front	 z.30 L.682 z.37	 z.37 L.1019 z.30
R 280 CDI 140 kW	Man.-Aut.	05.06	>			Front	 z.30 L.682 z.37	 z.37 L.1019 z.30
R 320 CDI 155/165 kW	Man.-Aut.	01.06	>			Front	 z.30 L.682 z.37	 z.37 L.1019 z.30
R 350 200 kW	Man.-Aut.	01.07	>			Front	 z.30 L.682 z.37	 z.37 L.1019 z.30
R 350 CDI 155/165 kW	Man.-Aut.	01.06	>			Front	 z.30 L.682 z.37	 z.37 L.1019 z.30

## CLK (208)

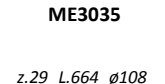
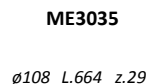
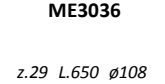
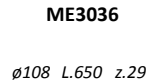
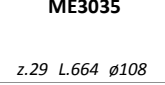
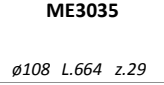
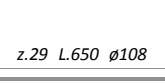
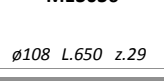
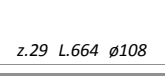
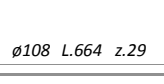
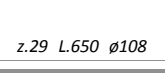
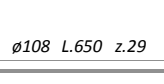
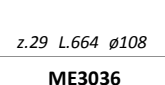
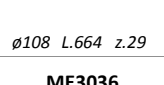
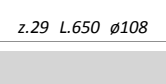

MODEL	GEARBOX	FROM	TO	CHASSIS	ABS	F/R	LEFT DRIVESHAFT	RIGHT DRIVESHAFT
200 100 kW	Man.	06.97	> 06.02		teeth 48	Rear	 z.25 L.645 ø100	 ø100 L.645 z.25
200 Kompressor 120/141 kW	Man.	06.97	> 06.02		teeth 48	Rear	 z.25 L.645 ø100	 ø100 L.645 z.25
230 Kompressor 142/145 kW	Man.	06.97	> 06.02		teeth 48	Rear	 z.25 L.645 ø100	 ø100 L.645 z.25

# MERCEDES



## CLK (209)

MODEL	GEARBOX	FROM	TO	CHASSIS	ABS	F/R	LEFT DRIVESHAFT	RIGHT DRIVESHAFT
200 CGI 125 kW	Aut.	06.02	>			Rear	 z.25 L.734 z.27	 z.27 L.734 z.25
200 Kompr. 120 kW	Aut.	06.02	>			Rear	 z.25 L.734 z.27	 z.27 L.734 z.25
240 125 kW	Aut.	06.02	>			Rear	 z.25 L.734 z.27	 z.27 L.734 z.25

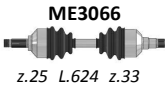
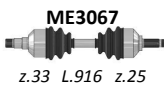

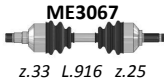
## HANOMAG

MODEL	GEARBOX	FROM	TO	CHASSIS	ABS	F/R	LEFT DRIVESHAFT	RIGHT DRIVESHAFT
206	Man.	01.70	> 12.72			Rear	 z.29 L.664 ø108	 ø108 L.664 z.29
206 DG	Man.	01.73	> 05.77			Rear	 z.29 L.650 ø108	 ø108 L.650 z.29
207	Aut.	01.70	> 12.72			Rear	 z.29 L.664 ø108	 ø108 L.664 z.29
	Aut.	01.73	> 05.77			Rear	 z.29 L.650 ø108	 ø108 L.650 z.29
306 D	Man.	01.70	> 12.72			Rear	 z.29 L.664 ø108	 ø108 L.664 z.29
306 DG	Man.	01.73	> 05.77			Rear	 z.29 L.650 ø108	 ø108 L.650 z.29
307	Aut.	01.70	> 12.72			Rear	 z.29 L.664 ø108	 ø108 L.664 z.29
	Aut.	01.73	> 05.77			Rear	 z.29 L.650 ø108	 ø108 L.650 z.29



## SL (R129)

MODEL	GEARBOX	FROM	TO	CHASSIS	ABS	F/R	LEFT DRIVESHAFT	RIGHT DRIVESHAFT
SL 300 140 kW	Man.	09.89	> 10.94			Rear	 z.25 L.648 ø108	 ø108 L.648 z.25

## SMART FORFOUR




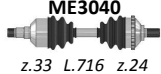
MODEL	GEARBOX	FROM	TO	CHASSIS	ABS	F/R	LEFT DRIVESHAFT	RIGHT DRIVESHAFT
1.1 47/55 kW	Man.	01.04	>			Front	 z.25 L.624 z.33	 z.33 L.916 z.25
1.3 70 kW	Man.	01.04	>			Front	 z.25 L.624 z.33	 z.33 L.916 z.25

## SMART FORTWO (450)



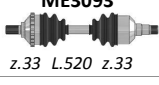


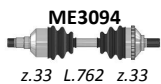
MODEL	GEARBOX	FROM	TO	CHASSIS	ABS	F/R	LEFT DRIVESHAFT	RIGHT DRIVESHAFT
0.6 40/45/52 kW	Man.	01.98	> 12.06		teeth 42	Rear	 z.24 L.475 z.33	 z.33 L.716 z.24

# MERCEDES



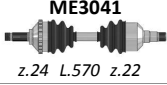



## SMART FORTWO (450)

MODEL	GEARBOX	FROM	TO	CHASSIS	ABS	F/R	LEFT DRIVESHAFT	RIGHT DRIVESHAFT
0.7 37/45/55 kW	Man.	01.98	> 12.06		teeth 42	Rear	 ME3039 z.24 L.475 z.33	 ME3040 z.33 L.716 z.24
0.8 CDI 30 kW	Man.	11.99	> 01.04		teeth 42	Rear	 ME3039 z.24 L.475 z.33	 ME3040 z.33 L.716 z.24

## SMART FORTWO (451)



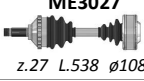
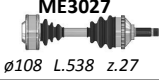

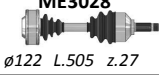

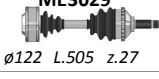
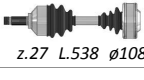
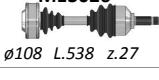




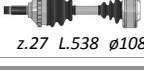
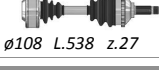




MODEL	GEARBOX	FROM	TO	CHASSIS	ABS	F/R	LEFT DRIVESHAFT	RIGHT DRIVESHAFT
0.8 CDI 33/40 kW	Man.	01.07	>		teeth 42	Rear	 ME3093 z.33 L.520 z.33	 ME3094 z.33 L.762 z.33
1.0 45/52 kW	Man.	01.07	>		teeth 42	Rear	 ME3093 z.33 L.520 z.33	 ME3094 z.33 L.762 z.33
1.0 T 62 kW	Man.	01.07	>		teeth 42	Rear	 ME3093 z.33 L.520 z.33	 ME3094 z.33 L.762 z.33

## VANEO (414)

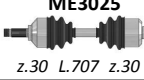
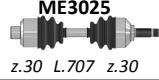

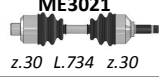

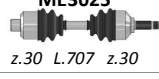
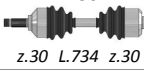

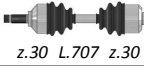
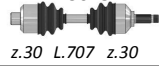


MODEL	GEARBOX	FROM	TO	CHASSIS	ABS	F/R	LEFT DRIVESHAFT	RIGHT DRIVESHAFT
A 140 60 kW	Man.	02.02	>		teeth 48	Front	 ME3041 z.24 L.570 z.22	 ME3042 z.22 L.955 z.24
A 160 44/75 kW	Man.	02.02	>		teeth 48	Front	 ME3041 z.24 L.570 z.22	 ME3042 z.22 L.955 z.24
A 170 CDI 66 kW	Man.	02.02	>		teeth 48	Front	 ME3041 z.24 L.570 z.22	 ME3042 z.22 L.955 z.24

# MERCEDES LCV



## CLASSE V (638/2)

MODEL	GEARBOX	FROM	TO	CHASSIS	ABS	F/R	LEFT DRIVESHAFT	RIGHT DRIVESHAFT
2.0 95 kW	Man.	02.96	>			Front	 z.27 L.538 ø108	 ø108 L.538 z.27
	Man.	02.96	>		teeth 48	Front	 z.27 L.538 ø108	 ø108 L.538 z.27
2.2 CDI 75/90 kW	Man.	03.99	>			Front	 z.27 L.505 ø122	 ø122 L.505 z.27
	Man.	03.99	>		teeth 48	Front	 z.27 L.505 ø122	 ø122 L.505 z.27
2.3 105 kW	Man.	12.96	>			Front	 z.27 L.538 ø108	 ø108 L.538 z.27
	Man.	12.96	>		teeth 48	Front	 z.27 L.538 ø108	 ø108 L.538 z.27
2.3 D 58 kW	Man.	02.96	>			Front	 z.27 L.538 ø108	 ø108 L.538 z.27
	Man.	02.96	>		teeth 48	Front	 z.27 L.538 ø108	 ø108 L.538 z.27
2.3 TD 72 kW	Man.	02.96	>			Front	 z.27 L.538 ø108	 ø108 L.538 z.27
	Man.	02.96	>		teeth 48	Front	 z.27 L.538 ø108	 ø108 L.538 z.27

## MB 100 (631)

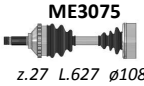
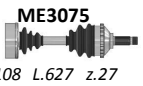

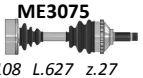
MODEL	GEARBOX	FROM	TO	CHASSIS	ABS	F/R	LEFT DRIVESHAFT	RIGHT DRIVESHAFT
100 D 41 kW	Man.-Aut.	12.90	> 12.94	> 012578		Front	 z.30 L.707 z.30	 z.30 L.707 z.30
	Man.-Aut.	12.90	> 12.94	012579 >		Front	 z.30 L.734 z.30	 z.30 L.734 z.30
120 D 53 kW	Man.-Aut.	02.88	> 05.92	> 012578		Front	 z.30 L.707 z.30	 z.30 L.707 z.30
	Man.-Aut.	02.88	> 05.92	012579 >		Front	 z.30 L.734 z.30	 z.30 L.734 z.30
140 D 55 kW	Man.-Aut.	12.90	> 02.96	> 012578		Front	 z.30 L.707 z.30	 z.30 L.707 z.30
	Man.-Aut.	12.90	> 02.96	012579 >		Front	 z.30 L.734 z.30	 z.30 L.734 z.30

## SPRINTER (901,902,903)

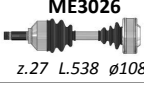
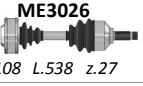
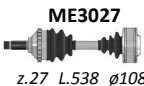
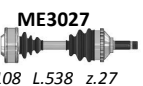

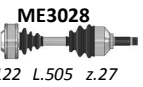
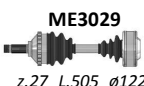

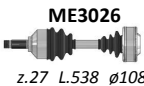
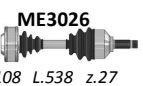
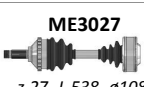
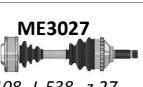




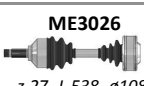



MODEL	GEARBOX	FROM	TO	CHASSIS	ABS	F/R	LEFT DRIVESHAFT	RIGHT DRIVESHAFT
311-411 CDI 80 kW	Man.	08.02	> 05.06		teeth 54	Front	 z.27 L.627 ø108	 ø108 L.627 z.27

# MERCEDES LCV

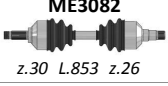
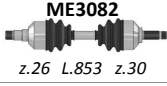


## SPRINTER (901,902,903)

MODEL	GEARBOX	FROM	TO	CHASSIS	ABS	F/R	LEFT DRIVESHAFT	RIGHT DRIVESHAFT
312-412 D 90 kW	Man.	05.97	> 08.02		teeth 54	Front	 ME3075 z.27 L.627 ø108	 ME3075 ø108 L.627 z.27
316-416 CDI 115 kW	Man.	08.02	> 05.06		teeth 54	Front	 ME3075 z.27 L.627 ø108	 ME3075 ø108 L.627 z.27

## VITO I (638)

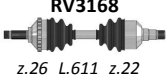





MODEL	GEARBOX	FROM	TO	CHASSIS	ABS	F/R	LEFT DRIVESHAFT	RIGHT DRIVESHAFT
2.0 95 kW	Man.	02.96	>			Front	 ME3026 z.27 L.538 ø108	 ME3026 ø108 L.538 z.27
	Man.	02.96	>		teeth 48	Front	 ME3027 z.27 L.538 ø108	 ME3027 ø108 L.538 z.27
2.2 CDI 75/90 kW	Man.	03.99	>			Front	 ME3028 z.27 L.505 ø122	 ME3028 ø122 L.505 z.27
	Man.	03.99	>		teeth 48	Front	 ME3029 z.27 L.505 ø122	 ME3029 ø122 L.505 z.27
2.3 105 kW	Man.	12.96	>			Front	 ME3026 z.27 L.538 ø108	 ME3026 ø108 L.538 z.27
	Man.	12.96	>		teeth 48	Front	 ME3027 z.27 L.538 ø108	 ME3027 ø108 L.538 z.27
2.3 D 58 kW	Man.	02.96	>			Front	 ME3026 z.27 L.538 ø108	 ME3026 ø108 L.538 z.27
	Man.	02.96	>		teeth 48	Front	 ME3027 z.27 L.538 ø108	 ME3027 ø108 L.538 z.27
2.3 TD 72 kW	Man.	02.96	>			Front	 ME3026 z.27 L.538 ø108	 ME3026 ø108 L.538 z.27
	Man.	02.96	>		teeth 48	Front	 ME3027 z.27 L.538 ø108	 ME3027 ø108 L.538 z.27

## VITO II (639)

MODEL	GEARBOX	FROM	TO	CHASSIS	ABS	F/R	LEFT DRIVESHAFT	RIGHT DRIVESHAFT
109 CDI 2.2 65 kW	Man.	05.03	>			Rear	 ME3082 z.30 L.853 z.26	 ME3082 z.26 L.853 z.30
111 CDI 2.2 80 kW	Man.	07.03	>			Rear	 ME3082 z.30 L.853 z.26	 ME3082 z.26 L.853 z.30

# MG

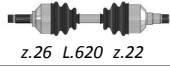



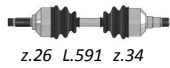














## MZ ZR

MODEL	GEARBOX	FROM	TO	CHASSIS	ABS	F/R	LEFT DRIVESHAFT	RIGHT DRIVESHAFT
1.8 16v 118 kW	Man.	06.01	>		teeth 43	Front	 <p><b>RV3168</b> z.26 L.611 z.22</p>	 <p><b>RV3169</b> z.22 L.910 z.26</p>
2.0 TD 74 kW	Man.	06.01	>			Front	 <p><b>RV3154</b> z.26 L.587 z.29</p>	 <p><b>RV3155</b> z.29 L.937 z.26</p>
	Man.	06.01	>		teeth 43	Front	 <p><b>RV3156</b> z.26 L.587 z.29</p>	 <p><b>RV3157</b> z.29 L.937 z.26</p>










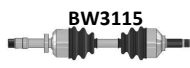



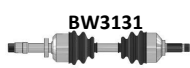


# MINI

## MINI I (R50-R53)

MODEL	GEARBOX	FROM	TO	CHASSIS	ABS	F/R	LEFT DRIVESHAFT	RIGHT DRIVESHAFT
1.4 One 55 kW	Man.	06.01	> 07.04			Front	 z.26 L.620 z.22	 z.22 L.887 z.26
	Man.	08.04	>			Front	 z.26 L.591 z.33	 z.33 L.925 z.26
1.4 One D 55/65 kW	Man.	07.03	>			Front	 z.26 L.591 z.34	 z.34 L.918 z.26
1.6 Cooper 85/88 kW	Man.	06.01	> 07.04			Front	 z.26 L.620 z.22	 z.22 L.887 z.26
	Man.	08.04	>			Front	 z.26 L.591 z.33	 z.33 L.925 z.26
	Aut.	06.01	>			Front	 z.26 L.617 z.23	 z.23 L.894 z.26
1.6 Cooper S 120/125 kW	Man.	03.02	>			Front	 z.26 L.591 z.34	 z.34 L.918 z.26
	Aut.	03.02	>			Front	 z.26 L.601 z.26	 z.26 L.886 z.26
1.6 One 66 kW	Man.	06.01	> 07.04			Front	 z.26 L.620 z.22	 z.22 L.887 z.26
	Man.	08.04	>			Front	 z.26 L.591 z.33	 z.33 L.925 z.26
	Aut.	06.01	>			Front	 z.26 L.617 z.23	 z.23 L.894 z.26

## MINI II / MINI CLUBMAN (R56)

MODEL	GEARBOX	FROM	TO	CHASSIS	ABS	F/R	LEFT DRIVESHAFT	RIGHT DRIVESHAFT
1.4 One 70 kW	Man.	03.07	>			Front	 z.26 L.618 z.33	 z.33 L.933 z.26
	Aut.	03.07	>			Front	 z.26 L.603 z.26	 z.26 L.876 z.26
1.6 Cooper 88 kW	Man.	10.06	>			Front	 z.26 L.618 z.33	 z.33 L.933 z.26
	Aut.	10.06	>			Front	 z.26 L.603 z.26	 z.26 L.876 z.26
1.6 Cooper D 80 kW	Man.	03.07	>			Front	 z.26 L.592 z.34	 z.34 L.920 z.26
1.6 Cooper S 128 kW	Man.	10.06	>			Front	 z.26 L.592 z.34	 z.34 L.920 z.26
	Aut.	10.06	>			Front	 z.26 L.603 z.26	 z.26 L.876 z.26

# MITSUBISHI

## 3000 GT (Z16A)

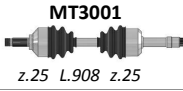
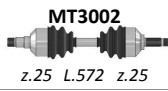


MODEL	GEARBOX	FROM	TO	CHASSIS	ABS	F/R	LEFT DRIVESHAFT	RIGHT DRIVESHAFT
3.0 i 24v 4x4 210 kW	Man.	06.92	>			Front	MT3041 L.625	MT3042 L.645

## CARISMA (DA\_)

MODEL	GEARBOX	FROM	TO	CHASSIS	ABS	F/R	LEFT DRIVESHAFT	RIGHT DRIVESHAFT
1.6 66 kW	Man.	07.95	>			Front	MT3086	MT3087
	Man.	07.95	>		teeth 43	Front	MT3088	MT3089

1.9 DI-D 75/85 kW	Man.	09.00	>		teeth 43	Front	 z.26 L.608 z.26	 z.26 L.960 z.26
----------------------	------	-------	---	--	-------------	-------	--	--

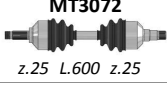
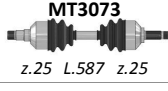


## COLT I (A15\_A)

MODEL	GEARBOX	FROM	TO	CHASSIS	ABS	F/R	LEFT DRIVESHAFT	RIGHT DRIVESHAFT
1.2 40 kW	Man.	01.79	> 08.81			Front	 z.25 L.908 z.25	 z.25 L.572 z.25
	Man.	09.81	> 03.84			Front	 z.25 L.908 z.25	 z.25 L.572 z.25

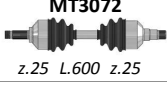
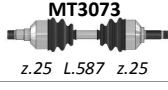

1.4 50,51 kW	Man.	01.79	> 08.81			Front	 z.25 L.908 z.25	 z.25 L.572 z.25
	Man.	09.81	> 03.84			Front	 z.25 L.908 z.25	 z.25 L.572 z.25

1.4 Turbo 77 kW	Man.	06.82	> 03.84			Front	 z.25 L.908 z.25	 z.25 L.572 z.25
--------------------	------	-------	---------	--	--	-------	--	--

## COLT II (C1\_A)

MODEL	GEARBOX	FROM	TO	CHASSIS	ABS	F/R	LEFT DRIVESHAFT	RIGHT DRIVESHAFT
1.2 40 kW	Man.	04.84	> 05.86			Front	 z.25 L.600 z.25	 z.25 L.587 z.25
	Man.	06.86	> 08.88			Front	 z.25 L.923 z.25	 z.25 L.589 z.25

1.3 49 kW	Man.	09.84	> 08.86			Front	 z.25 L.916 z.23	 z.23 L.573 z.25
--------------	------	-------	---------	--	--	-------	--	--

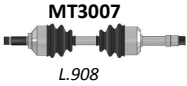





1.5 55 kW	Man.	04.84	> 08.86			Front	 z.25 L.600 z.25	 z.25 L.587 z.25
	Man.	09.86	> 08.88			Front	 z.25 L.923 z.25	 z.25 L.589 z.25

1.5 Cat. 51 kW	Man.	09.86	> 08.88			Front	 z.25 L.923 z.25	 z.25 L.589 z.25
-------------------	------	-------	---------	--	--	-------	--	--

1.6 Turbo 77 kW	Man.	04.84	> 08.88			Front	 z.25 L.908 z.25	 z.25 L.572 z.25
--------------------	------	-------	---------	--	--	-------	--	--

# MITSUBISHI



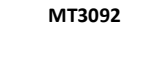
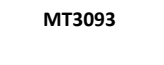
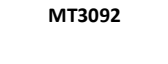
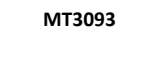
## COLT II (C1\_A)

MODEL	GEARBOX	FROM	TO	CHASSIS	ABS	F/R	LEFT DRIVESHAFT	RIGHT DRIVESHAFT
1.6 Turbo 92 kW	Man.	07.86	> 04.88			Front	 L.908	 L.572
1.8 D 43 kW	Man.	04.84	> 08.86			Front	 z.25 L.923 z.25	 z.25 L.589 z.25
	Man.	09.86	> 08.88			Front	 z.25 L.907 z.25	 z.25 L.578 z.25

## COLT III (C5\_A)

MODEL	GEARBOX	FROM	TO	CHASSIS	ABS	F/R	LEFT DRIVESHAFT	RIGHT DRIVESHAFT
1.3 12V 55 kW	Man.	09.90	> 02.92			Front	 z.25 L.923	 L.597 z.25
	Man.	09.90	> 02.92			Front	 z.25 L.923 z.25	 z.25 L.597 z.25
1.3 8V 51 kW	Man.	09.88	> 08.90			Front	 z.25 L.923	 L.597 z.25
	Man.	09.88	> 08.90			Front	 z.25 L.923 z.25	 z.25 L.597 z.25
1.5 12V 66 kW	Man.	09.90	> 02.92			Front	 z.25 L.923	 L.597 z.25
	Man.	09.90	> 02.92			Front	 z.25 L.923 z.25	 z.25 L.597 z.25
1.5 8V 62 kW	Man.	09.88	> 08.90			Front	 z.25 L.923	 L.597 z.25
	Man.	09.88	> 08.90			Front	 z.25 L.923 z.25	 z.25 L.597 z.25
1.6i 16V 91 kW	Man.	04.88	> 08.90			Front	 z.25 L.937 z.25	 z.25 L.590 z.25
1.8 16V 100 kW	Man.	09.90	> 02.92			Front	 z.25 L.937 z.25	 z.25 L.590 z.25
1.8 D 44 kW	Man.	04.88	> 05.92			Front	 z.25 L.912	 L.574 z.25

## COLT IV (CA\_A)

MODEL	GEARBOX	FROM	TO	CHASSIS	ABS	F/R	LEFT DRIVESHAFT	RIGHT DRIVESHAFT
1.3 12V 55 kW	Man.	04.92	> 04.96			Front	 z.25	 z.25
1.6 66 kW	Man.	02.94	> 04.96			Front	 z.25 L.938 z.25	 z.25 L.606 z.25
1.6 16v 83 kW	Man.	04.92	> 04.96			Front	 z.25 L.938 z.25	 z.25 L.606 z.25

# MITSUBISHI

## COLT IV (CA\_A)

MODEL	GEARBOX	FROM	TO	CHASSIS	ABS	F/R	LEFT DRIVESHAFT	RIGHT DRIVESHAFT
1.8 16V 103 kW	Man.	04.92	> 04.96			Front	MT3092 z.25 L.938 z.25	MT3093 z.25 L.606 z.25

## COLT VI

MODEL	GEARBOX	FROM	TO	CHASSIS	ABS	F/R	LEFT DRIVESHAFT	RIGHT DRIVESHAFT
1.3 70 kW	Man.	06.04	>			Front	MT3106 z.25 L.624 z.33	MT3107 z.33 L.916 z.25
	Aut.	06.04	>			Front	MT3106 z.25 L.624 z.33	MT3107 z.33 L.916 z.25
1.5 80 kW	Man.	06.04	>			Front	MT3106 z.25 L.624 z.33	MT3107 z.33 L.916 z.25
1.5 DI-D 50/70 kW	Man.	08.04	>			Front	MT3108 z.25 L.623 z.34	MT3109 z.34 L.911 z.25

## CORDIA (A21\_A)

MODEL	GEARBOX	FROM	TO	CHASSIS	ABS	F/R	LEFT DRIVESHAFT	RIGHT DRIVESHAFT
1.6 55 kW	Man.	10.82	> 12.86			Front	MT3003 z.25 L.929 z.25	MT3004 z.25 L.600 z.25
1.6 Turbo 84/85 kW	Man.	09.82	> 12.86			Front	MT3005 z.25 L.932 z.25	MT3006 z.25 L.588 z.25
1.8 66 kW	Man.	09.84	> 12.86			Front	MT3003 z.25 L.929 z.25	MT3004 z.25 L.600 z.25
1.8 Turbo 100 kW	Man.	10.84	> 12.86			Front	MT3005 z.25 L.932 z.25	MT3006 z.25 L.588 z.25

## ECLIPSE I (D2\_A)

MODEL	GEARBOX	FROM	TO	CHASSIS	ABS	F/R	LEFT DRIVESHAFT	RIGHT DRIVESHAFT
2.0 16V 110 kW	Man.	04.91	> 11.95			Front	MT3057 z.25 L.948 z.26	MT3058 z.24 L.608 z.25
2.0 16V 4X4 110 kW	Man.	04.91	> 11.95			Front	MT3057 z.25 L.948 z.26	MT3058 z.24 L.608 z.25
	Man.	04.91	> 11.95		teeth 43	Front	MT3082 z.25 z.26	MT3083 z.24 z.25

## GALANT III (E1\_A)



MODEL	GEARBOX	FROM	TO	CHASSIS	ABS	F/R	LEFT DRIVESHAFT	RIGHT DRIVESHAFT
1.6 55 kW	Man.	09.84	> 12.86			Front	MT3017 z.25 L.940 z.25	MT3018 z.25 L.616 z.25
1.8 60/66 kW	Man.	09.84	> 02.88			Front	MT3031 z.25 L.945 z.25	MT3032 z.25 L.605 z.25

# MITSUBISHI









## GALANT III (E1\_A)

MODEL	GEARBOX	FROM	TO	CHASSIS	ABS	F/R	LEFT DRIVESHAFT	RIGHT DRIVESHAFT
1.8 Td 60 kW	Man.	09.84	> 02.88			Front	MT3065 z.25 L.955 z.25	MT3066 z.25 L.605 z.25
	Aut.	09.84	> 02.88			Front	MT3065 z.25 L.955 z.25	MT3066 z.25 L.605 z.25
2.0 75 kW	Man.	09.84	> 02.88			Front	MT3047 z.25 L.943 z.25	MT3048 z.25 L.607 z.25
2.0 Turbo 110 kW	Man.	09.84	> 02.88			Front	MT3047 z.25 L.943 z.25	MT3012 z.25 L.608 z.25
2.0i 66 kW	Man.	10.86	> 02.88			Front	MT3047 z.25 L.943 z.25	MT3048 z.25 L.607 z.25



## GALANT IV (E3\_A)

MODEL	GEARBOX	FROM	TO	CHASSIS	ABS	F/R	LEFT DRIVESHAFT	RIGHT DRIVESHAFT
2.0 i16V 4x4 106 kW	Man.	10.89	> 07.91			Front	MT3090 z.25 L.962 	MT3091 z.25 

## GALANT IV HATCHBACK (E3\_A)

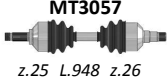

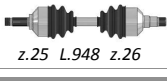

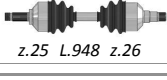
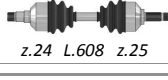


MODEL	GEARBOX	FROM	TO	CHASSIS	ABS	F/R	LEFT DRIVESHAFT	RIGHT DRIVESHAFT
1.8 63 kW	Aut.	03.89	> 08.90			Front	MT3037 z.25	MT3038 z.25
1.8 ie 16V 66 kW	Man.	01.90	> 08.90			Front	MT3094 z.25	MT3095 z.25
	Man.	09.90	> 10.92			Front	MT3057 z.25 L.948 z.26 	MT3058 z.24 L.608 z.25 
2.0 80 kW	Man.	03.88	> 03.93			Front	MT3057 z.25 L.948 z.26 	MT3058 z.24 L.608 z.25 
2.0 16V 106 kW	Man.	03.88	> 03.93			Front	MT3057 z.25 L.948 z.26 	MT3058 z.24 L.608 z.25 
2.0 4x4 80 kW	Man.	10.89	> 07.91			Front	MT3090 z.25 L.962 	MT3091 z.25 

## GALANT IV SEDAN (E3\_A)

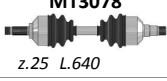
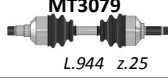


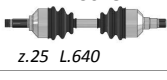

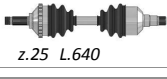





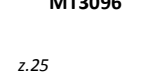
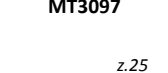
MODEL	GEARBOX	FROM	TO	CHASSIS	ABS	F/R	LEFT DRIVESHAFT	RIGHT DRIVESHAFT
1.6 55 kW	Man.	01.87	> 12.93			Front	MT3027 z.25 L.945 z.25	MT3028 z.25 L.605 z.25
1.8 63 kW	Aut.	03.88	> 08.90			Front	MT3037 z.25	MT3038 z.25
1.8 ie 16V 66 kW	Man.	01.90	> 08.90			Front	MT3094 z.25	MT3095 z.25
	Man.	09.90	> 10.92			Front	MT3057 z.25 L.948 z.26 	MT3058 z.24 L.608 z.25 

# mitsubishi





## GALANT IV SEDAN (E3\_A)

MODEL	GEARBOX	FROM	TO	CHASSIS	ABS	F/R	LEFT DRIVESHAFT	RIGHT DRIVESHAFT
1.8 Td 55 kW	Man.	06.88	> 03.93			Front	 z.25 L.948 z.26	 z.24 L.608 z.25
2.0 80 kW	Man.	03.88	> 03.93			Front	 z.25 L.948 z.26	 z.24 L.608 z.25
2.0 16V 106 kW	Man.	03.88	> 03.93			Front	 z.25 L.948 z.26	 z.24 L.608 z.25
2.0 4x4 80 kW	Man.	10.89	> 07.91			Front	 z.25 L.962	 z.25

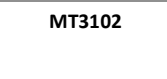

## GALANT V (E5\_A)

MODEL	GEARBOX	FROM	TO	CHASSIS	ABS	F/R	LEFT DRIVESHAFT	RIGHT DRIVESHAFT
2.0 101 kW	Man.	11.92	> 08.96			Front	 z.25 L.640	 L.944 z.25
	Man.	11.92	> 08.96		teeth 43	Front	 z.25 L.640	 L.944 z.25
2.0 4x4 101 kW	Man.	11.92	> 08.96			Front	 z.25 L.640	 L.944 z.25
	Man.	11.92	> 08.96		teeth 43	Front	 z.25 L.640	 L.944 z.25
2.0 TD 66 kW	Man.	11.92	> 08.96			Front	 z.25 L.640	 L.944 z.25
	Man.	11.92	> 08.96		teeth 43	Front	 z.25 L.640	 L.944 z.25
2.0 V6 24v 110 kW	Man.	11.92	> 08.96			Front	 z.25	 z.25



## L 200 (K\_\_T)

MODEL	GEARBOX	FROM	TO	CHASSIS	ABS	F/R	LEFT DRIVESHAFT	RIGHT DRIVESHAFT
2.4 97 kW	Man.	06.96	>			Front	 z.28 L.612 z.25	 L.534 z.28
2.5 TD 73 kW	Man.	06.96	>			Front	 z.28 L.612 z.25	 L.534 z.28

## L 200 PICK-UP

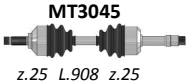

MODEL	GEARBOX	FROM	TO	CHASSIS	ABS	F/R	LEFT DRIVESHAFT	RIGHT DRIVESHAFT
2.6 4WD	Man.	01.83	> 12.89			Front	 z.25 L.908 z.25	 z.25 L.572 z.25

## LANCER I (A17\_)

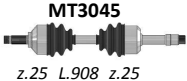

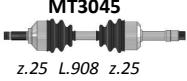

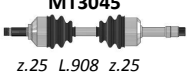

MODEL	GEARBOX	FROM	TO	CHASSIS	ABS	F/R	LEFT DRIVESHAFT	RIGHT DRIVESHAFT
1.4 50 kW	Man.	01.79	> 02.83			Front	 z.25 L.908 z.25	 z.25 L.572 z.25

# MITSUBISHI

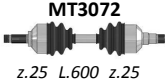



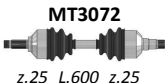





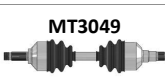








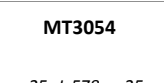
## LANCER I (A17\_)

MODEL	GEARBOX	FROM	TO	CHASSIS	ABS	F/R	LEFT DRIVESHAFT	RIGHT DRIVESHAFT
1.6 60/62 kW	Man.	09.79	> 02.83			Front	 z.25 L.908 z.25	 z.25 L.572 z.25





## LANCER II (A17\_)

MODEL	GEARBOX	FROM	TO	CHASSIS	ABS	F/R	LEFT DRIVESHAFT	RIGHT DRIVESHAFT
1.2 40 kW	Man.	02.83	> 03.84			Front	 z.25 L.908 z.25	 z.25 L.572 z.25
1.4 51 kW	Man.	03.83	> 03.84			Front	 z.25 L.908 z.25	 z.25 L.572 z.25
1.4 Turbo 77 kW	Man.	06.82	> 03.84			Front	 z.25 L.908 z.25	 z.25 L.572 z.25

## LANCER III (C1\_A)

MODEL	GEARBOX	FROM	TO	CHASSIS	ABS	F/R	LEFT DRIVESHAFT	RIGHT DRIVESHAFT
1.2 40 kW	Man.	04.84	> 08.86			Front	 z.25 L.600 z.25	 z.25 L.587 z.25
	Man.	09.86	> 08.88			Front	 z.25 L.923 z.25	 z.25 L.589 z.25
1.3 44 kW	Man.	04.84	> 08.86			Front	 z.25 L.600 z.25	 z.25 L.587 z.25
	Man.	09.86	> 08.88			Front	 z.25 L.923 z.25	 z.25 L.589 z.25
1.5 55 kW	Man.	03.84	> 08.86			Front	 z.25 L.600 z.25	 z.25 L.587 z.25
	Man.	09.86	> 03.89			Front	 z.25 L.923 z.25	 z.25 L.589 z.25
1.5 Cat. 51 kW	Man.	09.86	> 08.88			Front	 z.25 L.923 z.25	 z.25 L.589 z.25
1.6 Turbo 84/85 kW	Man.	04.84	> 08.88			Front	 z.25 L.908 z.25	 z.25 L.572 z.25
1.8 D 43 kW	Man.	04.84	> 08.86			Front	 z.25 L.923 z.25	 z.25 L.589 z.25
	Man.	09.86	> 08.88			Front	 z.25 L.907 z.25	 z.25 L.578 z.25

## LANCER III SW (C1\_V)

MODEL	GEARBOX	FROM	TO	CHASSIS	ABS	F/R	LEFT DRIVESHAFT	RIGHT DRIVESHAFT
1.5 55 kW	Man.	08.85	> 04.89			Front	 z.25 L.600 z.25	 z.25 L.587 z.25
1.5 Cat. 51 kW	Man.	09.86	> 03.91			Front	 z.25 L.600 z.25	 z.25 L.587 z.25

# mitsubishi

## LANCER III SW (C1\_V)

MODEL	GEARBOX	FROM	TO	CHASSIS	ABS	F/R	LEFT DRIVESHAFT	RIGHT DRIVESHAFT
1.5i 62 kW	Man.	08.88	> 03.91			Front	MT3019 z.25 L.917 z.25	MT3020 z.25 L.590 z.25
1.5i 12V 66 kW	Man.	09.90	> 08.92			Front	MT3019 z.25 L.917 z.25	MT3020 z.25 L.590 z.25
1.8 D 43 kW	Man.	08.85	> 08.92			Front	MT3021 z.25	MT3022 z.25

## LANCER IV HATCHBACK (C6\_A)

MODEL	GEARBOX	FROM	TO	CHASSIS	ABS	F/R	LEFT DRIVESHAFT	RIGHT DRIVESHAFT
1.3 12V 55 kW	Man.	04.93	> 04.94			Front	MT3039 z.25 L.923	MT3040 L.597 z.25
		note: MMC design - black						
	Man.	04.93	> 04.94			Front	MT3051 z.25 L.923 z.25	MT3052 z.25 L.597 z.25
		note: NTN design - green						
1.5 12V 66 kW	Man.	09.90	> 04.93			Front	MT3039 z.25 L.923	MT3040 L.597 z.25
		note: MMC design - black						
	Man.	09.90	> 04.93			Front	MT3051 z.25 L.923 z.25	MT3052 z.25 L.597 z.25
		note: NTN design - green						
1.5 8V 62 kW	Man.	08.89	> 08.90			Front	MT3039 z.25 L.923	MT3040 L.597 z.25
		note: MMC design - black						
	Man.	08.89	> 08.90			Front	MT3051 z.25 L.923 z.25	MT3052 z.25 L.597 z.25
		note: NTN design - green						
1.6 16V 83 kW	Man.	04.93	> 04.94			Front	MT3039 z.25 L.923	MT3040 L.597 z.25
		note: MMC design - black						
1.6i 16V 91 kW	Man.	04.88	> 08.90			Front	MT3067 z.25 L.937 z.25	MT3068 z.25 L.590 z.25
1.8 D 44 kW	Man.	09.88	> 03.93			Front	MT3074 z.25 L.912	MT3075 L.574 z.25

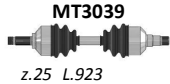
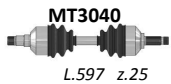
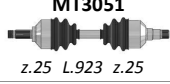
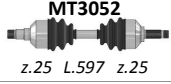
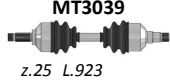
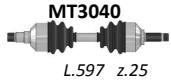
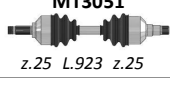
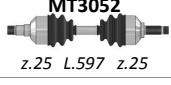
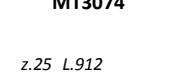
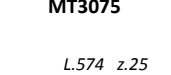
## LANCER IV SEDAN (C6\_A)

MODEL	GEARBOX	FROM	TO	CHASSIS	ABS	F/R	LEFT DRIVESHAFT	RIGHT DRIVESHAFT
1.3 51 kW	Man.	09.88	> 08.90			Front	MT3039 z.25 L.923	MT3040 L.597 z.25
		note: MMC design - green						
	Man.	09.88	> 08.90			Front	MT3051 z.25 L.923 z.25	MT3052 z.25 L.597 z.25
		note: NTN design - black						
1.3 12V 55 kW	Man.	09.90	> 02.92			Front	MT3039 z.25 L.923	MT3040 L.597 z.25
		note: MMC design - green						
	Man.	09.90	> 02.92			Front	MT3051 z.25 L.923 z.25	MT3052 z.25 L.597 z.25
		note: NTN design - black						

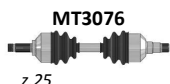







# mitsubishi


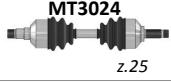
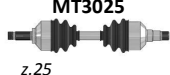

## LANCER IV SEDAN (C6\_A)

MODEL	GEARBOX	FROM	TO	CHASSIS	ABS	F/R	LEFT DRIVESHAFT	RIGHT DRIVESHAFT
1.5 12V 66 kW	Man.	09.90	> 02.92			Front	 z.25 L.923	 L.597 z.25
		note: MMC design - green						
	Man.	09.90	> 02.92			Front	 z.25 L.923 z.25	 z.25 L.597 z.25
		note: NTN design - black						
1.5 8V 62 kW	Man.	09.88	> 08.90			Front	 z.25 L.923	 L.597 z.25
		note: MMC design - green						
	Man.	09.88	> 08.90			Front	 z.25 L.923 z.25	 z.25 L.597 z.25
		note: NTN design - black						
1.8 D 44 kW	Man.	09.88	> 03.93			Front	 z.25 L.912	 L.574 z.25



## LANCER V SEDAN (CB\_A)

MODEL	GEARBOX	FROM	TO	CHASSIS	ABS	F/R	LEFT DRIVESHAFT	RIGHT DRIVESHAFT
1.3 12V 55 kW	Man.	04.93	> 01.96			Front	 z.25	 z.25
1.6 16V 83 kW	Man.	04.93	> 01.96			Front	 z.25	 z.25
2.0 D 50 kW	Man.	04.93	> 09.96			Front	 z.25	 z.25



## LANCER V SW (CB\_W)

MODEL	GEARBOX	FROM	TO	CHASSIS	ABS	F/R	LEFT DRIVESHAFT	RIGHT DRIVESHAFT
1.6 16V 83 kW	Man.	09.92	> 01.96			Front	 z.25	 z.25
2.0 D 50 kW	Man.	09.92	> 09.96			Front	 z.25	 z.25



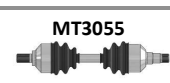
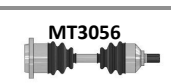
## MIRAGE (C1\_A)

MODEL	GEARBOX	FROM	TO	CHASSIS	ABS	F/R	LEFT DRIVESHAFT	RIGHT DRIVESHAFT
1.3 44 kW	Man.	01.83	> 08.88			Front	 z.25 L.916 z.23	 z.23 L.573 z.25

## MIRAGE (C53\_/C63\_)


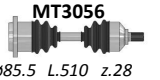
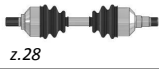


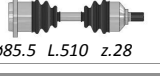

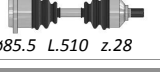






MODEL	GEARBOX	FROM	TO	CHASSIS	ABS	F/R	LEFT DRIVESHAFT	RIGHT DRIVESHAFT
1.6	Man.	09.88	> 07.90			Front	 z.25	 z.25

## PAJERO I (L04\_G)

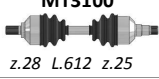
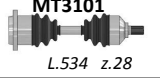




MODEL	GEARBOX	FROM	TO	CHASSIS	ABS	F/R	LEFT DRIVESHAFT	RIGHT DRIVESHAFT
2.0	Man.	01.86	> 07.91			Front	 z.28 L.588 z.28	 ø85.5 L.510 z.28
2.3 D 50/62 kW	Man.	09.86	> 12.89			Front	 z.28 L.588 z.28	 ø85.5 L.510 z.28

# MITSUBISHI


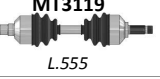


## PAJERO I (L04\_G)

MODEL	GEARBOX	FROM	TO	CHASSIS	ABS	F/R	LEFT DRIVESHAFT	RIGHT DRIVESHAFT
2.3 TD 50/62 kW	Man.	09.86	> 12.89			Front	 z.28 L.588 z.28	 ø85.5 L.510 z.28
2.3 TD 62 kW	Man.	12.82	> 04.86			Front	 z.28	 z.28
2.5 D 51 kW	Man.	06.86	> 12.89			Front	 z.28 L.588 z.28	 ø85.5 L.510 z.28
2.5 TD 62 kW	Man.	06.86	> 12.89			Front	 z.28 L.588 z.28	 ø85.5 L.510 z.28
2.6 76 kW	Man.	01.83	> 11.90			Front	 z.28	 z.28
3.0 V6 104 kW	Man.	09.86	> 12.89			Front	 z.28 L.588 z.28	 ø85.5 L.510 z.28
	Man.	11.88	> 11.90			Front	 z.28	 z.28





## PAJERO II (V2\_W/V4\_W)

MODEL	GEARBOX	FROM	TO	CHASSIS	ABS	F/R	LEFT DRIVESHAFT	RIGHT DRIVESHAFT
2.5 TD 73 kW	Man.	12.90	> 12.95			Front	 z.28 L.612 z.25	 L.534 z.28
	Man.	01.96	> 04.00			Front	 L.611	 L.534 z.28
3.0 V6 110/130 kW	Man.	12.90	> 12.95			Front	 z.28 L.612 z.25	 L.534 z.28

## PAJERO PININ (H6\_W,H7\_W)

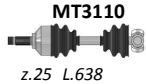
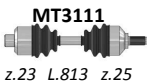
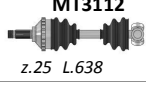
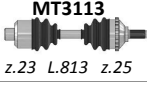
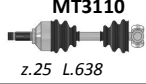




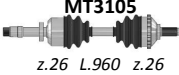
MODEL	GEARBOX	FROM	TO	CHASSIS	ABS	F/R	LEFT DRIVESHAFT	RIGHT DRIVESHAFT
1.8 GDI 88 kW	Man.	10.99	>			Front	 L.625	 L.555
2.0 GDI 95 kW	Man.	04.00	>			Front	 L.625	 L.555

## SPACE RUNNER I (N1\_W,N2\_W)


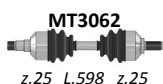



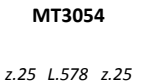
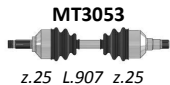
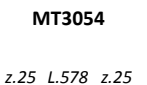
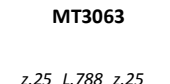
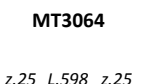
MODEL	GEARBOX	FROM	TO	CHASSIS	ABS	F/R	LEFT DRIVESHAFT	RIGHT DRIVESHAFT
1.8 16V 90 kW	Man.	10.91	> 08.99			Front	 z.25 L.948 z.26	 z.24 L.608 z.25
1.8 16V 4x4 90 kW	Man.	10.91	> 08.99			Front	 z.25 L.948 z.26	 z.24 L.608 z.25

# mitsubishi



## SPACESTAR (DG0)

MODEL	GEARBOX	FROM	TO	CHASSIS	ABS	F/R	LEFT DRIVESHAFT	RIGHT DRIVESHAFT
1.3 16v 60/61/63 kW	Man.	06.98	>			Front	 z.25 L.638	 z.23 L.813 z.25
	Man.	06.98	>		teeth 43	Front	 z.25 L.638	 z.23 L.813 z.25
1.6 16v 72 kW	Man.	01.01	>			Front	 z.25 L.638	 z.23 L.813 z.25
	Man.	01.01	>		teeth 43	Front	 z.25 L.638	 z.23 L.813 z.25
1.9 DI-D 75/85 kW	Man.	09.01	>		teeth 43	Front	 z.26 L.608 z.26	 z.26 L.960 z.26

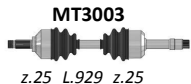
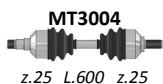


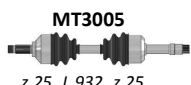
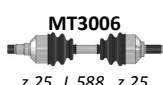
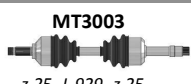
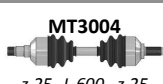

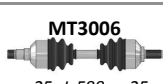
## SPACEWAGON I (DO\_W)

MODEL	GEARBOX	FROM	TO	CHASSIS	ABS	F/R	LEFT DRIVESHAFT	RIGHT DRIVESHAFT
1.8 66 kW	Man.	02.84	> 04.89			Front	 z.25 L.920 z.25	 z.25 L.598 z.25
1.8 Td 55 kW	Man.	02.84	> 07.85			Front	 z.25 L.921 z.25	 z.25 L.595 z.25
	Man.	08.85	> 04.91			Front	 z.25 L.907 z.25	 z.25 L.578 z.25
2.0 62 kW	Man.	10.86	> 05.88			Front	 z.25 L.907 z.25	 z.25 L.578 z.25
2.0 4X4 62 kW	Man.	01.86	> 12.91			Front	 z.25 L.788 z.25	 z.25 L.598 z.25

## SPACEWAGON II (N3\_W)

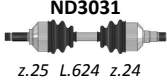


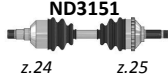
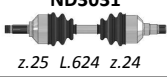

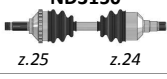

MODEL	GEARBOX	FROM	TO	CHASSIS	ABS	F/R	LEFT DRIVESHAFT	RIGHT DRIVESHAFT
2.0 4x4 98 kW	Man.	10.92	> 10.98			Front	 z.25 L.612 z.25	 z.26 L.561 z.25

## TREDIA (A21\_A)

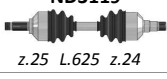
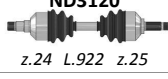
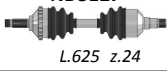

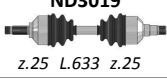
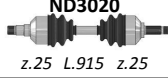

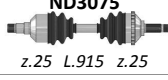

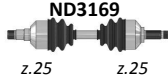
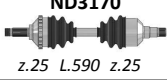
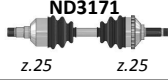
MODEL	GEARBOX	FROM	TO	CHASSIS	ABS	F/R	LEFT DRIVESHAFT	RIGHT DRIVESHAFT
1.4 52 kW	Man.	05.82	> 12.86			Front	 z.25 L.929 z.25	 z.25 L.600 z.25
1.6 55 kW	Man.	10.82	> 12.86			Front	 z.25 L.929 z.25	 z.25 L.600 z.25
1.6 Turbo 84/85 kW	Man.	09.82	> 05.85			Front	 z.25 L.932 z.25	 z.25 L.588 z.25
1.8 66 kW	Man.	09.84	> 12.86			Front	 z.25 L.929 z.25	 z.25 L.600 z.25
1.8 Turbo 100 kW	Man.	10.84	> 12.86			Front	 z.25 L.932 z.25	 z.25 L.588 z.25

# NISSAN-DATSUN



## 100 NX (B13)

MODEL	GEARBOX	FROM	TO	CHASSIS	ABS	F/R	LEFT DRIVESHAFT	RIGHT DRIVESHAFT
1.6 66 kW	Man.	03.90	> 10.94			Front	 z.25 L.624 z.24	 z.24 L.912 z.25
	Man.	03.90	> 10.94		teeth 42	Front	 z.25 z.24	 z.24 z.25
1.6 SR 75 kW	Man.	09.93	> 10.94			Front	 z.25 L.624 z.24	 z.24 L.912 z.25
	Man.	09.93	> 10.94		teeth 42	Front	 z.25 z.24	 z.24 z.25
2.0 GTI 105 kW	Man.	03.91	> 10.94			Front	<b>ND3125</b> L.621	<b>ND3126</b> L.908
	Man.	03.91	> 10.94		teeth 42	Front	<b>ND3174</b> L.621	<b>ND3175</b> L.908



## ALMERA I (N15)

MODEL	GEARBOX	FROM	TO	CHASSIS	ABS	F/R	LEFT DRIVESHAFT	RIGHT DRIVESHAFT
1.4i 55/64 kW	Man.	09.95	> 07.00			Front	 z.25 L.625 z.24	 z.24 L.922 z.25
	Man.	09.95	> 07.00		teeth 42	Front	 L.625 z.24	 L.922
1.6i 66/73 kW	Man.	09.95	> 07.00			Front	 z.25 L.633 z.25	 z.25 L.915 z.25
	Man.	09.95	> 07.00		teeth 42	Front	 z.25 L.633 z.25	 z.25 L.915 z.25
2.0 D 55 kW	Man.	07.95	> 03.00			Front	 z.25 L.590 z.25	 z.25 z.25
	Man.	07.95	> 03.00		teeth 42	Front	 z.25 L.590 z.25	 z.25 z.25
2.0 GTI 105 kW	Man.	07.96	> 03.00		teeth 42	Front	<b>ND3142</b> z.25	<b>ND3143</b> z.25



## ALMERA II (N16)

MODEL	GEARBOX	FROM	TO	CHASSIS	ABS	F/R	LEFT DRIVESHAFT	RIGHT DRIVESHAFT
1.5 66 kW	Man.	07.00	>		teeth 44	Front	 z.25 L.628 z.24	 z.24 L.911 z.25

## ALMERA TINO (V10)

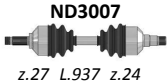
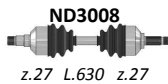
MODEL	GEARBOX	FROM	TO	CHASSIS	ABS	F/R	LEFT DRIVESHAFT	RIGHT DRIVESHAFT
2.2 Di 84 kW	Man.	08.00	>		teeth 44	Front	 z.27 L.628 z.27	 z.27 L.986 z.27

## BLUEBIRD (T12)

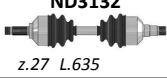
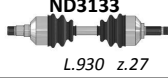

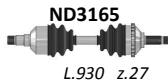
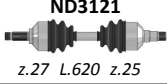
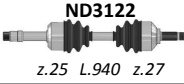
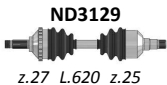
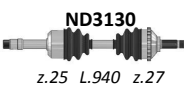
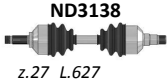
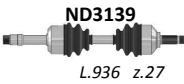


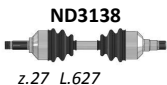
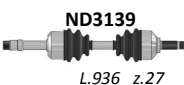





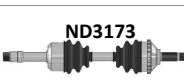
MODEL	GEARBOX	FROM	TO	CHASSIS	ABS	F/R	LEFT DRIVESHAFT	RIGHT DRIVESHAFT
2.0 75 kW	Man.	12.85	> 12.87			Front	 z.27 L.937 z.24	 z.27 L.630 z.27

# NISSAN-DATSUN

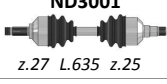
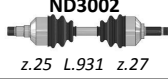


## BLUEBIRD (T12)

MODEL	GEARBOX	FROM	TO	CHASSIS	ABS	F/R	LEFT DRIVESHAFT	RIGHT DRIVESHAFT
2.0 D 43/49 kW	Man.	03.86	> 06.88			Front	 z.27 L.937 z.24	 z.27 L.630 z.27

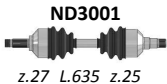
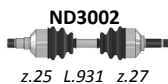


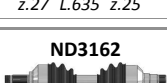

## BLUEBIRD (T12,T72)

MODEL	GEARBOX	FROM	TO	CHASSIS	ABS	F/R	LEFT DRIVESHAFT	RIGHT DRIVESHAFT
1.6 66 kW	Man.	06.88	> 06.91			Front	 z.27 L.635	 L.930 z.27
	<i>note: UK Assembled</i>							
	Man.	06.88	> 06.91		teeth 42	Front	 z.27 L.635	 L.930 z.27
	<i>note: UK Assembled</i>							
1.6 LX 61 kW	Man.	06.88	> 06.91			Front	 z.27 L.620 z.25	 z.25 L.940 z.27
	<i>note: UK Assembled</i>							
	Man.	06.88	> 06.91		teeth 42	Front	 z.27 L.620 z.25	 z.25 L.940 z.27
	<i>note: UK Assembled</i>							
1.8 95 kW	Man.	02.89	> 12.90			Front	 z.27 L.627	 L.936 z.27
	<i>note: UK Assembled</i>							
	Man.	02.89	> 12.90		teeth 42	Front	 z.27 L.627	 L.936 z.27
	<i>note: UK Assembled</i>							
2.0 85 kW	Man.	12.85	> 12.90			Front	 z.27 L.627	 L.936 z.27
	<i>note: UK Assembled</i>							
	Man.	12.85	> 12.90		teeth 42	Front	 z.27 L.627	 L.936 z.27
	<i>note: UK Assembled</i>							
2.0 D 49 kW	Man.	03.86	> 04.90			Front	 z.27 L.620 z.27	 z.27 L.945 z.27
	<i>note: UK Assembled</i>							
	Man.	03.86	> 04.90		teeth 42	Front	 z.27 L.620 z.27	 z.27 L.935 z.27
	<i>note: UK Assembled</i>							

## BLUEBIRD (T72)


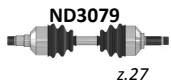
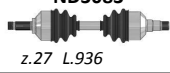

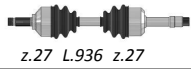

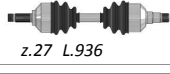
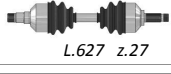


MODEL	GEARBOX	FROM	TO	CHASSIS	ABS	F/R	LEFT DRIVESHAFT	RIGHT DRIVESHAFT
2.0 85 kW	Man.	05.88	> 09.90			Front	 z.27 L.635 z.25	 z.25 L.931 z.27
2.0 D 49 kW	Man.	06.88	> 09.90			Front	 z.27 L.948 z.27	 z.27 L.610 z.27

## BLUEBIRD I (U11)

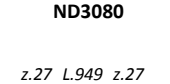
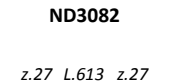
MODEL	GEARBOX	FROM	TO	CHASSIS	ABS	F/R	LEFT DRIVESHAFT	RIGHT DRIVESHAFT
1.6 60/66 kW	Man.	04.84	> 06.88			Front	 z.27 L.635 z.25	 z.25 L.931 z.27
1.8 66 kW	Man.	01.84	> 12.86			Front	 z.27 L.635 z.25	 z.25 L.931 z.27
1.8 TD	Man.	04.84	> 12.86			Front	 z.27 L.630	 L.935 z.27

# NISSAN-DATSUN

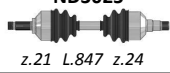
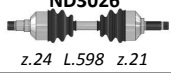
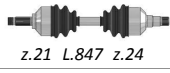

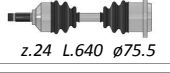
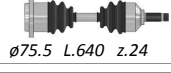
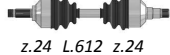

## BLUEBIRD I (U11)

MODEL	GEARBOX	FROM	TO	CHASSIS	ABS	F/R	LEFT DRIVESHAFT	RIGHT DRIVESHAFT
1.8 Turbo 88 kW	Man.	01.83	> 12.87			Front	 z.27	 z.27
1.8i 16V 95 kW	Man.	03.86	> 04.90			Front	 z.27 L.936	 L.627 z.27
2.0 68/75 kW	Man.	04.84	> 02.86			Front	 z.27 L.936 z.27	 z.27 L.627 z.27
2.0 75 kW	Man.	04.86	> 09.90			Front	 z.27 L.936	 L.627 z.27
2.0 D 49 kW	Man.	03.86	> 12.90			Front	 z.27 L.948 z.27	 z.27 L.613 z.27



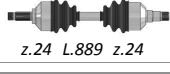



## BLUEBIRD I SW (U11)

MODEL	GEARBOX	FROM	TO	CHASSIS	ABS	F/R	LEFT DRIVESHAFT	RIGHT DRIVESHAFT
2.0 D 43 kW	Man.	04.84	> 02.86			Front	 z.27 L.949 z.27	 z.27 L.613 z.27



## CHERRY III (N10)

MODEL	GEARBOX	FROM	TO	CHASSIS	ABS	F/R	LEFT DRIVESHAFT	RIGHT DRIVESHAFT
1.0 33 kW	Man.	08.81	> 12.83			Front	 z.21 L.847 z.24	 z.24 L.598 z.21
1.3 44 kW	Man.	08.81	> 12.83			Front	 z.21 L.847 z.24	 z.24 L.598 z.21
1.4ie 59 kW	Man.	02.79	> 12.81			Front	 z.24 L.640 ø75.5	 ø75.5 L.640 z.24
1.5 51 kW	Man.	08.81	> 12.82			Front	 z.24 L.612 z.24	 z.24 L.616 z.24

## CHERRY IV (N12)

MODEL	GEARBOX	FROM	TO	CHASSIS	ABS	F/R	LEFT DRIVESHAFT	RIGHT DRIVESHAFT
1.3 44 kW	Man.	05.82	> 08.86			Front	 z.21 L.882 z.24	 z.24 L.602 z.21
1.5 56 kW	Man.	01.83	> 12.86			Front	 z.24 L.889 z.24	 z.24 L.607 z.24
1.7 D 41 kW	Man.	01.84	> 12.86			Front	 z.24 L.930 z.24	 z.24 L.575 z.24

## KING CAB (D21)

MODEL	GEARBOX	FROM	TO	CHASSIS	ABS	F/R	LEFT DRIVESHAFT	RIGHT DRIVESHAFT
2.5 D 4WD 55/59 kW	Man.	03.86	> 02.98			Front	 z.27 L.520 z.27	 z.27 L.520 z.27

# NISSAN-DATSUN

## MAXIMA (J30)

MODEL	GEARBOX	FROM	TO	CHASSIS	ABS	F/R	LEFT DRIVESHAFT	RIGHT DRIVESHAFT
3.0 i 125 kW	Man.	10.88	> 06.94			Front	ND3156 z.27 L.619	ND3157 L.925 z.27

## MICRA (K10)

MODEL	GEARBOX	FROM	TO	CHASSIS	ABS	F/R	LEFT DRIVESHAFT	RIGHT DRIVESHAFT
1.0 37/40 kW	Man.	02.83	> 05.92			Front	ND3021 z.21 L.609 z.21	ND3022 z.21 L.828 z.21
	Man.	06.89	> 09.92			Front	ND3034 z.23 L.610 z.21	ND3035 z.21 L.821 z.23
	Aut.	02.83	> 12.90			Front	ND3036 z.21 L.843 z.24	ND3037 z.24 L.599 z.21
1.2 40/44 kW	Man.	06.89	> 09.92			Front	ND3034 z.23 L.610 z.21	ND3035 z.21 L.821 z.23

## MICRA (K11)

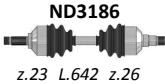
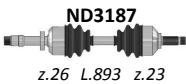
MODEL	GEARBOX	FROM	TO	CHASSIS	ABS	F/R	LEFT DRIVESHAFT	RIGHT DRIVESHAFT
1.0 i 16V 40 kW	Man.	10.92	>			Front	ND3087 z.23 L.608 z.21	ND3088 z.21 L.825 z.23
	Man.	10.92	>		teeth 42	Front	ND3089 L.608 z.21	ND3090 z.21 L.825
	Aut.	10.92	>			Front	ND3194 z.23 L.595 z.24	ND3195 z.24 L.838 z.23
	Aut.	10.92	>		teeth 42	Front	ND3196 L.595 z.24	ND3197 z.24 L.838
1.3 i 16V 55 kW	Man.	10.92	>			Front	ND3038 z.23 L.595 z.24	ND3039 z.24 L.840 z.23
	Man.	10.92	>		teeth 42	Front	ND3085 z.23 L.594 z.24	ND3086 z.24 L.840 z.23
1.5 D 42 kW	Man.	02.98	> 02.03			Front	ND3180 z.23 L.630 z.22	ND3181 z.22 L.818 z.23
	Man.	02.98	> 02.03		teeth 42	Front	ND3182 z.23 L.630 z.22	ND3183 z.22 L.818 z.23

## MICRA (K12)

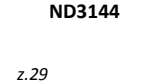
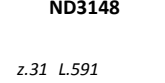
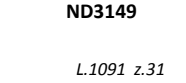




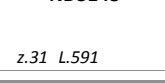
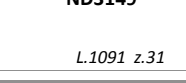
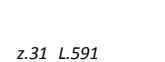
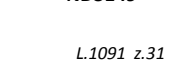
MODEL	GEARBOX	FROM	TO	CHASSIS	ABS	F/R	LEFT DRIVESHAFT	RIGHT DRIVESHAFT
1.0 16v 48 kW	Man.	01.03	>			Front	ND3188 z.23 L.646 z.26	ND3189 z.26 L.886 z.23
1.2 16V 48/59 kW	Man.	01.03	>			Front	ND3188 z.23 L.646 z.26	ND3189 z.26 L.886 z.23
1.4 16v 65 kW	Man.	01.03	>			Front	ND3188 z.23 L.646 z.26	ND3189 z.26 L.886 z.23

# NISSAN-DATSUN

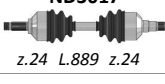


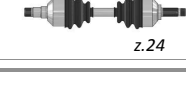
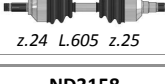
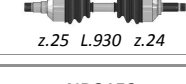




## MICRA (K12)

MODEL	GEARBOX	FROM	TO	CHASSIS	ABS	F/R	LEFT DRIVESHAFT	RIGHT DRIVESHAFT
1.5 dCi 48/50 kW	Man.	01.03	>			Front	 z.23 L.642 z.26	 z.26 L.893 z.23



## PATROL

MODEL	GEARBOX	FROM	TO	CHASSIS	ABS	F/R	LEFT DRIVESHAFT	RIGHT DRIVESHAFT
2.8 88 kW	Man.	07.80	> 08.88			Front	 z.29	 z.29
2.8 TD 85 kW	Man.	06.89	> 08.97			Front	 z.31 L.591	 L.1091 z.31
3.2 TD 81 kW	Man.	07.83	> 08.88			Front	 z.29	 z.29
3.3 D 70 kW	Man.	01.85	> 01.89			Front	 z.29	 z.29
4.2 Cat. 121 kW	Man.	01.92	> 06.97			Front	 z.31 L.591	 L.1091 z.31
4.2 D 85 kW	Man.	01.92	> 06.97			Front	 z.31 L.591	 L.1091 z.31

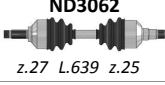
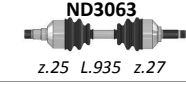
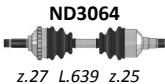
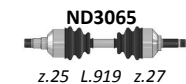
## PRAIRIE (M10)

MODEL	GEARBOX	FROM	TO	CHASSIS	ABS	F/R	LEFT DRIVESHAFT	RIGHT DRIVESHAFT
1.5 55 kW	Man.	01.84	> 03.85			Front	 z.24 L.889 z.24	 z.24 L.607 z.24
	Man.	04.85	> 12.87			Front	 z.24	 z.24
1.8 65 kW	Man.	03.89	>			Front	 z.24 L.605 z.25	 z.25 L.930 z.24
1.8 66 kW	Man.	05.85	> 10.87			Front	 z.24	 z.24
2.0 4x4 68 kW	Man.	06.86	> 09.88			Front	 z.27	 z.27

## PRAIRIE (M11)

MODEL	GEARBOX	FROM	TO	CHASSIS	ABS	F/R	LEFT DRIVESHAFT	RIGHT DRIVESHAFT
2.0 72 kW	Man.	10.88	> 04.92			Front	 z.27 L.623 z.27	 z.27 L.935 z.27


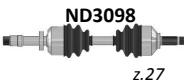

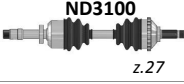
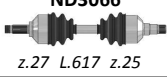
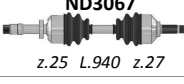
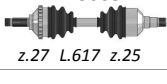
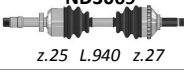



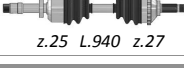








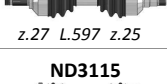


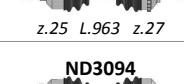

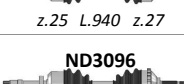




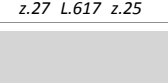
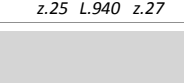
## PRIMERA (P10)

MODEL	GEARBOX	FROM	TO	CHASSIS	ABS	F/R	LEFT DRIVESHAFT	RIGHT DRIVESHAFT
1.6 66/75 kW	Man.	10.90	> 01.96			Front	 z.27 L.639 z.25	 z.25 L.935 z.27
	Man.	10.90	> 01.96		teeth 42	Front	 z.27 L.639 z.25	 z.25 L.919 z.27

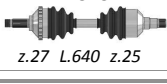
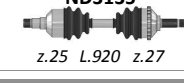




# NISSAN-DATSUN

## PRIMERA (P10)

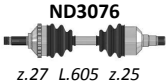
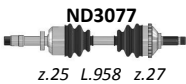
MODEL	GEARBOX	FROM	TO	CHASSIS	ABS	F/R	LEFT DRIVESHAFT	RIGHT DRIVESHAFT
2.0 92 kW	Man.	01.95	> 06.96			Front	 z.27	 z.27
	Man.	01.95	> 06.96		teeth 42	Front	 z.27	 z.27
2.0 16V 85 kW	Man.	10.90	> 01.96			Front	 z.27 L.617 z.25	 z.25 L.940 z.27
	Man.	10.90	> 01.96		teeth 42	Front	 z.27 L.617 z.25	 z.25 L.940 z.27
	Aut.	10.90	> 01.96			Front	 z.27 L.617 z.25	 z.25 L.940 z.27
	Aut.	10.90	> 01.96		teeth 42	Front	 z.27 L.617 z.25	 z.25 L.940 z.27
2.0 16V 4X4 85 kW	Man.	04.91	> 06.96			Front	 z.27 L.617 z.25	 z.25 L.940 z.27
	Man.	04.91	> 06.96		teeth 42	Front	 z.27 L.617 z.25	 z.25 L.940 z.27
2.0 4X4 85 kW	Aut.	04.91	> 06.96			Front	 z.27 L.617 z.25	 z.25 L.940 z.27
	Aut.	04.91	> 06.96		teeth 42	Front	 z.27 L.617 z.25	 z.25 L.940 z.27
2.0 D 55 kW	Man.	06.90	> 01.96			Front	 z.27 L.597 z.25	 z.25 L.963 z.27
	Man.	06.90	> 01.96		teeth 42	Front	 z.27 L.597 z.25	 z.25 L.963 z.27
	Aut.	09.90	> 01.96			Front	 z.27 L.617 z.25	 z.25 L.940 z.27
	Aut.	09.90	> 01.96		teeth 42	Front	 z.27 L.617 z.25	 z.25 L.940 z.27
2.0 GT 110 kW	Man.	10.90	> 01.96			Front	 z.27 L.617 z.25	 z.25 L.940 z.27
	Man.	10.90	> 01.96		teeth 42	Front	 z.27 L.617 z.25	 z.25 L.940 z.27

## PRIMERA (P11/W11)

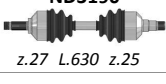
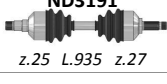
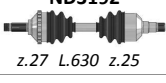
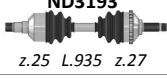
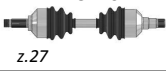



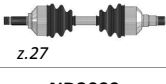



MODEL	GEARBOX	FROM	TO	CHASSIS	ABS	F/R	LEFT DRIVESHAFT	RIGHT DRIVESHAFT
1.6 16V 66/73 kW	Man.	09.96	>		teeth 44	Front	 z.27 L.640 z.25	 z.25 L.920 z.27
2.0 16V 85/96 kW	Man.	09.96	>		teeth 44	Front	 z.27 L.620 z.25	 z.25 L.940 z.27

# NISSAN-DATSUN

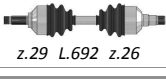
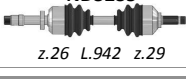
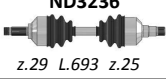
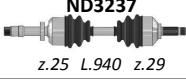
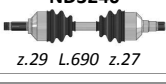
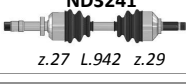

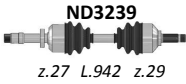

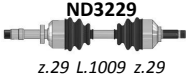
## PRIMERA (P11/W11)

MODEL	GEARBOX	FROM	TO	CHASSIS	ABS	F/R	LEFT DRIVESHAFT	RIGHT DRIVESHAFT
2.0 TD 66 kW	Man.	09.96	>		teeth 44	Front	 ND3076 z.27 L.605 z.25	 ND3077 z.25 L.958 z.27

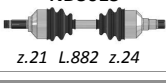
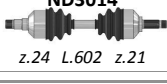
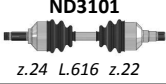
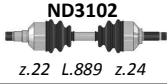
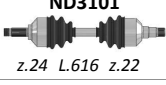
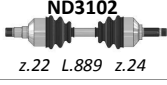


## PRIMERA WAGON (W10)

MODEL	GEARBOX	FROM	TO	CHASSIS	ABS	F/R	LEFT DRIVESHAFT	RIGHT DRIVESHAFT
1.6 66/75 kW	Man.	10.90	> 01.96			Front	 ND3190 z.27 L.630 z.25	 ND3191 z.25 L.935 z.27
	Man.	10.90	> 01.96		teeth 42	Front	 ND3192 z.27 L.630 z.25	 ND3193 z.25 L.935 z.27
2.0 D 55 kW	Man.	04.91	> 01.96			Front	 ND3176 z.27	 ND3177 z.27
	Man.	04.91	> 01.96		teeth 42	Front	 ND3178 z.27	 ND3179 z.27
2.0 i 16V 85 kW	Man.	04.91	> 06.96			Front	 ND3097 z.27	 ND3098 z.27
	Man.	04.91	> 06.96		teeth 42	Front	 ND3099 z.27	 ND3100 z.27

## QASHQAI (J10, JJ10)

MODEL	GEARBOX	FROM	TO	CHASSIS	ABS	F/R	LEFT DRIVESHAFT	RIGHT DRIVESHAFT
1.5 dCi 76/78 kW	Man.	02.07	>			Front	 ND3234 z.29 L.692 z.26	 ND3235 z.26 L.942 z.29
1.6 84 kW	Aut. MCVT	02.07	>			Front	 ND3236 z.29 L.693 z.25	 ND3237 z.25 L.940 z.29
2.0 4WD 104 kW	Aut. MCVT	02.07	>			Front	 ND3240 z.29 L.690 z.27	 ND3241 z.27 L.942 z.29
2.0 Aut 104 kW	Aut. MCVT	02.07	>			Front	 ND3238	 ND3239 z.27 L.942 z.29
2.0 dCi 4WD 110 kW	Man. 6 Speed	02.07	>			Front	 ND3233 z.29 L.612 z.29	 ND3229 z.29 L.1009 z.29

## SENTRA I (B11\_)

MODEL	GEARBOX	FROM	TO	CHASSIS	ABS	F/R	LEFT DRIVESHAFT	RIGHT DRIVESHAFT
1.3 44 kW	Man.	05.82	> 07.86			Front	 ND3013 z.21 L.882 z.24	 ND3014 z.24 L.602 z.21
1.5 51 kW	Man.	05.82	> 07.86			Front	 ND3101 z.24 L.616 z.22	 ND3102 z.22 L.889 z.24
1.6 62 kW	Man.	08.82	> 12.86			Front	 ND3101 z.24 L.616 z.22	 ND3102 z.22 L.889 z.24
1.7 D 40 kW	Man.	04.82	> 07.86			Front	 ND3101 z.24 L.616 z.22	 ND3102 z.22 L.889 z.24

# NISSAN-DATSUN

## SENTRA II (B12\_)

MODEL	GEARBOX	FROM	TO	CHASSIS	ABS	F/R	LEFT DRIVESHAFT	RIGHT DRIVESHAFT
1.6	Man.	08.86	> 12.90			Front	ND3103 z.25 L.627 z.24	ND3104 z.24 L.889 z.25



## SENTRA III (B13\_)

MODEL	GEARBOX	FROM	TO	CHASSIS	ABS	F/R	LEFT DRIVESHAFT	RIGHT DRIVESHAFT
1.4 4x4	Man.	10.90	>			Front	ND3109 z.25	ND3110 z.25
	Man.	10.90	>		teeth 42	Front	ND3111 z.25	ND3112 z.25
1.5 4x4	Man.	01.91	>			Front	ND3109 z.25	ND3110 z.25
	Man.	01.91	>		teeth 42	Front	ND3111 z.25	ND3112 z.25
1.6	Man.	01.91	>			Front	ND3109 z.25	ND3110 z.25
	Man.	01.91	>		teeth 42	Front	ND3111 z.25	ND3112 z.25
1.7 D 4x4	Man.	01.91	>			Front	ND3109 z.25	ND3110 z.25
	Man.	01.91	>		teeth 42	Front	ND3111 z.25	ND3112 z.25
1.8 4x4	Man.	01.91	>			Front	ND3109 z.25	ND3110 z.25
	Man.	01.91	>		teeth 42	Front	ND3111 z.25	ND3112 z.25
2.0	Man.	01.91	>			Front	ND3109 z.25	ND3110 z.25
	Man.	01.91	>		teeth 42	Front	ND3111 z.25	ND3112 z.25

## SENTRA IV (\_N14)

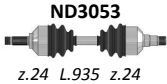
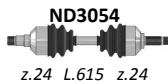
MODEL	GEARBOX	FROM	TO	CHASSIS	ABS	F/R	LEFT DRIVESHAFT	RIGHT DRIVESHAFT
1.5	Man.	04.95	>			Front	ND3105 z.25	ND3106 z.25
1.6	Man.	04.95	>			Front	ND3105 z.25	ND3106 z.25

## STANZA (T11)

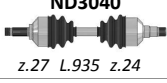

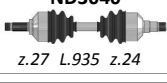
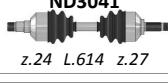

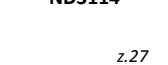
MODEL	GEARBOX	FROM	TO	CHASSIS	ABS	F/R	LEFT DRIVESHAFT	RIGHT DRIVESHAFT
1.6 60 kW	Man.	08.81	> 12.85			Front	ND3053  z.24 L.935 z.24	ND3054  z.24 L.615 z.24

# NISSAN-DATSUN

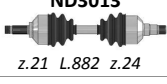
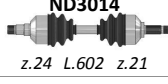
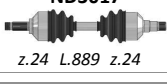
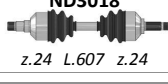


## STANZA (T11)

MODEL	GEARBOX	FROM	TO	CHASSIS	ABS	F/R	LEFT DRIVESHAFT	RIGHT DRIVESHAFT
1.8 65/66 kW	Man.	08.81	> 12.85			Front	 z.24 L.935 z.24	 z.24 L.615 z.24

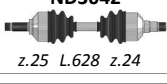
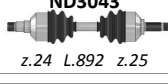
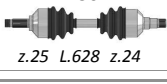
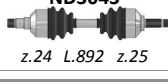
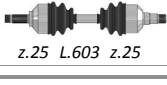
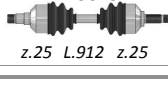
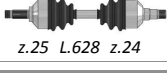
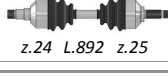

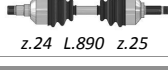




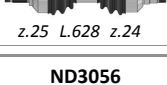
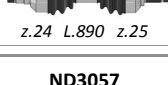


## STANZA (T12)

MODEL	GEARBOX	FROM	TO	CHASSIS	ABS	F/R	LEFT DRIVESHAFT	RIGHT DRIVESHAFT
1.6 61 kW	Man.	01.85	> 12.88			Front	 z.27 L.935 z.24	 z.24 L.614 z.27
1.8 65 kW	Man.	01.85	> 12.88			Front	 z.27 L.935 z.24	 z.24 L.614 z.27
1.8 Turbo	Man.	01.85	> 12.88			Front	 z.27	 z.27

## SUNNY I (B11)

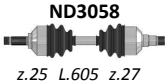
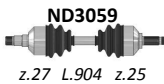
MODEL	GEARBOX	FROM	TO	CHASSIS	ABS	F/R	LEFT DRIVESHAFT	RIGHT DRIVESHAFT
1.3 44 kW	Man.	03.82	> 09.87			Front	 z.21 L.882 z.24	 z.24 L.602 z.21
1.5 55 kW	Man.-Aut.	05.82	> 07.86			Front	 z.24 L.889 z.24	 z.24 L.607 z.24
1.7 D 40 kW	Man.-Aut.	03.82	> 10.86			Front	 z.24 L.930 z.24	 z.24 L.575 z.24

## SUNNY II (B12/N13)



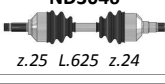
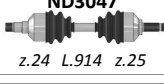

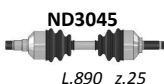



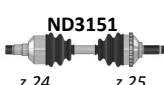


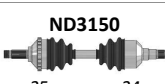



MODEL	GEARBOX	FROM	TO	CHASSIS	ABS	F/R	LEFT DRIVESHAFT	RIGHT DRIVESHAFT
1.3 44 kW	Man.	09.86	> 10.91			Front	 z.25 L.628 z.24	 z.24 L.892 z.25
1.4 55 kW	Man.	02.89	> 12.90			Front	 z.25 L.628 z.24	 z.24 L.892 z.25
1.5 51 kW	Man.	08.86	> 12.90			Front	 z.25 L.603 z.25	 z.25 L.912 z.25
1.6 54/66 kW	Aut.	09.86	> 12.90			Front	 z.25 L.628 z.24	 z.24 L.892 z.25
1.6 62 kW	Man.	09.86	> 12.90			Front	 z.25 L.628 z.24	 z.24 L.890 z.25
1.6 4X4 54/66 kW	Man.	06.86	> 10.90			Front	 z.25 L.626 z.25	 z.25 L.890 z.25
1.6 GTI 81 kW	Man.	02.87	> 12.91			Front	 z.25 L.603 z.25	 z.25 L.912 z.25
1.6 i 54/66 kW	Man.	09.86	> 12.90			Front	 z.25 L.628 z.24	 z.24 L.890 z.25
1.7 D 40 kW	Man.	04.87	> 12.90			Front	 z.25 L.587 z.24	 z.24 L.930 z.25

# NISSAN-DATSUN



## SUNNY II (B12/N13)

MODEL	GEARBOX	FROM	TO	CHASSIS	ABS	F/R	LEFT DRIVESHAFT	RIGHT DRIVESHAFT
1.8 GTI 92/95 kW	Man.	01.89	> 06.91			Front	 z.25 L.605 z.27	 z.27 L.904 z.25



## SUNNY III (B13/N14/Y10)

MODEL	GEARBOX	FROM	TO	CHASSIS	ABS	F/R	LEFT DRIVESHAFT	RIGHT DRIVESHAFT
1.4 16V 55 kW	Man.	01.91	> 07.93			Front	 z.25 L.610	 L.890 z.25
	Man.	08.93	> 06.94			Front	 z.25 L.625 z.24	 z.24 L.914 z.25
1.5	Man.	01.91	>			Front	 z.25 L.610	 L.890 z.25
1.6 66/75 kW	Man.	01.91	> 12.95			Front	 z.25 L.624 z.24	 z.24 L.912 z.25
	Man.	01.91	> 12.95		teeth 42	Front	 z.25 z.24	 z.24 z.25
1.6 4X4 66 kW	Man.	10.92	>			Front	 z.25 L.624 z.24	 z.24 L.912 z.25
	Man.	10.92	>		teeth 42	Front	 z.25 z.24	 z.24 z.25
2.0 D 55 kW	Man.	01.91	>			Front	 z.25 L.583 z.25	 z.25 L.955 z.25

## TERRANO (WD21)

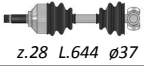

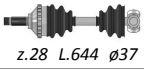





MODEL	GEARBOX	FROM	TO	CHASSIS	ABS	F/R	LEFT DRIVESHAFT	RIGHT DRIVESHAFT
2.4 i 4WD 76 kW	Man.	10.87	> 02.93			Front	 z.27 L.521	 L.521 z.27

## X-TRAIL II (T31)









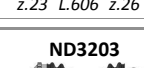
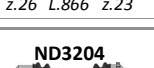
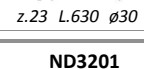
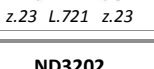
MODEL	GEARBOX	FROM	TO	CHASSIS	ABS	F/R	LEFT DRIVESHAFT	RIGHT DRIVESHAFT
2.0 dCi 127 kW	Aut.	06.07	>			Front	 z.29 L.649 z.29	 z.29 L.1009 z.29

# NISSAN-DATSUN LCV

## INTERSTAR

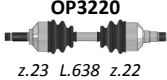



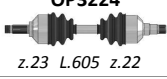

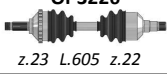


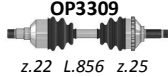
MODEL	GEARBOX	FROM	TO	CHASSIS	ABS	F/R	LEFT DRIVESHAFT	RIGHT DRIVESHAFT
1.9 dCi 60 kW	Man. PF1	07.02	>			Front	 z.28 L.644 ø37	 z.39 L.1154 z.28
	Man. PF1	07.02	>		teeth 51	Front	 z.28 L.644 ø37	 z.39 L.1154 z.28
2.5 dCi 73/84 kW	Man. PK5	07.02	>		teeth 51	Front	 z.28 L.664 ø37	 z.39 L.1142 z.28
2.5 dCi 88 kW	Man. PF6	08.06	>		teeth 51	Front	 z.28 L.701 z.39	 z.39 L.1116 z.28

## KUBISTAR (X76)


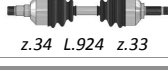

MODEL	GEARBOX	FROM	TO	CHASSIS	ABS	F/R	LEFT DRIVESHAFT	RIGHT DRIVESHAFT
1.2 44 kW	Man.	08.03	>		teeth 44	Front	 z.21 L.630 ø30	 z.23 L.725 z.21
1.2 16v 55 kW	Man.	04.06	>		teeth 44	Front	 z.21 L.630 ø30	 z.23 L.725 z.21
1.5 dCi 42/45/48 kW	Man.	08.03	>		teeth 44	Front	 z.21 L.630 ø30	 z.23 L.725 z.21
1.5 dCi 50 kW	Man.	04.06	>		teeth 44	Front	 z.23 L.606 z.26	 z.26 L.866 z.23
1.5 dCi 60/62 kW	Man.	08.03	>		teeth 44	Front	 z.23 L.630 ø30	 z.23 L.721 z.23
1.6 16v 70 kW	Man.	08.03	>		teeth 44	Front	 z.21 L.630 ø30	 z.23 L.725 z.21

# OPEL

## AGILA A (H00)


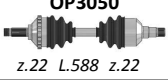

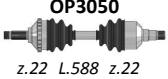















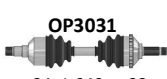
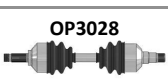





MODEL	GEARBOX	FROM	TO	CHASSIS	ABS	F/R	LEFT DRIVESHAFT	RIGHT DRIVESHAFT
1.0 12V 43 kW	Man.	09.00	>			Front	 z.23 L.638 z.22	 z.22 L.825 z.23
	Man.	09.00	>		teeth 43	Front	 z.23 L.638 z.22	 z.22 L.825 z.23
1.2 16V 55 kW	Man.	09.00	>			Front	 z.23 L.605 z.22	 z.22 L.854 z.23
	Man.	09.00	>		teeth 43	Front	 z.23 L.605 z.22	 z.22 L.854 z.23
1.3 CDTi 51 kW	Man.	08.03	>		teeth 43	Front	 z.25 L.598 z.22	 z.22 L.856 z.25

## ASCONA C

MODEL	GEARBOX	FROM	TO	CHASSIS	ABS	F/R	LEFT DRIVESHAFT	RIGHT DRIVESHAFT
1.3 N 44 kW	Man. F13	01.81	> 10.88			Front	 z.22 L.575 z.22	 z.22 L.917 z.22
1.3 S 55 kW	Man. F13	01.81	> 10.88			Front	 z.22 L.575 z.22	 z.22 L.917 z.22
1.6 55/60 kW	Man. F13	01.81	> 10.88			Front	 z.22 L.575 z.22	 z.22 L.917 z.22
1.6 66/60 kW	Aut.	08.81	> 10.88			Front	 z.33 L.532 z.34	 z.34 L.630 z.33
1.6 D 40 kW	Man. F16/F20	03.82	> 08.88			Front	 z.33 L.585 z.34	 z.34 L.924 z.33
1.6 i 55 kW	Man. F13	01.81	> 10.88			Front	 z.22 L.575 z.22	 z.22 L.917 z.22
1.6 S 60/66 kW	Man. F16/F20	08.81	> 06.86	> E137585		Front	 z.33 L.585 z.34	 z.34 L.924 z.33
1.8 62/74/85 kW	Man. F16/F20	08.81	> 08.88			Front	 z.33 L.585 z.34	 z.34 L.924 z.33
1.8 62/74 kW	Aut.	08.81	> 10.88			Front	 z.33 L.532 z.34	 z.34 L.630 z.33
2.0 66 kW	Aut.	08.81	> 10.88			Front	 z.33 L.532 z.34	 z.34 L.630 z.33
2.0 i 74/85 kW	Man. F16/F20	09.86	> 08.88			Front	 z.33 L.585 z.34	 z.34 L.924 z.33
2.0 i GT 95 kW	Man. F16/F20	03.87	> 08.88			Front	 z.33 L.585 z.34	 z.34 L.924 z.33

# OPEL

## ASTRA F (56\_,57\_)

MODEL	GEARBOX	FROM	TO	CHASSIS	ABS	F/R	LEFT DRIVESHAFT	RIGHT DRIVESHAFT
1.4 i 44/60 kW	Man. F10/F13	08.91	> 01.93			Front	 z.22 L.588 z.22	 z.22 L.928 z.22
	Man. F10/F13	08.91	> 01.93		teeth 29	Front	 z.22 L.588 z.22	 z.22 L.928 z.22
1.4 i 16V 66 kW	Man. F10/F13	08.91	> 01.01			Front	 z.22 L.588 z.22	 z.22 L.928 z.22
	Man. F10/F13	08.91	> 01.01		teeth 29	Front	 z.22 L.588 z.22	 z.22 L.928 z.22
1.6 i 16V 55/74 kW	Man. F10/F13	08.91	> 01.93			Front	 z.22 L.588 z.22	 z.22 L.928 z.22
	Man. F10/F13	08.91	> 01.93		teeth 29	Front	 z.22 L.588 z.22	 z.22 L.928 z.22
1.7 D 42/44 kW	Man. F13	08.91	> 12.93			Front	 z.33 L.592 z.22	 z.22 L.950 z.33
	Man. F13	08.91	> 12.93		teeth 29	Front	 z.33 L.592 z.22	 z.22 L.950 z.33
	Man. F13	01.94	> 08.98			Front	 z.22 L.590 z.22	 z.22 L.930 z.22
	Man. F13	01.94	> 08.98		teeth 29	Front	 z.22 L.590 z.22	 z.22 L.930 z.22
1.7 TD 50 kW	Man. F15	11.94	> 09.98			Front	 z.22 L.575 z.22	 z.22 L.938 z.22
1.7 TDS 60 kW	Man. F16/F20	08.91	> 08.98			Front	 z.33 L.590 z.34	 z.34 L.940 z.33
	Man. F16/F20	08.91	> 08.98		teeth 29	Front	 z.33 L.590 z.34	 z.34 L.940 z.33
1.8 i 16V 66 kW	Man. F16/F20	08.91	> 08.98			Front	 z.33 L.590 z.34	 z.34 L.940 z.33
	Man. F16/F20	08.91	> 08.98		teeth 29	Front	 z.33 L.590 z.34	 z.34 L.940 z.33
2.0 i 85 kW	Man. F16/F20	08.91	> 08.98			Front	 z.33 L.590 z.34	 z.34 L.940 z.33
	Man. F16/F20	08.91	> 08.98		teeth 29	Front	 z.33 L.590 z.34	 z.34 L.940 z.33
2.0 i GSI 16V 110 kW	Man. F16/F20	08.91	> 01.98			Front	 z.33 L.590 z.34	 z.34 L.681 z.33
	Man. F16/F20	08.91	> 01.98		teeth 29	Front	 z.33 L.590 z.34	 z.34 L.681 z.33

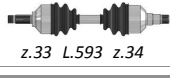
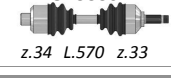
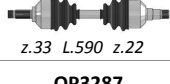
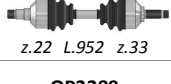






# OPEL

## ASTRA G (F69\_)

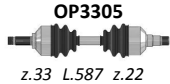
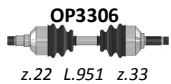







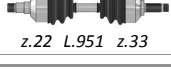








MODEL	GEARBOX	FROM	TO	CHASSIS	ABS	F/R	LEFT DRIVESHAFT	RIGHT DRIVESHAFT
1.2 16V 48/52 kW	Man.	09.98	>			Front	 z.33 L.600 z.22	 z.22 z.33
1.4 16V 66 kW	Man.	09.98	>			Front	 z.33 L.595 z.22	 z.22 L.960 z.33
1.6 55/62 kW	Man.	09.98	>			Front	 z.33 L.595 z.22	 z.22 L.960 z.33
1.6 16V 74 kW	Man.	09.98	>			Front	 z.33 L.595 z.22	 z.22 L.960 z.33
1.7 DTI 16V 55 kW	Man.	02.00	>			Front	 z.33 L.596 z.22	 z.22 L.957 z.33
1.7 TD 50 kW	Man.	09.98	> 08.00			Front	 z.33 L.595 z.22	 z.22 L.960 z.33
1.8 16V 85/92 kW	Man.	09.98	>			Front	 z.33 L.596 z.22	 z.22 L.957 z.33
2.0 16V 100 kW	Man.	09.98	>			Front	 z.33 L.595 z.34	 z.34 L.957 z.33
2.0 16V OPC 118 kW	Man.	11.99	> 09.02			Front	 z.33 L.595 z.34	 z.34 z.33
2.0 DI 60 kW	Man.	09.98	>			Front	 z.33 L.595 z.34	 z.34 L.957 z.33
2.0 DTI 74 kW	Man.	08.99	>			Front	 z.33 L.595 z.34	 z.34 L.957 z.33
2.2 16V 108 kW	Man.	03.01	>			Front	 z.33 L.595 z.34	 z.34 L.957 z.33
2.2 DTI 92 kW	Man.	09.02	>			Front	 z.33 L.589 z.27	 z.27 L.625 z.33

## ASTRA H





MODEL	GEARBOX	FROM	TO	CHASSIS	ABS	F/R	LEFT DRIVESHAFT	RIGHT DRIVESHAFT
1.3 CDTI 51 kW	Man.	08.05	>			Front	 z.33 L.593 z.34	 z.34 L.570 z.33
1.4 66 kW	Man.	03.04	>	> 45999999		Front	 z.33 L.590 z.22	 z.22 L.952 z.33
	Man.	03.04	>	52000001 >		Front	 z.33 L.590 z.22	 z.22 L.952 z.33
1.6 77/85 kW	Man.	03.04	>			Front	 z.33 L.590 z.22	 z.22 L.952 z.33

# OPEL







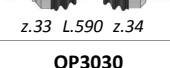


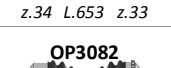

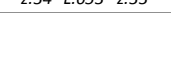
## ASTRA H

MODEL	GEARBOX	FROM	TO	CHASSIS	ABS	F/R	LEFT DRIVESHAFT	RIGHT DRIVESHAFT
1.7 CDTI 59 kW	Man.	03.04	>	52000001 >		Front	 z.33 L.587 z.22	 z.22 L.951 z.33
1.7 CDTI 74 kW	Man. note: 5 Speed	03.04	>			Front	 z.33 L.593 z.34	 z.34 L.559 z.33
1.7 CDTI 92 kW	Man.	02.07	>			Front	 z.33 L.577 z.25	 L.599 z.33
1.8 103 kW	Man.	01.06	>			Front	 z.33 L.587 z.22	 z.22 L.951 z.33
1.8 92 kW	Man.	03.04	>	52000001 >		Front	 z.33 L.587 z.22	 z.22 L.951 z.33
1.9 CDTI 16v 110 kW	Man.	09.04	>			Front	 z.30 L.576 z.25	 z.34 L.594 z.30
	Aut.	09.04	>			Front	 z.30 L.614 z.27	 z.27 L.614 z.30
1.9 CDTI 16v 88 kW	Man.	09.04	>			Front	 z.33 L.576 z.25	 z.34 L.595 z.33
	Aut.	09.04	>			Front	 z.33 L.564 z.27	 z.27 L.577 z.33

## ASTRA II

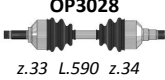
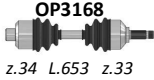
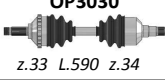
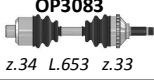
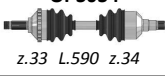
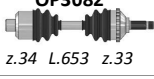







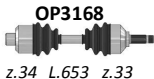
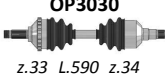
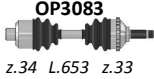










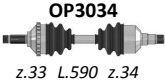
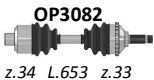






MODEL	GEARBOX	FROM	TO	CHASSIS	ABS	F/R	LEFT DRIVESHAFT	RIGHT DRIVESHAFT
1.6 60 kW	Man.	08.84	> 07.91			Front	 z.33 L.582 z.34	 z.34 L.932 z.33
1.6 D 40 kW	Man.	08.84	> 07.91			Front	 z.33 L.582 z.34	 z.34 L.932 z.33

## CALIBRA A (85\_)

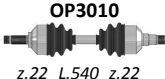
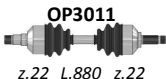
MODEL	GEARBOX	FROM	TO	CHASSIS	ABS	F/R	LEFT DRIVESHAFT	RIGHT DRIVESHAFT
2.0 i 85 kW	Man. F16/F20	09.89	> 07.98			Front	 z.33 L.590 z.34	 z.34 L.653 z.33
	Man. F16/F20	09.89	> 07.98		teeth 29	Front	 z.33 L.590 z.34	 z.34 L.653 z.33
	Man. F16/F20	09.89	> 07.98		teeth 43	Front	 z.33 L.590 z.34	 z.34 L.653 z.33
2.0 i 16V 100/110 kW	Man. F16/F20	09.89	> 07.98			Front	 z.33 L.590 z.34	 z.34 L.653 z.33
	Man. F16/F20	09.89	> 07.98		teeth 29	Front	 z.33 L.590 z.34	 z.34 L.653 z.33
	Man. F16/F20	09.89	> 07.98		teeth 43	Front	 z.33 L.590 z.34	 z.34 L.653 z.33

# OPEL

## CALIBRA A (85\_)

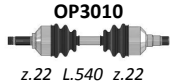
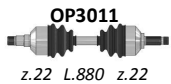
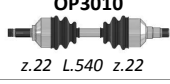
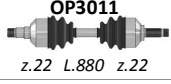

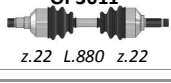
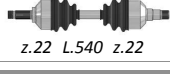
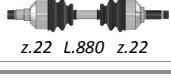

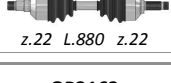


MODEL	GEARBOX	FROM	TO	CHASSIS	ABS	F/R	LEFT DRIVESHAFT	RIGHT DRIVESHAFT
2.0 i 16V 4x4 100/110 kW	Man. F16/F20	09.89	> 07.98			Front	 z.33 L.590 z.34	 z.34 L.653 z.33
	Man. F16/F20	09.89	> 07.98		teeth 29	Front	 z.33 L.590 z.34	 z.34 L.653 z.33
	Man. F16/F20	09.89	> 07.98		teeth 43	Front	 z.33 L.590 z.34	 z.34 L.653 z.33
	Man. F16/F20	09.89	> 07.98			Rear	 L.603	 L.603
	Man. F16/F20	09.89	> 07.98		teeth 29	Rear	 L.603	 L.603
	Man. F16/F20	09.89	> 07.98		teeth 43	Rear	 L.603	 L.603
2.0 i 16V TB 4x4 150 kW	Man. F16/F20	09.89	> 07.98			Front	 z.33 L.590 z.34	 z.34 L.653 z.33
	Man. F16/F20	09.89	> 07.98		teeth 29	Front	 z.33 L.590 z.34	 z.34 L.653 z.33
	Man. F16/F20	09.89	> 07.98			Rear	 L.603	 L.603
	Man. F16/F20	09.89	> 07.98		teeth 29	Rear	 L.603	 L.603
	Man. F16/F20	09.89	> 07.98		teeth 43	Rear	 L.603	 L.603
2.0 i 4x4 85 kW	Man. F16/F20	09.89	> 07.98			Front	 z.33 L.590 z.34	 z.34 L.653 z.33
	Man. F16/F20	09.89	> 07.98		teeth 29	Front	 z.33 L.590 z.34	 z.34 L.653 z.33
	Man. F16/F20	09.89	> 07.98		teeth 43	Front	 z.33 L.590 z.34	 z.34 L.653 z.33
	Man. F16/F20	09.89	> 07.98			Rear	 L.603	 L.603
	Man. F16/F20	09.89	> 07.98		teeth 29	Rear	 L.603	 L.603
	Man. F16/F20	09.89	> 07.98		teeth 43	Rear	 L.603	 L.603

## CORSA A

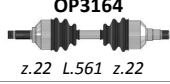
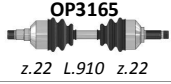

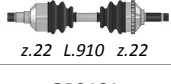
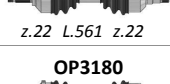







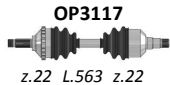
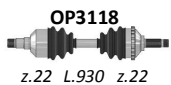
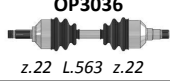
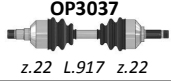
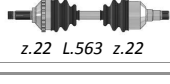
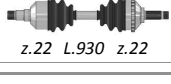
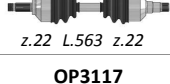
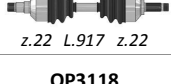




MODEL	GEARBOX	FROM	TO	CHASSIS	ABS	F/R	LEFT DRIVESHAFT	RIGHT DRIVESHAFT
1.0 33/35 kW	Man.	09.82	> 12.92			Front	 z.22 L.540 z.22	 z.22 L.880 z.22

# OPEL

## CORSA A


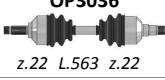
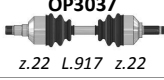


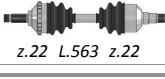
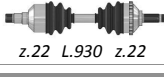
MODEL	GEARBOX	FROM	TO	CHASSIS	ABS	F/R	LEFT DRIVESHAFT	RIGHT DRIVESHAFT
1.2 33/40 kW	Man.	09.82	> 12.92			Front	 z.22 L.540 z.22	 z.22 L.880 z.22
1.3 44/51 kW	Man.	09.82	> 12.92			Front	 z.22 L.540 z.22	 z.22 L.880 z.22
1.4 53/55 kW	Man.	01.90	> 12.92			Front	 z.22 L.540 z.22	 z.22 L.880 z.22
1.5 D 37 kW	Man.	09.87	> 12.92			Front	 z.22 L.540 z.22	 z.22 L.880 z.22
1.5 TD 49 kW	Man.	09.87	> 12.92			Front	 z.22 L.541 z.22	 z.22 L.880 z.22
1.6 GSI 72/74 kW	Man.	09.87	> 12.92			Front	 z.22 L.541 z.22	 z.22 L.880 z.22

## CORSA B



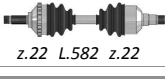
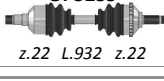
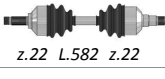


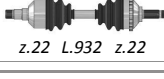
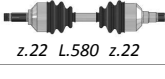



MODEL	GEARBOX	FROM	TO	CHASSIS	ABS	F/R	LEFT DRIVESHAFT	RIGHT DRIVESHAFT
1.0 12V 40 kW	Man. note: Velcon	10.96	> 09.00			Front	 z.22 L.561 z.22	 z.22 L.910 z.22
	Man. note: Velcon	10.96	> 09.00		teeth 29	Front	 z.22 L.561 z.22	 z.22 L.910 z.22
	Man. note: Delphi	11.96	> 09.00			Front	 z.22 L.561 z.22	 z.22 L.912 z.22
	Man. note: Delphi	11.96	> 09.00		teeth 29	Front	 z.22 L.561 z.22	 z.22 L.912 z.22
1.2 16V 48 kW	Man. F10/F13	03.98	> 09.00			Front	 z.22 L.563 z.22	 z.22 L.917 z.22
	Man. F10/F13	03.98	> 09.00		teeth 29	Front	 z.22 L.563 z.22	 z.22 L.930 z.22
1.2 i 33 kW	Man. F10/F13	01.93	> 09.00			Front	 z.22 L.563 z.22	 z.22 L.917 z.22
	Man. F10/F13	01.93	> 09.00		teeth 29	Front	 z.22 L.563 z.22	 z.22 L.930 z.22
1.4 16V 66 kW	Man. F10/F13	04.94	> 09.00			Front	 z.22 L.563 z.22	 z.22 L.917 z.22
	Man. F10/F13	04.94	> 09.00		teeth 29	Front	 z.22 L.563 z.22	 z.22 L.930 z.22
1.4 i 44 kW	Man. F10/F13	01.93	> 09.00			Front	 z.22 L.563 z.22	 z.22 L.917 z.22
	Man. F10/F13	01.93	> 09.00		teeth 29	Front	 z.22 L.563 z.22	 z.22 L.930 z.22

# OPEL

## CORSA B

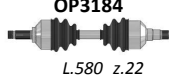



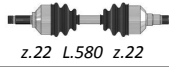
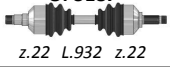
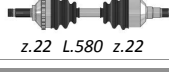
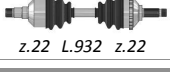

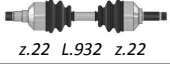






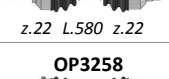
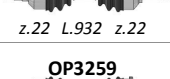
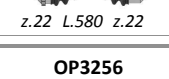
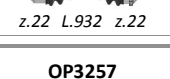
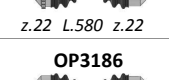
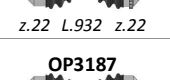
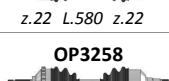





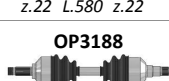
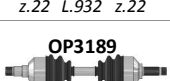




MODEL	GEARBOX	FROM	TO	CHASSIS	ABS	F/R	LEFT DRIVESHAFT	RIGHT DRIVESHAFT
1.4 Si 60 kW	Man. F10/F13	01.93	> 09.00			Front	 z.22 L.563 z.22	 z.22 L.917 z.22
	Man. F10/F13	01.93	> 09.00		teeth 29	Front	 z.22 L.563 z.22	 z.22 L.930 z.22
1.5 D 37 kW	Man. F10/F13	01.93	> 09.00			Front	 z.22 L.563 z.22	 z.22 L.917 z.22
	Man. F10/F13	01.93	> 09.00		teeth 29	Front	 z.22 L.563 z.22	 z.22 L.930 z.22
1.5 TD 49 kW	Man. F10/F13	01.93	> 09.00			Front	 z.22 L.563 z.22	 z.22 L.917 z.22
	Man. F10/F13	01.93	> 09.00		teeth 29	Front	 z.22 L.563 z.22	 z.22 L.930 z.22
1.6 16V 78 kW	Man. F15	09.94	> 09.00			Front	 z.22 L.563 z.22	 z.22 L.930 z.22
	Man. F15	09.94	> 09.00		teeth 29	Front	 z.22 L.588 z.22	 z.22 L.930 z.22
1.6 GSI 16V 80 kW	Man. F15	03.93	> 09.00			Front	 z.22 L.563 z.22	 z.22 L.930 z.22
	Man. F15	03.93	> 09.00		teeth 29	Front	 z.22 L.588 z.22	 z.22 L.930 z.22
1.7 D 44 kW	Man. F10/F13	02.96	> 09.00			Front	 z.22 L.563 z.22	 z.22 L.917 z.22
	Man. F10/F13	02.96	> 09.00		teeth 29	Front	 z.22 L.563 z.22	 z.22 L.930 z.22

## CORSA C (F08\_,F68\_)



MODEL	GEARBOX	FROM	TO	CHASSIS	ABS	F/R	LEFT DRIVESHAFT	RIGHT DRIVESHAFT
1.0 12V 43 kW	Man.	09.00	>			Front	 z.22 L.582 z.22	 z.22 L.932 z.22
	Man.	09.00	>		teeth 29	Front	 z.22 L.582 z.22	 z.22 L.932 z.22
1.2 16V 55 kW	Man.	09.00	>			Front	 z.22 L.582 z.22	 z.22 L.932 z.22
	Man.	09.00	>		teeth 29	Front	 z.22 L.582 z.22	 z.22 L.932 z.22
1.3 CDTI 51 kW	Man.	06.03	>			Front	 z.22 L.580 z.22	 z.22 L.932 z.22
	Man.	06.03	>		teeth 29	Front	 z.22 L.580 z.22	 z.22 L.932 z.22

# OPEL

## CORSA C (F08\_,F68\_)







MODEL	GEARBOX	FROM	TO	CHASSIS	ABS	F/R	LEFT DRIVESHAFT	RIGHT DRIVESHAFT
1.4 16V 66 kW	Man.	09.00	>	> 13999999		Front	 L.580 z.22	 z.22 L.932
	Man.	09.00	>	> 13999999	teeth 29	Front	 z.22 L.580 z.22	 z.22 L.932 z.22
	Man.	09.00	>	23000001 >		Front	 z.22 L.580 z.22	 z.22 L.932 z.22
	Man.	09.00	>	23000001 >	teeth 29	Front	 z.22 L.580 z.22	 z.22 L.932 z.22
1.6 16V	Man.	09.00	>			Front	 z.22 L.580 z.22	 z.22 L.932 z.22
	Man.	09.00	>		teeth 29	Front	 z.22 L.580 z.22	 z.22 L.932 z.22
1.7 D 48 kW	Man. F08/F68	09.00	>	> 13999999		Front	 L.580 z.22	 z.22 L.932
	Man. F08/F68	09.00	>	> 13999999	teeth 29	Front	 z.22 L.580 z.22	 z.22 L.932 z.22
	Man. F08/F68	09.00	>	23000001 >		Front	 z.22 L.580 z.22	 z.22 L.932 z.22
	Man. F08/F68	09.00	>	23000001 >	teeth 29	Front	 z.22 L.580 z.22	 z.22 L.932 z.22
1.7 TD 55 kW	Man. F08/F68	09.00	>	> 13999999	teeth 29	Front	 z.22 L.580 z.22	 z.22 L.932 z.22
	Man. F08/F68	09.00	>	23000001 >		Front	 z.22 L.580 z.22	 z.22 L.932 z.22
	Man. F08/F68	09.00	>	23000001 >	teeth 29	Front	 z.22 L.580 z.22	 z.22 L.932 z.22
1.8 16V 92 kW	Man.	09.00	>	> 13999999		Front	 z.22 L.580 z.22	 z.22 L.932 z.22
	Man.	09.00	>	> 13999999	teeth 29	Front	 z.22 L.580 z.22	 z.22 L.932 z.22
	Man.	09.00	>	23000001 >		Front	 z.22 L.580 z.22	 z.22 L.932 z.22
	Man.	09.00	>	23000001 >	teeth 29	Front	 z.22 L.580 z.22	 z.22 L.932 z.22

## CORSA D

MODEL	GEARBOX	FROM	TO	CHASSIS	ABS	F/R	LEFT DRIVESHAFT	RIGHT DRIVESHAFT
1.0 44 kW	Man.	07.06	>			Front	 z.22 L.618 z.22	 z.22 L.924 z.22

# OPEL

## CORSA D

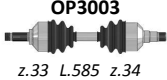
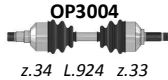

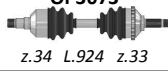


MODEL	GEARBOX	FROM	TO	CHASSIS	ABS	F/R	LEFT DRIVESHAFT	RIGHT DRIVESHAFT
1.2 59 kW	Man.	07.06	>			Front	 z.22 L.618 z.22	 z.22 L.924 z.22
1.3 CDTI 55 kW	Man.	07.06	>			Front	 z.25 L.616 z.22	 z.22 L.917 z.25
1.3 CDTI 66/70 kW	Man.	07.06	>			Front	 z.25 L.576 z.25	 z.25 L.954 z.25

## KADETT D (31\_34\_41\_)


MODEL	GEARBOX	FROM	TO	CHASSIS	ABS	F/R	LEFT DRIVESHAFT	RIGHT DRIVESHAFT
1.0 29 kW	Man. F13	08.79	> 07.84			Front	 z.22 L.575 z.22	 z.22 L.917 z.22
1.2 38/40 kW	Man. F13	08.79	> 07.84			Front	 z.22 L.575 z.22	 z.22 L.917 z.22
1.3 39 kW	Man. F13	08.79	> 07.84			Front	 z.22 L.575 z.22	 z.22 L.917 z.22
1.6 66/60 kW	Aut.	08.79	> 07.84			Front	 z.33 L.532 z.34	 z.34 L.630 z.33
	Aut.	08.79	> 07.84		teeth 29	Front	 z.33 L.532 z.34	 z.34 L.630 z.33
	Aut.	08.79	> 07.84		teeth 43	Front	 z.33 L.532 z.34	 z.34 L.630 z.33
1.6 66 kW	Man. F16/F20	08.81	> 07.84			Front	 z.33 L.585 z.34	 z.34 L.924 z.33
	Man. F16/F20	08.81	> 07.84		teeth 29	Front	 z.33 L.585 z.34	 z.34 L.924 z.33
	Man. F16/F20	08.81	> 07.84		teeth 43	Front	 z.33 L.585 z.34	 z.34 L.924 z.33
	Man. F13	01.81	> 07.84			Front	 z.22 L.575 z.22	 z.22 L.917 z.22
1.6 D 40 kW	Man. F16/F20	08.81	> 07.84			Front	 z.33 L.585 z.34	 z.34 L.924 z.33
	Man. F16/F20	08.81	> 07.84		teeth 29	Front	 z.33 L.585 z.34	 z.34 L.924 z.33
	Man. F16/F20	08.81	> 07.84		teeth 43	Front	 z.33 L.585 z.34	 z.34 L.924 z.33

# OPEL

## KADETT D (31\_34\_41\_)

MODEL	GEARBOX	FROM	TO	CHASSIS	ABS	F/R	LEFT DRIVESHAFT	RIGHT DRIVESHAFT
1.8 82/85 kW	Man. F16/F20	08.81	>	07.84		Front	 z.33 L.585 z.34	 z.34 L.924 z.33
	Man. F16/F20				teeth 29	Front	 z.33 L.585 z.34	 z.34 L.924 z.33
	Man. F16/F20				teeth 43	Front	 z.33 L.585 z.34	 z.34 L.924 z.33





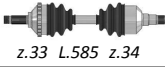
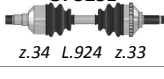


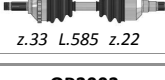
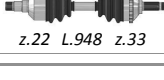
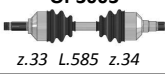

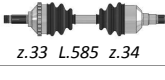
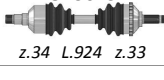




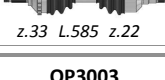

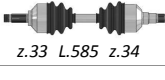
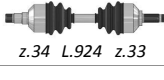



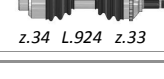

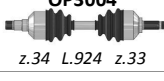
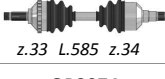

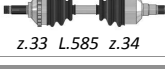
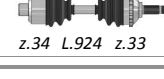
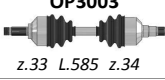
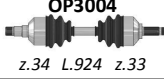

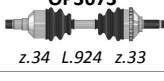


## KADETT E (39\_49\_)

MODEL	GEARBOX	FROM	TO	CHASSIS	ABS	F/R	LEFT DRIVESHAFT	RIGHT DRIVESHAFT
1.2 40 kW	Man. F13	09.84	>	02.93		Front	 z.22 L.575 z.22	 z.22 L.917 z.22
	Man. F13				teeth 29	Front	 z.22 L.575 z.22	 z.22 L.917 z.22
1.3 39/44 kW	Aut.	09.84	>	02.93		Front	 z.22 L.515 z.34	 z.34 L.615 z.22
1.3 44 kW	Man. F13	09.84	>	02.93		Front	 z.22 L.575 z.22	 z.22 L.917 z.22
	Man. F13				teeth 29	Front	 z.22 L.575 z.22	 z.22 L.917 z.22
1.4 44 kW	Man. F13	09.84	>	02.93		Front	 z.22 L.575 z.22	 z.22 L.917 z.22
	Man. F13				teeth 29	Front	 z.22 L.575 z.22	 z.22 L.917 z.22
1.5 TD 53 kW	Man. F16/F20 note: Eng. Isuzu	07.88	>	12.91		Front	 z.33 L.585 z.34	 z.34 L.642 z.33
1.6 55/60 kW	Aut.	08.84	>	12.91		Front	 z.22 L.515 z.34	 z.34 L.615 z.22
1.6 55 kW	Man. F13	09.86	>	02.93		Front	 z.22 L.575 z.22	 z.22 L.917 z.22
	Man. F13				teeth 29	Front	 z.22 L.575 z.22	 z.22 L.917 z.22
1.6 60 kW	Man. F16	08.84	>	12.86		Front	 z.33 L.585 z.34	 z.34 L.924 z.33
	Man. F16				teeth 29	Front	 z.33 L.585 z.34	 z.34 L.924 z.33
	Man. F16				teeth 43	Front	 z.33 L.585 z.34	 z.34 L.924 z.33



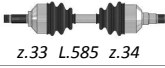

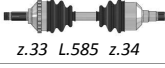
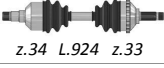


# OPEL

## KADETT E (39\_,49\_)













MODEL	GEARBOX	FROM	TO	CHASSIS	ABS	F/R	LEFT DRIVESHAFT	RIGHT DRIVESHAFT
1.6 D 40 kW	Man. F16	08.84	> 12.86			Front	 z.33 L.585 z.34	 z.34 L.924 z.33
	Man. F16	08.84	> 12.86		teeth 29	Front	 z.33 L.585 z.34	 z.34 L.924 z.33
	Man. F16	08.84	> 12.86		teeth 43	Front	 z.33 L.585 z.34	 z.34 L.924 z.33
	Man. F13	01.87	> 01.91			Front	 z.33 L.585 z.22	 z.22 L.948 z.33
	Man. F13	01.87	> 01.91		teeth 43	Front	 z.33 L.585 z.22	 z.22 L.948 z.33
1.7 D 42 kW	Man. F16	09.84	> 01.91			Front	 z.33 L.585 z.34	 z.34 L.924 z.33
	Man. F16	09.84	> 01.91		teeth 29	Front	 z.33 L.585 z.34	 z.34 L.924 z.33
	Man. F16	09.84	> 01.91		teeth 43	Front	 z.33 L.585 z.34	 z.34 L.924 z.33
	Man. F13	01.87	> 01.91			Front	 z.33 L.585 z.22	 z.22 L.948 z.33
	Man. F13	01.87	> 01.91		teeth 43	Front	 z.33 L.585 z.22	 z.22 L.948 z.33
1.8 62/85 kW	Man. F16	08.84	> 12.91			Front	 z.33 L.585 z.34	 z.34 L.924 z.33
	Man. F16	08.84	> 12.91		teeth 29	Front	 z.33 L.585 z.34	 z.34 L.924 z.33
	Man. F16	08.84	> 12.91		teeth 43	Front	 z.33 L.585 z.34	 z.34 L.924 z.33
2.0 85 kW	Man. F16	08.84	> 12.91			Front	 z.33 L.585 z.34	 z.34 L.924 z.33
	Man. F16	08.84	> 12.91		teeth 29	Front	 z.33 L.585 z.34	 z.34 L.924 z.33
	Man. F16	08.84	> 12.91		teeth 43	Front	 z.33 L.585 z.34	 z.34 L.924 z.33
2.0 16V GSI 110 kW	Man. F16	08.84	> 12.91			Front	 z.33 L.585 z.34	 z.34 L.924 z.33
	Man. F16	08.84	> 12.91		teeth 29	Front	 z.33 L.585 z.34	 z.34 L.924 z.33
	Man. F16	08.84	> 12.91		teeth 43	Front	 z.33 L.585 z.34	 z.34 L.924 z.33

# OPEL

















## KADETT E (39\_,49\_)

MODEL	GEARBOX	FROM	TO	CHASSIS	ABS	F/R	LEFT DRIVESHAFT	RIGHT DRIVESHAFT
2.0 GSI 85/95 kW	Man. F16	08.84	> 12.91			Front	 z.33 L.585 z.34	 z.34 L.924 z.33
	Man. F16	08.84	> 12.91		teeth 29	Front	 z.33 L.585 z.34	 z.34 L.924 z.33
	Man. F16	08.84	> 12.91		teeth 43	Front	 z.33 L.585 z.34	 z.34 L.924 z.33

## MERIVA A


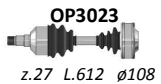
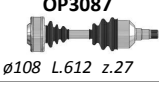
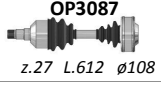
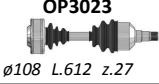
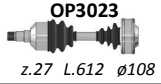
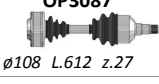
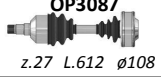
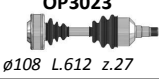
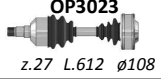
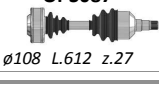
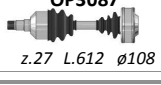

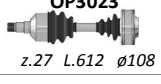


MODEL	GEARBOX	FROM	TO	CHASSIS	ABS	F/R	LEFT DRIVESHAFT	RIGHT DRIVESHAFT
1.3 CDTi 55 kW	Man.	09.03	>		teeth 29	Front	 z.22 L.591 z.22	 z.22 L.940 z.22
1.4 16v 66 kW	Man.	07.04	>		teeth 29	Front	 z.22 L.580 z.22	 z.22 L.932 z.22
1.6 16v 64/74 kW	Man.	05.03	>		teeth 29	Front	 z.22 L.591 z.22	 z.22 L.940 z.22
1.7 CDTI 55 kW	Man.	09.03	>		teeth 29	Front	 z.22 L.591 z.22	 z.22 L.940 z.22
1.7 CDTI 74 kW	Man.	09.03	>		teeth 29	Front	 z.33 L.594 z.34	 z.34 L.619 z.33
1.8 16v 92 kW	Man.	05.03	>		teeth 29	Front	 z.22 L.591 z.22	 z.22 L.940 z.22

## OMEGA A

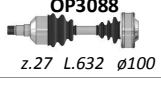
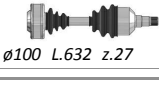

MODEL	GEARBOX	FROM	TO	CHASSIS	ABS	F/R	LEFT DRIVESHAFT	RIGHT DRIVESHAFT
1.8 60/85 kW	Man.-Aut.	09.86	> 03.94			Rear	 ø100 L.620 z.24	 z.24 L.620 ø100
	Man.-Aut.	09.86	> 03.94		teeth 48	Rear	 ø100 L.620 z.24	 z.24 L.620 ø100
2.0 85/90 kW	Man.-Aut.	09.86	> 03.94			Rear	 ø100 L.620 z.24	 z.24 L.620 ø100
	Man.-Aut.	09.86	> 03.94		teeth 48	Rear	 ø100 L.620 z.24	 z.24 L.620 ø100
2.3 D 54 kW	Man.-Aut.	10.86	> 03.94			Rear	 ø100 L.620 z.24	 z.24 L.620 ø100
	Man.-Aut.	10.86	> 03.94		teeth 48	Rear	 ø100 L.620 z.24	 z.24 L.620 ø100
2.3 TD 66/74 kW	Man.-Aut.	10.86	> 03.94			Rear	 ø108 L.612 z.27	 z.27 L.612 ø108
	Man.-Aut.	10.86	> 03.94		teeth 48	Rear	 ø108 L.612 z.27	 z.27 L.612 ø108

# OPEL

## OMEGA A

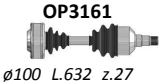
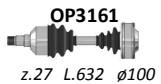
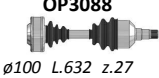
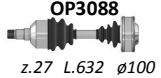
MODEL	GEARBOX	FROM	TO	CHASSIS	ABS	F/R	LEFT DRIVESHAFT	RIGHT DRIVESHAFT
2.4 i 92 kW	Man.-Aut.	09.88	> 03.94			Rear	 OP3023 ø108 L.612 z.27	 OP3023 z.27 L.612 ø108
	Man.-Aut.	09.88	> 03.94		teeth 48	Rear	 OP3087 ø108 L.612 z.27	 OP3087 z.27 L.612 ø108
2.6 i 110 kW	Man.-Aut.	09.90	> 03.94			Rear	 OP3023 ø108 L.612 z.27	 OP3023 z.27 L.612 ø108
	Man.-Aut.	09.90	> 03.94		teeth 48	Rear	 OP3087 ø108 L.612 z.27	 OP3087 z.27 L.612 ø108
3.0 115/130 kW	Man.-Aut.	03.87	> 03.94			Rear	 OP3023 ø108 L.612 z.27	 OP3023 z.27 L.612 ø108
	Man.-Aut.	03.87	> 03.94		teeth 48	Rear	 OP3087 ø108 L.612 z.27	 OP3087 z.27 L.612 ø108
3.0 24V 150 kW	Man.-Aut.	09.89	> 03.94			Rear	 OP3023 ø108 L.612 z.27	 OP3023 z.27 L.612 ø108
	Man.-Aut.	09.89	> 03.94		teeth 48	Rear	 OP3087 ø108 L.612 z.27	 OP3087 z.27 L.612 ø108

## OMEGA B


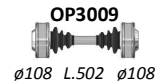
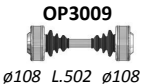
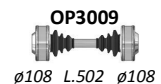
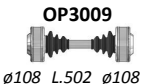
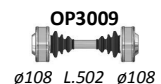

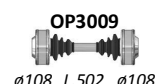

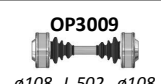
MODEL	GEARBOX	FROM	TO	CHASSIS	ABS	F/R	LEFT DRIVESHAFT	RIGHT DRIVESHAFT
2.0 85/90 kW	Man.-Aut.	04.94	>			Rear	 OP3161 ø100 L.632 z.27	 OP3161 z.27 L.632 ø100
	Man.-Aut.	04.94	>		teeth 48	Rear	 OP3088 ø100 L.632 z.27	 OP3088 z.27 L.632 ø100
2.0 i 16V 100 kW	Man.-Aut.	04.94	>			Rear	 OP3161 ø100 L.632 z.27	 OP3161 z.27 L.632 ø100
	Man.-Aut.	04.94	>		teeth 48	Rear	 OP3088 ø100 L.632 z.27	 OP3088 z.27 L.632 ø100
2.5 TD	Man.-Aut.	04.94	>			Rear	 OP3161 ø100 L.632 z.27	 OP3161 z.27 L.632 ø100
	Man.-Aut.	04.94	>		teeth 48	Rear	 OP3088 ø100 L.632 z.27	 OP3088 z.27 L.632 ø100
2.5 V6	Man.-Aut.	04.94	>			Rear	 OP3161 ø100 L.632 z.27	 OP3161 z.27 L.632 ø100
	Man.-Aut.	04.94	>		teeth 48	Rear	 OP3088 ø100 L.632 z.27	 OP3088 z.27 L.632 ø100
3.0 130 kW	Man.-Aut.	04.94	>			Rear	 OP3161 ø100 L.632 z.27	 OP3161 z.27 L.632 ø100
	Man.-Aut.	04.94	>		teeth 48	Rear	 OP3088 ø100 L.632 z.27	 OP3088 z.27 L.632 ø100

# OPEL



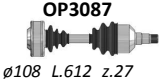
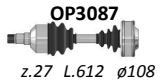

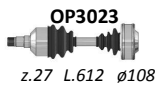
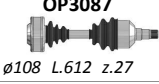
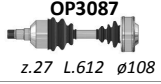
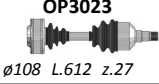
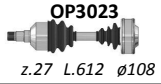

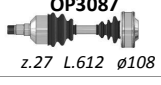
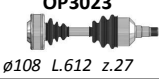
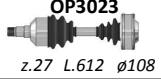


## OMEGA B

MODEL	GEARBOX	FROM	TO	CHASSIS	ABS	F/R	LEFT DRIVESHAFT	RIGHT DRIVESHAFT
3.0 24V 150 kW	Man.-Aut.	04.94	>			Rear	 OP3161 ø100 L.632 z.27	 OP3161 z.27 L.632 ø100
	Man.-Aut.	04.94	>		teeth 48	Rear	 OP3088 ø100 L.632 z.27	 OP3088 z.27 L.632 ø100



## SENATOR A

MODEL	GEARBOX	FROM	TO	CHASSIS	ABS	F/R	LEFT DRIVESHAFT	RIGHT DRIVESHAFT
2.0 85 kW	Man.	05.78	> 09.86			Rear	 OP3009 ø108 L.502 ø108	 OP3009 ø108 L.502 ø108
2.2 85 kW	Man.	05.78	> 09.86			Rear	 OP3009 ø108 L.502 ø108	 OP3009 ø108 L.502 ø108
2.5 85/100 kW	Man.	05.78	> 09.86			Rear	 OP3009 ø108 L.502 ø108	 OP3009 ø108 L.502 ø108
2.8 103 kW	Man.	05.78	> 09.86			Rear	 OP3009 ø108 L.502 ø108	 OP3009 ø108 L.502 ø108
3.0 100/132 kW	Man.	05.78	> 09.86			Rear	 OP3009 ø108 L.502 ø108	 OP3009 ø108 L.502 ø108

## SENATOR B


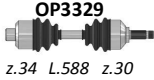
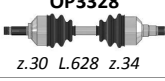
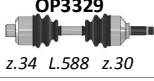
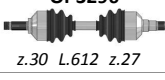
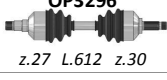


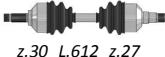

MODEL	GEARBOX	FROM	TO	CHASSIS	ABS	F/R	LEFT DRIVESHAFT	RIGHT DRIVESHAFT
2.5 i 103 kW	Man.	09.87	> 06.93			Rear	 OP3023 ø108 L.612 z.27	 OP3023 z.27 L.612 ø108
	Man.	09.87	> 06.93		teeth 48	Rear	 OP3087 ø108 L.612 z.27	 OP3087 z.27 L.612 ø108
2.6 i 110 kW	Man.	09.87	> 06.93			Rear	 OP3023 ø108 L.612 z.27	 OP3023 z.27 L.612 ø108
	Man.	09.87	> 06.93		teeth 48	Rear	 OP3087 ø108 L.612 z.27	 OP3087 z.27 L.612 ø108
3.0 115/130 kW	Man.	09.87	> 06.93			Rear	 OP3023 ø108 L.612 z.27	 OP3023 z.27 L.612 ø108
	Man.	09.87	> 06.93		teeth 48	Rear	 OP3087 ø108 L.612 z.27	 OP3087 z.27 L.612 ø108
3.0 24V 150 kW	Man.	09.87	> 06.93			Rear	 OP3023 ø108 L.612 z.27	 OP3023 z.27 L.612 ø108
	Man.	09.87	> 06.93		teeth 48	Rear	 OP3087 ø108 L.612 z.27	 OP3087 z.27 L.612 ø108

## SIGNUM

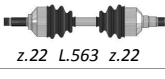
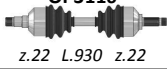
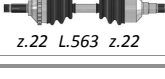





MODEL	GEARBOX	FROM	TO	CHASSIS	ABS	F/R	LEFT DRIVESHAFT	RIGHT DRIVESHAFT
2.0 16v T 129 kW	Man.	05.03	>			Front	 OP3296 z.30 L.612 z.27	 OP3296 z.27 L.612 z.30

# OPEL

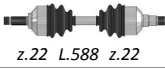


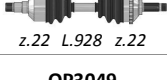


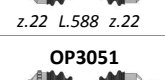
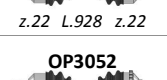
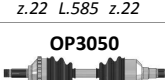



## SIGNUM

MODEL	GEARBOX	FROM	TO	CHASSIS	ABS	F/R	LEFT DRIVESHAFT	RIGHT DRIVESHAFT
2.0 DTI 74 kW	Man.	05.03	>			Front	 z.30 L.628 z.34	 z.34 L.588 z.30
2.2 16v 114 kW	Man.	05.03	>			Front	 z.30 L.628 z.34	 z.34 L.588 z.30
2.2 DTI 92 kW	Man.	05.03	>			Front	 z.30 L.612 z.27	 z.27 L.612 z.30
3.0 DTI 130 kW	Man.	05.03	>			Front	 z.30 L.612 z.27	 z.27 L.612 z.30
3.2 V6 155 kW	Man.	05.03	>			Front	 z.30 L.612 z.27	 z.27 L.612 z.30

## TIGRA (95\_)

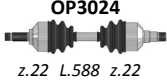

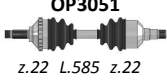

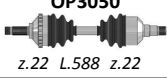
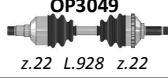

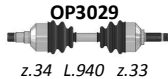
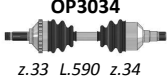

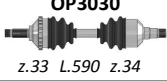


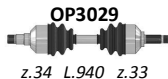
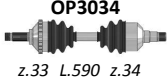

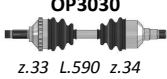
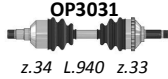
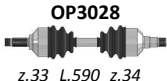


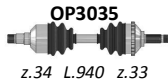
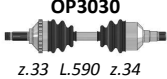
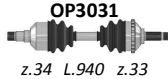



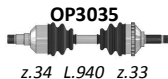
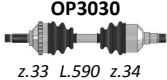
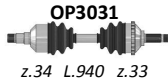




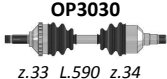
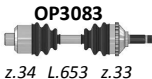
MODEL	GEARBOX	FROM	TO	CHASSIS	ABS	F/R	LEFT DRIVESHAFT	RIGHT DRIVESHAFT
1.4 16V 66 kW	Man.	07.94	>			Front	 z.22 L.563 z.22	 z.22 L.930 z.22
	Man.	07.94	>		teeth 29	Front	 z.22 L.563 z.22	 z.22 L.930 z.22
1.6 16V 78 kW	Man.	07.94	>			Front	 z.22 L.605 z.22	 z.22 L.940 z.22
	Man.	07.94	>		teeth 29	Front	 z.22 L.605 z.22	 z.22 L.940 z.22

## VECTRA A (86\_87\_)

MODEL	GEARBOX	FROM	TO	CHASSIS	ABS	F/R	LEFT DRIVESHAFT	RIGHT DRIVESHAFT
1.4 55 kW	Man. F10/F13	10.88	> 01.93			Front	 z.22 L.588 z.22	 z.22 L.928 z.22
	Man. F10/F13	10.88	> 07.91		teeth 43	Front	 z.22 L.585 z.22	 z.22 L.928 z.22
	Man. F10/F13	08.91	> 01.93		teeth 29	Front	 z.22 L.588 z.22	 z.22 L.928 z.22
1.6 60 kW	Man. F10/F13	10.88	> 01.93			Front	 z.22 L.588 z.22	 z.22 L.928 z.22
	Man. F10/F13	10.88	> 07.91		teeth 43	Front	 z.22 L.585 z.22	 z.22 L.928 z.22
	Man. F10/F13	08.91	> 01.93		teeth 29	Front	 z.22 L.588 z.22	 z.22 L.928 z.22

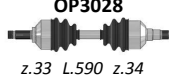

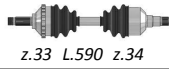
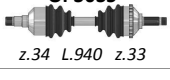
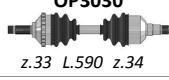


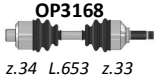

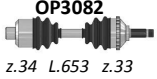






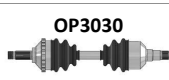

# OPEL

## VECTRA A (86\_87\_)

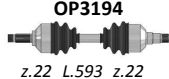





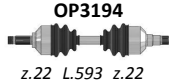

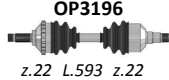



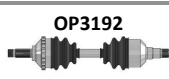





MODEL	GEARBOX	FROM	TO	CHASSIS	ABS	F/R	LEFT DRIVESHAFT	RIGHT DRIVESHAFT
1.6 i Cat. 55 kW	Man. F10/F13	10.88	> 01.93			Front	 z.22 L.588 z.22	 z.22 L.928 z.22
	Man. F10/F13	10.88	> 07.91		teeth 43	Front	 z.22 L.585 z.22	 z.22 L.928 z.22
	Man. F10/F13	08.91	> 01.93		teeth 29	Front	 z.22 L.588 z.22	 z.22 L.928 z.22
1.7 D 42/44 kW	Man. F13	10.88	> 01.93			Front	 z.33 L.590 z.34	 z.34 L.940 z.33
	Man. F13	10.88	> 07.91		teeth 43	Front	 z.33 L.590 z.34	 z.34 L.940 z.33
	Man. F13	08.91	> 01.93		teeth 29	Front	 z.33 L.590 z.34	 z.34 L.940 z.33
1.7 TD 60 kW	Man. F16/F20	03.90	> 01.93			Front	 z.33 L.590 z.34	 z.34 L.940 z.33
	Man. F16/F20	03.90	> 07.91		teeth 43	Front	 z.33 L.590 z.34	 z.34 L.940 z.33
	Man. F16/F20	08.91	> 01.93		teeth 29	Front	 z.33 L.590 z.34	 z.34 L.940 z.33
1.8 66 kW	Man. F16/F20	10.88	> 01.93			Front	 z.33 L.590 z.34	 z.34 L.940 z.33
	Man. F16/F20	10.88	> 07.91		teeth 43	Front	 z.33 L.590 z.34	 z.34 L.940 z.33
	Man. F16/F20	08.91	> 01.93		teeth 29	Front	 z.33 L.590 z.34	 z.34 L.940 z.33
2.0 74/95 kW	Man. F16/F20	10.88	> 01.93			Front	 z.33 L.590 z.34	 z.34 L.940 z.33
	Man. F16/F20	10.88	> 07.91		teeth 43	Front	 z.33 L.590 z.34	 z.34 L.940 z.33
	Man. F16/F20	08.91	> 01.93		teeth 29	Front	 z.33 L.590 z.34	 z.34 L.940 z.33
2.0 i 16V 100 kW	Man. F16/F20	08.89	> 01.93			Front	 z.33 L.590 z.34	 z.34 L.653 z.33
	Man. F16/F20	08.89	> 07.91		teeth 43	Front	 z.33 L.590 z.34	 z.34 L.653 z.33
	Man. F16/F20	08.91	> 01.93		teeth 29	Front	 z.33 L.590 z.34	 z.34 L.653 z.33

# OPEL

## VECTRA A (86\_87\_)

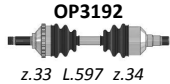

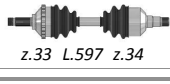
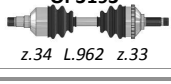
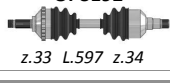
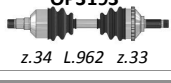
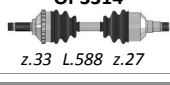
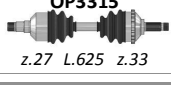


MODEL	GEARBOX	FROM	TO	CHASSIS	ABS	F/R	LEFT DRIVESHAFT	RIGHT DRIVESHAFT
2.0 i 16V 110 kW	Man. F16/F20	03.90	> 01.93			Front	 z.33 L.590 z.34	 z.34 L.940 z.33
	Man. F16/F20	03.90	> 07.91		teeth 43	Front	 z.33 L.590 z.34	 z.34 L.940 z.33
	Man. F16/F20	08.91	> 01.93		teeth 29	Front	 z.33 L.590 z.34	 z.34 L.940 z.33
2.0 i 16V 4X4 110 kW	Man. F16/F20	08.89	> 01.93			Front	 z.33 L.590 z.34	 z.34 L.653 z.33
	Man. F16/F20	08.89	> 07.91		teeth 43	Front	 z.33 L.590 z.34	 z.34 L.653 z.33
	Man. F16/F20	08.91	> 01.93		teeth 29	Front	 z.33 L.590 z.34	 z.34 L.653 z.33
2.0 TB 4X4 150 kW	Man. F16/F20	08.89	> 01.93			Front	 z.33 L.590 z.34	 z.34 L.653 z.33
	Man. F16/F20	08.89	> 07.91		teeth 43	Front	 z.33 L.590 z.34	 z.34 L.653 z.33
	Man. F16/F20	08.91	> 01.93		teeth 29	Front	 z.33 L.590 z.34	 z.34 L.653 z.33

## VECTRA B (31\_36\_)

MODEL	GEARBOX	FROM	TO	CHASSIS	ABS	F/R	LEFT DRIVESHAFT	RIGHT DRIVESHAFT
1.6 i 55 kW	Man.	10.95	> 04.02			Front	 z.22 L.593 z.22	 z.22 L.960 z.22
	Man.	10.95	> 01.99		teeth 29	Front	 z.22 L.593 z.22	 z.22 L.960 z.22
	Man.	02.99	> 04.02		teeth 29	Front	 z.33 L.597 z.22	 z.22 L.962 z.33
1.6 i 16V 74 kW	Man.	10.95	> 04.02			Front	 z.22 L.593 z.22	 z.22 L.960 z.22
	Man.	10.95	> 01.99		teeth 29	Front	 z.22 L.593 z.22	 z.22 L.960 z.22
	Man.	02.99	> 04.02		teeth 29	Front	 z.33 L.597 z.22	 z.22 L.962 z.33
1.7 TD 60 kW	Man.	10.95	> 11.96		teeth 29	Front	 z.33 L.597 z.34	 z.34 L.962 z.33
1.8 i 16V 85 kW	Man.	10.95	> 09.00		teeth 29	Front	 z.33 L.597 z.34	 z.34 L.962 z.33
1.8 i 16V 92 kW	Man.	10.00	> 04.02		teeth 29	Front	 z.33 L.597 z.34	 z.34 L.962 z.33

# OPEL

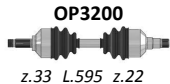
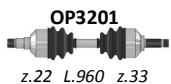
## VECTRA B (31\_.36\_)

MODEL	GEARBOX	FROM	TO	CHASSIS	ABS	F/R	LEFT DRIVESHAFT	RIGHT DRIVESHAFT
2.0 DI 16V 60 kW	Man.	11.96	> 04.02		teeth 29	Front	 z.33 L.597 z.34	 z.34 L.962 z.33
2.0 i 82 kW	Man.	10.95	> 04.02		teeth 29	Front	 z.33 L.597 z.34	 z.34 L.962 z.33
2.0 i 16V 100 kW	Man.	10.95	> 04.02		teeth 29	Front	 z.33 L.597 z.34	 z.34 L.962 z.33
2.2 DTI 92 kW	Man.	09.00	> 04.02		teeth 29	Front	 z.33 L.588 z.27	 z.27 L.625 z.33
2.5 i V6 125 kW	Man.	10.95	> 09.00		teeth 29	Front	 z.33 L.597 z.34	 z.34 z.33

## VECTRA C

MODEL	GEARBOX	FROM	TO	CHASSIS	ABS	F/R	LEFT DRIVESHAFT	RIGHT DRIVESHAFT
1.6 77 kW	Man.	01.06	>			Front	 z.30 L.620 z.22	 z.22 L.975 z.30
1.6 16V 74 kW	Man.	06.04	>			Front	 z.30 L.620 z.22	 z.22 L.975 z.30
1.8 81/103 kW	Man.	04.02	>			Front	 z.30 L.620 z.22	 z.22 L.975 z.30
1.8 16V 90 kW	Man.	04.02	>			Front	 z.30 L.620 z.22	 z.22 L.975 z.30
2.0 16v T 129 kW	Man.	03.03	>	> 41039647		Front	 z.30 L.612 z.27	 z.27 L.612 z.30
2.0 DTI 74 kW	Man.	04.02	>			Front	 z.30 L.628 z.34	 z.34 L.588 z.30
2.2 16v 108/114 kW	Man.	04.02	>			Front	 z.30 L.628 z.34	 z.34 L.588 z.30
2.2 DTI 92 kW	Man.	04.02	>	> 41039647		Front	 z.30 L.612 z.27	 z.27 L.612 z.30
3.0 DTI 130 kW	Man.	06.03	>	> 41039647		Front	 z.30 L.612 z.27	 z.27 L.612 z.30
3.2 V6 155 kW	Man.	08.02	>	> 41039647		Front	 z.30 L.612 z.27	 z.27 L.612 z.30

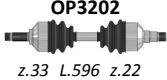

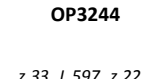
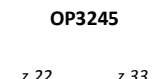



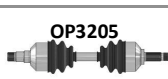


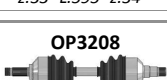
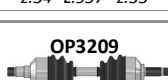
## ZAFIRA A (F75\_)

MODEL	GEARBOX	FROM	TO	CHASSIS	ABS	F/R	LEFT DRIVESHAFT	RIGHT DRIVESHAFT
1.6 16V 74 kW	Man.	09.98	>			Front	 z.33 L.595 z.22	 z.22 L.960 z.33








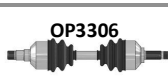


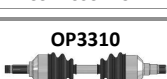







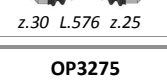
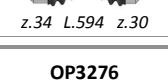
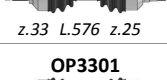



# OPEL

## ZAFIRA A (F75\_)


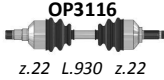

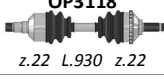
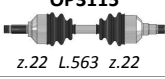
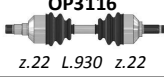


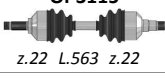
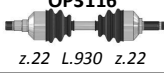


MODEL	GEARBOX	FROM	TO	CHASSIS	ABS	F/R	LEFT DRIVESHAFT	RIGHT DRIVESHAFT
1.8 16V 85/92 kW	Man.	09.98	>			Front	 z.33 L.596 z.22	 z.22 L.957 z.33
1.8 16V 85 kW	Aut.	09.98	>			Front	 z.33 L.597 z.22	 z.22 z.33
2.0 DI 16V 60 kW	Man.	09.98	>			Front	 z.33 L.595 z.34	 z.34 L.957 z.33
2.0 DTI 74 kW	Man.	08.99	>			Front	 z.33 L.595 z.34	 z.34 L.957 z.33
2.2 16V 108 kW	Man.	03.01	>			Front	 z.33 L.595 z.34	 z.34 L.957 z.33
2.2 DTI 92 kW	Man.	01.02	>			Front	 z.33 L.589 z.27	 z.27 L.625 z.33

## ZAFIRA B (A05\_)





MODEL	GEARBOX	FROM	TO	CHASSIS	ABS	F/R	LEFT DRIVESHAFT	RIGHT DRIVESHAFT
1.4 66 kW	Man.	03.04	>	> 45999999		Front	 z.33 L.590 z.22	 z.22 L.952 z.33
	Man.	03.04	>	52000001 >		Front	 z.33 L.590 z.22	 z.22 L.952 z.33
1.6 77/85 kW	Man.	03.04	>			Front	 z.33 L.590 z.22	 z.22 L.952 z.33
1.7 CDTI 59 kW	Man.	03.04	>	52000001 >		Front	 z.33 L.587 z.22	 z.22 L.951 z.33
1.7 CDTI 74 kW	Man. note: 5 Speed	03.04	>			Front	 z.33 L.593 z.34	 z.34 L.559 z.33
1.7 CDTI 92 kW	Man.	02.07	>			Front	 z.33 L.577 z.25	 L.599 z.33
1.8 103 kW	Man.	01.06	>			Front	 z.33 L.587 z.22	 z.22 L.951 z.33
1.8 92 kW	Man.	03.04	>	52000001 >		Front	 z.33 L.587 z.22	 z.22 L.951 z.33
1.9 CDTI 16v 110 kW	Man.	09.04	>			Front	 z.30 L.576 z.25	 z.34 L.594 z.30
1.9 CDTI 16v 88 kW	Man.	09.04	>			Front	 z.33 L.576 z.25	 z.34 L.595 z.33
	Aut.	09.04	>			Front	 z.33 L.564 z.27	 z.27 L.577 z.33

# OPEL LCV





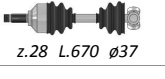

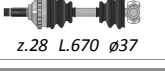
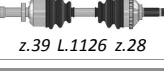

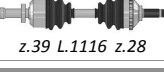


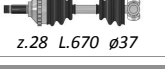
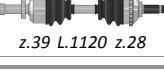


## COMBO (71\_)

MODEL	GEARBOX	FROM	TO	CHASSIS	ABS	F/R	LEFT DRIVESHAFT	RIGHT DRIVESHAFT
1.2 33 kW	Man.	07.94	> 10.01			Front	 z.22 L.563 z.22	 z.22 L.930 z.22
	Man.	07.94	> 10.01		teeth 29	Front	 z.22 L.563 z.22	 z.22 L.930 z.22
1.4 i 44/60 kW	Man.	07.94	> 10.01			Front	 z.22 L.563 z.22	 z.22 L.930 z.22
	Man.	07.94	> 10.01		teeth 29	Front	 z.22 L.563 z.22	 z.22 L.930 z.22
1.7 D 42 kW	Man.	07.94	> 10.01			Front	 z.22 L.563 z.22	 z.22 L.930 z.22
	Man.	07.94	> 10.01		teeth 29	Front	 z.22 L.563 z.22	 z.22 L.930 z.22

## COMBO C

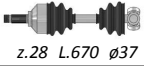

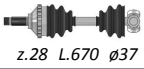

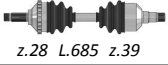

MODEL	GEARBOX	FROM	TO	CHASSIS	ABS	F/R	LEFT DRIVESHAFT	RIGHT DRIVESHAFT
1.7 D 48 kW	Man. F06/F25	10.01	>			Front	 z.22 L.580 z.22	 z.22 L.932 z.22
1.7 TD 55 kW	Man. F06/F25	10.01	>			Front	 z.22 L.580 z.22	 z.22 L.932 z.22

## MOVANO



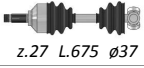











MODEL	GEARBOX	FROM	TO	CHASSIS	ABS	F/R	LEFT DRIVESHAFT	RIGHT DRIVESHAFT
1.9 DTI 59/60 kW	Man. PF1	09.00	>			Front	 z.28 L.644 ø37	 z.39 L.1154 z.28
	Man. PF1	09.00	>		teeth 51	Front	 z.28 L.644 ø37	 z.39 L.1154 z.28
2.2 DTI 66 kW	Man.	09.00	>			Front	 z.28 L.670 ø37	 z.39 L.1126 z.28
	Man.	09.00	>		teeth 51	Front	 z.28 L.670 ø37	 z.39 L.1126 z.28
2.5 CDTI 88 kW	Man. PF6	08.06	>		teeth 51	Front	 z.28 L.701 z.39	 z.39 L.1116 z.28
2.5 D 59 kW	Man. PF1	06.98	> 09.00			Front	 z.28 L.670 ø37	 z.39 L.1120 z.28
	Man. PF1	06.98	> 09.00		teeth 51	Front	 z.28 L.670 ø37	 z.39 L.1120 z.28
2.5 DTI 73/84 kW	Man. PK5	10.01	>		teeth 51	Front	 z.28 L.664 ø37	 z.39 L.1142 z.28

# OPEL LCV

## MOVANO

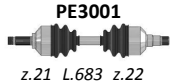
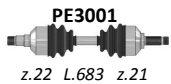
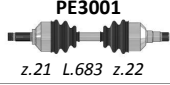
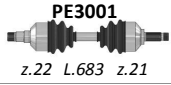
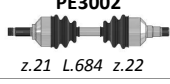


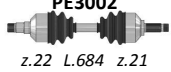
MODEL	GEARBOX	FROM	TO	CHASSIS	ABS	F/R	LEFT DRIVESHAFT	RIGHT DRIVESHAFT
2.8 DTI 84 kW	Man.	06.98	>			Front	 OP3176 z.28 L.670 ø37	 OP3177 z.39 L.1120 z.28
	Man.	06.98	>		teeth 51	Front	 OP3178 z.28 L.670 ø37	 OP3179 z.39 L.1120 z.28
3.0 DTI 100 kW	Man. PF6	10.03	>		teeth 51	Front	 OP3268 z.28 L.685 z.39	 OP3269 z.39 L.1126 z.28

## VIVARO

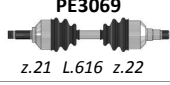
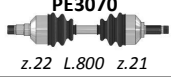



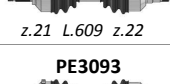
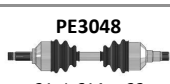




MODEL	GEARBOX	FROM	TO	CHASSIS	ABS	F/R	LEFT DRIVESHAFT	RIGHT DRIVESHAFT
1.9 DI 60 kW	Man.	08.01	>			Front	 OP3228 z.27 L.675 ø37	 OP3229 z.39 L.1016 z.27
	Man.	08.01	>			Front	 OP3228 z.27 L.675 ø37	 OP3229 z.39 L.1016 z.27
1.9 DTI 74 kW	Man.	08.01	>			Front	 OP3228 z.27 L.675 ø37	 OP3229 z.39 L.1016 z.27
	Man.	08.01	>			Front	 OP3228 z.27 L.675 ø37	 OP3229 z.39 L.1016 z.27
2.0 16V 88 kW	Man.	08.01	>			Front	 OP3228 z.27 L.675 ø37	 OP3229 z.39 L.1016 z.27
2.5 DTI 99 kW	Man.	05.03	>			Front	 OP3266 z.27 L.636 ø37	 OP3267 z.39 L.1058 z.27
	Man.	05.03	>			Front	 OP3266 z.27 L.636 ø37	 OP3267 z.39 L.1058 z.27

# PEUGEOT

## 104

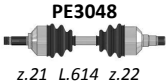

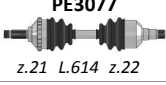
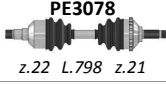
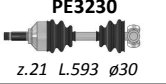

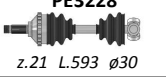
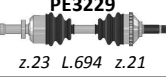
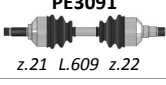



MODEL	GEARBOX	FROM	TO	CHASSIS	ABS	F/R	LEFT DRIVESHAFT	RIGHT DRIVESHAFT
0.9 33/34 kW	Man. BH3	01.72	> 01.88			Front	 z.21 L.683 z.22	 z.22 L.683 z.21
1.1 37/42 kW	Man. BH3	01.72	> 01.88			Front	 z.21 L.683 z.22	 z.22 L.683 z.21
1.2 42 kW	Man. BH3	01.72	> 01.88			Front	 z.21 L.684 z.22	 z.22 L.684 z.21
1.4 53 kW	Man. BH3	01.78	> 12.85			Front	 z.21 L.684 z.22	 z.22 L.684 z.21

## 106 I (1A\_1C\_)

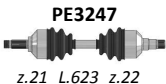
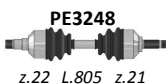
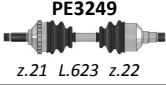
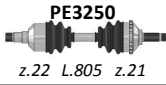

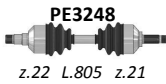
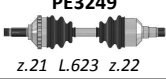
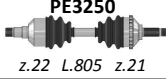
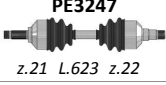
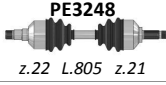
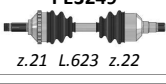
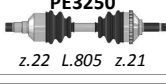
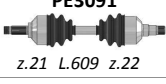
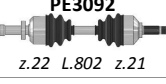
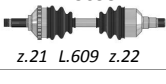





MODEL	GEARBOX	FROM	TO	CHASSIS	ABS	F/R	LEFT DRIVESHAFT	RIGHT DRIVESHAFT
1.0 33/37 kW	Man. MA	08.91	> 04.96			Front	 z.21 L.616 z.22	 z.22 L.800 z.21
	<i>note: 3 Fixing Wheel Holes</i>							
1.1 40 kW	Man. MA	08.91	> 04.96			Front	 z.21 L.616 z.22	 z.22 L.800 z.21
	<i>note: 3 Fixing Wheel Holes</i>							
	Man. MA	08.91	> 04.96			Front	 z.21 L.614 z.22	 z.22 L.798 z.21
	<i>note: 4 Fixing Wheel Holes</i>							
	Man. MA	08.91	> 04.96		teeth 48	Front	 z.21 L.614 z.22	 z.22 L.798 z.21
	<i>note: 4 Fixing Wheel Holes</i>							
1.3 Rallye 72/74 kW	Man. MA	07.93	> 04.96			Front	 z.21 L.609 z.22	 z.22 L.802 z.21
	Man. MA	07.93	> 04.96		teeth 48	Front	 z.21 L.609 z.22	 z.22 L.802 z.21
1.4 55/56 kW	Man. MA	08.91	> 04.96			Front	 z.21 L.614 z.22	 z.22 L.798 z.21
	<i>note: 4 Fixing Wheel Holes</i>							
	Man. MA	08.91	> 04.96		teeth 48	Front	 z.21 L.614 z.22	 z.22 L.798 z.21
	<i>note: 4 Fixing Wheel Holes</i>							
1.4 D 37 kW	Man. MA	08.91	> 04.96			Front	 z.21 L.614 z.22	 z.22 L.798 z.21
	<i>note: 4 Fixing Wheel Holes</i>							
	Man. MA	08.91	> 04.96		teeth 48	Front	 z.21 L.614 z.22	 z.22 L.798 z.21
	<i>note: 4 Fixing Wheel Holes</i>							
1.4 XSI 55/56 kW	Man. MA		> 06.93			Front	 z.21 L.614 z.22	 z.22 L.798 z.21
	<i>note: 4 Fixing Wheel Holes</i>							
	Man. MA		> 06.93		teeth 48	Front	 z.21 L.614 z.22	 z.22 L.798 z.21
	<i>note: 4 Fixing Wheel Holes</i>							
	Man. MA	07.93	>			Front	 z.21 L.609 z.22	 z.22 L.802 z.21
	Man. MA	07.93	>		teeth 48	Front	 z.21 L.609 z.22	 z.22 L.802 z.21

# PEUGEOT


## 106 I (1A\_,1C\_)

MODEL	GEARBOX	FROM	TO	CHASSIS	ABS	F/R	LEFT DRIVESHAFT	RIGHT DRIVESHAFT
1.5 D 40 kW	Man. MA	08.91	>			Front	 z.21 L.614 z.22	 z.22 L.798 z.21
	Man. MA	08.91	>		teeth 48	Front	 z.21 L.614 z.22	 z.22 L.798 z.21
1.6 74/76 kW	Aut. MB3	07.95	>			Front	 z.21 L.593 ø30	 z.23 L.694 z.21
	Aut. MB3	07.95	>		teeth 48	Front	 z.21 L.593 ø30	 z.23 L.694 z.21
1.6 XSI 74/76 kW	Man. MA	07.93	>			Front	 z.21 L.609 z.22	 z.22 L.802 z.21
	Man. MA	07.93	>		teeth 48	Front	 z.21 L.609 z.22	 z.22 L.802 z.21

## 106 II (1)

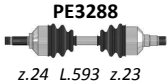
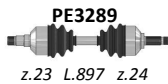
MODEL	GEARBOX	FROM	TO	CHASSIS	ABS	F/R	LEFT DRIVESHAFT	RIGHT DRIVESHAFT
1.1 40/44 kW	Man. MA	01.99	>			Front	 z.21 L.623 z.22	 z.22 L.805 z.21
	Man. MA	01.99	>		teeth 48	Front	 z.21 L.623 z.22	 z.22 L.805 z.21
1.4 55 kW	Man. MA	01.99	>			Front	 z.21 L.623 z.22	 z.22 L.805 z.21
	Man. MA	01.99	>		teeth 48	Front	 z.21 L.623 z.22	 z.22 L.805 z.21
1.5 D 42/43 kW	Man. MA	01.99	>			Front	 z.21 L.623 z.22	 z.22 L.805 z.21
	Man. MA	01.99	>		teeth 48	Front	 z.21 L.623 z.22	 z.22 L.805 z.21
1.6 16S 87 kW	Man. MA	05.96	> 12.98			Front	 z.21 L.609 z.22	 z.22 L.802 z.21
	Man. MA	05.96	> 12.98		teeth 48	Front	 z.21 L.609 z.22	 z.22 L.802 z.21
	Man. MA	01.99	>			Front	 z.21 L.618 z.22	 z.22 L.813 z.21
	Man. MA	01.99	>		teeth 48	Front	 z.21 L.618 z.22	 z.22 L.813 z.21

## 107

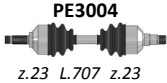
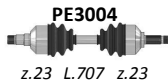
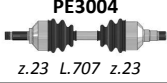
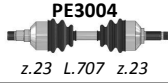


MODEL	GEARBOX	FROM	TO	CHASSIS	ABS	F/R	LEFT DRIVESHAFT	RIGHT DRIVESHAFT
1.0 50 kW	Man.	06.05	>			Front	 z.24 L.650 z.23	 z.23 L.840 z.24

# PEUGEOT

## 107

MODEL	GEARBOX	FROM	TO	CHASSIS	ABS	F/R	LEFT DRIVESHAFT	RIGHT DRIVESHAFT
1.4 HDI 40 kW	Man.	06.05	>			Front	 z.24 L.593 z.23	 z.23 L.897 z.24

## 204












MODEL	GEARBOX	FROM	TO	CHASSIS	ABS	F/R	LEFT DRIVESHAFT	RIGHT DRIVESHAFT
1.1 40 kW	Man.	10.65	> 07.77			Front	 z.23 L.707 z.23	 z.23 L.707 z.23
1.25 D 29 kW	Man.	10.65	> 07.77			Front	 z.23 L.707 z.23	 z.23 L.707 z.23
1.35 D 33 kW	Man.	10.65	> 07.77			Front	 z.23 L.707 z.23	 z.23 L.707 z.23

## 205 (741A/C)











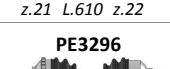

MODEL	GEARBOX	FROM	TO	CHASSIS	ABS	F/R	LEFT DRIVESHAFT	RIGHT DRIVESHAFT	
1.0 33 kW	Man. BH3	01.83	> 07.87			Front	 z.21 L.710 z.22	 z.22 L.710 z.21	
1.0 37 kW	Man. MA	08.87	>			Front	 z.21 L.574 z.22	 z.22 L.833 z.21	
1.1 36 kW	Man. BH3	01.83	> 07.87			Front	 z.21 L.710 z.22	 z.22 L.710 z.21	
1.1 40 kW	Man. MA	08.87	>			Front	 z.21 L.574 z.22	 z.22 L.833 z.21	
1.1	Man.	>				Front	 z.21 L.565 z.24	 z.24 L.835 z.21	
	note: Eng. Talbot								
1.3	Man.	>				Front	 z.21 L.565 z.24	 z.24 L.835 z.21	
	note: Eng. Talbot								
1.3 Rallye 74/76 kW	Man. MA	08.87	>			Front	 z.21 L.575 z.22	 z.22 L.835 z.21	
1.4 55/56 kW	Man. MA	08.87	>			Front	 z.21 L.575 z.22	 z.22 L.835 z.21	
1.4 58 kW	Man. BE3/BH3	01.83	> 07.87			Front	 z.21 L.715 z.22	 z.22 L.715 z.21	
1.6 65/69 kW	Man. BE1/3	01.84	>			Front	 z.21 L.560 z.24	 z.24 L.835 z.21	
	Aut.	01.84	>			Front	 z.21 L.560 z.24	 z.24 L.835 z.21	
1.6 GTI 77/85 kW	Man.	01.84	>			Front	 z.21 L.565 z.24	 z.24 L.835 z.21	
	note: Eng. Talbot								
1.7 D 44 kW	Man. BE1/3	06.83	>			Front	 z.21 L.560 z.24	 z.24 L.835 z.21	

# PEUGEOT

## 205 (741A/C)

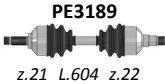
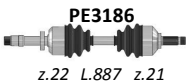
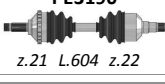
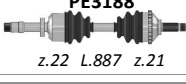
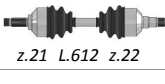
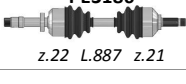
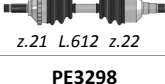

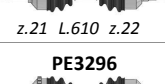
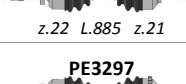
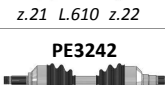
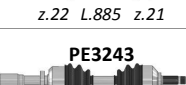

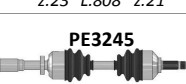

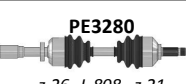

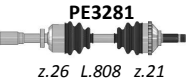
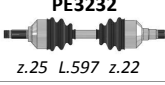
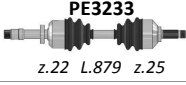


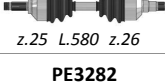


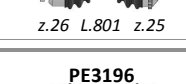

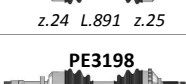
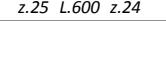



MODEL	GEARBOX	FROM	TO	CHASSIS	ABS	F/R	LEFT DRIVESHAFT	RIGHT DRIVESHAFT
1.8 TD 57/66 kW	Man. BE1/3	01.90	>			Front	 z.21 L.560 z.24	 z.24 L.835 z.21
1.9 CTI 72/77 kW	Man.	01.86	>			Front	 z.25 L.567 z.24	 z.24 L.840 z.25
	Man.	01.86	>		teeth 48	Front	 z.25 L.567 z.24	 z.24 L.840 z.25
	Man.	01.86	>		teeth 90	Front	 z.25 L.567 z.24	 z.24 L.840 z.25
1.9 D 47/48 kW	Man. BE1/3	06.88	>			Front	 z.21 L.560 z.24	 z.24 L.835 z.21
1.9 GTI 88/94 kW	Man.	01.86	>			Front	 z.25 L.567 z.24	 z.24 L.840 z.25
	Man.	01.86	>		teeth 48	Front	 z.25 L.567 z.24	 z.24 L.840 z.25
	Man.	01.86	>		teeth 90	Front	 z.25 L.567 z.24	 z.24 L.840 z.25
1.9 GTI Kat. 75 kW	Man.	01.86	>			Front	 z.25 L.567 z.24	 z.24 L.840 z.25
	Man.	01.86	>		teeth 48	Front	 z.25 L.567 z.24	 z.24 L.840 z.25
	Man.	01.86	>		teeth 90	Front	 z.25 L.567 z.24	 z.24 L.840 z.25

## 206 (2A/C)

MODEL	GEARBOX	FROM	TO	CHASSIS	ABS	F/R	LEFT DRIVESHAFT	RIGHT DRIVESHAFT
1.1 i 44 kW	Man. MA	10.98	> 09.03			Front	 z.21 L.612 z.22	 z.22 L.887 z.21
	Man. MA	10.98	> 09.03		teeth 48	Front	 z.21 L.612 z.22	 z.22 L.887 z.21
	Man. MA	10.03	>			Front	 z.21 L.610 z.22	 z.22 L.885 z.21
	Man. MA	10.03	>		teeth 48	Front	 z.21 L.610 z.22	 z.22 L.885 z.21
1.4 16v 65 kW	Man. MA	10.03	>			Front	 z.21 L.610 z.22	 z.22 L.885 z.21
	Man. MA	10.03	>		teeth 48	Front	 z.21 L.610 z.22	 z.22 L.885 z.21

# PEUGEOT

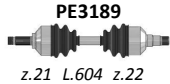
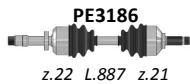
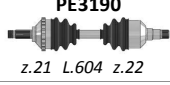
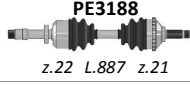
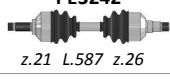
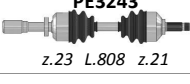
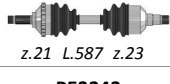

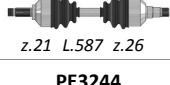



## 206 (2A/C)



MODEL	GEARBOX	FROM	TO	CHASSIS	ABS	F/R	LEFT DRIVESHAFT	RIGHT DRIVESHAFT
1.4 HDI 50 kW	Man. MA	09.01	>			Front	 z.21 L.604 z.22	 z.22 L.887 z.21
	Man. MA	09.01	>		teeth 48	Front	 z.21 L.604 z.22	 z.22 L.887 z.21
1.4 i 55 kW	Man. MA	10.98	> 09.02			Front	 z.21 L.612 z.22	 z.22 L.887 z.21
	Man. MA	10.98	> 09.02		teeth 48	Front	 z.21 L.612 z.22	 z.22 L.887 z.21
	Man. MA	10.02	>			Front	 z.21 L.610 z.22	 z.22 L.885 z.21
	Man. MA	10.02	>		teeth 48	Front	 z.21 L.610 z.22	 z.22 L.885 z.21
	Aut. AL4	01.99	>	> 08547		Front	 z.21 L.587 z.26	 z.23 L.808 z.21
	Aut. AL4	01.99	>	> 08547	teeth 48	Front	 z.21 L.587 z.23	 z.23 L.808 z.21
	Aut. AL4	01.99	>	08548 >		Front	 z.21 L.587 z.26	 z.26 L.808 z.21
	Aut. AL4	01.99	>	08548 >	teeth 48	Front	 z.21 L.587 z.23	 z.26 L.808 z.21
1.6 16V 80 kW	Man. MA77	09.00	>			Front	 z.25 L.597 z.22	 z.22 L.879 z.25
	Man. MA77	09.00	>		teeth 48	Front	 z.25 L.597 z.22	 z.22 L.879 z.25
	Aut. AL4	12.00	>			Front	 z.25 L.580 z.26	 z.26 L.801 z.25
	Aut. AL4	12.00	>		teeth 48	Front	 z.25 L.580 z.26	 z.26 L.801 z.25
1.6 HDI 80 kW	Man. BE4R	05.04	>			Front	 z.25 L.600 z.24	 z.24 L.891 z.25
	Man. BE4R	05.04	>		teeth 48	Front	 z.25 L.600 z.24	 z.24 L.891 z.25

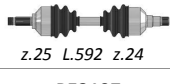




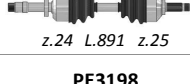




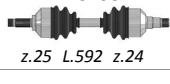



# PEUGEOT

## 206 (2A/C)

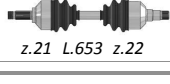
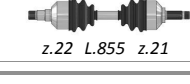
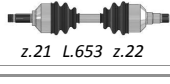
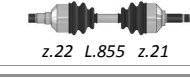
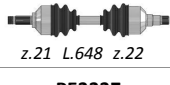



MODEL	GEARBOX	FROM	TO	CHASSIS	ABS	F/R	LEFT DRIVESHAFT	RIGHT DRIVESHAFT
1.6 i 65 kW	Man. MA	09.98	> 12.00			Front	 PE3189 z.21 L.604 z.22	 PE3186 z.22 L.887 z.21
	Man. MA	09.98	> 12.00		teeth 48	Front	 PE3190 z.21 L.604 z.22	 PE3188 z.22 L.887 z.21
	Aut. AL4	09.98	> 12.00	> 08547		Front	 PE3242 z.21 L.587 z.26	 PE3243 z.23 L.808 z.21
	Aut. AL4	09.98	> 12.00	> 08547	teeth 48	Front	 PE3244 z.21 L.587 z.23	 PE3245 z.23 L.808 z.21
	Aut. AL4	09.98	> 12.00	08548 >		Front	 PE3242 z.21 L.587 z.26	 PE3280 z.26 L.808 z.21
	Aut. AL4	09.98	> 12.00	08548 >	teeth 48	Front	 PE3244 z.21 L.587 z.23	 PE3281 z.26 L.808 z.21

1.9 D 51 kW	Man. BE4R	09.98	>			Front	 PE3191 z.21 L.604 z.24	 PE3192 z.24 L.903 z.21
	Man. BE4R	09.98	>		teeth 48	Front	 PE3193 z.21 L.604 z.24	 PE3194 z.24 L.903 z.21

2.0 HDI 66 kW	Man. BE4R	04.99	>	> 08792		Front	 PE3195 z.25 L.592 z.24	 PE3196 z.24 L.891 z.25
	Man. BE4R	04.99	>	> 08792	teeth 48	Front	 PE3197 z.25 L.592 z.24	 PE3198 z.24 L.891 z.25
	Man. BE4R	04.99	>	08793 >		Front	 PE3251 z.25 L.600 z.24	 PE3196 z.24 L.891 z.25
	Man. BE4R	04.99	>	08793 >	teeth 48	Front	 PE3252 z.25 L.600 z.24	 PE3198 z.24 L.891 z.25













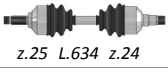

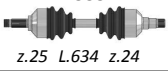

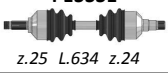





2.0 S16 99 kW	Man. BE4R	04.99	> 10.00			Front	 PE3195 z.25 L.592 z.24	 PE3196 z.24 L.891 z.25
	Man. BE4R	04.99	> 10.00		teeth 48	Front	 PE3197 z.25 L.592 z.24	 PE3198 z.24 L.891 z.25

## 207 (WA\_WC\_)










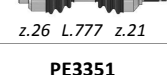


MODEL	GEARBOX	FROM	TO	CHASSIS	ABS	F/R	LEFT DRIVESHAFT	RIGHT DRIVESHAFT
1.4 53/54 kW	Man.	02.06	>			Front	 PE3305 z.21 L.653 z.22	 PE3306 z.22 L.855 z.21
1.4 16v 65 kW	Man.	02.06	>			Front	 PE3305 z.21 L.653 z.22	 PE3306 z.22 L.855 z.21
1.4 16v 70 kW	Man.	06.07	>			Front	 PE3307 z.21 L.648 z.22	 PE3308 z.22 L.863 z.21
	note: Except. Sport Chassis							
	Man.	06.07	>			Front	 PE3337 z.25 L.640 z.22	 PE3338 z.22 L.854 z.25
	note: Vehicle with Sport Chassis							

# PEUGEOT

## 207 (WA,WC\_)

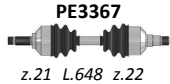

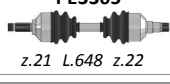
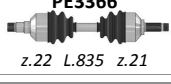
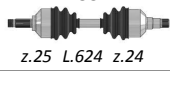



MODEL	GEARBOX	FROM	TO	CHASSIS	ABS	F/R	LEFT DRIVESHAFT	RIGHT DRIVESHAFT
1.4 HDI 50 kW	Man.	02.06	>			Front	 z.21 L.648 z.22	 z.22 L.863 z.21
		note: Except. Sport Chassis						
	Man.	02.06	>			Front	 z.25 L.640 z.22	 z.22 L.854 z.25
		note: Vehicle with Sport Chassis						
1.6 16v 80 kW	Man.	02.06	>			Front	 z.25 L.644 z.22	 z.22 L.850 z.25
	Aut.	02.06	>			Front	 z.25 L.625 z.26	 z.26 L.758 z.25
1.6 HDI 66 kW	Man.	02.06	>	> 12291		Front	 z.25 L.641 z.24	 z.24 L.864 z.25
	Man.	02.06	>	12292 >		Front	 z.25 L.634 z.24	 z.24 L.864 z.25
1.6 HDI 68/80/82 kW	Man.	02.06	>			Front	 z.25 L.634 z.24	 z.24 L.864 z.25
1.6 RC Turbo 128 kW	Man.	02.07	>	11683 >		Front	 z.25 L.634 z.24	 z.24 L.864 z.25
1.6 Turbo 110/115 kW	Man.	02.06	>	11683 >		Front	 z.25 L.634 z.24	 z.24 L.864 z.25
1.6 VTI 88 kW	Man.	02.07	>			Front	 z.25 L.640 z.22	 z.22 L.854 z.25
	Aut.	02.07	>			Front	 z.25 L.617 z.26	 z.26 L.762 z.25

## 208

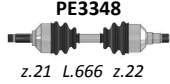
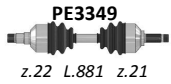
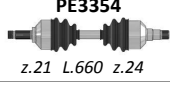
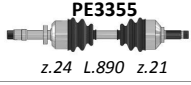


MODEL	GEARBOX	FROM	TO	CHASSIS	ABS	F/R	LEFT DRIVESHAFT	RIGHT DRIVESHAFT
1.2 Vti 60 kW	Man. MA	09.12	>	> 12893		Front	 z.21 L.648 z.22	 z.22 L.835 z.21
	Man. MA	09.12	>	12894 >		Front	 z.21 L.648 z.22	 z.22 L.835 z.21
1.4 70 kW	Man. MA	09.12	>	> 12893		Front	 z.21 L.648 z.22	 z.22 L.835 z.21
	Man. MA	09.12	>	12894 >		Front	 z.21 L.648 z.22	 z.22 L.835 z.21
	Aut. AL4	09.12	>			Front	 z.21 L.627 z.26	 z.26 L.777 z.21
	Aut. AL4	09.12	>			Front	 z.25 L.622 z.26	 z.26 L.768 z.25
		note: CV Joint Ø 72						
		note: CV Joint Ø 82						

# PEUGEOT

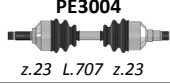
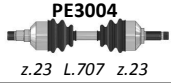
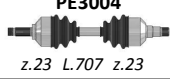
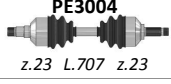


## 208

MODEL	GEARBOX	FROM	TO	CHASSIS	ABS	F/R	LEFT DRIVESHAFT	RIGHT DRIVESHAFT
1.4 HDI 50 kW	Man. MA	09.12	>	> 12893		Front	 z.21 L.648 z.22	 z.22 L.835 z.21
	Man. MA	09.12	>	12894 >		Front	 z.21 L.648 z.22	 z.22 L.835 z.21
1.6 HDI 55/68 kW	Man. MC	09.12	>			Front	 z.25 L.624 z.24	 z.24 L.880 z.25
	Man. BE4R	09.12	>			Front	 z.21 L.637 z.24	 z.24 L.870 z.21

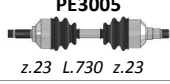
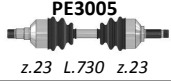
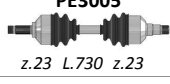
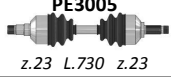


## 301

MODEL	GEARBOX	FROM	TO	CHASSIS	ABS	F/R	LEFT DRIVESHAFT	RIGHT DRIVESHAFT
1.2 Vti 52 kW	Man. MA	09.12	>			Front	 z.21 L.666 z.22	 z.22 L.881 z.21
1.6 HDI 66 kW	Man. BE4R	09.12	>			Front	 z.21 L.660 z.24	 z.24 L.890 z.21
1.6 Vti 84 kW	Man. MA	09.12	>			Front	 z.21 L.673 z.22	 z.22 L.876 z.21

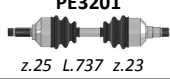



## 304

MODEL	GEARBOX	FROM	TO	CHASSIS	ABS	F/R	LEFT DRIVESHAFT	RIGHT DRIVESHAFT
1.3 48/55 kW	Man. BB8	09.69	> 10.80			Front	 z.23 L.707 z.23	 z.23 L.707 z.23
1.35 33 kW	Man. BB8	09.69	> 10.80			Front	 z.23 L.707 z.23	 z.23 L.707 z.23
1.55 D 36 kW	Man. BB8	09.69	> 10.80			Front	 z.23 L.707 z.23	 z.23 L.707 z.23

## 305 I (581A\_)

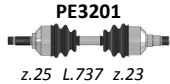
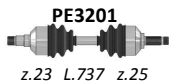
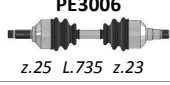
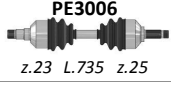
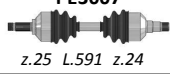
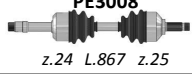
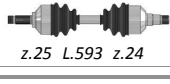
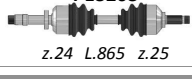
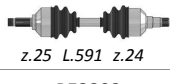







MODEL	GEARBOX	FROM	TO	CHASSIS	ABS	F/R	LEFT DRIVESHAFT	RIGHT DRIVESHAFT
1.3 44/48 kW	Man.	08.77	> 07.82			Front	 z.23 L.730 z.23	 z.23 L.730 z.23
1.5 54 kW	Man.	08.77	> 07.82			Front	 z.23 L.730 z.23	 z.23 L.730 z.23
1.5 D 36 kW	Man.	08.77	> 07.82			Front	 z.23 L.730 z.23	 z.23 L.730 z.23

## 305 II (581M\_)

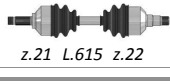

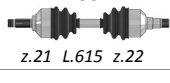




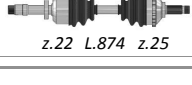
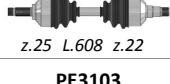



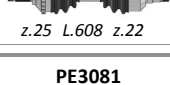

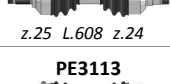


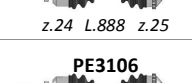
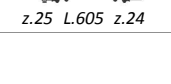
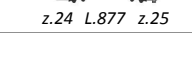
MODEL	GEARBOX	FROM	TO	CHASSIS	ABS	F/R	LEFT DRIVESHAFT	RIGHT DRIVESHAFT
1.3 44/48 kW	Man.	08.82	> 08.84			Front	 z.25 L.737 z.23	 z.23 L.737 z.25
	Man.	09.84	> 12.89			Front	 z.25 L.735 z.23	 z.23 L.735 z.25

# PEUGEOT

## 305 II (581M\_)





























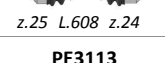
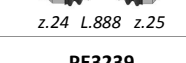


MODEL	GEARBOX	FROM	TO	CHASSIS	ABS	F/R	LEFT DRIVESHAFT	RIGHT DRIVESHAFT
1.5 54 kW	Man.	08.82	> 08.84			Front	 PE3201 z.25 L.737 z.23	 PE3201 z.23 L.737 z.25
	Man.	09.84	> 12.89			Front	 PE3006 z.25 L.735 z.23	 PE3006 z.23 L.735 z.25
	Aut.	08.82	> 08.84			Front	 PE3007 z.25 L.591 z.24	 PE3008 z.24 L.867 z.25
	Aut.	09.84	> 12.89			Front	 PE3202 z.25 L.593 z.24	 PE3203 z.24 L.865 z.25
1.6 54/55 kW	Man. BE1	08.82	> 08.84			Front	 PE3007 z.25 L.591 z.24	 PE3008 z.24 L.867 z.25
	Man.	09.84	> 12.89			Front	 PE3202 z.25 L.593 z.24	 PE3203 z.24 L.865 z.25
1.9 D 47/48 kW	Man. BE1	08.82	> 08.84			Front	 PE3007 z.25 L.591 z.24	 PE3008 z.24 L.867 z.25
	Man.	09.84	> 12.89			Front	 PE3202 z.25 L.593 z.24	 PE3203 z.24 L.865 z.25

## 306 (7B,N3,N5)





MODEL	GEARBOX	FROM	TO	CHASSIS	ABS	F/R	LEFT DRIVESHAFT	RIGHT DRIVESHAFT
1.1 44 kW	Man. MA	06.94	> 05.01			Front	 PE3071 z.21 L.615 z.22	 PE3072 z.22 L.877 z.21
	Man. MA	06.94	> 05.01			Front	 PE3071 z.21 L.615 z.22	 PE3072 z.22 L.877 z.21
1.4 55 kW	Man. MA	06.94	> 05.01		teeth 29	Front	 PE3301 z.25 L.618 z.22	 PE3302 z.22 L.878 z.25
	Man. MA	06.94	> 05.01		teeth 48	Front	 PE3097 z.25 L.615 z.22	 PE3098 z.22 L.874 z.25
	Man. MA	06.94	> 10.00			Front	 PE3073 z.25 L.608 z.22	 PE3074 z.22 L.877 z.25
1.6 65 kW	Man. MA	06.94	> 10.00		teeth 29	Front	 PE3103 z.25 L.608 z.22	 PE3170 z.22 L.877 z.25
	Man. MA	06.94	> 10.00		teeth 48	Front	 PE3101 z.25 L.608 z.22	 PE3257 z.22 L.877 z.25
	Man. MA	05.93	> 10.00			Front	 PE3081 z.25 L.608 z.24	 PE3082 z.24 L.885 z.25
1.7 D 43 kW	Man. MA	05.93	> 10.00		teeth 29	Front	 PE3113 z.25 L.605 z.24	 PE3239 z.24 L.888 z.25
	Man. MA	05.93	> 10.00		teeth 48	Front	 PE3105 z.25 L.605 z.24	 PE3106 z.24 L.877 z.25

# PEUGEOT

## 306 (7B,N3,N5)



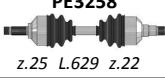
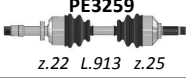
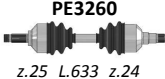
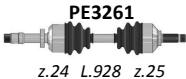
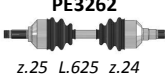

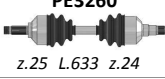
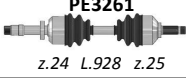


MODEL	GEARBOX	FROM	TO	CHASSIS	ABS	F/R	LEFT DRIVESHAFT	RIGHT DRIVESHAFT
1.8 D 51 kW	Man. BE3	09.98	> 05.01			Front	 z.25 L.608 z.24	 z.24 L.888 z.25
	Man. BE3	09.98	> 05.01		teeth 29	Front	 z.25 L.605 z.24	 z.24 L.888 z.25
	Man. BE3	09.98	> 05.01		teeth 48	Front	 z.25 L.605 z.24	 z.24 L.877 z.25
1.8 ST 74 kW	Man. BE3 /4HP14	06.94	> 05.01			Front	 z.25 L.608 z.24	 z.24 L.888 z.25
	Man. BE3 /4HP14	06.94	> 05.01		teeth 29	Front	 z.25 L.605 z.24	 z.24 L.888 z.25
1.9 SLD 47/50/55 kW	Man. BE3	06.94	> 05.01			Front	 z.25 L.608 z.24	 z.24 L.888 z.25
	Man. BE3	06.94	> 05.01		teeth 29	Front	 z.25 L.605 z.24	 z.24 L.888 z.25
	Man. BE3	06.94	> 05.01		teeth 48	Front	 z.25 L.605 z.24	 z.24 L.877 z.25
1.9 SRDT 66 kW	Man. BE3	06.94	> 05.01			Front	 z.25 z.24	 z.24 L.888 z.25
	Man. BE3	06.94	> 05.01		teeth 29	Front	 z.25 z.24	 z.24 L.888 z.25
2.0 HDI 66 kW	Man.	06.99	> 05.01			Front	 z.25 z.24	 z.24 L.888 z.25
	Man.	06.99	> 05.01		teeth 29	Front	 z.25 z.24	 z.24 L.888 z.25
2.0 S16 110/112 kW	Man. BE3	06.94	> 05.01			Front	 z.25 z.24	 z.24 L.888 z.25
	Man. BE3	06.94	> 05.01		teeth 29	Front	 z.25 z.24	 z.24 L.888 z.25
2.0 ST 89 kW	Man. BE3 /4HP14	07.94	> 05.01			Front	 z.25 L.608 z.24	 z.24 L.888 z.25
	Man. BE3 /4HP14	07.94	> 05.01		teeth 29	Front	 z.25 L.605 z.24	 z.24 L.888 z.25

## 307 (3A/C)

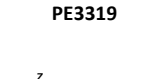
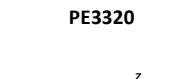
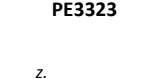
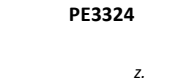

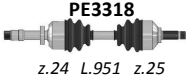
MODEL	GEARBOX	FROM	TO	CHASSIS	ABS	F/R	LEFT DRIVESHAFT	RIGHT DRIVESHAFT
1.4 55 kW	Man. MA	08.00	>			Front	 z.25 L.629 z.22	 z.22 L.913 z.25
1.4 16V 65 kW	Man. MA	11.03	>			Front	 z.25 L.629 z.22	 z.22 L.913 z.25

# PEUGEOT

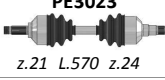
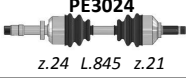
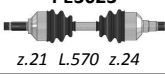
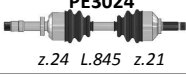
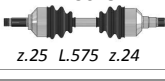
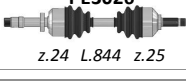
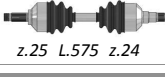
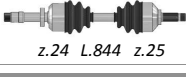


## 307 (3A/C)

MODEL	GEARBOX	FROM	TO	CHASSIS	ABS	F/R	LEFT DRIVESHAFT	RIGHT DRIVESHAFT
1.4 HDI 50 kW	Man. BE4	10.01	>			Front	 z.25 L.633 z.24	 z.24 L.928 z.25
1.6 80 kW	Man. MA	08.00	>			Front	 z.25 L.629 z.22	 z.22 L.913 z.25
	Man. BE4	08.00	>			Front	 z.25 L.633 z.24	 z.24 L.928 z.25
1.6 HDI 66/80 kW	Man. BE4	02.04	>			Front	 z.25 L.625 z.24	 z.24 L.928 z.25
2.0 100/130 kW	Man. BE4	08.00	>			Front	 z.25 L.633 z.24	 z.24 L.928 z.25
2.0 HDI 79/100 kW	Man. BE4	08.00	>			Front	 z.25 L.625 z.24	 z.24 L.928 z.25

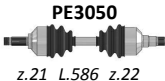
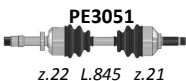


## 308 (4A/C)

MODEL	GEARBOX	FROM	TO	CHASSIS	ABS	F/R	LEFT DRIVESHAFT	RIGHT DRIVESHAFT
All Model AL4	Aut. AL4	09.07	>			-	 z.	 z.
All Model BE4	Man. BE4	09.07	>			-	 z.	 z.
All Model MC	Man. MC	09.07	>			-	 z.25 L.624 z.24	 z.24 L.951 z.25

## 309 I (10C/10A)

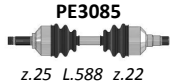

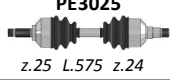
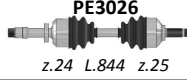
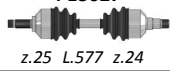
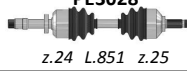


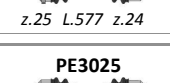
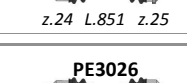
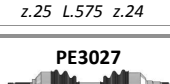


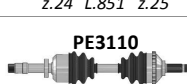




MODEL	GEARBOX	FROM	TO	CHASSIS	ABS	F/R	LEFT DRIVESHAFT	RIGHT DRIVESHAFT
1.1	Man. BE1	07.85	> 05.89			Front	 z.21 L.570 z.24	 z.24 L.845 z.21
1.3 47/48 kW	Man. BE1	07.85	> 05.89			Front	 z.21 L.570 z.24	 z.24 L.845 z.21
	note: Eng. Talbot							
1.6 65/69 kW	Man. BE1/3	07.87	>			Front	 z.25 L.575 z.24	 z.24 L.844 z.25
	note: Eng. Talbot							
1.8 D 44 kW	Man. BE1/3	07.86	>			Front	 z.25 L.575 z.24	 z.24 L.844 z.25
	note: Eng. Talbot							
1.9 50/51 kW	Man. BE1/3	09.85	> 12.93			Front	 z.25 L.575 z.24	 z.24 L.844 z.25

## 309 II (3C/3A)

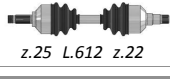

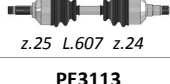



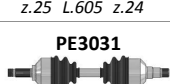









MODEL	GEARBOX	FROM	TO	CHASSIS	ABS	F/R	LEFT DRIVESHAFT	RIGHT DRIVESHAFT
1.1 40/44 kW	Man. MA	06.89	> 12.93			Front	 z.21 L.586 z.22	 z.22 L.845 z.21
1.4 49 kW	Man. MA	07.90	> 12.93			Front	 z.21 L.586 z.22	 z.22 L.845 z.21

# PEUGEOT

## 309 II (3C/3A)


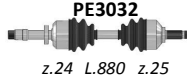
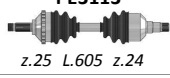

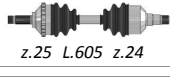

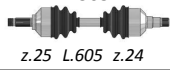


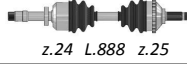
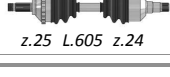





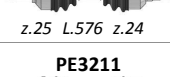


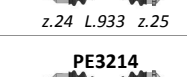
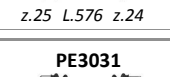
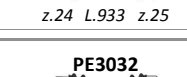





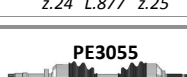
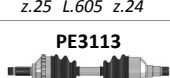





MODEL	GEARBOX	FROM	TO	CHASSIS	ABS	F/R	LEFT DRIVESHAFT	RIGHT DRIVESHAFT
1.4 55 kW	Man. MA	07.89	>			Front	 z.25 L.588 z.22	 z.22 L.845 z.25
1.6 65/69 kW	Aut.	07.89	>			Front	 z.25 L.575 z.24	 z.24 L.844 z.25
1.8 TD 57/66 kW	Man. BE1/3	01.89	>			Front	 z.25 L.577 z.24	 z.24 L.851 z.25
	Man. BE1/3	01.89	>		teeth 48	Front	 z.25 L.577 z.24	 z.24 L.851 z.25
	Man. BE1/3	01.89	>		teeth 90	Front	 z.25 L.577 z.24	 z.24 L.851 z.25
1.9 D 47/48 kW	Man. BE1/3	01.89	>			Front	 z.25 L.575 z.24	 z.24 L.844 z.25
1.9 GTI 88/108 kW	Man. BE1/3	02.87	>			Front	 z.25 L.577 z.24	 z.24 L.851 z.25
	Man. BE1/3	02.87	>		teeth 48	Front	 z.25 L.577 z.24	 z.24 L.851 z.25
	Man. BE1/3	02.87	>		teeth 90	Front	 z.25 L.577 z.24	 z.24 L.851 z.25

## 405 I (15B)

MODEL	GEARBOX	FROM	TO	CHASSIS	ABS	F/R	LEFT DRIVESHAFT	RIGHT DRIVESHAFT
1.4 47 kW	Man. MA	05.87	> 06.92			Front	 z.25 L.612 z.22	 z.22 L.871 z.25
1.6 53/69 kW	Man. BE1/3	05.87	> 06.92			Front	 z.25 L.607 z.24	 z.24 L.880 z.25
	Man. BE1/3	05.87	> 06.92		teeth 29	Front	 z.25 L.605 z.24	 z.24 L.888 z.25
	Man. BE1/3	05.87	> 06.92		teeth 90	Front	 z.25 L.605 z.24	 z.24 L.877 z.25
	Aut.	05.87	> 06.92			Front	 z.25 L.607 z.24	 z.24 L.880 z.25
1.8 TD 66 kW	Man. BE1/3	05.87	> 06.92			Front	 z.25 L.605 z.24	 z.24 L.877 z.25
	Man. BE1/3	05.87	> 06.92		teeth 29	Front	 z.25 L.605 z.24	 z.24 L.888 z.25
	Man. BE1/3	05.87	> 06.92		teeth 90	Front	 z.25 L.605 z.24	 z.24 L.877 z.25

# PEUGEOT

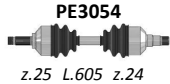

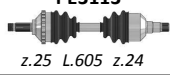

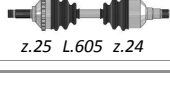

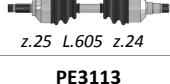



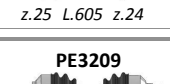

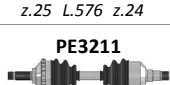
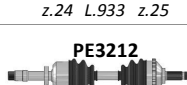
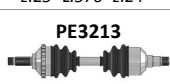



## 405 I (15B)

MODEL	GEARBOX	FROM	TO	CHASSIS	ABS	F/R	LEFT DRIVESHAFT	RIGHT DRIVESHAFT
1.9 50/51 kW	Man. BE1/3	05.87	> 06.92			Front	 z.25 L.607 z.24	 z.24 L.880 z.25
	Man. BE1/3	05.87	> 06.92		teeth 29	Front	 z.25 L.605 z.24	 z.24 L.888 z.25
	Man. BE1/3	05.87	> 06.92		teeth 90	Front	 z.25 L.605 z.24	 z.24 L.877 z.25
1.9 88 kW	Man. BE1/3	05.87	> 07.92			Front	 z.25 L.605 z.24	 z.24 L.877 z.25
	Man. BE1/3	05.87	> 07.92		teeth 29	Front	 z.25 L.605 z.24	 z.24 L.888 z.25
	Man. BE1/3	05.87	> 07.92		teeth 90	Front	 z.25 L.605 z.24	 z.24 L.877 z.25
1.9 4X4 116/118 kW	Man.-Aut.	03.88	> 06.92			Rear	 z.25 L.705 z.27	 z.27 L.705 z.25
	Man.-Aut.	03.88	> 06.92		teeth 90	Rear	 z.25 L.705 z.27	 z.27 L.705 z.25
	Man.	03.88	> 06.92			Front	 z.25 L.576 z.24	 z.24 L.933 z.25
	Man.	03.88	> 06.92		teeth 29	Front	 z.25 L.576 z.24	 z.24 L.933 z.25
	Man.	03.88	> 06.92		teeth 90	Front	 z.25 L.576 z.24	 z.24 L.933 z.25
1.9 D 47/50/51 kW	Man.- Aut.BE1/3	05.87	> 06.92			Front	 z.25 L.607 z.24	 z.24 L.880 z.25
	Man.- Aut.BE1/3	05.87	> 06.92		teeth 29	Front	 z.25 L.605 z.24	 z.24 L.888 z.25
	Man.- Aut.BE1/3	05.87	> 06.92		teeth 90	Front	 z.25 L.605 z.24	 z.24 L.877 z.25
1.9 i 77 kW	Man. BE1/3	05.87	> 12.92			Front	 z.25 L.605 z.24	 z.24 L.877 z.25
	Man. BE1/3	05.87	> 12.92		teeth 29	Front	 z.25 L.605 z.24	 z.24 L.888 z.25
	Man. BE1/3	05.87	> 12.92		teeth 90	Front	 z.25 L.605 z.24	 z.24 L.877 z.25

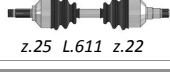
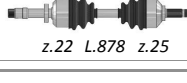
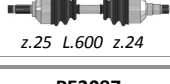
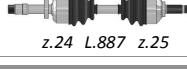



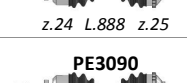
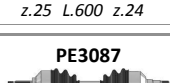


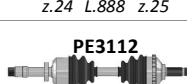
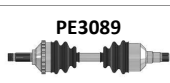
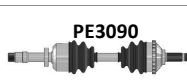




# PEUGEOT

## 405 I (15B)




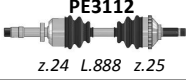
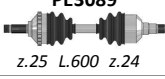
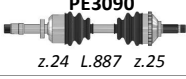
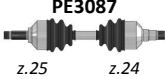
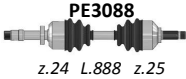


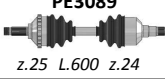
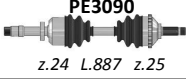
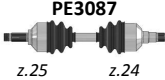
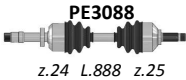
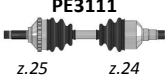
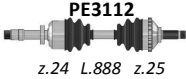
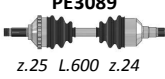
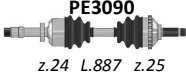
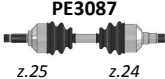
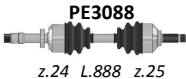
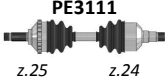
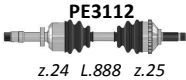

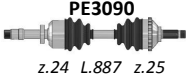


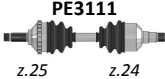
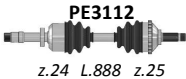

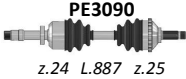


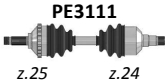
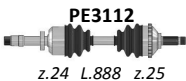
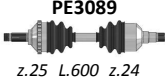
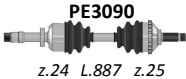
MODEL	GEARBOX	FROM	TO	CHASSIS	ABS	F/R	LEFT DRIVESHAFT	RIGHT DRIVESHAFT
1.9 MI16 108 kW	Man. BE1/3	05.87	> 07.92			Front	 z.25 L.605 z.24	 z.24 L.877 z.25
	Man. BE1/3	05.87	> 07.92		teeth 29	Front	 z.25 L.605 z.24	 z.24 L.888 z.25
	Man. BE1/3	05.87	> 07.92		teeth 90	Front	 z.25 L.605 z.24	 z.24 L.877 z.25
1.9 TD 53/68 kW	Man. BE1/3	05.87	> 06.92			Front	 z.25 L.605 z.24	 z.24 L.877 z.25
	Man. BE1/3	05.87	> 06.92		teeth 29	Front	 z.25 L.605 z.24	 z.24 L.888 z.25
	Man. BE1/3	05.87	> 06.92		teeth 90	Front	 z.25 L.605 z.24	 z.24 L.877 z.25
2.0 4X4	Man.	03.88	> 06.92			Front	 z.25 L.576 z.24	 z.24 L.933 z.25
	Man.	03.88	> 06.92		teeth 29	Front	 z.25 L.576 z.24	 z.24 L.933 z.25
	Man.	03.88	> 06.92		teeth 90	Front	 z.25 L.576 z.24	 z.24 L.933 z.25

## 405 II (4B)

MODEL	GEARBOX	FROM	TO	CHASSIS	ABS	F/R	LEFT DRIVESHAFT	RIGHT DRIVESHAFT
1.4 55 kW	Man.	07.92	> 10.96			Front	 z.25 L.611 z.22	 z.22 L.878 z.25
1.6 65 kW	Man. MA	08.92	> 10.96			Front	 z.25 L.600 z.24	 z.24 L.887 z.25
1.8 i 74 kW	Man.	08.92	> 10.95			Front	 z.25 z.24	 z.24 L.888 z.25
	Man.	08.92	> 10.95		teeth 29	Front	 z.25 z.24	 z.24 L.888 z.25
	Man.	08.92	> 10.95		teeth 90	Front	 z.25 L.600 z.24	 z.24 L.887 z.25
1.9 50/51 kW	Man.	08.92	> 10.96			Front	 z.25 z.24	 z.24 L.888 z.25
	Man.	08.92	> 10.96		teeth 29	Front	 z.25 z.24	 z.24 L.888 z.25
	Man.	08.92	> 10.96		teeth 90	Front	 z.25 L.600 z.24	 z.24 L.887 z.25





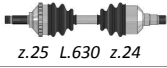







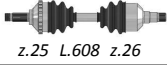




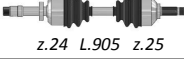

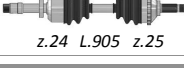



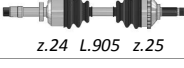


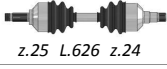
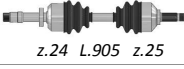


# PEUGEOT

## 405 II (4B)

MODEL	GEARBOX	FROM	TO	CHASSIS	ABS	F/R	LEFT DRIVESHAFT	RIGHT DRIVESHAFT
1.9 Sri 95 kW	Man. MA	08.92	> 10.96			Front	 z.25 L.600 z.24	 z.24 L.887 z.25
	Man.	08.92	> 10.96		teeth 29	Front	 z.25 z.24	 z.24 L.888 z.25
	Man.	08.92	> 10.96		teeth 90	Front	 z.25 L.600 z.24	 z.24 L.887 z.25
1.9 TD 66 kW	Man.	08.92	> 10.96			Front	 z.25 z.24	 z.24 L.888 z.25
	Man.	08.92	> 10.96		teeth 29	Front	 z.25 z.24	 z.24 L.888 z.25
	Man.	08.92	> 10.96		teeth 90	Front	 z.25 L.600 z.24	 z.24 L.887 z.25
2.0 89 kW	Man.	08.92	> 10.96			Front	 z.25 z.24	 z.24 L.888 z.25
	Man.	08.92	> 10.96		teeth 29	Front	 z.25 z.24	 z.24 L.888 z.25
	Man.	08.92	> 10.96		teeth 90	Front	 z.25 L.600 z.24	 z.24 L.887 z.25
2.0 16V 110 kW	Man.	06.94	> 10.96			Front	 z.25 z.24	 z.24 L.888 z.25
	Man.	06.94	> 10.96		teeth 29	Front	 z.25 z.24	 z.24 L.888 z.25
	Man.	06.94	> 10.96		teeth 90	Front	 z.25 L.600 z.24	 z.24 L.887 z.25
2.0 4X4 89/90 kW	Man.	08.92	> 10.96			Front	 z.25 z.24	 z.24 L.888 z.25
	Man.	08.92	> 10.96		teeth 29	Front	 z.25 z.24	 z.24 L.888 z.25
	Man.	08.92	> 10.96		teeth 90	Front	 z.25 L.600 z.24	 z.24 L.887 z.25
2.0 MI16 112 kW	Man.	08.92	> 10.96			Front	 z.25 z.24	 z.24 L.888 z.25
	Man.	08.92	> 10.96		teeth 29	Front	 z.25 z.24	 z.24 L.888 z.25
	Man.	08.92	> 10.96		teeth 90	Front	 z.25 L.600 z.24	 z.24 L.887 z.25

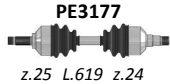
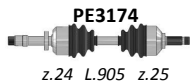
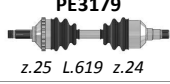
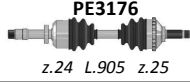
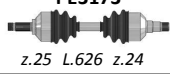
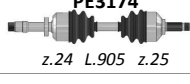
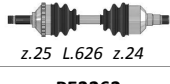
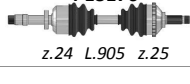
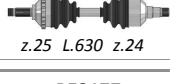
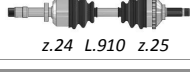
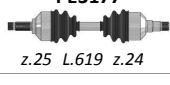
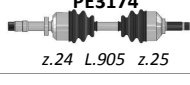

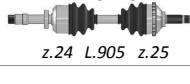


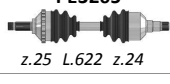
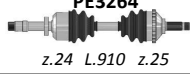


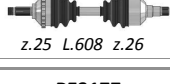
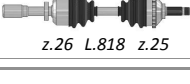
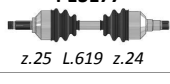
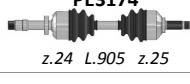

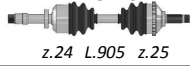
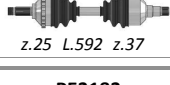
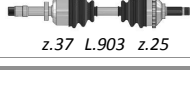
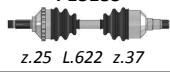

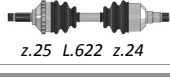

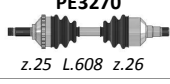
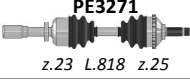
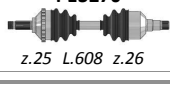
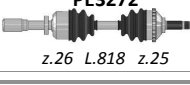
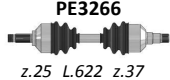
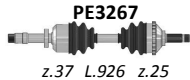
# PEUGEOT

## 406 (8B\_)

MODEL	GEARBOX	FROM	TO	CHASSIS	ABS	F/R	LEFT DRIVESHAFT	RIGHT DRIVESHAFT
1.6 65 kW	Man. BE3/BE4	10.95 >	03.99			Front	 z.25 L.626 z.24	 z.24 L.905 z.25
	Man. BE3/BE4 note: ABS Ø 99 mm.	10.95 >	03.99		teeth 29	Front	 z.25 L.626 z.24	 z.24 L.905 z.25
	Man. BE3/BE4 note: ABS Ø 99 mm.	04.99 >	05.04		teeth 48	Front	 z.25 L.630 z.24	 z.24 L.910 z.25
1.8 66/81 kW	Man. BE3/BE4	05.97 >	03.99			Front	 z.25 L.626 z.24	 z.24 L.905 z.25
	Man. BE3/BE4 note: ABS Ø 99 mm.	05.97 >	03.99		teeth 29	Front	 z.25 L.626 z.24	 z.24 L.905 z.25
	Man. BE3/BE4 note: ABS Ø 99 mm.	04.99 >	05.04		teeth 48	Front	 z.25 L.630 z.24	 z.24 L.910 z.25
1.8 16v 81/85 kW	Aut. AL4	04.99 >		> 08547	teeth 48	Front	 z.25 L.608 z.26	 z.23 L.818 z.25
	Aut. AL4	04.99 >		08548 >	teeth 48	Front	 z.25 L.608 z.26	 z.26 L.818 z.25
1.8 16V 81 kW	Man. BE3/BE4	10.95 >	03.99			Front	 z.25 L.626 z.24	 z.24 L.905 z.25
	Man. BE3/BE4 note: ABS Ø 99 mm.	10.95 >	03.99		teeth 29	Front	 z.25 L.626 z.24	 z.24 L.905 z.25
1.9 D 55 kW	Man. BE3/BE4	03.96 >	03.99			Front	 z.25 L.626 z.24	 z.24 L.905 z.25
	Man. BE3/BE4 note: ABS Ø 99 mm.	03.96 >	03.99		teeth 29	Front	 z.25 L.626 z.24	 z.24 L.905 z.25
	Man. BE3/BE4 note: ABS Ø 99 mm.	04.99 >	05.04		teeth 48	Front	 z.25 L.630 z.24	 z.24 L.910 z.25
1.9 TD 55 kW	Man. BE3/BE4	03.96 >	03.99			Front	 z.25 L.626 z.24	 z.24 L.905 z.25
	Man. BE3/BE4 note: ABS Ø 99 mm.	03.96 >	03.99		teeth 29	Front	 z.25 L.626 z.24	 z.24 L.905 z.25

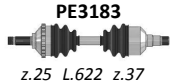
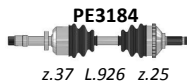
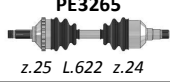
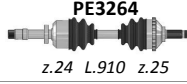
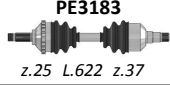
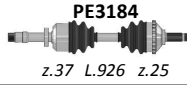
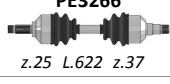

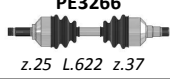
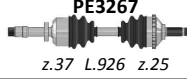
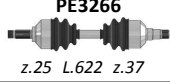
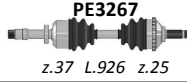
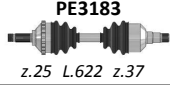
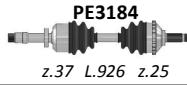
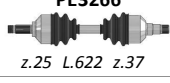



# PEUGEOT

## 406 (8B\_)





MODEL	GEARBOX	FROM	TO	CHASSIS	ABS	F/R	LEFT DRIVESHAFT	RIGHT DRIVESHAFT
1.9 TD 66/68 kW	Man. BE3/BE4	10.95	> 03.99			Front	 z.25 L.619 z.24	 z.24 L.905 z.25
	Man. BE3/BE4 note: ABS $\varnothing$ 99 mm.	10.95	> 03.99		teeth 29	Front	 z.25 L.619 z.24	 z.24 L.905 z.25
	Man. BE3/BE4	03.96	> 03.99			Front	 z.25 L.626 z.24	 z.24 L.905 z.25
	Man. BE3/BE4 note: ABS $\varnothing$ 99 mm.	03.96	> 03.99		teeth 29	Front	 z.25 L.626 z.24	 z.24 L.905 z.25
	Man. BE3/BE4 note: ABS $\varnothing$ 99 mm.	04.99	> 05.04		teeth 48	Front	 z.25 L.630 z.24	 z.24 L.910 z.25
2.0 97/99 kW	Man. BE3/BE4	10.95	> 03.99			Front	 z.25 L.619 z.24	 z.24 L.905 z.25
	Man. BE3/BE4 note: ABS $\varnothing$ 99 mm.	10.95	> 03.99		teeth 29	Front	 z.25 L.619 z.24	 z.24 L.905 z.25
	Aut. 4HP20 note: ABS $\varnothing$ 99 mm.		> 03.99		teeth 29	Front	 z.25 L.592 z.37	 z.37 L.903 z.25
2.0 16v 97/100 kW	Man. BE3/BE4 note: ABS $\varnothing$ 99 mm.	04.99	> 05.04		teeth 48	Front	 z.25 L.622 z.24	 z.24 L.910 z.25
	Aut. AL4 note: ABS $\varnothing$ 99 mm.	04.99	>	> 08547	teeth 48	Front	 z.25 L.608 z.26	 z.23 L.818 z.25
	Aut. AL4 note: ABS $\varnothing$ 99 mm.	04.99	>	08548 >	teeth 48	Front	 z.25 L.608 z.26	 z.26 L.818 z.25
2.0 Coupé 97/99 kW	Man. BE3/BE4	10.95	> 03.99			Front	 z.25 L.619 z.24	 z.24 L.905 z.25
	Man. BE3/BE4 note: ABS $\varnothing$ 99 mm.	10.95	> 03.99		teeth 29	Front	 z.25 L.619 z.24	 z.24 L.905 z.25
	Aut. 4HP20 note: ABS $\varnothing$ 99 mm.		> 03.99		teeth 29	Front	 z.25 L.592 z.37	 z.37 L.903 z.25
2.0 HDI 66/80 kW	Man. ML note: ABS $\varnothing$ 99 mm.	06.98	> 03.99		teeth 29	Front	 z.25 L.622 z.37	 z.37 L.926 z.25
	Man. BE3/BE4 note: ABS $\varnothing$ 99 mm.	04.99	> 05.04		teeth 48	Front	 z.25 L.622 z.24	 z.24 L.910 z.25
2.0 HDI 80 kW	Aut. AL4 note: ABS $\varnothing$ 99 mm.	04.99	>	> 08547	teeth 48	Front	 z.25 L.608 z.26	 z.23 L.818 z.25
	Aut. AL4 note: ABS $\varnothing$ 99 mm.	04.99	>	08548 >	teeth 48	Front	 z.25 L.608 z.26	 z.26 L.818 z.25
2.0 HDI FAP 79 kW	Man. ML note: ABS $\varnothing$ 99 mm.	08.01	> 05.04		teeth 48	Front	 z.25 L.622 z.37	 z.37 L.926 z.25

# PEUGEOT

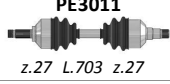
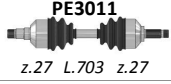

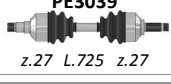

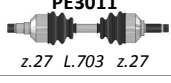
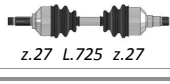
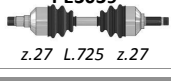
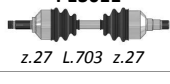
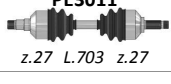


## 406 (8B\_)

MODEL	GEARBOX	FROM	TO	CHASSIS	ABS	F/R	LEFT DRIVESHAFT	RIGHT DRIVESHAFT
2.0 Turbo 108 kW	Man. ML	07.96	> 03.99		teeth 29	Front	 PE3183 z.25 L.622 z.37	 PE3184 z.37 L.926 z.25
	Man. BE3/BE4	04.99	> 05.04		teeth 48	Front	 PE3265 z.25 L.622 z.24	 PE3264 z.24 L.910 z.25
2.1 TD 12v 80 kW	Man. ML	03.96	> 03.99		teeth 29	Front	 PE3183 z.25 L.622 z.37	 PE3184 z.37 L.926 z.25
	Man. ML	04.99	> 05.04		teeth 48	Front	 PE3266 z.25 L.622 z.37	 PE3267 z.37 L.926 z.25
2.2 116 kW	Man. ML	07.00	>		teeth 48	Front	 PE3266 z.25 L.622 z.37	 PE3267 z.37 L.926 z.25
2.2 HDI FAP 98 kW	Man. ML	03.00	> 05.04		teeth 48	Front	 PE3266 z.25 L.622 z.37	 PE3267 z.37 L.926 z.25
3.0 V6 140/152 kW	Man. ML	07.96	> 03.99		teeth 29	Front	 PE3183 z.25 L.622 z.37	 PE3184 z.37 L.926 z.25
	Man. ML	04.99	> 05.04		teeth 48	Front	 PE3266 z.25 L.622 z.37	 PE3267 z.37 L.926 z.25
	Aut. 4HP20	07.96	> 03.99		teeth 29	Front	 PE3204 z.25 L.592 z.37	 PE3205 z.37 L.903 z.25

## 407 (6D\_)

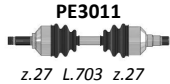
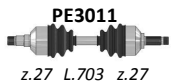
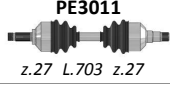
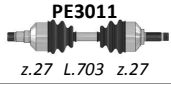
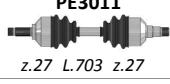

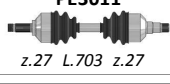
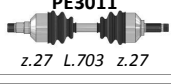

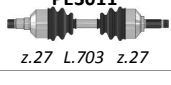
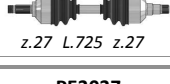



MODEL	GEARBOX	FROM	TO	CHASSIS	ABS	F/R	LEFT DRIVESHAFT	RIGHT DRIVESHAFT
1.6 HDI 80 kW	Man.	05.04	>			Front	 PE3339 z.28 L.669 z.24	 PE3340 z.24 L.961 z.28
2.0 HDI 100 kW	Man.	05.04	>			Front	 PE3292 z.28 L.655 z.37	 PE3293 z.37 L.969 z.28

## 504

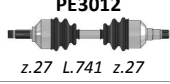
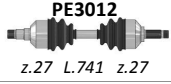
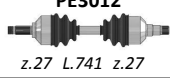
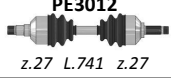
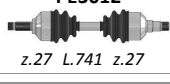
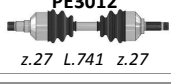
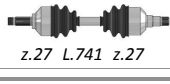
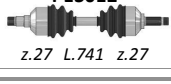
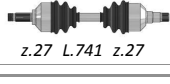
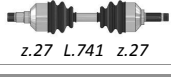
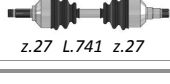
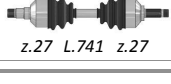
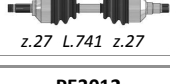
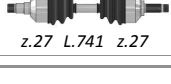




MODEL	GEARBOX	FROM	TO	CHASSIS	ABS	F/R	LEFT DRIVESHAFT	RIGHT DRIVESHAFT
1.6	Man.	09.68	> 07.75			Rear	 PE3011 z.27 L.703 z.27	 PE3011 z.27 L.703 z.27
	Man.	08.75	>			Rear	 PE3039 z.27 L.725 z.27	 PE3039 z.27 L.725 z.27
1.8 53/58 kW	Man.	09.68	> 07.75			Rear	 PE3011 z.27 L.703 z.27	 PE3011 z.27 L.703 z.27
	Man.	08.75	>			Rear	 PE3039 z.27 L.725 z.27	 PE3039 z.27 L.725 z.27
2.0 68/78 kW	Man.	09.68	> 07.75			Rear	 PE3011 z.27 L.703 z.27	 PE3011 z.27 L.703 z.27
	Man.	08.75	>			Rear	 PE3039 z.27 L.725 z.27	 PE3039 z.27 L.725 z.27

# PEUGEOT



## 504

MODEL	GEARBOX	FROM	TO	CHASSIS	ABS	F/R	LEFT DRIVESHAFT	RIGHT DRIVESHAFT
2.0 D 40 kW	Man.	09.68	> 07.75			Rear	 z.27 L.703 z.27	 z.27 L.703 z.27
2.1 D 42 kW	Man.	09.68	> 07.75			Rear	 z.27 L.703 z.27	 z.27 L.703 z.27
2.3 D 51 kW	Man.	09.68	> 07.75			Rear	 z.27 L.703 z.27	 z.27 L.703 z.27
2.5 D 51/55 kW	Man.	09.68	> 07.75			Rear	 z.27 L.703 z.27	 z.27 L.703 z.27
2.6 V6	Man.	09.68	> 07.75			Rear	 z.27 L.703 z.27	 z.27 L.703 z.27
	Man.	08.75	>			Rear	 z.27 L.725 z.27	 z.27 L.725 z.27
Dangel 4X4	Man.		>			Front	 z.27 L.875 z.27	 z.27 L.672 z.27

## 505 (551A\_)

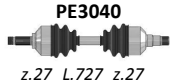





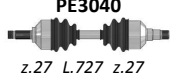

MODEL	GEARBOX	FROM	TO	CHASSIS	ABS	F/R	LEFT DRIVESHAFT	RIGHT DRIVESHAFT
1.8 53/58 kW	Man.	03.79	>			Rear	 z.27 L.741 z.27	 z.27 L.741 z.27
2.0 72/81 kW	Man.	03.79	>			Rear	 z.27 L.741 z.27	 z.27 L.741 z.27
2.2 GTI 90 kW	Man.	03.79	>			Rear	 z.27 L.741 z.27	 z.27 L.741 z.27
2.2 Turbo 114 kW	Man.	03.79	>			Rear	 z.27 L.741 z.27	 z.27 L.741 z.27
2.3 D 51 kW	Man.	03.79	>			Rear	 z.27 L.741 z.27	 z.27 L.741 z.27
2.5 D 51/55 kW	Man.	03.79	>			Rear	 z.27 L.741 z.27	 z.27 L.741 z.27
2.5 TD 77 kW	Man.	03.79	>			Rear	 z.27 L.741 z.27	 z.27 L.741 z.27
2.8 V6 105 kW	Man.	03.79	>			Rear	 z.27 L.741 z.27	 z.27 L.741 z.27
Dangel 4X4	Man.		>			Front	 z.27 L.875 z.27	 z.27 L.672 z.27

## 604

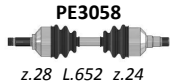
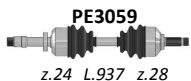


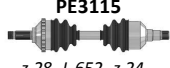




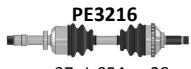





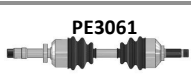
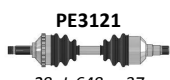

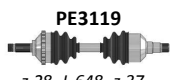





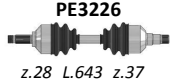
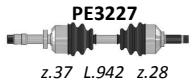
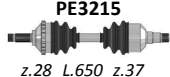
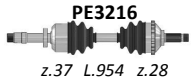
MODEL	GEARBOX	FROM	TO	CHASSIS	ABS	F/R	LEFT DRIVESHAFT	RIGHT DRIVESHAFT
2.3 TD 59 kW	Man.	03.75	>			Rear	 z.27 L.727 z.27	 z.27 L.727 z.27

# PEUGEOT

## 604


































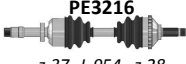


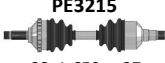
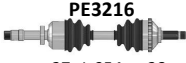
MODEL	GEARBOX	FROM	TO	CHASSIS	ABS	F/R	LEFT DRIVESHAFT	RIGHT DRIVESHAFT
2.5 GTD 51/55 kW	Man.	03.75	>			Rear	 z.27 L.727 z.27	 z.27 L.727 z.27
2.7 SL 100 kW	Man.	08.75	>			Rear	 z.27 L.725 z.27	 z.27 L.725 z.27
2.7 TI 100 kW	Man.	08.75	>			Rear	 z.27 L.727 z.27	 z.27 L.727 z.27
2.8 GTI 110 kW	Man.	03.75	>			Rear	 z.27 L.727 z.27	 z.27 L.727 z.27

## 605 (6B\_)

MODEL	GEARBOX	FROM	TO	CHASSIS	ABS	F/R	LEFT DRIVESHAFT	RIGHT DRIVESHAFT
2.0 80/84 kW	Man. BE3	05.89	>			Front	 z.28 L.652 z.24	 z.24 L.937 z.28
	Man. BE3	05.89	>		teeth 29	Front	 z.28 L.652 z.24	 z.24 L.937 z.28
	Man. BE3	05.89	>		teeth 48	Front	 z.28 L.652 z.24	 z.24 L.937 z.28
2.0 97/99 kW	Man. MEST	07.94	>			Front	 z.28 L.643 z.37	 z.37 L.942 z.28
	Man. MEST	07.94	>		teeth 29	Front	 z.28 L.650 z.37	 z.37 L.954 z.28
	Aut. 4HP18	07.94	>			Front	 z.28 L.643 z.37	 z.37 L.942 z.28
	Aut. 4HP18	07.94	>		teeth 29	Front	 z.28 L.650 z.37	 z.37 L.954 z.28
2.0 Turbo 108 kW	Man. MEST	07.93	> 06.94			Front	 z.28 L.648 z.37	 z.37 L.936 z.28
	Man. MEST	07.93	> 06.94		teeth 29	Front	 z.28 L.648 z.37	 z.37 L.936 z.28
	Man. MEST	07.93	> 06.94		teeth 48	Front	 z.28 L.648 z.37	 z.37 L.936 z.28
	Man. MEST	07.94	>			Front	 z.28 L.643 z.37	 z.37 L.942 z.28
	Man. MEST	07.94	>		teeth 29	Front	 z.28 L.650 z.37	 z.37 L.954 z.28
	Aut. 4HP18	07.94	>			Front	 z.28 L.643 z.37	 z.37 L.942 z.28
	Aut. 4HP18	07.94	>		teeth 29	Front	 z.28 L.650 z.37	 z.37 L.954 z.28

# PEUGEOT




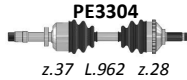
## 605 (6B\_)

MODEL	GEARBOX	FROM	TO	CHASSIS	ABS	F/R	LEFT DRIVESHAFT	RIGHT DRIVESHAFT
2.1 D	Man. BE3	05.89	>			Front	 z.28 L.652 z.24	 z.24 L.937 z.28
	Man. BE3	05.89	>		teeth 29	Front	 z.28 L.652 z.24	 z.24 L.937 z.28
	Man. BE3	05.89	>		teeth 48	Front	 z.28 L.652 z.24	 z.24 L.937 z.28
2.1 TD 80 kW	Man. MEST	05.89	> 06.94			Front	 z.28 L.648 z.37	 z.37 L.936 z.28
	Man. MEST	05.89	> 06.94		teeth 29	Front	 z.28 L.648 z.37	 z.37 L.936 z.28
	Man. MEST	05.89	> 06.94		teeth 48	Front	 z.28 L.648 z.37	 z.37 L.936 z.28
	Man. MEST	07.94	>			Front	 z.28 L.643 z.37	 z.37 L.942 z.28
	Man. MEST	07.94	>		teeth 29	Front	 z.28 L.650 z.37	 z.37 L.954 z.28
	Aut. 4HP18	07.94	>			Front	 z.28 L.643 z.37	 z.37 L.942 z.28
	Aut. 4HP18	07.94	>		teeth 29	Front	 z.28 L.650 z.37	 z.37 L.954 z.28
2.5 TD 95 kW	Man. MG5T	07.94	>		teeth 48	Front	 z.28 L.644 z.41	 z.41 L.956 z.28
3.0 123/147 kW	Man. MG5T	07.94	>		teeth 48	Front	 z.28 L.644 z.41	 z.41 L.956 z.28
	Man. MEST	05.89	> 06.94			Front	 z.28 L.648 z.37	 z.37 L.936 z.28
	Man. MEST	05.89	> 06.94		teeth 29	Front	 z.28 L.648 z.37	 z.37 L.936 z.28
	Man. MEST	05.89	> 06.94		teeth 48	Front	 z.28 L.648 z.37	 z.37 L.936 z.28
	Man. MEST	07.94	>			Front	 z.28 L.643 z.37	 z.37 L.942 z.28
	Man. MEST	07.94	>		teeth 29	Front	 z.28 L.650 z.37	 z.37 L.954 z.28
	Aut. 4HP18	07.94	>			Front	 z.28 L.643 z.37	 z.37 L.942 z.28
Aut. 4HP18	07.94	>		teeth 29	Front	 z.28 L.650 z.37	 z.37 L.954 z.28	



# PEUGEOT


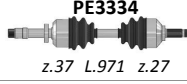

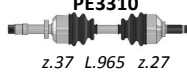
## 607 (9D,9U)

MODEL	GEARBOX	FROM	TO	CHASSIS	ABS	F/R	LEFT DRIVESHAFT	RIGHT DRIVESHAFT
2.0 HDI 80 kW	Man. ML	04.00	>		teeth 48	Front	 z.28 L.647 z.37	 z.37 L.962 z.28
2.2 HDI 98 kW	Man. ML	02.00	>		teeth 48	Front	 z.28 L.647 z.37	 z.37 L.962 z.28



## 806 (221)

MODEL	GEARBOX	FROM	TO	CHASSIS	ABS	F/R	LEFT DRIVESHAFT	RIGHT DRIVESHAFT
1.8 73 kW	Man. BE3	07.96	>			Front	 z.27 L.647 z.24	 z.24 L.936 z.27
	Man. BE3	07.96	>		teeth 48	Front	 z.27 L.647 z.24	 z.24 L.936 z.27
1.9 TD 66 kW	Man. ME5K	01.94	>			Front	 z.27 L.642 z.37	 z.37 L.942 z.27
	Man. ME5K	01.94	>		teeth 48	Front	 z.27 L.641 z.37	 z.37 L.942 z.27
2.0 89/90 kW	Man. BE3	01.94	>			Front	 z.27 L.647 z.24	 z.24 L.936 z.27
	Man. BE3	01.94	>		teeth 48	Front	 z.27 L.647 z.24	 z.24 L.936 z.27
2.0 HDI 80 kW	Man.	08.99	>		teeth 48	Front	 z.27 L.641 z.37	 z.37 L.942 z.27
2.0 Turbo 108 kW	Man. ME5K	01.94	>			Front	 z.27 L.642 z.37	 z.37 L.942 z.27
	Man. ME5K	01.94	>		teeth 48	Front	 z.27 L.641 z.37	 z.37 L.942 z.27
2.1 TD 80 kW	Man. ME5K	07.96	>			Front	 z.27 L.642 z.37	 z.37 L.942 z.27
	Man. ME5K	07.96	>		teeth 48	Front	 z.27 L.641 z.37	 z.37 L.942 z.27

## 807 (E)

MODEL	GEARBOX	FROM	TO	CHASSIS	ABS	F/R	LEFT DRIVESHAFT	RIGHT DRIVESHAFT
2.0 HDI 100 kW	Man.	06.06	>			Front	 z.27 z.37	 z.37 L.971 z.27
2.0 HDI 79/80 kW	Man.	06.02	>			Front	 z.27 L.642 z.37	 z.37 L.965 z.27

## 1007 (KM\_)





MODEL	GEARBOX	FROM	TO	CHASSIS	ABS	F/R	LEFT DRIVESHAFT	RIGHT DRIVESHAFT
1.4 16v 65 kW	Man.	04.05	>			Front	 z.21 L.642 z.22	 z.22 L.841 z.22

# PEUGEOT

## 1007 (KM\_)

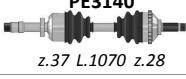
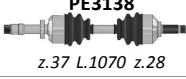
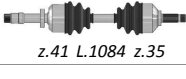

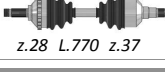
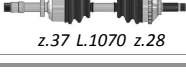


MODEL	GEARBOX	FROM	TO	CHASSIS	ABS	F/R	LEFT DRIVESHAFT	RIGHT DRIVESHAFT
1.6 16v 80 kW	Man.	10.05	>			Front	 PE3329 z.21 L.642 z.22	 PE3330 z.22 L.841 z.22

## BIPPER (AA\_)

MODEL	GEARBOX	FROM	TO	CHASSIS	ABS	F/R	LEFT DRIVESHAFT	RIGHT DRIVESHAFT
1.4 54 kW	Man.	02.08	>			Front	 PE3315 z.22 L.649 z.22	 PE3316 z.22 L.882 z.22
1.4 HDI 50 kW	Man.	02.08	>			Front	 PE3335 z.25 L.655 z.22	 PE3336 z.22 L.886 z.25





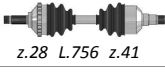











# PEUGEOT LCV

## BOXER I (230\_)

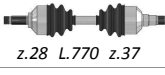











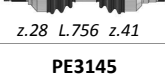
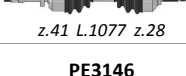
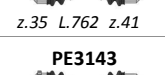


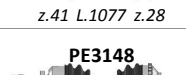
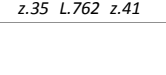
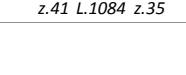
MODEL	GEARBOX	FROM	TO	CHASSIS	ABS	F/R	LEFT DRIVESHAFT	RIGHT DRIVESHAFT
1.9 D 51 kW	Man. ME5	02.94	> 11.01			Front	 z.28 L.770 z.37	 z.37 L.1070 z.28
	Man. ME5	02.94	> 11.01		teeth 54	Front	 z.28 L.770 z.37	 z.37 L.1070 z.28
1.9 TD 66 kW	Man. ME5	02.94	> 11.01			Front	 z.28 L.770 z.37	 z.37 L.1070 z.28
	Man. ME5	02.94	> 11.01		teeth 54	Front	 z.28 L.770 z.37	 z.37 L.1070 z.28
2.0 80 kW	Man. MG5	02.94	> 11.01			Front	 z.28 L.756 z.41	 z.41 L.1077 z.28
		note: Capacity 10/14 q						
	Man. MG5	02.94	> 11.01			Front	 z.35 L.762 z.41	 z.41 L.1084 z.35
		note: Capacity 18 q						
	Man. MG5	02.94	> 11.01		teeth 54	Front	 z.28 L.756 z.41	 z.41 L.1077 z.28
		note: Capacity 10/14 q						
2.5 D 63 kW	Man. MG5	02.94	> 11.01			Front	 z.35 L.762 z.41	 z.41 L.1084 z.35
		note: Capacity 18 q						
	Man. ME5	02.94	> 11.01			Front	 z.28 L.770 z.37	 z.37 L.1070 z.28
	Man. ME5	02.94	> 11.01		teeth 54	Front	 z.28 L.770 z.37	 z.37 L.1070 z.28
		note: Capacity 18 q						
		note: Capacity 10/14 q						
2.5 TD 76 kW	Man. ME5	02.94	> 11.01			Front	 z.28 L.770 z.37	 z.37 L.1070 z.28
		note: Capacity 18 q						
	Man. ME5	02.94	> 11.01		teeth 54	Front	 z.28 L.770 z.37	 z.37 L.1070 z.28
		note: Capacity 10/14 q						
	Man. MG5	02.94	> 11.01			Front	 z.28 L.756 z.41	 z.41 L.1077 z.28
		note: Capacity 10/14 q						
2.5 TD 76 kW	Man. MG5	02.94	> 11.01			Front	 z.35 L.762 z.41	 z.41 L.1084 z.35
		note: Capacity 18 q						
	Man. MG5	02.94	> 11.01		teeth 54	Front	 z.28 L.756 z.41	 z.41 L.1077 z.28
		note: Capacity 10/14 q						
	Man. MG5	02.94	> 11.01		teeth 54	Front	 z.35 L.762 z.41	 z.41 L.1084 z.35
		note: Capacity 18 q						

# PEUGEOT LCV

## BOXER I (230\_)

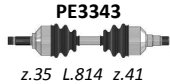

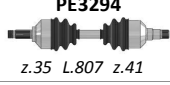
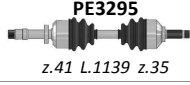


MODEL	GEARBOX	FROM	TO	CHASSIS	ABS	F/R	LEFT DRIVESHAFT	RIGHT DRIVESHAFT
2.5 TDI 79 kW	Man. MG5	02.94	> 11.01			Front	 z.28 L.756 z.41	 z.41 L.1077 z.28
		note: Capacity 10/14 q						
	Man. MG5	02.94	> 11.01			Front	 z.35 L.762 z.41	 z.41 L.1084 z.35
		note: Capacity 18 q						
2.8 HDI 94 kW	Man. MG5	02.94	> 11.01		teeth 54	Front	 z.28 L.756 z.41	 z.41 L.1077 z.28
		note: Capacity 10/14 q						
	Man. MG5	02.94	> 11.01		teeth 54	Front	 z.35 L.762 z.41	 z.41 L.1084 z.35
		note: Capacity 18 q						
2.8 HDI 94 kW	Man. MG5	10.00	> 11.01			Front	 z.28 L.756 z.41	 z.41 L.1077 z.28
		note: Capacity 10/14 q						
	Man. MG5	10.00	> 11.01			Front	 z.35 L.762 z.41	 z.41 L.1084 z.35
		note: Capacity 18 q						
2.8 HDI 94 kW	Man. MG5	10.00	> 11.01		teeth 54	Front	 z.28 L.756 z.41	 z.41 L.1077 z.28
		note: Capacity 10/14 q						
	Man. MG5	10.00	> 11.01		teeth 54	Front	 z.35 L.762 z.41	 z.41 L.1084 z.35
		note: Capacity 18 q						

## BOXER II (244\_)

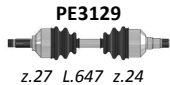
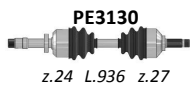
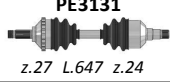
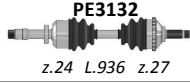
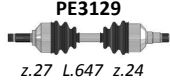
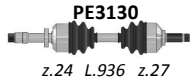
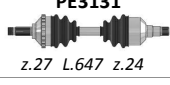
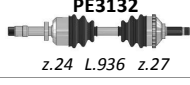
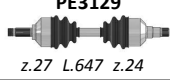
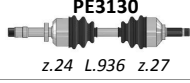
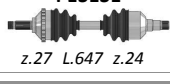

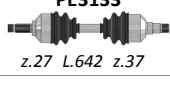
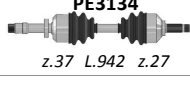
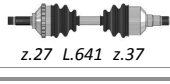
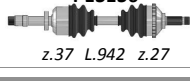


MODEL	GEARBOX	FROM	TO	CHASSIS	ABS	F/R	LEFT DRIVESHAFT	RIGHT DRIVESHAFT
2.0 HDI 62 kW	Man. ME5	04.02	>			Front	 z.28 L.770 z.37	 z.37 L.1070 z.28
	Man. ME5	04.02	>		teeth 54	Front	 z.28 L.770 z.37	 z.37 L.1070 z.28
2.2 HDI 74 kW	Man. MG5	04.02	>			Front	 z.28 L.756 z.41	 z.41 L.1077 z.28
		note: Capacity 11/15 q						
	Man. MG5	04.02	>			Front	 z.35 L.762 z.41	 z.41 L.1084 z.35
		note: Capacity 18 q						
2.2 HDI 74 kW	Man. MG5	04.02	>		teeth 54	Front	 z.28 L.756 z.41	 z.41 L.1077 z.28
		note: Capacity 11/15 q						
	Man. MG5	04.02	>		teeth 54	Front	 z.35 L.762 z.41	 z.41 L.1084 z.35
		note: Capacity 18 q						
2.8 HDI 94 kW	Man. MG5	04.02	>			Front	 z.28 L.756 z.41	 z.41 L.1077 z.28
		note: Capacity 11/15 q						
	Man. MG5	04.02	>			Front	 z.35 L.762 z.41	 z.41 L.1084 z.35
		note: Capacity 18 q						
2.8 HDI 94 kW	Man. MG5	04.02	>		teeth 54	Front	 z.28 L.756 z.41	 z.41 L.1077 z.28
		note: Capacity 11/15 q						
	Man. MG5	04.02	>		teeth 54	Front	 z.35 L.762 z.41	 z.41 L.1084 z.35
		note: Capacity 18 q						

# PEUGEOT LCV

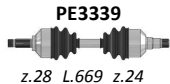
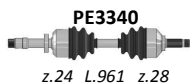


## BOXER III (250)

MODEL	GEARBOX	FROM	TO	CHASSIS	ABS	F/R	LEFT DRIVESHAFT	RIGHT DRIVESHAFT
2.2 HDI 88/96 kW	Man.	04.06	>			Front	 PE3343 z.35 L.814 z.41	 PE3344 z.41 L.1147 z.35
		note: Capacity 11 q						
	Man.	04.06	>			Front	 PE3294 z.35 L.807 z.41	 PE3295 z.41 L.1139 z.35
		note: Capacity 15/17 q						
3.0 HDI 116/107 kW	Man.	04.06	>			Front	 PE3341 z.35 L.749 z.31	 PE3342 z.31 L.1203 z.35
		note: Capacity 17 q						




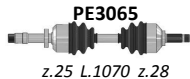
## EXPERT (22\_)

MODEL	GEARBOX	FROM	TO	CHASSIS	ABS	F/R	LEFT DRIVESHAFT	RIGHT DRIVESHAFT
1.6 58 kW	Man. BE3	07.95	>			Front	 PE3129 z.27 L.647 z.24	 PE3130 z.24 L.936 z.27
	Man. BE3	07.95	>		teeth 48	Front	 PE3131 z.27 L.647 z.24	 PE3132 z.24 L.936 z.27
1.8 66 kW	Man. BE3	07.95	>			Front	 PE3129 z.27 L.647 z.24	 PE3130 z.24 L.936 z.27
	Man. BE3	07.95	>		teeth 48	Front	 PE3131 z.27 L.647 z.24	 PE3132 z.24 L.936 z.27
1.9 D 50/51 kW	Man. BE3	07.95	>			Front	 PE3129 z.27 L.647 z.24	 PE3130 z.24 L.936 z.27
	Man. BE3	07.95	>		teeth 48	Front	 PE3131 z.27 L.647 z.24	 PE3132 z.24 L.936 z.27
1.9 TD 66 kW	Man. ME5K	07.95	>			Front	 PE3133 z.27 L.642 z.37	 PE3134 z.37 L.942 z.27
	Man. ME5K	07.95	>		teeth 48	Front	 PE3135 z.27 L.641 z.37	 PE3136 z.37 L.942 z.27
2.0 HDI 80 kW	Man.	08.99	>		teeth 48	Front	 PE3224 z.27 L.641 z.37	 PE3225 z.37 L.942 z.27

## EXPERT II (VF3\_)

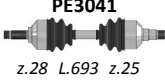

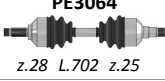
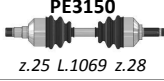
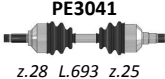
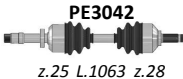

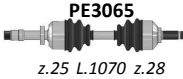


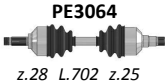

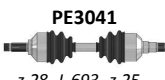



MODEL	GEARBOX	FROM	TO	CHASSIS	ABS	F/R	LEFT DRIVESHAFT	RIGHT DRIVESHAFT
1.6 HDI 66 kW	Man.	01.07	>			Front	 PE3339 z.28 L.669 z.24	 PE3340 z.24 L.961 z.28
2.0 HDI 88/100/120 kW	Man.	01.07	>			Front	 PE3311 z.28 L.648 z.37	 PE3312 z.37 L.977 z.28

## J5 (280/290)


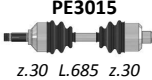
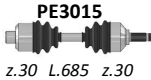



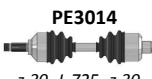

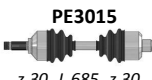
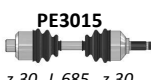

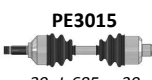


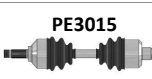

MODEL	GEARBOX	FROM	TO	CHASSIS	ABS	F/R	LEFT DRIVESHAFT	RIGHT DRIVESHAFT
1.8 49/51 kW	Man.	01.83	> 07.87			Front	 PE3041 z.28 L.693 z.25	 PE3042 z.25 L.1063 z.28
	Man.	08.87	>			Front	 PE3064 z.28 L.702 z.25	 PE3065 z.25 L.1070 z.28

# PEUGEOT LCV

## J5 (280/290)

MODEL	GEARBOX	FROM	TO	CHASSIS	ABS	F/R	LEFT DRIVESHAFT	RIGHT DRIVESHAFT
1.9 D 50/51 kW	Man.	09.81	> 07.87			Front	 z.28 L.693 z.25	 z.25 L.1064 z.28
	Man.	08.87	>			Front	 z.28 L.702 z.25	 z.25 L.1069 z.28
2.0 55/58 kW	Man.	09.81	> 07.87			Front	 z.28 L.693 z.25	 z.25 L.1063 z.28
	Man.	08.87	>			Front	 z.28 L.702 z.25	 z.25 L.1070 z.28
2.5 D 54 kW	Man.	09.81	> 07.87			Front	 z.28 L.693 z.25	 z.25 L.1063 z.28
	Man.	08.87	>			Front	 z.28 L.702 z.25	 z.25 L.1070 z.28
2.5 TD 70 kW	Man.	09.81	> 07.87			Front	 z.28 L.693 z.25	 z.25 L.1063 z.28
	Man.	08.87	>			Front	 z.28 L.702 z.25	 z.25 L.1070 z.28

## J7

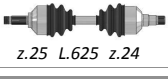



MODEL	GEARBOX	FROM	TO	CHASSIS	ABS	F/R	LEFT DRIVESHAFT	RIGHT DRIVESHAFT
1.6 44/50 kW	Man.	08.68	> 12.70			Front	 z.30 L.725 z.30	 z.30 L.725 z.30
	Man.	01.71	> 03.80			Front	 z.30 L.685 z.30	 z.30 L.685 z.30
1.8 48 kW	Man.	08.68	> 12.70			Front	 z.30 L.725 z.30	 z.30 L.725 z.30
	Man.	01.71	> 03.80			Front	 z.30 L.685 z.30	 z.30 L.685 z.30
1.9 D 40 kW	Man.	08.68	> 12.70			Front	 z.30 L.725 z.30	 z.30 L.725 z.30
	Man.	01.71	> 03.80			Front	 z.30 L.685 z.30	 z.30 L.685 z.30
2.1 D 42 kW	Man.	08.68	> 12.70			Front	 z.30 L.725 z.30	 z.30 L.725 z.30
	Man.	01.71	> 03.80			Front	 z.30 L.685 z.30	 z.30 L.685 z.30
2.3 D 49 kW	Man.	08.68	> 12.70			Front	 z.30 L.725 z.30	 z.30 L.725 z.30
	Man.	01.71	> 03.80			Front	 z.30 L.685 z.30	 z.30 L.685 z.30

# PEUGEOT LCV

## J9


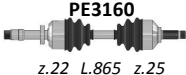
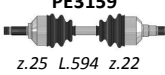

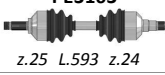
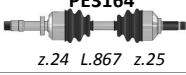
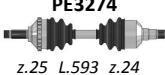

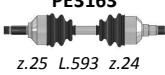





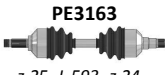








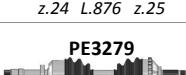
MODEL	GEARBOX	FROM	TO	CHASSIS	ABS	F/R	LEFT DRIVESHAFT	RIGHT DRIVESHAFT
1.6 44 kW	Man.	11.79	> 10.82			Front	 z.30 L.685 z.30	 z.30 L.685 z.30
	Man.	11.82	>			Front	 z.30 L.685 z.30	 z.30 L.685 z.30
	Man.	05.00	>			Front	 z.30 L.660 z.30	 z.30 L.710 z.30
<i>note: Karsan - TR</i>								
2.0 57 kW	Man.	11.79	> 10.82			Front	 z.30 L.685 z.30	 z.30 L.685 z.30
	Man.	11.82	>			Front	 z.30 L.685 z.30	 z.30 L.685 z.30
	Man.	05.00	>			Front	 z.30 L.660 z.30	 z.30 L.710 z.30
<i>note: Karsan - TR</i>								
2.1 D 41 kW	Man.	11.79	> 10.82			Front	 z.30 L.685 z.30	 z.30 L.685 z.30
	Man.	11.82	>			Front	 z.30 L.685 z.30	 z.30 L.685 z.30
	Man.	05.00	>			Front	 z.30 L.660 z.30	 z.30 L.710 z.30
<i>note: Karsan - TR</i>								
2.3 D 49 kW	Man.	11.79	> 10.82			Front	 z.30 L.685 z.30	 z.30 L.685 z.30
	Man.	11.82	>			Front	 z.30 L.685 z.30	 z.30 L.685 z.30
	Man.	05.00	>			Front	 z.30 L.660 z.30	 z.30 L.710 z.30
<i>note: Karsan - TR</i>								
2.5 D 53 kW	Man.	11.79	> 10.82			Front	 z.30 L.685 z.30	 z.30 L.685 z.30
	Man.	11.82	>			Front	 z.30 L.685 z.30	 z.30 L.685 z.30
	Man.	05.00	>			Front	 z.30 L.660 z.30	 z.30 L.710 z.30
<i>note: Karsan - TR</i>								

## PARTNER II

MODEL	GEARBOX	FROM	TO	CHASSIS	ABS	F/R	LEFT DRIVESHAFT	RIGHT DRIVESHAFT
1.6 66/80 kW	Man. BE4	04.08	>			Front	 z.25 L.625 z.24	 z.24 L.928 z.25
1.6 HDI 66/80 kW	Man. BE4	04.08	>			Front	 z.25 L.625 z.24	 z.24 L.928 z.25

# PEUGEOT LCV

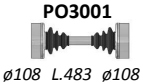
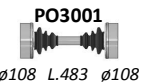
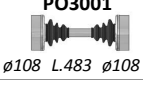
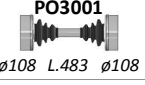
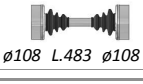
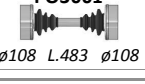
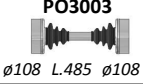
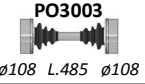
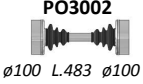
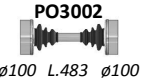
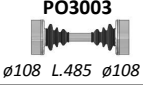
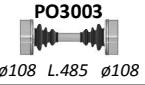
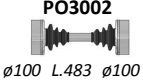
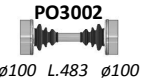
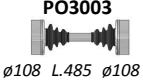
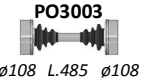


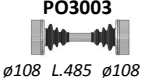
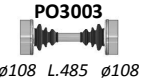


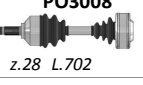
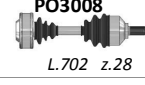
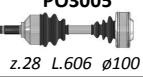
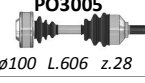
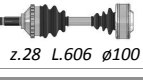
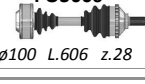
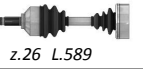

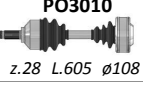
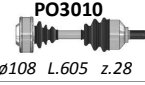
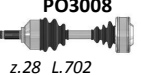

## PARTNER/RANCH I

MODEL	GEARBOX	FROM	TO	CHASSIS	ABS	F/R	LEFT DRIVESHAFT	RIGHT DRIVESHAFT
1.1 i 40/44 kW	Man. MA	07.96	>			Front	 z.25 L.594 z.22	 z.22 L.865 z.25
1.4 i 55 kW	Man. MA	07.96	>			Front	 z.25 L.594 z.22	 z.22 L.865 z.25
1.8 D 44 kW	Man. BE3	06.96	>			Front	 z.25 L.593 z.24	 z.24 L.867 z.25
	Man. BE3	06.96	>		teeth 29	Front	 z.25 L.593 z.24	 z.24 L.867 z.25
1.8 i 66 kW	Man. BE3	06.96	>			Front	 z.25 L.593 z.24	 z.24 L.867 z.25
	Man. BE3	06.96	>		teeth 29	Front	 z.25 L.593 z.24	 z.24 L.867 z.25
	Man. BE3	10.04	>			Front	 z.25 L.591 z.24	 z.24 L.872 z.25
1.9 D 50/51 kW	Man. BE3	06.96	>			Front	 z.25 L.593 z.24	 z.24 L.867 z.25
	Man. BE3	06.96	>		teeth 29	Front	 z.25 L.593 z.24	 z.24 L.867 z.25
1.9 D 51 kW	Man. BE3	10.04	>			Front	 z.25 L.591 z.24	 z.24 L.872 z.25
2.0 HDI 66 kW	Man. BE3	02.00	>			Front	 z.25 L.589 z.24	 z.24 L.876 z.25
	Man. BE3	02.00	>		teeth 29	Front	 z.25 L.589 z.24	 z.24 L.876 z.25











# PORSCHE

## 911





MODEL	GEARBOX	FROM	TO	CHASSIS	ABS	F/R	LEFT DRIVESHAFT	RIGHT DRIVESHAFT
2.3	Aut.	01.77	> 12.83			Rear	 PO3001 ø108 L.483 ø108	 PO3001 ø108 L.483 ø108
2.7	Man.	09.71	> 12.74			Rear	 PO3001 ø108 L.483 ø108	 PO3001 ø108 L.483 ø108
	Aut.	01.77	> 12.83			Rear	 PO3001 ø108 L.483 ø108	 PO3001 ø108 L.483 ø108
2.7 Carrera	Man.	01.75	> 12.83			Rear	 PO3003 ø108 L.485 ø108	 PO3003 ø108 L.485 ø108
2.7 Targa	Man.	01.75	> 12.83			Rear	 PO3002 ø100 L.483 ø100	 PO3002 ø100 L.483 ø100
3.0 Carrera	Man.	01.75	> 12.83			Rear	 PO3003 ø108 L.485 ø108	 PO3003 ø108 L.485 ø108
3.0 Targa 132 kW	Man.	01.75	> 12.83			Rear	 PO3002 ø100 L.483 ø100	 PO3002 ø100 L.483 ø100
3.0 Turbo	Man.	01.75	> 12.83			Rear	 PO3003 ø108 L.485 ø108	 PO3003 ø108 L.485 ø108
3.2 160 kW	Man.	01.84	> 08.89			Rear	 PO3004 L.609	 PO3004 L.609
3.3 Turbo 221/243 kW	Man.	01.75	> 12.83			Rear	 PO3003 ø108 L.485 ø108	 PO3003 ø108 L.485 ø108
	Man.	01.84	> 07.90			Rear	 PO3007 L.474	 PO3007 L.474
<b>911 (964)</b>								
MODEL	GEARBOX	FROM	TO	CHASSIS	ABS	F/R	LEFT DRIVESHAFT	RIGHT DRIVESHAFT
3.3 Turbo 221/243 kW	Man.	08.90	> 02.95			Rear	 PO3008 z.28 L.702	 PO3008 L.702 z.28
3.6 184 kW	Man.	07.89	> 12.93			Rear	 PO3005 z.28 L.606 ø100	 PO3005 ø100 L.606 z.28
	Man.	07.89	> 12.93		teeth 45	Rear	 PO3006 z.28 L.606 ø100	 PO3006 ø100 L.606 z.28
3.6 4X4 184 kW	Man.	11.88	> 12.94			Front	 PO3009 z.26 L.589	 PO3009 L.589 z.26
	Man.	11.88	> 12.94			Rear	 PO3010 z.28 L.605 ø108	 PO3010 ø108 L.605 z.28
3.6 Turbo	Man.	08.90	> 02.95			Rear	 PO3008 z.28 L.702	 PO3008 L.702 z.28

# PORSCHE



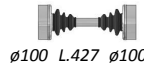

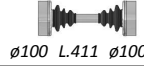
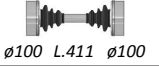

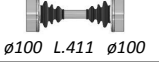
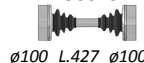

## 911 (993)

MODEL	GEARBOX	FROM	TO	CHASSIS	ABS	F/R	LEFT DRIVESHAFT	RIGHT DRIVESHAFT
3.6 Carrera 200 kW	Man.	10.93	> 08.95		teeth 48	Rear	 z.28 L.677 ø108	 ø108 L.677 z.28
3.6 Carrera 210 kW	Man.	08.95	> 10.97		teeth 48	Rear	 z.28 L.677 ø108	 ø108 L.677 z.28
3.6 Turbo 300 kW	Man.	03.95	>			Rear	 L.678	 L.678
3.8 Carrera RS 221 kW	Man.	06.95	> 10.97		teeth 48	Rear	 z.28 L.677 ø108	 ø108 L.677 z.28







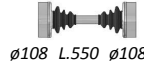

## 914

MODEL	GEARBOX	FROM	TO	CHASSIS	ABS	F/R	LEFT DRIVESHAFT	RIGHT DRIVESHAFT
1.7 59 kW	Man.	01.69	> 08.71			Rear	 ø94 L.515 ø94	 ø94 L.515 ø94
2.0 74 kW	Man.	01.69	> 08.75			Rear	 ø94 L.515 ø94	 ø94 L.515 ø94

## 924


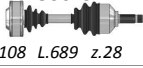


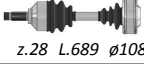
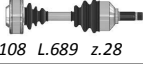


MODEL	GEARBOX	FROM	TO	CHASSIS	ABS	F/R	LEFT DRIVESHAFT	RIGHT DRIVESHAFT
2.0 92 kW	Man.	11.75	> 12.88			Rear	 ø100 L.411 ø100	 ø100 L.411 ø100
	Aut.	11.75	> 12.88			Rear	 ø100 L.427 ø100	 ø100 L.373 ø100
2.0 Turbo 130 kW	Man.	11.75	> 07.82			Rear	 ø100 L.411 ø100	 ø100 L.411 ø100
2.5 110 kW	Man.	11.75	> 12.88			Rear	 ø100 L.411 ø100	 ø100 L.411 ø100
	Aut.	09.76	> 12.88			Rear	 ø100 L.427 ø100	 ø100 L.373 ø100

## 928













MODEL	GEARBOX	FROM	TO	CHASSIS	ABS	F/R	LEFT DRIVESHAFT	RIGHT DRIVESHAFT
4.4 177 kW	Man.	05.77	> 12.81			Rear	 ø108 L.550 ø108	 ø108 L.550 ø108
	Man.	01.82	>			Rear	 z.28 L.689 ø108	 ø108 L.689 z.28
	Man.	01.82	>		teeth 45	Rear	 z.28 L.689 ø108	 ø108 L.689 z.28
4.6 221 kW	Man.	09.79	> 12.81			Rear	 ø108 L.550 ø108	 ø108 L.550 ø108

# PORSCHE

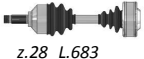

## 928

MODEL	GEARBOX	FROM	TO	CHASSIS	ABS	F/R	LEFT DRIVESHAFT	RIGHT DRIVESHAFT
4.6 228 kW	Man.	01.82	> 12.88			Rear	 z.28 L.689 ø108	 ø108 L.689 z.28
	Man.	01.82	> 12.88		teeth 45	Rear	 z.28 L.689 ø108	 ø108 L.689 z.28
4.9 4X4 235 kW	Man.	01.85	> 12.88			Rear	 z.28 L.689 ø108	 ø108 L.689 z.28
	Man.	01.85	> 12.88		teeth 45	Rear	 z.28 L.689 ø108	 ø108 L.689 z.28

## 944

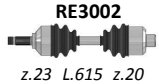
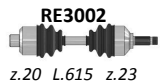

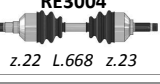
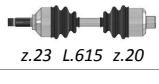
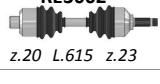




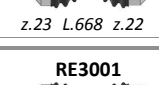

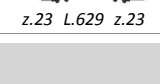
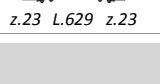
MODEL	GEARBOX	FROM	TO	CHASSIS	ABS	F/R	LEFT DRIVESHAFT	RIGHT DRIVESHAFT
2.5 110/118 kW	Man.	06.81	> 12.84			Rear	 ø100 L.411 ø100	 ø100 L.411 ø100
	Man.	01.85	> 12.92			Rear	 L.532	 L.532
	Aut.	06.81	> 12.84			Rear	 ø100 L.427 ø100	 ø100 L.373 ø100
2.5 Turbo 162 kW	Man.	01.87	>			Rear	 L.532	 L.532
3.0	Man.	01.85	> 12.92			Rear	 L.532	 L.532
3.0 16V 155 kW	Man.	01.90	>			Rear	 ø100 L.540 ø100	 ø100 L.540 ø100

## BOXSTER (986)

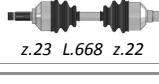
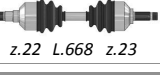

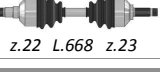
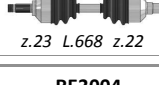
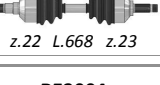



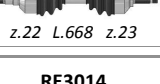



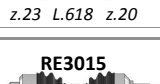
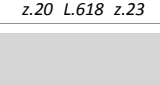
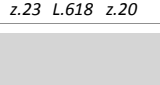
MODEL	GEARBOX	FROM	TO	CHASSIS	ABS	F/R	LEFT DRIVESHAFT	RIGHT DRIVESHAFT
3.2 S 185 kW	Man.	05.99	> 07.02		teeth 48	Rear	 z.28 L.683	 L.683 z.28

# RENAULT




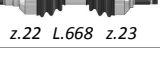
## 4 (112\_)

MODEL	GEARBOX	FROM	TO	CHASSIS	ABS	F/R	LEFT DRIVESHAFT	RIGHT DRIVESHAFT
0.8 19/21 kW	Man.	11.68	> 08.73			Front	 RE3002 z.23 L.615 z.20	 RE3002 z.20 L.615 z.23
	Man.	09.73	> 07.84			Front	 RE3004 z.23 L.668 z.22	 RE3004 z.22 L.668 z.23
1.0 25 kW	Man.	11.68	> 08.73			Front	 RE3002 z.23 L.615 z.20	 RE3002 z.20 L.615 z.23
	Man.	09.73	> 07.84			Front	 RE3004 z.23 L.668 z.22	 RE3004 z.22 L.668 z.23
1.1 34 kW	Man.	11.68	> 08.73			Front	 RE3002 z.23 L.615 z.20	 RE3002 z.20 L.615 z.23
	Man.	09.73	> 07.84			Front	 RE3004 z.23 L.668 z.22	 RE3004 z.22 L.668 z.23
Argentina	Man. 4 Sp.		>			Front	 RE3001 z.23 L.629 z.23	 RE3001 z.23 L.629 z.23

## 5

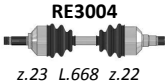
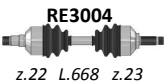
MODEL	GEARBOX	FROM	TO	CHASSIS	ABS	F/R	LEFT DRIVESHAFT	RIGHT DRIVESHAFT
0.8 27 kW	Man.	01.72	> 07.84			Front	 RE3004 z.23 L.668 z.22	 RE3004 z.22 L.668 z.23
1.0 32 kW	Man.	01.72	> 07.84			Front	 RE3004 z.23 L.668 z.22	 RE3004 z.22 L.668 z.23
1.1 33 kW	Man.	01.72	> 07.84			Front	 RE3004 z.23 L.668 z.22	 RE3004 z.22 L.668 z.23
1.3 33 kW	Man.-Aut.	01.72	> 07.84			Front	 RE3004 z.23 L.668 z.22	 RE3004 z.22 L.668 z.23
1.4 42/43 kW	Man.-Aut.	01.72	> 07.84			Front	 RE3004 z.23 L.668 z.22	 RE3004 z.22 L.668 z.23
1.4 Alpine 68 kW	Man.	01.76	> 07.77			Front	 RE3014 z.20 L.617 z.23	 RE3014 z.23 L.617 z.20
	Man.	08.77	> 07.84			Front	 RE3015 z.20 L.618 z.23	 RE3015 z.23 L.618 z.20
1.4 Alpine T. 79/81 kW	Man.	08.77	> 07.84			Front	 RE3015 z.20 L.618 z.23	 RE3015 z.23 L.618 z.20

## 6 (118\_)

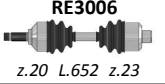
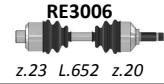


MODEL	GEARBOX	FROM	TO	CHASSIS	ABS	F/R	LEFT DRIVESHAFT	RIGHT DRIVESHAFT
0.8	Man.	01.69	> 08.73			Front	 RE3002 z.23 L.615 z.20	 RE3002 z.20 L.615 z.23
	Man.	09.73	>			Front	 RE3004 z.23 L.668 z.22	 RE3004 z.22 L.668 z.23

# RENAULT

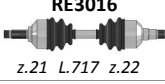



## 6 (118\_)

MODEL	GEARBOX	FROM	TO	CHASSIS	ABS	F/R	LEFT DRIVESHAFT	RIGHT DRIVESHAFT
1.1 35 kW	Man.	01.69	>			Front	 z.23 L.668 z.22	 z.22 L.668 z.23

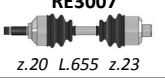



## 12

MODEL	GEARBOX	FROM	TO	CHASSIS	ABS	F/R	LEFT DRIVESHAFT	RIGHT DRIVESHAFT
1.3 tt 37/40 kW	Man.	09.69	> 12.80			Front	 z.20 L.652 z.23	 z.23 L.652 z.20
Argentina	Man. 5 Sp.	09.69	>			Front	 z.20 L.635 z.23	 z.23 L.635 z.20

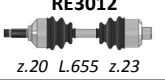
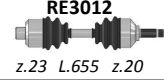


## 14 (R121\_)

MODEL	GEARBOX	FROM	TO	CHASSIS	ABS	F/R	LEFT DRIVESHAFT	RIGHT DRIVESHAFT
1.2 42/43 kW	Man.	05.76	> 12.84			Front	 z.21 L.717 z.22	 z.22 L.717 z.21
1.4 44 kW	Man.	05.76	> 12.84			Front	 z.21 L.717 z.22	 z.22 L.717 z.21

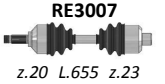
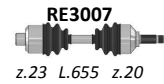


## 15

MODEL	GEARBOX	FROM	TO	CHASSIS	ABS	F/R	LEFT DRIVESHAFT	RIGHT DRIVESHAFT
1.3 44 kW	Man.	07.71	> 12.79			Front	 z.20 L.655 z.23	 z.23 L.655 z.20
1.6 66 kW	Man.	07.71	> 12.79			Front	 z.20 L.655 z.23	 z.23 L.655 z.20

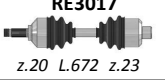



## 16 (115\_)

MODEL	GEARBOX	FROM	TO	CHASSIS	ABS	F/R	LEFT DRIVESHAFT	RIGHT DRIVESHAFT
1.6 40/48/52 kW	Man.	11.70	> 07.77			Front	 z.20 L.655 z.23	 z.23 L.655 z.20
	Man.	08.77	> 12.80			Front	 z.20 L.655 z.23	 z.23 L.655 z.20

## 17

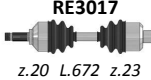




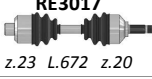
















MODEL	GEARBOX	FROM	TO	CHASSIS	ABS	F/R	LEFT DRIVESHAFT	RIGHT DRIVESHAFT
1.6 66 kW	Man.	03.72	> 10.80			Front	 z.20 L.655 z.23	 z.23 L.655 z.20
1.6 Gordini 79 kW	Man.	03.74	> 10.80			Front	 z.20 L.655 z.23	 z.23 L.655 z.20

## 18 (134\_)





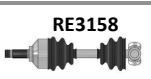









MODEL	GEARBOX	FROM	TO	CHASSIS	ABS	F/R	LEFT DRIVESHAFT	RIGHT DRIVESHAFT
1.4 47 kW	Man.	04.78	> 07.82			Front	 z.20 L.672 z.23	 z.23 L.672 z.20
	Man.	08.82	> 12.86			Front	 z.23 L.684 z.23	 z.23 L.684 z.23

# RENAULT

## 18 (134\_)

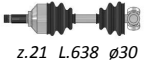





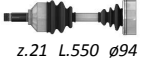



MODEL	GEARBOX	FROM	TO	CHASSIS	ABS	F/R	LEFT DRIVESHAFT	RIGHT DRIVESHAFT
1.6 54 kW	Man.	04.82	> 07.82			Front	 RE3017 z.20 L.672 z.23	 RE3017 z.23 L.672 z.20
	Aut.	04.82	> 07.82			Front	 RE3017 z.20 L.672 z.23	 RE3017 z.23 L.672 z.20
1.6 58 kW	Man.	04.78	> 07.82			Front	 RE3017 z.20 L.672 z.23	 RE3017 z.23 L.672 z.20
	Man.	08.82	> 12.86			Front	 RE3019 z.23 L.684 z.23	 RE3019 z.23 L.684 z.23
1.6 71 kW	Aut.	01.79	> 07.86			Front	 RE3018 z.20 L.675 z.23	 RE3018 z.23 L.675 z.20
1.6 GTS 71 kW	Man.	01.79	> 07.86			Front	 RE3018 z.20 L.675 z.23	 RE3018 z.23 L.675 z.20
1.6 Turbo 80/81 kW	Man.	01.80	> 12.86			Front	 RE3020 z.23 L.680 z.23	 RE3020 z.23 L.680 z.23
2.0 77 kW	Man.	08.82	> 12.86			Front	 RE3020 z.23 L.680 z.23	 RE3020 z.23 L.680 z.23
2.1 D 49/53 kW	Man.	04.78	> 07.82			Front	 RE3017 z.20 L.672 z.23	 RE3017 z.23 L.672 z.20
	Man.	08.82	> 12.86			Front	 RE3019 z.23 L.684 z.23	 RE3019 z.23 L.684 z.23
2.1 TD 65 kW	Man.	08.82	> 12.84			Front	 RE3020 z.23 L.680 z.23	 RE3020 z.23 L.680 z.23

## 19 (B/C53\_)

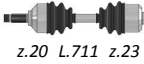

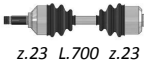

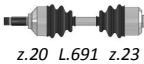

















MODEL	GEARBOX	FROM	TO	CHASSIS	ABS	F/R	LEFT DRIVESHAFT	RIGHT DRIVESHAFT
1.4 43 kW	Man.- Aut.JB0/1/	09.88	>			Front	 RE3158 z.21 L.638 ø30	 RE3159 z.23 L.733 z.21
	Man. JB4/5	06.88	>			Front	 RE3062 z.21 L.649 ø30	 RE3063 z.23 L.722 z.21
1.7 54/55 kW	Man.- Aut.JB0/1/	09.88	>			Front	 RE3158 z.21 L.638 ø30	 RE3159 z.23 L.733 z.21
1.8 i 79/81 kW	Man. JB3/JC5	09.88	>			Front	 RE3160 z.21 L.636 ø30	 RE3161 z.23 L.732 z.21
	Man. JB3/JC5	09.88	>		teeth 48	Front	 RE3138 z.21 L.636 ø30	 RE3139 z.23 L.732 z.21
	Aut. AD4	09.88	>			Front	 RE3251 z.21 L.550 ø94	 RE3252 ø94 L.772 z.21
	Aut. AD4	09.88	>		teeth 48	Front	 RE3253 z.21 L.550 ø94	 RE3254 ø94 L.772 z.21

# RENAULT



## 19 (B/C53\_)

MODEL	GEARBOX	FROM	TO	CHASSIS	ABS	F/R	LEFT DRIVESHAFT	RIGHT DRIVESHAFT
1.9 D 47 kW	Man. JB0/1/3	09.88	>			Front	 z.21 L.638 ø30	 z.23 L.733 z.21
1.9 TD 66 kW	Man. JB3/JC5	07.91	>			Front	 z.21 L.636 ø30	 z.23 L.732 z.21
	Man. JB3/JC5	07.91	>		teeth 48	Front	 z.21 L.636 ø30	 z.23 L.732 z.21
	Aut. AD4	07.91	>			Front	 z.21 L.550 ø94	 ø94 L.772 z.21
	Aut. AD4	07.91	>		teeth 48	Front	 z.21 L.550 ø94	 ø94 L.772 z.21

## 20 (127\_)

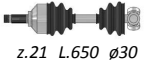







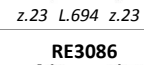
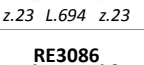
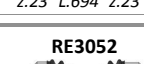
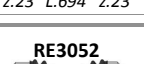
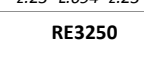
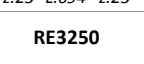








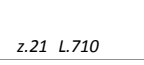
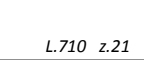




MODEL	GEARBOX	FROM	TO	CHASSIS	ABS	F/R	LEFT DRIVESHAFT	RIGHT DRIVESHAFT
1.6 71 kW	Man.	11.75	> 07.80			Front	 z.20 L.711 z.23	 z.23 L.711 z.20
	Man.	08.80	> 12.81			Front	 z.23 L.700 z.23	 z.23 L.700 z.23
	Aut.	11.75	> 07.80			Front	 z.20 L.691 z.23	 z.23 L.691 z.20
2.0 80 kW	Man.	07.77	> 07.80			Front	 z.23 L.713 z.27	 z.27 L.713 z.23
	Man.	08.80	> 12.84			Front	 z.23 L.699 z.23	 z.23 L.699 z.23
	Aut.	08.80	>			Front	 z.23 L.699 z.23	 z.23 L.699 z.23
2.0 D 47 kW	Man.	08.80	> 12.84			Front	 z.23 L.700 z.23	 z.23 L.700 z.23
2.1 TD 63 kW	Man.	10.82	> 12.84			Front	 z.23 L.699 z.23	 z.23 L.699 z.23
2.2 80 kW	Aut.		> 07.80			Front	 z.23 L.713 z.27	 z.27 L.713 z.23
2.2 85 kW	Man.	08.80	> 12.84			Front	 z.23 L.713 z.27	 z.27 L.713 z.23
	Aut.	08.80	>			Front	 z.23 L.700 z.27	 z.27 L.700 z.23

## 21 - 21 NEVADA (L/K48\_)

MODEL	GEARBOX	FROM	TO	CHASSIS	ABS	F/R	LEFT DRIVESHAFT	RIGHT DRIVESHAFT
1.4 51 kW	Man. JB0/1/3	01.86	>			Front	 z.21 L.650 ø30	 z.23 L.743 z.21

# RENAULT

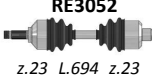
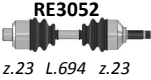

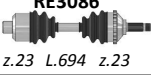








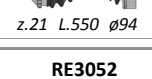


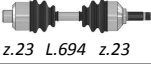
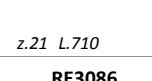
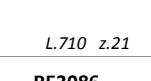



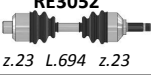
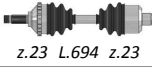
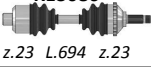






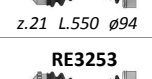
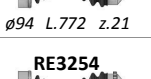

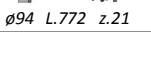
## 21 - 21 NEVADA (L/K48\_)

MODEL	GEARBOX	FROM	TO	CHASSIS	ABS	F/R	LEFT DRIVESHAFT	RIGHT DRIVESHAFT
1.7 55 kW	Man. JB0/1/3	01.86	>			Front	 z.21 L.650 ø30	 z.23 L.743 z.21
1.9 D 47 kW	Man. JB0/1/3	01.89	>			Front	 z.21 L.650 ø30	 z.23 L.743 z.21
2.0 85/99 kW	Man. NG7/9	01.86	>			Front	 z.23 L.694 z.23	 z.23 L.694 z.23
	Man. NG7/9	01.86	>		teeth 92	Front	 z.23 L.694 z.23	 z.23 L.694 z.23
	Aut. MJ3	01.86	>			Front	 z.23 L.694 z.23	 z.23 L.694 z.23
	Aut. MJ3	01.86	>		teeth 92	Front	 z.23 L.694 z.23	 z.23 L.694 z.23
2.0 4X4 85/99 kW	Man. UN1/7	01.86	>			Front	 z.23 L.694 z.23	 z.23 L.694 z.23
	Man. UN1/7	01.86	>			Rear	 z.21 L.710	 L.710 z.21
	Man. UN1/7	01.86	>		teeth 48	Front	 z.23 L.694 z.23	 z.23 L.694 z.23
2.0 Turbo 99 kW	Man. UN1/7	01.87	>			Front	 z.23 L.700 z.27	 z.27 L.700 z.23
	Man. UN1/7	01.87	>		teeth 92	Front	 z.23 L.700 z.27	 z.27 L.700 z.23
2.0 Turbo 4X4 99 kW	Man. UN1/7	01.87	>			Front	 z.23 L.700 z.27	 z.27 L.700 z.23
	Man. UN1/7	01.87	>			Rear	 z.21 L.710	 L.710 z.21
	Man. UN1/7	01.87	>		teeth 92	Front	 z.23 L.700 z.27	 z.27 L.700 z.23



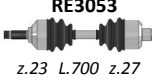
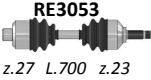
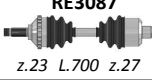
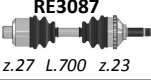

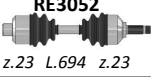

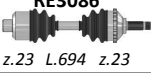
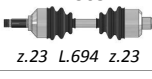
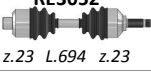

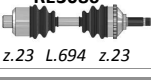

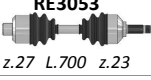
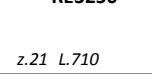
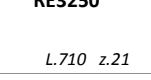
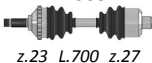

# RENAULT

## 21 - 21 NEVADA (L/K48\_)



















MODEL	GEARBOX	FROM	TO	CHASSIS	ABS	F/R	LEFT DRIVESHAFT	RIGHT DRIVESHAFT
2.1 D 51/53 kW	Man. NG7/9	01.86	>			Front	 RE3052 z.23 L.694 z.23	 RE3052 z.23 L.694 z.23
	Man. NG7/9	01.86	>		teeth 92	Front	 RE3086 z.23 L.694 z.23	 RE3086 z.23 L.694 z.23
	Aut. AR4	01.86	>			Front	 RE3244 z.23 L.559 z.37	 RE3245 z.37 L.660 z.23
	Aut. AR4	01.86	>		teeth 48	Front	 RE3246 z.23 L.559 z.37	 RE3247 z.37 L.660 z.23
	Aut. AR4	01.86	>		teeth 92	Front	 RE3248 z.23 L.559 z.37	 RE3249 z.37 L.660 z.23
	Aut. AD4	01.86	>			Front	 RE3251 z.21 L.550 ø94	 RE3252 ø94 L.772 z.21
	Aut. AD4	01.86	>		teeth 48	Front	 RE3253 z.21 L.550 ø94	 RE3254 ø94 L.772 z.21
2.1 D 4X4 51/53 kW	Man. NG7/9	01.86	>			Front	 RE3052 z.23 L.694 z.23	 RE3052 z.23 L.694 z.23
	Man. NG7/9	01.86	>			Rear	 RE3250 z.21 L.710	 RE3250 L.710 z.21
	Man. NG7/9	01.86	>		teeth 92	Front	 RE3086 z.23 L.694 z.23	 RE3086 z.23 L.694 z.23
2.1 TD 65 kW	Man. NG7/9	01.86	>			Front	 RE3052 z.23 L.694 z.23	 RE3052 z.23 L.694 z.23
	Man. NG7/9	01.86	>		teeth 92	Front	 RE3086 z.23 L.694 z.23	 RE3086 z.23 L.694 z.23
	Aut. AR4	01.86	>			Front	 RE3244 z.23 L.559 z.37	 RE3245 z.37 L.660 z.23
	Aut. AR4	01.86	>		teeth 48	Front	 RE3246 z.23 L.559 z.37	 RE3247 z.37 L.660 z.23
	Aut. AR4	01.86	>		teeth 92	Front	 RE3248 z.23 L.559 z.37	 RE3249 z.37 L.660 z.23
	Aut. AD4	01.86	>			Front	 RE3251 z.21 L.550 ø94	 RE3252 ø94 L.772 z.21
	Aut. AD4	01.86	>		teeth 48	Front	 RE3253 z.21 L.550 ø94	 RE3254 ø94 L.772 z.21

# RENAULT

## 21 - 21 NEVADA (L/K48\_)

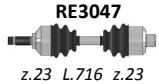
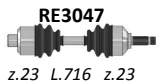
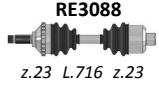
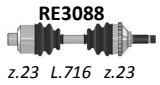
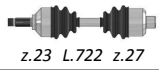
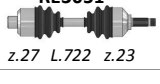
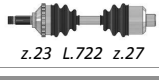
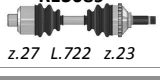

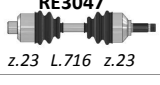
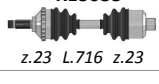


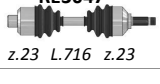

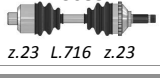

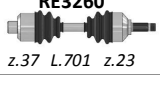

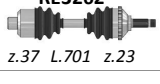
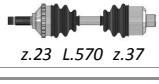
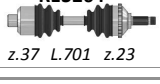

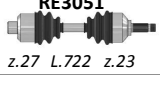
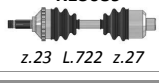
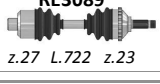

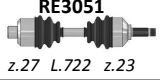



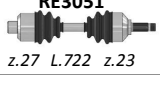


MODEL	GEARBOX	FROM	TO	CHASSIS	ABS	F/R	LEFT DRIVESHAFT	RIGHT DRIVESHAFT
2.2 79 kW	Man. UN1/7	01.87	>			Front	 z.23 L.700 z.27	 z.27 L.700 z.23
	Man. UN1/7	01.87	>		teeth 92	Front	 z.23 L.700 z.27	 z.27 L.700 z.23
	Man. NG7/9	01.86	>			Front	 z.23 L.694 z.23	 z.23 L.694 z.23
	Man. NG7/9	01.86	>		teeth 92	Front	 z.23 L.694 z.23	 z.23 L.694 z.23
	Aut. MJ3	01.86	>			Front	 z.23 L.694 z.23	 z.23 L.694 z.23
	Aut. MJ3	01.86	>		teeth 92	Front	 z.23 L.694 z.23	 z.23 L.694 z.23
2.2 4X4 79 kW	Man. UN1/7	01.87	>			Front	 z.23 L.700 z.27	 z.27 L.700 z.23
	Man. UN1/7	01.87	>			Rear	 z.21 L.710	 L.710 z.21
	Man. UN1/7	01.87	>		teeth 92	Front	 z.23 L.700 z.27	 z.27 L.700 z.23

## 25 (B29\_)

MODEL	GEARBOX	FROM	TO	CHASSIS	ABS	F/R	LEFT DRIVESHAFT	RIGHT DRIVESHAFT
2.0 74 kW	Man. NG1/3	11.83	>			Front	 z.23 L.716 z.23	 z.23 L.716 z.23
	Man. NG1/3	11.83	>		teeth 48	Front	 z.23 L.716 z.23	 z.23 L.716 z.23
2.0 89 kW	Aut. MJ3	11.83	>			Front	 z.23 L.716 z.23	 z.23 L.716 z.23
	Aut. MJ3	11.83	>		teeth 48	Front	 z.23 L.716 z.23	 z.23 L.716 z.23
	Aut. AR4	06.88	>			Front	 z.23 L.570 z.37	 z.37 L.701 z.23
	Aut. AR4	06.88	>		teeth 48	Front	 z.23 L.570 z.37	 z.37 L.701 z.23
	Aut. AR4	06.88	>		teeth 92	Front	 z.23 L.570 z.37	 z.37 L.701 z.23
2.1 D 46 kW	Man. NG1/3	11.83	>			Front	 z.23 L.716 z.23	 z.23 L.716 z.23
	Man. NG1/3	11.83	>		teeth 48	Front	 z.23 L.716 z.23	 z.23 L.716 z.23

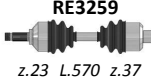
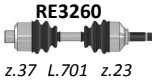

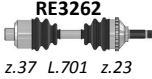

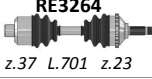
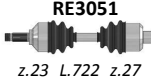
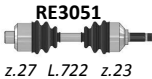

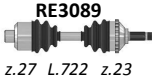
# RENAULT

## 25 (B29\_)


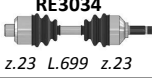
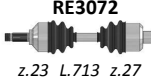

MODEL	GEARBOX	FROM	TO	CHASSIS	ABS	F/R	LEFT DRIVESHAFT	RIGHT DRIVESHAFT
2.1 TD 63 kW	Man. NG1/3	11.83	>			Front	 RE3047 z.23 L.716 z.23	 RE3047 z.23 L.716 z.23
	Man. NG1/3	11.83	>		teeth 48	Front	 RE3088 z.23 L.716 z.23	 RE3088 z.23 L.716 z.23
2.2 79 kW	Man. UN1	11.83	>			Front	 RE3051 z.23 L.722 z.27	 RE3051 z.27 L.722 z.23
	Man. UN1	11.83	>		teeth 48	Front	 RE3089 z.23 L.722 z.27	 RE3089 z.27 L.722 z.23
2.2 89 kW	Man. NG1/3	11.83	>			Front	 RE3047 z.23 L.716 z.23	 RE3047 z.23 L.716 z.23
	Man. NG1/3	11.83	>		teeth 48	Front	 RE3088 z.23 L.716 z.23	 RE3088 z.23 L.716 z.23
	Aut. MJ3	11.83	>			Front	 RE3047 z.23 L.716 z.23	 RE3047 z.23 L.716 z.23
	Aut. MJ3	11.83	>		teeth 48	Front	 RE3088 z.23 L.716 z.23	 RE3088 z.23 L.716 z.23
2.2	Aut. AR4	06.88	>			Front	 RE3259 z.23 L.570 z.37	 RE3260 z.37 L.701 z.23
	Aut. AR4	06.88	>		teeth 48	Front	 RE3261 z.23 L.570 z.37	 RE3262 z.37 L.701 z.23
	Aut. AR4	06.88	>		teeth 92	Front	 RE3263 z.23 L.570 z.37	 RE3264 z.37 L.701 z.23
2.5 V6 Turbo 133/151 kW	Man. UN1	11.83	>			Front	 RE3051 z.23 L.722 z.27	 RE3051 z.27 L.722 z.23
	Man. UN1	11.83	>		teeth 48	Front	 RE3089 z.23 L.722 z.27	 RE3089 z.27 L.722 z.23
2.7 V6 104 kW	Man. UN1	11.83	>			Front	 RE3051 z.23 L.722 z.27	 RE3051 z.27 L.722 z.23
	Man. UN1	11.83	>		teeth 48	Front	 RE3089 z.23 L.722 z.27	 RE3089 z.27 L.722 z.23
	Aut. 141	11.83	>			Front	 RE3051 z.23 L.722 z.27	 RE3051 z.27 L.722 z.23
	Aut. 141	11.83	>		teeth 48	Front	 RE3089 z.23 L.722 z.27	 RE3089 z.27 L.722 z.23

# RENAULT



## 25 (B29\_)

MODEL	GEARBOX	FROM	TO	CHASSIS	ABS	F/R	LEFT DRIVESHAFT	RIGHT DRIVESHAFT
2.8 V6 104 kW	Aut. AR4	06.88	>			Front	 z.23 L.570 z.37	 z.37 L.701 z.23
	Aut. AR4	06.88	>		teeth 48	Front	 z.23 L.570 z.37	 z.37 L.701 z.23
	Aut. AR4	06.88	>		teeth 92	Front	 z.23 L.570 z.37	 z.37 L.701 z.23
2.8 V6 115 kW	Man. UN1	11.83	>			Front	 z.23 L.722 z.27	 z.27 L.722 z.23
	Man. UN1	11.83	>		teeth 48	Front	 z.23 L.722 z.27	 z.27 L.722 z.23




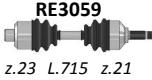










## 30 (127\_)

MODEL	GEARBOX	FROM	TO	CHASSIS	ABS	F/R	LEFT DRIVESHAFT	RIGHT DRIVESHAFT
2.1 TD 63 kW	Man.	01.81	> 12.84			Front	 z.23 L.699 z.23	 z.23 L.699 z.23
2.7 V6 94/96/105 kW	Man.	01.81	> 12.84			Front	 z.23 L.713 z.27	 z.27 L.713 z.23

## 9 (ARGENTINA)

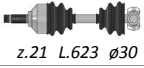

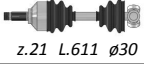





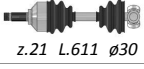
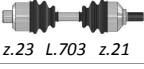
























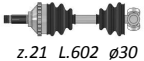

MODEL	GEARBOX	FROM	TO	CHASSIS	ABS	F/R	LEFT DRIVESHAFT	RIGHT DRIVESHAFT
1.4	Man.	11.91	>			Front	 z.21	 z.23 z.21

## 9/11 (L42\_)

MODEL	GEARBOX	FROM	TO	CHASSIS	ABS	F/R	LEFT DRIVESHAFT	RIGHT DRIVESHAFT
1.1 35 kW	Man. JB0/1	09.81	> 12.90			Front	 z.21 L.630 ø30	 z.23 L.728 z.21
1.2 40 kW	Man. JB4/5	01.88	> 12.90			Front	 z.21 L.644 ø30	 z.23 L.715 z.21
1.4 44/53 kW	Man. JB0/1	09.81	> 12.90			Front	 z.21 L.630 ø30	 z.23 L.728 z.21
1.4 49/50 kW	Aut. MB1	09.81	> 12.90			Front	 z.21 L.630 ø30	 z.23 L.728 z.21
1.4 Turbo 77 kW	Man. JB3	01.84	> 12.90			Front	 z.21 L.630	 z.23 L.716 z.21
1.6 TD 40 kW	Man. JB0/1	01.83	> 12.90			Front	 z.21 L.630 ø30	 z.23 L.728 z.21
1.7 59 kW	Man. JB3	01.84	> 12.90			Front	 z.21 L.630	 z.23 L.716 z.21

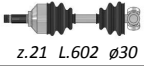


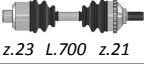


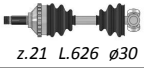

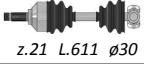
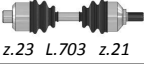


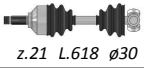



# RENAULT

## CLIO I (B/C57\_)





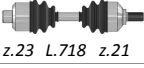














MODEL	GEARBOX	FROM	TO	CHASSIS	ABS	F/R	LEFT DRIVESHAFT	RIGHT DRIVESHAFT
1.1 i	Man. JB4/5	05.90	>	09.98		Front	 z.21 L.623 ø30	 z.23 L.694 z.21
	Man. JB0/1/3	05.90	>	09.98		Front	 z.21 L.611 ø30	 z.23 L.703 z.21
1.2 i 40/43 kW	Man. JB4/5	05.90	>	09.98		Front	 z.21 L.623 ø30	 z.23 L.694 z.21
	Man. JB0/1/3	05.90	>	09.98		Front	 z.21 L.611 ø30	 z.23 L.703 z.21
1.4 55/59 kW	Man. JB0/1/3	05.90	>	09.98		Front	 z.21 L.611 ø30	 z.23 L.703 z.21
	Aut. MB1	05.90	>	09.98		Front	 z.21 L.611 ø30	 z.23 L.703 z.21
1.4	Aut. AD4	05.90	>	09.98		Front	 z.21 L.514 ø94	 ø94 L.738 z.21
	Aut. AD4	05.90	>	09.98	teeth 48	Front	 z.21 L.514 ø94	 ø94 L.738 z.21
1.7 66/68 kW	Man. JB0/1/3	05.90	>	09.98		Front	 z.21 L.611 ø30	 z.23 L.703 z.21
	Man. JB0/1/3	05.90	>	09.98	teeth 26	Front	 z.21 L.611 ø30	 z.23 L.703 z.21
1.8 65/70 kW	Man. JB3	05.90	>	09.98		Front	 z.21 L.602 ø30	 z.23 L.700 z.21
	Man. JB3	05.90	>	09.98	teeth 26	Front	 z.21 L.602 ø30	 z.23 L.700 z.21
	Aut. MB1/3	05.90	>	09.98		Front	 z.21 L.602 ø30	 z.23 L.700 z.21
	Aut. MB1/3	05.90	>	09.98	teeth 26	Front	 z.21 L.602 ø30	 z.23 L.700 z.21
1.8 16V	Man. JC5	03.94	>	09.98		Front	 z.21 L.618 ø30	 z.23 L.717 z.21
	Man. JC5	03.94	>	09.98	teeth 26	Front	 z.21 L.618 ø30	 z.23 L.717 z.21
	Man. JB3	05.90	>	09.98		Front	 z.21 L.602 ø30	 z.23 L.700 z.21
	Man. JB3	05.90	>	09.98	teeth 26	Front	 z.21 L.602 ø30	 z.23 L.700 z.21

# RENAULT

## CLIO I (B/C57\_)


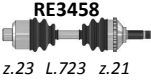



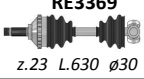
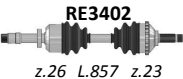











MODEL	GEARBOX	FROM	TO	CHASSIS	ABS	F/R	LEFT DRIVESHAFT	RIGHT DRIVESHAFT
1.8 RSI 80 kW	Man. JB3	05.90	> 09.98			Front	 RE3077 z.21 L.602 ø30	 RE3078 z.23 L.700 z.21
	Man. JB3	05.90	> 09.98		teeth 26	Front	 RE3080 z.21 L.602 ø30	 RE3081 z.23 L.700 z.21
1.9 D 40 kW	Man. JB0/1/3	01.97	> 09.98			Front	 RE3217 z.21 L.623 ø30	 RE3218 z.23 L.725 z.21
	Man. JB0/1/3	01.97	> 09.98		teeth 26	Front	 RE3219 z.21 L.626 ø30	 RE3220 z.23 L.724 z.21
1.9 D 47 kW	Man. JB0/1/3	01.91	> 09.98			Front	 RE3108 z.21 L.611 ø30	 RE3109 z.23 L.703 z.21
	Man. JB0/1/3	01.91	> 09.98		teeth 26	Front	 RE3110 z.21 L.611 ø30	 RE3111 z.23 L.703 z.21
2.0 Williams 108/110 kW	Man. JC5	05.90	> 09.98			Front	 RE3255 z.21 L.618 ø30	 RE3256 z.23 L.717 z.21
	Man. JC5	05.90	> 09.98		teeth 26	Front	 RE3426 z.21 L.618 ø30	 RE3427 z.23 L.717 z.21

## CLIO II (B,CB0\_)

MODEL	GEARBOX	FROM	TO	CHASSIS	ABS	F/R	LEFT DRIVESHAFT	RIGHT DRIVESHAFT
1.2 16V 55 kW	Man. JB1/3	06.01	> 10.02		teeth 26	Front	 RE3457 z.21 L.629 ø30	 RE3458 z.23 L.723 z.21
	Man. JB1/3	11.02	>		teeth 44	Front	 RE3365 z.21 L.630 ø30	 RE3366 z.23 L.725 z.21
1.2 8V 43/44 kW	Man. JB1/3	09.98	> 05.01			Front	 RE3211 z.21 L.623 ø30	 RE3212 z.23 L.718 z.21
	Man. JB1/3	09.98	> 05.01		teeth 26	Front	 RE3213 z.21 L.626 ø30	 RE3214 z.23 L.718 z.21
1.4 55 kW	Aut. DP0	09.98	>			Front	 RE3215 z.21 L.617 z.26	 RE3216 L.738
	Aut. DP0	09.98	>		teeth 26	Front	 RE3242 z.21 L.617 z.26	 RE3243 z.23 L.740 z.21
1.4 16v 70/72 kW	Man. JB1/3	10.99	> 10.02		teeth 26	Front	 RE3457 z.21 L.629 ø30	 RE3458 z.23 L.723 z.21
	Man. JB1/3	11.02	>		teeth 44	Front	 RE3365 z.21 L.630 ø30	 RE3366 z.23 L.725 z.21
1.4 8V 55 kW	Man. JB1/3	09.98	> 05.01			Front	 RE3211 z.21 L.623 ø30	 RE3163 z.23 L.725 z.21
	Man. JB1/3	09.98	> 05.01		teeth 26	Front	 RE3213 z.21 L.626 ø30	 RE3235 z.23 L.724 z.21

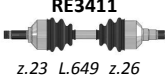
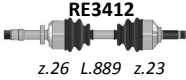
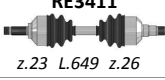
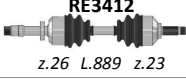
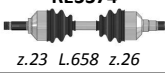
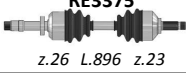
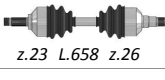
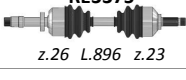


# RENAULT

## CLIO II (B,CB0\_)

MODEL	GEARBOX	FROM	TO	CHASSIS	ABS	F/R	LEFT DRIVESHAFT	RIGHT DRIVESHAFT
1.5 dCi 48/59 kW	Man. JB1/3	06.01	> 10.02		teeth 26	Front	 RE3457 z.21 L.629 ø30	 RE3458 z.23 L.723 z.21
	Man. JB1/3	11.02	>		teeth 44	Front	 RE3365 z.21 L.630 ø30	 RE3366 z.23 L.725 z.21
1.5 dCi 50/62 kW	Man. JB1/3	08.04	>		teeth 44	Front	 RE3390 z.23 L.606 z.26	 RE3391 z.26 L.866 z.23
1.5 dCi 60 kW	Man. JB1/3	06.01	> 10.02		teeth 26	Front	 RE3372 z.23 L.630 ø30	 RE3373 z.23 L.721 z.23
	Man. JB1/3	11.02	>		teeth 44	Front	 RE3369 z.23 L.630 ø30	 RE3370 z.23 L.721 z.23
1.5 dCi 74 kW	Man.	01.04	>		teeth 44	Front	 RE3401 z.23 L.597 z.26	 RE3402 z.26 L.857 z.23
1.6 66 kW	Aut. DP0	09.98	>			Front	 RE3215 z.21 L.617 z.26	 RE3216 L.738
	Aut. DP0	09.98	>		teeth 26	Front	 RE3242 z.21 L.617 z.26	 RE3243 z.23 L.740 z.21
1.6 16V 79 kW	Man. JB1/3	09.98	> 10.02		teeth 26	Front	 RE3457 z.21 L.629 ø30	 RE3458 z.23 L.723 z.21
	Man. JB1/3	11.02	>		teeth 44	Front	 RE3365 z.21 L.630 ø30	 RE3366 z.23 L.725 z.21
1.6 8V 66 kW	Man. JB1/3	09.98	> 04.02			Front	 RE3211 z.21 L.623 ø30	 RE3212 z.23 L.718 z.21
	Man. JB1/3	09.98	> 04.02		teeth 26	Front	 RE3213 z.21 L.626 ø30	 RE3214 z.23 L.718 z.21
1.9 D 47/48 kW	Man.	09.98	>			Front	 RE3211 z.21 L.623 ø30	 RE3163 z.23 L.725 z.21
	Man.	09.98	>		teeth 26	Front	 RE3213 z.21 L.626 ø30	 RE3235 z.23 L.724 z.21
1.9 dTi 59 kW	Man. JB1/3	02.00	> 10.02		teeth 26	Front	 RE3457 z.21 L.629 ø30	 RE3458 z.23 L.723 z.21
	Man. JB1/3	11.02	>		teeth 44	Front	 RE3365 z.21 L.630 ø30	 RE3366 z.23 L.725 z.21
2.0 Sport 124 kW	Man.	02.00	> 05.01		teeth 44	Front	 RE3257 z.23 L.639 ø30	 RE3258 z.23 L.734 z.23
2.0 Sport 132 kW	Man.	01.04	> 03.05		teeth 44	Front	 RE3330 z.23 L.655 ø30	 RE3476 z.23 L.731 z.23
	Man.	04.05	>		teeth 44	Front	 RE3330 z.23 L.655 ø30	 RE3332 z.23 L.750 z.23

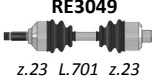
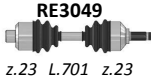
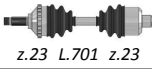
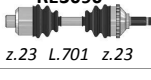





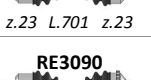
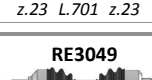







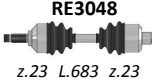
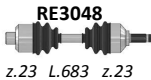




# RENAULT

## CLIO III (B,CR\_)

MODEL	GEARBOX	FROM	TO	CHASSIS	ABS	F/R	LEFT DRIVESHAFT	RIGHT DRIVESHAFT
1.2 43 kW	Man.	09.06	>			Front	 z.23 L.649 z.26	 z.26 L.889 z.23
1.2 16v 55/57 kW	Man.	06.05	>			Front	 z.23 L.649 z.26	 z.26 L.889 z.23
1.4 16v 72 kW	Man.	06.05	>			Front	 z.23 L.658 z.26	 z.26 L.896 z.23
1.5 dCi 50/63/76 kW	Man.	06.05	>			Front	 z.23 L.658 z.26	 z.26 L.896 z.23
	Aut.	06.05	>			Front	 z.23 L.651 z.26	 z.26 L.896 z.23

note: Gearbox Automatic - Sequential

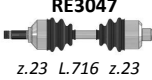
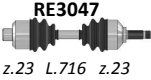
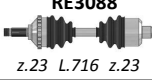
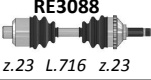

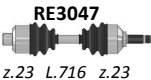

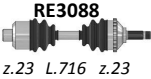


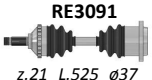

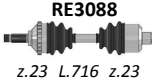
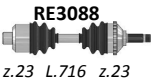
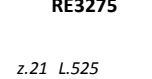
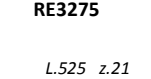




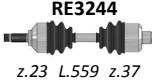

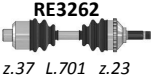


## ESPACE I (J/S11\_)

MODEL	GEARBOX	FROM	TO	CHASSIS	ABS	F/R	LEFT DRIVESHAFT	RIGHT DRIVESHAFT
2.0 79/81 kW	Man. NG3/7	01.88	> 12.90			Front	 z.23 L.701 z.23	 z.23 L.701 z.23
	Man. NG3/7	01.88	> 12.90		teeth 48	Front	 z.23 L.701 z.23	 z.23 L.701 z.23
	Man. NG3	06.84	> 12.87			Front	 z.23 L.683 z.23	 z.23 L.683 z.23
	Man. NG3	06.84	> 12.87		teeth 48	Front	 z.23 L.683 z.23	 z.23 L.683 z.23
2.0 i 87/88 kW	Man. NG3/7	01.88	> 12.90			Front	 z.23 L.701 z.23	 z.23 L.701 z.23
	Man. NG3/7	01.88	> 12.90		teeth 48	Front	 z.23 L.701 z.23	 z.23 L.701 z.23
2.0 i Quadra 87/88 kW	Man. NG3/7	01.88	> 12.90			Front	 z.23 L.701 z.23	 z.23 L.701 z.23
	Man. NG3/7	01.88	> 12.90		teeth 48	Front	 z.23 L.701 z.23	 z.23 L.701 z.23
2.1 TD 65 kW	Man. NG3/7	01.88	> 12.90			Front	 z.23 L.701 z.23	 z.23 L.701 z.23
	Man. NG3/7	01.88	> 12.90		teeth 48	Front	 z.23 L.701 z.23	 z.23 L.701 z.23
	Man. NG3	06.84	> 12.87			Front	 z.23 L.683 z.23	 z.23 L.683 z.23
	Man. NG3	06.84	> 12.87		teeth 48	Front	 z.23 L.683 z.23	 z.23 L.683 z.23











# RENAULT

## ESPACE II (J/S63\_)

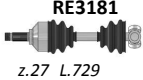


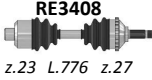

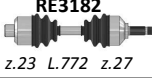


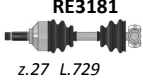
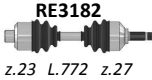
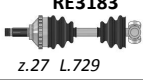
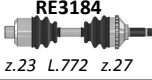

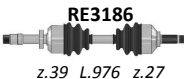
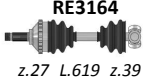
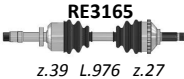




MODEL	GEARBOX	FROM	TO	CHASSIS	ABS	F/R	LEFT DRIVESHAFT	RIGHT DRIVESHAFT
2.0 i 76 kW	Man. NG3/7	01.91	> 12.96			Front	 RE3047 z.23 L.716 z.23	 RE3047 z.23 L.716 z.23
	Man. NG3/7	01.91	> 12.96		teeth 48	Front	 RE3088 z.23 L.716 z.23	 RE3088 z.23 L.716 z.23
2.1 TD 65 kW	Man. NG3/7	01.91	> 12.96			Front	 RE3047 z.23 L.716 z.23	 RE3047 z.23 L.716 z.23
	Man. NG3/7	01.91	> 12.96		teeth 48	Front	 RE3088 z.23 L.716 z.23	 RE3088 z.23 L.716 z.23
2.2 i Quadra 79/81 kW	Man. NG3/7	01.91	> 12.96			Front	 RE3047 z.23 L.716 z.23	 RE3047 z.23 L.716 z.23
	Man. NG3/7	01.91	> 12.96			Rear	 RE3091 z.21 L.525 ø37	 RE3091 ø37 L.525 z.21
	Man. NG3/7	01.91	> 12.96		teeth 48	Front	 RE3088 z.23 L.716 z.23	 RE3088 z.23 L.716 z.23
	Man. NG3/7	01.91	> 12.96		teeth 48	Rear	 RE3275 z.21 L.525	 RE3275 L.525 z.21
2.8 i V6 110 kW	Man. UN1	01.91	> 12.96			Front	 RE3051 z.23 L.722 z.27	 RE3051 z.27 L.722 z.23
	Man. UN1	01.91	> 12.96		teeth 48	Front	 RE3089 z.23 L.722 z.27	 RE3089 z.27 L.722 z.23
	Aut. AR4	01.91	>			Front	 RE3244 z.23 L.559 z.37	 RE3260 z.37 L.701 z.23
	Aut. AR4	01.91	>		teeth 48	Front	 RE3246 z.23 L.559 z.37	 RE3262 z.37 L.701 z.23
	Aut. AR4	01.91	>		teeth 92	Front	 RE3248 z.23 L.559 z.37	 RE3264 z.37 L.701 z.23

## ESPACE III (JE\_)


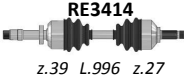

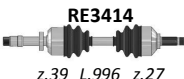




MODEL	GEARBOX	FROM	TO	CHASSIS	ABS	F/R	LEFT DRIVESHAFT	RIGHT DRIVESHAFT
1.9 dTi 72 kW	Man.	02.99	>			Front	 RE3181 z.27 L.729	 RE3182 z.23 L.772 z.27
	Man.	02.99	>		teeth 44	Front	 RE3183 z.27 L.729	 RE3184 z.23 L.772 z.27
2.0 102 kW	Man.	09.01	>			Front	 RE3181 z.27 L.729	 RE3182 z.23 L.772 z.27
	Man.	09.01	>		teeth 44	Front	 RE3183 z.27 L.729	 RE3184 z.23 L.772 z.27

# RENAULT







## ESPACE III (JE\_)

MODEL	GEARBOX	FROM	TO	CHASSIS	ABS	F/R	LEFT DRIVESHAFT	RIGHT DRIVESHAFT
2.0 84 kW	Man.	11.96	> 06.97			Front	 RE3181 z.27 L.729	 RE3407 z.23 L.776
	Man.	11.96	> 06.97		teeth 44	Front	 RE3183 z.27 L.729	 RE3408 z.23 L.776 z.27
	Man.	07.97	> 10.00			Front	 RE3181 z.27 L.729	 RE3182 z.23 L.772 z.27
	Man.	07.97	> 10.00		teeth 44	Front	 RE3183 z.27 L.729	 RE3184 z.23 L.772 z.27
2.0 i 16V 103 kW	Man.	10.98	>			Front	 RE3181 z.27 L.729	 RE3182 z.23 L.772 z.27
	Man.	10.98	>		teeth 44	Front	 RE3183 z.27 L.729	 RE3184 z.23 L.772 z.27
2.2 12V TD 83 kW	Man.	11.96	> 10.00			Front	 RE3185 z.27 L.619 z.39	 RE3186 z.39 L.976 z.27
	Man.	11.96	> 10.00		teeth 44	Front	 RE3164 z.27 L.619 z.39	 RE3165 z.39 L.976 z.27
3.0 123 kW	Man.	11.96	> 10.98			Front	 RE3166 z.27	 RE3167 z.27
3.0 12V 123 kW	Man.	11.96	> 10.98		teeth 44	Front	 RE3168	 RE3169

## ESPACE IV (JK0/1\_)

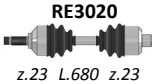
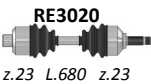

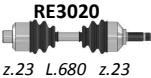
MODEL	GEARBOX	FROM	TO	CHASSIS	ABS	F/R	LEFT DRIVESHAFT	RIGHT DRIVESHAFT
1.9 dCi 88 kW	Man. PK6	11.02	>			Front	 RE3413 z.27 L.660	 RE3414 z.39 L.996 z.27
2.0 16v 100/125 kW	Man. PK6	11.02	>			Front	 RE3413 z.27 L.660	 RE3414 z.39 L.996 z.27
2.0 T 120 kW	Man. PK6	11.02	>			Front	 RE3413 z.27 L.660	 RE3414 z.39 L.996 z.27
2.2 dCi 110 kW	Man.	11.02	>			Front	 RE3434 z.27 L.620,5	 RE3435 z.39 L.1035 z.27

## FUEGO (136\_)

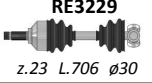
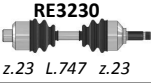




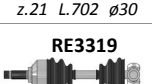


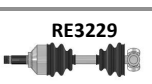
MODEL	GEARBOX	FROM	TO	CHASSIS	ABS	F/R	LEFT DRIVESHAFT	RIGHT DRIVESHAFT
1.4 47 kW	Man.	08.82	> 12.86			Front	 RE3019 z.23 L.684 z.23	 RE3019 z.23 L.684 z.23
1.6 52 kW	Man.	08.82	> 12.86			Front	 RE3019 z.23 L.684 z.23	 RE3019 z.23 L.684 z.23
1.6 Turbo 97 kW	Man.	01.80	> 12.86			Front	 RE3020 z.23 L.680 z.23	 RE3020 z.23 L.680 z.23

# RENAULT

## FUEGO (136\_)

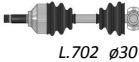

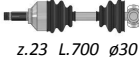













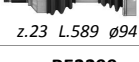





















MODEL	GEARBOX	FROM	TO	CHASSIS	ABS	F/R	LEFT DRIVESHAFT	RIGHT DRIVESHAFT
2.0 814 kW	Man.	08.82	> 12.86			Front	 RE3020 z.23 L.680 z.23	 RE3020 z.23 L.680 z.23
2.1 TD	Man.	08.82	> 12.84			Front	 RE3020 z.23 L.680 z.23	 RE3020 z.23 L.680 z.23

## LAGUNA I (B56\_)

MODEL	GEARBOX	FROM	TO	CHASSIS	ABS	F/R	LEFT DRIVESHAFT	RIGHT DRIVESHAFT
1.6 16V 79 kW	Man.	11.97	> 03.01			Front	 RE3229 z.23 L.706 ø30	 RE3230 z.23 L.747 z.23
1.8 66/69 kW	Man. JB3/JC5	01.94	> 06.95	> 950213		Front	 RE3315 L.702 ø30	 RE3316 z.23 L.748
	Man. JB3/JC5	01.94	> 06.95	> 950213		Front	 RE3112 z.23 L.700 ø30	 RE3113 z.23 L.745 z.23
	Man. JB3/JC5	01.94	> 06.95	> 950213	teeth 44	Front	 RE3317 L.702 ø30	 RE3318 z.23 L.748
	Man. JB3/JC5	01.94	> 06.95	> 950213	teeth 44	Front	 RE3114 z.23 L.700 ø30	 RE3115 z.23 L.745 z.23
	Man. JB3/JC5	07.95	>	950214 >		Front	 RE3116 z.21 L.702 ø30	 RE3117 z.23 L.748 z.21
	Man. JB3/JC5	07.95	>	950214 >		Front	 RE3319 z.21 L.702 ø30	 RE3320 z.23 L.748 z.21
	Man. JB3/JC5	07.95	>	950214 >	teeth 44	Front	 RE3118 z.21 L.702 ø30	 RE3119 z.23 L.748 z.21
	Man. JB3/JC5	07.95	>	950214 >	teeth 44	Front	 RE3321 z.21 L.702 ø30	 RE3322 z.23 L.748 z.21
	Aut. AD4	01.94	>			Front	 RE3297 z.23 L.589 ø94	 RE3298 ø94 L.609 z.23
	Aut. AD4	01.94	>			Front	 RE3299 z.23 L.589 ø94	 RE3300 ø94 L.609 z.23
1.8 16v 88 kW	Man.	03.98	> 03.01			Front	 RE3229 z.23 L.706 ø30	 RE3230 z.23 L.747 z.23
1.9 dCi 79 kW	Man.	09.99	> 03.01			Front	 RE3398 z.23 L.619	 RE3399 z.39 L.931 z.23
1.9 dTi 72 kW	Man.	07.98	> 03.01			Front	 RE3229 z.23 L.706 ø30	 RE3230 z.23 L.747 z.23

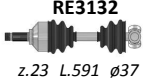
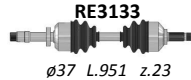

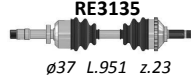

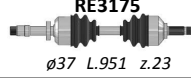

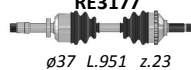
# RENAULT

## LAGUNA I (B56\_)

MODEL	GEARBOX	FROM	TO	CHASSIS	ABS	F/R	LEFT DRIVESHAFT	RIGHT DRIVESHAFT
2.0 83/84 kW	Man. JB3/JC5	01.94 >	06.95	> 950213		Front	 RE3315 L.702 ø30	 RE3316 z.23 L.748
	Man. JB3/JC5	01.94 >	06.95	> 950213		Front	 RE3112 z.23 L.700 ø30	 RE3113 z.23 L.745 z.23
	Man. JB3/JC5	01.94 >	06.95	> 950213	teeth 44	Front	 RE3317 L.702 ø30	 RE3318 z.23 L.748
	Man. JB3/JC5	01.94 >	06.95	> 950213	teeth 44	Front	 RE3114 z.23 L.700 ø30	 RE3115 z.23 L.745 z.23
	Man. JB3/JC5	07.95 >		950214 >		Front	 RE3116 z.21 L.702 ø30	 RE3117 z.23 L.748 z.21
	Man. JB3/JC5	07.95 >		950214 >		Front	 RE3319 z.21 L.702 ø30	 RE3320 z.23 L.748 z.21
	Man. JB3/JC5	07.95 >		950214 >	teeth 44	Front	 RE3118 z.21 L.702 ø30	 RE3119 z.23 L.748 z.21
	Man. JB3/JC5	07.95 >		950214 >	teeth 44	Front	 RE3321 z.21 L.702 ø30	 RE3322 z.23 L.748 z.21
	Aut. AD4	01.94 >				Front	 RE3297 z.23 L.589 ø94	 RE3298 ø94 L.609 z.23
	Aut. AD4	01.94 >			teeth 44	Front	 RE3299 z.23 L.589 ø94	 RE3300 ø94 L.609 z.23
2.0 16v 103 kW	Man. JC5	09.99 >	03.01			Front	 RE3229 z.23 L.706 ø30	 RE3230 z.23 L.747 z.23
	Man. JC5	03.95 >			teeth 44	Front	 RE3303 z.23 L.660 ø30	 RE3304 z.23 L.795 z.23
2.0 S 16V 102 kW	Man. JC5	03.95 >			teeth 44	Front	 RE3305 L.660	 RE3306 z.23 L.795 z.23
	Aut. AD8	01.94 >				Front	 RE3174 z.23 L.591 ø37	 RE3175 ø37 L.951 z.23
2.2 D	Aut. AD8	01.94 >			teeth 44	Front	 RE3176 z.23 L.591 ø37	 RE3177 ø37 L.951 z.23
	Man. JC5	01.94 >	03.01			Front	 RE3120 z.23 L.659 ø30	 RE3121 z.23 L.795 z.23
2.2 D 12V	Man. JC5	01.94 >	03.01		teeth 44	Front	 RE3122 z.23 L.659 ø30	 RE3123 z.23 L.795 z.23
	Man. PK1	01.94 >				Front	 RE3132 z.23 L.591 ø37	 RE3133 ø37 L.951 z.23
2.2 TD 83 kW	Man. PK1	01.94 >			teeth 44	Front	 RE3134 z.23 L.591 ø37	 RE3135 ø37 L.951 z.23

# RENAULT

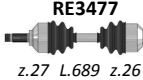
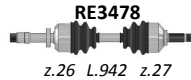




## LAGUNA I (B56\_)

MODEL	GEARBOX	FROM	TO	CHASSIS	ABS	F/R	LEFT DRIVESHAFT	RIGHT DRIVESHAFT
3.0 V6	Man. PK1	01.94	>			Front	 z.23 L.591 ø37	 ø37 L.951 z.23
	Man. PK1	01.94	>		teeth 44	Front	 z.23 L.591 ø37	 ø37 L.951 z.23
	Aut. AD8	01.94	>			Front	 z.23 L.591 ø37	 ø37 L.951 z.23
	Aut. AD8	01.94	>		teeth 44	Front	 z.23 L.591 ø37	 ø37 L.951 z.23

## LAGUNA II (BG01\_)




MODEL	GEARBOX	FROM	TO	CHASSIS	ABS	F/R	LEFT DRIVESHAFT	RIGHT DRIVESHAFT	
1.6 16v 79 kW	Man.	03.01	>			Front	 z.27 L.721 ø30	 z.23 L.795 z.27	
1.8 16v 85/88/89 kW	Man. JR5	03.01	>			Front	 z.27 L.721 ø30	 z.23 L.800 z.27	
	Aut. DP0	03.01	>			Front	 z.27 L.690 z.26	 z.26 z.27	
	note: 4 Speed								
1.9 dCi 68/74/81/88/96 kW	Man.	03.01	>			Front	 z.27 L.634 ø37	 z.39 L.976 z.27	
1.9 dCi 77/81 kW	Aut. DP0	06.01	>			Front	 z.27 L.690 z.26	 z.26 z.27	
	note: 4 Speed								
1.9 dCi 77 kW	Man.	06.01	>			Front	 z.27 L.721 ø30	 z.23 L.800 z.27	
2.0 16v 103 kW	Man. JR5	04.01	>			Front	 z.27 L.721 ø30	 z.23 L.800 z.27	
2.0 16v 99/103 kW	Aut. DP0	04.01	>			Front	 z.27 L.690 z.26	 z.26 z.27	
	note: 4 Speed								
2.0 dCi 110/127 kW	Man. PK4	08.05	>			Front	 z.27 L.640 z.39	 z.39 L.984 z.27	
2.2 dCi 110 kW	Man.	10.01	>			Front	 z.27 L.594	 z.39 L.1013 z.27	

## LAGUNA III (BT0/1\_)

MODEL	GEARBOX	FROM	TO	CHASSIS	ABS	F/R	LEFT DRIVESHAFT	RIGHT DRIVESHAFT
1.5 dCi 81 kW	Man. TL4	10.07	>			Front	 z.27 L.689 z.26	 z.26 L.942 z.27
	note: 6 Speed							
1.6 16V 81 kW	Man. TL4	10.07	>			Front	 z.27 L.689 z.26	 z.26 L.939 z.27
	note: 6 Speed							
2.0 dCi 127/131 kW	Man. PK4	03.08	>			Front	 z.27 L.630 z.39	 z.39 L.985 z.27

# RENAULT

## MEGANE I (BA\_)

















MODEL	GEARBOX	FROM	TO	CHASSIS	ABS	F/R	LEFT DRIVESHAFT	RIGHT DRIVESHAFT
1.4 16V 70 kW	Man. JB1/3,JC5	03.99	>			Front	 z.21 L.653 ø30	 L.745 z.21
	Man. JB1/3,JC5 note: Model BA0W	03.99	>			Front	 z.21 L.648 ø30	 z.23 L.742 z.21
	Man. JB1/3,JC5	03.99	>		teeth 44	Front	 z.21 L.653 ø30	 z.23 L.745 z.21
	Man. JB1/3,JC5 note: Model BA0W	03.99	>		teeth 44	Front	 z.21 L.648 ø30	 z.23 L.742 z.21
1.4 e 55 kW	Man. JB1/3,JC5	01.96	>			Front	 z.21 L.648 ø30	 z.23 L.742 z.21
	Man. JB1/3,JC5	01.96	>		teeth 44	Front	 z.21 L.648 ø30	 z.23 L.742 z.21
1.6 16V 79 kW	Man. JB1/3,JC5	01.96	>			Front	 z.21 L.653 ø30	 L.745 z.21
	Man. JB1/3,JC5	01.96	>		teeth 44	Front	 z.21 L.653 ø30	 z.23 L.745 z.21
1.6 e 66 kW	Man. JB1/3,JC5	01.96	> 03.99			Front	 z.21 L.648 ø30	 z.23 L.742 z.21
	Man. JB1/3,JC5	01.96	> 03.99		teeth 44	Front	 z.21 L.648 ø30	 z.23 L.742 z.21
	Aut. AD4	01.96	> 03.99		teeth 44	Front	 z.21 L.568 z.33	 z.33 L.797 z.21
1.6 i 55 kW	Man. JB1/3,JC5	01.96	> 03.99			Front	 z.21 L.648 ø30	 z.23 L.742 z.21
	Man. JB1/3,JC5	01.96	> 03.99		teeth 44	Front	 z.21 L.648 ø30	 z.23 L.742 z.21
	Aut. AD4	01.96	> 03.99		teeth 44	Front	 z.21 L.568 z.33	 z.33 L.797 z.21
1.8 16V 85 kW	Man.	10.99	> 01.01		teeth 44	Front	 z.23 L.655 ø30	 z.23 L.746 z.23
	Man.	02.01	>		teeth 44	Front	 z.23 L.655 ø30	 z.23 L.750 z.23
1.9 D Eco 47 kW	Man. JB1/3,JC5	01.96	>			Front	 z.21 L.648 ø30	 z.23 L.742 z.21
	Man. JB1/3,JC5	01.96	>		teeth 44	Front	 z.21 L.648 ø30	 z.23 L.742 z.21

# RENAULT

## MEGANE I (BA\_)

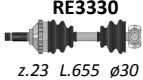



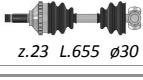
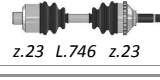




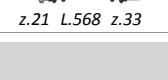
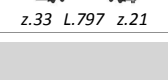
MODEL	GEARBOX	FROM	TO	CHASSIS	ABS	F/R	LEFT DRIVESHAFT	RIGHT DRIVESHAFT
1.9 dCi 75 kW	Man.	07.00	> 01.01		teeth 44	Front	 RE3330 z.23 L.655 ø30	 RE3331 z.23 L.746 z.23
	Man.	02.01	>		teeth 44	Front	 RE3330 z.23 L.655 ø30	 RE3332 z.23 L.750 z.23
1.9 dT 66 kW	Man. JC5	01.96	>		teeth 44	Front	 RE3330 z.23 L.655 ø30	 RE3331 z.23 L.746 z.23
1.9 dTi 59 kW	Man.	04.99	> 01.01		teeth 44	Front	 RE3330 z.23 L.655 ø30	 RE3331 z.23 L.746 z.23
	Man.	02.01	>		teeth 44	Front	 RE3330 z.23 L.655 ø30	 RE3332 z.23 L.750 z.23
1.9 dTi 72 kW	Man. JC5	03.97	>		teeth 44	Front	 RE3330 z.23 L.655 ø30	 RE3331 z.23 L.746 z.23
2.0 16V 108 kW	Man. JC5	07.96	>		teeth 44	Front	 RE3330 z.23 L.655 ø30	 RE3331 z.23 L.746 z.23
2.0 16V 79/102 kW	Man.	03.99	>		teeth 44	Front	 RE3330 z.23 L.655 ø30	 RE3501 z.23 L.743 z.23
2.0 i 80/84 kW	Aut. AD4	01.96	>		teeth 44	Front	 RE3438 z.21 L.568 z.33	 RE3439 z.33 L.797 z.21
2.0 i 84 kW	Man. JB1/3,JC5	01.96	>		teeth 44	Front	 RE3330 z.23 L.655 ø30	 RE3331 z.23 L.746 z.23

## MEGANE I CABRIOLET (EA0\_)







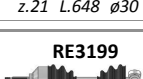









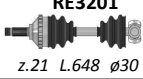





MODEL	GEARBOX	FROM	TO	CHASSIS	ABS	F/R	LEFT DRIVESHAFT	RIGHT DRIVESHAFT
1.4 16V 70 kW	Man. JB1/3,JC5	03.99	>			Front	 RE3334 z.21 L.653 ø30	 RE3335 L.745 z.21
	Man. JB1/3,JC5	03.99	>		teeth 44	Front	 RE3336 z.21 L.653 ø30	 RE3337 z.23 L.745 z.21
1.6 16V 79 kW	Man. JB1/3,JC5	03.99	>			Front	 RE3334 z.21 L.653 ø30	 RE3335 L.745 z.21
	Man. JB1/3,JC5	03.99	>		teeth 44	Front	 RE3336 z.21 L.653 ø30	 RE3337 z.23 L.745 z.21
1.6 e 66 kW	Man. JB1/3,JC5	10.96	> 03.99			Front	 RE3199 z.21 L.648 ø30	 RE3200 z.23 L.742 z.21
	Man. JB1/3,JC5	10.96	> 03.99		teeth 44	Front	 RE3201 z.21 L.648 ø30	 RE3202 z.23 L.742 z.21
	Aut. AD4	10.96	> 03.99		teeth 44	Front	 RE3438 z.21 L.568 z.33	 RE3439 z.33 L.797 z.21
2.0 16V 102 kW	Man.	01.02	>		teeth 44	Front	 RE3330 z.23 L.655 ø30	 RE3501 z.23 L.743 z.23

# RENAULT

## MEGANE I CABRIOLET (EA0\_)

MODEL	GEARBOX	FROM	TO	CHASSIS	ABS	F/R	LEFT DRIVESHAFT	RIGHT DRIVESHAFT
2.0 16V 103 kW	Man.	12.99	> 01.01		teeth 44	Front	 RE3330 z.23 L.655 ø30	 RE3331 z.23 L.746 z.23
	Man.	02.01	>		teeth 44	Front	 RE3330 z.23 L.655 ø30	 RE3332 z.23 L.750 z.23
2.0 16V 108 kW	Man. JC5	01.96	>		teeth 44	Front	 RE3330 z.23 L.655 ø30	 RE3331 z.23 L.746 z.23
2.0 i 80/84 kW	Man. JB3,JC5	03.96	>			Front	 RE3334 z.21 L.653 ø30	 RE3335 L.745 z.21
	Man. JB3,JC5	03.96	>		teeth 44	Front	 RE3336 z.21 L.653 ø30	 RE3337 z.23 L.745 z.21
	Aut. AD4	03.96	>		teeth 44	Front	 RE3438 z.21 L.568 z.33	 RE3439 z.33 L.797 z.21





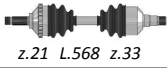


























## MEGANE I CLASSIC (LA\_)

MODEL	GEARBOX	FROM	TO	CHASSIS	ABS	F/R	LEFT DRIVESHAFT	RIGHT DRIVESHAFT
1.4 16V 70 kW	Man. JB1/3,JC5	03.99	>			Front	 RE3334 z.21 L.653 ø30	 RE3335 L.745 z.21
	Man. JB1/3,JC5 note: Model BA0W	03.99	>			Front	 RE3199 z.21 L.648 ø30	 RE3200 z.23 L.742 z.21
	Man. JB1/3,JC5	03.99	>		teeth 44	Front	 RE3336 z.21 L.653 ø30	 RE3337 z.23 L.745 z.21
	Man. JB1/3,JC5 note: Model BA0W	03.99	>		teeth 44	Front	 RE3201 z.21 L.648 ø30	 RE3202 z.23 L.742 z.21
1.4 e 55 kW	Man. JB1/3,JC5	01.96	>			Front	 RE3199 z.21 L.648 ø30	 RE3200 z.23 L.742 z.21
	Man. JB1/3,JC5	01.96	>		teeth 44	Front	 RE3201 z.21 L.648 ø30	 RE3202 z.23 L.742 z.21
1.6 16V 79 kW	Man. JB1/3,JC5	01.96	>			Front	 RE3334 z.21 L.653 ø30	 RE3335 L.745 z.21
	Man. JB1/3,JC5	01.96	>		teeth 44	Front	 RE3336 z.21 L.653 ø30	 RE3337 z.23 L.745 z.21
1.6 e 66 kW	Man. JB1/3,JC5	01.96	> 03.99			Front	 RE3199 z.21 L.648 ø30	 RE3200 z.23 L.742 z.21
	Man. JB1/3,JC5	01.96	> 03.99		teeth 44	Front	 RE3201 z.21 L.648 ø30	 RE3202 z.23 L.742 z.21
	Aut. AD4	01.96	> 03.99		teeth 44	Front	 RE3438 z.21 L.568 z.33	 RE3439 z.33 L.797 z.21







# RENAULT

## MEGANE I CLASSIC (LA\_)

MODEL	GEARBOX	FROM	TO	CHASSIS	ABS	F/R	LEFT DRIVESHAFT	RIGHT DRIVESHAFT
1.6 i 55 kW	Man. JB1/3,JC5	01.96 >	03.99			Front	 RE3199 z.21 L.648 ø30	 RE3200 z.23 L.742 z.21
	Man. JB1/3,JC5	01.96 >	03.99		teeth 44	Front	 RE3201 z.21 L.648 ø30	 RE3202 z.23 L.742 z.21
	Aut. AD4	01.96 >	03.99		teeth 44	Front	 RE3438 z.21 L.568 z.33	 RE3439 z.33 L.797 z.21
1.8 16V 85 kW	Man.	10.99 >	01.01		teeth 44	Front	 RE3330 z.23 L.655 ø30	 RE3331 z.23 L.746 z.23
	Man.	02.01 >			teeth 44	Front	 RE3330 z.23 L.655 ø30	 RE3332 z.23 L.750 z.23
1.9 D Eco 47 kW	Man. JB1/3,JC5	01.96 >				Front	 RE3199 z.21 L.648 ø30	 RE3200 z.23 L.742 z.21
	Man. JB1/3,JC5	01.96 >			teeth 44	Front	 RE3201 z.21 L.648 ø30	 RE3202 z.23 L.742 z.21
1.9 dCi 75 kW	Man.	07.00 >	01.01		teeth 44	Front	 RE3330 z.23 L.655 ø30	 RE3331 z.23 L.746 z.23
	Man.	02.01 >			teeth 44	Front	 RE3330 z.23 L.655 ø30	 RE3332 z.23 L.750 z.23
1.9 dT 66 kW	Man. JC5	01.96 >			teeth 44	Front	 RE3330 z.23 L.655 ø30	 RE3331 z.23 L.746 z.23
1.9 dTi 59 kW	Man.	04.99 >	01.01		teeth 44	Front	 RE3330 z.23 L.655 ø30	 RE3331 z.23 L.746 z.23
	Man.	02.01 >			teeth 44	Front	 RE3330 z.23 L.655 ø30	 RE3332 z.23 L.750 z.23
1.9 dTi 72 kW	Man. JC5	03.97 >			teeth 44	Front	 RE3330 z.23 L.655 ø30	 RE3331 z.23 L.746 z.23
2.0 16V 108 kW	Man. JC5	07.96 >			teeth 44	Front	 RE3330 z.23 L.655 ø30	 RE3331 z.23 L.746 z.23
2.0 i 80/84 kW	Aut. AD4	01.96 >			teeth 44	Front	 RE3438 z.21 L.568 z.33	 RE3439 z.33 L.797 z.21
2.0 i 84 kW	Man. JB1/3,JC5	01.96 >			teeth 44	Front	 RE3330 z.23 L.655 ø30	 RE3331 z.23 L.746 z.23

## MEGANE I COACH (DA\_)

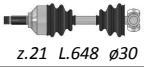

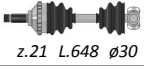









MODEL	GEARBOX	FROM	TO	CHASSIS	ABS	F/R	LEFT DRIVESHAFT	RIGHT DRIVESHAFT
1.4 16V 70 kW	Man. JB1/3,JC5	03.99 >				Front	 RE3334 z.21 L.653 ø30	 RE3335 L.745 z.21
	Man. JB1/3,JC5	03.99 >			teeth 44	Front	 RE3336 z.21 L.653 ø30	 RE3337 z.23 L.745 z.21

# RENAULT

## MEGANE I COACH (DA\_)


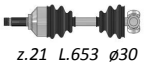






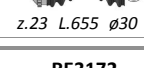

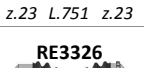
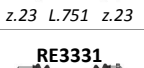

MODEL	GEARBOX	FROM	TO	CHASSIS	ABS	F/R	LEFT DRIVESHAFT	RIGHT DRIVESHAFT
1.6 16V 79 kW	Man. JB1/3,JC5	03.99	>			Front	 z.21 L.653 ø30	 L.745 z.21
	Man. JB1/3,JC5	03.99	>		teeth 44	Front	 z.21 L.653 ø30	 z.23 L.745 z.21
1.6 e 66 kW	Man. JB1/3,JC5	10.96	>	03.99		Front	 z.21 L.648 ø30	 z.23 L.742 z.21
	Man. JB1/3,JC5	10.96	>	03.99	teeth 44	Front	 z.21 L.648 ø30	 z.23 L.742 z.21
	Aut. AD4	10.96	>	03.99	teeth 44	Front	 z.21 L.568 z.33	 z.33 L.797 z.21
2.0 16V 103 kW	Man.	12.99	>	01.01	teeth 44	Front	 z.23 L.655 ø30	 z.23 L.746 z.23
	Man.	02.01	>		teeth 44	Front	 z.23 L.655 ø30	 z.23 L.750 z.23
2.0 16V 108 kW	Man. JC5	01.96	>		teeth 44	Front	 z.23 L.655 ø30	 z.23 L.746 z.23
2.0 16V 80 kW	Man.	03.99	>		teeth 44	Front	 z.23 L.655 ø30	 z.23 L.743 z.23
2.0 i 80/84 kW	Aut. AD4	03.96	>		teeth 44	Front	 z.21 L.568 z.33	 z.33 L.797 z.21
2.0 i 84 kW	Man. JB3,JC5	03.96	>			Front	 z.21 L.653 ø30	 L.745 z.21
	Man. JB3,JC5	03.96	>		teeth 44	Front	 z.21 L.653 ø30	 z.23 L.745 z.21

## MEGANE I SCÉNIC (JAO\_)

MODEL	GEARBOX	FROM	TO	CHASSIS	ABS	F/R	LEFT DRIVESHAFT	RIGHT DRIVESHAFT
1.4 i 55 kW	Man. JB1/3,JC5	01.97	>			Front	 z.21 L.648 ø30	 z.23 L.742 z.21
	Man. JB1/3,JC5	01.97	>		teeth 44	Front	 z.21 L.648 ø30	 z.23 L.742 z.21
1.6 16V 79 kW	Man. JB3,JC5	07.98	>	01.99	teeth 44	Front	 z.23 L.655 ø30	 z.23 L.746 z.23
	Man. JB3,JC5	02.99	>	07.99	teeth 44	Front	 z.23 L.644	 L.739 z.23
	Man. JB1/3,JC5	01.97	>	06.98		Front	 z.23 L.651 ø30	 z.23 L.751 z.23
	Man. JB1/3,JC5	01.97	>	06.98	teeth 44	Front	 z.23 L.654 ø30	 z.23 L.751 z.23

# RENAULT

## MEGANE I SCÉNIC (JA0\_)

MODEL	GEARBOX	FROM	TO	CHASSIS	ABS	F/R	LEFT DRIVESHAFT	RIGHT DRIVESHAFT
1.6 e 66 kW	Man. JB1/3	01.97	> 09.98			Front	 z.21 L.648 ø30	 z.23 L.742 z.21
	Man. JB1/3	01.97	> 09.98		teeth 44	Front	 z.21 L.648 ø30	 z.23 L.742 z.21
	Man. JB1/3	10.98	> 03.99			Front	 z.21 L.653 ø30	 L.745 z.21
	Man. JB1/3	10.98	> 03.99		teeth 44	Front	 z.21 L.653 ø30	 z.23 L.745 z.21
	Aut.	01.97	> 03.99		teeth 44	Front	 z.23 L.572 z.33	 z.33 L.802 z.23
1.6 i 55 kW	Man. JB1/3	01.97	> 09.98			Front	 z.21 L.648 ø30	 z.23 L.742 z.21
	Man. JB1/3	01.97	> 09.98		teeth 44	Front	 z.21 L.648 ø30	 z.23 L.742 z.21
	Man. JB1/3	10.98	>			Front	 z.21 L.653 ø30	 L.745 z.21
	Man. JB1/3	10.98	>		teeth 44	Front	 z.21 L.653 ø30	 z.23 L.745 z.21
1.9 D 47 kW	Man. JB3,JC5	03.97	> 09.99			Front	 z.21 L.648 ø30	 z.23 L.742 z.21
	Man. JB3,JC5	03.97	> 09.99		teeth 44	Front	 z.21 L.648 ø30	 z.23 L.742 z.21
1.9 dT 66 kW	Man. JC5	01.97	> 09.99			Front	 z.21 L.648 ø30	 z.23 L.742 z.21
	Man. JC5	01.97	> 09.99		teeth 44	Front	 z.21 L.648 ø30	 z.23 L.742 z.21
1.9 dTi 72 kW	Man. JC5	03.97	>		teeth 44	Front	 z.23 L.655 ø30	 z.23 L.746 z.23
2.0 i 80/84 kW	Man. JB3,JC5	01.97	> 06.98			Front	 z.23 L.651 ø30	 z.23 L.751 z.23
	Man. JB3,JC5	01.97	> 06.98		teeth 44	Front	 z.23 L.654 ø30	 z.23 L.751 z.23
	Man. JB3,JC5	07.98	> 03.99		teeth 44	Front	 z.23 L.655 ø30	 z.23 L.746 z.23
	Aut.	01.97	> 03.99		teeth 44	Front	 z.23 L.572 z.33	 z.33 L.802 z.23

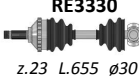

# RENAULT

## MEGANE I SW (KA\_)

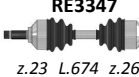
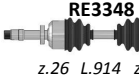
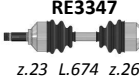


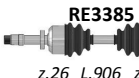

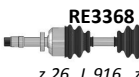
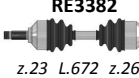
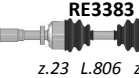





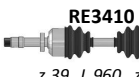

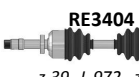
MODEL	GEARBOX	FROM	TO	CHASSIS	ABS	F/R	LEFT DRIVESHAFT	RIGHT DRIVESHAFT
1.4 16V 70 kW	Man.	03.99	>			Front	 RE3334 z.21 L.653 ø30	 RE3335 L.745 z.21
	Man.	03.99	>			Front	 RE3199 z.21 L.648 ø30	 RE3200 z.23 L.742 z.21
	Man.	03.99	>		teeth 44	Front	 RE3336 z.21 L.653 ø30	 RE3337 z.23 L.745 z.21
	Man.	03.99	>		teeth 44	Front	 RE3201 z.21 L.648 ø30	 RE3202 z.23 L.742 z.21
1.4 e 55 kW	Man.	03.99	>			Front	 RE3199 z.21 L.648 ø30	 RE3200 z.23 L.742 z.21
	Man.	03.99	>		teeth 44	Front	 RE3201 z.21 L.648 ø30	 RE3202 z.23 L.742 z.21
1.6 16V 79 kW	Man. JB1/3	03.99	>			Front	 RE3334 z.21 L.653 ø30	 RE3335 L.745 z.21
	Man. JB1/3	03.99	>		teeth 44	Front	 RE3336 z.21 L.653 ø30	 RE3337 z.23 L.745 z.21
1.6 e 66 kW	Man. JB1/3	03.99	>			Front	 RE3199 z.21 L.648 ø30	 RE3200 z.23 L.742 z.21
	Man. JB1/3	03.99	>		teeth 44	Front	 RE3201 z.21 L.648 ø30	 RE3202 z.23 L.742 z.21
	Aut. AD4	03.99	>		teeth 44	Front	 RE3438 z.21 L.568 z.33	 RE3439 z.33 L.797 z.21
1.8 16V 85 kW	Man.	03.99	>	01.01	teeth 44	Front	 RE3330 z.23 L.655 ø30	 RE3331 z.23 L.746 z.23
	Man.	02.01	>		teeth 44	Front	 RE3330 z.23 L.655 ø30	 RE3332 z.23 L.750 z.23
1.9 D 47 kW	Man.	09.96	>			Front	 RE3199 z.21 L.648 ø30	 RE3200 z.23 L.742 z.21
	Man.	09.96	>		teeth 44	Front	 RE3201 z.21 L.648 ø30	 RE3202 z.23 L.742 z.21
1.9 dCi 75 kW	Man.	03.99	>	01.01	teeth 44	Front	 RE3330 z.23 L.655 ø30	 RE3331 z.23 L.746 z.23
	Man.	02.01	>		teeth 44	Front	 RE3330 z.23 L.655 ø30	 RE3332 z.23 L.750 z.23
1.9 dTi 59 kW	Man.	03.99	>	01.01	teeth 44	Front	 RE3330 z.23 L.655 ø30	 RE3331 z.23 L.746 z.23
	Man.	02.01	>		teeth 44	Front	 RE3330 z.23 L.655 ø30	 RE3332 z.23 L.750 z.23

# RENAULT


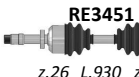

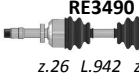
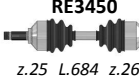
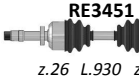



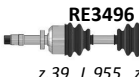
## MEGANE I SW (KA\_)

MODEL	GEARBOX	FROM	TO	CHASSIS	ABS	F/R	LEFT DRIVESHAFT	RIGHT DRIVESHAFT
1.9 dTi 72 kW	Man. JC5	03.97	>		teeth 44	Front	 RE3330 z.23 L.655 ø30	 RE3331 z.23 L.746 z.23



## MEGANE II (\_M0/1\_)

MODEL	GEARBOX	FROM	TO	CHASSIS	ABS	F/R	LEFT DRIVESHAFT	RIGHT DRIVESHAFT
1.4 16v 60/72 kW	Man.	11.02	>			Front	 RE3347 z.23 L.674 z.26	 RE3348 z.26 L.914 z.23
1.5 dCi 60/63/74/78 kW	Man. note: 5 Speed	11.02	>			Front	 RE3347 z.23 L.674 z.26	 RE3348 z.26 L.914 z.23
1.5 dCi 74/76/78 kW	Man. note: 6 Speed	10.03	>			Front	 RE3384 z.25 L.661 z.26	 RE3385 z.26 L.906 z.25
1.6 16v 82/83 kW	Man.	11.02	>			Front	 RE3367 z.23 L.672 z.26	 RE3368 z.26 L.916 z.23
	Aut.	11.02	>			Front	 RE3382 z.23 L.672 z.26	 RE3383 z.23 L.806 z.23
1.9 dCi 68/81/88/96 kW	Man. note: 6 Speed	11.02	>			Front	 RE3363 z.25 L.640 z.39	 RE3364 z.39 L.931 z.25
1.9 dCi 88/96 kW	Aut.	11.02	>			Front	 RE3446 z.25 L.667 z.26	 RE3447 z.26 L.800 z.25
2.0 16v Sport 165 kW	Man. note: 6 Speed	05.04	>			Front	 RE3409 z.27 L.662 z.39	 RE3410 z.39 L.960 z.27
2.0 dCi 110 kW	Man.	09.05	>			Front	 RE3403 z.27 L.626 z.39	 RE3404 z.39 L.972 z.27

## MEGANE III (\_Z0/1\_)

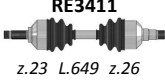
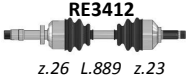
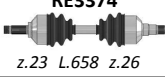
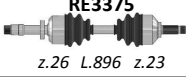


MODEL	GEARBOX	FROM	TO	CHASSIS	ABS	F/R	LEFT DRIVESHAFT	RIGHT DRIVESHAFT
1.5 dCi 63/70/78 kW	Man. TL4 note: 6 Speed	11.08	> 09.09			Front	 RE3450 z.25 L.684 z.26	 RE3451 z.26 L.930 z.25
	Man. TL4 note: 6 Speed	10.09	>			Front	 RE3450 z.25 L.684 z.26	 RE3490 z.26 L.942 z.25
1.6 16V 74 kW	Man. TL4 note: 6 Speed	11.08	>			Front	 RE3450 z.25 L.684 z.26	 RE3451 z.26 L.930 z.25
1.6 dCi 96 kW	Man. ND4 note: 6 Speed	04.11	>			Front	 RE3495 z.27 L.654 z.39	 RE3496 z.39 L.955 z.27
1.9 dCi 96 kW	Man. ND4 note: 6 Speed	02.09	>			Front	 RE3495 z.27 L.654 z.39	 RE3496 z.39 L.955 z.27

## MODUS (F/JPO\_)



MODEL	GEARBOX	FROM	TO	CHASSIS	ABS	F/R	LEFT DRIVESHAFT	RIGHT DRIVESHAFT
1.2 48/55 kW	Man.	05.05	>			Front	 RE3411 z.23 L.649 z.26	 RE3412 z.26 L.889 z.23

# RENAULT

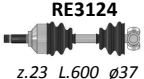























## MODUS (F/JPO\_)

MODEL	GEARBOX	FROM	TO	CHASSIS	ABS	F/R	LEFT DRIVESHAFT	RIGHT DRIVESHAFT
1.2 16v 74 kW	Man.	05.07	>			Front	 z.23 L.649 z.26	 z.26 L.889 z.23
1.4 16v 72 kW	Man.	12.04	>			Front	 z.23 L.658 z.26	 z.26 L.896 z.23
1.5 dCi 50/63/76 kW	Man.	12.04	>			Front	 z.23 L.658 z.26	 z.26 L.896 z.23

## RODEO (4/6)

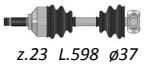








MODEL	GEARBOX	FROM	TO	CHASSIS	ABS	F/R	LEFT DRIVESHAFT	RIGHT DRIVESHAFT
1.1 25/34 kW	Man.	08.71	> 11.81			Front	 z.23 L.668 z.22	 z.22 L.668 z.23

## SAFRANE I (B54\_)












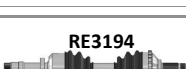

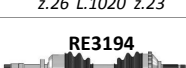
MODEL	GEARBOX	FROM	TO	CHASSIS	ABS	F/R	LEFT DRIVESHAFT	RIGHT DRIVESHAFT
2.0 77 kW	Man. PK1	03.92	> 07.96			Front	 z.23 L.600 ø37	 ø37 L.541 z.23
	Man. PK1	03.92	> 07.96		teeth 30	Front	 z.23 L.600 ø37	 ø37 L.541 z.23
	Aut. AD8	03.92	> 07.96			Front	 z.23 L.605 ø37	 z.39 L.980 z.23
	Aut. AD8	03.92	> 07.96		teeth 30	Front	 z.23 L.605 ø37	 z.39 L.980 z.23
2.0 12V 97 kW	Man. PK1	03.92	> 07.96			Front	 z.23 L.600 ø37	 ø37 L.541 z.23
	Man. PK1	03.92	> 07.96		teeth 30	Front	 z.23 L.600 ø37	 ø37 L.541 z.23
2.1 TD 65/66 kW	Man. PK1	03.92	> 07.96			Front	 z.23 L.600 ø37	 ø37 L.541 z.23
	Man. PK1	03.92	> 07.96		teeth 30	Front	 z.23 L.600 ø37	 ø37 L.541 z.23
2.2 79/101 kW	Man. PK1	03.92	> 07.96			Front	 z.23 L.600 ø37	 ø37 L.541 z.23
	Man. PK1	03.92	> 07.96		teeth 30	Front	 z.23 L.600 ø37	 ø37 L.541 z.23
	Aut. AD8	03.92	> 07.96			Front	 z.23 L.605 ø37	 z.39 L.980 z.23
	Aut. AD8	03.92	> 07.96		teeth 30	Front	 z.23 L.605 ø37	 z.39 L.980 z.23

# RENAULT

## SAFRANE I (B54\_)





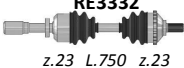


















MODEL	GEARBOX	FROM	TO	CHASSIS	ABS	F/R	LEFT DRIVESHAFT	RIGHT DRIVESHAFT
2.5 TD 83 kW	Man. PK1	03.92	> 07.96			Front	 z.23 L.584 ø37	 z.39 L.1000 z.23
	Man. PK1	03.92	> 07.96		teeth 30	Front	 z.23 L.584 ø37	 z.39 L.1000 z.23
	Aut. AD8	03.92	> 07.96			Front	 z.23 L.598 ø37	 z.39 L.1000 z.23
	Aut. AD8	03.92	> 07.96		teeth 30	Front	 z.23 L.598 ø37	 z.39 L.1000 z.23
3.0 Biturbo 4X4 193 kW	Man. PK7/9	02.93	> 07.96		teeth 30	Front	 z.23	 z.23
	3.0 i V6 123 kW	Man. PK7	03.92	> 07.96			Front	 z.23 L.598 ø37
Man. PK7		03.92	> 07.96		teeth 30	Front	 z.23 L.598 ø37	 z.39 L.985 z.23
Aut. AD8		03.92	> 07.96			Front	 z.23 L.605 ø37	 z.39 L.980 z.23
Aut. AD8		03.92	> 07.96		teeth 30	Front	 z.23 L.605 ø37	 z.39 L.980 z.23
3.0 i V6 4x4 123 kW	Man. PK7	03.92	> 07.96			Front	 z.23 L.598 ø37	 z.39 L.985 z.23
	Man. PK7	03.92	> 07.96		teeth 30	Front	 z.23 L.598 ø37	 z.39 L.985 z.23

## SAFRANE II (B54\_)





MODEL	GEARBOX	FROM	TO	CHASSIS	ABS	F/R	LEFT DRIVESHAFT	RIGHT DRIVESHAFT
2.0 16V 100 kW	Man.	07.96	> 12.00		teeth 30	Front	 z.23 L.679 z.26	 z.26 L.931 z.23
2.2 TD 12V 83 kW	Man. PK1	07.96	> 12.97			Front	 z.23 L.595 ø37	 z.39 L.985 z.23
	Man. PK1	07.96	> 12.97		teeth 30	Front	 z.23 L.595 ø37	 z.39 L.985 z.23
	Man. PK1	01.98	> 12.00			Front	 z.23 L.595 ø38	 z.39 L.985 z.23
	Man. PK1	01.98	> 12.00		teeth 30	Front	 z.23 L.595 ø38	 z.39 L.985 z.23
2.5 20V 121 kW	Man. VM1	07.96	> 12.00		teeth 30	Front	 z.23 L.595 z.26	 z.26 L.1020 z.23
	Aut. SU0	07.96	> 12.00		teeth 30	Front	 z.23 L.595 z.26	 z.26 L.1020 z.23

# RENAULT

## SCÉNIC I (JA\_)

MODEL	GEARBOX	FROM	TO	CHASSIS	ABS	F/R	LEFT DRIVESHAFT	RIGHT DRIVESHAFT
1.4 16V 70 kW	Man. JB1/3,JC5	03.99	>			Front	 RE3334 z.21 L.653 ø30	 RE3335 L.745 z.21
	Man. JB1/3,JC5	03.99	>		teeth 44	Front	 RE3336 z.21 L.653 ø30	 RE3337 z.23 L.745 z.21
1.6 16V 79 kW	Man. JB1/3,JC5	10.99	>		teeth 44	Front	 RE3330 z.23 L.655 ø30	 RE3331 z.23 L.746 z.23
1.8 16V 85 kW	Man.	05.99	> 01.01		teeth 44	Front	 RE3330 z.23 L.655 ø30	 RE3331 z.23 L.746 z.23
	Man.	02.01	>		teeth 44	Front	 RE3330 z.23 L.655 ø30	 RE3332 z.23 L.750 z.23
1.9 dCi 75 kW	Man.	11.00	> 01.01		teeth 44	Front	 RE3330 z.23 L.655 ø30	 RE3331 z.23 L.746 z.23
	Man.	02.01	>		teeth 44	Front	 RE3330 z.23 L.655 ø30	 RE3332 z.23 L.750 z.23
1.9 dCi RX4 75 kW	Man.	11.00	>		teeth 44	Front	 RE3344 z.23 L.680	 RE3345 z.23 L.780 z.23
	Man.	11.00	>		teeth 44	Rear	 RE3346 z.23 L.774 z.24	 RE3346 z.24 L.774 z.23
1.9 dTi 59 kW	Man.	02.01	> 08.01		teeth 44	Front	 RE3330 z.23 L.655 ø30	 RE3331 z.23 L.746 z.23
	Man.	09.01	>		teeth 44	Front	 RE3330 z.23 L.655 ø30	 RE3332 z.23 L.750 z.23
1.9 dTi 72 kW	Man. JC5	09.99	>		teeth 44	Front	 RE3296 z.23 L.702 ø30	 RE3295 z.23 L.745 z.23
2.0 16V 102 kW	Man.	07.00	> 01.01		teeth 44	Front	 RE3330 z.23 L.655 ø30	 RE3331 z.23 L.746 z.23
	Man.	02.01	>		teeth 44	Front	 RE3330 z.23 L.655 ø30	 RE3332 z.23 L.750 z.23
2.0 16V RX4 102 kW	Man.	06.00	>		teeth 44	Front	 RE3344 z.23 L.680	 RE3345 z.23 L.780 z.23
	Man.	06.00	>		teeth 44	Rear	 RE3346 z.23 L.774 z.24	 RE3346 z.24 L.774 z.23

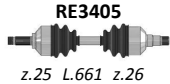




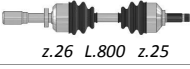

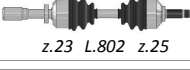


## SCENIC II (JM\_)

MODEL	GEARBOX	FROM	TO	CHASSIS	ABS	F/R	LEFT DRIVESHAFT	RIGHT DRIVESHAFT
1.4 16v 72 kW	Man.	06.03	>			Front	 RE3405 z.25 L.661 z.26	 RE3406 z.26 L.916 z.25
1.5 dCi 60/63/76 kW	Man.	09.05	>			Front	 RE3405 z.25 L.661 z.26	 RE3406 z.26 L.916 z.25





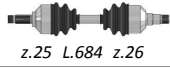







# RENAULT



## SCENIC II (JM\_)

MODEL	GEARBOX	FROM	TO	CHASSIS	ABS	F/R	LEFT DRIVESHAFT	RIGHT DRIVESHAFT
1.6 16v 83 kW	Man.	06.03	>			Front	 RE3405 z.25 L.661 z.26	 RE3406 z.26 L.916 z.25
1.9 dCi 81/88/96 kW	Man.	06.03	>			Front	 RE3363 z.25 L.640 z.39	 RE3364 z.39 L.931 z.25
1.9 dCi 88/96 kW	Aut.	06.03	>			Front	 RE3446 z.25 L.667 z.26	 RE3447 z.26 L.800 z.25
2.0 99/120 kW	Aut.	06.03	>			Front	 RE3448 z.25 L.667 z.26	 RE3449 z.23 L.802 z.25
2.0 dCi 110 kW	Man.	09.05	>			Front	 RE3403 z.27 L.626 z.39	 RE3404 z.39 L.972 z.27

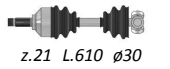









## SCENIC III (\_Z0/1\_)

MODEL	GEARBOX	FROM	TO	CHASSIS	ABS	F/R	LEFT DRIVESHAFT	RIGHT DRIVESHAFT
1.5 dCi 63/70/78 kW	Man. TL4 note: 6 Speed	11.08	>	09.09		Front	 RE3450 z.25 L.684 z.26	 RE3451 z.26 L.930 z.25
	Man. TL4 note: 6 Speed	10.09	>			Front	 RE3450 z.25 L.684 z.26	 RE3490 z.26 L.942 z.25
1.6 16V 81 kW	Man. TL4 note: 6 Speed	11.08	>			Front	 RE3450 z.25 L.684 z.26	 RE3451 z.26 L.930 z.25
1.6 dCi 96 kW	Man. ND4 note: 6 Speed	04.11	>			Front	 RE3495 z.27 L.654 z.39	 RE3496 z.39 L.955 z.27
1.9 dCi 96 kW	Man. ND4 note: 6 Speed	02.09	>			Front	 RE3495 z.27 L.654 z.39	 RE3496 z.39 L.955 z.27

## SPORT SPIDER (EFO\_)

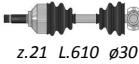

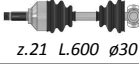

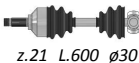









MODEL	GEARBOX	FROM	TO	CHASSIS	ABS	F/R	LEFT DRIVESHAFT	RIGHT DRIVESHAFT
2.0 16V 110 kW	Man. SADEV note: 6 Sp. SADEV Sequential Gearbox	03.95	>			Front	 RE3268 z.23 L.612 ø30	 RE3269 z.23 L.797 z.23

## SUPER 5 (B/C40\_)



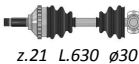









MODEL	GEARBOX	FROM	TO	CHASSIS	ABS	F/R	LEFT DRIVESHAFT	RIGHT DRIVESHAFT
1.0 30 kW	Man. JB4/5	08.84	>			Front	 RE3043 z.21 L.610 ø30	 RE3044 z.23 L.680 z.21
	Man. JB1	08.84	>			Front	 RE3045 z.21 L.600 ø30	 RE3046 z.23 L.692 z.21
1.1 33/34 kW	Man. JB4/5	08.84	>			Front	 RE3043 z.21 L.610 ø30	 RE3044 z.23 L.680 z.21
	Man. JB1	08.84	>			Front	 RE3045 z.21 L.600 ø30	 RE3046 z.23 L.692 z.21
1.2 40 kW	Man. JB4/5	08.84	>			Front	 RE3043 z.21 L.610 ø30	 RE3044 z.23 L.680 z.21

# RENAULT





## SUPER 5 (B/C40\_)

MODEL	GEARBOX	FROM	TO	CHASSIS	ABS	F/R	LEFT DRIVESHAFT	RIGHT DRIVESHAFT
1.4 43 kW	Man. JB4/5	08.84	>			Front	 z.21 L.610 ø30	 z.23 L.680 z.21
	Man. JB1	08.84	>			Front	 z.21 L.600 ø30	 z.23 L.692 z.21
1.4 52/53 kW	Aut. MB1	08.84	>			Front	 z.21 L.600 ø30	 z.23 L.692 z.21
1.4 GT Turbo 85/88 kW	Man. JB3	08.84	>			Front	 z.21 L.597 ø30	 z.23 L.688 z.21
1.6 D 40 kW	Man. JB1	11.85	>			Front	 z.21 L.600 ø30	 z.23 L.692 z.21
1.7 68/69 kW	Man. JB3	08.84	>			Front	 z.21 L.597 ø30	 z.23 L.688 z.21
	Aut. JB3	08.84	>			Front	 z.21 L.597 ø30	 z.23 L.688 z.21

## SYMBOL I (B,CB0\_)





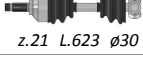





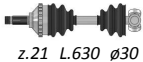

MODEL	GEARBOX	FROM	TO	CHASSIS	ABS	F/R	LEFT DRIVESHAFT	RIGHT DRIVESHAFT
1.2 16V 55 kW	Man. JB1/3	06.01	> 10.02		teeth 26	Front	 z.21 L.629 ø30	 z.23 L.723 z.21
	Man. JB1/3	11.02	>		teeth 44	Front	 z.21 L.630 ø30	 z.23 L.725 z.21
1.4 8V 55 kW	Man. JB1/3	09.98	> 05.01			Front	 z.21 L.623 ø30	 z.23 L.725 z.21
	Man. JB1/3	09.98	> 05.01		teeth 26	Front	 z.21 L.626 ø30	 z.23 L.724 z.21
1.5 dCi 48/59 kW	Man. JB1/3	06.01	> 10.02		teeth 26	Front	 z.21 L.629 ø30	 z.23 L.723 z.21
	Man. JB1/3	11.02	>		teeth 44	Front	 z.21 L.630 ø30	 z.23 L.725 z.21

## SYMBOL II (B,CR\_)


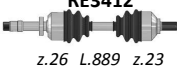




MODEL	GEARBOX	FROM	TO	CHASSIS	ABS	F/R	LEFT DRIVESHAFT	RIGHT DRIVESHAFT
1.4 16v 72 kW	Man.	06.05	>			Front	 z.23 L.658 z.26	 z.26 L.896 z.23
1.5 dCi 50/63/76 kW	Man.	06.05	>			Front	 z.23 L.658 z.26	 z.26 L.896 z.23

# RENAULT

















## THALIA I (B,CB0\_)

MODEL	GEARBOX	FROM	TO	CHASSIS	ABS	F/R	LEFT DRIVESHAFT	RIGHT DRIVESHAFT
1.2 16V 55 kW	Man. JB1/3	06.01	> 10.01		teeth 26	Front	 RE3457 z.21 L.629 ø30	 RE3458 z.23 L.723 z.21
	Man. JB1/3	11.02	>		teeth 44	Front	 RE3365 z.21 L.630 ø30	 RE3366 z.23 L.725 z.21
1.4 8V 55 kW	Man. JB1/3	09.98	> 05.01			Front	 RE3211 z.21 L.623 ø30	 RE3163 z.23 L.725 z.21
	Man. JB1/3	09.98	> 05.01		teeth 26	Front	 RE3213 z.21 L.626 ø30	 RE3235 z.23 L.724 z.21
1.5 dCi 48/59 kW	Man. JB1/3	06.01	> 10.02		teeth 26	Front	 RE3457 z.21 L.629 ø30	 RE3458 z.23 L.723 z.21
	Man. JB1/3	11.02	>		teeth 44	Front	 RE3365 z.21 L.630 ø30	 RE3366 z.23 L.725 z.21

## THALIA II (B,CR\_)











MODEL	GEARBOX	FROM	TO	CHASSIS	ABS	F/R	LEFT DRIVESHAFT	RIGHT DRIVESHAFT
1.2 16v 55/57 kW	Man.	06.05	>			Front	 RE3411 z.23 L.649 z.26	 RE3412 z.26 L.889 z.23
1.4 16v 72 kW	Man.	06.05	>			Front	 RE3374 z.23 L.658 z.26	 RE3375 z.26 L.896 z.23
1.5 dCi 50/63/76 kW	Man.	06.05	>			Front	 RE3374 z.23 L.658 z.26	 RE3375 z.26 L.896 z.23

## TWINGO I (C06\_)

MODEL	GEARBOX	FROM	TO	CHASSIS	ABS	F/R	LEFT DRIVESHAFT	RIGHT DRIVESHAFT
1.2 16V 44 kW	Man. JB0/1	08.04	>		teeth 44	Front	 RE3365 z.21 L.630 ø30	 RE3371 z.23 L.745 z.21
1.2 16V 55 kW	Man. JB0/1	10.00	> 10.02		teeth 38	Front	 RE3455 z.21 L.629,5 ø30	 RE3456 z.23 L.744 z.21
	Man. JB0/1	11.02	>		teeth 44	Front	 RE3365 z.21 L.630 ø30	 RE3371 z.23 L.745 z.21
1.2 8V 40/43 kW	Man. JB0/1	03.93	> 05.98			Front	 RE3106 z.21 L.623 ø30	 RE3107 z.23 L.743 z.21
	Man. JB0/1	06.98	> 10.02			Front	 RE3307 z.21 L.623 ø30	 RE3308 L.738
	Man. JB0/1	06.98	> 10.02		teeth 38	Front	 RE3420 z.21 L.624 ø30	 RE3421 z.23 L.738 z.21
	Aut. MB1	03.93	>			Front	 RE3236 z.21 L.623 ø30	 RE3237 z.23 z.21
	Aut. MB1	03.93	>		teeth 38	Front	 RE3301 z.21 L.624 ø30	 RE3302 z.23 z.21

# RENAULT

## TWINGO II

















MODEL	GEARBOX	FROM	TO	CHASSIS	ABS	F/R	LEFT DRIVESHAFT	RIGHT DRIVESHAFT
1.2 43 kW	Man.	03.07	>			Front	<b>RE3432</b>  z.23 L.630	<b>RE3433</b>  z.23 L.727 z.23
1.2 T 74 kW	Man.	03.07	>			Front	<b>RE3452</b>  z.23 L.612 z.26	<b>RE3453</b>  z.26 L.869 z.23
1.5 dCi 47 kW	Man.	03.07	>			Front	<b>RE3452</b>  z.23 L.612 z.26	<b>RE3453</b>  z.26 L.869 z.23
1.6 16v 56 kW	Man.	03.07	>			Front	<b>RE3432</b>  z.23 L.630	<b>RE3433</b>  z.23 L.727 z.23
1.6 RS 98 kW	Man.	05.08	>			Front	<b>RE3483</b>  L.643 z.26	<b>RE3484</b> 

# RENAULT LCV









## ESTAFETTE (R1\_)

MODEL	GEARBOX	FROM	TO	CHASSIS	ABS	F/R	LEFT DRIVESHAFT	RIGHT DRIVESHAFT
1100 (800/1000)	Man.		> 03.70			Front	<b>RE3276</b> z.16 L.696 z.25	<b>RE3276</b> z.25 L.696 z.16
	Man.	04.70	>			Front	<b>RE3278</b> z.16 L.696 z.25	<b>RE3278</b> z.25 L.696 z.16
1300 (1000)	Man.		> 03.70			Front	<b>RE3277</b> z.19 L.700 z.25	<b>RE3277</b> z.25 L.700 z.19
	Man.	04.70	>			Front	<b>RE3279</b> z.19 L.696 z.25	<b>RE3279</b> z.25 L.696 z.19

## EXPRESS (F4\_)

MODEL	GEARBOX	FROM	TO	CHASSIS	ABS	F/R	LEFT DRIVESHAFT	RIGHT DRIVESHAFT
1.0 30 kW	Man. JB4/5	08.84	>			Front	<b>RE3153</b>  z.21 L.610 ø30	<b>RE3154</b>  z.23 L.680 z.21
	Man. JB0/1/3	08.84	>			Front	<b>RE3045</b>  z.21 L.600 ø30	<b>RE3046</b>  z.23 L.692 z.21
1.1 33/34 kW	Man. JB4/5	08.84	>			Front	<b>RE3153</b>  z.21 L.610 ø30	<b>RE3154</b>  z.23 L.680 z.21
	Man. JB0/1/3	08.84	>			Front	<b>RE3045</b>  z.21 L.600 ø30	<b>RE3046</b>  z.23 L.692 z.21
1.4	Man. JB4/5	08.84	>			Front	<b>RE3153</b>  z.21 L.610 ø30	<b>RE3154</b>  z.23 L.680 z.21
	Man. JB0/1/3	08.84	>			Front	<b>RE3045</b>  z.21 L.600 ø30	<b>RE3046</b>  z.23 L.692 z.21
1.6 D 40 kW	Man. JB0/1/3	08.84	>			Front	<b>RE3045</b>  z.21 L.600 ø30	<b>RE3046</b>  z.23 L.692 z.21
1.9 D 47 kW	Man. JB0/1/3	01.88	>			Front	<b>RE3045</b>  z.21 L.600 ø30	<b>RE3046</b>  z.23 L.692 z.21

## KANGOO I / KANGOO EXPRESS I (F/KC0\_)

MODEL	GEARBOX	FROM	TO	CHASSIS	ABS	F/R	LEFT DRIVESHAFT	RIGHT DRIVESHAFT
1.2 16V 55 kW	Man. JB1/3	06.01	> 10.02		teeth 26	Front	<b>RE3457</b>  z.21 L.629 ø30	<b>RE3458</b>  z.23 L.723 z.21
	Man. JB1/3	11.02	>		teeth 44	Front	<b>RE3365</b>  z.21 L.630 ø30	<b>RE3366</b>  z.23 L.725 z.21
1.2 8V 43 kW	Man. JB1/3	08.97	> 05.01			Front	<b>RE3211</b>  z.21 L.623 ø30	<b>RE3212</b>  z.23 L.718 z.21
	Man. JB1/3	08.97	> 05.01		teeth 26	Front	<b>RE3213</b>  z.21 L.626 ø30	<b>RE3214</b>  z.23 L.718 z.21

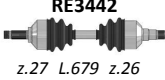
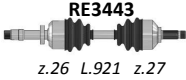
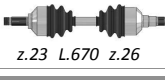
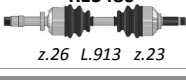

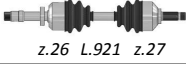




# RENAULT LCV

## KANGOO I / KANGOO EXPRESS I (F/KCO\_)

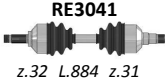

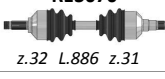

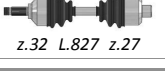



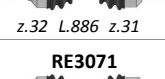
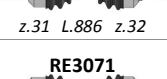
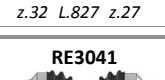
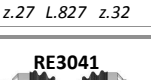






MODEL	GEARBOX	FROM	TO	CHASSIS	ABS	F/R	LEFT DRIVESHAFT	RIGHT DRIVESHAFT
1.4 55 kW	Aut. DP0	09.98	>			Front	 z.21 L.617 z.26	 L.738
	Aut. DP0	09.98	>		teeth 26	Front	 z.21 L.617 z.26	 z.23 L.740 z.21
1.4 8V 55 kW	Man. JB1/3	08.97	>	05.01		Front	 z.21 L.623 ø30	 z.23 L.725 z.21
	Man. JB1/3	08.97	>	05.01	teeth 26	Front	 z.21 L.626 ø30	 z.23 L.724 z.21
1.5 dCi 48 kW	Man. JB1/3	12.01	>	10.02		Front	 z.21 L.629 ø30	 z.23 L.723 z.21
	Man. JB1/3	11.02	>		teeth 44	Front	 z.21 L.630 ø30	 z.23 L.725 z.21
1.5 dCi 50/62 kW	Man. JB1/3	06.05	>		teeth 44	Front	 z.23 L.606 z.26	 z.26 L.866 z.23
1.5 dCi 60 kW	Man. JB1/3	07.02	>	10.02		Front	 z.23 L.630 ø30	 z.23 L.721 z.23
	Man. JB1/3	11.02	>		teeth 44	Front	 z.23 L.630 ø30	 z.23 L.721 z.23
1.6 16V 70 kW	Man. JB1/3	06.01	>	10.02		Front	 z.21 L.629 ø30	 z.23 L.723 z.21
	Man. JB1/3	11.02	>		teeth 44	Front	 z.21 L.630 ø30	 z.23 L.725 z.21
1.6 16V 4x4 70 kW	Man. JB1/3	10.01	>		teeth 44	Front	 z.23 L.639 ø30	 z.23 L.740 z.23
1.9 D 40/47 kW	Man.	08.97	>			Front	 z.21 L.623 ø30	 z.23 L.725 z.21
	Man.	08.97	>		teeth 26	Front	 z.21 L.626 ø30	 z.23 L.724 z.21
1.9 dCi 4x4 59 kW	Man. JB1/3	10.01	>		teeth 44	Front	 z.23 L.639 ø30	 z.23 L.740 z.23
1.9 dTi 59 kW	Man. JB1/3	02.00	>	10.02		Front	 z.21 L.629 ø30	 z.23 L.723 z.21
	Man. JB1/3	11.02	>		teeth 44	Front	 z.21 L.630 ø30	 z.23 L.725 z.21

# RENAULT LCV

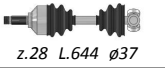
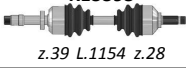


## KANGOO II

MODEL	GEARBOX	FROM	TO	CHASSIS	ABS	F/R	LEFT DRIVESHAFT	RIGHT DRIVESHAFT
1.5 dCi 50/63/76 kW	Man. JR5/JA5	02.08	>			Front	 RE3442 z.27 L.679 z.26	 RE3443 z.26 L.921 z.27
	Man. JR5/JA5	02.08	>			Front	 RE3485 z.23 L.670 z.26	 RE3486 z.26 L.913 z.23
1.6 64 kW	Man. JR5	02.08	>			Front	 RE3442 z.27 L.679 z.26	 RE3443 z.26 L.921 z.27
	Man. JH3	02.08	>			Front	 RE3485 z.23 L.670 z.26	 RE3486 z.26 L.913 z.23
1.6 16v 78 kW	Man. JR5	02.08	>			Front	 RE3442 z.27 L.679 z.26	 RE3443 z.26 L.921 z.27

## MASTER





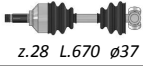
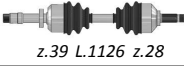

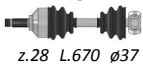

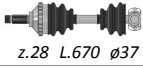















MODEL	GEARBOX	FROM	TO	CHASSIS	ABS	F/R	LEFT DRIVESHAFT	RIGHT DRIVESHAFT
2.0	Man.		> 07.82			Front	 RE3041 z.32 L.884 z.31	 RE3041 z.31 L.884 z.32
		note: 4 Speed - Gearbox ZF						
	Man.	08.82	>			Front	 RE3070 z.32 L.886 z.31	 RE3070 z.31 L.886 z.32
	note: 4 Speed - Gearbox ZF							
Man.	01.83	>			Front	 RE3071 z.32 L.827 z.27	 RE3071 z.27 L.827 z.32	
	note: 5 Speed							
2.1 D 44 kW	Man.		> 07.82			Front	 RE3041 z.32 L.884 z.31	 RE3041 z.31 L.884 z.32
		note: 4 Speed - Gearbox ZF						
	Man.	08.82	>			Front	 RE3070 z.32 L.886 z.31	 RE3070 z.31 L.886 z.32
	note: 4 Speed - Gearbox ZF							
Man.	01.83	>			Front	 RE3071 z.32 L.827 z.27	 RE3071 z.27 L.827 z.32	
	note: 5 Speed							
2.4 D	Man.		> 07.82			Front	 RE3041 z.32 L.884 z.31	 RE3041 z.31 L.884 z.32
		note: 4 Speed - Gearbox ZF						
	Man.	08.82	>			Front	 RE3070 z.32 L.886 z.31	 RE3070 z.31 L.886 z.32
	note: 4 Speed - Gearbox ZF							
Man.	01.83	>			Front	 RE3071 z.32 L.827 z.27	 RE3071 z.27 L.827 z.32	
	note: 5 Speed							

## MASTER II



MODEL	GEARBOX	FROM	TO	CHASSIS	ABS	F/R	LEFT DRIVESHAFT	RIGHT DRIVESHAFT
1.9 dCi 60 kW	Man. PF1	10.01	>			Front	 RE3392 z.28 L.644 ø37	 RE3393 z.39 L.1154 z.28
	Man. PF1	10.01	>		teeth 51	Front	 RE3394 z.28 L.644 ø37	 RE3395 z.39 L.1154 z.28

# RENAULT LCV

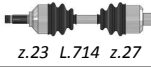



## MASTER II

MODEL	GEARBOX	FROM	TO	CHASSIS	ABS	F/R	LEFT DRIVESHAFT	RIGHT DRIVESHAFT
1.9 dTi 59 kW	Man. PF1	09.00	>			Front	 RE3392 z.28 L.644 ø37	 RE3393 z.39 L.1154 z.28
	Man. PF1	09.00	>		teeth 51	Front	 RE3394 z.28 L.644 ø37	 RE3395 z.39 L.1154 z.28
2.2 dCi 66 kW	Man. PF1	09.00	>			Front	 RE3225 z.28 L.670 ø37	 RE3355 z.39 L.1126 z.28
	Man. PF1	09.00	>		teeth 51	Front	 RE3227 z.28 L.670 ø37	 RE3356 z.39 L.1126 z.28
2.5 D 59 kW	Man. PF1	11.97	> 03.00			Front	 RE3221 z.28 L.670 ø37	 RE3222 z.39 L.1120 z.28
	Man. PF1	11.97	> 03.00		teeth 51	Front	 RE3223 z.28 L.670 ø37	 RE3224 z.39 L.1120 z.28
2.5 dCi 73/84 kW	Man. PK5	11.02	>		teeth 51	Front	 RE3351 z.28 L.664 ø37	 RE3352 z.39 L.1142 z.28
2.5 dCi 88/107 kW	Man. PF6	08.06	>		teeth 51	Front	 RE3388 z.28 L.701 z.39	 RE3389 z.39 L.1116 z.28
2.8 dTi 84 kW	Man. PF1	11.97	> 03.00			Front	 RE3221 z.28 L.670 ø37	 RE3222 z.39 L.1120 z.28
	Man. PF1	11.97	> 03.00		teeth 51	Front	 RE3223 z.28 L.670 ø37	 RE3224 z.39 L.1120 z.28
	Man. PF1	03.00	>			Front	 RE3225 z.28 L.670 ø37	 RE3226 z.39 L.1127 z.28
	Man. PF1	03.00	>		teeth 51	Front	 RE3227 z.28 L.670 ø37	 RE3228 z.39 L.1127 z.28
3.0 dCi 100 kW	Man. PF6	10.03	>		teeth 51	Front	 RE3359 z.28 L.685 z.39	 RE3360 z.39 L.1126 z.28

## MASTER III

MODEL	GEARBOX	FROM	TO	CHASSIS	ABS	F/R	LEFT DRIVESHAFT	RIGHT DRIVESHAFT
2.3 dCi 74/92/107 kW	Man.	04.11	>			Front	 RE3461 z.31 L.744 z.39	 RE3462 z.39 L.1074 z.31

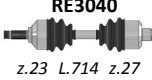
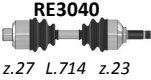
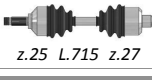
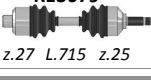

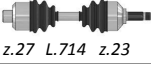




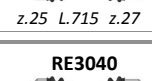
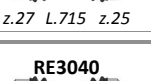











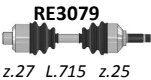






## TRAFIC I

MODEL	GEARBOX	FROM	TO	CHASSIS	ABS	F/R	LEFT DRIVESHAFT	RIGHT DRIVESHAFT
1.4 35 kW	Man.	03.80	> 08.89			Front	 RE3040 z.23 L.714 z.27	 RE3040 z.27 L.714 z.23
	Man.	09.89	> 02.01			Front	 RE3079 z.25 L.715 z.27	 RE3079 z.27 L.715 z.25

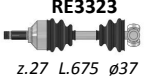
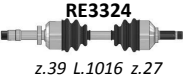

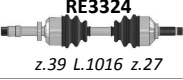




# RENAULT LCV

## TRAFIC I





MODEL	GEARBOX	FROM	TO	CHASSIS	ABS	F/R	LEFT DRIVESHAFT	RIGHT DRIVESHAFT	
1.6 48 kW	Man.	03.80	> 02.89			Front	 RE3040 z.23 L.714 z.27	 RE3040 z.27 L.714 z.23	
	Man.	03.89	> 02.01			Front	 RE3079 z.25 L.715 z.27	 RE3079 z.27 L.715 z.25	
1.7 50 kW	Man.	03.80	> 02.89			Front	 RE3040 z.23 L.714 z.27	 RE3040 z.27 L.714 z.23	
	Man.	03.89	> 02.01			Front	 RE3079 z.25 L.715 z.27	 RE3079 z.27 L.715 z.25	
2.0 59/63 kW	Man.	03.80	> 02.89			Front	 RE3040 z.23 L.714 z.27	 RE3040 z.27 L.714 z.23	
	Man.	03.89	> 02.01			Front	 RE3079 z.25 L.715 z.27	 RE3079 z.27 L.715 z.25	
2.0 4x4 59/63 kW	Man.	06.86	> 02.89			Front	 RE3040 z.23 L.714 z.27	 RE3040 z.27 L.714 z.23	
	Man.	03.89	> 02.01			Front	 RE3079 z.25 L.715 z.27	 RE3079 z.27 L.715 z.25	
2.1 D 43 kW	Man.	03.80	> 02.89			Front	 RE3040 z.23 L.714 z.27	 RE3040 z.27 L.714 z.23	
	Man.	03.89	> 02.01			Front	 RE3079 z.25 L.715 z.27	 RE3079 z.27 L.715 z.25	
2.1 D 4x4 43 kW	Man.	11.86	> 02.89			Front	 RE3040 z.23 L.714 z.27	 RE3040 z.27 L.714 z.23	
	Man.	03.89	> 02.01			Front	 RE3079 z.25 L.715 z.27	 RE3079 z.27 L.715 z.25	
2.5 D 55 kW	Man.	08.89	> 02.01			Front	 RE3079 z.25 L.715 z.27	 RE3079 z.27 L.715 z.25	
2.5 D 4x4 55 kW	Man.	08.89	> 02.01			Front	 RE3079 z.25 L.715 z.27	 RE3079 z.27 L.715 z.25	
Brasile	Man.	>				Front	 RE3313	 RE3313	
	note: Brasile Market								

## TRAFIC II

MODEL	GEARBOX	FROM	TO	CHASSIS	ABS	F/R	LEFT DRIVESHAFT	RIGHT DRIVESHAFT
1.9 dCi 60/74 kW	Man.	03.01	>			Front	 RE3323 z.27 L.675 ø37	 RE3324 z.39 L.1016 z.27
2.0 88 kW	Man.	03.01	>			Front	 RE3323 z.27 L.675 ø37	 RE3324 z.39 L.1016 z.27
2.0 dCi 66/84 kW	Man.	08.04	>			Front	 RE3418 z.27 L.697 z.39	 RE3419 z.39 L.1012 z.27

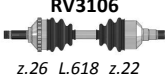
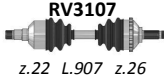
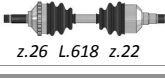
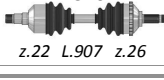
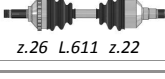
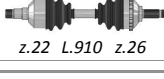
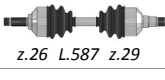



# RENAULT LCV

## TRAFIC II



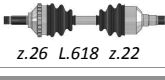
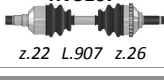

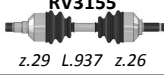


MODEL	GEARBOX	FROM	TO	CHASSIS	ABS	F/R	LEFT DRIVESHAFT	RIGHT DRIVESHAFT
2.5 dCi 107 kW	Man.	08.06	>			Front	 <b>RE3444</b> z.27 L.668 z.39	 <b>RE3445</b>
2.5 dCi 99 kW	Man.	05.03	>			Front	 <b>RE3357</b> z.27 L.636 ø37	 <b>RE3358</b> z.39 L.1058 z.27

# ROVER

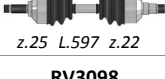

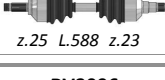
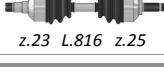

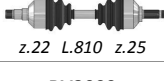
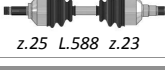
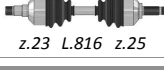
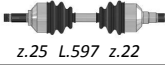
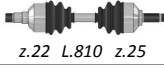


## 25 (RF)

MODEL	GEARBOX	FROM	TO	CHASSIS	ABS	F/R	LEFT DRIVESHAFT	RIGHT DRIVESHAFT
1.4 Si 76 kW	Man.	10.99	>		teeth 43	Front	 z.26 L.618 z.22	 z.22 L.907 z.26
1.6 Si 80 kW	Man.	10.99	>		teeth 43	Front	 z.26 L.618 z.22	 z.22 L.907 z.26
1.8 Si 85/107 kW	Man.	10.99	>		teeth 43	Front	 z.26 L.611 z.22	 z.22 L.910 z.26
2.0 iTD 74 kW	Man.	10.99	>			Front	 z.26 L.587 z.29	 z.29 L.937 z.26
	Man.	10.99	>		teeth 43	Front	 z.26 L.587 z.29	 z.29 L.937 z.26



## 45 (RT)

MODEL	GEARBOX	FROM	TO	CHASSIS	ABS	F/R	LEFT DRIVESHAFT	RIGHT DRIVESHAFT
1.4 Si 76 kW	Man.	02.00	>		teeth 43	Front	 z.26 L.618 z.22	 z.22 L.907 z.26
1.6 Si 80 kW	Man.	02.00	>		teeth 43	Front	 z.26 L.618 z.22	 z.22 L.907 z.26
2.0 iTD 74 kW	Man.	02.00	>			Front	 z.26 L.587 z.29	 z.29 L.937 z.26
	Man.	02.00	>		teeth 43	Front	 z.26 L.587 z.29	 z.29 L.937 z.26

## 100 (XP)




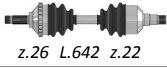


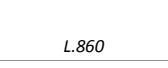















MODEL	GEARBOX	FROM	TO	CHASSIS	ABS	F/R	LEFT DRIVESHAFT	RIGHT DRIVESHAFT
1.1 44 kW	Man.	10.90	>			Front	 z.25 L.597 z.22	 z.22 L.810 z.25
	Aut.	10.90	>			Front	 z.25 L.588 z.23	 z.23 L.816 z.25
1.4 55 kW	Man.	10.90	>			Front	 z.25 L.597 z.22	 z.22 L.810 z.25
	Aut.	10.90	>			Front	 z.25 L.588 z.23	 z.23 L.816 z.25
1.5 D 42 kW	Man.	10.90	>			Front	 z.25 L.597 z.22	 z.22 L.810 z.25
	Aut.	10.90	>			Front	 z.25 L.588 z.23	 z.23 L.816 z.25

## 200 I (XW)

MODEL	GEARBOX	FROM	TO	CHASSIS	ABS	F/R	LEFT DRIVESHAFT	RIGHT DRIVESHAFT
1.3	Man.	07.84	> 10.89			Front	 z.23 L.876 z.25	 z.25 L.576 z.23

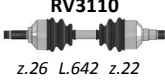


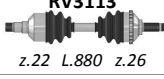
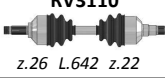
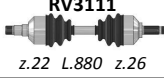




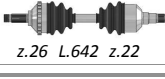
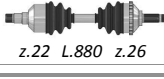
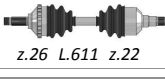
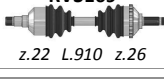
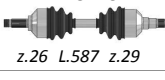



# ROVER

## 200 I (XW)

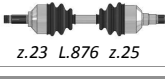

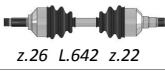
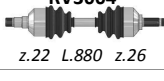



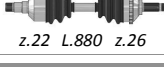



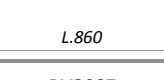
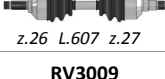
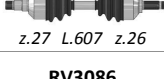


MODEL	GEARBOX	FROM	TO	CHASSIS	ABS	F/R	LEFT DRIVESHAFT	RIGHT DRIVESHAFT
1.4 66/76 kW	Man.	03.90	>			Front	 RV3003 z.26 L.642 z.22	 RV3004 z.22 L.880 z.26
	Man.	03.90	>		teeth 27	Front	 RV3126 z.26 L.642 z.22	 RV3127 z.22 L.880 z.26
	Man.	03.90	>		teeth 50	Front	 RV3005 z.26 L.642 z.22	 RV3006 z.22 L.880 z.26
1.6 61/75 kW	Man.	07.84	> 10.89			Front	 RV3007 z.23 L.566 z.29	 RV3008 z.29 L.890 z.23
	Aut.	07.84	> 10.89			Front	 RV3124 L.598	 RV3125 L.860
1.6 16V 82/85 kW	Man.	03.90	>			Front	 RV3010 z.26 L.607 z.27	 RV3087 z.27 L.607 z.26
1.6 16V 85/85 kW	Man.	03.90	>		teeth 50	Front	 RV3009 z.26 L.607 z.27	 RV3086 z.27 L.607 z.26
1.8 TD 65 kW	Man.	09.91	> 04.95			Front	 RV3015 z.26 L.592 z.29	 RV3016 z.29 L.926 z.26
	Man.	09.91	> 04.95		teeth 27	Front	 RV3017 z.26 L.592 z.29	 RV3018 z.29 L.926 z.26
1.9 D 49 kW	Man.	09.91	> 04.95			Front	 RV3015 z.26 L.592 z.29	 RV3016 z.29 L.926 z.26
	Man.	09.91	> 04.95		teeth 27	Front	 RV3017 z.26 L.592 z.29	 RV3018 z.29 L.926 z.26
2.0 100 kW	Man.	01.91	>			Front	 RV3011 z.26 L.587 z.29	 RV3012 z.29 L.936 z.26
	Man.	01.91	>		teeth 27	Front	 RV3013 z.26 L.587 z.29	 RV3014 z.29 L.936 z.26
2.0 GTI 103 kW	Man.	01.91	>			Front	 RV3011 z.26 L.587 z.29	 RV3012 z.29 L.936 z.26
	Man.	01.91	>		teeth 27	Front	 RV3013 z.26 L.587 z.29	 RV3014 z.29 L.936 z.26
2.0 Turbo 147 kW	Man.	01.91	>			Front	 RV3011 z.26 L.587 z.29	 RV3012 z.29 L.936 z.26
	Man.	01.91	>		teeth 27	Front	 RV3013 z.26 L.587 z.29	 RV3014 z.29 L.936 z.26

# ROVER

## 200 II (RF)

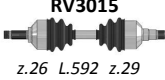
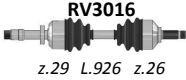
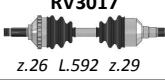
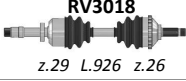

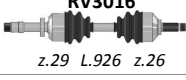

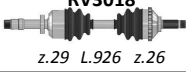
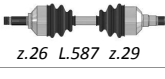

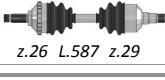
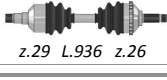
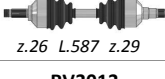



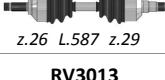
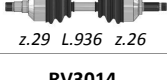


MODEL	GEARBOX	FROM	TO	CHASSIS	ABS	F/R	LEFT DRIVESHAFT	RIGHT DRIVESHAFT
1.1 44 kW	Man.	01.98	> 03.00			Front	 z.26 L.642 z.22	 z.22 L.880 z.26
	Man.	01.98	> 03.00		teeth 43	Front	 z.26 L.642 z.22	 z.22 L.880 z.26
1.4 55/76 kW	Man.	11.95	> 03.00			Front	 z.26 L.642 z.22	 z.22 L.880 z.26
	Man.	11.95	> 03.00		teeth 43	Front	 z.26 L.642 z.22	 z.22 L.880 z.26
1.6 82 kW	Man.	11.95	> 03.00			Front	 z.26 L.642 z.22	 z.22 L.880 z.26
	Man.	11.95	> 03.00		teeth 43	Front	 z.26 L.642 z.22	 z.22 L.880 z.26
1.8 107 kW	Man.	11.95	> 03.00		teeth 43	Front	 z.26 L.611 z.22	 z.22 L.910 z.26
2.0 Sdi 63 kW	Man.	11.95	> 03.00			Front	 z.26 L.587 z.29	 z.29 L.936 z.26
	Man.	11.95	> 03.00		teeth 43	Front	 z.26 L.587 z.29	 z.29 L.936 z.26

## 400 I (XW)

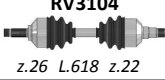
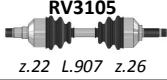
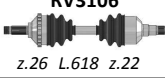
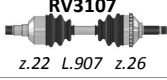
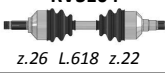
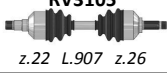
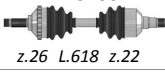

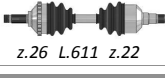



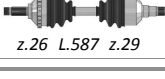



MODEL	GEARBOX	FROM	TO	CHASSIS	ABS	F/R	LEFT DRIVESHAFT	RIGHT DRIVESHAFT
1.3	Man.	07.84	> 10.89			Front	 z.23 L.876 z.25	 z.25 L.576 z.23
1.4 66/76 kW	Man.	03.90	>			Front	 z.26 L.642 z.22	 z.22 L.880 z.26
	Man.	03.90	>		teeth 27	Front	 z.26 L.642 z.22	 z.22 L.880 z.26
	Man.	03.90	>		teeth 50	Front	 z.26 L.642 z.22	 z.22 L.880 z.26
1.6 61/75 kW	Man.	07.84	> 10.89			Front	 z.23 L.566 z.29	 z.29 L.890 z.23
	Aut.	07.84	> 10.89			Front	 L.598	 L.860
1.6 16V 82/85 kW	Man.	03.90	>			Front	 z.26 L.607 z.27	 z.27 L.607 z.26
	Man.	03.90	>		teeth 50	Front	 z.26 L.607 z.27	 z.27 L.607 z.26

# ROVER

## 400 I (XW)

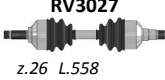


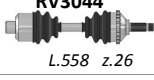
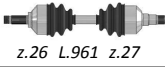

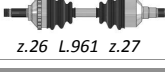


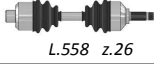
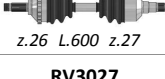



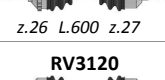



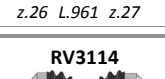



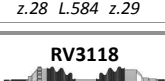



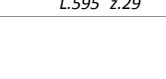

MODEL	GEARBOX	FROM	TO	CHASSIS	ABS	F/R	LEFT DRIVESHAFT	RIGHT DRIVESHAFT
1.8 TD 65 kW	Man.	09.91	> 04.95			Front	 z.26 L.592 z.29	 z.29 L.926 z.26
	Man.	09.91	> 04.95		teeth 27	Front	 z.26 L.592 z.29	 z.29 L.926 z.26
1.9 D 49 kW	Man.	09.91	> 04.95			Front	 z.26 L.592 z.29	 z.29 L.926 z.26
	Man.	09.91	> 04.95		teeth 27	Front	 z.26 L.592 z.29	 z.29 L.926 z.26
2.0 100 kW	Man.	01.91	>			Front	 z.26 L.587 z.29	 z.29 L.936 z.26
	Man.	01.91	>		teeth 27	Front	 z.26 L.587 z.29	 z.29 L.936 z.26
2.0 GTI 103 kW	Man.	01.91	>			Front	 z.26 L.587 z.29	 z.29 L.936 z.26
	Man.	01.91	>		teeth 27	Front	 z.26 L.587 z.29	 z.29 L.936 z.26
2.0 Turbo 147 kW	Man.	01.91	>			Front	 z.26 L.587 z.29	 z.29 L.936 z.26
	Man.	01.91	>		teeth 27	Front	 z.26 L.587 z.29	 z.29 L.936 z.26

## 400 II (RT)

MODEL	GEARBOX	FROM	TO	CHASSIS	ABS	F/R	LEFT DRIVESHAFT	RIGHT DRIVESHAFT
1.4 Si 76 kW	Man.	05.95	> 03.00			Front	 z.26 L.618 z.22	 z.22 L.907 z.26
	Man.	05.95	> 03.00		teeth 43	Front	 z.26 L.618 z.22	 z.22 L.907 z.26
1.6 Si 82/83 kW	Man.	05.95	> 03.00			Front	 z.26 L.618 z.22	 z.22 L.907 z.26
	Man.	05.95	> 03.00		teeth 43	Front	 z.26 L.618 z.22	 z.22 L.907 z.26
1.8 Si 107 kW	Man.	05.95	> 03.00		teeth 43	Front	 z.26 L.611 z.22	 z.22 L.910 z.26
2.0 100 kW	Man.	12.95	> 03.00			Front	 z.26 L.587 z.29	 z.29 L.936 z.26
	Man.	12.95	> 03.00		teeth 43	Front	 z.26 L.587 z.29	 z.29 L.936 z.26
2.0 TD 63 kW	Man.	11.95	> 03.00		teeth 43	Front	 z.26 L.564 z.29	 z.29 L.962 z.26

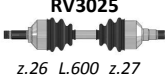
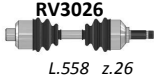

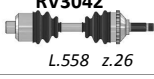
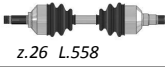
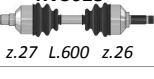
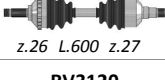
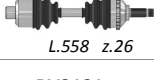
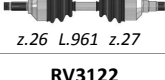
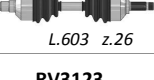


# ROVER

## 600 (RH)

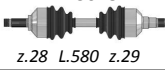
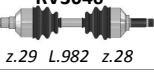

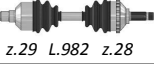
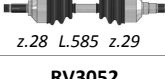



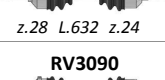

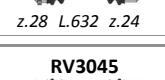
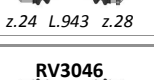

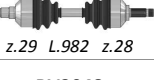

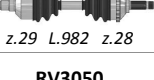






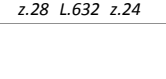
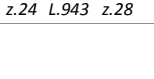
MODEL	GEARBOX	FROM	TO	CHASSIS	ABS	F/R	LEFT DRIVESHAFT	RIGHT DRIVESHAFT
1.8 85 kW	Man.	01.96	> 02.99	246797 >		Front	 RV3027 z.26 L.558	 RV3028 z.27 L.600 z.26
	Man.	01.96	> 02.99	246797 >	teeth 50	Front	 RV3043 z.26 L.600 z.27	 RV3044 L.558 z.26
	Aut.	06.94	> 02.99			Front	 RV3120 z.26 L.961 z.27	 RV3121 L.603 z.26
	Aut.	06.94	> 02.99		teeth 50	Front	 RV3122 z.26 L.961 z.27	 RV3123 L.603 z.26
2.0 85/96 kW	Man.	08.93	> 05.94	> 246796		Front	 RV3025 z.26 L.600 z.27	 RV3026 L.558 z.26
	Man.	08.93	> 05.94	> 246796	teeth 50	Front	 RV3041 z.26 L.600 z.27	 RV3042 L.558 z.26
	Man.	06.94	> 02.99	246797 >		Front	 RV3027 z.26 L.558	 RV3028 z.27 L.600 z.26
	Man.	06.94	> 02.99	246797 >	teeth 50	Front	 RV3043 z.26 L.600 z.27	 RV3044 L.558 z.26
	Aut.	06.94	> 02.99			Front	 RV3120 z.26 L.961 z.27	 RV3121 L.603 z.26
	Aut.	06.94	> 02.99		teeth 50	Front	 RV3122 z.26 L.961 z.27	 RV3123 L.603 z.26
2.0 Sdi 77 kW	Man.	06.94	> 02.99			Front	 RV3114 L.587	 RV3115 L.987
	Man.	06.94	> 02.99		teeth 50	Front	 RV3116 z.28 L.584 z.29	 RV3117 z.29 L.985 z.28
2.0 T 147 kW	Man.	07.94	> 02.99		teeth 45	Front	 RV3118 L.595 z.29	 RV3119 z.29 L.985
	Man.	07.94	> 02.99		teeth 50	Front	 RV3147 L.595 z.29	 RV3148 z.29 L.985

# ROVER

## 600 (RH)

MODEL	GEARBOX	FROM	TO	CHASSIS	ABS	F/R	LEFT DRIVESHAFT	RIGHT DRIVESHAFT
2.3 116 kW	Man.	08.93	> 05.94	> 246796		Front	 z.26 L.600 z.27	 L.558 z.26
	Man.	08.93	> 05.94	> 246796	teeth 50	Front	 z.26 L.600 z.27	 L.558 z.26
	Man.	06.94	> 02.99	246797 >		Front	 z.26 L.558	 z.27 L.600 z.26
	Man.	06.94	> 02.99	246797 >	teeth 50	Front	 z.26 L.600 z.27	 L.558 z.26
	Aut.	06.94	> 02.99			Front	 z.26 L.961 z.27	 L.603 z.26
	Aut.	06.94	> 02.99		teeth 50	Front	 z.26 L.961 z.27	 L.603 z.26

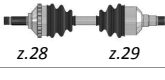

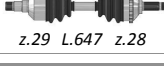





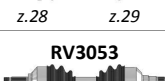

## 800

MODEL	GEARBOX	FROM	TO	CHASSIS	ABS	F/R	LEFT DRIVESHAFT	RIGHT DRIVESHAFT
2.0 75/103 kW	Man.	07.86	> 01.94			Front	 z.28 L.580 z.29	 z.29 L.982 z.28
	Man.	07.86	> 01.94		teeth 45	Front	 z.28 L.580 z.29	 z.29 L.982 z.28
	Man.	02.94	>			Front	 z.28 L.585 z.29	 z.29 z.28
	Man.	02.94	>		teeth 45	Front	 z.28 L.585 z.29	 z.29 z.28
	Aut.	07.86	> 01.94			Front	 z.28 L.632 z.24	 z.24 L.943 z.28
	Aut.	07.86	> 01.94		teeth 45	Front	 z.28 L.632 z.24	 z.24 L.943 z.28
2.0 i 98 kW	Man.	07.86	> 01.94			Front	 z.28 L.580 z.29	 z.29 L.982 z.28
	Man.	07.86	> 01.94		teeth 45	Front	 z.28 L.580 z.29	 z.29 L.982 z.28
	Man.	02.94	>			Front	 z.28 L.585 z.29	 z.29 z.28
	Man.	02.94	>		teeth 45	Front	 z.28 L.585 z.29	 z.29 z.28
	Aut.	07.86	> 01.94			Front	 z.28 L.632 z.24	 z.24 L.943 z.28
	Aut.	07.86	> 01.94		teeth 45	Front	 z.28 L.632 z.24	 z.24 L.943 z.28

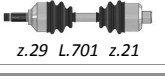

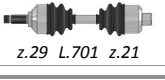
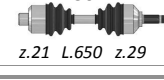
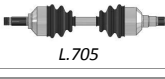
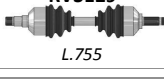




# ROVER

## 800















MODEL	GEARBOX	FROM	TO	CHASSIS	ABS	F/R	LEFT DRIVESHAFT	RIGHT DRIVESHAFT
2.5 110/123/127 kW	Man.	07.86	> 01.94			Front	 RV3053 z.28 L.647 z.29	 RV3053 z.29 L.647 z.28
	Man.	02.94	>			Front	 RV3055 z.28 z.29	 RV3055 z.29 z.28
	Man.	02.94	>		teeth 45	Front	 RV3056 z.28 z.29	 RV3056 z.29 z.28
	Aut.	07.86	> 01.94			Front	 RV3053 z.28 L.647 z.29	 RV3053 z.29 L.647 z.28
	Aut.	07.86	> 01.94		teeth 45	Front	 RV3054 z.28 L.647 z.29	 RV3054 z.29 L.647 z.28
2.5 TD 87 kW	Man.	05.90	> 08.94			Front	 RV3057 z.28 L.587 z.25	 RV3058 z.25 L.988 z.28
	Man.	05.90	> 08.94		teeth 45	Front	 RV3059 z.28 L.587 z.25	 RV3060 z.25 L.988 z.28
	Aut.	05.90	> 08.94			Front	 RV3057 z.28 L.587 z.25	 RV3058 z.25 L.988 z.28
2.7 124/130 kW	Man.	07.86	> 01.94			Front	 RV3053 z.28 L.647 z.29	 RV3053 z.29 L.647 z.28
	Man.	02.94	>			Front	 RV3055 z.28 z.29	 RV3055 z.29 z.28
	Man.	02.94	>		teeth 45	Front	 RV3056 z.28 z.29	 RV3056 z.29 z.28
	Aut.	07.86	> 01.94			Front	 RV3053 z.28 L.647 z.29	 RV3053 z.29 L.647 z.28
	Aut.	07.86	> 01.94		teeth 45	Front	 RV3054 z.28 L.647 z.29	 RV3054 z.29 L.647 z.28

## ALLEGRO (ADO67)







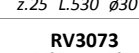
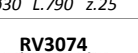
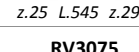
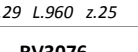
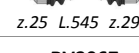
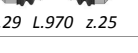



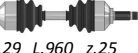
MODEL	GEARBOX	FROM	TO	CHASSIS	ABS	F/R	LEFT DRIVESHAFT	RIGHT DRIVESHAFT
1.1	Man.	05.73	> 01.83			Front	 RV3021 z.29 L.701 z.21	 RV3022 z.21 L.650 z.29
1.3	Man.	05.73	> 01.83			Front	 RV3021 z.29 L.701 z.21	 RV3022 z.21 L.650 z.29
1.5	Man.	05.73	> 01.83			Front	 RV3128 L.705	 RV3129 L.755
1.75	Man.	05.73	> 01.83			Front	 RV3128 L.705	 RV3129 L.755

# ROVER



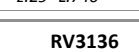
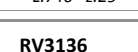
## LAND ROVER

MODEL	GEARBOX	FROM	TO	CHASSIS	ABS	F/R	LEFT DRIVESHAFT	RIGHT DRIVESHAFT
2.3 51 kW	Man.	06.63	> 06.81			Front	 RV3145	 RV3146
	Man.	07.81	> 01.83			Front	 RV3061 z.24 L.925 z.10	 RV3062 z.10 L.601 z.24
	Man.	02.83	>			Front	 RV3063 z.24 L.1036	 RV3064 L.647 z.24
2.3 D 46 kW	Man.	06.63	> 06.81			Front	 RV3145	 RV3146
	Man.	07.81	> 01.83			Front	 RV3061 z.24 L.925 z.10	 RV3062 z.10 L.601 z.24
	Man.	02.83	>			Front	 RV3063 z.24 L.1036	 RV3064 L.647 z.24
	Man.	02.83	>		teeth 60	Front	 RV3108 z.24 L.1036	 RV3109 L.647 z.24

## MAESTRO


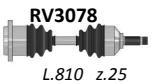



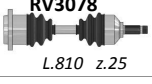
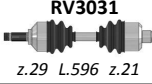
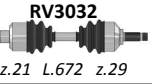

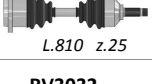

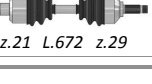
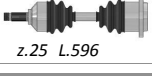
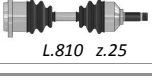


MODEL	GEARBOX	FROM	TO	CHASSIS	ABS	F/R	LEFT DRIVESHAFT	RIGHT DRIVESHAFT
1.3 49/51 kW	Man.-Aut.	03.83	> 12.85			Front	 RV3065 z.25 L.530 ø30	 RV3066 ø30 L.790 z.25
	Man.-Aut.	01.86	>			Front	 RV3067 z.25 L.530	 RV3068 L.790 z.25
1.6 75 kW	Man.-Aut.	03.83	> 12.85			Front	 RV3065 z.25 L.530 ø30	 RV3066 ø30 L.790 z.25
	Man.-Aut.	03.85	> 12.85			Front	 RV3073 z.25 L.545 z.29	 RV3074 z.29 L.960 z.25
	Man.-Aut.	01.86	> 02.93			Front	 RV3075 z.25 L.545 z.29	 RV3076 z.29 L.970 z.25
	Man.-Aut.	01.86	> 10.88			Front	 RV3067 z.25 L.530	 RV3068 L.790 z.25
2.0 MG	Man.-Aut.	10.84	> 12.85			Front	 RV3073 z.25 L.545 z.29	 RV3074 z.29 L.960 z.25
	Man.-Aut.	01.86	> 02.93			Front	 RV3075 z.25 L.545 z.29	 RV3076 z.29 L.970 z.25

## MAXI

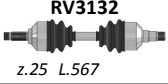
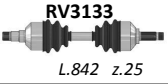

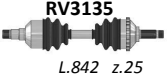
MODEL	GEARBOX	FROM	TO	CHASSIS	ABS	F/R	LEFT DRIVESHAFT	RIGHT DRIVESHAFT
1.5	Man.	01.72	>			Front	 RV3136 z.29 L.740	 RV3136 L.740 z.29
1.75	Man.	01.72	>			Front	 RV3136 z.29 L.740	 RV3136 L.740 z.29

# ROVER



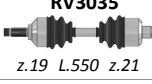
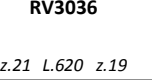
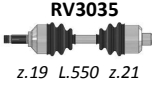
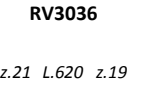
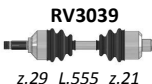
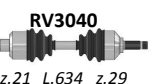


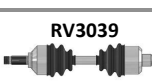

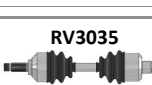
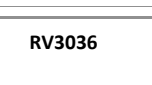
## METRO (XP)

MODEL	GEARBOX	FROM	TO	CHASSIS	ABS	F/R	LEFT DRIVESHAFT	RIGHT DRIVESHAFT
1.0 44 kW	Man.	01.90	>			Front	 z.25 L.596	 L.810 z.25
1.0	Man.		> 01.90			Front	 z.29 L.596 z.21	 z.21 L.672 z.29
1.1	Man.	01.90	>			Front	 z.25 L.596	 L.810 z.25
1.3 55 kW	Man.		> 01.90			Front	 z.29 L.596 z.21	 z.21 L.672 z.29
	Man.	01.90	>			Front	 z.25 L.596	 L.810 z.25
	Aut.		> 01.90			Front	 z.29 L.596 z.21	 z.21 L.672 z.29
1.3 Turbo	Man.	01.90	>			Front	 z.25 L.596	 L.810 z.25
1.5 D	Man.	01.90	>			Front	 z.25 L.596	 L.810 z.25

## MGF (RD)

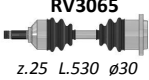
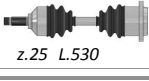
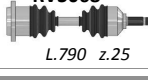

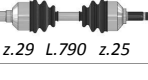


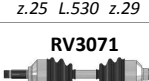




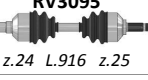








MODEL	GEARBOX	FROM	TO	CHASSIS	ABS	F/R	LEFT DRIVESHAFT	RIGHT DRIVESHAFT
1.8 i 88 kW	Man.	10.95	> 03.02			Rear	 z.25 L.567	 L.842 z.25
	Man.	10.95	> 03.02		teeth 42	Rear	 z.25 L.566	 L.842 z.25

## MINI

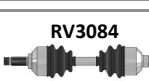
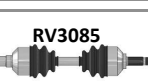
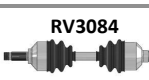



MODEL	GEARBOX	FROM	TO	CHASSIS	ABS	F/R	LEFT DRIVESHAFT	RIGHT DRIVESHAFT
1.3	Man.		> 12.71			Front	 z.29 L.454	 L.530 z.29
1000	Man.	06.84	>			Front	 z.19 L.550 z.21	 z.21 L.620 z.19
1100 33 kW	Man.	01.72	> 05.84			Front	 z.19 L.550 z.21	 z.21 L.620 z.19
1275	Man.	01.72	>			Front	 z.29 L.555 z.21	 z.21 L.634 z.29
1300	Man.	01.72	>			Front	 z.29 L.555 z.21	 z.21 L.634 z.29
1300 Cooper	Man.	01.72	>			Front	 z.29 L.555 z.21	 z.21 L.634 z.29
850 25 kW	Man.	01.72	> 05.84			Front	 z.19 L.550 z.21	 z.21 L.620 z.19

# ROVER

## MONTEGO (XE)



MODEL	GEARBOX	FROM	TO	CHASSIS	ABS	F/R	LEFT DRIVESHAFT	RIGHT DRIVESHAFT
1.3 50 kW	Man.	04.84	> 12.85			Front	 z.25 L.530 ø30	 ø30 L.790 z.25
	Man.	01.86	> 10.88			Front	 z.25 L.530	 L.790 z.25
1.6 61 kW	Man.	04.84	> 12.85			Front	 z.25 L.530 z.29	 z.29 L.790 z.25
	Man.	01.86	> 10.88			Front	 z.25 L.530 z.29	 z.29 L.790 z.25
	Man.	11.88	> 07.91			Front	 z.25 L.545 z.29	 z.29 L.970 z.25
	Aut.	04.84	> 12.85			Front	 z.25 L.530 z.29	 z.29 L.790 z.25
	Aut.	01.86	> 10.88			Front	 z.25 L.530 z.29	 z.29 L.790 z.25
	Aut.	11.88	> 07.91			Front	 z.25 L.545 z.29	 z.29 L.970 z.25
2.0 i 74 kW	Man.	04.84	> 12.85			Front	 z.25 L.545 z.29	 z.29 L.960 z.25
	Man.	01.86	> 12.94			Front	 z.25 L.545 z.29	 z.29 L.970 z.25
	Aut.	04.84	> 12.85			Front	 z.25 L.595 z.24	 z.24 L.916 z.25
	Aut.	01.86	> 12.94			Front	 z.25 L.595	 L.910 z.25
2.0 T 86 kW	Man.	04.85	> 12.85			Front	 z.25 L.552 z.29	 z.29 L.965 z.25
	Man.	01.86	> 11.94			Front	 z.25	 z.25
2.0 TD 60 kW	Man.	01.86	> 11.94			Front	 z.25	 z.25

## PRINCESS

MODEL	GEARBOX	FROM	TO	CHASSIS	ABS	F/R	LEFT DRIVESHAFT	RIGHT DRIVESHAFT
1.7	Man.	03.75	> 01.81			Front	 z.29 L.755 z.25	 z.25 L.779 z.29
1.8	Man.	03.75	> 01.81			Front	 z.29 L.755 z.25	 z.25 L.779 z.29
2.0 75 kW	Man.	03.75	> 01.81			Front	 z.29 L.755 z.25	 z.25 L.779 z.29


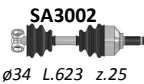
# ROVER

## PRINCESS

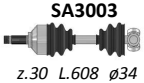
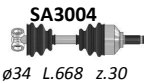
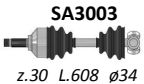
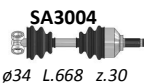
MODEL	GEARBOX	FROM	TO	CHASSIS	ABS	F/R	LEFT DRIVESHAFT	RIGHT DRIVESHAFT
2.2	Man.	03.75	> 01.81			Front	 RV3084 z.29 L.755 z.25	 RV3085 z.25 L.779 z.29

# SAAB


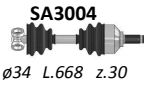

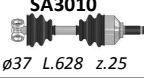

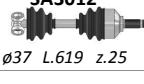


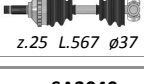
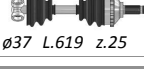


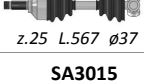
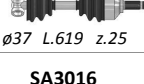




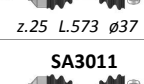

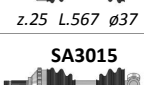







## 90

MODEL	GEARBOX	FROM	TO	CHASSIS	ABS	F/R	LEFT DRIVESHAFT	RIGHT DRIVESHAFT
2.0 74 kW	Man.	01.85	> 12.87			Front	 z.25 L.567 ø34	 ø34 L.623 z.25

## 99

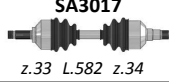
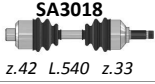
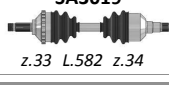





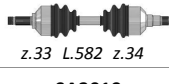
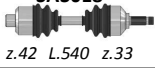


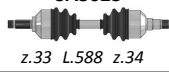
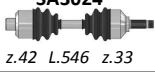


MODEL	GEARBOX	FROM	TO	CHASSIS	ABS	F/R	LEFT DRIVESHAFT	RIGHT DRIVESHAFT
2.0 79 kW	Man.	04.72	> 12.80			Front	 z.30 L.608 ø34	 ø34 L.668 z.30
2.0 Turbo 107 kW	Man.	04.72	> 12.80			Front	 z.30 L.608 ø34	 ø34 L.668 z.30

## 900 I (AC4,AM4\_)


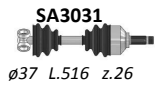
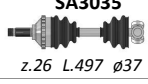
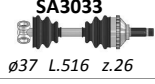
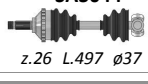
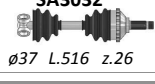

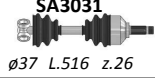

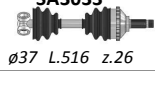


MODEL	GEARBOX	FROM	TO	CHASSIS	ABS	F/R	LEFT DRIVESHAFT	RIGHT DRIVESHAFT
2.0 74/99 kW	Man.	01.78	> 12.80			Front	 z.30 L.608 ø34	 ø34 L.668 z.30
	Man.	01.81	> 12.87			Front	 z.25 L.573 ø37	 ø37 L.628 z.25
	Man.	01.88	> 07.93			Front	 z.25 L.567 ø37	 ø37 L.619 z.25
	Man.	01.88	> 07.93		teeth 46	Front	 z.25 L.567 ø37	 ø37 L.619 z.25
	Man.	01.88	> 07.93		teeth 94	Front	 z.25 L.567 ø37	 ø37 L.619 z.25
2.0 i 81/85 kW	Man.	10.84	> 08.88			Front	 z.25 L.567 ø37	 ø37 L.619 z.25
	Man.	01.88	> 07.93			Front	 z.25 L.567 ø37	 ø37 L.619 z.25
	Man.	01.88	> 07.93		teeth 46	Front	 z.25 L.567 ø37	 ø37 L.619 z.25
	Man.	01.88	> 07.93		teeth 94	Front	 z.25 L.567 ø37	 ø37 L.619 z.25
2.0 Turbo 103/107/110 kW	Man.	01.81	> 12.85			Front	 z.25 L.573 ø37	 ø37 L.628 z.25
	Man.	01.88	> 07.93			Front	 z.25 L.567 ø37	 ø37 L.619 z.25
	Man.	01.88	> 07.93		teeth 46	Front	 z.25 L.567 ø37	 ø37 L.619 z.25
	Man.	01.88	> 07.93		teeth 94	Front	 z.25 L.567 ø37	 ø37 L.619 z.25
	Aut.	01.81	> 12.85			Front	 z.25 L.573 ø37	 ø37 L.628 z.25

# SAAB

## 900 II

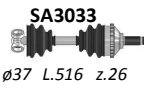
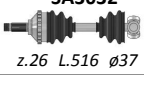
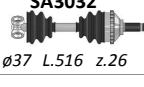



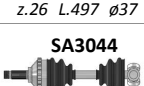





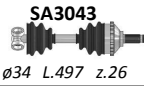
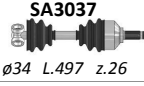

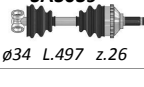

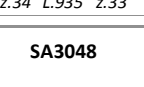
MODEL	GEARBOX	FROM	TO	CHASSIS	ABS	F/R	LEFT DRIVESHAFT	RIGHT DRIVESHAFT
2.0 96 kW	Man.	07.93	> 06.94			Front	 z.33 L.582 z.34	 z.42 L.540 z.33
	Man.	07.94	>		teeth 29	Front	 z.33 L.582 z.34	 z.42 L.540 z.33
2.0 Turbo 136 kW	Man.	07.93	>			Front	 z.33 L.588 z.34	 z.42 L.546 z.33
	Man.	07.93	>		teeth 29	Front	 z.33 L.588 z.34	 L.546
2.3 110 kW	Man.	07.93	> 06.94			Front	 z.33 L.582 z.34	 z.42 L.540 z.33
	Man.	07.94	>		teeth 29	Front	 z.33 L.582 z.34	 z.42 L.540 z.33
2.5 V6 125 kW	Man.	07.93	>			Front	 z.33 L.588 z.34	 z.42 L.546 z.33
	Man.	07.93	>		teeth 29	Front	 z.33 L.588 z.34	 L.546

## 9000

MODEL	GEARBOX	FROM	TO	CHASSIS	ABS	F/R	LEFT DRIVESHAFT	RIGHT DRIVESHAFT
2.0 127 kW	Aut.	01.85	>			Front	 z.26 L.497 ø37	 ø37 L.516 z.26
	Aut.	01.85	>		teeth 46	Front	 z.26 L.497 ø37	 ø37 L.516 z.26
	Aut.	01.85	>		teeth 94	Front	 z.26 L.497 ø37	 ø37 L.516 z.26
2.0 16V 127 kW	Man.	01.85	>			Front	 z.26 L.516 ø37	 ø37 L.516 z.26
	Man.	01.85	>		teeth 46	Front	 z.26 L.516 ø37	 ø37 L.516 z.26
	Man.	01.85	>		teeth 94	Front	 z.26 L.516 ø37	 ø37 L.516 z.26

# SAAB




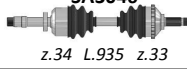


## 9000

MODEL	GEARBOX	FROM	TO	CHASSIS	ABS	F/R	LEFT DRIVESHAFT	RIGHT DRIVESHAFT
2.0 Turbo 118/120/127/129 kW	Man.	01.85	> 12.89		teeth 46	Front	 SA3033 z.26 L.516 ø37	 SA3033 ø37 L.516 z.26
	Man.	01.85	> 12.89		teeth 94	Front	 SA3032 z.26 L.516 ø37	 SA3032 ø37 L.516 z.26
	Aut.	01.85	>			Front	 SA3034 z.26 L.497 ø37	 SA3031 ø37 L.516 z.26
	Aut.	01.85	>		teeth 46	Front	 SA3035 z.26 L.497 ø37	 SA3033 ø37 L.516 z.26
	Aut.	01.85	>		teeth 94	Front	 SA3044 z.26 L.497 ø37	 SA3032 ø37 L.516 z.26
2.0 Turbo	Man.	01.85	> 12.89			Front	 SA3031 z.26 L.516 ø37	 SA3031 ø37 L.516 z.26
2.3 i 16V 108/125 kW	Aut.	09.89	>			Front	 SA3034 z.26 L.497 ø37	 SA3034 ø37 L.497 z.26
	Aut.	09.89	>		teeth 94	Front	 SA3044 z.26 L.497 ø37	 SA3044 ø37 L.497 z.26
2.3 i 16V 143/147 kW	Man.	09.89	>			Front	 SA3031 z.26 L.516 ø37	 SA3034 ø37 L.497 z.26
	Man.	09.89	>		teeth 94	Front	 SA3032 z.26 L.516 ø37	 SA3044 ø37 L.497 z.26
2.3 i 16V T. 143/147 kW	Aut.	09.89	>			Front	 SA3037 z.26 L.497 ø34	 SA3037 ø34 L.497 z.26
	Aut.	09.89	>		teeth 94	Front	 SA3043 z.26 L.497 ø34	 SA3043 ø34 L.497 z.26
2.3 Turbo 143/147 kW	Man.	09.90	>			Front	 SA3036 z.26 L.518 ø34	 SA3037 ø34 L.497 z.26
	Man.	09.90	>		teeth 46	Front	 SA3038 z.26 L.518 ø34	 SA3039 ø34 L.497 z.26
	Man.	09.90	>		teeth 94	Front	 SA3042 z.26 L.518 ø34	 SA3043 ø34 L.497 z.26
<b>9-3 (YS3_)</b>								
MODEL	GEARBOX	FROM	TO	CHASSIS	ABS	F/R	LEFT DRIVESHAFT	RIGHT DRIVESHAFT
2.0 i 96/110 kW	Man.	02.98	> 09.02		teeth 29	Front	 SA3045 z.33 L.595 z.34	 SA3046 z.34 L.935 z.33
2.0 Turbo 110-154 kW	Man.	10.02	>			Front	SA3048	SA3048
	Aut.	10.02	>			Front	SA3047	SA3047



# SAAB

## 9-3 (YS3\_)


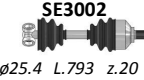
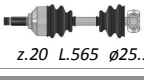

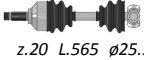

MODEL	GEARBOX	FROM	TO	CHASSIS	ABS	F/R	LEFT DRIVESHAFT	RIGHT DRIVESHAFT
2.0 Turbo 136/147 kW	Man.	02.98	> 09.02		teeth 29	Front	 SA3045 z.33 L.595 z.34	 SA3046 z.34 L.935 z.33
2.2 Tid 85/92 kW	Man.	02.98	> 09.02		teeth 29	Front	 SA3045 z.33 L.595 z.34	 SA3046 z.34 L.935 z.33
2.2 Tid 92 kW	Man.	10.02	>			Front	SA3048	SA3048
	Aut.	10.02	>			Front	SA3047	SA3047
2.3 i 110 kW	Man.	02.98	> 09.02		teeth 29	Front	 SA3045 z.33 L.595 z.34	 SA3046 z.34 L.935 z.33
2.3 Turbo 165 kW	Man.	03.99	> 09.02	> Y7012283		Front	SA3056	SA3057
	Man.	03.99	> 09.02	Y7012284 >		Front	SA3058	SA3059

## 9-5 (YS3\_)

MODEL	GEARBOX	FROM	TO	CHASSIS	ABS	F/R	LEFT DRIVESHAFT	RIGHT DRIVESHAFT
2.0 t 110 kW	Man.	09.97	>	> Y3058455		Front	SA3060 z.33	SA3061 z.33
	Man.	09.97	>	Y3058456 >		Front	SA3062 z.30	SA3063 z.30
2.3 t 125 kW	Man.	09.97	>	> Y3058455		Front	SA3060 z.33	SA3061 z.33
	Man.	09.97	>	Y3058456 >		Front	SA3062 z.30	SA3063 z.30

# SEAT

## 127/FURA (025A\_)



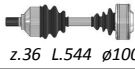
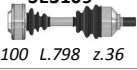
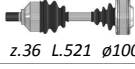




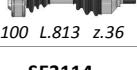
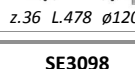
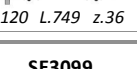
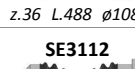
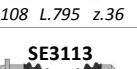


MODEL	GEARBOX	FROM	TO	CHASSIS	ABS	F/R	LEFT DRIVESHAFT	RIGHT DRIVESHAFT
0.9 29/31 kW	Man.	>	02.80			Front	 z.20 L.547 ø25.4	 ø25.4 L.793 z.20
	Man.	03.80	>	12.86		Front	 z.20 L.565 ø25.5	 ø25.5 L.778 z.20
1.4 55 kW	Man.	03.80	>	12.86		Front	 z.20 L.565 ø25.5	 ø25.5 L.778 z.20

## ALHAMBRA (7V\_)

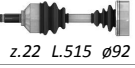
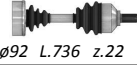






MODEL	GEARBOX	FROM	TO	CHASSIS	ABS	F/R	LEFT DRIVESHAFT	RIGHT DRIVESHAFT
1.9 TDI 66/81 kW	Man.	02.96	>	04.00		Front	 z.38 L.620 z.26	 z.35 L.558 z.38
	Man.	02.96	>	04.00	teeth 48	Front	 z.38 L.620 z.26	 z.35 L.558 z.38
1.9 TDI 85/96 kW	Man.	02.00	>	05.06	teeth 48	Front	 z.38 L.507 ø124	 ø124 L.507 z.38
	Aut.	02.00	>	05.06	teeth 48	Front	 z.38 L.486 ø124	 ø124 L.486 z.38
2.0 85 kW	Man.	11.95	>			Front	 z.38 L.620 z.26	 z.35 L.558 z.38
	Man.	11.95	>		teeth 48	Front	 z.38 L.620 z.26	 z.35 L.558 z.38
2.3 107 kW	Man.	01.97	>			Front	 z.38 L.620 z.26	 z.35 L.558 z.38
	Man.	01.97	>		teeth 48	Front	 z.38 L.620 z.26	 z.35 L.558 z.38
2.8 V6 128 kW	Man.	11.95	>	04.00		Front	 z.38 L.620 z.26	 z.35 L.558 z.38
	Man.	11.95	>	04.00	teeth 48	Front	 z.38 L.620 z.26	 z.35 L.558 z.38
	Aut.	11.95	>	04.00	teeth 48	Front	 z.38 L.547 ø112	 ø112 L.547 z.38
2.8 V6 150 kW	Man.	02.00	>	05.06	teeth 48	Front	 z.38 L.507 ø124	 ø124 L.507 z.38
	Aut.	02.00	>	03.03	teeth 48	Front	 z.38 L.486 ø124	 ø124 L.486 z.38
	Aut.	04.03	>	05.06	teeth 48	Front	 z.38 L.486 ø124	 z.30 L.560 z.38
2.8 V6 4X4 128 kW	Man.	04.96	>	04.00		Rear	 z.38 L.628 ø100	 ø100 L.477 z.38

# SEAT











## ALTEA - ALTEA XL (1K1)

MODEL	GEARBOX	FROM	TO	CHASSIS	ABS	F/R	LEFT DRIVESHAFT	RIGHT DRIVESHAFT
1.4 16v 63 kW	Man.	05.06	>			Front	 z.36 L.559 ø94	 ø94 L.779 z.36
1.6 75 kW	Man.	03.04	>			Front	 z.36 L.544 ø100	 ø100 L.798 z.36
1.6 TDI 66/77 kW	Man.	10.09	>			Front	 z.36 L.521 ø100	 ø100 L.813 z.36
	Aut.	10.09	>			Front	 z.36 L.478 ø120	 ø120 L.749 z.36
1.9 TDI 66/77 kW	Man.	05.04	>			Front	 z.36 L.521 ø100	 ø100 L.813 z.36
	Aut.	05.04	>			Front	 z.36 L.478 ø120	 ø120 L.749 z.36
2.0 TDI 100/103/125 kW	Man.	10.03	>			Front	 z.36 L.488 ø108	 ø108 L.795 z.36
	Aut.	10.03	>			Front	 z.36 L.478 ø120	 ø120 L.758 z.36

## AROSA (6H)






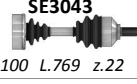


MODEL	GEARBOX	FROM	TO	CHASSIS	ABS	F/R	LEFT DRIVESHAFT	RIGHT DRIVESHAFT
1.0 37 kW	Man.	02.97	>			Front	 z.22 L.515 ø92	 ø92 L.736 z.22
1.4 44 kW	Man.	02.97	>			Front	 z.22 L.515 ø92	 ø92 L.736 z.22
1.4 16V 74 kW	Man.	01.00	>			Front	 z.22 L.515 ø92	 ø92 L.736 z.22
1.7 SDI 44 kW	Man.	08.97	>			Front	 z.22 L.515 ø92	 ø92 L.736 z.22

## CORDOBA (6K2)

MODEL	GEARBOX	FROM	TO	CHASSIS	ABS	F/R	LEFT DRIVESHAFT	RIGHT DRIVESHAFT
1.4 i 44 kW	Man.	06.94	>			Front	 z.22 L.562 ø94	 ø92 L.760 z.22
1.6 i 55 kW	Man.	10.94	>			Front	 z.22 L.562 ø94	 ø92 L.760 z.22
1.6 i 74 kW	Man.	04.96	>			Front	 z.22 L.540 ø94	 ø94 L.774 z.22
1.8 i 66 kW	Man.	10.94	>			Front	 z.22 L.535 ø100	 ø100 L.769 z.22
1.8 i 16V 95 kW	Man.	10.93	>			Front	 z.22 L.535 ø100	 ø100 L.769 z.22

# SEAT

## CORDOBA (6K2)

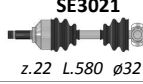
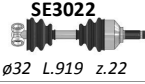


MODEL	GEARBOX	FROM	TO	CHASSIS	ABS	F/R	LEFT DRIVESHAFT	RIGHT DRIVESHAFT
1.9 D 47/80 kW	Man.	10.93	>			Front	 z.22 L.540 ø94	 ø94 L.774 z.22
1.9 SDI 47 kW	Man.	01.96	>			Front	 z.22 L.540 ø94	 ø94 L.774 z.22
1.9 TD 55 kW	Man.	10.93	>			Front	 z.22 L.535 ø100	 ø100 L.769 z.22
2.0 i 85 kW	Man.	10.93	>			Front	 z.22 L.535 ø100	 ø100 L.769 z.22

## IBIZA I (021A)



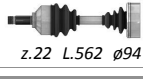
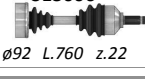
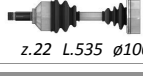
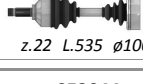

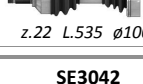

MODEL	GEARBOX	FROM	TO	CHASSIS	ABS	F/R	LEFT DRIVESHAFT	RIGHT DRIVESHAFT
0.9 29/32 kW	Man.		> 09.86			Front	 z.22 L.603 ø32	 ø32 L.893 z.22
	Man.	10.86	> 05.93			Front	 z.22	 z.22
	Man.	10.86	> 05.93			Front	 z.22 ø25.5	 ø25.5 L.880 z.22
1.2 44/47 kW	Man.		> 09.86			Front	 z.22 L.604 ø28	 ø28 L.888 z.22
	Man.	10.86	> 05.93			Front	 z.22 ø25.5	 ø25.5 z.22
	Man.	10.86	> 05.93			Front	 z.22 L.607 ø32	 ø32 L.893 z.22
1.2 i 52 kW	Man.		> 09.86			Front	 z.22 L.604 ø28	 ø28 L.888 z.22
	Man.	10.86	> 05.93			Front	 z.22 L.607 ø32	 ø32 L.893 z.22
	Man.	10.86	> 05.93			Front	 z.22 ø25.5	 ø25.5 z.22
1.5 63/74 kW	Man.		> 09.86			Front	 z.22 L.604 ø28	 ø28 L.888 z.22
	Man.	10.86	> 05.93			Front	 z.22 L.607 ø32	 ø32 L.893 z.22
	Man.	10.86	> 05.93			Front	 z.22 ø25.5	 ø25.5 z.22
1.7 72/76 kW	Man.	10.86	> 05.93			Front	 z.22 ø25.5	 ø25.5 z.22
	Man.	10.86	> 05.93			Front	 z.22 L.607 ø32	 ø32 L.893 z.22

# SEAT

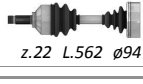
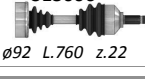


## IBIZA I (021A)

MODEL	GEARBOX	FROM	TO	CHASSIS	ABS	F/R	LEFT DRIVESHAFT	RIGHT DRIVESHAFT
1.7 D 42/44 kW	Man.	>	09.86			Front	 z.22 L.580 ø32	 ø32 L.919 z.22
	Man.	10.86	> 05.93			Front	 z.22 L.571 ø32	 ø32 L.920 z.22

## IBIZA II (6K1)


MODEL	GEARBOX	FROM	TO	CHASSIS	ABS	F/R	LEFT DRIVESHAFT	RIGHT DRIVESHAFT
1.0 33 kW	Man.	02.93	>			Front	 z.22 L.562 ø94	 ø92 L.760 z.22
1.3 i 40 kW	Man.	09.93	>			Front	 z.22 L.562 ø94	 ø92 L.760 z.22
1.4 44 kW	Man.	09.93	>			Front	 z.22 L.562 ø94	 ø92 L.760 z.22
1.6 i 55 kW	Man.	02.93	>			Front	 z.22 L.562 ø94	 ø92 L.760 z.22
1.8 i 66 kW	Man.	10.93	>			Front	 z.22 L.535 ø100	 ø100 L.769 z.22
1.8 i 16V 95 kW	Man.	11.93	>			Front	 z.22 L.535 ø100	 ø100 L.769 z.22
1.9 D 47 kW	Man.	10.93	>			Front	 z.22 L.540 ø94	 ø94 L.774 z.22
1.9 SDI 47 kW	Man.	03.93	>			Front	 z.22 L.540 ø94	 ø94 L.774 z.22
1.9 TD 55 kW	Man.	10.93	>			Front	 z.22 L.535 ø100	 ø100 L.769 z.22
1.9 TDI 66 kW	Man.	08.96	> 08.99			Front	 z.22 L.535 ø100	 ø100 L.769 z.22
2.0 i 85 kW	Man.	10.93	>			Front	 z.22 L.535 ø100	 ø100 L.769 z.22

## IBIZA III (6K1)



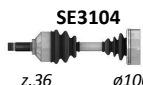



MODEL	GEARBOX	FROM	TO	CHASSIS	ABS	F/R	LEFT DRIVESHAFT	RIGHT DRIVESHAFT
1.4 16v 55/74 kW	Man.	08.99	> 02.02			Front	 z.22 L.562 ø94	 ø92 L.760 z.22
1.9 SDI 50 kW	Man.	08.99	> 02.02			Front	 z.22 L.540 ø94	 ø94 L.774 z.22

# SEAT





## IBIZA IV (6L1)

MODEL	GEARBOX	FROM	TO	CHASSIS	ABS	F/R	LEFT DRIVESHAFT	RIGHT DRIVESHAFT
1.2 40 kW	Man.	02.02	>			Front	 z.36 L.501 ø94	 ø94 L.750 z.36
		note: Vehicle with Power Steering						
	Man.	02.02	>			Front	 z.20 L.501 ø94	 ø94 L.765 z.20
		note: Vehicle without Power Steering						
1.4 16v 55/74 kW	Man.	02.02	>			Front	 z.36 L.501 ø94	 ø94 L.750 z.36
		note: Vehicle with Power Steering						
	Man.	02.02	>			Front	 z.20 L.501 ø94	 ø94 L.765 z.20
		note: Vehicle without Power Steering						
1.4 TDI 51 kW	Man.	04.05	>			Front	 z.36 L.501 ø94	 ø94 L.753 z.36
1.4 TDI 55 kW	Man.	05.02	>			Front	 z.36 L.471 ø108	 ø108 L.757 z.36
1.9 SDI 47 kW	Man.	02.02	>			Front	 z.36 L.501 ø94	 ø94 L.750 z.36
		note: Vehicle with Power Steering						
	Man.	02.02	>			Front	 z.20 L.501 ø94	 ø94 L.765 z.20
		note: Vehicle without Power Steering						
1.9 TDI 118 kW	Man.	03.04	>			Front	 z.36 L.464 ø108	 ø108 L.774 z.36
1.9 TDI 74 kW	Man.	05.02	>			Front	 z.36 L.471 ø108	 ø108 L.757 z.36
1.9 TDI 96 kW	Man.	02.02	>	> 6L-4-030 300		Front	 z.36 L.464 ø108	 ø108 L.774 z.36
	Man.	02.02	>	6L-4-030 301 >		Front	 z.36 L.464 ø108	 ø108 L.774 z.36

## IBIZA V (6J\_)




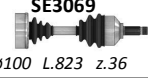



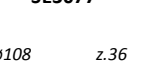
MODEL	GEARBOX	FROM	TO	CHASSIS	ABS	F/R	LEFT DRIVESHAFT	RIGHT DRIVESHAFT
1.2 51 kW	Man.	03.08	>			Front	 z.36 L.515 ø94	 ø94 L.765 z.36
1.2 TSI 63 kW	Man.	05.12	>			Front	 z.36 ø100	 ø100 L.769 z.36
1.6 TDI 66/77 kW	Man.	05.09	>			Front	 z.36 L.492 ø100	 ø100 L.785 z.36

## LEON (1M1)

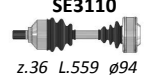
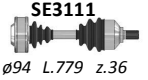
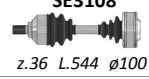
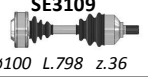

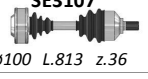
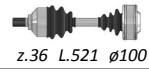
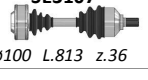






MODEL	GEARBOX	FROM	TO	CHASSIS	ABS	F/R	LEFT DRIVESHAFT	RIGHT DRIVESHAFT
1.4 16V 55 kW	Man.	11.99	>			Front	 z.36 L.554 ø94	 ø94 L.822 z.36
1.6 74 kW	Man.	11.99	>			Front	 z.36 L.554 ø94	 ø94 L.822 z.36

# SEAT

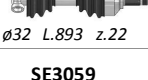
## LEON (1M1)

MODEL	GEARBOX	FROM	TO	CHASSIS	ABS	F/R	LEFT DRIVESHAFT	RIGHT DRIVESHAFT
1.6 16V 77 kW	Man.	09.00	>			Front	 z.36 L.543	 L.810 z.36
1.8 20V 92 kW	Man.	11.99	>			Front	 z.36 L.553 ø100	 ø100 L.823 z.36
1.9 TDI 66/81 kW	Man.	11.99	>			Front	 z.36 L.553 ø100	 ø100 L.823 z.36
2.8 Cupra 4 150 kW	Man.	02.01	>			Front	 z.36 ø108	 ø108 z.36

## LEON II (1P1)

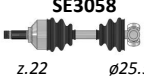
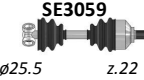

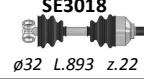
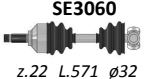

MODEL	GEARBOX	FROM	TO	CHASSIS	ABS	F/R	LEFT DRIVESHAFT	RIGHT DRIVESHAFT
1.4 16V 63 kW	Man.	06.06	>			Front	 z.36 L.559 ø94	 ø94 L.779 z.36
1.6 75 kW	Man.	07.05	>			Front	 z.36 L.544 ø100	 ø100 L.798 z.36
1.6 TDI 66/77 kW	Man.	02.10	>			Front	 z.36 L.521 ø100	 ø100 L.813 z.36
1.9 TDI 77 kW	Man.	07.05	>			Front	 z.36 L.521 ø100	 ø100 L.813 z.36
	Aut.	07.05	>			Front	 z.36 L.478 ø120	 ø120 L.749 z.36
2.0 TDI 100/103/125 kW	Man.	07.05	>			Front	 z.36 L.488 ø108	 ø108 L.795 z.36
	Aut.	07.05	>			Front	 z.36 L.478 ø120	 ø120 L.758 z.36

## MALAGA (023A)

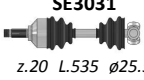



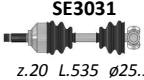
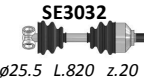
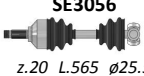
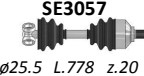
MODEL	GEARBOX	FROM	TO	CHASSIS	ABS	F/R	LEFT DRIVESHAFT	RIGHT DRIVESHAFT
1.2 44/47 kW	Man.	11.84	> 12.93			Front	 z.22 ø25.5	 ø25.5 z.22
	Man.	11.84	> 12.93			Front	 z.22 L.607 ø32	 ø32 L.893 z.22
1.2 i 52 kW	Man.	11.84	> 12.93			Front	 z.22 L.607 ø32	 ø32 L.893 z.22
	Man.	11.84	> 12.93			Front	 z.22 ø25.5	 ø25.5 z.22
1.5 63/74 kW	Man.	11.84	> 12.93			Front	 z.22 L.607 ø32	 ø32 L.893 z.22
	Man.	11.84	> 12.93			Front	 z.22 ø25.5	 ø25.5 z.22

# SEAT



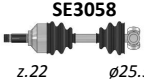



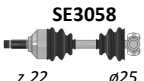



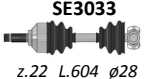





## MALAGA (023A)

MODEL	GEARBOX	FROM	TO	CHASSIS	ABS	F/R	LEFT DRIVESHAFT	RIGHT DRIVESHAFT
1.5 Kat. 66 kW	Man.	11.84	> 12.93			Front	 z.22 ø25.5	 ø25.5 z.22
	Man.	11.84	> 12.93			Front	 z.22 L.607 ø32	 ø32 L.893 z.22
1.7 D 40 kW	Man.	11.84	> 12.93			Front	 z.22 L.571 ø32	 ø32 L.920 z.22



## MARBELLA (28)

MODEL	GEARBOX	FROM	TO	CHASSIS	ABS	F/R	LEFT DRIVESHAFT	RIGHT DRIVESHAFT
0.8 25 kW	Man.	01.86	> 08.91			Front	 z.20 L.535 ø25.5	 ø25.5 L.820 z.20
	Man.	09.91	> 07.97			Front	 z.20 L.565 ø25.5	 ø25.5 L.778 z.20
0.9 29 kW	Man.	01.86	> 08.91			Front	 z.20 L.535 ø25.5	 ø25.5 L.820 z.20
	Man.	09.91	> 07.97			Front	 z.20 L.565 ø25.5	 ø25.5 L.778 z.20

## RONDA (022A\_)

MODEL	GEARBOX	FROM	TO	CHASSIS	ABS	F/R	LEFT DRIVESHAFT	RIGHT DRIVESHAFT
1.2 44/47 kW	Man.		> 12.85			Front	 z.22 L.604 ø28	 ø28 L.888 z.22
	Man.	01.86	>			Front	 z.22 ø25.5	 ø25.5 z.22
	Man.	01.86	>			Front	 z.22 L.607 ø32	 ø32 L.893 z.22
1.5 63 kW	Man.	05.84	> 12.86			Front	 z.22 ø25.5	 ø25.5 z.22
	Man.	05.84	> 12.86			Front	 z.22 L.607 ø32	 ø32 L.893 z.22
	Man.	05.84	> 12.86			Front	 z.22 L.604 ø28	 ø28 L.888 z.22
1.6 68 kW	Man.	05.81	> 12.87			Front	 z.22 L.505 ø100	 ø100 L.505 z.22
1.7 D 40 kW	Man.	06.82	> 12.86			Front	 z.22 L.580 ø32	 ø32 L.919 z.22


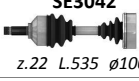

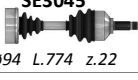
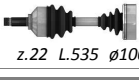
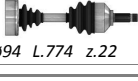
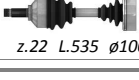
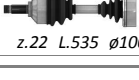


## TOLEDO I (1L)

MODEL	GEARBOX	FROM	TO	CHASSIS	ABS	F/R	LEFT DRIVESHAFT	RIGHT DRIVESHAFT
1.6 i 52/55 kW	Man.	05.91	>			Front	 z.22 L.535 ø100	 ø100 L.769 z.22


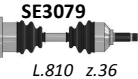




# SEAT

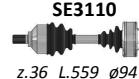

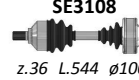
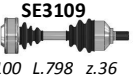
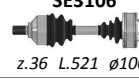
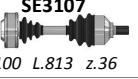




## TOLEDO I (1L)

MODEL	GEARBOX	FROM	TO	CHASSIS	ABS	F/R	LEFT DRIVESHAFT	RIGHT DRIVESHAFT
1.8 i 65 kW	Man.	05.91	>			Front	 z.22 L.535 ø100	 ø100 L.769 z.22
1.8 i 16V 92 kW	Man.	05.91	>			Front	 z.22 L.535 ø100	 ø100 L.769 z.22
1.9 D 50 kW	Man.	05.91	>			Front	 z.22 L.540 ø94	 ø94 L.774 z.22
1.9 D Taxi 50 kW	Man.	05.91	>			Front	 z.22 L.535 ø100	 ø100 L.769 z.22
1.9 SDI 47 kW	Man.	12.95	>			Front	 z.22 L.540 ø94	 ø94 L.774 z.22
1.9 TD 55 kW	Man.	05.91	>			Front	 z.22 L.535 ø100	 ø100 L.769 z.22
1.9 TDI 81 kW	Man.	01.96	>			Front	 z.22 L.535 ø100	 ø100 L.769 z.22
2.0 GTI 16V 110 kW	Man.	05.91	>			Front	 z.22 L.600 ø32	 ø32 L.875 z.22
2.0 i 85 kW	Man.	05.91	>			Front	 z.22 L.535 ø100	 ø100 L.769 z.22
	Aut.	05.91	>			Front	 z.22 L.540 ø94	 ø94 L.774 z.22

## TOLEDO II (1M2)





MODEL	GEARBOX	FROM	TO	CHASSIS	ABS	F/R	LEFT DRIVESHAFT	RIGHT DRIVESHAFT
1.6 16V 77 kW	Man.	09.00	>			Front	 z.36 L.543	 L.810 z.36
1.9 TDI 66/81 kW	Man.	04.99	>			Front	 z.36 L.553 ø100	 ø100 L.823 z.36

## TOLEDO III (5P2)

MODEL	GEARBOX	FROM	TO	CHASSIS	ABS	F/R	LEFT DRIVESHAFT	RIGHT DRIVESHAFT
1.4 16V 63 kW	Man.	06.06	>			Front	 z.36 L.559 ø94	 ø94 L.779 z.36
1.6 75 kW	Man.	07.05	>			Front	 z.36 L.544 ø100	 ø100 L.798 z.36
1.6 TDI 66/77 kW	Man.	02.10	>			Front	 z.36 L.521 ø100	 ø100 L.813 z.36
1.9 TDI 77 kW	Man.	07.05	>			Front	 z.36 L.521 ø100	 ø100 L.813 z.36
	Aut.	07.05	>			Front	 z.36 L.478 ø120	 ø120 L.749 z.36







# SEAT

## TOLEDO III (5P2)

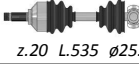
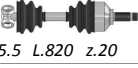




MODEL	GEARBOX	FROM	TO	CHASSIS	ABS	F/R	LEFT DRIVESHAFT	RIGHT DRIVESHAFT
2.0 TDI 100/103 kW	Man.	04.04	>			Front	 SE3098 z.36 L.488 ø108	 SE3099 ø108 L.795 z.36
2.0 TDI 100/103/125 kW	Aut.	07.05	>			Front	 SE3112 z.36 L.478 ø120	 SE3113 ø120 L.758 z.36

# SEAT LCV

## INCA (6K9)

MODEL	GEARBOX	FROM	TO	CHASSIS	ABS	F/R	LEFT DRIVESHAFT	RIGHT DRIVESHAFT
1.4 44 kW	Man.	11.95	>			Front	 SE3005 z.22 L.562 ø94	 SE3006 ø92 L.760 z.22
1.6 52/55 kW	Man.	11.95	>			Front	 SE3044 z.22 L.540 ø94	 SE3045 ø94 L.774 z.22
1.9 D 47/80 kW	Man.	11.95	>			Front	 SE3044 z.22 L.540 ø94	 SE3045 ø94 L.774 z.22

## TERRA (24)

MODEL	GEARBOX	FROM	TO	CHASSIS	ABS	F/R	LEFT DRIVESHAFT	RIGHT DRIVESHAFT
0.9 29 kW	Man.	01.81	>			Front	 SE3031 z.20 L.535 ø25.5	 SE3032 ø25.5 L.820 z.20
1.3 D 33 kW	Man.	01.87	>			Front	 SE3038 z.20 L.474 ø94	 SE3039 ø94 L.734 z.20
1.4 D 35 kW	Man.	01.87	>			Front	 SE3038 z.20 L.474 ø94	 SE3039 ø94 L.734 z.20

# SKODA

## ESTELLE

MODEL	GEARBOX	FROM	TO	CHASSIS	ABS	F/R	LEFT DRIVESHAFT	RIGHT DRIVESHAFT
1.3 44 kW	Man.	>	01.93			Rear	SK3015 L.399	SK3015 L.399

## FABIA I (6Y2)

MODEL	GEARBOX	FROM	TO	CHASSIS	ABS	F/R	LEFT DRIVESHAFT	RIGHT DRIVESHAFT
1.0 37 kW	Man.	12.99	>	08.02		Front	SK3027 L.496	SK3019 ø94 L.750 z.36
		<i>note: Vehicle with Power Steering</i>						
	Man.	12.99	>	08.02		Front	SK3016 z.36 L.487 ø92	SK3017 ø92 L.758 z.36
		<i>note: Vehicle without Power Steering</i>						
1.2 40 kW	Man.	08.02	>			Front	SK3016 z.36 L.487 ø92	SK3017 ø92 L.758 z.36
1.4 44 kW	Man.	08.00	>	08.02		Front	SK3016 z.36 L.487 ø92	SK3017 ø92 L.758 z.36
1.4 16v 55/74 kW	Man.	12.99	>			Front	SK3018 z.36 L.501 ø94	SK3019 ø94 L.750 z.36
		<i>note: Vehicle with Power Steering</i>						
	Man.	12.99	>			Front	SK3025 z.20 L.501 ø94	SK3026 ø94 L.765 z.20
		<i>note: Vehicle without Power Steering</i>						
1.4 TDI 55 kW	Man.	09.00	>			Front	SK3020 z.36 L.471 ø108	SK3021 ø108 L.757 z.36
1.9 SDI 47 kW	Man.	12.99	>			Front	SK3018 z.36 L.501 ø94	SK3019 ø94 L.750 z.36
		<i>note: Vehicle with Power Steering</i>						
	Man.	12.99	>			Front	SK3025 z.20 L.501 ø94	SK3026 ø94 L.765 z.20
		<i>note: Vehicle without Power Steering</i>						
1.9 TDI 74 kW	Man.	09.00	>			Front	SK3020 z.36 L.471 ø108	SK3021 ø108 L.757 z.36
1.9 TDI RS 96 kW	Man.	06.03	>	>	6Y-3-849644	Front	SK3022 z.36 L.464 ø108	SK3023 ø108 L.774 z.36
	Man.	06.03	>	6Y-3-849645	>	Front	SK3024 z.36 L.464 ø108	SK3023 ø108 L.774 z.36

## FABIA II (6R\_)

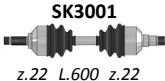

MODEL	GEARBOX	FROM	TO	CHASSIS	ABS	F/R	LEFT DRIVESHAFT	RIGHT DRIVESHAFT
1.2 44/51 kW	Man.	06.03	>			Front	SK3030 z.36 L.515 ø94	SK3031 ø94 L.765 z.36
1.6 TDI 66 kW	Man.	04.10	>			Front	SK3032 z.36 L.492 ø100	SK3033 ø100 L.785 z.36

## FAVORIT/FORMAN (781)

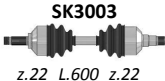





MODEL	GEARBOX	FROM	TO	CHASSIS	ABS	F/R	LEFT DRIVESHAFT	RIGHT DRIVESHAFT
1.3 42/44 kW	Man.	01.91	>			Front	SK3003 z.22 L.600 z.22	SK3004 z.22 L.868 z.22

# SKODA

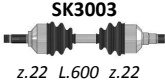



## FAVORIT/FORMAN (781)

MODEL	GEARBOX	FROM	TO	CHASSIS	ABS	F/R	LEFT DRIVESHAFT	RIGHT DRIVESHAFT
1.3 45 kW	Man.	06.89	> 12.90			Front	 z.22 L.600 z.22	 z.22 L.866 z.22




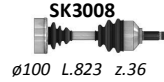
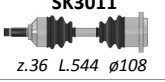
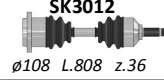
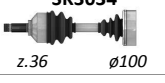

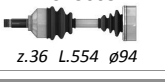

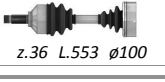
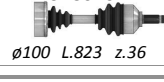
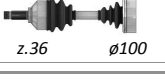
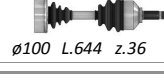


## FELICIA I (791)

MODEL	GEARBOX	FROM	TO	CHASSIS	ABS	F/R	LEFT DRIVESHAFT	RIGHT DRIVESHAFT
1.3 40/50 kW	Man.	10.94	> 03.98			Front	 z.22 L.600 z.22	 z.22 L.868 z.22
1.6 55 kW	Man.	06.97	> 03.98			Front	 z.22 L.600 z.22	 z.22 L.868 z.22
1.9 D 47 kW	Man.	10.95	> 06.01			Front	 z.22 L.600 z.22	 z.22 L.868 z.22



## FELICIA II (6U1)

MODEL	GEARBOX	FROM	TO	CHASSIS	ABS	F/R	LEFT DRIVESHAFT	RIGHT DRIVESHAFT
1.3 40/43/50 kW	Man.	04.98	> 06.01			Front	 z.22 L.600 z.22	 z.22 L.868 z.22
1.6 55 kW	Man.	04.98	> 06.01			Front	 z.22 L.600 z.22	 z.22 L.868 z.22

## OCTAVIA I (1U2)







MODEL	GEARBOX	FROM	TO	CHASSIS	ABS	F/R	LEFT DRIVESHAFT	RIGHT DRIVESHAFT
1.6 55 kW	Man.	09.96	> 09.00			Front	 z.36 L.554 ø94	 ø94 L.822 z.36
1.8 92 kW	Man.	09.96	>			Front	 z.36 L.553 ø100	 ø100 L.823 z.36
1.8 T 110 kW	Man.	07.98	>			Front	 z.36 L.544 ø108	 ø108 L.808 z.36
1.8 T 4Motion 110 kW	Man.	07.98	>			Front	 z.36 ø100	 ø100 L.644 z.36
1.9 SDI 50 kW	Man.	06.97	>			Front	 z.36 L.554 ø94	 ø94 L.822 z.36
1.9 TDI 66/81 kW	Man.	09.96	>			Front	 z.36 L.553 ø100	 ø100 L.823 z.36
1.9 TDI 4Motion 66 kW	Man.	09.96	>			Front	 z.36 ø100	 ø100 L.644 z.36
2.0 4Motion 85 kW	Man.	06.97	>			Front	 z.36 ø100	 ø100 L.644 z.36

## OCTAVIA II (1Z3)

MODEL	GEARBOX	FROM	TO	CHASSIS	ABS	F/R	LEFT DRIVESHAFT	RIGHT DRIVESHAFT
1.6 75 kW	Man.	06.04	>			Front	 z.36 L.544 ø100	 ø100 L.798 z.36

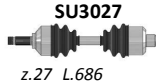
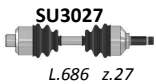
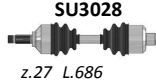
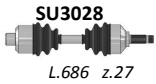
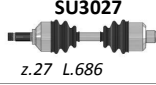
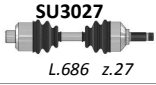
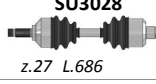
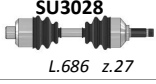

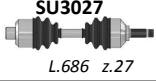

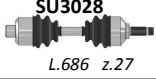

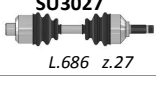
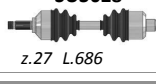
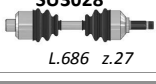

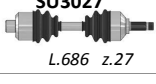



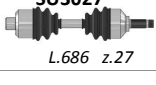
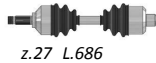

# SKODA

## OCTAVIA II (1Z3)


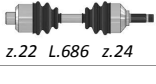










MODEL	GEARBOX	FROM	TO	CHASSIS	ABS	F/R	LEFT DRIVESHAFT	RIGHT DRIVESHAFT
1.9 TDI 77 kW	Man.	06.04	>			Front	 SK3036 z.36 L.521 ø100	 SK3037 ø100 L.813 z.36
2.0 TDI 100/103/125 kW	Man.	06.04	>			Front	 SK3028 z.36 L.488 ø108	 SK3029 ø108 L.795 z.36
	Aut.	06.04	>			Front	 SK3040 z.36 L.478 ø120	 SK3041 ø120 L.758 z.36

# SUBARU

## IMPREZA (GC/GFC)

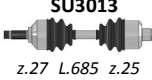
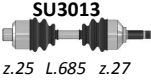
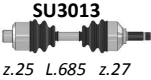

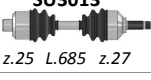

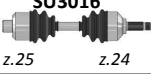


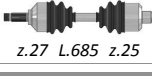
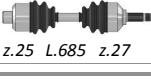
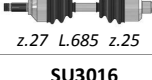





MODEL	GEARBOX	FROM	TO	CHASSIS	ABS	F/R	LEFT DRIVESHAFT	RIGHT DRIVESHAFT
1.6 70 kW	Man.	01.89	> 09.95			Front	 SU3027 z.27 L.686	 SU3027 L.686 z.27
	Man.	10.95	>			Front	 SU3028 z.27 L.686	 SU3028 L.686 z.27
	Aut.	01.89	> 09.95			Front	 SU3027 z.27 L.686	 SU3027 L.686 z.27
	Aut.	10.95	>			Front	 SU3028 z.27 L.686	 SU3028 L.686 z.27
1.8 4WD 76 kW	Man.	01.89	> 09.95			Front	 SU3027 z.27 L.686	 SU3027 L.686 z.27
	Man.	10.95	>			Front	 SU3028 z.27 L.686	 SU3028 L.686 z.27
	Aut.	01.89	> 09.95			Front	 SU3027 z.27 L.686	 SU3027 L.686 z.27
	Aut.	10.95	>			Front	 SU3028 z.27 L.686	 SU3028 L.686 z.27
2.0 4WD 85 kW	Man.	01.89	> 09.95			Front	 SU3027 z.27 L.686	 SU3027 L.686 z.27
	Man.	10.95	>			Front	 SU3028 z.27 L.686	 SU3028 L.686 z.27
2.0 T 4WD 155 kW	Man.	01.89	> 09.95			Front	 SU3027 z.27 L.686	 SU3027 L.686 z.27
	Man.	10.95	>			Front	 SU3028 z.27 L.686	 SU3028 L.686 z.27

## JUSTY (KAD)

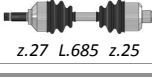
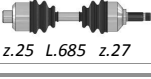


MODEL	GEARBOX	FROM	TO	CHASSIS	ABS	F/R	LEFT DRIVESHAFT	RIGHT DRIVESHAFT
1.0 4X4 37/41 kW	Man.	11.84	> 12.88			Front	 SU3001 z.24 L.686 z.22	 SU3001 z.22 L.686 z.24
	Man.	01.89	> 12.89			Front	 SU3024 z.27 L.578	 SU3025 L.695 z.27
	Man.	01.90	> 10.95			Front	 SU3024 z.27 L.578	 SU3024 L.578 z.27
1.2 4X4 49 kW	Man.	11.84	> 12.88			Front	 SU3001 z.24 L.686 z.22	 SU3001 z.22 L.686 z.24
1.2 4X4 50 kW	Man.	01.89	> 12.89			Front	 SU3024 z.27 L.578	 SU3030 L.695 z.27
1.2 4X4 55 kW	Man.	01.90	> 10.95			Front	 SU3024 z.27 L.578	 SU3024 L.578 z.27

# SUBARU

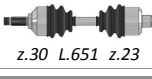



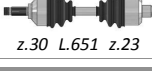





## LEGACY I (BC)

MODEL	GEARBOX	FROM	TO	CHASSIS	ABS	F/R	LEFT DRIVESHAFT	RIGHT DRIVESHAFT
1.8 76 kW	Man.	01.89	> 03.94			Front	 z.27 L.685 z.25	 z.25 L.685 z.27
	Aut.	01.89	> 03.94			Front	 z.27 L.685 z.25	 z.25 L.685 z.27
1.8 4X4 76 kW	Man.	01.89	> 03.94			Front	 z.27 L.685 z.25	 z.25 L.685 z.27
	Man.	01.89	> 03.94			Rear	 z.24 z.25	 z.25 z.24
2.0 85 kW	Man.	01.89	> 03.94			Front	 z.27 L.689 z.25	 z.25 L.689 z.27
	Aut.	01.89	> 03.94			Front	 z.27 L.685 z.25	 z.25 L.685 z.27
2.0 4X4 85 kW	Man.	01.89	> 03.94			Front	 z.27 L.685 z.25	 z.25 L.685 z.27
	Man.	01.89	> 03.94			Rear	 z.24 z.25	 z.25 z.24
2.2 4X4 94 kW	Man.	01.89	> 03.94			Front	 z.27 L.685 z.25	 z.25 L.685 z.27
	Man.	01.89	> 03.94			Rear	 z.24 z.25	 z.25 z.24

## LEGACY II (BD,BG)

MODEL	GEARBOX	FROM	TO	CHASSIS	ABS	F/R	LEFT DRIVESHAFT	RIGHT DRIVESHAFT
1.8 AWD 76 kW	Man.	04.94	> 03.99			Front	 z.27 L.685 z.25	 z.25 L.685 z.27
2.0 AWD 85 kW	Man.	04.94	> 03.99			Front	 z.27 L.685 z.25	 z.25 L.685 z.27

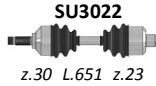
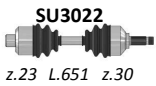
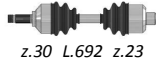




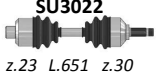
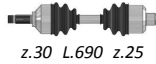

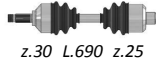

## LEONE (AB)

MODEL	GEARBOX	FROM	TO	CHASSIS	ABS	F/R	LEFT DRIVESHAFT	RIGHT DRIVESHAFT
1.3 45/48 kW	Man.	12.80	> 10.86			Front	 z.30 L.651 z.23	 z.23 L.651 z.30
1.6 55/63 kW	Man.	01.77	> 03.79			Front	 z.30 L.624 z.23	 z.23 L.624 z.30
	Man.	04.79	> 11.86			Front	 z.30 L.651 z.23	 z.23 L.651 z.30
1.6 4X4 55/63 kW	Man.	03.79	> 01.84			Front	 z.30 L.651 z.23	 z.23 L.651 z.30
	Aut.	01.84	> 11.86			Front	 z.30 L.651 z.23	 z.23 L.651 z.30

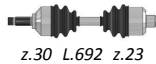

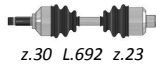

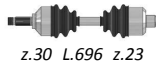

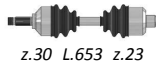

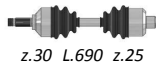

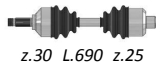





# SUBARU

## LEONE (AB)

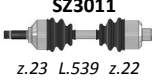

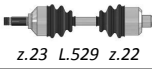
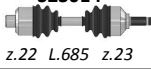


MODEL	GEARBOX	FROM	TO	CHASSIS	ABS	F/R	LEFT DRIVESHAFT	RIGHT DRIVESHAFT
1.8 59/60 kW	Man.	01.81	> 10.86			Front	 SU3022 z.30 L.651 z.23	 SU3022 z.23 L.651 z.30
1.8 4X2 59/60 kW	Man.	01.84	> 10.86			Front	 SU3009 z.30 L.692 z.23	 SU3009 z.23 L.692 z.30
1.8 4X4 59/60 kW	Man.	03.79	> 01.84			Front	 SU3026	 SU3026
	Aut.	01.81	> 04.85			Front	 SU3022 z.30 L.651 z.23	 SU3022 z.23 L.651 z.30
1.8 T 66/100 kW	Man.	01.85	> 01.88			Front	 SU3008 z.30 L.690 z.25	 SU3008 z.25 L.690 z.30
1.8 T 4X4 66/100 kW	Man.	01.85	> 01.88			Front	 SU3008 z.30 L.690 z.25	 SU3008 z.25 L.690 z.30

## LEONE II


MODEL	GEARBOX	FROM	TO	CHASSIS	ABS	F/R	LEFT DRIVESHAFT	RIGHT DRIVESHAFT
1.3 45/48 kW	Man.	12.84	> 11.86			Front	 SU3009 z.30 L.692 z.23	 SU3009 z.23 L.692 z.30
1.6 55/63 kW	Man.	12.84	> 11.92			Front	 SU3009 z.30 L.692 z.23	 SU3009 z.23 L.692 z.30
1.6 4X4 55/63 kW	Man.	12.84	> 11.92			Front	 SU3029 z.30 L.696 z.23	 SU3029 z.23 L.696 z.30
1.8 4X4 66/100 kW	Man.	12.84	> 11.92			Front	 SU3023 z.30 L.653 z.23	 SU3023 z.23 L.653 z.30
1.8 T 66/100 kW	Man.	12.84	> 11.88			Front	 SU3008 z.30 L.690 z.25	 SU3008 z.25 L.690 z.30
1.8 T 4X4 66/100 kW	Man.	02.85	> 11.88			Front	 SU3008 z.30 L.690 z.25	 SU3008 z.25 L.690 z.30
	Aut.	02.85	> 11.88			Front	 SU3023 z.30 L.653 z.23	 SU3023 z.23 L.653 z.30

# SUZUKI


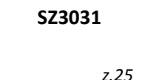
## ALTO II (EC)

MODEL	GEARBOX	FROM	TO	CHASSIS	ABS	F/R	LEFT DRIVESHAFT	RIGHT DRIVESHAFT
0.8 27/29 kW	Man.	01.85	> 01.92			Front	 z.23 L.539 z.22	 z.22 L.692 z.23
								note: Eng. F8A
	Man.	01.86	> 09.93			Front	 z.23 L.529 z.22	 z.22 L.685 z.23
								note: Eng. F8B
	Man.	02.88	>			Front	 z.23 L.540 z.20	 z.20 L.702 z.23
								note: Eng. F5A





## ALTO III (EF)

MODEL	GEARBOX	FROM	TO	CHASSIS	ABS	F/R	LEFT DRIVESHAFT	RIGHT DRIVESHAFT
1.0 39 kW	Man.	09.94	> 06.02			Front	 z.23 L.588 z.22	 z.22 L.822 z.23


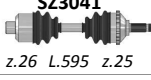


## BALENO (EG)

MODEL	GEARBOX	FROM	TO	CHASSIS	ABS	F/R	LEFT DRIVESHAFT	RIGHT DRIVESHAFT
1.8 GT 89 kW	Man.	03.96	>			Front	 z.25	 z.25

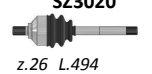

## GRAND VITARA (FT,GT)

MODEL	GEARBOX	FROM	TO	CHASSIS	ABS	F/R	LEFT DRIVESHAFT	RIGHT DRIVESHAFT
1.6 69 kW	Man.	03.98	> 07.03			Front	 z.25 L.612 z.26	 z.26 L.595 z.25
2.0 94 kW	Man.	03.98	> 07.03			Front	 z.25 L.612 z.26	 z.26 L.595 z.25

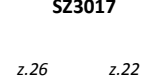
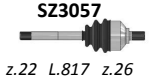
## LIANA (ER)

MODEL	GEARBOX	FROM	TO	CHASSIS	ABS	F/R	LEFT DRIVESHAFT	RIGHT DRIVESHAFT
1.3 16v 66 kW	Man.	03.02	>		teeth 42	Front	 z.25 L.612 z.26	 z.26 L.595 z.25
1.6 16v 76 kW	Man.	03.02	>		teeth 42	Front	 z.25 L.612 z.26	 z.26 L.595 z.25



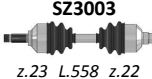
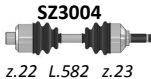
## SAMURAI (SJ413)

MODEL	GEARBOX	FROM	TO	CHASSIS	ABS	F/R	LEFT DRIVESHAFT	RIGHT DRIVESHAFT
1.3 44/47 kW	Man.	01.85	> 12.93			Front	 z.26 L.494	 L.865 z.26

## SANTANA (SJ410)





MODEL	GEARBOX	FROM	TO	CHASSIS	ABS	F/R	LEFT DRIVESHAFT	RIGHT DRIVESHAFT
1.0 30/33 kW	Man.	03.82	> 01.91			Front	 z.26 z.22	 z.22 L.817 z.26

## SWIFT I (AA)







MODEL	GEARBOX	FROM	TO	CHASSIS	ABS	F/R	LEFT DRIVESHAFT	RIGHT DRIVESHAFT
1.0 37 kW	Man.	12.83	> 12.88			Front	 z.23 L.558 z.22	 z.22 L.582 z.23
1.3 44/74 kW	Man.	11.84	> 12.88			Front	 z.23 L.558 z.22	 z.22 L.582 z.23

# SUZUKI




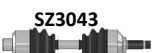
## SWIFT II

MODEL	GEARBOX	FROM	TO	CHASSIS	ABS	F/R	LEFT DRIVESHAFT	RIGHT DRIVESHAFT
1.0 i 39 kW	Man.	01.91	> 01.01			Front	 SZ3060	 SZ3061
1.3 4WD 50 kW	Man.	01.95	>			Front	 SZ3024 z.23 L.573 z.26	 SZ3025 z.26 L.567 z.23








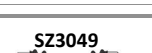
## SWIFT II (AH/AJ/EA)

MODEL	GEARBOX	FROM	TO	CHASSIS	ABS	F/R	LEFT DRIVESHAFT	RIGHT DRIVESHAFT
1.3 51 kW	Man.	01.89	> 09.96			Front	 SZ3001 z.23 L.608 z.22	 SZ3002 z.22 L.589 z.23
1.6 70 kW	Man.	11.89	> 12.91			Front	 SZ3026 z.23	 SZ3027 z.23
1.6 i 16V 68 kW	Man.	01.90	>			Front	 SZ3005 z.25 L.596 z.22	 SZ3006 z.22 L.580 z.25



## SX4

MODEL	GEARBOX	FROM	TO	CHASSIS	ABS	F/R	LEFT DRIVESHAFT	RIGHT DRIVESHAFT
1.6 16v 79 kW	Man.	06.06	>			Front	 SZ3075 z.28 L.613 z.26	 SZ3076 z.26 L.698 z.28
1.9 DDIS 88 kW	Man.	06.06	>			Front	 SZ3042 z.28 L.597 z.28	 SZ3043 z.26 L.694 z.28

## VITARA (ET/TA)

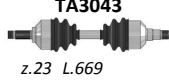

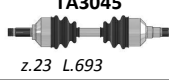

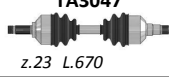



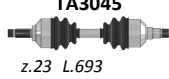

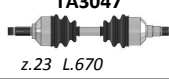

MODEL	GEARBOX	FROM	TO	CHASSIS	ABS	F/R	LEFT DRIVESHAFT	RIGHT DRIVESHAFT
1.6 4x4 60 kW	Man.	03.95	>			Front	 SZ3018 z.26 L.491 ø30	 SZ3019 z.26 L.600 z.26
1.6 4x4 71 kW	Man.	12.96	> 03.98			Front	 SZ3048 z.26 L.491 ø30	 SZ3049 z.26 L.600 z.26
1.9 D	Man.	09.88	>			Front	 SZ3009 z.26 L.491 ø30	 SZ3010 z.22 L.597 z.26
1.9 D 4x4 55 kW	Man.	08.96	> 03.98			Front	 SZ3048 z.26 L.491 ø30	 SZ3049 z.26 L.600 z.26

## VITARA (TD)





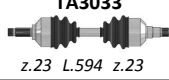
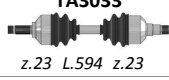





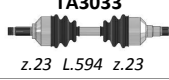

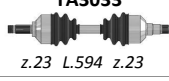
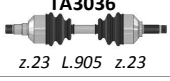



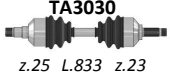
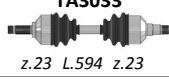



MODEL	GEARBOX	FROM	TO	CHASSIS	ABS	F/R	LEFT DRIVESHAFT	RIGHT DRIVESHAFT
2.0 i V6 100 kW	Man.	11.95	> 06.98			Front	 SZ3022 z.26	 SZ3023 z.26

# TALBOT

## BAGHEERA



















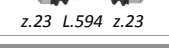
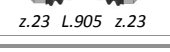


MODEL	GEARBOX	FROM	TO	CHASSIS	ABS	F/R	LEFT DRIVESHAFT	RIGHT DRIVESHAFT
1.3 60/62 kW	Man.	>	07.73			Front	 z.23 L.669	 L.831 z.23
	Man.	08.73	> 07.77			Front	 z.23 L.693	 L.863 z.23
	Man.	08.77	>			Front	 z.23 L.670	 L.841 z.23
1.5	Man.	>	07.73			Front	 z.23 L.669	 L.831 z.23
	Man.	08.73	> 07.77			Front	 z.23 L.693	 L.863 z.23
	Man.	08.77	>			Front	 z.23 L.670	 L.841 z.23

## HORIZON





MODEL	GEARBOX	FROM	TO	CHASSIS	ABS	F/R	LEFT DRIVESHAFT	RIGHT DRIVESHAFT
1.1	Man. BE1	09.81	>			Front	 z.23 L.664 z.23	 z.24 L.894 z.23
	Man.	>	08.82			Front	 z.23 L.664 z.25	 z.25 L.833 z.23
	Aut.	>	09.79			Front	 z.23 L.594 z.23	 z.23 L.904 z.23
	Aut.	10.79	>			Front	 z.23 L.594 z.23	 z.23 L.905 z.23
1.3	Man. BE1	09.81	>			Front	 z.23 L.664 z.23	 z.24 L.894 z.23
	Man.	>	08.82			Front	 z.23 L.664 z.25	 z.25 L.833 z.23
	Aut.	>	09.79			Front	 z.23 L.594 z.23	 z.23 L.904 z.23
	Aut.	10.79	>			Front	 z.23 L.594 z.23	 z.23 L.905 z.23
1.4	Man. BE1	09.81	>			Front	 z.23 L.664 z.23	 z.24 L.894 z.23
	Man.	>	08.82			Front	 z.23 L.664 z.25	 z.25 L.833 z.23
	Aut.	>	09.79			Front	 z.23 L.594 z.23	 z.23 L.904 z.23
	Aut.	10.79	>			Front	 z.23 L.594 z.23	 z.23 L.905 z.23

# TALBOT







## HORIZON

MODEL	GEARBOX	FROM	TO	CHASSIS	ABS	F/R	LEFT DRIVESHAFT	RIGHT DRIVESHAFT
1.5 61 kW	Man. BE1	09.81	>			Front	 TA3031	 TA3032 z.24 L.894 z.23
	Man.		> 08.82			Front	 TA3029 z.23 L.664 z.25	 TA3030 z.25 L.833 z.23
	Aut.		> 09.79			Front	 TA3033 z.23 L.594 z.23	 TA3034 z.23 L.904 z.23
	Aut.	10.79	>			Front	 TA3033 z.23 L.594 z.23	 TA3036 z.23 L.905 z.23
1.6 64/66 kW	Man. BE1	09.81	>			Front	 TA3031	 TA3032 z.24 L.894 z.23
	Man.		> 08.82			Front	 TA3029 z.23 L.664 z.25	 TA3030 z.25 L.833 z.23
	Aut.		> 09.79			Front	 TA3033 z.23 L.594 z.23	 TA3034 z.23 L.904 z.23
	Aut.	10.79	>			Front	 TA3033 z.23 L.594 z.23	 TA3036 z.23 L.905 z.23
1.9	Aut.		> 09.79			Front	 TA3033 z.23 L.594 z.23	 TA3034 z.23 L.904 z.23
	Aut.	10.79	>			Front	 TA3033 z.23 L.594 z.23	 TA3036 z.23 L.905 z.23
1.9 D	Man. BE1	07.84	> 06.86			Front	 TA3037 z.23 L.601 z.24	 TA3038 z.24 L.903 z.23

## MURENA


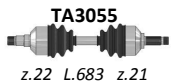
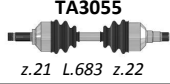
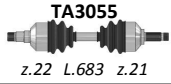
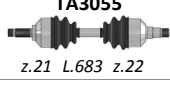
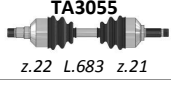
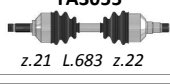
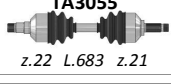


MODEL	GEARBOX	FROM	TO	CHASSIS	ABS	F/R	LEFT DRIVESHAFT	RIGHT DRIVESHAFT
1.6 65 kW	Man.	08.80	>			Front	 TA3051 z.27 L.583 z.25	 TA3052 z.25 L.943 z.27
2.2	Man.	08.80	>			Front	 TA3053 z.27 L.545 z.25	 TA3054 z.25 L.1005 z.27

## RANCHO

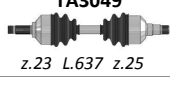
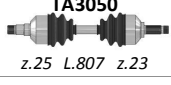




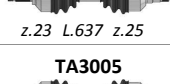





MODEL	GEARBOX	FROM	TO	CHASSIS	ABS	F/R	LEFT DRIVESHAFT	RIGHT DRIVESHAFT
1.4	Man.		> 07.73			Front	 TA3049 z.23 L.637 z.25	 TA3050 z.25 L.807 z.23
	Man.	08.73	> 07.77			Front	 TA3005 z.23 L.641 z.25	 TA3006 z.25 L.811 z.23
	Man.	08.77	>			Front	 TA3007 z.23 L.642 z.25	 TA3008 z.25 L.810 z.23

# TALBOT


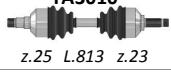
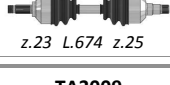
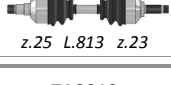


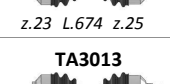

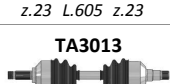



## SAMBA

MODEL	GEARBOX	FROM	TO	CHASSIS	ABS	F/R	LEFT DRIVESHAFT	RIGHT DRIVESHAFT
1.0	Man.	10.81	> 01.86			Front	 z.21 L.683 z.22	 z.22 L.683 z.21
1.1 37 kW	Man.	10.81	> 01.86			Front	 z.21 L.683 z.22	 z.22 L.683 z.21
1.2 Rally	Man.	10.81	> 01.86			Front	 z.21 L.683 z.22	 z.22 L.683 z.21
1.3	Man.	10.81	> 01.86			Front	 z.21 L.683 z.22	 z.22 L.683 z.21
1.4	Man.	01.82	> 01.86			Front	 z.21 L.684 z.22	 z.22 L.684 z.21

## SIMCA 1100

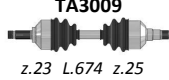

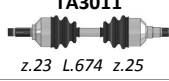
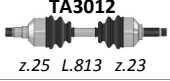
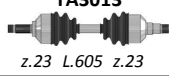

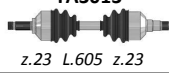
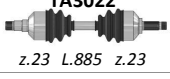


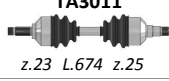
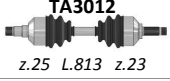




MODEL	GEARBOX	FROM	TO	CHASSIS	ABS	F/R	LEFT DRIVESHAFT	RIGHT DRIVESHAFT
1.1 43/44 kW	Man.		> 07.73			Front	 z.23 L.637 z.25	 z.25 L.807 z.23
	Man.	08.73	> 07.77			Front	 z.23 L.641 z.25	 z.25 L.811 z.23
	Man.	08.77	>			Front	 z.23 L.642 z.25	 z.25 L.810 z.23
1.3 TI 60 kW	Man.		> 07.73			Front	 z.23 L.637 z.25	 z.25 L.807 z.23
	Man.	08.73	> 07.77			Front	 z.23 L.641 z.25	 z.25 L.811 z.23
	Man.	08.77	>			Front	 z.23 L.642 z.25	 z.25 L.810 z.23

## SIMCA 1300

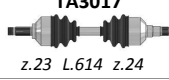
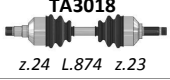
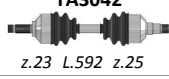


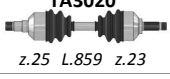
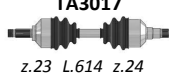



MODEL	GEARBOX	FROM	TO	CHASSIS	ABS	F/R	LEFT DRIVESHAFT	RIGHT DRIVESHAFT
1.4 51/63 kW	Man.		> 07.77			Front	 z.23 L.674 z.25	 z.25 L.813 z.23
	Man.	08.77	> 07.82			Front	 z.23 L.674 z.25	 z.25 L.813 z.23
1.6 65 kW	Man.		> 07.77			Front	 z.23 L.674 z.25	 z.25 L.813 z.23
	Man.	08.77	> 07.82			Front	 z.23 L.674 z.25	 z.25 L.813 z.23
	Aut.		> 09.79			Front	 z.23 L.605 z.23	 z.23 L.887 z.23
	Aut.	10.79	>			Front	 z.23 L.605 z.23	 z.23 L.885 z.23

# TALBOT



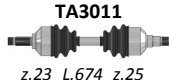





## SIMCA 1500

MODEL	GEARBOX	FROM	TO	CHASSIS	ABS	F/R	LEFT DRIVESHAFT	RIGHT DRIVESHAFT
1.4 55/63 kW	Man.	>	07.77			Front	 z.23 L.674 z.25	 z.25 L.813 z.23
	Man.	08.77	> 07.82			Front	 z.23 L.674 z.25	 z.25 L.813 z.23
	Aut.	>	09.79			Front	 z.23 L.605 z.23	 z.23 L.887 z.23
	Aut.	10.79	>			Front	 z.23 L.605 z.23	 z.23 L.885 z.23
1.6 65 kW	Man.	>	07.77			Front	 z.23 L.674 z.25	 z.25 L.813 z.23
	Man.	08.77	> 07.82			Front	 z.23 L.674 z.25	 z.25 L.813 z.23
	Aut.	>	09.79			Front	 z.23 L.605 z.23	 z.23 L.887 z.23
	Aut.	10.79	>			Front	 z.23 L.605 z.23	 z.23 L.885 z.23

## SIMCA 1500 (4/5 SP.)

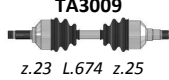

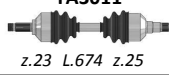

MODEL	GEARBOX	FROM	TO	CHASSIS	ABS	F/R	LEFT DRIVESHAFT	RIGHT DRIVESHAFT
1.4 55/63 kW	Man. BE1	08.82	>			Front	 z.23 L.614 z.24	 z.24 L.874 z.23
	Man. 429	08.80	> 09.83			Front	 z.23 L.592 z.25	 z.25 L.859 z.23
	Man. 429	08.80	> 09.83			Front	 z.23 L.591 z.25	 z.25 L.859 z.23
1.6 65 kW	Man. BE1	08.82	>			Front	 z.23 L.614 z.24	 z.24 L.874 z.23
	Man. 429	08.80	> 09.83			Front	 z.23 L.591 z.25	 z.25 L.859 z.23

## SOLARA

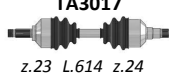

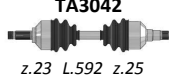

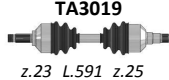
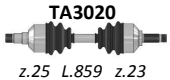












MODEL	GEARBOX	FROM	TO	CHASSIS	ABS	F/R	LEFT DRIVESHAFT	RIGHT DRIVESHAFT
1.3 51 kW	Man.	>	07.77			Front	 z.23 L.674 z.25	 z.25 L.813 z.23
	Man.	08.77	> 07.82			Front	 z.23 L.674 z.25	 z.25 L.813 z.23
1.5	Man.	>	07.77			Front	 z.23 L.674 z.25	 z.25 L.813 z.23
	Man.	08.77	> 07.82			Front	 z.23 L.674 z.25	 z.25 L.813 z.23

# TALBOT

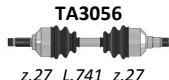





## SOLARA

MODEL	GEARBOX	FROM	TO	CHASSIS	ABS	F/R	LEFT DRIVESHAFT	RIGHT DRIVESHAFT
1.6 54/65 kW	Man.	>	07.77			Front	 z.23 L.674 z.25	 z.25 L.813 z.23
	Man.	08.77	> 07.82			Front	 z.23 L.674 z.25	 z.25 L.813 z.23

## SOLARA (4/5 SP.)

MODEL	GEARBOX	FROM	TO	CHASSIS	ABS	F/R	LEFT DRIVESHAFT	RIGHT DRIVESHAFT
1.3 51 kW	Man. BE1	08.82	>			Front	 z.23 L.614 z.24	 z.24 L.874 z.23
1.3 (w/clip) 51 kW	Man. 429	08.80	> 09.83			Front	 z.23 L.592 z.25	
	note: With Clip							
1.3 (wo/clip) 51 kW	Man. 429	08.80	> 09.83			Front	 z.23 L.591 z.25	 z.25 L.859 z.23
	note: Without Clip							
1.5	Man. BE1	08.82	>			Front	 z.23 L.614 z.24	 z.24 L.874 z.23
1.5 (w/clip)	Man. 429	08.80	> 09.83			Front	 z.23 L.592 z.25	
	note: With Clip							
1.5 (wo/clip)	Man. 429	08.80	> 09.83			Front	 z.23 L.591 z.25	 z.25 L.859 z.23
	note: Without Clip							
1.6 54/65 kW	Man. BE1	08.82	>			Front	 z.23 L.614 z.24	 z.24 L.874 z.23
1.6 (w/clip) 54/65 kW	Man. 429	08.80	> 09.83			Front	 z.23 L.592 z.25	
	note: With Clip							
1.6 (wo/clip) 54/65 kW	Man. 429	08.80	> 09.83			Front	 z.23 L.591 z.25	 z.25 L.859 z.23
	note: Without Clip							

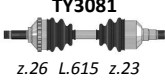
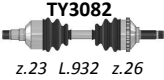
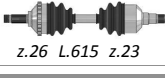



## TAGORA

MODEL	GEARBOX	FROM	TO	CHASSIS	ABS	F/R	LEFT DRIVESHAFT	RIGHT DRIVESHAFT
2.1 85 kW	Man.	06.80	> 12.83			Front	 z.27 L.741 z.27	 z.27 L.741 z.27
2.3 TD 59 kW	Man.	08.81	> 12.87			Front	 z.27 L.741 z.27	 z.27 L.741 z.27
2.6 122 kW	Man.	08.81	> 10.83			Front	 z.27 L.741 z.27	 z.27 L.741 z.27

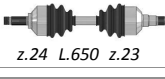





# TOYOTA


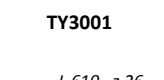
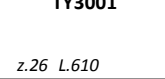
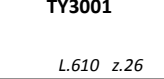



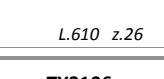
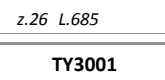
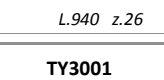
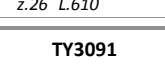
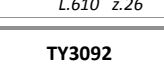


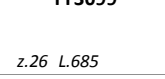
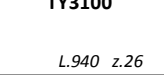
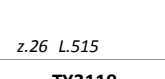
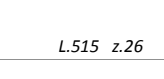
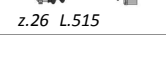
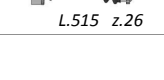


## AVENSIS I (T22)

MODEL	GEARBOX	FROM	TO	CHASSIS	ABS	F/R	LEFT DRIVESHAFT	RIGHT DRIVESHAFT
1.6 74/81 kW	Man.	09.97	> 02.03		teeth 48	Front	 TY3081 z.26 L.615 z.23	 TY3082 z.23 L.932 z.26
1.8 81 kW	Man.	09.97	> 02.03		teeth 48	Front	 TY3081 z.26 L.615 z.23	 TY3082 z.23 L.932 z.26
2.0 TD 66 kW	Man.	09.97	> 06.98		teeth 48	Front	 TY3079 z.26 L.633 z.20	 TY3080 z.20 L.919 z.26

## AYGO

MODEL	GEARBOX	FROM	TO	CHASSIS	ABS	F/R	LEFT DRIVESHAFT	RIGHT DRIVESHAFT
1.0 50 kW	Man.	07.05	>			Front	 TY3135 z.24 L.650 z.23	 TY3136 z.23 L.840 z.24
1.4 D-4D 40 kW	Man.	07.05	>			Front	 TY3137 z.24 L.593 z.23	 TY3138 z.23 L.897 z.24

## CAMRY













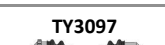
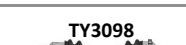
MODEL	GEARBOX	FROM	TO	CHASSIS	ABS	F/R	LEFT DRIVESHAFT	RIGHT DRIVESHAFT
1.8	Man.	01.83	> 11.86			Front	 TY3001 z.26 L.610	 TY3001 L.610 z.26
1.8 TD 54 kW	Man.	11.85	> 11.86			Front	 TY3001 z.26 L.610	 TY3001 L.610 z.26
2.0 73 kW	Man.	01.84	> 11.84			Front	 TY3001 z.26 L.610	 TY3001 L.610 z.26
2.0 16V 89/98 kW	Man.	05.87	> 08.91			Front	 TY3001 z.26 L.610	 TY3001 L.610 z.26
2.0 Gli 94 kW	Man. <i>note: Japan Market</i>	01.89	> 02.91			Front	 TY3105 z.26 L.685	 TY3106 L.940 z.26
2.0 TD 62/63 kW	Man.	11.85	> 08.91			Front	 TY3001 z.26 L.610	 TY3001 L.610 z.26
2.2 100 kW	Man. <i>note: USA Market</i>	06.91	> 08.96			Front	 TY3091 z.26	 TY3092 z.26
	Man. <i>note: Japan Market</i>	09.91	> 08.96			Front	 TY3105 z.26 L.685	 TY3106 L.940 z.26
	Man. <i>note: Japan Market</i>	09.91	> 08.96		teeth 48	Front	 TY3099 z.26 L.685	 TY3100 L.940 z.26
2.5 V6 118 kW	Man. <i>note: Japan Market</i>	01.88	> 12.91			Front	 TY3120 z.26 L.515	 TY3120 L.515 z.26
	Man. <i>note: Japan Market</i>	01.88	> 12.91		teeth 48	Front	 TY3119 z.26 L.515	 TY3119 L.515 z.26

# TOYOTA









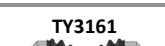
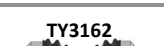
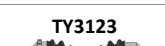

## CAMRY

MODEL	GEARBOX	FROM	TO	CHASSIS	ABS	F/R	LEFT DRIVESHAFT	RIGHT DRIVESHAFT	
3.0 V6 138 kW	Man.	06.91	> 08.96		teeth 48	Front	TY3103  z.30	TY3104  z.30	
	<i>note: Japan Market</i>								
	Man.	06.91	> 08.96		teeth 48	Front	TY3093  z.30 L.559	TY3093  L.559 z.30	
	<i>note: USA Market</i>								

## CARINA

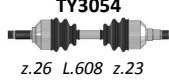
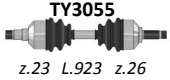
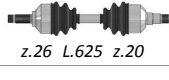
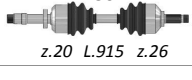
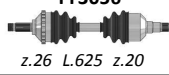
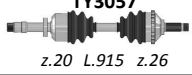
MODEL	GEARBOX	FROM	TO	CHASSIS	ABS	F/R	LEFT DRIVESHAFT	RIGHT DRIVESHAFT
1.6 66/85 kW	Man.	01.84	> 03.88			Front	TY3052  z.26 L.525	TY3053  L.495 z.26
	Man.	04.88	> 03.92			Front	TY3054  z.26 L.608 z.23	TY3055  z.23 L.923 z.26
1.6 16V 78 kW	Man.	10.95	> 09.97			Front	TY3097  z.26	TY3098  z.26
1.8 79 kW	Man.	01.95	> 09.97			Front	TY3097  z.26	TY3098  z.26
2.0 89/98 kW	Man.	03.88	> 03.92			Front	TY3016  z.26 L.625 z.20	TY3017  z.20 L.915 z.26
	Man.	03.88	> 03.92		teeth 48	Front	TY3056  z.26 L.625 z.20	TY3057  z.20 L.915 z.26
2.0 93 kW	Man.	03.94	> 09.97			Front	TY3097  z.26	TY3098  z.26
2.0 D 51/54 kW	Man.	02.84	> 03.88			Front	TY3022  z.26 L.498	TY3023  L.773 z.26
	Man.	04.88	> 12.90			Front	TY3058  z.26 L.510	TY3059  L.796 z.26

## CARINA E (\_T19\_)

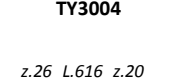
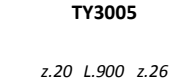


MODEL	GEARBOX	FROM	TO	CHASSIS	ABS	F/R	LEFT DRIVESHAFT	RIGHT DRIVESHAFT
1.6 73/85 kW	Man.	12.93	> 09.97			Front	TY3161  z.26 L.619 z.23	TY3162  z.23 L.933 z.26
	Man.	12.93	> 09.97		teeth 48	Front	TY3123  z.26 L.619 z.23	TY3124  z.23 L.933 z.26
1.6 16V 78 kW	Man.	10.95	> 09.97			Front	TY3161  z.26 L.619 z.23	TY3162  z.23 L.933 z.26
	Man.	10.95	> 09.97		teeth 48	Front	TY3123  z.26 L.619 z.23	TY3124  z.23 L.933 z.26
1.8 79 kW	Man.	01.95	> 09.97			Front	TY3161  z.26 L.619 z.23	TY3162  z.23 L.933 z.26
	Man.	01.95	> 09.97		teeth 48	Front	TY3123  z.26 L.619 z.23	TY3124  z.23 L.933 z.26

# TOYOTA

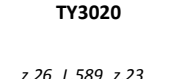


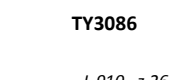
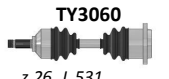


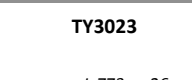
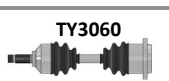



## CELICA III (\_T16\_)

MODEL	GEARBOX	FROM	TO	CHASSIS	ABS	F/R	LEFT DRIVESHAFT	RIGHT DRIVESHAFT
1.6 i 16V	Man.	01.86	> 12.89			Front	 z.26 L.608 z.23	 z.23 L.923 z.26
2.0 i 16V 115/129 kW	Man.	01.86	> 11.89			Front	 z.26 L.625 z.20	 z.20 L.915 z.26
	Man.	01.86	> 11.89		teeth 48	Front	 z.26 L.625 z.20	 z.20 L.915 z.26


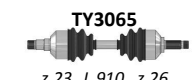



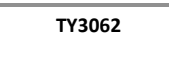

## CELICA IV (\_T18\_)

MODEL	GEARBOX	FROM	TO	CHASSIS	ABS	F/R	LEFT DRIVESHAFT	RIGHT DRIVESHAFT
2.0 i 16V 115/129 kW	Man.	01.90	> 01.91			Front	 z.26 L.616 z.20	 z.20 L.900 z.26
	Man.	02.91	> 03.94			Front	 z.26 L.510	 L.923 z.26

## COROLLA III (\_E8\_)

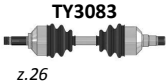
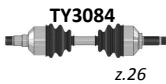

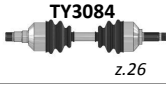
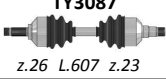
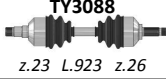


MODEL	GEARBOX	FROM	TO	CHASSIS	ABS	F/R	LEFT DRIVESHAFT	RIGHT DRIVESHAFT
1.3 55 kW	Man.	07.83	> 09.91			Front	 z.26 L.589 z.23	 z.23 L.850 z.26
	Man.	07.83	> 09.91			Front	 z.26 L.595	 L.910 z.26
1.6	Man.	07.83	> 10.87			Front	 z.26 L.531	 L.777 z.26
1.6 i 16V 85 kW	Man.	07.83	> 10.87			Front	 z.26 L.498	 L.773 z.26
1.6 i 16V 92 kW	Man.	01.84	> 10.87			Front	 z.26 L.531	 L.777 z.26
1.8 D 47 kW	Man.	07.83	> 10.87			Front	 z.26 L.498	 L.773 z.26

## COROLLA IV (\_E9\_)

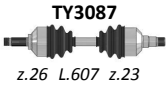
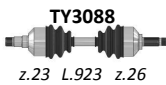


MODEL	GEARBOX	FROM	TO	CHASSIS	ABS	F/R	LEFT DRIVESHAFT	RIGHT DRIVESHAFT
1.3 53/55 kW	Aut.	11.87	> 08.92			Front	 z.26 L.596 z.23	 z.23 L.910 z.26
	Man.	11.87	> 08.92			Front	 z.26 L.607 z.23	 z.23 L.923 z.26
		Aut.	11.87	> 08.92			Front	 z.26 L.596 z.23
1.8 D 43/49 kW	Man.	11.87	>			Front	 z.26 L.503	 L.773 z.26

# TOYOTA

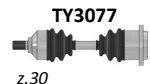

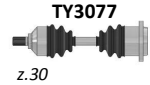
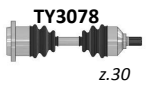
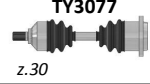

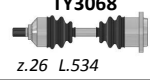
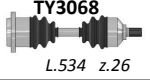

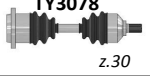
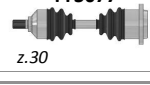
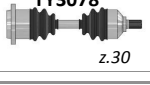
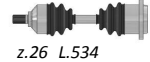

## COROLLA V (\_E10\_)

MODEL	GEARBOX	FROM	TO	CHASSIS	ABS	F/R	LEFT DRIVESHAFT	RIGHT DRIVESHAFT
1.5	Aut.	09.92	>			Front	 z.26	 z.26
1.6 78 kW	Aut.	09.92	>			Front	 z.26	 z.26
1.6 Si 84 kW	Man.	09.95	> 04.97			Front	 z.26 L.607 z.23	 z.23 L.923 z.26
2.0 D 51/54 kW	Man.	06.93	>			Front	 z.26 L.609 z.20	 z.20 L.916 z.26

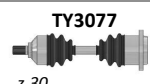

## COROLLA VI (\_E11\_)

MODEL	GEARBOX	FROM	TO	CHASSIS	ABS	F/R	LEFT DRIVESHAFT	RIGHT DRIVESHAFT
1.4 63 kW	Man.	04.97	> 02.00			Front	 z.26 L.607 z.23	 z.23 L.923 z.26
	Man.	04.97	> 02.00		teeth 48	Front	 z.26 L.607 z.23	 z.23 L.921 z.26

## HILUX

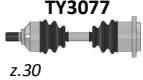


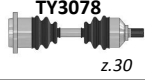
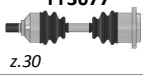
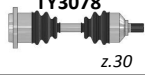
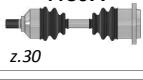

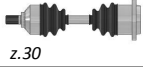
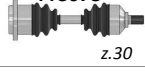


MODEL	GEARBOX	FROM	TO	CHASSIS	ABS	F/R	LEFT DRIVESHAFT	RIGHT DRIVESHAFT
2.0 100/105 kW	Man.	12.88	>			Front	 z.30	 z.30
2.0 65 kW	Man.	12.84	> 12.86			Front	 z.30	 z.30
2.4 D 106 kW	Man.	10.88	>			Front	 z.30	 z.30
2.4 D 53/61 kW	Man.	01.85	> 04.90			Front	 z.26 L.534	 L.534 z.26
2.4 D 59 kW	Man.	01.92	>			Front	 z.30	 z.30
2.4 D 61 kW	Man.	05.90	>			Front	 z.30	 z.30
2.4 D 4X4 53/61 kW	Man.	01.85	> 04.90			Front	 z.26 L.534	 L.534 z.26

## LAND CRUISER

MODEL	GEARBOX	FROM	TO	CHASSIS	ABS	F/R	LEFT DRIVESHAFT	RIGHT DRIVESHAFT
2.4 D	Man.	01.85	> 12.94			Front	TY3127	TY3128
2.4 TD	Man.	01.88	> 12.95			Front	TY3127	TY3128
3.0 TD 92 kW	Man.	05.93	> 05.96			Front	 z.30	 z.30

# TOYOTA


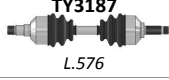


## LAND CRUISER

MODEL	GEARBOX	FROM	TO	CHASSIS	ABS	F/R	LEFT DRIVESHAFT	RIGHT DRIVESHAFT
4.0 D 74 kW	Man.	01.82	> 12.85			Front	 z.30	 z.30
4.0 D 76 kW	Man.	01.85	> 12.87			Front	 z.30	 z.30
4.0 D 77 kW	Man.	10.81	> 01.88			Front	 z.30	 z.30
4.0 TD 100 kW	Man.	10.85	> 12.89			Front	 z.30	 z.30
4.2 88 kW	Man.	10.81	> 01.88			Front	 z.30	 z.30
	Man.	01.84	> 12.86			Front	 z.30	 z.30

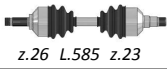
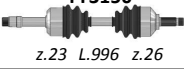


## LAND CRUISER (HDJ80)

MODEL	GEARBOX	FROM	TO	CHASSIS	ABS	F/R	LEFT DRIVESHAFT	RIGHT DRIVESHAFT
4.2 TD 123 kW	Man.	01.90	> 12.97			Front	TY3101 z.30	TY3102 z.30

## RAV 4 I (\_XA1\_)

MODEL	GEARBOX	FROM	TO	CHASSIS	ABS	F/R	LEFT DRIVESHAFT	RIGHT DRIVESHAFT
2.0 4WD 95 kW	Man.	06.94	> 06.00			Front	 L.573	 L.576
	Man.	06.94	> 06.00		teeth 48	Front	 L.572	 L.576

## RAV 4 II (\_XA2\_)

MODEL	GEARBOX	FROM	TO	CHASSIS	ABS	F/R	LEFT DRIVESHAFT	RIGHT DRIVESHAFT
2.0 D-4D 85 kW	Man.	09.01	>			Front	 z.26 L.585 z.23	 z.23 L.996 z.26
	Man.	09.01	>		teeth 48	Front	 z.26 L.585 z.23	 z.23 L.996 z.26

## STARLET

MODEL	GEARBOX	FROM	TO	CHASSIS	ABS	F/R	LEFT DRIVESHAFT	RIGHT DRIVESHAFT
1.0 40 kW	Man.-Aut.	03.85	> 12.90			Front	TY3069 z.23 L.616 z.23	TY3070 z.23 L.845 z.23
	Man.	12.89	> 12.92			Front	TY3089 z.23	TY3090 z.23
1.3 55 kW	Man.-Aut.	03.85	> 12.90			Front	TY3069 z.23 L.616 z.23	TY3070 z.23 L.845 z.23
1.3 58 kW	Man.	06.90	> 12.91			Front	TY3121 z.23	TY3122 z.23

# TOYOTA





















## STARLET

MODEL	GEARBOX	FROM	TO	CHASSIS	ABS	F/R	LEFT DRIVESHAFT	RIGHT DRIVESHAFT
1.5 D 40 kW	Man.-Aut.	04.87	> 03.90			Front	TY3069 z.23 L.616 z.23	TY3070 z.23 L.845 z.23

## TERCEL

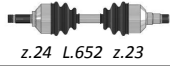
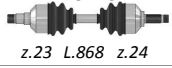










MODEL	GEARBOX	FROM	TO	CHASSIS	ABS	F/R	LEFT DRIVESHAFT	RIGHT DRIVESHAFT
1.3 48 kW	Man.	01.78	> 07.82			Front	TY3042 z.23 L.757 z.20	TY3043 z.20 L.661 z.23
	Man.	08.82	> 03.85			Front	TY3044 z.23 L.778 z.20	TY3045 z.20 L.680 z.23
1.5 4X4 50 kW	Man.	01.78	> 07.82			Front	TY3042 z.23 L.757 z.20	TY3043 z.20 L.661 z.23
	Man.	08.82	> 03.85			Front	TY3044 z.23 L.778 z.20	TY3045 z.20 L.680 z.23

## YARIS I (\_CP10)







MODEL	GEARBOX	FROM	TO	CHASSIS	ABS	F/R	LEFT DRIVESHAFT	RIGHT DRIVESHAFT	
1.0 VVT-i 48/50 kW	Man.	04.99	>			Front	TY3115  z.24 L.652 z.23	TY3116  z.23 L.868 z.24	
	<i>note: France Production</i>								
	Man.	04.99	>			Front	TY3071  z.24 L.652 z.23	TY3072  z.23 L.868 z.24	
	<i>note: Japan Production</i>								
	Man.	04.99	>		teeth 48	Front	TY3117  z.24 L.652 z.23	TY3118  z.23 L.868 z.24	
	<i>note: France Production</i>								
	Man.	04.99	>		teeth 48	Front	TY3111  z.24 L.652 z.23	TY3112  z.23 L.868 z.24	
	<i>note: Japan Production</i>								
1.3 VVT-i 63/64 kW	Man.	11.99	>			Front	TY3139  z.24 L.635 z.23	TY3140  z.23 L.876 z.24	
	Man.	11.99	>		teeth 48	Front	TY3141  z.24 L.635 z.23	TY3142  z.23 L.876 z.24	
1.4 D-4D 55 kW	Man.	12.01	>			Front	TY3109  z.24 L.638 z.23	TY3110  z.23 L.878 z.24	
	Man.	12.01	>		teeth 48	Front	TY3125  z.24 L.638 z.23	TY3126  z.23 L.878 z.24	
1.5 VVT-i 77/78 kW	Man.	04.01	>			Front	TY3109  z.24 L.638 z.23	TY3110  z.23 L.878 z.24	
	Man.	04.01	>		teeth 48	Front	TY3125  z.24 L.638 z.23	TY3126  z.23 L.878 z.24	

# TOYOTA




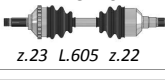
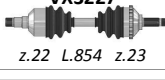

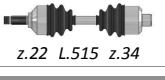
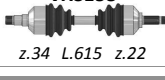


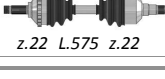
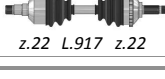




## YARIS I VERSO (NC/LP2\_)

MODEL	GEARBOX	FROM	TO	CHASSIS	ABS	F/R	LEFT DRIVESHAFT	RIGHT DRIVESHAFT
1.3 VVT-i 62/63 kW	Man.	11.99	>			Front	 TY3115 z.24 L.652 z.23	 TY3116 z.23 L.868 z.24
	Man.	11.99	>		teeth 48	Front	 TY3117 z.24 L.652 z.23	 TY3118 z.23 L.868 z.24
1.4 D-4D 55 kW	Man.	12.01	>			Front	 TY3109 z.24 L.638 z.23	 TY3110 z.23 L.878 z.24
	Man.	12.01	>		teeth 48	Front	 TY3125 z.24 L.638 z.23	 TY3126 z.23 L.878 z.24
1.5 VVT-i 77/78 kW	Man.	03.00	>			Front	 TY3109 z.24 L.638 z.23	 TY3110 z.23 L.878 z.24
	Man.	03.00	>		teeth 48	Front	 TY3125 z.24 L.638 z.23	 TY3126 z.23 L.878 z.24

## YARIS II

MODEL	GEARBOX	FROM	TO	CHASSIS	ABS	F/R	LEFT DRIVESHAFT	RIGHT DRIVESHAFT
1.0 VVT-i 51 kW	Man.	01.06	>			Front	 TY3131 z.26 L.669 z.23	 TY3132 z.23 L.884 z.26
1.3 VVT-i 64 kW	Man.	01.06	>			Front	 TY3131 z.26 L.669 z.23	 TY3132 z.23 L.884 z.26
1.4 D-4D 66 kW	Man.	01.06	>			Front	 TY3133 z.26 L.655 z.20	 TY3134 z.20 L.895 z.26



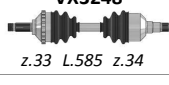
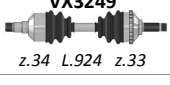

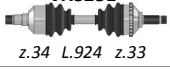
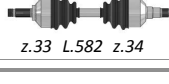
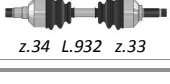
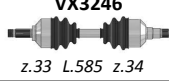

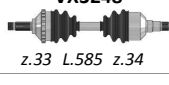
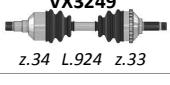
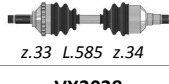
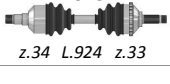

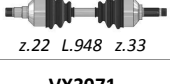


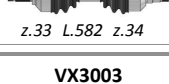
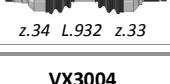

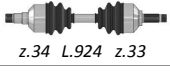





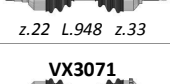
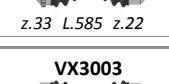
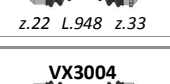






# VAUXHALL

AGILA								
MODEL	GEARBOX	FROM	TO	CHASSIS	ABS	F/R	LEFT DRIVESHAFT	RIGHT DRIVESHAFT
1.0 12V 43 kW	Man.	09.00	>			Front	 z.23 L.638 z.22	 z.22 L.825 z.23
	Man.	09.00	>		teeth 43	Front	 z.23 L.638 z.22	 z.22 L.825 z.23
1.2 16V 55 kW	Man.	09.00	>			Front	 z.23 L.605 z.22	 z.22 L.854 z.23
	Man.	09.00	>		teeth 43	Front	 z.23 L.605 z.22	 z.22 L.854 z.23
ASTRA MK II								
MODEL	GEARBOX	FROM	TO	CHASSIS	ABS	F/R	LEFT DRIVESHAFT	RIGHT DRIVESHAFT
1.2 40 kW	Man. F13	09.84	> 02.93			Front	 z.22 L.575 z.22	 z.22 L.917 z.22
	Man. F13	09.84	> 02.93		teeth 29	Front	 z.22 L.575 z.22	 z.22 L.917 z.22
1.3 39/44 kW	Aut.	09.84	> 02.93			Front	 z.22 L.515 z.34	 z.34 L.615 z.22
1.3 44 kW	Man. F13	09.84	> 02.93			Front	 z.22 L.575 z.22	 z.22 L.917 z.22
	Man. F13	09.84	> 02.93		teeth 29	Front	 z.22 L.575 z.22	 z.22 L.917 z.22
1.4 44 kW	Man. F13	09.84	> 02.93			Front	 z.22 L.575 z.22	 z.22 L.917 z.22
	Man. F13	09.84	> 02.93		teeth 29	Front	 z.22 L.575 z.22	 z.22 L.917 z.22
1.5 TD 53 kW	Man. F16/F20 note: Eng. Isuzu	07.88	> 12.91			Front	 z.33 L.585 z.34	 z.34 L.642 z.33
1.6 55/60 kW	Aut.	08.84	> 12.91			Front	 z.22 L.515 z.34	 z.34 L.615 z.22
1.6 55 kW	Man. F13	09.86	> 02.93			Front	 z.22 L.575 z.22	 z.22 L.917 z.22
	Man. F13	09.86	> 02.93		teeth 29	Front	 z.22 L.575 z.22	 z.22 L.917 z.22



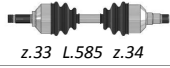





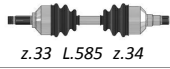

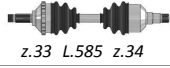
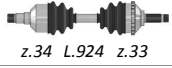




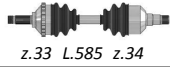


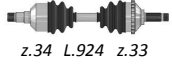
# VAUXHALL

## ASTRA MK II






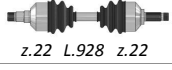


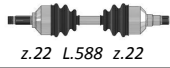



MODEL	GEARBOX	FROM	TO	CHASSIS	ABS	F/R	LEFT DRIVESHAFT	RIGHT DRIVESHAFT
1.6 60 kW	Man. F16	08.84	> 12.86			Front	 z.33 L.585 z.34	 z.34 L.924 z.33
	Man. F16	08.84	> 12.86		teeth 29	Front	 z.33 L.585 z.34	 z.34 L.924 z.33
	Man. F16	08.84	> 12.86		teeth 43	Front	 z.33 L.585 z.34	 z.34 L.924 z.33
	Man.	01.87	> 07.91			Front	 z.33 L.582 z.34	 z.34 L.932 z.33
1.6 D 40 kW	Man. F16	08.84	> 12.86			Front	 z.33 L.585 z.34	 z.34 L.924 z.33
	Man. F16	08.84	> 12.86		teeth 29	Front	 z.33 L.585 z.34	 z.34 L.924 z.33
	Man. F16	08.84	> 12.86		teeth 43	Front	 z.33 L.585 z.34	 z.34 L.924 z.33
	Man. F13	01.87	> 01.91			Front	 z.33 L.585 z.22	 z.22 L.948 z.33
	Man. F13	01.87	> 01.91		teeth 43	Front	 z.33 L.585 z.22	 z.22 L.948 z.33
	Man.	08.84	> 07.91			Front	 z.33 L.582 z.34	 z.34 L.932 z.33
1.7 D 42 kW	Man. F16	09.84	> 01.91			Front	 z.33 L.585 z.34	 z.34 L.924 z.33
	Man. F16	09.84	> 01.91		teeth 29	Front	 z.33 L.585 z.34	 z.34 L.924 z.33
	Man. F16	09.84	> 01.91		teeth 43	Front	 z.33 L.585 z.34	 z.34 L.924 z.33
	Man. F13	01.87	> 01.91			Front	 z.33 L.585 z.22	 z.22 L.948 z.33
	Man. F13	01.87	> 01.91		teeth 43	Front	 z.33 L.585 z.22	 z.22 L.948 z.33
1.8 62/85 kW	Man. F16	08.84	> 12.91			Front	 z.33 L.585 z.34	 z.34 L.924 z.33
	Man. F16	08.84	> 12.91		teeth 29	Front	 z.33 L.585 z.34	 z.34 L.924 z.33
	Man. F16	08.84	> 12.91		teeth 43	Front	 z.33 L.585 z.34	 z.34 L.924 z.33

# VAUXHALL

## ASTRA MK II

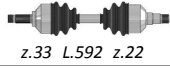
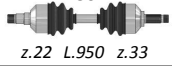





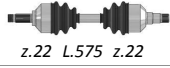
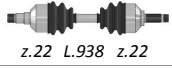













MODEL	GEARBOX	FROM	TO	CHASSIS	ABS	F/R	LEFT DRIVESHAFT	RIGHT DRIVESHAFT
2.0 85 kW	Man. F16	08.84	> 12.91			Front	 z.33 L.585 z.34	 z.34 L.924 z.33
	Man. F16	08.84	> 12.91		teeth 29	Front	 z.33 L.585 z.34	 z.34 L.924 z.33
	Man. F16	08.84	> 12.91		teeth 43	Front	 z.33 L.585 z.34	 z.34 L.924 z.33
2.0 16V GSI 110 kW	Man. F16	08.84	> 12.91			Front	 z.33 L.585 z.34	 z.34 L.924 z.33
	Man. F16	08.84	> 12.91		teeth 29	Front	 z.33 L.585 z.34	 z.34 L.924 z.33
	Man. F16	08.84	> 12.91		teeth 43	Front	 z.33 L.585 z.34	 z.34 L.924 z.33
2.0 GSI 85/95 kW	Man. F16	08.84	> 12.91			Front	 z.33 L.585 z.34	 z.34 L.924 z.33
	Man. F16	08.84	> 12.91		teeth 29	Front	 z.33 L.585 z.34	 z.34 L.924 z.33
	Man. F16	08.84	> 12.91		teeth 43	Front	 z.33 L.585 z.34	 z.34 L.924 z.33

## ASTRA MK III

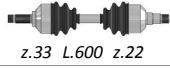











MODEL	GEARBOX	FROM	TO	CHASSIS	ABS	F/R	LEFT DRIVESHAFT	RIGHT DRIVESHAFT
1.4 i 44/60 kW	Man. F10/F13	08.91	> 01.93			Front	 z.22 L.588 z.22	 z.22 L.928 z.22
	Man. F10/F13	08.91	> 01.93		teeth 29	Front	 z.22 L.588 z.22	 z.22 L.928 z.22
1.4 i 16V 66 kW	Man. F10/F13	08.91	> 01.01			Front	 z.22 L.588 z.22	 z.22 L.928 z.22
	Man. F10/F13	08.91	> 01.01		teeth 29	Front	 z.22 L.588 z.22	 z.22 L.928 z.22
1.6 i 16V 55/74 kW	Man. F10/F13	08.91	> 01.93			Front	 z.22 L.588 z.22	 z.22 L.928 z.22
	Man. F10/F13	08.91	> 01.93		teeth 29	Front	 z.22 L.588 z.22	 z.22 L.928 z.22

# VAUXHALL

## ASTRA MK III

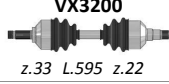
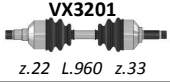
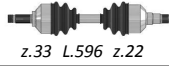





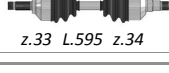
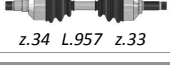


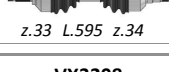



MODEL	GEARBOX	FROM	TO	CHASSIS	ABS	F/R	LEFT DRIVESHAFT	RIGHT DRIVESHAFT
1.7 D 42/44 kW	Man. F13	08.91	> 12.93			Front	 z.33 L.592 z.22	 z.22 L.950 z.33
	Man. F13	08.91	> 12.93		teeth 29	Front	 z.33 L.592 z.22	 z.22 L.950 z.33
	Man. F13	01.94	> 08.98			Front	 z.22 L.590 z.22	 z.22 L.930 z.22
	Man. F13	01.94	> 08.98		teeth 29	Front	 z.22 L.590 z.22	 z.22 L.930 z.22
1.7 TD 50 kW	Man. F15	11.94	> 09.98			Front	 z.22 L.575 z.22	 z.22 L.938 z.22
	Man. F16/F20	08.91	> 08.98			Front	 z.33 L.590 z.34	 z.34 L.940 z.33
1.7 TDS 60 kW	Man. F16/F20	08.91	> 08.98		teeth 29	Front	 z.33 L.590 z.34	 z.34 L.940 z.33
	Man. F16/F20	08.91	> 08.98			Front	 z.33 L.590 z.34	 z.34 L.940 z.33
1.8 i 16V 66 kW	Man. F16/F20	08.91	> 08.98			Front	 z.33 L.590 z.34	 z.34 L.940 z.33
	Man. F16/F20	08.91	> 08.98		teeth 29	Front	 z.33 L.590 z.34	 z.34 L.940 z.33
2.0 i 85 kW	Man. F16/F20	08.91	> 08.98			Front	 z.33 L.590 z.34	 z.34 L.940 z.33
	Man. F16/F20	08.91	> 08.98		teeth 29	Front	 z.33 L.590 z.34	 z.34 L.940 z.33
2.0 i GSI 16V 110 kW	Man. F16/F20	08.91	> 01.98			Front	 z.33 L.590 z.34	 z.34 L.681 z.33
	Man. F16/F20	08.91	> 01.98		teeth 29	Front	 z.33 L.590 z.34	 z.34 L.681 z.33

## ASTRA MK IV



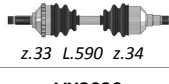
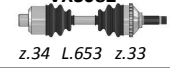
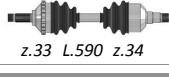
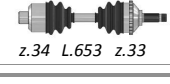
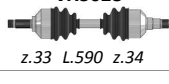
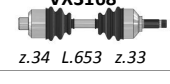
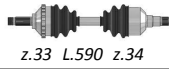

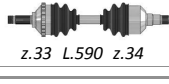
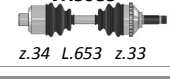
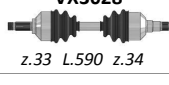
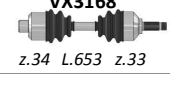
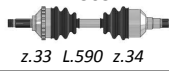



MODEL	GEARBOX	FROM	TO	CHASSIS	ABS	F/R	LEFT DRIVESHAFT	RIGHT DRIVESHAFT
1.2 16V 48/52 kW	Man.	09.98	>			Front	 z.33 L.600 z.22	 z.22 z.33
	Man.	09.98	>			Front	 z.33 L.595 z.22	 z.22 L.960 z.33
1.4 16V 66 kW	Man.	09.98	>			Front	 z.33 L.595 z.22	 z.22 L.960 z.33
	Man.	09.98	>			Front	 z.33 L.595 z.22	 z.22 L.960 z.33
1.6 55/62 kW	Man.	09.98	>			Front	 z.33 L.596 z.22	 z.22 L.957 z.33
	Man.	02.00	>			Front	 z.33 L.596 z.22	 z.22 L.957 z.33

# VAUXHALL

## ASTRA MK IV

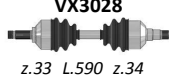
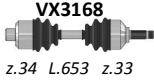



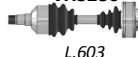

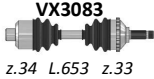
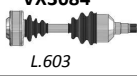

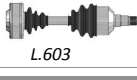

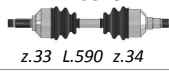


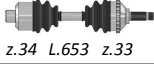

















MODEL	GEARBOX	FROM	TO	CHASSIS	ABS	F/R	LEFT DRIVESHAFT	RIGHT DRIVESHAFT
1.7 TD 50 kW	Man.	09.98	> 08.00			Front	 z.33 L.595 z.22	 z.22 L.960 z.33
1.8 16V 85/92 kW	Man.	09.98	> 09.00			Front	 z.33 L.596 z.22	 z.22 L.957 z.33
2.0 16V 100 kW	Man.	09.98	>			Front	 z.33 L.595 z.34	 z.34 L.957 z.33
2.0 16V OPC 118 kW	Man.	08.99	>			Front	 z.33 L.595 z.34	 z.34 z.33
2.0 DI 60 kW	Man.	09.98	>			Front	 z.33 L.595 z.34	 z.34 L.957 z.33
2.0 DTI 74 kW	Man.	08.99	>			Front	 z.33 L.595 z.34	 z.34 L.957 z.33
2.2 16V 108 kW	Man.	03.01	>			Front	 z.33 L.595 z.34	 z.34 L.957 z.33
2.2 DTI 92 kW	Man.	09.02	>			Front	 z.33 L.589 z.27	 z.27 L.625 z.33

## CALIBRA

MODEL	GEARBOX	FROM	TO	CHASSIS	ABS	F/R	LEFT DRIVESHAFT	RIGHT DRIVESHAFT
2.0 i 85 kW	Man. F16/F20	09.89	> 07.98			Front	 z.33 L.590 z.34	 z.34 L.653 z.33
	Man. F16/F20	09.89	> 07.91		teeth 43	Front	 z.33 L.590 z.34	 z.34 L.653 z.33
	Man. F16/F20	08.91	> 07.98		teeth 29	Front	 z.33 L.590 z.34	 z.34 L.653 z.33
2.0 i 16V 100 kW	Man. F16/F20	09.89	> 07.98			Front	 z.33 L.590 z.34	 z.34 L.653 z.33
	Man. F16/F20	09.89	> 07.91		teeth 43	Front	 z.33 L.590 z.34	 z.34 L.653 z.33
	Man. F16/F20	08.91	> 07.98		teeth 29	Front	 z.33 L.590 z.34	 z.34 L.653 z.33
2.0 i 16V 110 kW	Man. F16/F20	09.89	> 02.94			Front	 z.33 L.590 z.34	 z.34 L.653 z.33
	Man. F16/F20	09.89	> 07.91		teeth 43	Front	 z.33 L.590 z.34	 z.34 L.653 z.33
	Man. F16/F20	08.91	> 02.94		teeth 29	Front	 z.33 L.590 z.34	 z.34 L.653 z.33






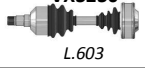






# VAUXHALL

## CALIBRA






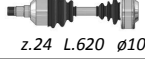



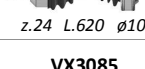
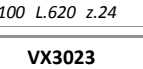
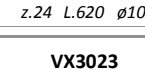
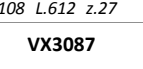
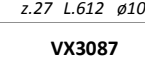
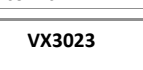
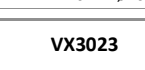

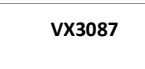
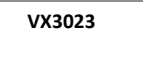
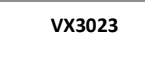

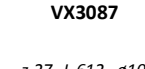


MODEL	GEARBOX	FROM	TO	CHASSIS	ABS	F/R	LEFT DRIVESHAFT	RIGHT DRIVESHAFT
2.0 i 16V 4x4 100 kW	Man. F16/F20	09.89	> 07.98			Front	 z.33 L.590 z.34	 z.34 L.653 z.33
	Man. F16/F20	09.89	> 07.91		teeth 43	Front	 z.33 L.590 z.34	 z.34 L.653 z.33
	Man. F16/F20	08.91	> 07.98			Rear	 L.603	 L.603
	Man. F16/F20	08.91	> 07.98		teeth 29	Front	 z.33 L.590 z.34	 z.34 L.653 z.33
	Man. F16/F20	08.91	> 07.98		teeth 29	Rear	 L.603	 L.603
	Man. F16/F20	08.91	> 07.98		teeth 43	Rear	 L.603	 L.603
2.0 i 16V 4x4 110 kW	Man. F16/F20	09.89	> 02.94			Front	 z.33 L.590 z.34	 z.34 L.653 z.33
	Man. F16/F20	09.89	> 07.91		teeth 43	Front	 z.33 L.590 z.34	 z.34 L.653 z.33
	Man. F16/F20	08.91	> 02.94			Rear	 L.603	 L.603
	Man. F16/F20	08.91	> 02.94		teeth 29	Front	 z.33 L.590 z.34	 z.34 L.653 z.33
	Man. F16/F20	08.91	> 02.94		teeth 29	Rear	 L.603	 L.603
	Man. F16/F20	08.91	> 02.94		teeth 43	Rear	 L.603	 L.603
2.0 i 16V TB 4x4 150 kW	Man. F16/F20	09.89	> 07.98			Front	 z.33 L.590 z.34	 z.34 L.653 z.33
	Man. F16/F20	08.91	> 07.98			Rear	 L.603	 L.603
	Man. F16/F20	08.91	> 07.98		teeth 29	Front	 z.33 L.590 z.34	 z.34 L.653 z.33
	Man. F16/F20	08.91	> 07.98		teeth 29	Rear	 L.603	 L.603
	Man. F16/F20	08.91	> 07.98		teeth 43	Rear	 L.603	 L.603

# VAUXHALL

## CALIBRA

MODEL	GEARBOX	FROM	TO	CHASSIS	ABS	F/R	LEFT DRIVESHAFT	RIGHT DRIVESHAFT
2.0 i 4x4 85 kW	Man. F16/F20	09.89	> 07.98			Front	 z.33 L.590 z.34	 z.34 L.653 z.33
	Man. F16/F20	09.89	> 07.91		teeth 43	Front	 z.33 L.590 z.34	 z.34 L.653 z.33
	Man. F16/F20	08.91	> 07.98			Rear	 L.603	 L.603
	Man. F16/F20	08.91	> 07.98		teeth 29	Front	 z.33 L.590 z.34	 z.34 L.653 z.33
	Man. F16/F20	08.91	> 07.98		teeth 29	Rear	 L.603	 L.603
	Man. F16/F20	08.91	> 07.98		teeth 43	Rear	 L.603	 L.603

## CARLTON MK III


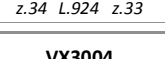
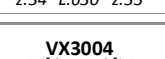
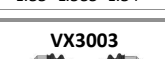

MODEL	GEARBOX	FROM	TO	CHASSIS	ABS	F/R	LEFT DRIVESHAFT	RIGHT DRIVESHAFT
1.8 60/85 kW	Man.	09.86	> 03.94			Rear	 ø100 L.620 z.24	 z.24 L.620 ø100
	Man.	09.86	> 03.94		teeth 48	Rear	 ø100 L.620 z.24	 z.24 L.620 ø100
2.0 85/90 kW	Man.	09.86	> 03.94			Rear	 ø100 L.620 z.24	 z.24 L.620 ø100
	Man.	09.86	> 03.94		teeth 48	Rear	 ø100 L.620 z.24	 z.24 L.620 ø100
2.3 D 54 kW	Man.	10.86	> 03.94			Rear	 ø100 L.620 z.24	 z.24 L.620 ø100
	Man.	10.86	> 03.94		teeth 48	Rear	 ø100 L.620 z.24	 z.24 L.620 ø100
2.3 TD 66/74 kW	Man.	10.86	> 03.94			Rear	 ø108 L.612 z.27	 z.27 L.612 ø108
	Man.	10.86	> 03.94		teeth 48	Rear	 ø108 L.612 z.27	 z.27 L.612 ø108
2.4 i 92 kW	Man.	09.88	> 03.94			Rear	 ø108 L.612 z.27	 z.27 L.612 ø108
	Man.	09.88	> 03.94		teeth 48	Rear	 ø108 L.612 z.27	 z.27 L.612 ø108
2.6 i 110 kW	Man.	09.90	> 03.94			Rear	 ø108 L.612 z.27	 z.27 L.612 ø108
	Man.	09.90	> 03.94		teeth 48	Rear	 ø108 L.612 z.27	 z.27 L.612 ø108

# VAUXHALL

## CARLTON MK III



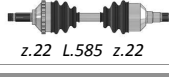


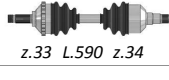
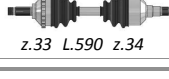

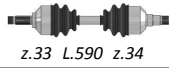
MODEL	GEARBOX	FROM	TO	CHASSIS	ABS	F/R	LEFT DRIVESHAFT	RIGHT DRIVESHAFT
3.0 115/130 kW	Man.	03.87	> 03.94			Rear	<b>VX3023</b>  ø108 L.612 z.27	<b>VX3023</b>  z.27 L.612 ø108
	Man.	03.87	> 03.94		teeth 48	Rear	<b>VX3087</b>  ø108 L.612 z.27	<b>VX3087</b>  z.27 L.612 ø108
3.0 24V 150 kW	Man.	09.89	> 03.94			Rear	<b>VX3023</b>  ø108 L.612 z.27	<b>VX3023</b>  z.27 L.612 ø108
	Man.	09.89	> 03.94		teeth 48	Rear	<b>VX3087</b>  ø108 L.612 z.27	<b>VX3087</b>  z.27 L.612 ø108

## CAVALIER MK II

MODEL	GEARBOX	FROM	TO	CHASSIS	ABS	F/R	LEFT DRIVESHAFT	RIGHT DRIVESHAFT
1.3 42/44 kW	Man. F13	01.81	> 10.88			Front	<b>VX3012</b>  z.22 L.575 z.22	<b>VX3013</b>  z.22 L.917 z.22
1.6	Man. F13	01.81	> 10.88			Front	<b>VX3012</b>  z.22 L.575 z.22	<b>VX3013</b>  z.22 L.917 z.22
	Aut.	01.81	> 10.88			Front	<b>VX3159</b>  z.33 L.532 z.34	<b>VX3160</b>  z.34 L.630 z.33
1.6 D 40 kW	Man. F16/F20	03.82	> 08.88			Front	<b>VX3003</b>  z.33 L.585 z.34	<b>VX3004</b>  z.34 L.924 z.33
1.6 S 60/66 kW	Man. F16/F20	08.81	> 06.86			Front	<b>VX3003</b>  z.33 L.585 z.34	<b>VX3004</b>  z.34 L.924 z.33
1.8 62/74 kW	Man. F16/F20	09.87	> 08.88			Front	<b>VX3003</b>  z.33 L.585 z.34	<b>VX3004</b>  z.34 L.924 z.33
	Aut.	08.81	>			Front	<b>VX3159</b>  z.33 L.532 z.34	<b>VX3160</b>  z.34 L.630 z.33
1.8 E 74 kW	Man. F16/F20	01.85	> 08.86			Front	<b>VX3003</b>  z.33 L.585 z.34	<b>VX3004</b>  z.34 L.924 z.33
1.8 i 85 kW	Man. F16/F20	09.82	> 08.86			Front	<b>VX3003</b>  z.33 L.585 z.34	<b>VX3004</b>  z.34 L.924 z.33
2.0 66 kW	Aut.	08.81	> 10.88			Front	<b>VX3159</b>  z.33 L.532 z.34	<b>VX3160</b>  z.34 L.630 z.33
2.0 i 74/85 kW	Man. F16/F20	09.86	> 08.88			Front	<b>VX3003</b>  z.33 L.585 z.34	<b>VX3004</b>  z.34 L.924 z.33
2.0 i GT 95 kW	Man. F16/F20	03.87	> 08.88			Front	<b>VX3003</b>  z.33 L.585 z.34	<b>VX3004</b>  z.34 L.924 z.33

# VAUXHALL

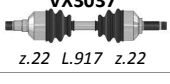

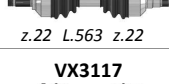
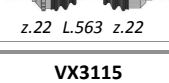


## CAVALIER MK III

MODEL	GEARBOX	FROM	TO	CHASSIS	ABS	F/R	LEFT DRIVESHAFT	RIGHT DRIVESHAFT
1.4 53/55 kW	Man. F10/F13	10.88	> 01.93			Front	 z.22 L.588 z.22	 z.22 L.928 z.22
	Man. F10/F13	10.88	> 01.93		teeth 29	Front	 z.22 L.588 z.22	 z.22 L.928 z.22
	Man. F10/F13	10.88	> 01.93		teeth 43	Front	 z.22 L.585 z.22	 z.22 L.928 z.22
1.6 52/74 kW	Man. F10/F13	10.88	> 01.93			Front	 z.22 L.588 z.22	 z.22 L.928 z.22
	Man. F10/F13	10.88	> 01.93		teeth 29	Front	 z.22 L.588 z.22	 z.22 L.928 z.22
	Man. F10/F13	10.88	> 01.93		teeth 43	Front	 z.22 L.585 z.22	 z.22 L.928 z.22
1.7 TD	Man. F16/F20	03.90	> 01.93			Front	 z.33 L.590 z.34	 z.34 L.940 z.33
	Man. F16/F20	03.90	> 01.93		teeth 29	Front	 z.33 L.590 z.34	 z.34 L.940 z.33
	Man. F16/F20	03.90	> 01.93		teeth 43	Front	 z.33 L.590 z.34	 z.34 L.940 z.33
1.8 66/85 kW	Man. F16/F20	10.88	> 01.93			Front	 z.33 L.590 z.34	 z.34 L.940 z.33
	Man. F16/F20	10.88	> 01.93		teeth 29	Front	 z.33 L.590 z.34	 z.34 L.940 z.33
	Man. F16/F20	10.88	> 01.93		teeth 43	Front	 z.33 L.590 z.34	 z.34 L.940 z.33
1.8 4X4 65 kW	Man. F16/F20	10.88	> 01.93			Front	 z.33 L.590 z.34	 z.34 L.940 z.33
	Man. F16/F20	10.88	> 01.93		teeth 29	Front	 z.33 L.590 z.34	 z.34 L.940 z.33
	Man. F16/F20	10.88	> 01.93		teeth 43	Front	 z.33 L.590 z.34	 z.34 L.940 z.33
2.0 i	Man. F16/F20	09.89	>			Front	 z.33 L.590 z.34	 z.34 L.940 z.33
	Man. F16/F20	09.89	>		teeth 29	Front	 z.33 L.590 z.34	 z.34 L.940 z.33
	Man. F16/F20	09.89	>		teeth 43	Front	 z.33 L.590 z.34	 z.34 L.940 z.33



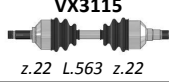
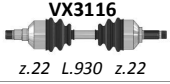
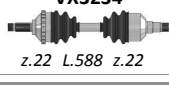
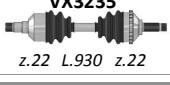

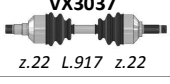


# VAUXHALL

## CORSA

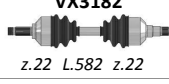
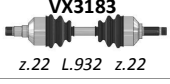
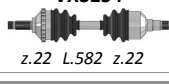
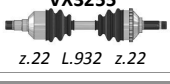
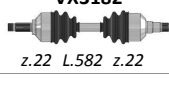
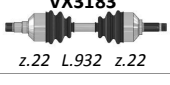
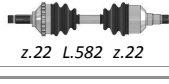
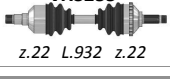
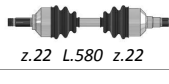
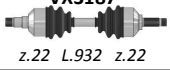

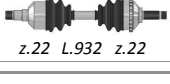






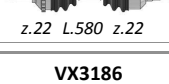
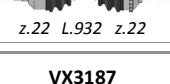




MODEL	GEARBOX	FROM	TO	CHASSIS	ABS	F/R	LEFT DRIVESHAFT	RIGHT DRIVESHAFT
1.0 12V 40 kW	Man.	11.96	> 09.00			Front	 z.22 L.561 z.22	 z.22 L.910 z.22
	Man.	11.96	> 09.00		teeth 29	Front	 z.22 L.561 z.22	 z.22 L.910 z.22
1.2 16V 48 kW	Man. F10/F13	03.98	> 09.00			Front	 z.22 L.563 z.22	 z.22 L.917 z.22
	Man. F10/F13	03.98	> 09.00		teeth 29	Front	 z.22 L.563 z.22	 z.22 L.930 z.22
1.2 i 33 kW	Man. F10/F13	01.93	> 09.00			Front	 z.22 L.563 z.22	 z.22 L.917 z.22
	Man. F10/F13	01.93	> 09.00		teeth 29	Front	 z.22 L.563 z.22	 z.22 L.930 z.22
1.4 16V 66 kW	Man. F10/F13	04.94	> 09.00			Front	 z.22 L.563 z.22	 z.22 L.917 z.22
	Man. F10/F13	04.94	> 09.00		teeth 29	Front	 z.22 L.563 z.22	 z.22 L.930 z.22
1.4 i 44 kW	Man. F10/F13	01.93	> 09.00			Front	 z.22 L.563 z.22	 z.22 L.917 z.22
	Man. F10/F13	01.93	> 09.00		teeth 29	Front	 z.22 L.563 z.22	 z.22 L.930 z.22
1.4 Si 60 kW	Man. F10/F13	01.93	> 09.00			Front	 z.22 L.563 z.22	 z.22 L.917 z.22
	Man. F10/F13	01.93	> 09.00		teeth 29	Front	 z.22 L.563 z.22	 z.22 L.930 z.22
1.5 D 37 kW	Man. F10/F13	01.93	> 09.00			Front	 z.22 L.563 z.22	 z.22 L.917 z.22
	Man. F10/F13	01.93	> 09.00		teeth 29	Front	 z.22 L.563 z.22	 z.22 L.930 z.22
1.5 TD 49 kW	Man. F10/F13	01.93	> 09.00			Front	 z.22 L.563 z.22	 z.22 L.917 z.22
	Man. F10/F13	01.93	> 09.00		teeth 29	Front	 z.22 L.563 z.22	 z.22 L.930 z.22
1.6 16V 78 kW	Man. F15	09.94	> 09.00			Front	 z.22 L.563 z.22	 z.22 L.930 z.22
	Man. F15	09.94	> 09.00		teeth 29	Front	 z.22 L.588 z.22	 z.22 L.930 z.22

# VAUXHALL

## CORSA

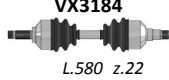

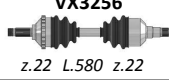

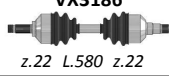

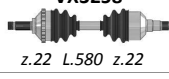



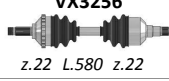

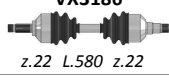
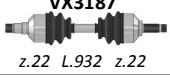

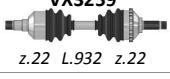


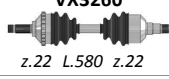

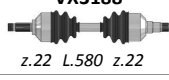



MODEL	GEARBOX	FROM	TO	CHASSIS	ABS	F/R	LEFT DRIVESHAFT	RIGHT DRIVESHAFT
1.6 GSI 16V 80 kW	Man. F15	03.93	> 09.00			Front	 z.22 L.563 z.22	 z.22 L.930 z.22
	Man. F15	03.93	> 09.00		teeth 29	Front	 z.22 L.588 z.22	 z.22 L.930 z.22
1.7 D 44 kW	Man. F10/F13	02.96	> 09.00			Front	 z.22 L.563 z.22	 z.22 L.917 z.22
	Man. F10/F13	02.96	> 09.00		teeth 29	Front	 z.22 L.563 z.22	 z.22 L.930 z.22

## CORSA MK II





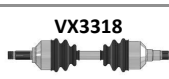



MODEL	GEARBOX	FROM	TO	CHASSIS	ABS	F/R	LEFT DRIVESHAFT	RIGHT DRIVESHAFT
1.0 12V 43 kW	Man.	09.00	>			Front	 z.22 L.582 z.22	 z.22 L.932 z.22
	Man.	09.00	>		teeth 29	Front	 z.22 L.582 z.22	 z.22 L.932 z.22
1.2 16V 55 kW	Man.	09.00	>			Front	 z.22 L.582 z.22	 z.22 L.932 z.22
	Man.	09.00	>		teeth 29	Front	 z.22 L.582 z.22	 z.22 L.932 z.22
1.3 CDTI 51 kW	Man.	06.03	>			Front	 z.22 L.580 z.22	 z.22 L.932 z.22
	Man.	06.03	>		teeth 29	Front	 z.22 L.580 z.22	 z.22 L.932 z.22
1.4 16V 66 kW	Man.	09.00	>	> 13999999		Front	 L.580 z.22	 z.22 L.932
	Man.	09.00	>	> 13999999	teeth 29	Front	 z.22 L.580 z.22	 z.22 L.932 z.22
	Man.	09.00	>	23000001 >		Front	 z.22 L.580 z.22	 z.22 L.932 z.22
	Man.	09.00	>	23000001 >	teeth 29	Front	 z.22 L.580 z.22	 z.22 L.932 z.22
1.6 16V	Man.	09.00	>			Front	 z.22 L.580 z.22	 z.22 L.932 z.22
	Man.	09.00	>		teeth 29	Front	 z.22 L.580 z.22	 z.22 L.932 z.22

# VAUXHALL



## CORSA MK II

MODEL	GEARBOX	FROM	TO	CHASSIS	ABS	F/R	LEFT DRIVESHAFT	RIGHT DRIVESHAFT
1.7 D 48 kW	Man. F08/F68	09.00	>	> 13999999		Front	 L.580 z.22	 z.22 L.932
	Man. F08/F68	09.00	>	> 13999999	teeth 29	Front	 z.22 L.580 z.22	 z.22 L.932 z.22
	Man. F08/F68	09.00	>	23000001 >		Front	 z.22 L.580 z.22	 z.22 L.932 z.22
	Man. F08/F68	09.00	>	23000001 >	teeth 29	Front	 z.22 L.580 z.22	 z.22 L.932 z.22
1.7 TD 55 kW	Man. F08/F68	09.00	>	> 13999999		Front	 L.580 z.22	 z.22 L.932
	Man. F08/F68	09.00	>	> 13999999	teeth 29	Front	 z.22 L.580 z.22	 z.22 L.932 z.22
	Man. F08/F68	09.00	>	23000001 >		Front	 z.22 L.580 z.22	 z.22 L.932 z.22
	Man. F08/F68	09.00	>	23000001 >	teeth 29	Front	 z.22 L.580 z.22	 z.22 L.932 z.22
1.8 16V 92 kW	Man.	09.00	>	> 13999999		Front	 z.22 L.580 z.22	 z.22 L.932 z.22
	Man.	09.00	>	> 13999999	teeth 29	Front	 z.22 L.580 z.22	 z.22 L.932 z.22
	Man.	09.00	>	23000001 >		Front	 z.22 L.580 z.22	 z.22 L.932 z.22
	Man.	09.00	>	23000001 >	teeth 29	Front	 z.22 L.580 z.22	 z.22 L.932 z.22

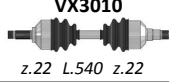
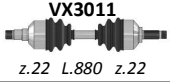
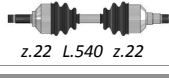
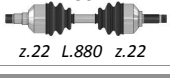
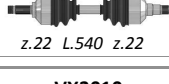
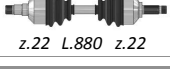

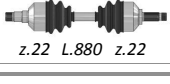
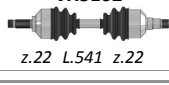
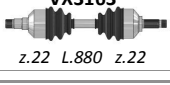
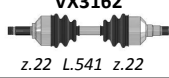

## CORSA MK III


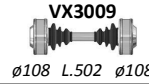
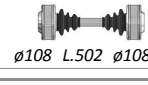
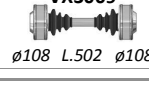



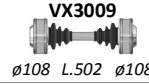




MODEL	GEARBOX	FROM	TO	CHASSIS	ABS	F/R	LEFT DRIVESHAFT	RIGHT DRIVESHAFT
1.0 44 kW	Man.	07.06	>			Front	 z.22 L.618 z.22	 z.22 L.924 z.22
1.2 59 kW	Man.	07.06	>			Front	 z.22 L.618 z.22	 z.22 L.924 z.22
1.3 CDTI 55 kW	Man.	07.06	>			Front	 z.25 L.616 z.22	 z.22 L.917 z.25
1.3 CDTI 66 kW	Man.	07.06	>			Front	 z.25 L.576 z.25	 z.25 L.954 z.25

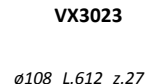
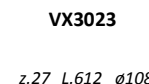
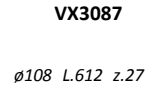
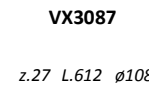
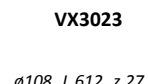
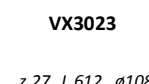
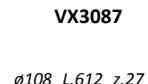
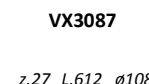
## NOVA

MODEL	GEARBOX	FROM	TO	CHASSIS	ABS	F/R	LEFT DRIVESHAFT	RIGHT DRIVESHAFT
1.0 33/35 kW	Man.	09.82	> 12.92			Front	 z.22 L.540 z.22	 z.22 L.880 z.22

# VAUXHALL

NOVA								
MODEL	GEARBOX	FROM	TO	CHASSIS	ABS	F/R	LEFT DRIVESHAFT	RIGHT DRIVESHAFT
1.2 33/40 kW	Man.	09.82	> 12.92			Front	 z.22 L.540 z.22	 z.22 L.880 z.22
1.3 44/51 kW	Man.	09.82	> 12.92			Front	 z.22 L.540 z.22	 z.22 L.880 z.22
1.4 53/55 kW	Man.	01.90	> 12.92			Front	 z.22 L.540 z.22	 z.22 L.880 z.22
1.5 D 37 kW	Man.	09.87	> 12.92			Front	 z.22 L.540 z.22	 z.22 L.880 z.22
1.5 TD 49 kW	Man.	09.87	> 12.92			Front	 z.22 L.541 z.22	 z.22 L.880 z.22
1.6 GSI 72/74 kW	Man.	09.87	> 12.92			Front	 z.22 L.541 z.22	 z.22 L.880 z.22

SENATOR MK I								
MODEL	GEARBOX	FROM	TO	CHASSIS	ABS	F/R	LEFT DRIVESHAFT	RIGHT DRIVESHAFT
2.0 85 kW	Man.	05.78	> 09.86			Rear	 ø108 L.502 ø108	 ø108 L.502 ø108
2.2 85 kW	Man.	05.78	> 09.86			Rear	 ø108 L.502 ø108	 ø108 L.502 ø108
2.5 85/103 kW	Man.	05.78	> 09.86			Rear	 ø108 L.502 ø108	 ø108 L.502 ø108
2.8 103 kW	Man.	05.78	> 09.86			Rear	 ø108 L.502 ø108	 ø108 L.502 ø108
3.0 110/115 kW	Man.	05.78	> 09.86			Rear	 ø108 L.502 ø108	 ø108 L.502 ø108
3.0 132 kW	Man.	05.78	> 09.86			Rear	 ø108 L.502 ø108	 ø108 L.502 ø108









SENATOR MK II								
MODEL	GEARBOX	FROM	TO	CHASSIS	ABS	F/R	LEFT DRIVESHAFT	RIGHT DRIVESHAFT
2.5 i 103 kW	Man.	09.87	> 06.93			Rear	 ø108 L.612 z.27	 z.27 L.612 ø108
	Man.	09.87	> 06.93		teeth 48	Rear	 ø108 L.612 z.27	 z.27 L.612 ø108
2.6 i 110 kW	Man.	09.87	> 06.93			Rear	 ø108 L.612 z.27	 z.27 L.612 ø108
	Man.	09.87	> 06.93		teeth 48	Rear	 ø108 L.612 z.27	 z.27 L.612 ø108

# VAUXHALL



















## SENATOR MK II

MODEL	GEARBOX	FROM	TO	CHASSIS	ABS	F/R	LEFT DRIVESHAFT	RIGHT DRIVESHAFT
3.0 115/130 kW	Man.	09.87	> 06.93			Rear	<b>VX3023</b>  ø108 L.612 z.27	<b>VX3023</b>  z.27 L.612 ø108
	Man.	09.87	> 06.93		teeth 48	Rear	<b>VX3087</b>  ø108 L.612 z.27	<b>VX3087</b>  z.27 L.612 ø108
3.0 24V 150 kW	Man.	09.87	> 06.93			Rear	<b>VX3023</b>  ø108 L.612 z.27	<b>VX3023</b>  z.27 L.612 ø108
	Man.	09.87	> 06.93		teeth 48	Rear	<b>VX3087</b>  ø108 L.612 z.27	<b>VX3087</b>  z.27 L.612 ø108

## TIGRA




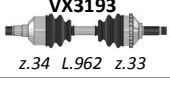
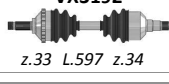
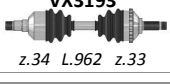


MODEL	GEARBOX	FROM	TO	CHASSIS	ABS	F/R	LEFT DRIVESHAFT	RIGHT DRIVESHAFT
1.4 16V 66 kW	Man.	07.94	>			Front	<b>VX3115</b>  z.22 L.563 z.22	<b>VX3116</b>  z.22 L.930 z.22
	Man.	07.94	>		teeth 29	Front	<b>VX3117</b>  z.22 L.563 z.22	<b>VX3118</b>  z.22 L.930 z.22
1.6 16V 78 kW	Man.	07.94	>			Front	<b>VX3153</b>  z.22 L.605 z.22	<b>VX3154</b>  z.22 L.940 z.22
	Man.	07.94	>		teeth 29	Front	<b>VX3155</b>  z.22 L.605 z.22	<b>VX3156</b>  z.22 L.940 z.22

## VECTRA

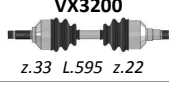
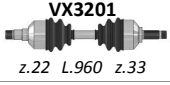
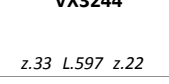
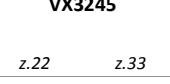
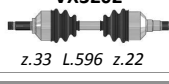
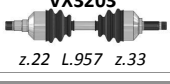
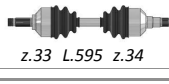
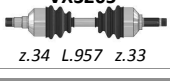
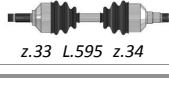
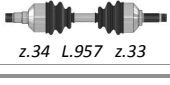
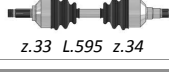
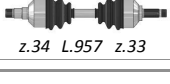


MODEL	GEARBOX	FROM	TO	CHASSIS	ABS	F/R	LEFT DRIVESHAFT	RIGHT DRIVESHAFT
1.6 i 55 kW	Man.	10.95	> 01.99			Front	<b>VX3194</b>  z.22 L.593 z.22	<b>VX3195</b>  z.22 L.960 z.22
	Man.	10.95	> 01.99		teeth 29	Front	<b>VX3196</b>  z.22 L.593 z.22	<b>VX3197</b>  z.22 L.960 z.22
	Man.	02.99	> 04.02		teeth 29	Front	<b>VX3212</b>  z.33 L.597 z.22	<b>VX3213</b>  z.22 L.962 z.33
1.6 i 16V 74 kW	Man.	10.95	> 01.99			Front	<b>VX3194</b>  z.22 L.593 z.22	<b>VX3195</b>  z.22 L.960 z.22
	Man.	10.95	> 01.99		teeth 29	Front	<b>VX3196</b>  z.22 L.593 z.22	<b>VX3197</b>  z.22 L.960 z.22
	Man.	02.99	> 04.02		teeth 29	Front	<b>VX3212</b>  z.33 L.597 z.22	<b>VX3213</b>  z.22 L.962 z.33
1.7 TD 60 kW	Man.	10.95	> 11.96		teeth 29	Front	<b>VX3192</b>  z.33 L.597 z.34	<b>VX3193</b>  z.34 L.962 z.33
1.8 i 16V 85 kW	Man.	10.95	> 09.00		teeth 29	Front	<b>VX3192</b>  z.33 L.597 z.34	<b>VX3193</b>  z.34 L.962 z.33
1.8 i 16V 92 kW	Man.	10.00	> 04.02		teeth 29	Front	<b>VX3192</b>  z.33 L.597 z.34	<b>VX3193</b>  z.34 L.962 z.33

# VAUXHALL

## VECTRA

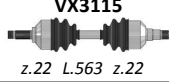
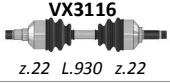
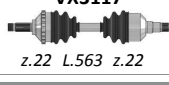
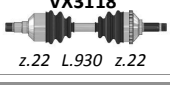
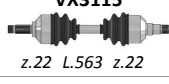
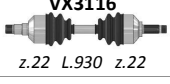
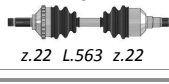
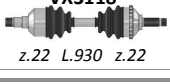
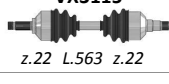
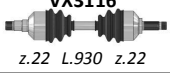


MODEL	GEARBOX	FROM	TO	CHASSIS	ABS	F/R	LEFT DRIVESHAFT	RIGHT DRIVESHAFT
2.0 DI 16V 60 kW	Man.	11.96	> 04.02		teeth 29	Front	 z.33 L.597 z.34	 z.34 L.962 z.33
2.0 i 82 kW	Man.	10.95	> 04.02		teeth 29	Front	 z.33 L.597 z.34	 z.34 L.962 z.33
2.0 i 16V 100 kW	Man.	10.95	> 04.02		teeth 29	Front	 z.33 L.597 z.34	 z.34 L.962 z.33
2.5 i V6 125 kW	Man.	10.95	> 09.00		teeth 29	Front	 z.33 L.597 z.34	 z.34 z.33

## ZAFIRA

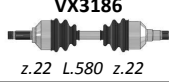
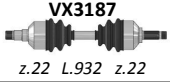
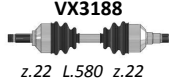

MODEL	GEARBOX	FROM	TO	CHASSIS	ABS	F/R	LEFT DRIVESHAFT	RIGHT DRIVESHAFT
1.6 16V 74 kW	Man.	09.98	>			Front	 z.33 L.595 z.22	 z.22 L.960 z.33
1.8 16V 85/92 kW	Aut.	04.99	>			Front	 z.33 L.597 z.22	 z.22 z.33
1.8 16V 85 kW	Man.	09.98	> 03.99			Front	 z.33 L.596 z.22	 z.22 L.957 z.33
2.0 DI 16V 60 kW	Man.	09.98	>			Front	 z.33 L.595 z.34	 z.34 L.957 z.33
2.0 DTI 74 kW	Man.	08.99	>			Front	 z.33 L.595 z.34	 z.34 L.957 z.33
2.2 16V 108 kW	Man.	03.01	>			Front	 z.33 L.595 z.34	 z.34 L.957 z.33
2.2 DTI 92 kW	Man.	01.02	>			Front	 z.33 L.589 z.27	 z.27 L.625 z.33

# VAUXHALL LCV

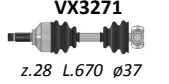

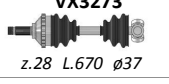

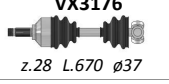
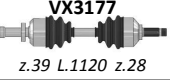
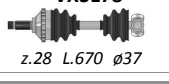


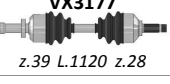
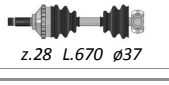
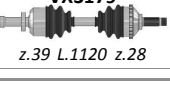
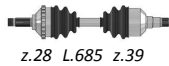

## COMBO

MODEL	GEARBOX	FROM	TO	CHASSIS	ABS	F/R	LEFT DRIVESHAFT	RIGHT DRIVESHAFT
1.2 33 kW	Man.	07.94	> 10.01			Front	 z.22 L.563 z.22	 z.22 L.930 z.22
	Man.	07.94	> 10.01		teeth 29	Front	 z.22 L.563 z.22	 z.22 L.930 z.22
1.4 i 44/60 kW	Man.	07.94	> 10.01			Front	 z.22 L.563 z.22	 z.22 L.930 z.22
	Man.	07.94	> 10.01		teeth 29	Front	 z.22 L.563 z.22	 z.22 L.930 z.22
1.7 D 42 kW	Man.	07.94	> 10.01			Front	 z.22 L.563 z.22	 z.22 L.930 z.22
	Man.	07.94	> 10.01		teeth 29	Front	 z.22 L.563 z.22	 z.22 L.930 z.22

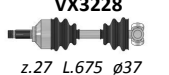

## COMBO C

MODEL	GEARBOX	FROM	TO	CHASSIS	ABS	F/R	LEFT DRIVESHAFT	RIGHT DRIVESHAFT
1.7 D 48 kW	Man. F06/F25	10.01	>			Front	 z.22 L.580 z.22	 z.22 L.932 z.22
1.7 TD 55 kW	Man. F06/F25	10.01	>			Front	 z.22 L.580 z.22	 z.22 L.932 z.22

## MOVANO

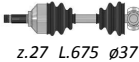





MODEL	GEARBOX	FROM	TO	CHASSIS	ABS	F/R	LEFT DRIVESHAFT	RIGHT DRIVESHAFT
2.2 DTI 66 kW	Man.	09.00	>			Front	 z.28 L.670 ø37	 z.39 L.1126 z.28
	Man.	09.00	>		teeth 51	Front	 z.28 L.670 ø37	 z.39 L.1126 z.28
2.5 D 59 kW	Man. PF1	06.98	> 09.00			Front	 z.28 L.670 ø37	 z.39 L.1120 z.28
	Man. PF1	06.98	> 09.00		teeth 51	Front	 z.28 L.670 ø37	 z.39 L.1120 z.28
2.8 DTI 84 kW	Man.	06.98	>			Front	 z.28 L.670 ø37	 z.39 L.1120 z.28
	Man.	06.98	>		teeth 51	Front	 z.28 L.670 ø37	 z.39 L.1120 z.28
3.0 DTI 100 kW	Man. PF6	10.03	>		teeth 51	Front	 z.28 L.685 z.39	 z.39 L.1126 z.28

## VIVARO

MODEL	GEARBOX	FROM	TO	CHASSIS	ABS	F/R	LEFT DRIVESHAFT	RIGHT DRIVESHAFT
1.9 DI 60 kW	Man.	08.01	>			Front	 z.27 L.675 ø37	 z.39 L.1016 z.27

# VAUXHALL LCV

## VIVARO

MODEL	GEARBOX	FROM	TO	CHASSIS	ABS	F/R	LEFT DRIVESHAFT	RIGHT DRIVESHAFT
1.9 DTI 74 kW	Man.	08.01	>			Front	 VX3228 z.27 L.675 ø37	 VX3229 z.39 L.1016 z.27
2.0 16V 88 kW	Man.	08.01	>			Front	 VX3228 z.27 L.675 ø37	 VX3229 z.39 L.1016 z.27
2.5 DTI 99 kW	Man.	05.03	>			Front	 VX3266 z.27 L.636 ø37	 VX3267 z.39 L.1058 z.27











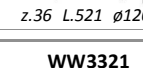
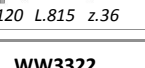




# VOLKSWAGEN

## BORA (1J2)


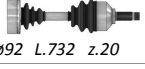






MODEL	GEARBOX	FROM	TO	CHASSIS	ABS	F/R	LEFT DRIVESHAFT	RIGHT DRIVESHAFT
1.4 16V 55 kW	Man.	08.97	>			Front	 z.36 L.554 ø94	 ø94 L.822 z.36
1.6 74 kW	Man.	08.97	>			Front	 z.36 L.554 ø94	 ø94 L.822 z.36
	Aut.	08.97	>			Front	 z.36 L.539 ø124	 ø124 L.807 z.36
1.6 16V 77 kW	Man.	02.00	>			Front	 z.36 L.543	 L.810 z.36
1.8 92 kW	Man.	08.97	>			Front	 z.36 L.553 ø100	 ø100 L.823 z.36
	Aut.	08.97	>			Front	 z.36 L.539 ø124	 ø124 L.807 z.36
1.8 T 110 kW	Man.	08.97	>			Front	 z.36 L.544 ø108	 ø108 L.808 z.36
	Aut.	08.97	>			Front	 z.36 L.521 ø120	 ø120 L.815 z.36
1.8 T 4Motion 110 kW	Man.	08.97	>			Front	 z.36 ø100	 ø100 L.644 z.36
	Man.	08.97	>			Rear	 z.36 L.650 ø100	 ø100 L.522 z.36
1.9 SDI 50 kW	Man.	08.97	>			Front	 z.36 L.554 ø94	 ø94 L.822 z.36
1.9 TDI 66/74/81 kW	Man.	08.97	>			Front	 z.36 L.553 ø100	 ø100 L.823 z.36
	Aut.	08.97	>			Front	 z.36 L.521 ø120	 ø120 L.815 z.36
1.9 TDI 85/96/110 kW	Man.	12.98	>			Front	 z.26 L.520 ø108	 ø108 L.806 z.26
1.9 TDI 4Motion 66 kW	Man.	08.97	>			Front	 z.36 ø100	 ø100 L.644 z.36
	Man.	08.97	>			Rear	 z.36 L.650 ø100	 ø100 L.522 z.36
1.9 TDI 4Motion 85/96/110 kW	Man.	12.98	>			Front	 z.26 L.520 ø108	 ø108 L.654 z.36
	Man.	12.98	>			Rear	 z.36 L.650 ø100	 ø100 L.522 z.36

# VOLKSWAGEN



## BORA (1J2)

MODEL	GEARBOX	FROM	TO	CHASSIS	ABS	F/R	LEFT DRIVESHAFT	RIGHT DRIVESHAFT
2.0 85 kW	Man.	08.97	>			Front	<b>WW3257</b>  z.36 L.553 ø100	<b>WW3256</b>  ø100 L.823 z.36
2.0 4Motion 85 kW	Man.	08.97	>			Front	<b>WW3393</b>  z.36 ø100	<b>WW3394</b>  ø100 L.644 z.36
	Man.	08.97	>			Rear	<b>WW3343</b>  z.36 L.650 ø100	<b>WW3344</b>  ø100 L.522 z.36
2.3 V5 110 kW	Man.	08.97	>	10.00		Front	<b>WW3229</b>  z.36 L.544 ø108	<b>WW3230</b>  ø108 L.808 z.36
	Aut.	08.97	>			Front	<b>WW3329</b>  z.36 L.521 ø120	<b>WW3330</b>  ø120 L.815 z.36
2.8 V6 4Motion 150 kW	Man.	03.99	>			Front	<b>WW3321</b>  z.36 ø108	<b>WW3322</b>  ø108 z.36
	Man.	03.99	>			Rear	<b>WW3343</b>  z.36 L.650 ø100	<b>WW3344</b>  ø100 L.522 z.36







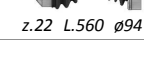
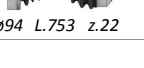
## DERBY (86)

MODEL	GEARBOX	FROM	TO	CHASSIS	ABS	F/R	LEFT DRIVESHAFT	RIGHT DRIVESHAFT
0.9 29 kW	Man.	04.75	>	10.83		Front	<b>WW3001</b>  z.20 L.480 ø92	<b>WW3002</b>  ø92 L.732 z.20
1.0 29 kW	Man.	10.81	>	12.84		Front	<b>WW3001</b>  z.20 L.480 ø92	<b>WW3002</b>  ø92 L.732 z.20
1.1 37 kW	Man.	02.77	>	07.83		Front	<b>WW3001</b>  z.20 L.480 ø92	<b>WW3002</b>  ø92 L.732 z.20
1.3 37/55 kW	Man.	09.82	>	12.84		Front	<b>WW3001</b>  z.20 L.480 ø92	<b>WW3002</b>  ø92 L.732 z.20

## FOX (5Z1)




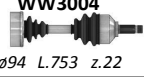
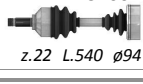
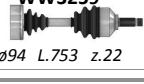
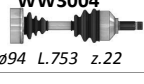

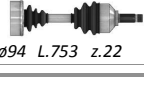
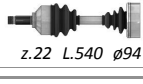
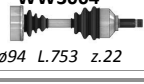

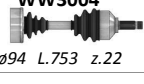
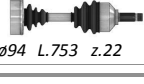
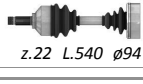



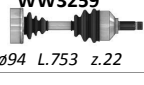

MODEL	GEARBOX	FROM	TO	CHASSIS	ABS	F/R	LEFT DRIVESHAFT	RIGHT DRIVESHAFT
1.4 TDI 51 kW	Man.	04.05	>			Front	<b>WW3355</b>  z.36 L.518 ø94	<b>WW3356</b>  ø94 L.770 z.36

## GOLF I (17)


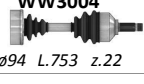

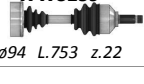


MODEL	GEARBOX	FROM	TO	CHASSIS	ABS	F/R	LEFT DRIVESHAFT	RIGHT DRIVESHAFT
1.1 37 kW	Man.	04.74	>	02.80		Front	<b>WW3003</b>  z.22 L.560 ø94	<b>WW3004</b>  ø94 L.753 z.22
	Man.	03.80	>	07.83		Front	<b>WW3258</b>  z.22 L.560 ø94	<b>WW3259</b>  ø94 L.753 z.22
1.3 44 kW	Man.	04.74	>	02.80		Front	<b>WW3003</b>  z.22 L.560 ø94	<b>WW3004</b>  ø94 L.753 z.22
	Man.	03.80	>	07.83		Front	<b>WW3258</b>  z.22 L.560 ø94	<b>WW3259</b>  ø94 L.753 z.22

# VOLKSWAGEN

## GOLF I (17)


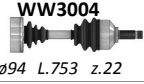





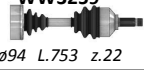



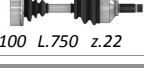






MODEL	GEARBOX	FROM	TO	CHASSIS	ABS	F/R	LEFT DRIVESHAFT	RIGHT DRIVESHAFT
1.5 51 kW	Man.-Aut.	04.74	> 02.80			Front	 z.22 L.540 ø94	 ø94 L.753 z.22
	Man.-Aut.	03.80	> 07.83			Front	 z.22 L.540 ø94	 ø94 L.753 z.22
1.5 D 37 kW	Man.	08.76	> 02.80			Front	 z.22 L.540 ø94	 ø94 L.753 z.22
	Man.	03.80	> 07.83			Front	 z.22 L.540 ø94	 ø94 L.753 z.22
1.6 55 kW	Man.-Aut.	04.74	> 02.80			Front	 z.22 L.540 ø94	 ø94 L.753 z.22
	Man.-Aut.	03.80	> 07.83			Front	 z.22 L.540 ø94	 ø94 L.753 z.22
1.6 D 40 kW	Man.	03.80	> 07.83			Front	 z.22 L.540 ø94	 ø94 L.753 z.22
1.6 D, Kat. 40/44 kW	Man.	10.79	> 02.80			Front	 z.22 L.540 ø94	 ø94 L.753 z.22
1.6 GTI 81 kW	Man.	06.76	> 02.80			Front	 z.22 L.540 ø94	 ø94 L.753 z.22
	Man.	03.80	> 12.83			Front	 z.22 L.540 ø94	 ø94 L.753 z.22
1.6 TD 51/60 kW	Man.	03.82	> 02.80			Front	 z.22 L.540 ø94	 ø94 L.753 z.22
1.6 TD 51 kW	Man.	03.80	> 07.83			Front	 z.22 L.540 ø94	 ø94 L.753 z.22
1.8 GTI 82 kW	Man.	03.80	> 07.83			Front	 z.22 L.540 ø94	 ø94 L.753 z.22
	Man.	08.82	> 02.80			Front	 z.22 L.540 ø94	 ø94 L.753 z.22

## GOLF I CABRIO (155)








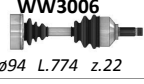







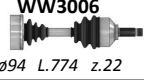


MODEL	GEARBOX	FROM	TO	CHASSIS	ABS	F/R	LEFT DRIVESHAFT	RIGHT DRIVESHAFT
1.3 40 kW	Man.	02.79	> 02.80			Front	 z.22 L.560 ø94	 ø94 L.753 z.22
	Man.	03.80	> 09.83			Front	 z.22 L.560 ø94	 ø94 L.753 z.22
	Man.	10.83	> 07.86			Front	 z.22 L.562 ø94	 ø94 L.774 z.22

# VOLKSWAGEN

## GOLF I CABRIO (155)





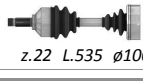
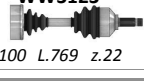
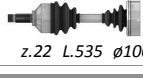
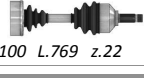








MODEL	GEARBOX	FROM	TO	CHASSIS	ABS	F/R	LEFT DRIVESHAFT	RIGHT DRIVESHAFT
1.5 51 kW	Man.-Aut.	02.79	> 02.80			Front	 z.22 L.540 ø94	 ø94 L.753 z.22
	Man.-Aut.	03.80	> 07.83			Front	 z.22 L.540 ø94	 ø94 L.753 z.22
1.6 55 kW	Man.-Aut.	02.79	> 02.80			Front	 z.22 L.540 ø94	 ø94 L.753 z.22
	Man.-Aut.	03.80	> 09.83			Front	 z.22 L.540 ø94	 ø94 L.753 z.22
	Man.-Aut.	10.83	> 07.87			Front	 z.22 L.540 ø94	 ø94 L.750 z.22
	Man.-Aut.	08.87	> 12.92			Front	 z.22 L.535 ø100	 ø100 L.750 z.22
1.8 66/79/82 kW	Man.-Aut.	02.79	> 02.80			Front	 z.22 L.540 ø94	 ø94 L.753 z.22
	Man.-Aut.	03.80	> 07.84			Front	 z.22 L.540 ø94	 ø94 L.753 z.22
	Man.-Aut.	08.84	> 07.92			Front	 z.22 L.535 ø100	 ø100 L.750 z.22

## GOLF II (19E)

MODEL	GEARBOX	FROM	TO	CHASSIS	ABS	F/R	LEFT DRIVESHAFT	RIGHT DRIVESHAFT
1.0 33 kW	Man.	08.83	> 11.91			Front	 z.22 L.562 ø94	 ø94 L.774 z.22
1.3 40/43 kW	Man.	08.83	> 07.92			Front	 z.22 L.562 ø94	 ø94 L.774 z.22
1.6 51/55 kW	Man.	08.83	> 07.92			Front	 z.22 L.540 ø94	 ø94 L.774 z.22
	Aut.	08.83	> 10.91			Front	 z.22 L.540 ø94	 ø94 L.774 z.22
1.6 D, Kat. 40/44 kW	Man.	08.83	> 10.91			Front	 z.22 L.540 ø94	 ø94 L.774 z.22
1.6 TD 51/60 kW	Man.	08.83	> 10.91			Front	 z.22 L.540 ø94	 ø94 L.774 z.22
1.8 66 kW	Man.	05.83	>			Front	 z.22 L.535 ø100	 ø100 L.769 z.22
	Man.	08.83	> 10.91			Front	 z.22 L.540 ø94	 ø94 L.774 z.22
	Aut.	01.84	> 10.91			Front	 z.22 L.540 ø94	 ø94 L.774 z.22

# VOLKSWAGEN

## GOLF II (19E)





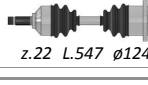
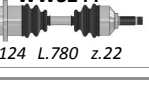
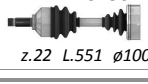
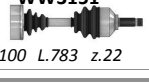

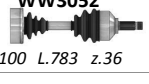

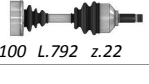
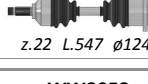
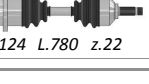



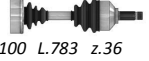
MODEL	GEARBOX	FROM	TO	CHASSIS	ABS	F/R	LEFT DRIVESHAFT	RIGHT DRIVESHAFT
1.8 GT 62 kW	Man.	01.84	> 10.91			Front	 z.22 L.540 ø94	 ø94 L.774 z.22
	Aut.	08.83	> 10.91			Front	 z.22 L.540 ø94	 ø94 L.774 z.22
1.8 GTI 82 kW	Man.	01.84	> 10.91			Front	 z.22 L.535 ø100	 ø100 L.769 z.22
1.8 GTI 16V 95/102 kW	Man.	02.86	> 10.91			Front	 z.22 L.535 ø100	 ø100 L.769 z.22
1.8 Syncro 66/72 kW	Man.	08.85	> 07.89			Front	 z.22 L.540 ø94	 ø94 L.609 z.22
	Man.	08.85	> 07.91			Rear	 z.22 L.638 ø94	 ø94 L.505 z.22
	Man.	08.85	> 07.91		teeth 43	Rear	 z.22 L.639 ø94	 ø94 L.505 z.22
	Man.	08.89	> 07.91			Front	 z.22 L.535 ø100	 ø100 L.625 z.22

## GOLF III (1HX)


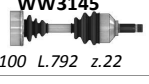
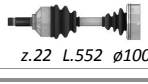


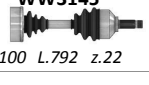

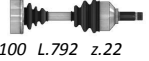
MODEL	GEARBOX	FROM	TO	CHASSIS	ABS	F/R	LEFT DRIVESHAFT	RIGHT DRIVESHAFT
1.4 40/44 kW	Man.	11.91	> 07.92			Front	 z.22 L.583 ø94	 ø94 L.796 z.22
	Man.	08.92	> 12.92			Front	 z.22 L.583 ø94	 ø94 L.782 z.22
	Man.	01.93	> 08.97			Front	 z.22 L.562 ø94	 ø94 L.782 z.22
1.6 74 kW	Aut.	08.94	> 08.97			Front	 z.22 L.547 ø124	 ø124 L.780 z.22
1.6 i Kat. 55/74 kW	Man.	10.94	> 08.97			Front	 z.22 L.562 ø94	 ø94 L.796 z.22
1.6 i Kat. 55 kW	Man.	09.92	> 09.94			Front	 z.22 L.583 ø94	 ø94 L.796 z.22
1.8 55/66 kW	Man.	11.91	> 08.97			Front	 z.22 L.552 ø100	 ø100 L.792 z.22
	Aut.	08.94	> 08.97			Front	 z.22 L.547 ø124	 ø124 L.780 z.22
1.8 55 kW	Aut.	11.91	> 07.94			Front	 z.22 L.552 ø100	 ø100 L.792 z.22
1.9 D 47 kW	Man.	11.91	> 08.97			Front	 z.22 L.562 ø94	 ø94 L.796 z.22

# VOLKSWAGEN




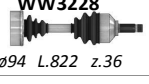
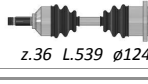
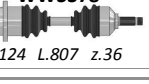


## GOLF III (1HX)

MODEL	GEARBOX	FROM	TO	CHASSIS	ABS	F/R	LEFT DRIVESHAFT	RIGHT DRIVESHAFT
1.9 TD 55 kW	Man.	11.91	> 08.97			Front	 z.22 L.552 ø100	 ø100 L.792 z.22
	Aut.	11.91	> 07.94			Front	 z.22 L.552 ø100	 ø100 L.792 z.22
	Aut.	08.94	> 08.97			Front	 z.22 L.547 ø124	 ø124 L.780 z.22
1.9 TDI 66/81 kW	Man.	09.93	> 08.97			Front	 z.22 L.551 ø100	 ø100 L.783 z.22
2.0 GTI 85 kW	Man.	01.92	> 07.94			Front	 z.36 L.553 ø100	 ø100 L.783 z.36
	Aut.	01.92	> 07.94			Front	 z.22 L.552 ø100	 ø100 L.792 z.22
	Aut.	08.94	> 08.97			Front	 z.22 L.547 ø124	 ø124 L.780 z.22
2.0 GTI 16V 110 kW	Man.	08.92	> 07.94			Front	 z.36 L.553 ø100	 ø100 L.783 z.36
2.8 VR6 128 kW	Man.	01.92	> 08.97			Front	 z.36 L.553 ø100	 ø100 L.783 z.36

## GOLF III CABRIO (1E)



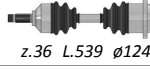








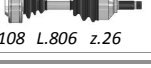






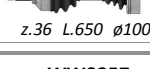


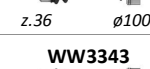
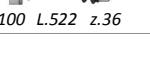
MODEL	GEARBOX	FROM	TO	CHASSIS	ABS	F/R	LEFT DRIVESHAFT	RIGHT DRIVESHAFT
1.8 55/66 kW	Man.	09.93	> 08.97			Front	 z.22 L.552 ø100	 ø100 L.792 z.22
	Aut.	09.93	> 08.97			Front	 z.22 L.552 ø100	 ø100 L.792 z.22
2.0 85 kW	Man.	09.93	> 08.97			Front	 z.22 L.552 ø100	 ø100 L.792 z.22
	Aut.	09.93	> 08.97			Front	 z.22 L.552 ø100	 ø100 L.792 z.22

## GOLF IV (1J1)

MODEL	GEARBOX	FROM	TO	CHASSIS	ABS	F/R	LEFT DRIVESHAFT	RIGHT DRIVESHAFT
1.4 16V 55 kW	Man.	08.97	>			Front	 z.36 L.554 ø94	 ø94 L.822 z.36
1.6 74 kW	Man.	08.97	>			Front	 z.36 L.554 ø94	 ø94 L.822 z.36
	Aut.	08.97	>			Front	 z.36 L.539 ø124	 ø124 L.807 z.36
1.6 16V 77 kW	Man.	02.00	>			Front	 z.36 L.543	 L.810 z.36

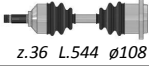

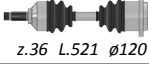
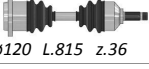




# VOLKSWAGEN

## GOLF IV (1J1)

MODEL	GEARBOX	FROM	TO	CHASSIS	ABS	F/R	LEFT DRIVESHAFT	RIGHT DRIVESHAFT
1.8 92 kW	Man.	08.97	>			Front	<b>WW3257</b>  z.36 L.553 ø100	<b>WW3256</b>  ø100 L.823 z.36
	Aut.	08.97	>			Front	<b>WW3377</b>  z.36 L.539 ø124	<b>WW3378</b>  ø124 L.807 z.36
1.8 T 110 kW	Man.	08.97	>			Front	<b>WW3229</b>  z.36 L.544 ø108	<b>WW3230</b>  ø108 L.808 z.36
	Aut.	08.97	>			Front	<b>WW3329</b>  z.36 L.521 ø120	<b>WW3330</b>  ø120 L.815 z.36
1.8 T 4Motion 110 kW	Man.	08.97	>			Front	<b>WW3393</b>  z.36 ø100	<b>WW3394</b>  ø100 L.644 z.36
	Man.	08.97	>			Rear	<b>WW3343</b>  z.36 L.650 ø100	<b>WW3344</b>  ø100 L.522 z.36
1.9 SDI 50 kW	Man.	08.97	>			Front	<b>WW3227</b>  z.36 L.554 ø94	<b>WW3228</b>  ø94 L.822 z.36
1.9 TDI 66/74/81 kW	Man.	08.97	>			Front	<b>WW3257</b>  z.36 L.553 ø100	<b>WW3256</b>  ø100 L.823 z.36
1.9 TDI 74/85/96 kW	Aut.	08.97	>			Front	<b>WW3329</b>  z.36 L.521 ø120	<b>WW3330</b>  ø120 L.815 z.36
1.9 TDI 85/96/110 kW	Man.	12.98	>			Front	<b>WW3241</b>  z.26 L.520 ø108	<b>WW3242</b>  ø108 L.806 z.26
1.9 TDI 4Motion 66 kW	Man.	08.97	>			Front	<b>WW3393</b>  z.36 ø100	<b>WW3394</b>  ø100 L.644 z.36
	Man.	08.97	>			Rear	<b>WW3343</b>  z.36 L.650 ø100	<b>WW3344</b>  ø100 L.522 z.36
1.9 TDI 4Motion 85/96/110 kW	Man.	12.98	>			Front	<b>WW3241</b>  z.26 L.520 ø108	<b>WW3291</b>  ø108 L.654 z.36
	Man.	12.98	>			Rear	<b>WW3343</b>  z.36 L.650 ø100	<b>WW3344</b>  ø100 L.522 z.36
2.0 85 kW	Man.	08.97	>			Front	<b>WW3257</b>  z.36 L.553 ø100	<b>WW3256</b>  ø100 L.823 z.36
2.0 4Motion 85 kW	Man.	08.97	>			Front	<b>WW3393</b>  z.36 ø100	<b>WW3394</b>  ø100 L.644 z.36
	Man.	08.97	>			Rear	<b>WW3343</b>  z.36 L.650 ø100	<b>WW3344</b>  ø100 L.522 z.36

# VOLKSWAGEN

## GOLF IV (1J1)

MODEL	GEARBOX	FROM	TO	CHASSIS	ABS	F/R	LEFT DRIVESHAFT	RIGHT DRIVESHAFT
2.3 V5 110 kW	Man.	08.97	> 10.00			Front	 z.36 L.544 ø108	 ø108 L.808 z.36
	Aut.	08.97	>			Front	 z.36 L.521 ø120	 ø120 L.815 z.36
2.8 V6 4Motion 150 kW	Man.	03.99	>			Front	 z.36 ø108	 ø108 z.36
	Man.	03.99	>			Rear	 z.36 L.650 ø100	 ø100 L.522 z.36

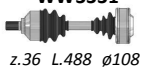
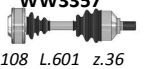
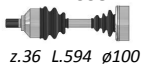

## GOLF V - PLUS (1K1)

MODEL	GEARBOX	FROM	TO	CHASSIS	ABS	F/R	LEFT DRIVESHAFT	RIGHT DRIVESHAFT
1.4 16v 55 kW	Man.	10.03	>			Front	 z.36 L.559 ø94	 ø94 L.779 z.36
1.4 TFSI 125 kW	Man.	10.05	>			Front	 z.36 L.785 ø108	 ø108 L.526 z.36
1.6 75 kW	Man.	01.04	>			Front	 z.36 L.544 ø100	 ø100 L.798 z.36
	Aut.	01.04	>			Front	 z.36 L.580 z.26	 z.26 L.876 z.36
1.6 FSI 85 kW	Man.	10.03	>			Front	 z.36 L.553 ø100	 ø100 L.782 z.36
1.9 TDI 66/77 kW	Man.	05.04	>			Front	 z.36 L.521 ø100	 ø100 L.813 z.36
1.9 TDI 77 kW	Aut.	10.03	>			Front	 z.36 L.478 ø120	 ø120 L.749 z.36
1.9 TDI 4Motion 77 kW	Man.	08.04	>			Front	 z.36 L.488 ø108	 ø108 L.601 z.36
	Man.	08.04	>			Rear	 z.36 L.594 ø100	 ø100 L.631 z.36
2.0 TDI 100/103/125 kW	Man.	10.03	>	> 1K-5B068301		Front	 z.36 L.488 ø108	 ø108 L.488 z.36
	Man.	10.03	>	1K-5B068302 >		Front	 z.36 L.488 ø108	 ø108 L.795 z.36
	Aut.	10.03	>	> 1K-5B068301		Front	 z.36 L.478 ø120	 z.23 L.798 z.36
	Aut.	10.03	>	1K-5B068302 >		Front	 z.36 L.478 ø120	 ø120 L.758 z.36

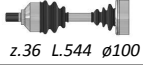
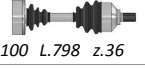


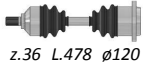







# VOLKSWAGEN

















## GOLF V - PLUS (1K1)

MODEL	GEARBOX	FROM	TO	CHASSIS	ABS	F/R	LEFT DRIVESHAFT	RIGHT DRIVESHAFT
2.0 TDI 4Motion 103/125 kW	Man.	08.04	>			Front	<b>WW3331</b>  z.36 L.488 ø108	<b>WW3357</b>  ø108 L.601 z.36
	Man.	08.04	>			Rear	<b>WW3387</b>  z.36 L.594 ø100	<b>WW3388</b>  ø100 L.631 z.36

## GOLF VI (5K\_)




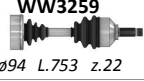












MODEL	GEARBOX	FROM	TO	CHASSIS	ABS	F/R	LEFT DRIVESHAFT	RIGHT DRIVESHAFT
1.6 75 kW	Man.	10.08	>			Front	<b>WW3333</b>  z.36 L.544 ø100	<b>WW3334</b>  ø100 L.798 z.36
1.6 TDI 66/77 kW	Man.	05.08	>			Front	<b>WW3325</b>  z.36 L.521 ø100	<b>WW3326</b>  ø100 L.813 z.36
	Aut.	05.08	>			Front	<b>WW3337</b>  z.36 L.478 ø120	<b>WW3351</b>  ø120 L.749 z.36
2.0 TDI 103/125 kW	Man.	06.08	>			Front	<b>WW3331</b>  z.36 L.488 ø108	<b>WW3332</b>  ø108 L.795 z.36
	Aut.	06.08	>			Front	<b>WW3337</b>  z.36 L.478 ø120	<b>WW3339</b>  ø120 L.758 z.36

## JETTA I (17)

MODEL	GEARBOX	FROM	TO	CHASSIS	ABS	F/R	LEFT DRIVESHAFT	RIGHT DRIVESHAFT
1.1 37 kW	Man.	04.74	> 02.80			Front	<b>WW3003</b>  z.22 L.560 ø94	<b>WW3004</b>  ø94 L.753 z.22
	Man.	03.80	> 07.83			Front	<b>WW3258</b>  z.22 L.560 ø94	<b>WW3259</b>  ø94 L.753 z.22
1.3 44 kW	Man.	04.74	> 02.80			Front	<b>WW3003</b>  z.22 L.560 ø94	<b>WW3004</b>  ø94 L.753 z.22
	Man.	03.80	> 07.83			Front	<b>WW3258</b>  z.22 L.560 ø94	<b>WW3259</b>  ø94 L.753 z.22
1.5 51 kW	Man.	04.74	> 02.80			Front	<b>WW3007</b>  z.22 L.540 ø94	<b>WW3004</b>  ø94 L.753 z.22
	Man.	03.80	> 07.83			Front	<b>WW3260</b>  z.22 L.540 ø94	<b>WW3259</b>  ø94 L.753 z.22
	Aut.	04.74	> 02.80			Front	<b>WW3007</b>  z.22 L.540 ø94	<b>WW3004</b>  ø94 L.753 z.22
	Aut.	03.80	> 07.83			Front	<b>WW3260</b>  z.22 L.540 ø94	<b>WW3259</b>  ø94 L.753 z.22

# VOLKSWAGEN

## JETTA I (17)





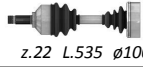











MODEL	GEARBOX	FROM	TO	CHASSIS	ABS	F/R	LEFT DRIVESHAFT	RIGHT DRIVESHAFT
1.6 63/81 kW	Man.	04.74	> 02.80			Front	 z.22 L.540 ø94	 ø94 L.753 z.22
	Man.	03.80	> 07.83			Front	 z.22 L.540 ø94	 ø94 L.753 z.22
	Aut.	04.74	> 02.80			Front	 z.22 L.540 ø94	 ø94 L.753 z.22
	Aut.	03.80	> 07.83			Front	 z.22 L.540 ø94	 ø94 L.753 z.22
1.6 D, TD 40/51 kW	Man.	10.79	> 02.80			Front	 z.22 L.540 ø94	 ø94 L.753 z.22
	Man.	03.80	> 07.83			Front	 z.22 L.540 ø94	 ø94 L.753 z.22
1.8 82 kW	Man.	08.82	> 07.83			Front	 z.22 L.540 ø94	 ø94 L.753 z.22
	Aut.	08.82	> 07.83			Front	 z.22 L.540 ø94	 ø94 L.753 z.22

## JETTA II (19E)









MODEL	GEARBOX	FROM	TO	CHASSIS	ABS	F/R	LEFT DRIVESHAFT	RIGHT DRIVESHAFT
1.0 37 kW	Man.	08.83	> 10.91			Front	 z.22 L.562 ø94	 ø94 L.774 z.22
1.3 40/43 kW	Man.	08.83	> 07.92			Front	 z.22 L.562 ø94	 ø94 L.774 z.22
1.3 i 40 kW	Man.	02.87	> 07.92			Front	 z.22 L.562 ø94	 ø94 L.774 z.22
1.6 55/63 kW	Man.	08.83	> 07.92			Front	 z.22 L.540 ø94	 ø94 L.774 z.22
	Aut.	08.83	> 07.92			Front	 z.22 L.540 ø94	 ø94 L.774 z.22
1.6 D 40 kW	Man.	08.83	> 10.91			Front	 z.22 L.540 ø94	 ø94 L.774 z.22
1.6 TD 51/60 kW	Man.	08.83	> 10.91			Front	 z.22 L.540 ø94	 ø94 L.774 z.22
1.8 66 kW	Man.	01.84	> 10.91			Front	 z.22 L.540 ø94	 ø94 L.774 z.22
	Aut.	01.84	> 10.91			Front	 z.22 L.540 ø94	 ø94 L.774 z.22
1.8 82 kW	Aut.	08.82	> 07.83			Front	 z.22 L.535 ø100	 ø100 L.769 z.22

# VOLKSWAGEN




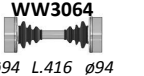






## JETTA II (19E)

MODEL	GEARBOX	FROM	TO	CHASSIS	ABS	F/R	LEFT DRIVESHAFT	RIGHT DRIVESHAFT
1.8 4x4 66 kW	Man.	08.85	> 07.89			Front	 z.22 L.540 ø94	 ø94 L.774 z.22
	Man.	08.85	> 07.89			Rear	 z.22 L.638 ø94	 ø94 L.499 z.22
	Man.	08.89	> 07.91			Front	 z.22 L.535 ø100	 ø100 L.625 z.22
1.8 GT 66 kW	Man.-Aut.	01.84	> 10.91			Front	 z.22 L.540 ø94	 ø94 L.774 z.22
1.8 GTI 79/82 kW	Man.	01.84	> 10.91			Front	 z.22 L.535 ø100	 ø100 L.769 z.22
1.8 GTI 16V 95/102 kW	Man.	02.86	> 10.91			Front	 z.22 L.535 ø100	 ø100 L.769 z.22
	Aut.	02.86	> 10.91			Front	 z.22 L.535 ø100	 ø100 L.769 z.22
1.8 Kat. 62/66 kW	Aut.	01.84	> 11.91			Front	 z.22 L.540 ø94	 ø94 L.774 z.22

## K70 (48)


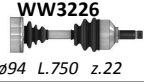



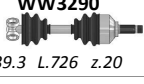

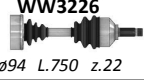

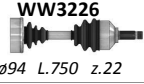





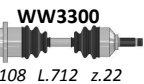
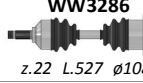
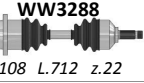




MODEL	GEARBOX	FROM	TO	CHASSIS	ABS	F/R	LEFT DRIVESHAFT	RIGHT DRIVESHAFT
1.6	Man.		> 08.72			Front	 z.27 L.615 ø120	 ø120 L.615 z.27
	Man.	09.72	> 02.75			Front	 z.27 L.602 ø120	 ø120 L.602 z.27
1.8	Man.		> 08.72			Front	 z.27 L.615 ø120	 ø120 L.615 z.27
	Man.	09.72	> 02.75			Front	 z.27 L.602 ø120	 ø120 L.602 z.27

## KAEFER/MAGGIOLINO




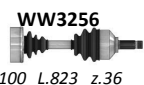






MODEL	GEARBOX	FROM	TO	CHASSIS	ABS	F/R	LEFT DRIVESHAFT	RIGHT DRIVESHAFT
1.3 29 kW	Man.	08.70	> 08.75			Rear	 ø94 L.416 ø94	 ø94 L.416 ø94
	Aut.	08.70	> 08.75			Rear	 ø94 L.416 ø94	 ø94 L.416 ø94
1.5 32 kW	Aut.	07.68	> 07.73			Rear	 ø94 L.411 ø94	 ø94 L.434 ø94
1.6 37 kW	Man.	08.70	> 08.75			Rear	 ø94 L.416 ø94	 ø94 L.416 ø94
	Aut.	07.68	> 07.73			Rear	 ø94 L.411 ø94	 ø94 L.434 ø94

# VOLKSWAGEN



## LUPO (6X1/6E1)

MODEL	GEARBOX	FROM	TO	CHASSIS	ABS	F/R	LEFT DRIVESHAFT	RIGHT DRIVESHAFT
1.0 37 kW	Man.	10.98	>			Front	 z.22 L.525 ø94	 ø94 L.750 z.22
	Man.	10.98	> 05.00			Front	 z.22 L.501 ø92	 ø92 L.765 z.22
<i>note: Eng. AHT</i>								
1.2 TDI 45 kW	Man.	06.99	>			Front	 z.20 L.510 ø39.3	 ø39.3 L.726 z.20
1.4 44 kW	Man.	04.98	>			Front	 z.22 L.525 ø94	 ø94 L.750 z.22
1.4 16V 55/74 kW	Man.	04.98	>			Front	 z.22 L.525 ø94	 ø94 L.750 z.22
1.4 16V 55 kW	Aut.	05.00	>			Front	 z.22 L.515 ø92	 ø94 L.750 z.22
1.4 FSI 77 kW	Man.	04.98	>			Front	 z.22 L.525 ø94	 ø94 L.750 z.22
1.4 TDI 55 kW	Man. GAX	05.99	>			Front	 z.22 L.527 ø108	 ø108 L.712 z.22
	Man. ESP/EXB	05.99	>			Front	 z.22 L.527 ø108	 ø108 L.712 z.22
1.6 GTI 92 kW	Man.	06.00	>			Front	 z.22 L.542 ø94	 ø92 L.760 z.22
1.7 SDI 44 kW	Man.	04.98	>			Front	 z.22 L.525 ø94	 ø94 L.750 z.22

## NEW BEETLE (9C1)


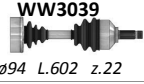



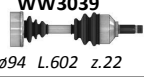

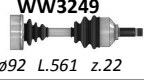
MODEL	GEARBOX	FROM	TO	CHASSIS	ABS	F/R	LEFT DRIVESHAFT	RIGHT DRIVESHAFT
1.6 74/75 kW	Man.	01.98	>			Front	 z.36 L.553 ø100	 ø100 L.823 z.36
1.6 Cabriolet 75 kW	Man.	01.98	>			Front	 z.36 L.553 ø100	 ø100 L.823 z.36
1.9 TDI 66/74 kW	Man.	01.98	>			Front	 z.36 L.553 ø100	 ø100 L.823 z.36
2.0 85 kW	Man.	01.98	>			Front	 z.36 L.553 ø100	 ø100 L.823 z.36
3.2 4Motion 165 kW	Man.-Aut.	01.98	>			Rear	 z.36 L.650 ø100	 ø100 L.522 z.36

## PASSAT I (32)

MODEL	GEARBOX	FROM	TO	CHASSIS	ABS	F/R	LEFT DRIVESHAFT	RIGHT DRIVESHAFT
1.3 44 kW	Man.	05.73	> 11.80			Front	 z.22 L.602 ø94	 ø94 L.602 z.22

# VOLKSWAGEN

## PASSAT I (32)


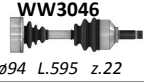


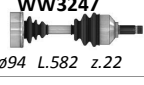



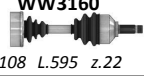
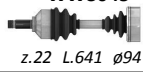


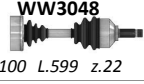














MODEL	GEARBOX	FROM	TO	CHASSIS	ABS	F/R	LEFT DRIVESHAFT	RIGHT DRIVESHAFT
1.5 55/62 kW	Man.	05.73	> 12.75			Front	 z.22 L.602 ø94	 ø94 L.602 z.22
	Aut.	05.73	> 12.75			Front	 z.22 L.660 ø94	 ø92 L.561 z.22
1.6 51/63 kW	Man.	05.73	> 11.80			Front	 z.22 L.602 ø94	 ø94 L.602 z.22
	Aut.	09.75	> 04.80			Front	 z.22 L.660 ø94	 ø92 L.561 z.22

## PASSAT II (32B)





MODEL	GEARBOX	FROM	TO	CHASSIS	ABS	F/R	LEFT DRIVESHAFT	RIGHT DRIVESHAFT
1.3 44 kW	Man.	08.80	> 07.87			Front	 z.22 L.627 ø94	 ø94 L.627 z.22
1.6 55/62 kW	Man.	08.80	> 03.88			Front	 z.22 L.627 ø94	 ø94 L.627 z.22
	Aut.	08.80	> 03.88			Front	 z.22 L.685 ø94	 ø94 L.588 z.22
1.6 81 kW	Man.	12.80	> 03.88			Front	 z.22 L.627 ø94	 ø94 L.627 z.22
	Aut.	08.80	> 03.88			Front	 z.22 L.685 ø94	 ø94 L.588 z.22
1.6 D 40 kW	Man.	08.80	> 03.88			Front	 z.22 L.627 ø94	 ø94 L.627 z.22
	Aut.	08.80	> 03.88			Front	 z.22 L.685 ø94	 ø94 L.588 z.22
1.6 TD 51 kW	Man.	12.81	> 03.88			Front	 z.22 L.627 ø94	 ø94 L.627 z.22
	Aut.	12.81	> 07.85			Front	 z.22 L.685 ø94	 ø94 L.588 z.22
1.8 66 kW	Man.	01.83	> 03.88			Front	 z.22 L.627 ø94	 ø94 L.627 z.22
	Aut.	01.83	> 03.88			Front	 z.22 L.685 ø94	 ø94 L.588 z.22
1.8 Syncro 66 kW	Man.	04.84	> 07.88			Front	 z.22 L.643 ø100	 ø100 L.599 z.22
	Man.	04.84	> 12.86			Rear	 z.22 L.627 ø94	 ø94 L.627 z.22
	Man.	01.87	> 07.88			Rear	 z.22 L.625 ø100	 ø100 L.625 z.22

# VOLKSWAGEN

## PASSAT II (32B)

MODEL	GEARBOX	FROM	TO	CHASSIS	ABS	F/R	LEFT DRIVESHAFT	RIGHT DRIVESHAFT
1.9 85 kW	Man.	01.81	> 12.82			Front	 z.22 L.641 ø94	 ø94 L.595 z.22
	Man.	01.83	> 07.83			Front	 z.22 L.643 ø100	 ø100 L.599 z.22
	Aut.	01.81	> 12.82			Front	 z.22 L.680 ø94	 ø94 L.582 z.22
	Aut.	01.83	> 07.83			Front	 z.22 L.676 ø100	 ø100 L.573 z.22
2.0 85 kW	Man.	01.83	> 03.88			Front	 z.22 L.641 ø94	 ø94 L.595 z.22
2.2 100 kW	Man.	06.86	> 03.88			Front	 z.22 L.642 ø108	 ø108 L.595 z.22
2.2 85 kW	Man.	01.81	> 12.82			Front	 z.22 L.641 ø94	 ø94 L.595 z.22
	Man.	01.83	> 03.88			Front	 z.22 L.643 ø100	 ø100 L.599 z.22
	Aut.	08.80	> 12.82			Front	 z.22 L.680 ø94	 ø94 L.582 z.22
	Aut.	01.83	> 03.88			Front	 z.22 L.676 ø100	 ø100 L.573 z.22
2.2 Syncro 100 kW	Man.	04.84	> 07.88			Front	 z.22 L.643 ø100	 ø100 L.599 z.22
	Man.	04.84	> 12.86			Rear	 z.22 L.627 ø94	 ø94 L.627 z.22
	Man.	01.87	> 07.88			Rear	 z.22 L.625 ø100	 ø100 L.625 z.22
2.3 100 kW	Man.	08.84	> 03.88			Front	 z.22 L.642 ø108	 ø108 L.595 z.22
2.3 85 kW	Man.	08.85	> 07.86			Front	 z.22 L.643 ø100	 ø100 L.599 z.22
	Aut.	08.85	> 07.86			Front	 z.22 L.676 ø100	 ø100 L.573 z.22

## PASSAT III (3A2,35I)







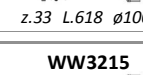
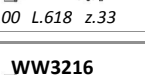
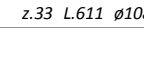
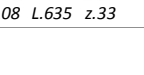
MODEL	GEARBOX	FROM	TO	CHASSIS	ABS	F/R	LEFT DRIVESHAFT	RIGHT DRIVESHAFT
1.6 55/62/81 kW	Man.	04.88	> 07.90			Front	 z.22 L.562 ø94	 ø94 L.796 z.22
1.6 Kat 51/81 kW	Man.	08.90	>			Front	 z.22 L.551 ø100	 ø100 L.783 z.22

# VOLKSWAGEN

## PASSAT III (3A2,35I)


MODEL	GEARBOX	FROM	TO	CHASSIS	ABS	F/R	LEFT DRIVESHAFT	RIGHT DRIVESHAFT
1.6 Kat. 51 kW	Man.	04.88	> 07.90			Front	 z.22 L.562 ø94	 ø94 L.796 z.22
1.6 TD 51 kW	Man.	04.88	> 07.90			Front	 z.22 L.562 ø94	 ø94 L.796 z.22
1.6 TD 59 kW	Man.	08.90	> 10.93			Front	 z.22 L.551 ø100	 ø100 L.783 z.22
1.8 GT 55/82 kW	Man.-Aut.	04.88	>			Front	 z.22 L.551 ø100	 ø100 L.783 z.22
1.8 i 55/102 kW	Man.-Aut.	04.88	> 10.93			Front	 z.22 L.551 ø100	 ø100 L.783 z.22
1.9 D 50/55 kW	Man.-Aut.	05.89	>			Front	 z.22 L.551 ø100	 ø100 L.783 z.22
1.9 TD 55/66 kW	Man.	03.91	> 09.96			Front	 z.22 L.551 ø100	 ø100 L.783 z.22
1.9 TDI 81 kW	Man.	03.96	> 05.97			Front	 z.36 L.553 ø100	 ø100 L.823 z.36
2.0 16V 110 kW	Man.	01.94	> 05.97			Front	 z.36 L.553 ø100	 ø100 L.823 z.36
2.0 16V GT 110 kW	Aut.	08.88	> 10.93			Front	 z.22 L.551 ø100	 ø100 L.783 z.22
2.0 i 85/100 kW	Man.-Aut.	08.88	>			Front	 z.22 L.551 ø100	 ø100 L.783 z.22
2.9 VR6 135 kW	Man.	01.94	> 05.97			Front	 z.36 L.553 ø100	 ø100 L.823 z.36

## PASSAT IV (3B2/3B5)



MODEL	GEARBOX	FROM	TO	CHASSIS	ABS	F/R	LEFT DRIVESHAFT	RIGHT DRIVESHAFT
1.6 74 kW	Man.	10.96	> 11.00		teeth 45	Front	 z.33 L.611 ø100	 ø100 L.635 z.33
1.8 20V 92 kW	Man.	10.96	>		teeth 45	Front	 z.33 L.611 ø108	 ø108 L.635 z.33
1.8 20V 4Motion 92 kW	Man.-Aut.	10.96	> 11.00		teeth 45	Front	 z.33 L.611 ø108	 ø108 L.635 z.33
	Man.-Aut.	10.96	> 11.00		teeth 45	Rear	 z.33 L.618 ø100	 ø100 L.618 z.33
1.8 20V Turbo 110 kW	Man.	10.96	>		teeth 45	Front	 z.33 L.611 ø108	 ø108 L.635 z.33

# VOLKSWAGEN

## PASSAT IV (3B2/3B5)

MODEL	GEARBOX	FROM	TO	CHASSIS	ABS	F/R	LEFT DRIVESHAFT	RIGHT DRIVESHAFT
1.9 TDI 66 kW	Man.	10.96	> 11.00		teeth 45	Front	 z.33 L.593 ø130	 ø130 L.615 z.33
1.9 TDI 81 kW	Man.	10.96	> 11.00		teeth 45	Front	 z.38 L.601 ø130	 ø130 L.621 z.38
1.9 TDI 85 kW	Man.	08.98	> 11.00		teeth 45	Front	 z.33 L.598 ø130	 ø130 L.620 z.33
	Aut.	08.98	> 11.00		teeth 45	Front	 z.38 L.528 ø130	 ø130 L.498 z.38
1.9 TDI 4Motion 81 kW	Man.-Aut.	10.96	> 11.00		teeth 45	Front	 z.38 L.601 ø130	 ø130 L.621 z.38
	Man.-Aut.	10.96	> 11.00		teeth 45	Rear	 z.33 L.618 ø100	 ø100 L.618 z.33
1.9 TDI 4Motion 85 kW	Man.-Aut.	08.98	> 11.00		teeth 45	Front	 z.33 L.598 ø130	 ø130 L.620 z.33
	Man.-Aut.	08.98	> 11.00		teeth 45	Rear	 z.33 L.618 ø100	 ø100 L.618 z.33
2.3 V5 110 kW	Man.	10.96	>		teeth 45	Front	 z.33 L.611 ø108	 ø108 L.635 z.33
2.3 V5 4Motion 110 kW	Man.-Aut.	10.97	> 11.00		teeth 45	Front	 z.33 L.611 ø108	 ø108 L.635 z.33
	Man.-Aut.	10.97	> 11.00		teeth 45	Rear	 z.33 L.618 ø100	 ø100 L.618 z.33
2.5 TDI 110 kW	Man.	07.98	>		teeth 45	Front	 z.38 L.601 ø130	 ø130 L.621 z.38
2.5 TDI 4Motion 110 kW	Man.-Aut.	12.98	> 11.00		teeth 45	Front	 z.38 L.601 ø130	 ø130 L.621 z.38
	Man.-Aut.	12.98	> 11.00		teeth 45	Rear	 z.33 L.618 ø100	 ø100 L.618 z.33
2.8 V6 142 kW	Man.	10.96	> 11.00		teeth 45	Front	 z.38 L.601 ø130	 ø130 L.621 z.38
2.8 V6 4Motion 142 kW	Man.-Aut.	10.96	> 11.00		teeth 45	Front	 z.38 L.601 ø130	 ø130 L.621 z.38
	Man.-Aut.	10.96	> 11.00		teeth 45	Rear	 z.33 L.618 ø100	 ø100 L.618 z.33



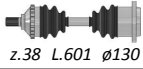





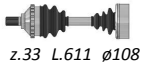





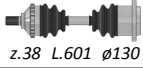





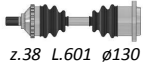



## PASSAT V (3B3/3B6)

MODEL	GEARBOX	FROM	TO	CHASSIS	ABS	F/R	LEFT DRIVESHAFT	RIGHT DRIVESHAFT
1.9 TDI 74 kW	Man.	04.01	>	> 3B2055000	teeth 45	Front	 z.33 L.598 ø130	 ø130 L.620 z.33













# VOLKSWAGEN

## PASSAT V (3B3/3B6)

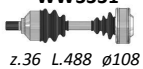

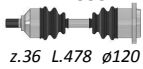


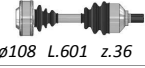


MODEL	GEARBOX	FROM	TO	CHASSIS	ABS	F/R	LEFT DRIVESHAFT	RIGHT DRIVESHAFT
1.9 TDI 96 kW	Man.	11.00	>		teeth 45	Front	 z.38 L.601 ø130	 ø130 L.621 z.38
1.9 TDI 4Motion 96 kW	Man.-Aut.	11.00	>		teeth 45	Front	 z.38 L.601 ø130	 ø130 L.621 z.38
	Man.-Aut.	11.00	>		teeth 45	Rear	 z.33 L.618 ø100	 ø100 L.618 z.33
2.3 V5 125 kW	Man.-Aut.	11.00	>		teeth 45	Front	 z.33 L.611 ø108	 ø108 L.635 z.33
2.3 V5 4Motion 125 kW	Man.-Aut.	11.00	>		teeth 45	Front	 z.33 L.611 ø108	 ø108 L.635 z.33
	Man.-Aut.	11.00	>		teeth 45	Rear	 z.33 L.618 ø100	 ø100 L.618 z.33
2.5 TDI 110/132 kW	Man.-Aut.	11.00	>		teeth 45	Front	 z.38 L.601 ø130	 ø130 L.621 z.38
2.5 TDI 4Motion 110/132 kW	Man.-Aut.	11.00	>		teeth 45	Front	 z.38 L.601 ø130	 ø130 L.621 z.38
	Man.-Aut.	11.00	>		teeth 45	Rear	 z.33 L.618 ø100	 ø100 L.618 z.33
2.8 V6 142 kW	Man.-Aut.	11.00	>		teeth 45	Front	 z.38 L.601 ø130	 ø130 L.621 z.38
2.8 V6 4Motion 142 kW	Man.-Aut.	11.00	>		teeth 45	Front	 z.38 L.601 ø130	 ø130 L.621 z.38
	Man.-Aut.	11.00	>		teeth 45	Rear	 z.33 L.618 ø100	 ø100 L.618 z.33

## PASSAT VI (3C2)





MODEL	GEARBOX	FROM	TO	CHASSIS	ABS	F/R	LEFT DRIVESHAFT	RIGHT DRIVESHAFT
1.6 75 kW	Man.	03.05	>			Front	 z.36 L.544 ø100	 ø100 L.798 z.36
1.9 TDI 77 kW	Man.	03.05	>			Front	 z.36 L.521 ø100	 ø100 L.813 z.36
	Aut.	03.05	>			Front	 z.36 L.478 ø120	 ø120 L.749 z.36
1.9 TDI 4Motion 77 kW	Man.	03.05	>			Front	 z.36 L.488 ø108	 ø108 L.601 z.36
	Man.	03.05	>			Rear	 z.36 L.594 ø100	 ø100 L.631 z.36

# VOLKSWAGEN











## PASSAT VI (3C2)

MODEL	GEARBOX	FROM	TO	CHASSIS	ABS	F/R	LEFT DRIVESHAFT	RIGHT DRIVESHAFT
2.0 TDI 100/103/125 kW	Man.	03.05	>			Front	 z.36 L.488 ø108	 ø108 L.795 z.36
	Aut.	10.03	>			Front	 z.36 L.478 ø120	 ø120 L.758 z.36
2.0 TDI 4Motion 103/125 kW	Man.	03.05	>			Front	 z.36 L.488 ø108	 ø108 L.601 z.36
	Man.	03.05	>			Rear	 z.36 L.594 ø100	 ø100 L.631 z.36











## POLO I (86)

MODEL	GEARBOX	FROM	TO	CHASSIS	ABS	F/R	LEFT DRIVESHAFT	RIGHT DRIVESHAFT
0.9 29 kW	Man.	04.75	> 10.83			Front	 z.20 L.480 ø92	 ø92 L.732 z.20
1.3 40/44 kW	Man.	04.75	> 10.83			Front	 z.20 L.480 ø92	 ø92 L.732 z.20

## POLO II (86C)


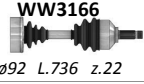

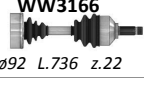


MODEL	GEARBOX	FROM	TO	CHASSIS	ABS	F/R	LEFT DRIVESHAFT	RIGHT DRIVESHAFT
1.0 29/33 kW	Man.	11.83	> 07.94			Front	 z.20 L.480 ø92	 ø92 L.732 z.20
1.3 44/55 kW	Man.	11.83	> 07.94			Front	 z.20 L.480 ø92	 ø92 L.732 z.20
1.3 D 33 kW	Man.	08.86	> 07.94			Front	 z.20 L.480 ø92	 ø92 L.732 z.20
1.3 GT 85 kW	Man.	05.87	> 07.94			Front	 z.20 L.480 ø92	 ø92 L.732 z.20
1.4 D 35 kW	Man.	10.90	> 07.94			Front	 z.20 L.480 ø92	 ø92 L.732 z.20

## POLO III (6N1)


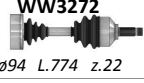


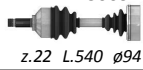

MODEL	GEARBOX	FROM	TO	CHASSIS	ABS	F/R	LEFT DRIVESHAFT	RIGHT DRIVESHAFT
1.0 i 33/37 kW	Man.	08.94	> 10.99			Front	 z.22 L.515 ø92	 ø92 L.736 z.22
1.3 i 40 kW	Man.	08.94	> 07.95			Front	 z.22 L.515 ø92	 ø92 L.736 z.22
1.4 i 40/44 kW	Man.	08.94	> 10.99			Front	 z.22 L.515 ø92	 ø92 L.736 z.22
1.6 16V GTI 88 kW	Man.	09.98	> 12.99			Front	 z.22 L.525 ø94	 ø94 L.750 z.22
1.6 i 55 kW	Man.	08.94	> 10.99			Front	 z.22 L.515 ø92	 ø92 L.736 z.22

# VOLKSWAGEN


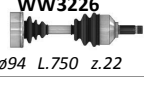

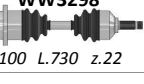

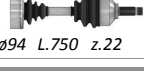


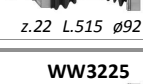











## POLO III (6N1)

MODEL	GEARBOX	FROM	TO	CHASSIS	ABS	F/R	LEFT DRIVESHAFT	RIGHT DRIVESHAFT
1.7 SDI 42/44 kW	Man.	04.97	> 04.00			Front	 z.22 L.515 ø92	 ø92 L.736 z.22
1.9 D 47 kW	Man.	08.94	> 10.99			Front	 z.22 L.515 ø92	 ø92 L.736 z.22
1.9 SDI 47 kW	Man.	07.96	> 10.99			Front	 z.22 L.515 ø92	 ø92 L.736 z.22

## POLO III CLASSIC (6KV2)

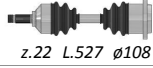

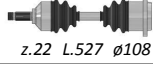





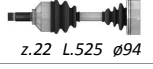





MODEL	GEARBOX	FROM	TO	CHASSIS	ABS	F/R	LEFT DRIVESHAFT	RIGHT DRIVESHAFT
1.6 16V 74 kW	Man.	04.96	> 10.99			Front	 z.22 L.540 ø94	 ø94 L.774 z.22
1.7 SDI 42 kW	Man.	07.97	> 09.01			Front	 z.22 L.540 ø94	 ø94 L.774 z.22
1.9 SDI 47 kW	Man.	12.95	> 08.99			Front	 z.22 L.540 ø94	 ø94 L.774 z.22

## POLO IV (6N2)











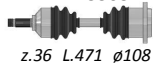

MODEL	GEARBOX	FROM	TO	CHASSIS	ABS	F/R	LEFT DRIVESHAFT	RIGHT DRIVESHAFT
1.0 i 37 kW	Man.	10.99	> 09.01			Front	 z.22 L.525 ø94	 ø94 L.750 z.22
1.4 40 kW	Aut.	10.99	> 09.01			Front	 z.22 L.502 ø100	 ø100 L.730 z.22
	Aut.	10.99	> 09.01			Front	 z.22 L.515 ø92	 ø94 L.750 z.22
1.4 44 kW	Aut.	10.99	> 09.01			Front	 z.22 L.502 ø100	 ø100 L.730 z.22
	Aut.	10.99	> 09.01			Front	 z.22 L.515 ø92	 ø94 L.750 z.22
1.4 16V 55 kW	Man.	10.99	> 01.02			Front	 z.22 L.525 ø94	 ø94 L.750 z.22
	Aut.	01.99	> 04.02			Front	 z.22 L.502 ø100	 ø100 L.730 z.22
	Aut.	01.99	> 04.02			Front	 z.22 L.515 ø92	 ø94 L.750 z.22
1.4 16V 74 kW	Man.	05.00	> 04.02			Front	 z.22 L.525 ø94	 ø94 L.750 z.22
1.4 i 40/44 kW	Man.	10.99	> 09.01			Front	 z.22 L.525 ø94	 ø94 L.750 z.22

# VOLKSWAGEN

## POLO IV (6N2)







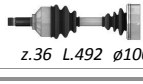





MODEL	GEARBOX	FROM	TO	CHASSIS	ABS	F/R	LEFT DRIVESHAFT	RIGHT DRIVESHAFT
1.4 TDI 55 kW	Man. GAX	10.99	> 04.02			Front	 z.22 L.527 ø108	 ø108 L.712 z.22
	Man. ESP/EXB	10.99	> 04.02			Front	 z.22 L.527 ø108	 ø108 L.712 z.22
1.6 16V GTI 92 kW	Man.	10.99	> 09.01			Front	 z.22 L.542 ø94	 ø92 L.760 z.22
	Aut.	10.99	> 09.01			Front	 z.22 L.492	 L.720 z.22
1.7 SDI 42/44 kW	Man.	04.97	> 04.00			Front	 z.22 L.525 ø94	 ø94 L.750 z.22
1.9 D 47 kW	Man.	10.94	> 09.01			Front	 z.22 L.525 ø94	 ø94 L.750 z.22
1.9 SDI 47 kW	Man.	10.99	> 09.01			Front	 z.22 L.525 ø94	 ø94 L.750 z.22

## POLO V (9N\_)


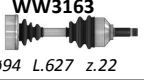
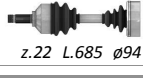
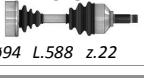




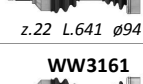
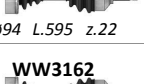














MODEL	GEARBOX	FROM	TO	CHASSIS	ABS	F/R	LEFT DRIVESHAFT	RIGHT DRIVESHAFT
1.2 40/47 kW	Man.	11.01	>			Front	 z.36 L.501 ø94	 ø94 L.750 z.36
	Man.	11.01	>			Front	 z.20 L.501 ø94	 ø94 L.765 z.20
1.4 16V 55/74 kW	Man.	10.99	>			Front	 z.36 L.501 ø94	 ø94 L.750 z.36
	Man.	10.99	>			Front	 z.20 L.501 ø94	 ø94 L.765 z.20
1.4 FSI 63 kW	Man.	02.02	>			Front	 z.36 L.501 ø94	 ø94 L.750 z.36
	Man.	02.02	>			Front	 z.20 L.501 ø94	 ø94 L.765 z.20
1.4 TDI 51 kW	Man.	04.05	>			Front	 z.36 L.501 ø94	 ø94 L.753 z.36
1.4 TDI 55/59 kW	Man.	05.99	>			Front	 z.36 L.471 ø108	 ø108 L.757 z.36
1.9 SDI 47 kW	Man.	11.01	>			Front	 z.36 L.501 ø94	 ø94 L.750 z.36
	Man.	11.01	>			Front	 z.20 L.501 ø94	 ø94 L.765 z.20
1.9 TDI 74 kW	Man.	11.01	>			Front	 z.36 L.471 ø108	 ø108 L.757 z.36

# VOLKSWAGEN

## POLO VI (6R\_)


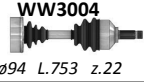

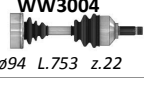

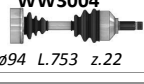
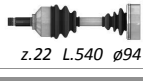
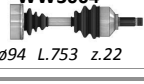
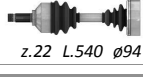
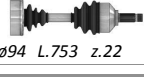
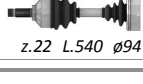
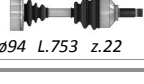

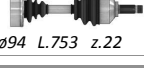


MODEL	GEARBOX	FROM	TO	CHASSIS	ABS	F/R	LEFT DRIVESHAFT	RIGHT DRIVESHAFT
1.2 44/51 kW	Man.	06.09	>			Front	 z.36 L.515 ø94	 ø94 L.765 z.36
1.2 TSI 66 kW	Man.	05.11	>			Front	 z.36 ø100	 ø100 L.769 z.36
1.4 63 kW	Man.	06.09	>			Front	 z.36 L.515 ø94	 ø94 L.765 z.36
1.4 TDI 55/66 kW	Man.	06.09	>			Front	 z.36 L.492 ø100	 ø100 L.785 z.36
1.6 TDI 55/66 kW	Man.	06.09	>			Front	 z.36 L.492 ø100	 ø100 L.785 z.36
	Aut.	06.09	>			Front	 z.36 ø108	 ø108 L.781 z.36

## SANTANA (32B)




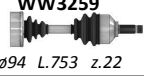
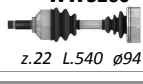

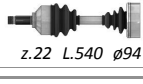
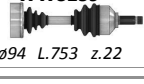
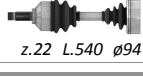
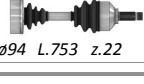
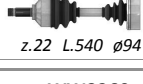
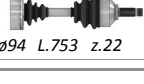

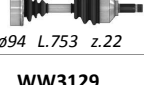
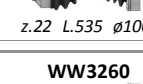



MODEL	GEARBOX	FROM	TO	CHASSIS	ABS	F/R	LEFT DRIVESHAFT	RIGHT DRIVESHAFT
1.6 55/63 kW	Man.	08.81	> 01.84			Front	 z.22 L.627 ø94	 ø94 L.627 z.22
	Aut.	08.81	> 01.84			Front	 z.22 L.685 ø94	 ø94 L.588 z.22
1.8 68 kW	Man.	08.81	> 01.84			Front	 z.22 L.627 ø94	 ø94 L.627 z.22
	Aut.	08.81	> 01.84			Front	 z.22 L.685 ø94	 ø94 L.588 z.22
1.9 85 kW	Man.	08.81	> 12.82			Front	 z.22 L.641 ø94	 ø94 L.595 z.22
	Man.	01.83	> 01.84			Front	 z.22 L.641 ø100	 ø100 L.595 z.22
	Aut.	08.81	> 12.82			Front	 z.22 L.680 ø94	 ø94 L.582 z.22
	Aut.	01.83	> 01.84			Front	 z.22 L.676 ø100	 ø100 L.573 z.22
2.0 85 kW	Man.	08.81	> 12.82			Front	 z.22 L.641 ø94	 ø94 L.595 z.22
	Man.	01.83	> 01.84			Front	 z.22 L.641 ø100	 ø100 L.595 z.22
	Aut.	08.81	> 12.82			Front	 z.22 L.680 ø94	 ø94 L.582 z.22
	Aut.	01.83	> 01.84			Front	 z.22 L.676 ø100	 ø100 L.573 z.22

# VOLKSWAGEN

## SCIROCCO I (53)

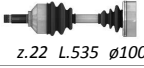
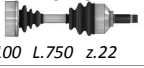





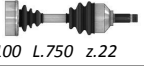
MODEL	GEARBOX	FROM	TO	CHASSIS	ABS	F/R	LEFT DRIVESHAFT	RIGHT DRIVESHAFT
1.1 37 kW	Man.	02.74	> 02.80			Front	 z.22 L.560 ø94	 ø94 L.753 z.22
1.3 44 kW	Man.	02.74	> 02.80			Front	 z.22 L.560 ø94	 ø94 L.753 z.22
1.5 51/52 kW	Man.-Aut.	02.74	> 02.80			Front	 z.22 L.540 ø94	 ø94 L.753 z.22
1.6 55/63 kW	Man.-Aut.	02.74	> 02.80			Front	 z.22 L.540 ø94	 ø94 L.753 z.22
1.6 GTI 81 kW	Man.	06.76	> 02.80			Front	 z.22 L.540 ø94	 ø94 L.753 z.22
1.6 Kat 51 kW	Man.-Aut.	02.74	> 02.80			Front	 z.22 L.540 ø94	 ø94 L.753 z.22
1.8 66/70 kW	Man.-Aut.	08.83	> 02.80			Front	 z.22 L.540 ø94	 ø94 L.753 z.22
1.8 GTI 82 kW	Man.	08.83	> 02.80			Front	 z.22 L.540 ø94	 ø94 L.753 z.22

## SCIROCCO II (53B)







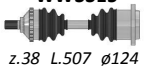



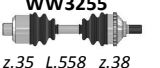




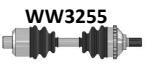







MODEL	GEARBOX	FROM	TO	CHASSIS	ABS	F/R	LEFT DRIVESHAFT	RIGHT DRIVESHAFT
1.1 37 kW	Man.	03.80	> 07.83			Front	 z.22 L.560 ø94	 ø94 L.753 z.22
1.3 44 kW	Man.	03.80	> 10.83			Front	 z.22 L.560 ø94	 ø94 L.753 z.22
1.5, 51/52 kW	Aut.	03.80	> 08.75			Front	 z.22 L.540 ø94	 ø94 L.753 z.22
1.6 55/63 kW	Man.-Aut.	03.80	> 07.92			Front	 z.22 L.540 ø94	 ø94 L.753 z.22
1.6 GTI 81 kW	Man.	03.80	> 07.83			Front	 z.22 L.540 ø94	 ø94 L.753 z.22
1.6 Kat 51 kW	Man.-Aut.	03.80	> 07.92			Front	 z.22 L.540 ø94	 ø94 L.753 z.22
1.8 66/70 kW	Man.	03.80	> 08.87			Front	 z.22 L.540 ø94	 ø94 L.753 z.22
	Man.	09.87	> 07.92			Front	 z.22 L.535 ø100	 ø100 L.750 z.22
1.8 66 kW	Aut.	03.80	> 07.89			Front	 z.22 L.540 ø94	 ø94 L.753 z.22

# VOLKSWAGEN

## SCIROCCO II (53B)





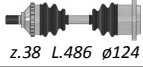

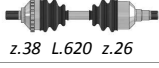



MODEL	GEARBOX	FROM	TO	CHASSIS	ABS	F/R	LEFT DRIVESHAFT	RIGHT DRIVESHAFT
1.8 16V 102 kW	Man.	10.85	> 07.92			Front	 z.22 L.535 ø100	 ø100 L.750 z.22
1.8 GTI 82 kW	Man.	03.80	> 10.83			Front	 z.22 L.540 ø94	 ø94 L.753 z.22
	Man.	11.83	> 07.92			Front	 z.22 L.535 ø100	 ø100 L.750 z.22
1.8 GTI 16V 102 kW	Man.	10.85	> 07.92			Front	 z.22 L.535 ø100	 ø100 L.750 z.22

## SHARAN (7M\_)


MODEL	GEARBOX	FROM	TO	CHASSIS	ABS	F/R	LEFT DRIVESHAFT	RIGHT DRIVESHAFT
1.9 TDI 66/81 kW	Man.	02.96	> 04.00			Front	 z.38 L.620 z.26	 z.35 L.558 z.38
	Man.	02.96	> 04.00		teeth 48	Front	 z.38 L.620 z.26	 z.35 L.558 z.38
1.9 TDI 81 kW	Aut.	02.96	> 04.00		teeth 48	Front	 z.38 L.515 ø90	 ø90 L.545 z.38
1.9 TDI 85/96 kW	Man.	02.00	> 05.06		teeth 48	Front	 z.38 L.507 ø124	 ø124 L.507 z.38
	Aut.	02.00	> 05.06		teeth 48	Front	 z.38 L.486 ø124	 ø124 L.486 z.38
2.0 85 kW	Man.	11.95	>			Front	 z.38 L.620 z.26	 z.35 L.558 z.38
	Man.	11.95	>		teeth 48	Front	 z.38 L.620 z.26	 z.35 L.558 z.38
	Aut.	11.95	> 04.00		teeth 48	Front	 z.38 L.515 ø90	 ø90 L.545 z.38
2.3 107 kW	Man.	01.97	>			Front	 z.38 L.620 z.26	 z.35 L.558 z.38
	Man.	01.97	>		teeth 48	Front	 z.38 L.620 z.26	 z.35 L.558 z.38
2.8 V6 128 kW	Man.	11.95	> 04.00			Front	 z.38 L.620 z.26	 z.35 L.558 z.38
	Man.	11.95	> 04.00		teeth 48	Front	 z.38 L.620 z.26	 z.35 L.558 z.38
	Aut.	11.95	> 04.00		teeth 48	Front	 z.38 L.547 ø112	 ø112 L.547 z.38

# VOLKSWAGEN

## SHARAN (7M\_)

MODEL	GEARBOX	FROM	TO	CHASSIS	ABS	F/R	LEFT DRIVESHAFT	RIGHT DRIVESHAFT
2.8 V6 150 kW	Man.	02.00	> 05.06		teeth 48	Front	 z.38 L.507 ø124	 ø124 L.507 z.38
	Aut.	02.00	> 03.03		teeth 48	Front	 z.38 L.486 ø124	 ø124 L.486 z.38
	Aut.	04.03	> 05.06		teeth 48	Front	 z.38 L.486 ø124	 z.30 L.560 z.38
2.8 V6 4Motion 128 kW	Man.	04.96	> 04.00		teeth 48	Front	 z.38 L.620 z.26	 z.35 L.558 z.38
	Man.	04.96	> 04.00		teeth 48	Rear	 z.38 L.628 ø100	 ø100 L.477 z.38



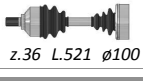


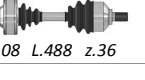






## TOUAREG (7LA, 7L6, 7L7)

MODEL	GEARBOX	FROM	TO	CHASSIS	ABS	F/R	LEFT DRIVESHAFT	RIGHT DRIVESHAFT
2.5 R5 TDI 128 kW	Man.-Aut.	01.03	>			Front	 z.38 L.523 ø112	 ø112 L.523 z.38
	Man.-Aut.	01.03	>			Rear	 z.30 L.737 ø116	 ø116 L.737 z.30
3.0 V6 TDI 165/176 kW	Man.-Aut.	11.04	>			Front	 z.30 L.525 ø112	 ø112 L.525 z.30
	Man.-Aut.	11.04	>			Rear	 z.30 L.737 ø116	 ø116 L.737 z.30
3.2 V6 162/177 kW	Man.-Aut.	10.02	>			Front	 z.30 L.525 ø112	 ø112 L.525 z.30
	Man.-Aut.	10.02	>			Rear	 z.30 L.737 ø116	 ø116 L.737 z.30
4.2 V8 228/257 kW	Man.-Aut.	12.02	>			Front	 z.30 L.525 ø122	 ø122 L.525 z.30
	Man.-Aut.	12.02	>			Rear	 z.30 L.737 ø116	 ø116 L.737 z.30
5.0 TDI 230/257 kW	Man.-Aut.	10.02	>			Front	 z.30 L.525 ø122	 ø122 L.525 z.30
	Man.-Aut.	10.02	>			Rear	 z.30 L.737 ø116	 ø116 L.737 z.30
6.0 W12 331 kW	Man.-Aut.	03.05	>			Front	 z.30 L.525 ø122	 ø122 L.525 z.30
	Man.-Aut.	03.05	>			Rear	 z.30 L.737 ø116	 ø116 L.737 z.30





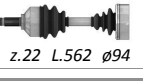

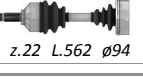

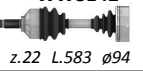

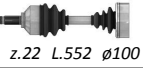



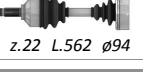

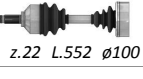

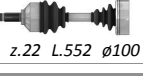
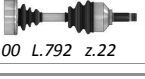




# VOLKSWAGEN

## TOURAN









MODEL	GEARBOX	FROM	TO	CHASSIS	ABS	F/R	LEFT DRIVESHAFT	RIGHT DRIVESHAFT
1.6 75 kW	Man.	07.03	>			Front	 z.36 L.544 ø100	 ø100 L.798 z.36
1.9 TDI 66/74/77 kW	Man. 5/6 Sp.	02.03	>			Front	 z.36 L.521 ø100	 ø100 L.813 z.36
2.0 TDI 100/103/125 kW	Man.	02.03	>	> 1T-5083127		Front	 z.36 L.488 ø108	 ø108 L.488 z.36
	Man.	02.03	>	1T-5083128 >		Front	 z.36 L.488 ø108	 ø108 L.795 z.36
	Aut.	02.03	>	> 1T-5083127		Front	 z.36 L.478 ø120	 z.23 L.798 z.36
	Aut.	02.03	>	1T-5083128 >		Front	 z.36 L.478 ø120	 ø120 L.758 z.36

## VENTO (1H2)

MODEL	GEARBOX	FROM	TO	CHASSIS	ABS	F/R	LEFT DRIVESHAFT	RIGHT DRIVESHAFT
1.4 40/44 kW	Man.	11.91	> 07.92			Front	 z.22 L.583 ø94	 ø94 L.796 z.22
	Man.	08.92	> 12.92			Front	 z.22 L.583 ø94	 ø94 L.782 z.22
	Man.	01.93	> 09.98			Front	 z.22 L.562 ø94	 ø94 L.782 z.22
1.6 i 55/74 kW	Man.	10.94	> 09.98			Front	 z.22 L.562 ø94	 ø100 L.599 z.22
1.6 i 55 kW	Man.	09.92	> 09.94			Front	 z.22 L.583 ø94	 ø94 L.782 z.22
1.8 i 66 kW	Man.	11.91	> 09.98			Front	 z.22 L.552 ø100	 ø100 L.792 z.22
	Aut.	11.91	> 09.98			Front	 z.22 L.552 ø100	 ø100 L.792 z.22
1.9 D 47 kW	Man.	11.91	> 09.98			Front	 z.22 L.562 ø94	 ø100 L.599 z.22
1.9 TD 55 kW	Man.	11.91	> 09.98			Front	 z.22 L.552 ø100	 ø100 L.792 z.22
	Aut.	11.91	> 09.98			Front	 z.22 L.552 ø100	 ø100 L.792 z.22
1.9 TDI 66/81 kW	Man.	09.93	> 09.98			Front	 z.22 L.551 ø100	 ø100 L.783 z.22









# VOLKSWAGEN

## VENTO (1H2)







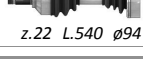



MODEL	GEARBOX	FROM	TO	CHASSIS	ABS	F/R	LEFT DRIVESHAFT	RIGHT DRIVESHAFT
2.0 85 kW	Man.	01.92	> 09.98			Front	<b>WW3051</b>  z.36 L.549 ø100	<b>WW3052</b>  ø100 L.783 z.36
	Aut.	01.92	> 09.98			Front	<b>WW3144</b>  z.22 L.552 ø100	<b>WW3145</b>  ø100 L.792 z.22
2.0 16V GTI 110 kW	Man.	08.92	> 09.98			Front	<b>WW3051</b>  z.36 L.549 ø100	<b>WW3052</b>  ø100 L.783 z.36
2.8 VR6 120 kW	Man.	01.92	> 09.98			Front	<b>WW3051</b>  z.36 L.549 ø100	<b>WW3052</b>  ø100 L.783 z.36

# VOLKSWAGEN LCV

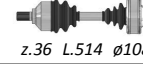
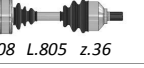




## CADDY (14)

MODEL	GEARBOX	FROM	TO	CHASSIS	ABS	F/R	LEFT DRIVESHAFT	RIGHT DRIVESHAFT
1.5 51 kW	Man.	10.82	> 07.92			Front	 z.22 L.540 ø94	 ø94 L.753 z.22
1.6 55 kW	Man.	10.82	> 07.92			Front	 z.22 L.540 ø94	 ø94 L.753 z.22
1.6 D 40 kW	Man.	10.82	> 07.92			Front	 z.22 L.540 ø94	 ø94 L.753 z.22
1.8 70 kW	Man.	10.82	> 07.92			Front	 z.22 L.540 ø94	 ø94 L.753 z.22

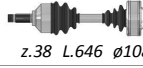





## CADDY II (9K9)

MODEL	GEARBOX	FROM	TO	CHASSIS	ABS	F/R	LEFT DRIVESHAFT	RIGHT DRIVESHAFT
1.7 SDI 42 kW	Man.	07.96	>			Front	 z.22 L.540 ø94	 ø94 L.774 z.22
1.8	Man.	01.97	>			Front	 z.22 L.535 ø100	 ø100 L.769 z.22
1.9 D 47 kW	Man.	11.95	>			Front	 z.22 L.540 ø94	 ø94 L.774 z.22
1.9 SDI 47 kW	Man.	11.95	>			Front	 z.22 L.540 ø94	 ø94 L.774 z.22
1.9 TDI 66 kW	Man.	01.97	>			Front	 z.22 L.535 ø100	 ø100 L.769 z.22

## CADDY III (2K\_)









MODEL	GEARBOX	FROM	TO	CHASSIS	ABS	F/R	LEFT DRIVESHAFT	RIGHT DRIVESHAFT
1.9 TDI 77 kW	Man.	04.04	>			Front	 z.36 L.514 ø108	 ø108 L.805 z.36
	Aut.	04.04	>			Front	 z.36 L.478 ø120	 ø120 L.758 z.36
2.0 SDI 51 kW	Man.	03.04	>			Front	 z.36 L.521 ø100	 ø100 L.813 z.36

## MULTIVAN V (7H\_)
























MODEL	GEARBOX	FROM	TO	CHASSIS	ABS	F/R	LEFT DRIVESHAFT	RIGHT DRIVESHAFT
1.9 TDI 63/77/85 kW	Man.	04.03	>			Front	 z.38 L.646 ø108	 z.26 L.859 z.38
2.0 85 kW	Man.	04.03	>			Front	 z.38 L.646 ø108	 z.26 L.859 z.38
2.5 TDI 96/120/128 kW	Man.	04.03	>			Front	 z.38 L.618 z.26	 z.26 L.880 z.38

# VOLKSWAGEN LCV

## TRANSPORTER T2





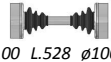







MODEL	GEARBOX	FROM	TO	CHASSIS	ABS	F/R	LEFT DRIVESHAFT	RIGHT DRIVESHAFT
1.3 32 kW	Man.	01.68	> 01.79			Rear	<b>WW3066</b>  ø100 L.475 ø100	<b>WW3066</b>  ø100 L.475 ø100
	Aut.	01.68	> 01.79			Rear	<b>WW3233</b>  ø100 L.457 ø100	<b>WW3234</b>  ø100 L.505 ø100
2.0 51 kW	Man.	01.68	> 01.79			Rear	<b>WW3066</b>  ø100 L.475 ø100	<b>WW3066</b>  ø100 L.475 ø100
	Aut.	01.68	> 01.79			Rear	<b>WW3233</b>  ø100 L.457 ø100	<b>WW3234</b>  ø100 L.505 ø100

## TRANSPORTER T3











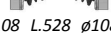
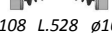
MODEL	GEARBOX	FROM	TO	CHASSIS	ABS	F/R	LEFT DRIVESHAFT	RIGHT DRIVESHAFT
1.6 37 kW	Man.	05.79	> 08.82			Rear	<b>WW3069</b>  ø100 L.542 ø100	<b>WW3069</b>  ø100 L.542 ø100
	Man.	09.82	> 07.92			Rear	<b>WW3072</b>  ø100 L.537 ø100	<b>WW3072</b>  ø100 L.537 ø100
	Aut.	05.79	> 08.82			Rear	<b>WW3235</b>  ø100 L.528 ø100	<b>WW3236</b>  ø100 L.566 ø100
	Aut.	09.82	> 07.92			Rear	<b>WW3237</b>  ø100 L.513 ø100	<b>WW3238</b>  ø100 L.546 ø100
1.6 D 37 kW	Man.	01.81	> 08.82			Rear	<b>WW3069</b>  ø100 L.542 ø100	<b>WW3069</b>  ø100 L.542 ø100
	Man.	09.82	> 07.92			Rear	<b>WW3072</b>  ø100 L.537 ø100	<b>WW3072</b>  ø100 L.537 ø100
1.6 TD 51 kW	Man.	08.85	> 07.92			Rear	<b>WW3072</b>  ø100 L.537 ø100	<b>WW3072</b>  ø100 L.537 ø100
1.7 D 42 kW	Man.	01.81	> 08.82			Rear	<b>WW3069</b>  ø100 L.542 ø100	<b>WW3069</b>  ø100 L.542 ø100
	Man.	09.82	> 07.92			Rear	<b>WW3072</b>  ø100 L.537 ø100	<b>WW3072</b>  ø100 L.537 ø100
1.7 TD	Man.	08.85	> 07.92			Rear	<b>WW3072</b>  ø100 L.537 ø100	<b>WW3072</b>  ø100 L.537 ø100
2.0 51 kW	Aut.	05.79	> 08.82			Rear	<b>WW3235</b>  ø100 L.528 ø100	<b>WW3236</b>  ø100 L.566 ø100
	Aut.	09.82	> 07.92			Rear	<b>WW3237</b>  ø100 L.513 ø100	<b>WW3238</b>  ø100 L.546 ø100

# VOLKSWAGEN LCV

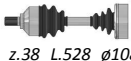
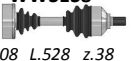


## TRANSPORTER T3

MODEL	GEARBOX	FROM	TO	CHASSIS	ABS	F/R	LEFT DRIVESHAFT	RIGHT DRIVESHAFT
2.1 82 kW	Man.	05.79	> 08.82			Rear	 ø100 L.542 ø100	 ø100 L.542 ø100
	Man.	09.82	> 07.92			Rear	 ø100 L.537 ø100	 ø100 L.537 ø100
	Aut.	05.79	> 08.82			Rear	 ø100 L.528 ø100	 ø100 L.566 ø100
	Aut.	09.82	> 07.92			Rear	 ø100 L.513 ø100	 ø100 L.546 ø100
2.1 Kat. 65 kW	Man.	09.82	> 07.92			Rear	 ø100 L.537 ø100	 ø100 L.537 ø100
	Aut.	09.82	> 07.92			Rear	 ø100 L.513 ø100	 ø100 L.546 ø100

## TRANSPORTER T3 SYNCRO


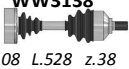




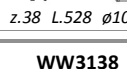
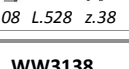




















MODEL	GEARBOX	FROM	TO	CHASSIS	ABS	F/R	LEFT DRIVESHAFT	RIGHT DRIVESHAFT
1.9 57 kW	Man.	10.84	> 07.92			Front	 z.26 L.715 ø100	 ø100 L.715 z.26
	Man.	10.84	> 07.92			Rear	 ø100 L.537 ø100	 ø100 L.537 ø100
	Man.	10.84	> 07.92			Rear	 ø108 L.528 ø108	 ø108 L.528 ø108
2.1 65 kW	Man.	10.84	> 07.92			Front	 z.26 L.715 ø100	 ø100 L.715 z.26
	Man.	10.84	> 07.92			Rear	 ø100 L.537 ø100	 ø100 L.537 ø100
	Man.	10.84	> 07.92			Rear	 ø108 L.528 ø108	 ø108 L.528 ø108

## TRANSPORTER T4 (70X\_)

MODEL	GEARBOX	FROM	TO	CHASSIS	ABS	F/R	LEFT DRIVESHAFT	RIGHT DRIVESHAFT
1.8 50 kW	Man.	12.90	> 07.92			Front	 z.38 L.528 ø108	 ø108 L.528 z.38
	Man.	12.90	> 07.92		teeth 48	Front	 z.38 L.528 ø108	 ø108 L.528 z.38


















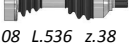

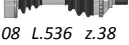
# VOLKSWAGEN LCV

## TRANSPORTER T4 (70X\_)

MODEL	GEARBOX	FROM	TO	CHASSIS	ABS	F/R	LEFT DRIVESHAFT	RIGHT DRIVESHAFT
1.9 D 45 kW	Man.	09.90 >	07.94	> 70-R-136290		Front	 z.38 L.528 ø108	 ø108 L.528 z.38
	Man.	09.90 >	07.94	> 70-R-136290	teeth 48	Front	 z.38 L.528 ø108	 ø108 L.528 z.38
	Man.	08.94 >		70-S-000001 >		Front	 z.38 L.528 ø108	 ø108 L.528 z.38
	Man.	08.94 >		70-S-000001 >	teeth 48	Front	 z.38 L.528 ø108	 ø108 L.528 z.38
1.9 TD 50 kW	Man.	10.92 >	07.94	> 70-R-136290		Front	 z.38 L.528 ø108	 ø108 L.528 z.38
	Man.	10.92 >	07.94	> 70-R-136290	teeth 48	Front	 z.38 L.528 ø108	 ø108 L.528 z.38
	Man.	08.94 >		70-S-000001 >		Front	 z.38 L.528 ø108	 ø108 L.528 z.38
	Man.	08.94 >		70-S-000001 >	teeth 48	Front	 z.38 L.528 ø108	 ø108 L.528 z.38
2.0 51 kW	Man.	07.90 >	07.94	> 70-R-136290		Front	 z.38 L.528 ø108	 ø108 L.528 z.38
	Man.	07.90 >	07.94	> 70-R-136290	teeth 48	Front	 z.38 L.528 ø108	 ø108 L.528 z.38
2.0 62 kW	Man.	08.94 >		70-S-000001 >		Front	 z.38 L.528 ø108	 ø108 L.528 z.38
	Man.	08.94 >		70-S-000001 >	teeth 48	Front	 z.38 L.528 ø108	 ø108 L.528 z.38
2.4 D 51/57 kW	Man.	07.90 >	07.94	> 70-R-136290		Front	 z.38 L.528 ø108	 ø108 L.528 z.38
	Man.	07.90 >	07.94	> 70-R-136290	teeth 48	Front	 z.38 L.528 ø108	 ø108 L.528 z.38

# VOLKSWAGEN LCV

## TRANSPORTER T4 (70X\_)

MODEL	GEARBOX	FROM	TO	CHASSIS	ABS	F/R	LEFT DRIVESHAFT	RIGHT DRIVESHAFT
2.4 D 57 kW	Man.	08.94	>	70-S-000001 >		Front	<b>WW3263</b>  z.38 L.528 ø108	<b>WW3263</b>  ø108 L.528 z.38
	Man.	08.94	>	70-S-000001 >	teeth 48	Front	<b>WW3264</b>  z.38 L.528 ø108	<b>WW3264</b>  ø108 L.528 z.38
	Man.	08.94	>	70-T-200001 >		Front	<b>WW3312</b>  z.38 L.536 ø108	<b>WW3312</b>  ø108 L.536 z.38
	Man.	08.94	>	70-T-200001 >	teeth 48	Front	<b>WW3314</b>  z.38 L.536 ø108	<b>WW3314</b>  ø108 L.536 z.38
	Aut.	07.90	> 07.94	> 70-R-136290		Front	<b>WW3239</b>  z.38 L.517 ø108	<b>WW3138</b>  ø108 L.528 z.38
	Aut.	07.90	> 07.94	> 70-R-136290	teeth 48	Front	<b>WW3240</b>  z.38 L.517 ø108	<b>WW3174</b>  ø108 L.528 z.38
	Aut.	08.94	>	> 70-T-199999		Front	<b>WW3311</b>  z.38 L.517 ø108	<b>WW3263</b>  ø108 L.528 z.38
	Aut.	08.94	>	> 70-T-199999	teeth 48	Front	<b>WW3313</b>  z.38 L.517 ø108	<b>WW3264</b>  ø108 L.528 z.38
	Aut.	08.94	>	70-T-200001 >		Front	<b>WW3263</b>  z.38 L.528 ø108	<b>WW3312</b>  ø108 L.536 z.38
	Aut.	08.94	>	70-T-200001 >	teeth 48	Front	<b>WW3264</b>  z.38 L.528 ø108	<b>WW3314</b>  ø108 L.536 z.38

# VOLKSWAGEN LCV

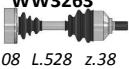

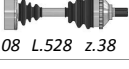


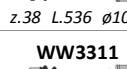
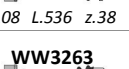








## TRANSPORTER T4 (70X\_)

MODEL	GEARBOX	FROM	TO	CHASSIS	ABS	F/R	LEFT DRIVESHAFT	RIGHT DRIVESHAFT
2.5 i 81 kW	Man.	11.90 >	07.94	> 70-R-136290		Front	 z.38 L.528 ø108	 ø108 L.528 z.38
	Man.	11.90 >	07.94	> 70-R-136290	teeth 48	Front	 z.38 L.528 ø108	 ø108 L.528 z.38
	Man.	08.94 >		70-S-000001 >		Front	 z.38 L.528 ø108	 ø108 L.528 z.38
	Man.	08.94 >		70-S-000001 >	teeth 48	Front	 z.38 L.528 ø108	 ø108 L.528 z.38
	Man.	08.94 >		70-T-200001 >		Front	 z.38 L.536 ø108	 ø108 L.536 z.38
	Man.	08.94 >		70-T-200001 >	teeth 48	Front	 z.38 L.536 ø108	 ø108 L.536 z.38
	Aut.	11.90 >	07.94	> 70-R-136290		Front	 z.38 L.517 ø108	 ø108 L.528 z.38
	Aut.	11.90 >	07.94	> 70-R-136290	teeth 48	Front	 z.38 L.517 ø108	 ø108 L.528 z.38
	Aut.	08.94 >		> 70-T-199999		Front	 z.38 L.517 ø108	 ø108 L.528 z.38
	Aut.	08.94 >		> 70-T-199999	teeth 48	Front	 z.38 L.517 ø108	 ø108 L.528 z.38
	Aut.	08.94 >		70-T-200001 >		Front	 z.38 L.528 ø108	 ø108 L.536 z.38
	Aut.	08.94 >		70-T-200001 >	teeth 48	Front	 z.38 L.528 ø108	 ø108 L.536 z.38
	2.5 i 85 kW	Man.	08.96 >		70-T-200001 >		Front	 z.38 L.536 ø108
Man.		08.96 >		70-T-200001 >	teeth 48	Front	 z.38 L.536 ø108	 ø108 L.536 z.38
Aut.		08.96 >		70-T-200001 >		Front	 z.38 L.528 ø108	 ø108 L.536 z.38
Aut.		08.96 >		70-T-200001 >	teeth 48	Front	 z.38 L.528 ø108	 ø108 L.536 z.38
2.5 TDI 111 kW	Man.	05.98 >			teeth 48	Front	 z.38 L.550	 L.550 z.38









# VOLKSWAGEN LCV

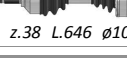



## TRANSPORTER T4 (70X\_)

MODEL	GEARBOX	FROM	TO	CHASSIS	ABS	F/R	LEFT DRIVESHAFT	RIGHT DRIVESHAFT
2.5 TDI 75 kW	Man.	09.95	>			Front	 z.38 L.528 ø108	 ø108 L.528 z.38
	Man.	09.95	>		teeth 48	Front	 z.38 L.528 ø108	 ø108 L.528 z.38
	Man.	09.95	>	70-T-200001->		Front	 z.38 L.536 ø108	 ø108 L.536 z.38
	Man.	09.95	>	70-T-200001->	teeth 48	Front	 z.38 L.536 ø108	 ø108 L.536 z.38
	Aut.	09.95	>	-> 70-T-199999		Front	 z.38 L.517 ø108	 ø108 L.528 z.38
	Aut.	09.95	>	-> 70-T-199999	teeth 48	Front	 z.38 L.517 ø108	 ø108 L.528 z.38
	Aut.	09.95	>	70-T-200001->		Front	 z.38 L.528 ø108	 ø108 L.536 z.38
	Aut.	09.95	>	70-T-200001->	teeth 48	Front	 z.38 L.528 ø108	 ø108 L.536 z.38
2.8 VR6 103 kW	Man.	11.95	> 04.00	70-T-200001->		Front	 z.38 L.536 ø108	 ø108 L.536 z.38
	Man.	11.95	> 04.00	70-T-200001->	teeth 48	Front	 z.38 L.536 ø108	 ø108 L.536 z.38
	Aut.	11.95	> 04.00	70-T-200001->		Front	 z.38 L.528 ø108	 ø108 L.536 z.38
	Aut.	11.95	> 04.00	70-T-200001->	teeth 48	Front	 z.38 L.528 ø108	 ø108 L.536 z.38

## TRANSPORTER T4 SYNCRO (70X\_)

MODEL	GEARBOX	FROM	TO	CHASSIS	ABS	F/R	LEFT DRIVESHAFT	RIGHT DRIVESHAFT
2.4 D 57 kW	Man.-Aut.	10.92	> 09.98		teeth 48	Rear	 z.38 L.636 ø100	 ø100 L.508,5 z.38
2.5 81 kW	Man.-Aut.	11.92	> 08.03		teeth 48	Rear	 z.38 L.636 ø100	 ø100 L.508,5 z.38
2.5 TDI 111 kW	Man.-Aut.	01.96	> 04.03		teeth 48	Rear	 z.38 L.636 ø100	 ø100 L.508,5 z.38

## TRANSPORTER T5 (7H\_)

MODEL	GEARBOX	FROM	TO	CHASSIS	ABS	F/R	LEFT DRIVESHAFT	RIGHT DRIVESHAFT
1.9 TDI 63/77/85 kW	Man.	04.03	>			Front	 z.38 L.646 ø108	 z.26 L.859 z.38
2.0 85 kW	Man.	04.03	>			Front	 z.38 L.646 ø108	 z.26 L.859 z.38

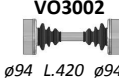
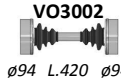
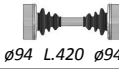
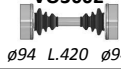
# VOLKSWAGEN LCV

## TRANSPORTER T5 (7H\_)


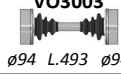
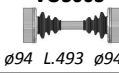
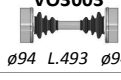
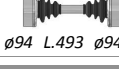
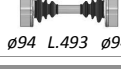




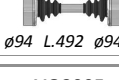
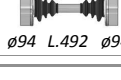


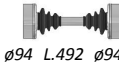

MODEL	GEARBOX	FROM	TO	CHASSIS	ABS	F/R	LEFT DRIVESHAFT	RIGHT DRIVESHAFT
2.5 TDI 96/120/128 kW	Man.	04.03	>			Front	 z.38 L.618 z.26	 z.26 L.880 z.38

# VOLVO


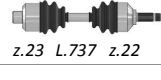
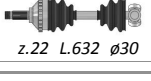

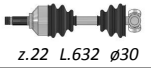

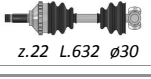
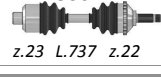


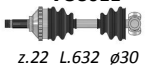

## 66

MODEL	GEARBOX	FROM	TO	CHASSIS	ABS	F/R	LEFT DRIVESHAFT	RIGHT DRIVESHAFT
1.1	Man.	09.72	> 01.80			Front	 ø94 L.420 ø94	 ø94 L.420 ø94
1.3 42 kW	Man.	09.72	> 01.80			Front	 ø94 L.420 ø94	 ø94 L.420 ø94

## 300

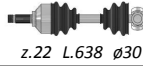
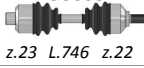







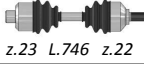


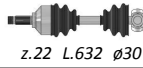



MODEL	GEARBOX	FROM	TO	CHASSIS	ABS	F/R	LEFT DRIVESHAFT	RIGHT DRIVESHAFT
1.4 50/53 kW	Man.	04.76	> 01.91			Front	 ø94 L.493 ø94	 ø94 L.493 ø94
	Aut.	04.76	> 01.91			Front	 ø94 L.493 ø94	 ø94 L.493 ø94
1.6 D 40 kW	Man.	04.76	> 01.91			Front	 ø94 L.493 ø94	 ø94 L.493 ø94
1.7 59 kW	Man.	04.76	> 01.91			Front	 ø94 L.493 ø94	 ø94 L.493 ø94
2.0 65/71 kW	Man.	09.82	> 01.90			Front	 ø94 L.492 ø94	 ø94 L.492 ø94
2.0 70/77 kW	Man.	09.82	> 01.90			Front	 ø94 L.492 ø94	 ø94 L.492 ø94
2.0 80/82 kW	Man.	09.82	> 01.90			Front	 ø94 L.492 ø94	 ø94 L.492 ø94
2.0 83/86 kW	Man.	09.82	> 01.90			Front	 ø94 L.492 ø94	 ø94 L.492 ø94

## 440/460 (445/464)





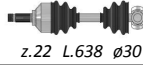
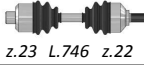


MODEL	GEARBOX	FROM	TO	CHASSIS	ABS	F/R	LEFT DRIVESHAFT	RIGHT DRIVESHAFT
1.6 61 kW	Man.	09.88	>			Front	 z.22 L.632 ø30	 z.23 L.737 z.22
	Man.	09.88	>		teeth 44	Front	 z.22 L.632 ø30	 z.23 L.737 z.22
1.7 64/66 kW	Man.	09.88	>			Front	 z.22 L.632 ø30	 z.23 L.737 z.22
	Man.	09.88	>		teeth 44	Front	 z.22 L.632 ø30	 z.23 L.737 z.22
1.7 i 75/78 kW	Man.	09.88	>			Front	 z.22 L.632 ø30	 z.23 L.737 z.22
	Man.	09.88	>		teeth 44	Front	 z.22 L.632 ø30	 z.23 L.737 z.22

# VOLVO

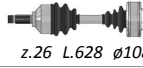









## 440/460 (445/464)

MODEL	GEARBOX	FROM	TO	CHASSIS	ABS	F/R	LEFT DRIVESHAFT	RIGHT DRIVESHAFT
1.7 Turbo 88/90 kW	Man.	09.88	>			Front	 z.22 L.638 ø30	 z.23 L.746 z.22
	Man.	09.88	>		teeth 44	Front	 z.22 L.638 ø30	 z.23 L.734 z.22
1.8 66 kW	Man.	09.88	>			Front	 z.22 L.632 ø30	 z.23 L.737 z.22
	Man.	09.88	>		teeth 44	Front	 z.22 L.632 ø30	 z.23 L.737 z.22
1.9 TD 66 kW	Man.	07.94	> 07.96			Front	 z.22 L.638 ø30	 z.23 L.746 z.22
	Man.	07.94	> 07.96		teeth 44	Front	 z.22 L.638 ø30	 z.23 L.734 z.22
2.0 80/85 kW	Man.	09.88	>			Front	 z.22 L.632 ø30	 z.23 L.737 z.22
	Man.	09.88	>		teeth 44	Front	 z.22 L.632 ø30	 z.23 L.737 z.22

## 480



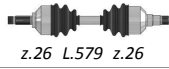

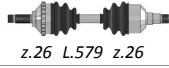
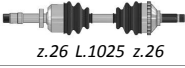

MODEL	GEARBOX	FROM	TO	CHASSIS	ABS	F/R	LEFT DRIVESHAFT	RIGHT DRIVESHAFT
1.7 78/80 kW	Man.	01.86	>			Front	 z.22 L.636 ø30	 z.23 L.737 z.22
	Man.	01.86	>		teeth 44	Front	 z.22 L.636 ø30	 z.23 L.737 z.22
1.7 Turbo	Man.	09.88	>			Front	 z.22 L.638 ø30	 z.23 L.746 z.22
2.0	Man.	09.88	>			Front	 z.22 L.638 ø30	 z.23 L.746 z.22

## 740/760 (744/745)



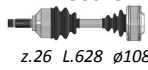



MODEL	GEARBOX	FROM	TO	CHASSIS	ABS	F/R	LEFT DRIVESHAFT	RIGHT DRIVESHAFT
2.0	Man.	08.87	>			Front	 z.26 L.628 ø108	 ø108 L.628 z.26
2.0 Turbo	Man.	08.87	>			Front	 z.26 L.628 ø108	 ø108 L.628 z.26
2.3 Turbo 127 kW	Man.	08.87	>			Front	 z.26 L.628 ø108	 ø108 L.628 z.26
2.4 TD	Man.	08.87	>			Front	 z.26 L.628 ø108	 ø108 L.628 z.26
2.8 V6 114/115 kW	Man.	08.87	>			Front	 z.26 L.628 ø108	 ø108 L.628 z.26

# VOLVO

## 850 (LS/LW)

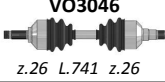
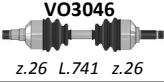
MODEL	GEARBOX	FROM	TO	CHASSIS	ABS	F/R	LEFT DRIVESHAFT	RIGHT DRIVESHAFT
2.0 93/105 kW	Man.	06.91	>			Front	 z.26 L.579 z.26	 z.26 L.1029 z.26
	Man.	06.91	>		teeth 48	Front	 z.26 L.579 z.26	 z.26 L.1029 z.26
	Aut.	02.93	>		teeth 48	Front	 z.26 L.575 z.26	 z.26 L.1025 z.26
2.0 T 155/166 kW	Man.	06.91	>			Front	 z.26 L.579 z.26	 z.26 L.1029 z.26
	Man.	06.91	>		teeth 48	Front	 z.26 L.579 z.26	 z.26 L.1029 z.26
	Aut.	02.93	>		teeth 48	Front	 z.26 L.575 z.26	 z.26 L.1025 z.26
2.3 T 166 kW	Man.	06.91	>			Front	 z.26 L.579 z.26	 z.26 L.1029 z.26
	Man.	06.91	>		teeth 48	Front	 z.26 L.579 z.26	 z.26 L.1029 z.26
	Aut.	02.93	>		teeth 48	Front	 z.26 L.575 z.26	 z.26 L.1025 z.26
2.5 103/106/125 kW	Man.	06.91	>			Front	 z.26 L.579 z.26	 z.26 L.1029 z.26
	Man.	06.91	>		teeth 48	Front	 z.26 L.579 z.26	 z.26 L.1029 z.26
	Aut.	06.91	>		teeth 48	Front	 z.26 L.575 z.26	 z.26 L.1025 z.26
2.5 TDI 103 kW	Man.	06.91	>			Front	 z.26 L.579 z.26	 z.26 L.1029 z.26
	Man.	06.91	>		teeth 48	Front	 z.26 L.579 z.26	 z.26 L.1029 z.26
	Aut.	02.93	>		teeth 48	Front	 z.26 L.575 z.26	 z.26 L.1025 z.26

## 940/960 (945/965)

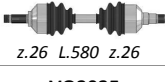


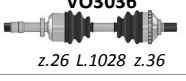
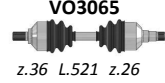
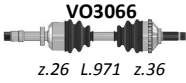


MODEL	GEARBOX	FROM	TO	CHASSIS	ABS	F/R	LEFT DRIVESHAFT	RIGHT DRIVESHAFT
2.0 82 kW	Man.		> 07.95			Front	 z.26 L.628 ø108	 ø108 L.628 z.26
2.0 Turbo 114 kW	Man.		> 07.95			Front	 z.26 L.628 ø108	 ø108 L.628 z.26
2.4 TD 80/90 kW	Man.		> 07.95			Front	 z.26 L.628 ø108	 ø108 L.628 z.26

# VOLVO

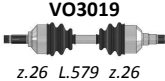
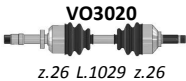


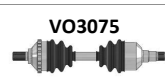
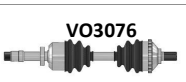


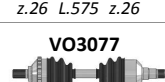

## 940/960 (945/965)

MODEL	GEARBOX	FROM	TO	CHASSIS	ABS	F/R	LEFT DRIVESHAFT	RIGHT DRIVESHAFT
2.9 24V	Man.	06.97	>			Front	 VO3046 z.26 L.741 z.26	 VO3046 z.26 L.741 z.26


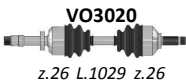






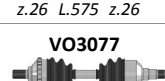

## C70/S70/V70 I

MODEL	GEARBOX	FROM	TO	CHASSIS	ABS	F/R	LEFT DRIVESHAFT	RIGHT DRIVESHAFT
2.0 20V 93/132 kW	Man.	03.97	> 12.98			Front	 VO3033 z.26 L.580 z.26	 VO3034 z.26 L.1028 z.26
	Man.	03.97	> 12.98		teeth 48	Front	 VO3035 z.36 L.550 z.26	 VO3036 z.26 L.1028 z.36
	Man.	01.99	> 02.00		teeth 48	Front	 VO3065 z.36 L.521 z.26	 VO3066 z.26 L.971 z.36
	Aut.	03.97	> 12.98		teeth 48	Front	 VO3051 z.26 L.575 z.26	 VO3052 z.26 L.1025 z.26

## 2.0 T 166 kW


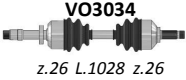
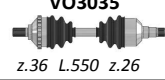


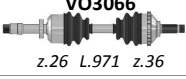

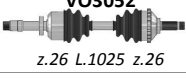

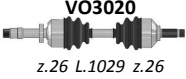
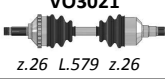
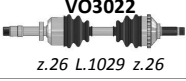

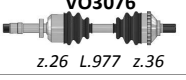


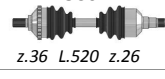
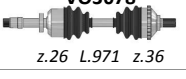

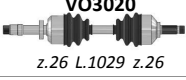



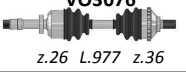
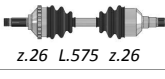

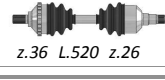
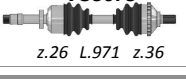
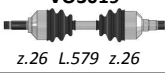


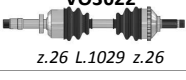
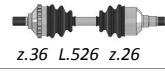

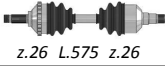
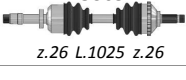


	Man.	03.97	> 12.98			Front	 VO3019 z.26 L.579 z.26	 VO3020 z.26 L.1029 z.26
	Man.	03.97	> 12.98		teeth 48	Front	 VO3021 z.26 L.579 z.26	 VO3022 z.26 L.1029 z.26
	Man.	01.99	> 02.00		teeth 48	Front	 VO3075 z.36 L.526 z.26	 VO3076 z.26 L.977 z.36
	Aut.	03.97	> 12.98		teeth 48	Front	 VO3051 z.26 L.575 z.26	 VO3052 z.26 L.1025 z.26
	Aut.	01.99	> 02.00		teeth 48	Front	 VO3077 z.36 L.520 z.26	 VO3078 z.26 L.971 z.36

## 2.3 T 176 kW

	Man.	03.97	> 12.98			Front	 VO3019 z.26 L.579 z.26	 VO3020 z.26 L.1029 z.26
	Man.	03.97	> 12.98		teeth 48	Front	 VO3021 z.26 L.579 z.26	 VO3022 z.26 L.1029 z.26
	Man.	01.99	> 02.00		teeth 48	Front	 VO3075 z.36 L.526 z.26	 VO3076 z.26 L.977 z.36
	Aut.	03.97	> 12.98		teeth 48	Front	 VO3051 z.26 L.575 z.26	 VO3052 z.26 L.1025 z.26
	Aut.	01.99	> 02.00		teeth 48	Front	 VO3077 z.36 L.520 z.26	 VO3078 z.26 L.971 z.36





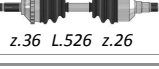





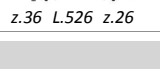
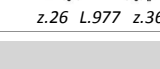
# VOLVO

## C70/S70/V70 I




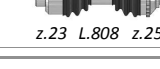

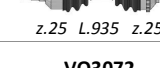
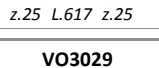
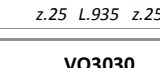
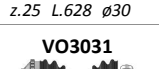











MODEL	GEARBOX	FROM	TO	CHASSIS	ABS	F/R	LEFT DRIVESHAFT	RIGHT DRIVESHAFT
2.4 20V 103/106/125 kW	Man.	03.97	> 12.98			Front	 z.26 L.580 z.26	 z.26 L.1028 z.26
	Man.	03.97	> 12.98		teeth 48	Front	 z.36 L.550 z.26	 z.26 L.1028 z.36
	Man.	01.99	>		teeth 48	Front	 z.36 L.521 z.26	 z.26 L.971 z.36
	Aut.	03.97	> 12.98		teeth 48	Front	 z.26 L.575 z.26	 z.26 L.1025 z.26
2.4 T 142 kW	Man.	03.97	> 12.98			Front	 z.26 L.579 z.26	 z.26 L.1029 z.26
	Man.	03.97	> 12.98		teeth 48	Front	 z.26 L.579 z.26	 z.26 L.1029 z.26
	Man.	01.99	> 02.00		teeth 48	Front	 z.36 L.526 z.26	 z.26 L.977 z.36
	Aut.	03.97	> 12.98		teeth 48	Front	 z.26 L.575 z.26	 z.26 L.1025 z.26
	Aut.	01.99	> 02.00		teeth 48	Front	 z.36 L.520 z.26	 z.26 L.971 z.36
2.5 T 142 kW	Man.	03.97	> 12.98			Front	 z.26 L.579 z.26	 z.26 L.1029 z.26
	Man.	03.97	> 12.98		teeth 48	Front	 z.26 L.579 z.26	 z.26 L.1029 z.26
	Man.	01.99	> 02.00		teeth 48	Front	 z.36 L.526 z.26	 z.26 L.977 z.36
	Aut.	03.97	> 12.98		teeth 48	Front	 z.26 L.575 z.26	 z.26 L.1025 z.26
	Aut.	01.99	> 02.00		teeth 48	Front	 z.36 L.520 z.26	 z.26 L.971 z.36
2.5 TDI 103 kW	Man.	03.97	> 12.98			Front	 z.26 L.579 z.26	 z.26 L.1029 z.26
	Man.	03.97	> 12.98		teeth 48	Front	 z.26 L.579 z.26	 z.26 L.1029 z.26
	Man.	01.99	> 02.00		teeth 48	Front	 z.36 L.526 z.26	 z.26 L.977 z.36
	Aut.	03.97	> 12.98		teeth 48	Front	 z.26 L.575 z.26	 z.26 L.1025 z.26
	Aut.	01.99	> 02.00		teeth 48	Front	 z.36 L.520 z.26	 z.26 L.971 z.36

# VOLVO

## C70/S70/V70 II

MODEL	GEARBOX	FROM	TO	CHASSIS	ABS	F/R	LEFT DRIVESHAFT	RIGHT DRIVESHAFT
2.3 T5 184 kW	Man.	04.00	>		teeth 48	Front	 z.36 L.547 z.26	 z.26 L.999 z.36
	Aut.	04.00	>		teeth 48	Front	 z.36 L.526 z.26	 z.26 L.977 z.36
2.4 D5 120 kW	Aut.	08.01	>		teeth 48	Front	 z.36 L.526 z.26	 z.26 L.977 z.36
2.4 D5 96/120 kW	Man.	08.01	>		teeth 48	Front	 z.36 L.547 z.26	 z.26 L.999 z.36
2.5 TDI 103 kW	Man.	03.00	>		teeth 48	Front	 z.36 L.547 z.26	 z.26 L.999 z.36
	Man.	03.00	>		teeth 48	Front	 z.36 L.526 z.26	 z.26 L.977 z.36

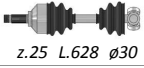





## S40 I / V40 (VS)

MODEL	GEARBOX	FROM	TO	CHASSIS	ABS	F/R	LEFT DRIVESHAFT	RIGHT DRIVESHAFT
1.6 77/80 kW	Man.	07.95	>			Front	 z.25 L.628 ø30	 z.23 L.808 z.25
	Man.	07.95	>		teeth 43	Front	 z.25 L.628 ø30	 z.23 L.808 z.25
1.8 92 kW	Man.	03.98	> 06.04	> 470335	teeth 43	Front	 z.25 L.612 z.25	 z.25 L.935 z.25
	Man.	03.98	> 06.04	470336 >	teeth 43	Front	 z.25 L.617 z.25	 z.25 L.935 z.25
1.8 16V 85/90 kW	Man.	07.95	>			Front	 z.25 L.628 ø30	 z.23 L.808 z.25
	Man.	07.95	>		teeth 43	Front	 z.25 L.628 ø30	 z.23 L.808 z.25
	Aut.	03.98	> 06.04		teeth 43	Front	 z.25 L.599 z.26	 z.26 L.947 z.25
1.9 D 70 kW	Man.	03.99	> 07.00			Front	 z.25 L.628 ø30	 z.23 L.808 z.25
	Man.	03.99	> 07.00		teeth 43	Front	 z.25 L.628 ø30	 z.23 L.808 z.25
1.9 DI 75/85 kW	Man.	07.00	>		teeth 43	Front	 z.26 L.607 z.26	 z.26 L.958 z.26

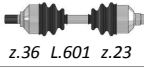
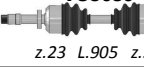








# VOLVO















## S40 I / V40 (VS)

MODEL	GEARBOX	FROM	TO	CHASSIS	ABS	F/R	LEFT DRIVESHAFT	RIGHT DRIVESHAFT
2.0 16V 100/103 kW	Man.	07.95	>			Front	 z.25 L.628 ø30	 z.23 L.808 z.25
	Man.	07.95	>		teeth 43	Front	 z.25 L.628 ø30	 z.23 L.808 z.25
	note: ABS ø 78 mm.							
	Aut.	07.99	> 06.04		teeth 43	Front	 z.25 L.599 z.26	 z.26 L.947 z.25





## S40 II (MS)

MODEL	GEARBOX	FROM	TO	CHASSIS	ABS	F/R	LEFT DRIVESHAFT	RIGHT DRIVESHAFT
1.6 74 kW	Man.	01.05	>			Front	 z.36 L.601 z.23	 z.23 L.905 z.36
1.6 D4 81 kW	Man.	01.05	>			Front	 z.36 L.583 z.26	 z.26 L.921 z.36
2.0 D4 100/130 kW	Man.	01.04	>			Front	 z.36 L.583 z.26	 z.26 L.921 z.36
	note: 5 Speed							
	Man.	01.04	>			Front	 z.36 L.583 z.26	 z.26 L.919 z.36
	note: 6 Speed							

## S60 I









MODEL	GEARBOX	FROM	TO	CHASSIS	ABS	F/R	LEFT DRIVESHAFT	RIGHT DRIVESHAFT
2.4 20v 103 kW	Man.	11.00	>		teeth 48	Front	 z.36 L.550 z.26	 z.26 L.1028 z.36
2.4 D5 96/120 kW	Man.	07.01	>		teeth 48	Front	 z.36 L.547 z.26	 z.26 L.999 z.36
	Aut.	07.01	>		teeth 48	Front	 z.36 L.526 z.26	 z.26 L.977 z.36
2.4 T 147 kW	Man.	07.01	>		teeth 48	Front	 z.36 L.547 z.26	 z.26 L.999 z.36
	Aut.	07.01	>		teeth 48	Front	 z.36 L.526 z.26	 z.26 L.977 z.36
2.5 T 154 kW	Man.	03.03	>		teeth 48	Front	 z.36 L.547 z.26	 z.26 L.999 z.36
	Aut.	03.03	>		teeth 48	Front	 z.36 L.526 z.26	 z.26 L.977 z.36

## S80 I

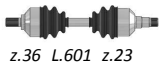

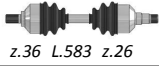





MODEL	GEARBOX	FROM	TO	CHASSIS	ABS	F/R	LEFT DRIVESHAFT	RIGHT DRIVESHAFT
2.0 20v 120 kW	Man.	01.99	>		teeth 48	Front	 z.36 L.550 z.26	 z.26 L.1028 z.36
2.4 20v 103 kW	Man.	01.99	>		teeth 48	Front	 z.36 L.550 z.26	 z.26 L.1028 z.36

# VOLVO


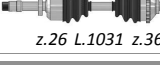


## S80 I

MODEL	GEARBOX	FROM	TO	CHASSIS	ABS	F/R	LEFT DRIVESHAFT	RIGHT DRIVESHAFT
2.4 D5 120 kW	Man.	08.01	>		teeth 48	Front	 VO3069 z.36 L.547 z.26	 VO3070 z.26 L.999 z.36
	Aut.	08.01	>		teeth 48	Front	 VO3067 z.36 L.526 z.26	 VO3068 z.26 L.977 z.36
2.4 T 147 kW	Man.	06.00	>		teeth 48	Front	 VO3069 z.36 L.547 z.26	 VO3070 z.26 L.999 z.36
	Aut.	06.00	>		teeth 48	Front	 VO3067 z.36 L.526 z.26	 VO3068 z.26 L.977 z.36

## V50 (MW)

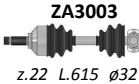
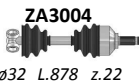
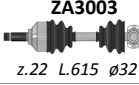
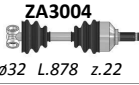
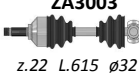
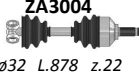
MODEL	GEARBOX	FROM	TO	CHASSIS	ABS	F/R	LEFT DRIVESHAFT	RIGHT DRIVESHAFT
1.6 74 kW	Man.	01.05	>			Front	 VO3079 z.36 L.601 z.23	 VO3080 z.23 L.905 z.36
1.6 D4 81 kW	Man.	01.05	>			Front	 VO3081 z.36 L.583 z.26	 VO3082 z.26 L.921 z.36
2.0 D4 100/130 kW	Man.	04.04	>			Front	 VO3081 z.36 L.583 z.26	 VO3082 z.26 L.921 z.36
	Aut.	04.04	>			Front	 VO3081 z.36 L.583 z.26	 VO3083 z.26 L.919 z.36

## XC90

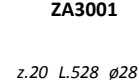
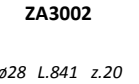
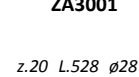
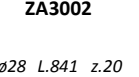
MODEL	GEARBOX	FROM	TO	CHASSIS	ABS	F/R	LEFT DRIVESHAFT	RIGHT DRIVESHAFT
2.4 D5 120 kW	Aut.	10.02	>	> 196987	teeth 48	Front	 VO3073 z.36 L.581 z.26	 VO3074 z.26 L.1031 z.36
2.5 T 154 kW	Aut.	10.02	>	> 196987	teeth 48	Front	 VO3073 z.36 L.581 z.26	 VO3074 z.26 L.1031 z.36

# ZASTAVA

## FLORIDA

MODEL	GEARBOX	FROM	TO	CHASSIS	ABS	F/R	LEFT DRIVESHAFT	RIGHT DRIVESHAFT
1.3	Man.	01.87	>			Front	 z.22 L.615 ø32	 ø32 L.878 z.22
1.4	Man.	01.87	>			Front	 z.22 L.615 ø32	 ø32 L.878 z.22
1.6	Man.	01.87	>			Front	 z.22 L.615 ø32	 ø32 L.878 z.22

## YUGO





MODEL	GEARBOX	FROM	TO	CHASSIS	ABS	F/R	LEFT DRIVESHAFT	RIGHT DRIVESHAFT
1.3 40 kW	Man.	01.80	>			Front	 z.20 L.528 ø28	 ø28 L.841 z.20
1.5 48 kW	Man.	01.80	>			Front	 z.20 L.528 ø28	 ø28 L.841 z.20

# ZAZ

## SLAVUTA

MODEL	GEARBOX	FROM	TO	CHASSIS	ABS	F/R	LEFT DRIVESHAFT	RIGHT DRIVESHAFT
1.3 44 kW	Man.	03.95	> 06.01			Front	<b>ZZ3003</b> L.583	<b>ZZ3004</b> L.814

## TAVRIJA

MODEL	GEARBOX	FROM	TO	CHASSIS	ABS	F/R	LEFT DRIVESHAFT	RIGHT DRIVESHAFT
1.1 37 kW	Man.	01.89	>			Front	<b>ZZ3001</b>  z.22 L.587 z.22	<b>ZZ3002</b>  z.22 L.809 z.22
1.3 44 kW	Man.	01.89	>			Front	<b>ZZ3001</b>  z.22 L.587 z.22	<b>ZZ3002</b>  z.22 L.809 z.22



***Riferimenti GR***  
***GR References***

GR	OE	GR	OE	GR	OE	GR	OE
AB3009	7553588	AR3096	46307650	AU3010	895407271	AU3094	8D0407451PV
AR3004	547679	AR3098	46307654	AU3011	895407272	AU3094	8D0407451PX
AR3004	547680	AR3102	46307346	AU3013	321407271AP	AU3094	8D0407451RX
AR3004	795283	AR3103	46307277	AU3013	321407273AX	AU3095	3B0407272M
AR3004	795284	AR3104	46307443	AU3014	321407272S	AU3095	4B0407271C
AR3007	510847	AR3105	46307444	AU3017	321407271AR	AU3095	8D0407272AJ
AR3007	531943	AR3106	46307391	AU3017	811407271H	AU3095	8D0407272BB
AR3007	795067	AR3109	46307440	AU3018	321407272AB	AU3095	8D0407272DF
AR3007	795068	AR3115	46307010	AU3018	811407272D	AU3095	8D0407272DT
AR3008	535015	AR3116	46307011	AU3019	811407271P	AU3095	8D0407272EC
AR3008	795138	AR3117	46308023	AU3019	853407271C	AU3095	8D0407272EH
AR3009	116081704700	AR3117	46308071	AU3020	811407272C	AU3095	8D0407272EL
AR3009	116552000000	AR3117	71787113	AU3020	811407272K	AU3095	8D0407452CV
AR3011	116462000000	AR3118	46308024	AU3020	853407272C	AU3095	8D0407452CX
AR3012	116502000000	AR3118	46308072	AU3027	855407271	AU3098	8A0407271AM
AR3013	119132000000	AR3118	71787138	AU3028	855407272	AU3098	8A0407451EX
AR3021	548135	AR3119	46308089	AU3029	803407271D	AU3099	8A0407272AM
AR3023	506008	AR3119	46308090	AU3034	807407271A	AU3099	8A0407452EX
AR3023	795225	AR3120	46307741	AU3035	807407272A	AU3100	8A0407271A
AR3032	164002000000	AR3121	46308163	AU3038	443407276	AU3100	8A0407271AG
AR3034	164102000000	AR3122	46308164	AU3038	443407276V	AU3101	8A0407272A
AR3036	60559887	AR3123	46308131	AU3038	443407276X	AU3104	857407272A
AR3039	60563302	AR3124	46308132	AU3039	443407272D	AU3105	857407271A
AR3040	60564944	AR3125	46308071	AU3040	431407271B	AU3109	8A0407272D
AR3041	46307046	AR3127	50517134	AU3041	431407271L	AU3110	857407272C
AR3041	930.AE.2GA.E	AR3128	50500522	AU3042	431407272	AU3111	857407271C
AR3043	60568129	AR3128	50504034	AU3042	431407272F	AU3112	811501203D
AR3047	60546641	AR3131	46308215	AU3046	811407272H	AU3113	811501204B
AR3048	60546642	AR3132	46308214	AU3061	893407271H	AU3113	893407271P
AR3048	60546662	AR3135	50500529	AU3062	893407272H	AU3113	895407271F
AR3051	46307031	AR3136	50500523	AU3063	893407271D	AU3113	8A0407271AT
AR3051	60583795	AR3139	60694521	AU3064	893407272D	AU3114	443501203
AR3053	60562865	AR3140	60694522	AU3075	8D0407271AP	AU3114	443501203F
AR3056	60562864	AU3001	171407271C	AU3075	8D0407271BA	AU3114	443501203FX
AR3057	60811528	AU3001	171407271CX	AU3075	8D0407271DL	AU3114	4A0501203B
AR3058	60545289	AU3001	171407271H	AU3075	8D0407451V	AU3115	4A0501203
AR3059	60545288	AU3001	867407271	AU3075	8D0407451X	AU3115	4A0501203A
AR3060	60568356	AU3001	871407271	AU3076	8D0407272AP	AU3118	4A0407271CT
AR3063	60815369	AU3001	871407271X	AU3076	8D0407272DL	AU3120	893407271L
AR3064	46307144	AU3002	171407272C	AU3076	8D0407452V	AU3121	893407272L
AR3064	46307304	AU3002	171407272CX	AU3076	8D0407452X	AU3122	895407271D
AR3064	46307316	AU3002	171407272H	AU3079	8D0407271AQ	AU3122	8A0407271AE
AR3064	46307342	AU3002	867407272	AU3079	8D0407271AR	AU3123	811407271M
AR3066	46307344	AU3002	871407272	AU3079	8D0407451AV	AU3123	895407272D
AR3067	60543392	AU3002	871407272B	AU3079	8D0407451AX	AU3123	8A0407272AE
AR3069	60511871	AU3002	871407272D	AU3079	8D0407451MX	AU3126	8D0407271AN
AR3073	46307343	AU3002	871407272X	AU3080	8D0407272AQ	AU3126	8D0407271CL
AR3077	46307694	AU3003	443407271BJ	AU3080	8D0407452AV	AU3126	8D0407271DP
AR3079	46307447	AU3003	447407271	AU3080	8D0407452AX	AU3126	8D0407451BV
AR3079	46307514	AU3003	447407271F	AU3083	321407271AT	AU3126	8D0407451BX
AR3079	936AB.4MA.E	AU3004	321407271AG	AU3088	895407271C	AU3127	8D0407272AN
AR3080	46307306	AU3005	321407271AJ	AU3089	895407272C	AU3127	8D0407272BJ
AR3080	463073060	AU3005	321407271AQ	AU3092	893407271BB	AU3127	8D0407272CL
AR3080	936.AB.9.AA.E	AU3005	321407271P	AU3093	893407272BB	AU3127	8D0407272DP
AR3081	46307345	AU3006	893407271	AU3094	3B0407271M	AU3127	8D0407452BV
AR3081	71720909	AU3006	893407271B	AU3094	8D0407271AJ	AU3127	8D0407452BX
AR3081	932AB.6AA.E	AU3006	893407271F	AU3094	8D0407271BB	AU3128	443407271BP
AR3085	164102000000	AU3006	893407272AB	AU3094	8D0407271DF	AU3129	443407271BQ
AR3085	60546643	AU3006	893407272B	AU3094	8D0407271DQ	AU3132	8A0501203K
AR3090	46307473	AU3007	893407272	AU3094	8D0407271DT	AU3133	8A0501203G
AR3091	46307474	AU3007	893407272F	AU3094	8D0407271EC	AU3133	8A0501203L
AR3094	46307653	AU3008	893407271AB	AU3094	8D0407271EH	AU3134	443407271BR
AR3094	46307654	AU3009	893407272AB	AU3094	8D0407271EL	AU3135	443407271BS
AR3094	71783011	AU3009	893407272B	AU3094	8D0407451CV	AU3142	443407271P
AR3095	46307651	AU3010	441407271P	AU3094	8D0407451CX	AU3143	443407272H

GR	OE	GR	OE	GR	OE	GR	OE
AU3144	431407276	AU3196	4A0407272BD	AU3262	321407272R	AU3310	441501203E
AU3144	431407276F	AU3196	4A0407272CR	AU3262	321407274AX	AU3311	441501203C
AU3144	437407271D	AU3196	4A0407272DF	AU3263	8A0501203E	AU3311	441501203E
AU3148	443501203C	AU3196	4A0407272DL	AU3263	8A0501203J	AU3312	441407271L
AU3149	443501201	AU3197	4A0407272BA	AU3264	321407272AC	AU3313	441407272G
AU3149	443501201X	AU3197	4A0407272BH	AU3265	321407271AS	AU3314	441407271L
AU3149	443501203D	AU3197	4A0407272DC	AU3268	893407271BQ	AU3315	441407272G
AU3157	811501203E	AU3197	4A0407272DE	AU3268	8A0407271AQ	AU3316	441407271M
AU3158	811501204C	AU3197	4A0407272DP	AU3269	8A0407272AB	AU3317	441407271AA
AU3159	811501203C	AU3202	893407271K	AU3270	893407271CB	AU3317	441407271M
AU3160	857407271E	AU3203	893407272A	AU3271	893407272CB	AU3317	441407272M
AU3161	811501203B	AU3206	893407271AC	AU3272	893407271BD	AU3318	441407271AA
AU3162	857407271D	AU3207	893407272C	AU3272	893407275AX	AU3318	441407271M
AU3167	4A0407271AF	AU3218	321407271AN	AU3273	893407272Q	AU3319	441407272AA
AU3167	4A0407271B	AU3218	321407273X	AU3274	893407271BE	AU3319	441407272M
AU3167	4A0407271CQ	AU3219	321407272AA	AU3275	893407272E	AU3320	441407271P
AU3167	4A0407271CS	AU3219	321407274X	AU3275	895407272E	AU3321	441407272P
AU3167	4A0407271F	AU3231	431407276G	AU3278	803407271E	AU3323	441407272P
AU3168	4A0407272AF	AU3231	431407276J	AU3279	803407272A	AU3324	4D0407271K
AU3168	4A0407272B	AU3231	447407271B	AU3280	803407271K	AU3324	4D0407272F
AU3168	4A0407272CQ	AU3232	431407272L	AU3281	803407272E	AU3324	4D0407272K
AU3168	4A0407272CS	AU3232	431407272M	AU3282	431407271M	AU3325	4D0407272K
AU3168	4A0407272DD	AU3232	447407272B	AU3283	431407271L	AU3326	893407271BM
AU3168	4A0407272F	AU3233	437407271Q	AU3284	443407271N	AU3326	893407275BX
AU3169	443407271AM	AU3233	437407271QX	AU3285	443407271M	AU3327	893407272BM
AU3169	443407275V	AU3233	443407271S	AU3286	443407276A	AU3327	893407276AX
AU3169	443407275X	AU3233	447407271C	AU3287	443407276	AU3328	893407271BN
AU3170	443407272AD	AU3234	437407272E	AU3288	443407271BL	AU3329	893407272BN
AU3170	443407276FX	AU3234	443407272J	AU3289	443407272BB	AU3330	8D0407271AC
AU3171	443407271AP	AU3234	447407272C	AU3290	443407271Q	AU3330	8D0407451DV
AU3172	443407272AF	AU3247	1J0407271AH	AU3291	443407271P	AU3330	8D0407451DX
AU3173	443407271BH	AU3247	1J0407271Q	AU3292	431407271C	AU3331	8D0407272AC
AU3173	443407275BX	AU3248	1J0407272F	AU3293	32211225900	AU3331	8D0407272BE
AU3173	447407271	AU3249	1J0407271AQ	AU3293	431407272A	AU3331	8D0407272DM
AU3173	447407271D	AU3249	1J0407271DL	AU3294	443407271BM	AU3332	8D0407271AL
AU3173	447407271F	AU3249	357407271R	AU3294	443407271BN	AU3332	8D0407271BC
AU3175	443407271AR	AU3249	357407271RV	AU3294	447407271K	AU3332	8D0407271CM
AU3175	443407275AV	AU3249	357407271RX	AU3295	443407272BC	AU3332	8D0407271EA
AU3175	443407275AX	AU3250	1J0407272BK	AU3295	443407272BD	AU3332	8D0407271ED
AU3176	443407272AH	AU3250	1J0407272DB	AU3295	447407272H	AU3333	8D0407271BP
AU3176	443407276GV	AU3250	1J0407272EL	AU3296	443407271CA	AU3333	8D0407271EJ
AU3176	443407276GX	AU3251	1J0407271AP	AU3297	443407272CA	AU3333	8D0407272AK
AU3179	443407271AT	AU3251	1J0407271FN	AU3298	4A0407271AR	AU3333	8D0407272AL
AU3180	443407272AK	AU3251	1J0407271H	AU3299	4A0407271AS	AU3333	8D0407272BC
AU3184	437407271	AU3251	1J0407451AX	AU3299	4A0407271BD	AU3333	8D0407272CM
AU3184	437407271J	AU3252	1J0407272	AU3299	4A0407271CR	AU3333	8D0407272EA
AU3184	437407271M	AU3252	1J0407272AT	AU3300	4A0407271BT	AU3336	4D0407271E
AU3184	437407271MX	AU3252	1J0407272BK	AU3301	4A0407272BT	AU3336	4D0407271L
AU3184	437407271N	AU3252	1J0407272JK	AU3302	4A0407271BF	AU3336	8D0407272EJ
AU3184	443407271J	AU3253	443407271AP	AU3302	4A0407271BS	AU3337	4D0407272E
AU3188	893407271N	AU3254	443407272AF	AU3302	4A0407271CA	AU3337	4D0407272L
AU3189	893407272N	AU3255	441407271N	AU3302	4A0407271DA	AU3338	4D0407272G
AU3190	893407271P	AU3256	441407271N	AU3302	4A0407271DG	AU3338	4D0407272M
AU3190	895407271	AU3257	321407271D	AU3303	4A0407272BF	AU3339	4D0S01203D
AU3190	895407271F	AU3258	321407272A	AU3303	4A0407272BS	AU3339	4D0S01203E
AU3190	8A0407271AT	AU3259	321407271A	AU3303	4A0407272CA	AU3340	893501203A
AU3191	893407272P	AU3259	321407271AE	AU3303	4A0407272DA	AU3341	893501204A
AU3191	895407272	AU3259	321407271C	AU3303	4A0407272DG	AU3341	893501204H
AU3191	895407272F	AU3260	321407272B	AU3304	4A0501203	AU3342	4A0407271B
AU3191	8A0407272AT	AU3260	321407272BX	AU3305	803407271	AU3342	4A0407271D
AU3194	4A0407271BG	AU3260	321407272P	AU3306	855407271B	AU3343	4A0407272D
AU3194	4A0407272AR	AU3260	321407272PX	AU3307	855407272B	AU3351	4A0407451
AU3195	4A0407272AT	AU3261	321407271AK	AU3308	811407271N	AU3351	4A0407452F
AU3195	4A0407272BG	AU3261	321407271AM	AU3309	811407272J	AU3352	4A0407452E
AU3196	4A0407272AS	AU3262	321407272AD	AU3310	441501203C	AU3359	8D0407271BQ

GR	OE	GR	OE	GR	OE	GR	OE
AU3359	8D0407451NX	AU3427	4D0407272H	BW3060	31601226814	BW3099	31607525128
AU3360	8D0407272BQ	AU3427	4D0407272S	BW3060	31601226816	BW3100	31607514478
AU3360	8D0407272EK	AU3428	4D0407272AF	BW3062	33211226904	BW3100	31607514480
AU3360	8D0407452MX	AU3428	4D0407272J	BW3062	33211226905	BW3101	31607540979
AU3361	4B0407271F	AU3433	8E0407271BJ	BW3062	33211227399	BW3101	31607559429
AU3362	4B0407272AP	AU3434	8E0407272BJ	BW3062	33211227585	BW3102	31607540980
AU3362	4B0407272F	AU3437	8K0407271Q	BW3062	33211229472	BW3102	31607559430
AU3362	4B0407418E	AU3438	8D0407271AR	BW3062	33211229473	BW3103	33201229371
AU3363	8Z0407271AK	AU3438	8D0407451MX	BW3064	33201229141	BW3103	33211229140
AU3364	8Z0407272AL	AU3439	8D0407272AR	BW3064	33201229374	BW3103	33211229374
AU3365	8Z0407271AR	AU3439	8D0407452KX	BW3064	33211229420	BW3104	31607524045
AU3366	8Z0407272AR	BW3002	11843040021	BW3064	33211229432	BW3104	31607529201
AU3367	8Z0407271AL	BW3002	11843040022	BW3065	33211225729	BW3106	33211229748
AU3367	8Z0407271AN	BW3002	33211105427	BW3065	33211225731	BW3106	33211229749
AU3367	8Z0407271AP	BW3002	33213614061	BW3065	33211226666	BW3107	33207578720
AU3367	8Z0407271BJ	BW3002	33213614861	BW3065	33211226667	BW3107	332175322066
AU3367	8Z0407451AX	BW3004	33211102423	BW3066	31601227685	BW3107	33217559076
AU3368	8Z0407272AC	BW3004	33211105438	BW3067	31601227686	BW3108	33207500914
AU3368	8Z0407272AN	BW3006	33211207190	BW3071	33201229441	BW3108	33207500915
AU3368	8Z0407272BJ	BW3006	33211207436	BW3071	33201229449	BW3113	31607524046
AU3368	8Z0407452AX	BW3006	33211207721	BW3072	33211226330	BW3113	31607529202
AU3369	8Z0407271AM	BW3007	33211207404	BW3072	33211226336	BW3114	31604853483
AU3369	8Z0407271AQ	BW3007	33211208337	BW3072	33211226861	BW3115	31604853484
AU3370	8Z0407272AM	BW3007	33211208436	BW3072	33211226900	BW3116	33217533445
AU3370	8Z0407272AP	BW3008	33211225570	BW3073	33211225942	BW3116	33217547075
AU3373	8E0407271S	BW3008	33211225891	BW3073	33211225943	BW3117	33217533446
AU3373	8E0407451GX	BW3008	33211226329	BW3073	33211226860	BW3117	33217547076
AU3373	8E0407451JX	BW3008	33211226333	BW3073	33211226901	BW3120	31607558951
AU3374	8E0407272S	BW3008	33211226563	BW3074	31601225951	BW3120	31607570275
AU3374	8E0407452GX	BW3008	33211226578	BW3074	31601226153	BW3121	31607558952
AU3374	8E0407452JX	BW3008	33411127093	BW3075	31601225952	BW3121	31607570274
AU3377	8N0407271D	BW3012	33211208440	BW3075	31601226154	BW3122	33217533448
AU3378	8N0407272D	BW3012	33211209651	BW3081	33211229587	BW3122	7533448
AU3379	8E0407271BE	BW3012	33211226591	BW3082	33211229588	BW3123	33217533449
AU3379	8E0407271BK	BW3012	33211226592	BW3083	31607502731	BW3123	7533449
AU3379	8E0407271T	BW3016	33211101286	BW3083	31607505199	BW3124	33207572430
AU3379	8E0407451HX	BW3016	33211105428	BW3084	31607502732	BW3124	7521630
AU3380	4B0407271C	BW3016	33211207524	BW3084	31607505200	BW3127	31607589767
AU3381	4B0407272C	BW3016	33211207795	BW3085	33211227912	BW3127	31608605473
AU3382	4B3407271B	BW3016	33213614886	BW3085	33211229235	BW3128	31607589768
AU3382	4B3407271G	BW3021	33211209307	BW3086	33211229495	BW3128	31608605474
AU3383	4B3407272C	BW3021	33211225166	BW3086	33211229497	BW3129	33207500916
AU3383	4B3407272H	BW3021	33211225728	BW3086	33211229591	BW3129	33207500917
AU3399	8E0407271AA	BW3021	33211225730	BW3086	33211229707	BW3130	31607589763
AU3400	8E0407272AA	BW3024	33211225892	BW3086	33217518431	BW3131	31607589764
AU3403	8E0407271AT	BW3024	33211225893	BW3087	33211229496	BW3132	31607558949
AU3404	8E0407272AT	BW3024	33211226564	BW3087	33211229498	BW3133	31607558950
AU3407	8E0407271AH	BW3024	33211226581	BW3087	33211229592	CH3007	P4808883
AU3408	8E0407272AH	BW3029	33211227172	BW3087	33211229708	CH3008	P4808580
AU3412	4B0407271AS	BW3041	33201227221	BW3087	33217518432	CH3023	P04668921
AU3412	4B0407271BB	BW3041	33211226047	BW3090	31607505003	CH3025	P04641883AA
AU3412	4B0407451RX	BW3041	33211226720	BW3090	31607505005	CH3026	P04641884AA
AU3413	4Z7407271E	BW3044	33211208441	BW3090	31607565313	CH3027	4511443
AU3413	4Z7407451AX	BW3046	33211226621	BW3091	31607505004	CH3027	4511445
AU3414	4Z7407272E	BW3046	33211226622	BW3091	31607505006	CH3028	4511436
AU3415	4Z7407271D	BW3055	33211225858	BW3091	31607565314	CH3028	4511448
AU3416	4Z7407272D	BW3055	33211225859	BW3092	33211229757	CI3002	75525808
AU3416	4Z7407452X	BW3055	33211226323	BW3092	33217504521	CI3002	95582414
AU3417	4Z7501203A	BW3055	33211226372	BW3093	33211229756	CI3004	GX10701A
AU3419	8E0407271AE	BW3055	33211226879	BW3093	33217504522	CI3005	95559545
AU3420	8E0407272AE	BW3055	33211227097	BW3094	31607518237	CI3005	95582415
AU3421	8N0407271E	BW3056	33211227032	BW3095	31607518238	CI3006	95582416
AU3422	8N0407272E	BW3056	33211227606	BW3096	31607533215	CI3006	95592320
AU3425	8D0407271AH	BW3059	31601226813	BW3097	31607533216	CI3007	5508423
AU3426	8D0407272AH	BW3059	31601226815	BW3098	31607514479	CI3008	5480643



GR	OE	GR	OE	GR	OE	GR	OE
CI3010	95616788	CI3040	32725K	CI3052	95631410	CI3075	32729J
CI3010	95616789	CI3040	3272F2	CI3053	3273K7	CI3075	95666908
CI3010	95618334	CI3040	3272K2	CI3053	3273K8	CI3075	95666940
CI3011	95616790	CI3040	3272R5	CI3053	95624473	CI3076	32730K
CI3011	95616791	CI3040	3272R6	CI3053	95631413	CI3076	32735K
CI3012	95618339	CI3040	327366	CI3058	32727N	CI3076	32735L
CI3013	95607392	CI3040	327367	CI3059	327362	CI3076	95666909
CI3013	95618335	CI3040	95591073	CI3059	32736R	CI3076	95666941
CI3013	95618340	CI3040	95619481	CI3059	3273C7	CI3079	3272G5
CI3014	65595289	CI3041	327355	CI3059	3273N4	CI3079	96129064
CI3014	95602248	CI3041	32735R	CI3059	327478	CI3080	96164213
CI3014	95606802	CI3041	327364	CI3059	95555117	CI3080	96164350
CI3014	95619478	CI3041	3273L9	CI3059	96074111	CI3083	32725L
CI3015	3272A8	CI3041	3273R6	CI3059	96184033	CI3083	32727L
CI3015	96167303	CI3041	3273Y0	CI3061	327238	CI3083	32729G
CI3015	96171858	CI3041	3273Y1	CI3061	327239	CI3083	3272Y6
CI3015	96177248	CI3041	95591074	CI3061	327290	CI3083	3272Y7
CI3016	3273K4	CI3041	95619482	CI3061	3372J9	CI3084	32730W
CI3016	96171861	CI3042	95640036	CI3061	9614188080	CI3084	32730X
CI3016	96177247	CI3043	95640053	CI3062	3273A9	CI3084	32734T
CI3019	95563213	CI3044	327218	CI3062	3273C0	CI3084	32736G
CI3020	327250	CI3044	3272R7	CI3062	3273H4	CI3085	32726F
CI3020	32728J	CI3044	3272R8	CI3062	3273H8	CI3085	32728L
CI3020	3272W5	CI3044	95669013	CI3062	9614188180	CI3086	32733Z
CI3020	95624994	CI3044	96072988	CI3063	327239	CI3086	32736H
CI3020	95648547	CI3045	32732Y	CI3063	327241	CI3089	32721N
CI3020	96033355	CI3045	32735K	CI3063	327253	CI3089	3272Y4
CI3020	96042941	CI3045	327387	CI3063	327289	CI3089	96171874
CI3020	96601868	CI3045	3273Y2	CI3063	327290	CI3090	32730R
CI3021	327000	CI3045	3273Y3	CI3063	3272A2	CI3090	32730S
CI3021	327356	CI3045	95669014	CI3063	3272E8	CI3090	32736J
CI3021	32735J	CI3045	96072989	CI3063	3272P8	CI3090	32739Z
CI3021	327368	CI3050	32720H	CI3063	3273P9	CI3090	3273AA
CI3021	3273C8	CI3050	3272A8	CI3063	95644258	CI3090	3273K2
CI3021	3273E2	CI3050	3272A9	CI3064	3273C0	CI3090	3273K3
CI3021	95601867	CI3050	3272C0	CI3064	3273C2	CI3090	96031845
CI3021	95601887	CI3050	3272E9	CI3064	3273E1	CI3090	96086458
CI3021	95624995	CI3050	3272F0	CI3064	3273H8	CI3090	96091416
CI3021	95648548	CI3050	3272F7	CI3064	3273K0	CI3090	96167304
CI3021	96033369	CI3050	3272G3	CI3064	3273K1	CI3090	96171857
CI3021	96042942	CI3050	95606796	CI3064	3273Q4	CI3090	96171873
CI3024	32723K	CI3050	95619479	CI3064	3273W3	CI3090	96171875
CI3024	3272R3	CI3050	95624470	CI3064	3273W4	CI3090	96173636
CI3024	95644403	CI3050	95648544	CI3064	95643956	CI3090	96173638
CI3025	32735P	CI3050	96048974	CI3065	327234	CI3092	32736S
CI3025	3273X8	CI3050	96167303	CI3065	95644260	CI3099	32722L
CI3025	95644404	CI3050	96171856	CI3065	96145818	CI3099	32723L
CI3031	327360	CI3051	32731K	CI3066	3273A5	CI3099	3272K8
CI3031	3273C7	CI3051	3273K4	CI3066	95643952	CI3099	3272V0
CI3031	3273H1	CI3051	3273K5	CI3066	96145819	CI3099	3272V7
CI3031	95555117	CI3051	3273L8	CI3067	32725N	CI3100	327306
CI3031	9559529480	CI3051	3273N3	CI3067	3272J9	CI3100	327315
CI3031	95605804	CI3051	95606797	CI3067	3272N0	CI3100	32735Y
CI3031	95606804	CI3051	95619480	CI3067	95644260	CI3100	32737E
CI3033	95607391	CI3051	95624471	CI3067	96145818	CI3100	327352
CI3033	95618333	CI3051	95631414	CI3068	32736P	CI3103	32721L
CI3034	95607386	CI3051	95648545	CI3068	3273H4	CI3103	3272L1
CI3035	95616792	CI3051	96048975	CI3068	3273T6	CI3103	3272L9
CI3035	95616793	CI3051	96167304	CI3068	95643952	CI3103	3272M0
CI3036	95616794	CI3051	96171857	CI3068	96145819	CI3103	3272P5
CI3036	95616795	CI3052	3272C3	CI3071	32720J	CI3104	32735X
CI3037	95607393	CI3052	3272C4	CI3071	3272A9	CI3104	3273T4
CI3037	95618337	CI3052	3272C5	CI3071	3272C1	CI3104	3273V7
CI3038	95607388	CI3052	3272C6	CI3071	96171856	CI3104	3273W0
CI3038	95618338	CI3052	95624472	CI3075	32721K	CI3111	32726K

GR	OE	GR	OE	GR	OE	GR	OE
CI3111	3272J0	CI3150	3273E8	CI3242	32737Q	CI3290	9650624180
CI3111	3272J3	CI3155	32722Z	CI3242	32737R	CI3292	32739T
CI3112	32735S	CI3156	32732Y	CI3249	327228	CI3292	32739V
CI3112	3273Q5	CI3157	32721F	CI3250	32736K	CI3292	9639354480
CI3112	3273Q8	CI3167	3272L6	CI3250	32739Z	CI3293	3272FT
CI3115	32727K	CI3167	3272V8	CI3250	3273AA	CI3293	3272FV
CI3115	3272J1	CI3167	95640036	CI3251	32726W	CI3294	3273CY
CI3115	3272J5	CI3167	95655262	CI3251	32729L	CI3294	3273CZ
CI3116	32735T	CI3168	327319	CI3251	3272Y3	CI3295	3272LW
CI3116	3273Q6	CI3168	3273S9	CI3252	32730R	CI3296	3273LP
CI3116	3273R0	CI3168	3273T0	CI3252	32736J	CI3297	3272EQ
CI3130	327304	CI3168	95640053	CI3253	3272EN	CI3297	3272ER
CI3131	3272X9	CI3168	95655261	CI3253	3272EP	CI3297	3272HR
CI3132	32730L	CI3173	3272GT	CI3253	3272FW	CI3297	3272RT
CI3132	3273N7	CI3174	3272Q5	CI3253	3272FX	CI3298	3273EQ
CI3133	3272G6	CI3174	3272Q6	CI3253	9638016580	CI3298	3273ER
CI3133	3272G8	CI3179	32720R	CI3253	9640127580	CI3298	3273EX
CI3133	3272Q0	CI3180	32731T	CI3254	3273EA	CI3298	3273EY
CI3133	3272Q3	CI3181	32722V	CI3254	3273EN	CI3298	3273SG
CI3133	3272Q4	CI3181	3272EJ	CI3254	3273EP	CI3298	9638016880
CI3133	3272Q9	CI3182	32738P	CI3266	3272EX	CI3299	3272JY
CI3133	96141635	CI3182	3273EJ	CI3266	3272EY	CI3300	3273JR
CI3134	3273P1	CI3183	32721V	CI3266	9641777180	CI3301	3272JZ
CI3134	3273P2	CI3183	3272EH	CI3267	9639508780	CI3302	3273JS
CI3134	3273P3	CI3183	3272RA	CI3268	32724T	CI3309	3272GY
CI3134	3273W5	CI3183	3272RC	CI3268	32725T	CI3309	3272RL
CI3134	3273W8	CI3184	32738N	CI3269	32738G	CI3310	3273GQ
CI3134	3273W9	CI3184	3273EH	CI3269	32738H	CI3310	3273TF
CI3134	3273X3	CI3184	3273NY	CI3269	96326879	CI3311	3272NP
CI3134	96164213	CI3190	32731W	CI3270	32726T	CI3311	3272NQ
CI3139	3272T5	CI3190	3273T6	CI3270	32727T	CI3312	3273NP
CI3139	3272T6	CI3190	3273T8	CI3271	32727V	CI3312	3273NQ
CI3140	3273Z7	CI3190	3273V0	CI3271	3272EK	CI3313	3272SJ
CI3140	3273Z8	CI3193	3272T1	CI3272	32738V	CI3313	3272SK
CI3141	3272A3	CI3193	95025832	CI3272	3273EK	CI3314	3273SZ
CI3142	3273K0	CI3194	32731L	CI3275	32727S	CI3314	3273TA
CI3142	3273W6	CI3194	95025833	CI3275	3272ES	CI3323	3272SL
CI3143	327235	CI3197	32727S	CI3275	3272ET	CI3323	3272SN
CI3143	327240	CI3197	32727W	CI3275	3272JA	CI3324	3273TC
CI3143	327260	CI3197	32729L	CI3275	3272JC	CI3324	3273TE
CI3143	327287	CI3197	3272A5	CI3275	9638226480	CI3326	3272VR
CI3143	95644260	CI3197	3272A7	CI3276	3273ES	CI3326	3272VS
CI3143	96145818	CI3197	3272FP	CI3276	3273ET	CI3327	3273ZR
CI3144	327260	CI3197	3272Z7	CI3276	3273HQ	CI3327	3273ZS
CI3144	3273A6	CI3197	3272Z8	CI3276	3273HR	CI3328	3272GG
CI3144	3273C1	CI3197	96085457	CI3276	3273HS	CI3328	3272NL
CI3144	3273C6	CI3197	96171871	CI3276	3273HT	CI3329	3273EG
CI3144	3273E8	CI3201	32722K	CI3276	9638226380	CI3329	3273FA
CI3144	3273H5	CI3201	3272T7	CI3277	3272G8	CI3329	3273NL
CI3144	95643952	CI3202	327303	CI3277	3272Q9	DA3001	4342087710000
CI3144	96145819	CI3202	32733P	CI3278	3273P3	DA3001	4342087726000
CI3147	3272N6	CI3202	32735N	CI3278	96164213	DA3001	4342087731000
CI3147	3272N8	CI3208	32733Q	CI3279	3272Q7	DA3002	4341087710000
CI3147	3272P3	CI3208	32735Z	CI3279	3272R0	DA3002	4341087726000
CI3147	3272P4	CI3235	32722Q	CI3282	3272KL	DA3002	4341087731000
CI3148	3273V2	CI3235	32729P	CI3283	3273FH	DA3009	4342087717000
CI3148	3273V4	CI3236	32737F	CI3283	3273JY	DA3010	4341087717000
CI3148	3273V8	CI3236	32737H	CI3285	3272Z7	DC3002	6001542122
CI3148	3273V9	CI3237	32722Q	CI3287	32728S	DC3003	6001548121
CI3149	3272N5	CI3239	32724Q	CI3287	3272FP	DC3004	6001548120
CI3149	3272N7	CI3239	32725Q	CI3289	3272JA	DC3005	8200444438
CI3150	3272N6	CI3240	32737K	CI3289	3272JC	DC3006	8200484373
CI3150	3272N8	CI3240	32737L	CI3289	9650624280	DC3007	8200388903
CI3150	3272P3	CI3241	32728Q	CI3290	3273HS	DC3008	8200388900
CI3150	3272P4	CI3241	32729Q	CI3290	3273HT	DC3009	6001544964

GR	OE	GR	OE	GR	OE	GR	OE
DC3010	6001544965	FI3106	3272F9	FI3149	3273R3	FI3248	46307006
DC3012	8200499304	FI3106	327477	FI3149	3273ZZ	FI3249	46307005
DC3012	8200503358	FI3106	95555116	FI3158	46307081	FI3250	46307008
DC3013	8200499306	FI3106	9607411180	FI3159	46307073	FI3251	46307007
DC3013	8200503359	FI3106	960741114	FI3162	46307102	FI3275	7680654
DC3014	6001550690	FI3106	96184031	FI3163	46307101	FI3276	186AW.1AA.E
DC3014	6001550691	FI3107	3272H2	FI3166	46307323	FI3276	46538020
DC3014	6001551095	FI3107	3273H2	FI3167	46307325	FI3276	71783025
DC3014	6001551096	FI3107	3273N5	FI3168	1600011936	FI3277	1600013742
DC3014	8200543477	FI3107	9607411480	FI3168	46307195	FI3277	46307687
DC3014	8200863524	FI3107	96184035	FI3168	463071950	FI3282	46307998
DC3014	8200863653	FI3121	182AM.GBA.E	FI3169	181AB.4CA.E009	FI3284	46307997
DC3015	8200820344	FI3121	46307110	FI3169	46307017	FI3285	46307674
DC3015	8201187694	FI3122	1600011822	FI3182	7770720	FI3286	46307678
DC3016	391019671R	FI3122	46307109	FI3183	7770716	FI3287	46307796
DC3016	8200939981	FI3126	46477176	FI3214	9619947588	FI3289	46307703
DC3017	391001162R	FI3127	46476614	FI3215	9619947688	FI3290	46307707
DC3017	391002111R	FI3128	46476612	FI3216	32721L	FI3291	46307864
DC3017	391004383R	FI3131	46307111	FI3216	3272L1	FI3291	46307910
DC3017	391009882R	FI3135	1600011080	FI3216	3272L9	FI3292	46307863
DC3018	391015061R	FI3135	77718690	FI3216	3272M0	FI3292	46307909
DC3019	8200930507	FI3135	836AH.2A.E	FI3216	3272P5	FI3295	46307666
DC3020	391008165R	FI3142	3272J0	FI3217	3273T3	FI3295	46307900
DW3011	96257821	FI3143	3273Q5	FI3217	3273T4	FI3296	46307667
DW3012	96257822	FI3144	1463105080	FI3217	3273V7	FI3296	46307904
DW3017	96257823	FI3144	1495537080	FI3217	3273W0	FI3297	46307851
DW3018	96257824	FI3144	3272CH	FI3218	9617408188	FI3297	46307852
DW3052	96298502	FI3144	3272CJ	FI3219	9617408288	FI3298	46307989
DW3055	96287813	FI3144	3272J0	FI3220	32723L	FI3298	46308034
DW3056	96287814	FI3144	3272J3	FI3220	3272K7	FI3298	46308035
FI3001	4393154	FI3144	3272J4	FI3220	3272K8	FI3299	46307368
FI3002	4393153	FI3145	1463106080	FI3220	3272L0	FI3300	46307369
FI3013	4465611	FI3145	1495538080	FI3220	3272V0	FI3301	46307428
FI3013	5996763	FI3145	3273CH	FI3220	3272V7	FI3302	46307429
FI3013	92400981	FI3145	3273CJ	FI3221	327306	FI3303	46307756
FI3015	5412895	FI3145	3273Q5	FI3221	327315	FI3315	46307324
FI3015	5540795	FI3145	3273Q8	FI3221	32735Y	FI3317	46307098
FI3015	95540795	FI3145	3273Q9	FI3221	32737E	FI3317	46519877
FI3015	95582440	FI3146	1495545080	FI3221	3273S1	FI3318	46307096
FI3016	327248	FI3146	1496136080	FI3221	3273S2	FI3318	46519876
FI3016	95555116	FI3146	3272J2	FI3221	3273S4	FI3319	46307174
FI3016	9559529280	FI3147	1495546080	FI3230	1491237080	FI3320	46307180
FI3017	327393	FI3147	1496137080	FI3230	1491239080	FI3321	46307177
FI3045	46307112	FI3147	3273Q7	FI3230	1495541080	FI3322	46307178
FI3046	46307149	FI3148	1487937088	FI3230	3272J1	FI3336	46307198
FI3064	5957818	FI3148	32728K	FI3231	1491234080	FI3337	7754409
FI3065	5977932	FI3148	32729K	FI3231	1491238080	FI3338	46404032
FI3066	92601186	FI3148	3272CP	FI3231	1495542080	FI3343	46307086
FI3067	92601185	FI3148	3272J2	FI3231	3273Q6	FI3344	46307087
FI3068	5964652	FI3148	3272J7	FI3232	1491239080	FI3347	46412935
FI3068	7576199	FI3148	3272J8	FI3232	3272CK	FI3348	46412934
FI3069	5964650	FI3148	3272NF	FI3232	3272CL	FI3358	46472287
FI3075	7029789	FI3148	3272TY	FI3232	3272J1	FI3361	46307466
FI3076	7029788	FI3148	3272V3	FI3232	3272J5	FI3361	46307565
FI3077	4374765	FI3148	3272V4	FI3232	3272J6	FI3362	46307792
FI3078	5930962	FI3148	3272V5	FI3233	1491240080	FI3363	46307787
FI3084	46307131	FI3149	1487936088	FI3233	32735T	FI3364	46307788
FI3085	7782545	FI3149	327309	FI3233	3273CK	FI3365	46307642
FI3094	7724184	FI3149	327310	FI3233	3273Q6	FI3365	46307785
FI3094	7771863	FI3149	327313	FI3233	3273R0	FI3365	46308158
FI3096	7771707	FI3149	32735W	FI3233	3273R1	FI3366	46307471
FI3104	7669249	FI3149	3273CP	FI3234	46307506	FI3366	46307786
FI3105	7641603	FI3149	3273NC	FI3235	46307508	FI3366	46308156
FI3106	327248	FI3149	3273Q7	FI3240	7667165	FI3369	46307002
FI3106	327285	FI3149	3273R2	FI3241	7667164	FI3370	46307004

GR	OE	GR	OE	GR	OE	GR	OE
FI3371	46307404	FI3441	1497199080	FO3021	5018759	FO3066	87FX3219CA
FI3372	46307403	FI3441	3273NP	FO3021	87FX3220BA	FO3066	89FX3219BA
FI3373	46307360	FI3441	3273NQ	FO3022	5018750	FO3066	90FX3219BA
FI3374	46307351	FI3441	71792564	FO3022	87FX3219BA	FO3066	90FX3219CA
FI3375	46307408	FI3442	46538019	FO3023	5018762	FO3066	90FX3219EA
FI3378	46307362	FI3443	55700562	FO3023	5018763	FO3066	R89FX3219BA
FI3379	46307485	FI3444	55700559	FO3023	5018764	FO3066	R89FX3219CA
FI3380	46307487	FI3445	1357488080	FO3023	87FX3220FA	FO3066	R89FX3219DA
FI3381	46307691	FI3446	1349787080	FO3023	87FX3220GA	FO3073	5018714
FI3382	46307805	FI3446	1355333080	FO3023	87FX3220KA	FO3073	85GG4234DA
FI3383	46801690	FI3451	51787863	FO3024	5018753	FO3074	1629459
FI3384	46801689	FI3452	51787861	FO3024	5018754	FO3074	5018713
FI3385	1481450080	FI3460	51783583	FO3024	5018756	FO3074	85GG4234CA
FI3385	3272AY	FI3461	51783825	FO3024	5018757	FO3075	5024573
FI3385	3272JE	FI3462	1349789080	FO3024	87FX3219FA	FO3075	6596776
FI3385	3272JF	FI3463	1349786080	FO3024	87FX3219GA	FO3075	6596777
FI3385	3272SQ	FI3464	1350296080	FO3024	87FX3219KA	FO3075	91AX3220BA
FI3385	71793424	FI3465	1350297080	FO3024	87FX3219LA	FO3076	5024567
FI3385	9645249280	FI3466	51795511	FO3025	5018765	FO3076	6596770
FI3386	1481449080	FI3467	51795511	FO3025	78TT3A425AD	FO3076	6669785
FI3387	46307688	FI3470	1497191088	FO3026	5018766	FO3076	91AX3219GA
FI3388	46308227	FI3470	3272GG	FO3026	79TT3A425AC	FO3087	5024574
FI3389	46308229	FI3471	1497192088	FO3026	79TT3A425DA	FO3087	5024575
FI3390	46308116	FI3471	3273EG	FO3027	5018701	FO3087	5026653
FI3391	46308112	FI3471	3273FA	FO3027	83BG4234FB	FO3087	6596778
FI3391	46308115	FI3474	71742703	FO3028	5018700	FO3087	6596779
FI3392	46308079	FI3475	71746741	FO3028	83BG4234EB	FO3087	91AX3220DA
FI3393	46308080	FI3476	51783824	FO3029	5018703	FO3087	R92AX3220DA
FI3394	71739581	FI3477	51787180	FO3029	83BG4234KB	FO3088	5024568
FI3395	1481452080	FI3482	51787864	FO3030	5018702	FO3088	5024569
FI3396	1481451080	FI3483	51787862	FO3030	83BG4234JB	FO3088	5026652
FI3397	46308260	FI3502	46307855	FO3031	5018705	FO3088	6596773
FI3397	46308274	FI3503	46307856	FO3031	83BG4234BB	FO3088	91AX3219DA
FI3398	46308008	FO3003	1579854	FO3032	518704	FO3088	R92AX3219DA
FI3398	46308259	FO3003	5018712	FO3032	83BG4234AB	FO3108	5024572
FI3399	46308178	FO3003	72GG4234BA	FO3038	5018818	FO3108	6596778
FI3399	46308179	FO3003	78GG4234AA	FO3038	87FX3220MA	FO3108	91AX3220AA
FI3400	46308066	FO3005	5018678	FO3039	5018816	FO3109	5024566
FI3400	46308180	FO3005	87AX3220AA	FO3039	87FX3219MA	FO3109	5024568
FI3401	46308093	FO3006	5018679	FO3062	5026501	FO3109	91AX3219AA
FI3401	46308094	FO3006	87AX3219AA	FO3062	R89FX3220AA	FO3110	5018684
FI3401	51753392	FO3007	5018680	FO3063	5022282	FO3110	5018690
FI3403	46308275	FO3007	87AX3220BA	FO3063	5026500	FO3110	5025579
FI3404	46303261	FO3008	5018681	FO3063	90FX3219AA	FO3110	87AX3220DA
FI3404	46308221	FO3008	87AX3219BA	FO3064	5018767	FO3110	87AX3220GA
FI3405	46307976	FO3013	5018682	FO3064	84FG3A425DA	FO3110	87AX3220JA
FI3405	46308100	FO3013	5018689	FO3065	5022283	FO3111	5018691
FI3406	46307975	FO3013	87AX3219FA	FO3065	5022285	FO3111	87AX3219GA
FI3406	46308106	FO3013	87AX3220CA	FO3065	5022287	FO3112	5024574
FI3419	51754514	FO3014	5018683	FO3065	5026503	FO3112	5026653
FI3420	51754513	FO3014	5018688	FO3065	5026505	FO3112	91AX3220CA
FI3432	9645248880	FO3014	87AX3219CA	FO3065	6779200	FO3112	R92AX3220DA
FI3433	9645248980	FO3014	87AX3220FA	FO3065	89FX3220CA	FO3113	5026652
FI3434	1349788080	FO3015	5018684	FO3065	89FX3220EA	FO3113	6669786
FI3434	71790991	FO3015	5025579	FO3065	90FX3220BA	FO3113	92AX3219HA
FI3434	71790994	FO3015	87AX3220DA	FO3065	90FX3220EA	FO3113	R92AX3219DA
FI3435	1349785080	FO3015	87AX3220JA	FO3065	R89FX3220BA	FO3114	5022281
FI3440	1497187080	FO3016	5018685	FO3065	R89FX3220CA	FO3114	5026501
FI3440	1497187088	FO3016	5025578	FO3065	R89FX3220DA	FO3114	5026509
FI3440	1497198080	FO3016	87AX3219DA	FO3066	5022284	FO3114	90FX3220AA
FI3440	3272NP	FO3016	87AX3219JA	FO3066	5022286	FO3114	90FX3220FA
FI3440	3272NQ	FO3019	5018758	FO3066	5022288	FO3114	R89FX3220AA
FI3440	71792561	FO3019	87FX3220AA	FO3066	5026502	FO3115	5022282
FI3441	1497188080	FO3020	5018749	FO3066	5026504	FO3115	5026500
FI3441	1497188088	FO3020	87FX3219AA	FO3066	6779184	FO3115	5026508

GR	OE	GR	OE	GR	OE	GR	OE
FO3115	90FX3219AA	FO3212	87FX3219HA	FO3258	1416711	FO3278	4166492
FO3115	90FX3219FA	FO3215	R97FX3220CA	FO3258	2S61-3B437-AB	FO3279	1C153B436AE
FO3115	R89FX3219AA	FO3216	R97AX3220BA	FO3258	2S61-3B437-AC	FO3279	1C153B436AF
FO3118	R97FX3220BA	FO3222	1142795	FO3258	2S6W-3B437-FA	FO3279	4104908
FO3119	R97FX3219BA	FO3222	1334285	FO3258	RM2S61-3B437-AB	FO3279	4104909
FO3122	5029043	FO3222	1341968	FO3258	RM2S61-3B437-AC	FO3280	1C153B437CF
FO3122	7024792	FO3222	1361898	FO3258	RM2S6W-3B437-FA	FO3281	1C153B436CE
FO3122	R93BG3B437AE	FO3222	1386146	FO3259	1334284	FO3281	1C153B436CF
FO3123	5029038	FO3222	1416711	FO3259	1359342	FO3282	1417222
FO3123	7024790	FO3222	1416715	FO3259	1416633	FO3282	6G913B437BA
FO3123	R93BG3B436AE	FO3222	2S61-3B437-BB	FO3259	1416717	FO3283	1437705
FO3124	5029040	FO3222	2S61-3B437-BC	FO3259	2S61-3B436-AC	FO3283	6G913B436EA
FO3124	7024791	FO3222	2S6W-3B437-AA	FO3259	2S6W-3B436-FA	FO3283	6G913B436EB
FO3124	R93BG3B437AAE	FO3222	2S6W-3B437-FA	FO3259	RM2S61-3B436-AC	FO3285	3M51-3B437-BAE
FO3125	5029036	FO3222	4330605	FO3259	RM2S6W-3B436-FA	FO3286	3M51-3B436-BAE
FO3125	7024789	FO3222	5S61-3B437-AA	FO3263	2T143B437AA	FO3289	1495673
FO3125	R93BG3B436AAE	FO3222	RM2S61-3B437-BB	FO3263	2T143B437CA	FO3289	1496580
FO3126	6757668	FO3222	RM2S6W-3B437-FA	FO3263	2T143B437CB	FO3289	6C11-3B437-DE
FO3126	6757676	FO3222	RM5S61-3B437-AA	FO3263	2T143B437CC	FO3290	1495672
FO3126	R93BG3B437BD	FO3223	1334284	FO3263	2T143B437CD	FO3290	1496579
FO3126	R93BG3B437BE	FO3223	1361897	FO3263	2T143B437CE	FO3290	6C11-3B436-DE
FO3127	6757668	FO3223	1386145	FO3264	2T143B436AA	FO3291	95VW3B437CB
FO3127	6757676	FO3223	1416634	FO3264	2T143B436CA	FO3292	7M3407272E
FO3127	R93BG3B436BE	FO3223	1416717	FO3264	2T143B436CB	FO3300	1303939
FO3128	6757672	FO3223	1416720	FO3264	2T143B436CC	FO3300	1328374
FO3128	R93BG3B437ABE	FO3223	2S61-3B436-BC	FO3264	2T143B436CD	FO3300	3S5W3B437AA
FO3129	6757666	FO3223	2S6W-3B436-FA	FO3264	2T143B436CE	FO3301	1303938
FO3129	R93BG3B436ABE	FO3223	5S61-3B436-AA	FO3264	2T143B436CF	FO3301	1328371
FO3181	R94FX3220BA	FO3223	RM2S61-3B436-BC	FO3265	2T143B437FA	FO3301	3S5W3B436AA
FO3184	R94FX3219BA	FO3223	RM2S6W-3B436-FA	FO3265	2T143B437FB	FO3304	1223726
FO3186	95VW3B436BA	FO3223	RM5S61-3B436-AA	FO3265	2T143B437FC	FO3304	1456974
FO3188	V85883A427AA	FO3227	7M3407271A	FO3265	2T143B437FD	FO3304	1475129
FO3189	3667428	FO3227	7M3407271E	FO3265	4490558	FO3304	3M51-3B436-NC
FO3190	3667429	FO3227	7M3407271Q	FO3265	5083616	FO3304	3M51-3B436-NE
FO3191	3652047	FO3227	YM213B437BB	FO3266	1328362	FO3304	3M51-3B436-NG
FO3192	1141768	FO3227	YM213B437BC	FO3266	2T143B436AC	FO3304	3M51-3B436-NH
FO3192	3652045	FO3228	7M3407271	FO3266	2T143B436AD	HO3003	44306689601
FO3193	5022290	FO3228	7M3407271F	FO3266	2T143B436AE	HO3004	44305689601
FO3193	5026511	FO3228	7M3407271M	FO3266	2T143B436AF	HO3007	44306SA5000
FO3193	5026513	FO3228	7M3407271N	FO3266	2T143B436AG	HO3007	44306SA5010
FO3193	5026515	FO3228	7M3407271P	FO3266	2T143B436AH	HO3008	44305SA5000
FO3193	90FX3220HA	FO3228	YM213B437AB	FO3266	4490557	HO3008	44305SA5010
FO3193	90FX3220KA	FO3228	YM213B437AC	FO3267	3C113B437AB	HO3009	44306SA5950
FO3194	5026510	FO3243	7M050201	FO3268	3C113B436BB	HO3009	44306SA5951
FO3194	5026512	FO3243	95VW4N275AA	FO3269	1C153B437CG	HO3009	44306SA6951
FO3194	5026514	FO3244	7M0501202	FO3270	1C153B436CG	HO3010	44305SA5020
FO3194	89FX3219EA	FO3244	95VW4N274AA	FO3271	1C153B437CG	HO3010	44305SA5620
FO3194	90FX3219GA	FO3252	V89883A427AB	FO3272	1C153B436CG	HO3010	44305SA5640
FO3194	90FX3219HA	FO3253	V89883A427BA	FO3273	1223785	HO3010	44305SA5641
FO3194	90FX3219KA	FO3254	1S7W3B437DA	FO3273	1353398	HO3013	44306SE0000
FO3197	1493925	FO3254	2S7W3B437CA	FO3273	1417778	HO3013	44306SE0010
FO3197	72GG4234AA	FO3254	4106380	FO3273	1437541	HO3013	44306SE0020
FO3205	96FG3A428DB	FO3254	4372692	FO3273	3M51-3B437-DAC	HO3013	44306SE0G01
FO3205	R97FX3219CA	FO3254	4398073	FO3273	3M51-3B437-DAE	HO3013	44306SE0G02
FO3206	1059528	FO3255	1132508	FO3273	3M51-3B437-DAF	HO3014	44305SE0000
FO3206	R97FX-3220-DA	FO3255	1447467	FO3273	RM3M51-3B437-DAE	HO3014	44305SE0010
FO3207	1059520	FO3255	1S7W3B436EB	FO3274	1223723	HO3014	44305SE0G01
FO3207	R97FX-3219-DA	FO3255	2S713B436BA	FO3274	1417775	HO3014	44305SE0G02
FO3209	5022268	FO3255	4132634	FO3274	1431359	HO3014	44305SE0J00
FO3209	87FX3220NA	FO3255	4398072	FO3274	3M51-3B436-DAC	HO3014	44305SE0J01
FO3210	5022267	FO3258	1142794	FO3274	3M51-3B436-DAE	HO3020	44305SM4020
FO3210	87FX3219NA	FO3258	1334285	FO3274	RM3M51-3B436-DAD	HO3020	44305SM4040
FO3211	5018768	FO3258	1341967	FO3278	1C153B437AE	HO3023	44306SM4020
FO3211	87FX3220HA	FO3258	1359345	FO3278	1C153B437AF	HO3023	44306SM4040
FO3212	5018755	FO3258	1416636	FO3278	4104910	HO3049	44306SB2750



GR	OE	GR	OE	GR	OE	GR	OE
HO3049	44306SB2751	LA3054	5955208	ME3011	1243503010	MR3003	44102M79F70
HO3049	44306SB2960	LA3054	82443534	ME3011	1293504010	MR3004	44101M79F70
HO3049	44306SB2961	LA3057	7722660	ME3015	1263500410	MT3033	MB837433
HO3050	44305SB2750	LA3060	46307004	ME3015	1263503010	MT3034	MR110406
HO3050	44305SB2751	LA3061	46307003	ME3015	1263503110	MT3072	4950721000
HO3050	44305SB2960	LA3090	463070100	ME3015	1263506410	MT3072	MB176160
HO3050	44305SB2961	LA3090	463070111	ME3021	6313300501	MT3073	4950821000
HO3058	44306SH3960	LA3090	836AE.ZI.E176	ME3021	6313300701	MT3073	MB176161
HO3058	44306SH3961	LA3097	1600011293	ME3021	6313301301	MT3088	MR111367
HO3058	44306SH3A00	LA3097	464239470	ME3024	A2023505610	MT3088	MR377575
HO3058	44306SH3A01	LA3097	838AB.5AA.E	ME3029	6383342334	MT3089	MR111368
HO3058	44306SH3G00	LA3112	46307735	ME3029	A6383342334	MT3089	MR377576
HO3058	44306SH3G01	LA3112	46458796	ME3035	5829037101	MT3100	MR276871
HO3059	44305SH3960	LA3112	839AB.LBA.E009	ME3036	603330001	MT3101	MR276870
HO3059	44305SH3961	LA3117	46307564	ME3041	1683603172	MT3104	MR912135
HO3059	44305SH3A00	LA3118	46307647	ME3046	A2023508410	MT3105	MR912136
HO3059	44305SH3A01	LA3119	46307569	ME3047	A1633300101	MT3106	MR582021
HO3059	44305SH3G00	LA3120	46548056	ME3047	A1633300401	MT3107	MR582022
HO3059	44305SH3G01	LA3122	46548055	ME3048	A1633300201	MT3108	3815A009
HO3098	44306SA0013	LA3122	46548165	ME3048	A1633300301	MT3109	3815A010
HO3099	44305SA0003	LA3123	46307743	ME3048	A1633300501	MT3110	MR377713
HO3145	44011-SR3-020	LA3124	46307744	ME3049	2033502610	MT3111	MR910888
HO3146	44010-SR3-020	LA3125	46545754	ME3050	1693701572	MT3112	MR377715
HO3155	44011SN7953	LA3126	46307559	ME3050	1693702772	MT3113	MR910890
HO3156	44010SN7953	LA3127	7739015	ME3051	1693705672	MZ3001	F00125400A
HO3161	44011-S04-951	LA3128	7739016	ME3052	1693602972	MZ3001	F00125400B
HO3162	44010-S04-951	LA3129	7740977	ME3053	1693601572	MZ3002	F00125600A
HY3021	49507-02A00	LA3134	46307151	ME3053	1693603272	MZ3002	F00125600B
HY3022	49508-02A00	LA3135	46307147	ME3053	1693605472	MZ3009	F02325600
HY3025	49507-02A10	LA3142	7754409	ME3055	1683603372	MZ3010	F02325400
HY3026	49508-02A10	LA3143	46404032	ME3056	1693601172	MZ3015	G00125500
HY3030	49501-26561	LA3144	46408064	ME3057	1693601272	MZ3015	G00125500A
HY3077	49500-02050	LA3145	46408063	ME3060	1693706372	MZ3015	G00125500B
HY3078	49500-02060	LA3147	46554028	ME3061	1693701272	MZ3065	F06925600D
IN3011	22G2094	LA3148	46554027	ME3061	1693706472	MZ3066	FA09-25-50XF
IN3012	22G2095	LA3166	7794472	ME3063	A1643302301	ND3001	391000000
IN3027	556021100	LA3169	46307283	ME3063	A1643302701	ND3001	391010500
IN3028	556021101	LA3171	46307396	ME3064	A1643302401	ND3001	391011000
IN3029	556021200	LA3172	46307399	ME3064	A1643302801	ND3001	39101D3600
IN3030	556021201	LA3173	46307553	ME3066	A4543300401	ND3001	39101D4000
IV3001	60141961	LA3174	46307288	ME3066	A4543301101	ND3001	39101D4600
JG3002	C2S51198	LA3174	46307558	ME3066	A4543302501	ND3001	39101D4700
JP3007	6251701221	LA3176	46308147	ME3066	PMR980747	ND3001	39101O2E02
KI3001	OK20325600	LA3179	46308079	ME3067	A4543300701	ND3002	391000000
KI3002	OK20325400	LA3180	40608080	ME3067	A4543301201	ND3002	391001000
KI3009	OK2A125600	LA3187	7726871	ME3067	PMR980748	ND3002	39100D3600
KI3010	OK2A125400	LA3187	7729623	ME3068	1693607172	ND3002	39100D4000
KI3013	1K30A2560X	LA3201	1485694080	ME3069	1693604072	ND3002	39100D4600
KI3014	1K30A2540X	LA3201	9645249280	ME3069	1693605272	ND3002	39100D4700
KI3017	OK2C22560X	LA3202	14585695080	ME3069	1693606072	ND3002	39100O2E02
KI3018	OK2C22550X	LA3202	9645249380	ME3070	1683702172	ND3002	39100O5E02
KI3021	OK30A25600	LD3001	21212215011L	ME3071	1683702272	ND3013	3910101M10
KI3022	OK30A25400	LD3002	21212215011R	ME3072	A1633500110	ND3013	3910101M15
KI3023	KK3892560XA	LD3003	21082215011	ME3072	A1633500210	ND3013	39101M7070
KI3024	KK3892540XA	LD3004	21082215010	ME3075	9013300001	ND3014	3910001M10
KI3025	KK38825600A	ME3001	1073500410	ME3078	2513301701	ND3014	3910001M15
KI3026	KK38825400A	ME3001	1073502710	ME3078	2513302101	ND3014	39100M7070
KI3035	OK01225600	ME3001	1073502810	ME3079	2513300601	ND3017	3910110A01
KI3035	OK01225600A	ME3001	1073503310	ME3079	2513301401	ND3017	3910111A00
KI3035	OK01225600B	ME3001	1073504310	ME3082	6393500710	ND3017	3910111A05
KI3036	OK01225500	ME3007	2013501810	ME3087	2103508710	ND3017	3910112A00
KI3036	OK01225500A	ME3009	1243502910	ME3089	2013503910	ND3017	3910113A00
KI3036	OK01225500B	ME3009	1243503010	ME3089	2013508310	ND3017	3910113A01
LA3016	46307002	ME3009	1243508810	ME3093	A4513570501	ND3017	39101M7270
LA3017	46307001	ME3009	1293504010	ME3094	A4513570601	ND3018	3910011A00

GR	OE	GR	OE	GR	OE	GR	OE
ND3018	3910011A05	ND3234	39101-JD52B	OP3030	90350824	OP3199	26067664
ND3018	3910012A00	ND3235	39100-BB32B	OP3031	90350907	OP3199	374110
ND3018	3910013A00	ND3235	39100-JD52B	OP3034	374145	OP3200	374327
ND3018	3910013A01	ND3236	39101-BB90C	OP3034	90348324	OP3201	374322
ND3018	39100M7270	ND3237	39100-BB90C	OP3035	374144	OP3201	90538603
ND3019	391010N510	ND3238	39101-BB22C	OP3035	90348325	OP3201	9117408
ND3020	391000M610	ND3239	39100-BB22C	OP3047	374165	OP3202	90539771
ND3021	3910101B00	ND3240	39101-JD24C	OP3047	90350721	OP3202	9117413
ND3022	3910001B01	ND3241	39100-JD24C	OP3048	374164	OP3203	90539783
ND3022	3910001B02	OP3003	374041	OP3048	90350720	OP3203	9117414
ND3022	3910001B05	OP3003	374098	OP3049	374188	OP3204	374323
ND3022	3910001B60	OP3003	374106	OP3049	374229	OP3204	90538604
ND3031	39101-60Y00	OP3003	374108	OP3049	90350905	OP3204	9117409
ND3031	39101-60Y05	OP3003	90121881	OP3050	374178	OP3205	374324
ND3031	3910160Y06	OP3003	90199428	OP3050	374230	OP3205	90538605
ND3032	39100-60Y00	OP3003	90216102	OP3050	90350865	OP3205	9117410
ND3032	39100-60Y05	OP3003	90216108	OP3050	574178	OP3208	374455
ND3032	3910060Y06	OP3004	374070	OP3051	374136	OP3209	374456
ND3036	3910001B060	OP3004	374071	OP3051	90348316	OP3212	374349
ND3037	3910101B05	OP3004	374105	OP3052	374137	OP3212	374777
ND3042	3910050A00	OP3004	374107	OP3052	90348317	OP3213	374350
ND3043	3910150A00	OP3004	90157211	OP3053	374180	OP3213	374776
ND3044	3910050Y00	OP3004	90157254	OP3053	374239	OP3221	4701109
ND3045	3910150Y00	OP3004	90216103	OP3053	90350908	OP3222	9206563
ND3045	3910150Y01	OP3004	90216109	OP3053	90511255	OP3223	9206561
ND3050	3910055A00	OP3009	414134	OP3054	374179	OP3225	4700645
ND3051	3910155A00	OP3009	90090641	OP3054	90350909	OP3226	13207053
ND3053	39101D3100	OP3010	374077	OP3072	374172	OP3226	4708033
ND3054	39100D3100	OP3010	7837456	OP3073	374173	OP3227	13207052
ND3062	3910170N00	OP3011	374078	OP3074	374122	OP3227	4708032
ND3062	3910173J00	OP3011	7837457	OP3075	374174	OP3228	4409210
ND3062	3910173J05	OP3012	374034	OP3082	374146	OP3228	4414517
ND3063	3910070N00	OP3012	374035	OP3082	90348330	OP3228	91166708
ND3063	3910073J00	OP3012	374064	OP3083	374185	OP3228	91168795
ND3064	3910173J20	OP3012	90095478	OP3083	90350910	OP3228	93852699
ND3065	3910073J20	OP3012	90121913	OP3085	414181	OP3229	4409208
ND3066	3910170J00	OP3012	90157133	OP3085	90369289	OP3229	4414516
ND3066	3910171N01	OP3013	374034	OP3087	414182	OP3229	91166707
ND3067	3910071J00	OP3013	374065	OP3087	90369290	OP3229	91168794
ND3068	3910170J10	OP3013	90121913	OP3088	414159	OP3232	374317
ND3069	3910071J10	OP3013	90157134	OP3088	414160	OP3233	374318
ND3071	72J10	OP3022	414150	OP3088	90465865	OP3253	374042
ND3076	391012F615	OP3022	90251680	OP3116	374312	OP3253	374046
ND3077	391002F615	OP3023	414147	OP3117	26029828	OP3254	26076879
ND3087	391014F100	OP3023	90222598	OP3117	374222	OP3254	26076883
ND3088	391004F100	OP3024	90350865	OP3118	26029827	OP3254	374371
ND3115	3910172J22	OP3025	374137	OP3118	374221	OP3254	374373
ND3116	3910072J20	OP3025	374188	OP3157	374120	OP3255	26076878
ND3119	39101-0M010	OP3025	90348317	OP3158	374121	OP3255	26076882
ND3120	39100-1N010	OP3025	90350905	OP3162	374223	OP3255	374370
ND3123	391012F210	OP3026	374140	OP3163	374224	OP3255	374372
ND3124	391002F210	OP3026	374180	OP3166	374185	OP3256	26076892
ND3134	391012F001	OP3026	90348326	OP3166	90350910	OP3256	374375
ND3135	391012F000	OP3026	90350908	OP3180	374041	OP3257	26092313
ND3186	39101-AY600	OP3027	374141	OP3180	374048	OP3257	374374
ND3187	39100-AY600	OP3027	90348327	OP3186	24430493	OP3257	374413
ND3188	39101-AY100	OP3027	90350909	OP3187	24430495	OP3258	26094867
ND3189	39100-AY100	OP3028	374145	OP3192	90512983	OP3258	374466
ND3217	39101-BM580	OP3028	374183	OP3193	90512386	OP3259	26095017
ND3217	39205-BM525	OP3028	90348324	OP3194	90512304	OP3259	374468
ND3218	39100-BM580	OP3028	90350824	OP3195	90512385	OP3260	24403227
ND3218	39204-BM527	OP3029	374184	OP3196	90511447	OP3260	374409
ND3229	39100-JD74B	OP3029	90348325	OP3197	90512387	OP3261	24427744
ND3233	39101-JD74B	OP3029	90350907	OP3198	26067666	OP3261	374408
ND3234	38225-JD22B	OP3030	374183	OP3198	374106	OP3262	24427062

GR	OE	GR	OE	GR	OE	GR	OE
OP3262	374442	OP3318	13150502	PE3017	327369	PE3049	327369
OP3263	24427064	OP3318	374792	PE3018	327220	PE3049	3273C9
OP3263	374443	OP3319	13150503	PE3018	327265	PE3049	3273E4
OP3266	93850891	OP3320	26111100	PE3018	327364	PE3049	96048667
OP3267	93850890	OP3320	374513	PE3018	327365	PE3050	327244
OP3270	24405345	OP3320	374553	PE3018	327366	PE3050	327245
OP3270	374088	OP3320	93299251	PE3018	327367	PE3051	327202
OP3270	9194469	OP3321	26111119	PE3018	327389	PE3051	3273C3
OP3271	4401721	OP3321	374512	PE3019	327201	PE3051	3273C4
OP3271	9109721	OP3321	374554	PE3020	327371	PE3054	327209
OP3272	4401946	OP3321	93299250	PE3020	3273J1	PE3054	327210
OP3272	9109946	OP3325	374569	PE3023	327221	PE3054	327211
OP3273	4401720	OP3328	374471	PE3023	327348	PE3054	3272E7
OP3273	9109720	OP3328	374535	PE3023	327349	PE3054	3272F5
OP3274	4502441	OP3328	9186552	PE3024	327351	PE3054	3272H1
OP3274	9198695	OP3329	13166586	PE3024	327352	PE3054	3272H3
OP3275	24462251	OP3329	374529	PE3024	327390	PE3055	327378
OP3275	374569	OP3329	374535	PE3025	327222	PE3055	327379
OP3276	24462250	OP3330	13189073	PE3025	327329	PE3055	327380
OP3276	374552	OP3330	374600	PE3025	327330	PE3055	3273N2
OP3277	13124675	OP3335	374473	PE3025	327354	PE3055	3273P7
OP3277	374543	OP3335	374783	PE3026	327326	PE3056	327207
OP3278	13124676	OP3336	374474	PE3026	327327	PE3056	327208
OP3278	374544	OP3336	374784	PE3026	327357	PE3056	3272E2
OP3284	13116174	PE3001	327353	PE3026	327358	PE3056	3272E4
OP3284	374523	PE3001	327453	PE3026	327391	PE3056	3272H4
OP3284	374524	PE3001	327455	PE3027	327204	PE3057	327377
OP3285	13159534	PE3001	327459	PE3027	327291	PE3057	3273L5
OP3285	374525	PE3001	327461	PE3027	327355	PE3057	3273P8
OP3287	13136379	PE3001	95582409	PE3028	327373	PE3071	327275
OP3287	374545	PE3002	7910028946	PE3028	3273J0	PE3071	3272H8
OP3288	24462241	PE3004	327441	PE3029	327205	PE3071	3272T2
OP3288	374548	PE3004	327445	PE3029	327206	PE3072	3272G1
OP3289	13191326	PE3005	327463	PE3029	327374	PE3072	3273G1
OP3289	374601	PE3005	327464	PE3029	327375	PE3072	3273Q2
OP3290	374791	PE3006	327323	PE3030	327305	PE3072	3273Z4
OP3291	374790	PE3006	327324	PE3030	327306	PE3073	3272H7
OP3294	13124679	PE3007	3272A8	PE3031	327210	PE3073	3272T3
OP3294	374561	PE3007	3272C0	PE3031	327211	PE3074	3273G3
OP3295	13124680	PE3007	327482	PE3031	327212	PE3074	3273Q1
OP3295	374562	PE3007	327483	PE3031	3272E2	PE3074	3273Z5
OP3296	374470	PE3007	95602238	PE3032	327379	PE3077	327255
OP3296	374536	PE3007	95606796	PE3032	327381	PE3077	32725J
OP3296	374537	PE3007	95631411	PE3032	3273L4	PE3077	3272V2
OP3296	9186550	PE3007	96049016	PE3037	327217	PE3077	3272W8
OP3301	13109124	PE3008	3273K4	PE3037	327475	PE3077	9566694077
OP3301	374557	PE3008	3273K5	PE3038	327386	PE3078	327256
OP3302	13109125	PE3008	327479	PE3038	327476	PE3078	327308
OP3302	374558	PE3008	327480	PE3039	327474	PE3078	3273E3
OP3303	26119530	PE3008	95595287	PE3044	327215	PE3078	9566694187
OP3303	374633	PE3008	96049018	PE3044	327216	PE3081	327282
OP3304	26119529	PE3009	327492	PE3044	327219	PE3085	327227
OP3304	374632	PE3009	327493	PE3045	327384	PE3085	327228
OP3305	13136382	PE3010	327496	PE3045	327385	PE3086	327398
OP3305	374547	PE3010	327497	PE3045	327388	PE3086	327399
OP3306	13136380	PE3011	327472	PE3046	327218	PE3087	3272F6
OP3306	13191328	PE3012	327302	PE3046	96021730	PE3087	3272F8
OP3306	374546	PE3012	3274A0	PE3047	327387	PE3088	3273L7
OP3306	374591	PE3014	327420	PE3047	96021731	PE3089	327246
OP3308	9214013	PE3014	327447	PE3048	327251	PE3089	327258
OP3309	9214011	PE3015	327444	PE3048	3272W8	PE3089	327269
OP3314	374385	PE3015	327449	PE3048	96048666	PE3089	3272E0
OP3314	9200333	PE3016	327311	PE3049	327263	PE3089	3273C8
OP3315	374386	PE3016	327312	PE3049	32730H	PE3090	327376
OP3315	9200334	PE3017	327200	PE3049	32730K	PE3090	327377



GR	OE	GR	OE	GR	OE	GR	OE
PE3090	3273F7	PE3170	3273R9	PE3213	3272N9	PE3263	32729N
PE3090	3273L0	PE3170	3273S8	PE3214	3273A0	PE3264	32736T
PE3090	3273L2	PE3175	3272S2	PE3214	3273A1	PE3264	32736V
PE3090	3273L4	PE3175	3272S5	PE3215	32720T	PE3265	32721P
PE3090	3273L5	PE3176	3273Y7	PE3215	327260	PE3265	32722P
PE3092	327304	PE3176	3273Y9	PE3215	3272N0	PE3266	32725P
PE3092	3273Y4	PE3179	3272S3	PE3215	3272N1	PE3266	32726P
PE3097	327283	PE3179	3272S6	PE3215	3272N2	PE3267	32736Y
PE3097	327284	PE3183	3272S7	PE3215	3272N3	PE3267	32736Z
PE3097	3272H9	PE3183	3272S8	PE3215	3272N4	PE3270	32723P
PE3098	3273G9	PE3184	3273Z0	PE3216	3273E8	PE3270	32724P
PE3098	3273H0	PE3184	3273Z1	PE3216	3273T7	PE3270	9636297180
PE3098	3273Q0	PE3185	32726E	PE3216	3273T9	PE3271	32736W
PE3098	3273Q3	PE3186	32733L	PE3221	327277	PE3271	32736X
PE3101	327283	PE3186	32733X	PE3222	3272A1	PE3272	32739J
PE3101	3272H6	PE3187	32723C	PE3223	3273J9	PE3272	32739K
PE3103	3272K1	PE3187	32723L	PE3232	3272AA	PE3282	32722F
PE3103	3272K5	PE3187	32724C	PE3232	3272AC	PE3282	32723F
PE3103	3272W2	PE3188	32733L	PE3233	32734Y	PE3283	32739L
PE3105	3272C7	PE3188	32733Y	PE3233	32734Z	PE3283	32739Q
PE3105	3272F4	PE3188	3273CQ	PE3234	3272AE	PE3292	3272GL
PE3105	3272H4	PE3188	3273CT	PE3234	3272AF	PE3292	3272GN
PE3106	3273K9	PE3188	9630767280	PE3235	3273AL	PE3292	9644292880
PE3106	3273N1	PE3189	32728E	PE3235	3273AN	PE3293	3273GC
PE3106	3273P8	PE3190	32733X	PE3236	32720A	PE3293	3273GE
PE3109	327298	PE3190	9630767880	PE3236	3272F6	PE3294	3272PG
PE3110	3273J6	PE3191	3272Y0	PE3236	3272F8	PE3294	3272PH
PE3111	32720F	PE3191	3272Y1	PE3237	32731G	PE3295	3273PP
PE3111	32720G	PE3192	32730M	PE3237	3273L7	PE3295	3273PQ
PE3111	327261	PE3192	32730P	PE3237	3273N2	PE3296	3272CS
PE3111	3272C9	PE3193	3272AQ	PE3237	3273P5	PE3296	3272CT
PE3111	3272E1	PE3194	32730N	PE3237	3273P7	PE3297	3273CS
PE3112	32731H	PE3194	3273AQ	PE3238	32720F	PE3297	3273CT
PE3112	32731J	PE3195	3272Y9	PE3238	32720G	PE3300	3272E7
PE3112	327378	PE3196	32730Y	PE3238	3272C9	PE3300	3272F5
PE3112	3273C5	PE3196	32730Z	PE3238	3272E1	PE3300	3272H1
PE3112	3273E6	PE3197	3272AJ	PE3239	32731H	PE3300	3272H3
PE3112	3273E9	PE3197	3272EZ	PE3239	32731J	PE3301	32727C
PE3112	3273K6	PE3197	3272Z0	PE3239	3273K6	PE3301	3272L4
PE3112	3273L1	PE3198	32730Y	PE3239	3273L3	PE3302	32733N
PE3112	3273L3	PE3198	32730Z	PE3242	32724F	PE3302	327358
PE3113	32720C	PE3201	327485	PE3242	32725F	PE3303	32725S
PE3113	327246	PE3201	327486	PE3243	32739N	PE3303	32726S
PE3113	327258	PE3202	327317	PE3243	32739P	PE3303	3272JG
PE3113	3272C2	PE3202	327318	PE3244	32724F	PE3303	3272JH
PE3113	3272C9	PE3202	95602338	PE3244	32725F	PE3303	9647906480
PE3113	3272E3	PE3202	95606396	PE3245	32739N	PE3304	32737Y
PE3113	3272E5	PE3202	95619479	PE3245	32739P	PE3304	32737Z
PE3114	327377	PE3202	96009409	PE3257	3273Q0	PE3305	3272KW
PE3114	3273E6	PE3203	327320	PE3258	32725X	PE3305	3272KX
PE3114	3273G8	PE3203	327321	PE3258	32726X	PE3306	3273KJ
PE3114	3273L1	PE3203	95602241	PE3258	9636786780	PE3306	3273KK
PE3114	3273L7	PE3203	95606797	PE3259	3273AH	PE3307	3272PV
PE3114	3273N2	PE3203	95619480	PE3259	3273AJ	PE3307	3272PW
PE3114	3273P5	PE3203	96009410	PE3259	9636786880	PE3308	3273PZ
PE3114	3273P7	PE3204	3272S9	PE3260	32728W	PE3308	3273QA
PE3117	327253	PE3204	3272T0	PE3260	32729W	PE3309	3272GY
PE3117	327289	PE3205	3273Z2	PE3261	3273AC	PE3309	3272RL
PE3118	3273E1	PE3205	3273Z3	PE3261	3273AE	PE3310	3273GQ
PE3118	3273H7	PE3208	3274A4	PE3261	3273LP	PE3310	3273TF
PE3148	32735V	PE3208	3274A5	PE3261	9637117880	PE3311	3272NP
PE3170	327325	PE3211	3272P0	PE3262	32721X	PE3311	3272NQ
PE3170	327331	PE3212	3273V6	PE3262	32722X	PE3312	3273NP
PE3170	3273R5	PE3213	327229	PE3262	9637117780	PE3312	3273NQ
PE3170	3273R8	PE3213	327230	PE3263	32728N	PE3315	3272SJ

GR	OE	GR	OE	GR	OE	GR	OE
PE3315	3272SK	PE3364	9800389380	RE3016	7701568075	RE3040	7701498955
PE3316	3273SZ	PE3365	1608732680	RE3017	7701348152	RE3041	7701462289
PE3316	3273TA	PE3365	9803959580	RE3017	7701348256	RE3043	7700714758
PE3317	3272PZ	PE3366	1607237180	RE3018	7701348160	RE3043	7700748701
PE3317	3272QA	PE3366	9803959680	RE3018	7701498797	RE3043	7700749046
PE3318	3273QK	PE3367	1607237280	RE3018	7701498799	RE3043	7700755306
PE3318	3273QL	PE3367	9801611180	RE3018	7701582927	RE3043	7700776188
PE3319	3272QC	PO3001	91133203308	RE3019	7700671612	RE3043	7701349727
PE3319	3272YW	PO3002	92333203302	RE3019	7701348968	RE3043	7701349848
PE3320	3273QN	PO3003	93033203700	RE3019	7701498922	RE3043	7701351162
PE3320	3273ZP	PO3003	93033203900	RE3019	7701498923	RE3043	7702144363
PE3320	3273ZQ	PO3004	91133202414	RE3020	7700674607	RE3043	7702144368
PE3323	3272TZ	PO3005	96433202408	RE3020	7700689823	RE3043	7708758047
PE3323	3272VA	PO3007	93033203704	RE3020	7700760036	RE3044	7700714760
PE3324	3273QH	PO3008	96533203710	RE3020	7700760359	RE3044	7700748696
PE3324	3273VN	PO3009	96434903822	RE3020	7700768786	RE3044	7700749063
PE3324	3273VP	PO3010	96433202409	RE3020	7701349034	RE3044	7700755312
PE3331	3272LG	PO3011	91433200900	RE3020	7701394697	RE3044	7700776192
PE3331	3272LH	PO3011	91433200903	RE3020	7701498921	RE3044	7700850626
PE3331	3272TZ	PO3012	181501201A	RE3020	7701498924	RE3044	7700864171
PE3331	3272VA	PO3012	477501103	RE3024	7700109025	RE3044	7701349726
PE3332	3273KR	PO3012	93733202101	RE3024	7700684344	RE3044	7701349847
PE3332	3273KS	PO3013	477501101A	RE3024	7700747826	RE3044	7701351160
PE3337	3272LA	PO3014	92833203306	RE3024	7700753332	RE3044	7702144365
PE3337	3272LC	PO3015	92833203330	RE3024	7700766817	RE3044	7708758050
PE3338	3273KP	PO3015	92833203340	RE3024	7700771595	RE3045	7700102134
PE3338	3273KQ	PO3016	92833203343	RE3024	7700771596	RE3045	7700102135
PE3341	3272PF	PO3016	92833203335	RE3024	7700866636	RE3045	7700102704
PE3341	3272SS	PO3016	92833203341	RE3024	7701349359	RE3045	7700102705
PE3342	3273PN	PO3016	92833203344	RE3024	7701349757	RE3045	7700109021
PE3342	3273PX	PO3017	94433203801	RE3024	7701351020	RE3045	7700109829
PE3343	3272PA	PO3017	95133203802	RE3024	7701351207	RE3045	7700109830
PE3343	3272PC	PO3017	95133203803	RE3024	7701498958	RE3045	7700272531
PE3344	3273PJ	PO3019	47750102A	RE3024	7702112154	RE3045	7700272534
PE3344	3273PK	PO3021	98633202450	RE3024	7708751980	RE3045	7700272535
PE3345	3272LE	PO3022	99333202400	RE3025	7700102130	RE3045	7700717774
PE3345	3272LF	RE3002	7701455342	RE3025	7700112557	RE3045	7700717775
PE3346	3272LL	RE3002	7701498695	RE3025	7700691949	RE3045	7700738294
PE3346	3272LN	RE3002	7701498696	RE3025	7700747829	RE3045	7700748700
PE3347	3273KY	RE3002	7701551779	RE3025	7700747830	RE3045	7700748855
PE3347	3273KZ	RE3002	7701551780	RE3025	7700752368	RE3045	7700749045
PE3348	9803966280	RE3004	7700655121	RE3025	7700753328	RE3045	7700755308
PE3349	9803966380	RE3004	77013448098	RE3025	7700766819	RE3045	7700774370
PE3350	3272VW	RE3004	7701498698	RE3025	7700771593	RE3045	7700776186
PE3351	3273WJ	RE3004	7701551786	RE3025	7700771629	RE3045	7700776187
PE3352	9803968480	RE3006	7701348085	RE3025	7700771732	RE3045	7700858638
PE3353	9803968580	RE3006	7701348086	RE3025	7701349660	RE3045	7700858639
PE3354	9671573180	RE3006	7701498699	RE3025	7701498957	RE3045	7700858642
PE3355	9671573280	RE3006	7701498786	RE3025	7702112151	RE3045	7701349741
PE3356	3272KY	RE3006	7701551787	RE3025	7702112152	RE3045	7701349742
PE3356	3272KZ	RE3006	7701551792	RE3025	7702145258	RE3045	7701349945
PE3357	3273KL	RE3006	7701568068	RE3025	7708751982	RE3045	7701351195
PE3357	3273KN	RE3007	7701348085	RE3028	7701459678	RE3045	7701351290
PE3358	3273VK	RE3012	7701348087	RE3028	7701498711	RE3045	7701351936
PE3358	3273VL	RE3012	7701498701	RE3031	7700674605	RE3045	7701351937
PE3359	3272VP	RE3013	7701348142	RE3031	7701348921	RE3045	7701470304
PE3359	3272VQ	RE3013	7701498774	RE3031	7701498920	RE3045	8200323959
PE3360	3273WA	RE3014	7701348099	RE3034	7700673315	RE3045	8200323960
PE3360	3273WC	RE3014	7701498784	RE3034	7701349026	RE3046	7700748695
PE3361	3272LJ	RE3015	1233500410	RE3034	7701498918	RE3046	7700748854
PE3361	3272LK	RE3015	7701348141	RE3040	7700769035	RE3046	7700749049
PE3362	3273KW	RE3015	7701498785	RE3040	7700769036	RE3046	7700755314
PE3362	3273KX	RE3016	7701348100	RE3040	7700858470	RE3046	7700766223
PE3363	1607237480	RE3016	7701498786	RE3040	7701349769	RE3046	7700766665
PE3364	1607237380	RE3016	7701568074	RE3040	7701351172	RE3046	7700776195

GR	OE	GR	OE	GR	OE	GR	OE
RE3046	7700778506	RE3057	7700743077	RE3072	7701498775	RE3089	7700860224
RE3046	7700778741	RE3057	7700770844	RE3072	7701565650	RE3089	7701349688
RE3046	7701349771	RE3057	7701351113	RE3072	7701565651	RE3089	7701349941
RE3046	7701349804	RE3057	7701463194	RE3073	7700855765	RE3089	7701351121
RE3046	7701349946	RE3058	7700755302	RE3073	7701349913	RE3089	7701351743
RE3046	7701351192	RE3058	7700771594	RE3073	7701349938	RE3089	7701352023
RE3046	7701351292	RE3058	7701351127	RE3073	7701351806	RE3090	7700747520
RE3046	7701351363	RE3058	7702144359	RE3073	7701351990	RE3090	7701351548
RE3046	7701470304	RE3058	7708758045	RE3074	7700855763	RE3106	7701351990
RE3046	7702145589	RE3059	7700755310	RE3074	7701349939	RE3107	7700102137
RE3046	7702145590	RE3059	7700771592	RE3074	7701351807	RE3107	7700103776
RE3046	7708758051	RE3059	7701351126	RE3075	7700108119	RE3107	7700104632
RE3046	8200323959	RE3059	7702144361	RE3075	7700109015	RE3107	7700109250
RE3047	7700103528	RE3059	7708758049	RE3075	7700109016	RE3107	7700112148
RE3047	7700103530	RE3062	7700748698	RE3075	7700109019	RE3107	7700864359
RE3047	7700104748	RE3062	7700776191	RE3075	7700272532	RE3107	7701351989
RE3047	7700746895	RE3062	7701349879	RE3075	7700749044	RE3107	8200075501
RE3047	7700748376	RE3062	7701351483	RE3075	7700855764	RE3107	8200231950
RE3047	7700772385	RE3062	7702150458	RE3075	7700860491	RE3108	7700108119
RE3047	7700855374	RE3063	7700748693	RE3075	7700869977	RE3108	7700109015
RE3047	7700855379	RE3063	7700776196	RE3075	7701349915	RE3108	7700109016
RE3047	7700861171	RE3063	7701349691	RE3077	7700746703	RE3108	7700109019
RE3047	7701349689	RE3063	7701349873	RE3077	7700862625	RE3108	7700272532
RE3047	7701349734	RE3063	7701351126	RE3077	7701351700	RE3108	7700749044
RE3047	7701351124	RE3063	7701351478	RE3077	7701352013	RE3108	7700855764
RE3047	7701351125	RE3063	7702150459	RE3077	7701352223	RE3108	7700860491
RE3047	7701352020	RE3064	7700109022	RE3078	7700746702	RE3108	7700862828
RE3047	7701352024	RE3064	7700743079	RE3078	7700858564	RE3108	7700869977
RE3048	7701349034	RE3064	7700755304	RE3078	7701349916	RE3108	7701349915
RE3048	7701394697	RE3064	7700765899	RE3078	7701351696	RE3108	7701349923
RE3048	7701498921	RE3064	7701351194	RE3078	7701352224	RE3108	7701351699
RE3049	7700740189	RE3064	7701351290	RE3079	7700850487	RE3108	7701351701
RE3049	7700854178	RE3064	7702145588	RE3079	7700850488	RE3108	7701351801
RE3049	7701351428	RE3064	7708758046	RE3079	7700851720	RE3108	7701352223
RE3049	7701498918	RE3065	7700743076	RE3079	7700860563	RE3109	7700101841
RE3051	7700716336	RE3065	7700766298	RE3079	7700869706	RE3109	7700102145
RE3051	7700743946	RE3065	7701349740	RE3079	7701351607	RE3109	7700102146
RE3051	7700772665	RE3065	7701351193	RE3079	7701352288	RE3109	7700102147
RE3051	7700853930	RE3068	7700109023	RE3079	7701465773	RE3109	7700272533
RE3051	7700853932	RE3068	7700743081	RE3086	7700104755	RE3109	7700749061
RE3051	7700855460	RE3068	7700759836	RE3086	7700740081	RE3109	7700749062
RE3051	7701349733	RE3068	7700856715	RE3086	7700748379	RE3109	7700749960
RE3051	7701351122	RE3068	7701349785	RE3086	7700763744	RE3109	7700857900
RE3051	7701352022	RE3068	7701351266	RE3086	7700855373	RE3109	7700860147
RE3052	7700104750	RE3068	7702145591	RE3086	7700855377	RE3109	7700860493
RE3052	7700104758	RE3069	7700102132	RE3086	7700862368	RE3109	7700862829
RE3052	7700739549	RE3069	7700102133	RE3086	7701351365	RE3109	7700869976
RE3052	7700749420	RE3069	7700109856	RE3086	7701352026	RE3109	7700872296
RE3052	7700749739	RE3069	7700743078	RE3087	7701349901	RE3109	7700872298
RE3052	7700762799	RE3069	7700759830	RE3087	7701351366	RE3109	7701349914
RE3052	7700854177	RE3069	7700856712	RE3088	7700103529	RE3109	7701349916
RE3052	7700855378	RE3069	7701349786	RE3088	7700103531	RE3109	7701351695
RE3052	7700862364	RE3069	7701351267	RE3088	7700104749	RE3109	7701351697
RE3052	7701349839	RE3069	7701351989	RE3088	7700748377	RE3109	7701352224
RE3052	7701351264	RE3069	7702145592	RE3088	7700855375	RE3109	7701352464
RE3052	7701352025	RE3070	5000387156	RE3088	7700855380	RE3109	7702151062
RE3053	7700737641	RE3070	5000393910	RE3088	7700861172	RE3110	7700109017
RE3053	7700748381	RE3070	7701462795	RE3088	7701349940	RE3110	7700109018
RE3053	7700855381	RE3070	7701499222	RE3088	7701351841	RE3110	7700867522
RE3053	7700860928	RE3071	7700724142	RE3088	7701352021	RE3110	7701352255
RE3053	7700862366	RE3071	7700857369	RE3089	7700716847	RE3111	7700101842
RE3053	7701349840	RE3071	7701463343	RE3089	7700743947	RE3111	7700102144
RE3053	7701351366	RE3071	7701499223	RE3089	7700853931	RE3111	7700867520
RE3053	7701352027	RE3072	7701348109	RE3089	7700853933	RE3111	7701352254
RE3057	7700103146	RE3072	7701388089	RE3089	7700855461	RE3112	7700103702

GR	OE	GR	OE	GR	OE	GR	OE
RE3112	7700869107	RE3125	7701351959	RE3161	7701351480	RE3193	7700101681
RE3112	7701349994	RE3125	7701352002	RE3161	7701351965	RE3193	7700106561
RE3112	7701352134	RE3126	7700862707	RE3164	7701470173	RE3193	7701352618
RE3113	7700869106	RE3126	7701349955	RE3165	7701470175	RE3193	7701469962
RE3113	7701349998	RE3126	7701351948	RE3172	7700103449	RE3194	7700100068
RE3113	7701352141	RE3126	7701351995	RE3172	7700107505	RE3194	7700101679
RE3114	7700103705	RE3127	7700862693	RE3172	7700107506	RE3194	7700106559
RE3114	7700103706	RE3127	7701349959	RE3172	7700110685	RE3194	7701352619
RE3114	7700865777	RE3127	7701351960	RE3172	7700869038	RE3194	7701469965
RE3114	7700867385	RE3127	7701352001	RE3172	7700869054	RE3196	7700102978
RE3114	7701349994	RE3133	7701470705	RE3172	7700869055	RE3196	7711135277
RE3114	7701352133	RE3133	8200031108	RE3172	7700873314	RE3196	8200052428
RE3114	7711130027	RE3138	7700100270	RE3172	7700873315	RE3196	8200178618
RE3115	7700865779	RE3138	7700741377	RE3172	7701352562	RE3196	8200485576
RE3115	7700867386	RE3138	7700871705	RE3172	7701352564	RE3197	7700100069
RE3115	7701349998	RE3138	7701351485	RE3173	7700103447	RE3197	7700108465
RE3115	7701352144	RE3139	7700100299	RE3173	7700103448	RE3197	7701352620
RE3115	7711130028	RE3139	7700860022	RE3173	7700106406	RE3197	7701352907
RE3116	7700103699	RE3139	7700860594	RE3173	7700106407	RE3198	7700100071
RE3116	7700103700	RE3139	7700871711	RE3173	7700107507	RE3198	7701352622
RE3116	7700865778	RE3139	7701351965	RE3173	7700107508	RE3198	7701469966
RE3116	7700866669	RE3145	7700862712	RE3173	7700107509	RE3199	7701352596
RE3116	7701352386	RE3145	7701351955	RE3173	7700107510	RE3200	7701352598
RE3116	7701354993	RE3145	7701351995	RE3173	7700107513	RE3201	7700869052
RE3116	7701468887	RE3146	7700863180	RE3173	7700107514	RE3201	7700869053
RE3117	7700106045	RE3146	7701352186	RE3173	7700108651	RE3201	7700873310
RE3117	7700865780	RE3147	7700862711	RE3173	7700112374	RE3201	7701352415
RE3117	7700866670	RE3147	7701351954	RE3173	7700869041	RE3201	7701352471
RE3117	7701349997	RE3158	7700109008	RE3173	7700869043	RE3201	7701352595
RE3117	7701352385	RE3158	7700743629	RE3173	7700869048	RE3201	7701352596
RE3117	7701468886	RE3158	7700856717	RE3173	7700869049	RE3201	7701468836
RE3118	7701349994	RE3158	77013449881	RE3173	7700873325	RE3201	7701468839
RE3119	7701349998	RE3158	7701349692	RE3173	7700873326	RE3201	7701469374
RE3120	7700103698	RE3158	7701349880	RE3173	7701352560	RE3202	7700105486
RE3120	7700103701	RE3158	7701351127	RE3173	7701352566	RE3202	7700105487
RE3120	7700862345	RE3158	7701351484	RE3173	7701352731	RE3202	7700869046
RE3120	7700862346	RE3158	7701351486	RE3174	7700103864	RE3202	7700869047
RE3120	7700868551	RE3158	7701351572	RE3174	7700862948	RE3202	7701352422
RE3120	7700868552	RE3159	7700102139	RE3174	7701349990	RE3202	7701352473
RE3120	7701349992	RE3159	7700109836	RE3174	7701352493	RE3202	7701352597
RE3120	7701352130	RE3159	7700741081	RE3174	7701352789	RE3202	7701352598
RE3121	7701352427	RE3159	7700744070	RE3175	7700862944	RE3202	7701468840
RE3121	7701469390	RE3159	7700744071	RE3175	7700875620	RE3202	7701468843
RE3121	7701469391	RE3159	7700748692	RE3175	7701349999	RE3202	7701469375
RE3122	7700103703	RE3159	7700863721	RE3175	7701352495	RE3211	7700103730
RE3122	7700103704	RE3159	7700874636	RE3175	7701352589	RE3211	7700106008
RE3122	7700103707	RE3159	7701349874	RE3176	7700862947	RE3211	7700109013
RE3122	7700874646	RE3159	7701349972	RE3176	7701352128	RE3211	7700109214
RE3122	7701352129	RE3159	7701351479	RE3176	7701470701	RE3211	7700109216
RE3122	7701352346	RE3159	7701351480	RE3177	7700862943	RE3211	7700111260
RE3123	7701352428	RE3159	7701351571	RE3177	7701352496	RE3211	7700111363
RE3123	7701469054	RE3159	7702150461	RE3177	7701470703	RE3211	7701352771
RE3123	7701469055	RE3159	7702150462	RE3183	7700106291	RE3212	7701352775
RE3124	7700856462	RE3160	7700109007	RE3183	7701352628	RE3212	7701352777
RE3124	7700856463	RE3160	7700743628	RE3183	7711135267	RE3212	8200114509
RE3124	7700856464	RE3160	7700744069	RE3183	8200031149	RE3212	8200116064
RE3124	7700856465	RE3160	7700863724	RE3184	8200029470	RE3212	8200231936
RE3124	7700862042	RE3160	7700874635	RE3189	7700100065	RE3212	8200240421
RE3124	7700862043	RE3160	7701351484	RE3189	7700101680	RE3213	7700103729
RE3124	7700862708	RE3160	7701351485	RE3189	7701352488	RE3213	7700106007
RE3124	7700862949	RE3160	7702150460	RE3190	7700100067	RE3213	7700109012
RE3124	7701351948	RE3161	7700744068	RE3190	7700101678	RE3213	7700109213
RE3124	7701351949	RE3161	7700855376	RE3190	7700106556	RE3213	7700109215
RE3124	7701351996	RE3161	7700860016	RE3190	7701352489	RE3213	7700111259
RE3125	7700862694	RE3161	7700860017	RE3193	7700100066	RE3213	7700111367

GR	OE	GR	OE	GR	OE	GR	OE
RE3213	7701352770	RE3228	8200169281	RE3253	7700858091	RE3278	7701453033
RE3213	7711135246	RE3229	7700107765	RE3253	7701351749	RE3285	7700862710
RE3213	8200064947	RE3229	7700112315	RE3254	7700104468	RE3285	7701351951
RE3213	8200231680	RE3229	7701352869	RE3254	7700851331	RE3286	7700863182
RE3214	7701352774	RE3229	7711135204	RE3254	7700858092	RE3286	7700865458
RE3214	7701352776	RE3229	8200031134	RE3254	7700870006	RE3286	7701352189
RE3214	7701470721	RE3229	8200031137	RE3254	7701351751	RE3286	7701352190
RE3214	8200024815	RE3230	8200024622	RE3254	7701352751	RE3287	7700862709
RE3214	8200114508	RE3235	7700106018	RE3255	7701367627	RE3287	7701349954
RE3214	8200116063	RE3235	7701471155	RE3256	7701367623	RE3287	7701351950
RE3214	8200128122	RE3236	7700104727	RE3257	8200027881	RE3288	7701352189
RE3214	8200231935	RE3236	7700109333	RE3258	8200027842	RE3295	7700106403
RE3214	8200624049	RE3236	7700109335	RE3259	7700104757	RE3295	7700106405
RE3215	7700105613	RE3236	7700111507	RE3259	7700739551	RE3295	7700107501
RE3215	7700106015	RE3236	7700113948	RE3259	7700853056	RE3295	7700107502
RE3215	7700110966	RE3236	7700864361	RE3259	7700862629	RE3295	7700112114
RE3215	7700114752	RE3236	7700875292	RE3259	7701351458	RE3295	7700115196
RE3215	7700115366	RE3236	7711135016	RE3260	7700104752	RE3295	7701352729
RE3215	7701352748	RE3236	7711135243	RE3260	7700748374	RE3295	7701352731
RE3215	7701352848	RE3236	7711368894	RE3260	7700853054	RE3295	7711134940
RE3215	7711134326	RE3236	8200075519	RE3260	7700862631	RE3295	7711135206
RE3215	7711134955	RE3236	8200163679	RE3260	7701351460	RE3295	7711135208
RE3215	8200126445	RE3236	8200231956	RE3261	7700104756	RE3296	7700102925
RE3215	8200235096	RE3238	7701349934	RE3261	7700739552	RE3296	7700102926
RE3215	8200236108	RE3238	7701351803	RE3261	7700853057	RE3296	7700106414
RE3216	7700104724	RE3239	7701349935	RE3261	7700862628	RE3296	7700106415
RE3216	7700105612	RE3239	7701351805	RE3261	7701351457	RE3296	7700106416
RE3216	7700106016	RE3240	7700868942	RE3262	7700104751	RE3296	7700106417
RE3216	7700109252	RE3240	7701352215	RE3262	7700748375	RE3296	7700107499
RE3216	7700111031	RE3241	7700868943	RE3262	7700853055	RE3296	7700107500
RE3216	7700111946	RE3241	7701352216	RE3262	7700862630	RE3296	7700107511
RE3216	7701352808	RE3242	8200531844	RE3262	7701351459	RE3296	7700107512
RE3216	7701352849	RE3244	7700738772	RE3263	7700104756	RE3296	7700111916
RE3218	7701352882	RE3244	7701351433	RE3263	7700739552	RE3296	7700112116
RE3218	8200236114	RE3244	7701351435	RE3263	7700853057	RE3296	7700115197
RE3219	7700110484	RE3244	7701351458	RE3263	7700862628	RE3296	7701352730
RE3219	7700111364	RE3245	7700738375	RE3263	7701351457	RE3296	7701352732
RE3219	7701352881	RE3245	7700746578	RE3264	7700104751	RE3296	7711134941
RE3220	7700110482	RE3245	7701351434	RE3264	7700748375	RE3296	7711135207
RE3220	7700111365	RE3246	7700738374	RE3264	7700853055	RE3297	7700858996
RE3221	7700102979	RE3246	7701351435	RE3264	7700862630	RE3297	7701352132
RE3221	7711135278	RE3247	7700738773	RE3264	7701351459	RE3298	7700858998
RE3221	8200052429	RE3247	7700746579	RE3265	7701460341	RE3298	7701352140
RE3222	7700102981	RE3247	7701351432	RE3265	7701498712	RE3299	7700858995
RE3222	7700102999	RE3248	7700738374	RE3266	7701349025	RE3299	7701352131
RE3222	7711135279	RE3248	7701351435	RE3266	7701498919	RE3300	7700858997
RE3222	7711135280	RE3249	7700738773	RE3271	7700100070	RE3300	7701352139
RE3222	8200052426	RE3249	7700746579	RE3271	7700862714	RE3303	7700103708
RE3222	8200052427	RE3249	7701351432	RE3271	7701351953	RE3303	7700874647
RE3222	8200169281	RE3251	7700851329	RE3271	7701352621	RE3303	7701352345
RE3222	8200169282	RE3251	7700858097	RE3272	7700100072	RE3304	7700103899
RE3223	7700102978	RE3251	7701349929	RE3272	7700747105	RE3304	7700864354
RE3223	7700103022	RE3251	7701349947	RE3272	7700862034	RE3304	7700873732
RE3223	7711135277	RE3251	7701351708	RE3272	7700862692	RE3304	7701352347
RE3223	8200052428	RE3251	7701351748	RE3272	7700863181	RE3304	7701352348
RE3223	8200178618	RE3251	7701351749	RE3272	7701351960	RE3305	7701352345
RE3223	8200485576	RE3252	7700851330	RE3272	7701352187	RE3305	7701468642
RE3224	7700102980	RE3252	7700858090	RE3272	7701352623	RE3306	7701352348
RE3224	7700102999	RE3252	7700870005	RE3273	7700862713	RE3306	7701468647
RE3225	8200052429	RE3252	7701349930	RE3273	7701351952	RE3307	7700112149
RE3226	8200052427	RE3252	7701349948	RE3274	7700747104	RE3308	8200231949
RE3227	8200052428	RE3252	7701351709	RE3274	7700862033	RE3319	7701354993
RE3227	8200178618	RE3252	7701351750	RE3274	7700862691	RE3320	7701468887
RE3227	8200485576	RE3252	7701351751	RE3274	7701351959	RE3320	7711130045
RE3228	7700102980	RE3253	7700851332	RE3277	7701348090	RE3323	8200069147



GR	OE	GR	OE	GR	OE	GR	OE
RE3323	8200179212	RE3359	8200164147	RE3390	8200538738	RE3423	8200441361
RE3324	8200069146	RE3359	8200299844	RE3390	8200543868	RE3423	8200444442
RE3324	8200169291	RE3359	8200477656	RE3391	8200535800	RE3429	7700103465
RE3325	7701469845	RE3360	8200164149	RE3391	8200535802	RE3429	7700108661
RE3326	7701469847	RE3360	8200477655	RE3391	8200543868	RE3430	7700102701
RE3330	7700111916	RE3361	8200014107	RE3391	8200749390	RE3430	7700868995
RE3330	7700111920*	RE3361	8200232886	RE3392	7711135530	RE3430	7701469849
RE3330	7700112116	RE3362	7711135319	RE3392	8200052421	RE3431	7701469850
RE3330	7701352414	RE3362	8200030619	RE3393	7701473010	RE3432	8200482429
RE3330	7701352730	RE3362	8200107530	RE3393	8200052420	RE3433	8200684084
RE3330	7701468838	RE3362	8200232883	RE3394	7711135532	RE3434	8200226057
RE3330	7701470617	RE3363	8200198016	RE3394	8200169273	RE3434	8200467679
RE3330	8200064731	RE3364	8200198015	RE3395	7701473013	RE3435	8200133289
RE3330	8200110754	RE3364	8200436366	RE3395	8200169272	RE3435	8200436849
RE3331	7700111914	RE3365	7711135005	RE3398	7700112506	RE3435	8200439891
RE3331	7700111918	RE3365	8200236092	RE3398	7711135196	RE3438	7701468837
RE3331	7701352421	RE3365	8200236107	RE3398	8200032891	RE3439	7701468841
RE3331	7701352729	RE3365	8200240425	RE3399	7700112507	RE3442	8200687739
RE3331	7701468842	RE3365	8200613822	RE3399	8200032887	RE3443	391007374R
RE3331	7701470616	RE3366	8200236096	RE3399	8200063808	RE3443	8200687740
RE3331	7711135206	RE3366	8200240430	RE3401	8200255027	RE3444	8200452272
RE3331	8200173584	RE3366	8200844454	RE3402	8200331518	RE3444	8200776535
RE3332	8200087856	RE3367	8200356803	RE3403	8200383707	RE3444	8200776537
RE3332	8200087857	RE3367	8200388506	RE3404	8200383708	RE3445	8200452273
RE3332	8200087859	RE3367	8200511116	RE3405	7711135777	RE3446	8200531910
RE3332	8200095539	RE3367	8200623807	RE3405	8200310122	RE3447	8200486092
RE3336	7700111079	RE3367	8200690053	RE3405	8200376094	RE3448	8200302822
RE3336	8200090175	RE3368	8200264665	RE3405	8200575489	RE3449	8200216625
RE3337	7700111077	RE3368	8200613827	RE3406	7711368884	RE3450	391013387R
RE3337	8200168513	RE3370	8200236116	RE3406	8200216519	RE3450	391016204R
RE3344	7700112688	RE3370	8200622835	RE3406	8200327707	RE3450	8200725499
RE3344	7700115005	RE3370	8200626032	RE3406	8200351249	RE3450	8200788672
RE3344	8200137918	RE3371	8200236089	RE3406	8200375538	RE3450	8200847584
RE3345	7700112689	RE3372	8200065334	RE3406	8200376095	RE3451	391003112R
RE3345	7700115958	RE3373	8200114426	RE3406	8200575490	RE3451	391009002R
RE3345	8200137917	RE3374	8200261840	RE3406	8200626040	RE3451	8200725500
RE3346	7700112478	RE3374	8200408417	RE3409	8200278602	RE3451	8200725502
RE3347	391010737R	RE3374	8200440187	RE3410	8200278603	RE3451	8200788674
RE3347	8200264667	RE3374	8200499585	RE3411	8200341698	RE3452	8200482435
RE3347	8200379236	RE3374	8200559377	RE3412	391009067R	RE3452	8200661507
RE3347	8200432514	RE3375	391006802R	RE3412	391009893R	RE3453	8200482436
RE3347	8200432515	RE3375	8200261841	RE3412	8200378880	RE3454	8200411381
RE3347	8200511122	RE3375	8200358168	RE3412	8200557126	RE3454	8200511220
RE3347	8200626043	RE3375	8200499586	RE3413	7711135403	RE3461	8200842365
RE3348	391001510R	RE3375	8201055673	RE3413	8200228393	RE3462	8200842369
RE3348	8200264668	RE3376	8200045471	RE3413	8200470133	RE3467	7711368566
RE3348	8200379235	RE3376	8200144781	RE3414	7711135411	RE3467	8200363698
RE3348	8200626038	RE3376	8200331639	RE3414	7711368273	RE3468	7711368565
RE3351	8200178624	RE3377	8200144764	RE3414	8200171562	RE3468	8200363697
RE3351	8200485578	RE3377	8200144765	RE3414	8200259911	RE3477	391016312R
RE3352	8200169288	RE3382	8200267040	RE3414	8200387424	RE3477	8200538941
RE3353	8200014111	RE3382	8200283030	RE3414	8200387439	RE3477	8200934676
RE3354	7711134780	RE3382	8200531911	RE3414	8200590972	RE3478	8200676172
RE3354	8200035673	RE3383	8200267041	RE3415	7711134777	RE3478	8200934677
RE3355	7711135531	RE3383	8200613828	RE3415	8200079913	RE3478	8201235920
RE3355	8200169279	RE3384	8200330413	RE3415	8200470129	RE3479	8200618182
RE3356	7700473014	RE3385	7711497233	RE3417	8200169176	RE3479	8200659626
RE3356	7701473014	RE3385	8200472158	RE3417	8200387466	RE3479	8201235787
RE3356	8200026791	RE3388	8200414939	RE3418	8200452269	RE3480	7711497204
RE3356	8200026912	RE3388	8200776533	RE3418	8200776538	RE3480	8200618168
RE3356	8200169271	RE3389	8200414937	RE3419	8200452268	RE3480	8200659627
RE3356	8200169277	RE3390	8200362064	RE3422	8200470131	RE3480	8201235845
RE3357	8200169164	RE3390	8200535798	RE3423	7711135322	RE3483	8200843879
RE3357	8200485590	RE3390	8200535799	RE3423	8200169177	RE3483	8201236077
RE3358	8200169163	RE3390	8200535800	RE3423	8200436848	RE3484	391008369R

GR	OE	GR	OE	GR	OE	GR	OE
RE3484	8200771527	RV3075	ADU8975	SE3006	6K0407272A	SZ3061	44101-80E00
RE3484	8200934409	RV3075	ADU9071	SE3006	6K0407272L	SZ3075	44102-79J00
RE3485	7711497634	RV3075	ADU9659	SE3017	SE021141921A	SZ3076	44101-79J21
RE3485	8201236059	RV3075	ADU9695	SE3017	SE022141921A	TA3005	18838500
RE3486	391005791R	RV3075	GCV1109	SE3018	SE022141920A	TA3005	1883857R
RE3486	8200768656	RV3076	ADU7154	SE3018	SE022141920C	TA3006	18853400
RE3486	8201272648	RV3076	ADU8974	SE3044	191407271R	TA3006	1885347R
RE3490	391008683R	RV3076	ADU9070	SE3060	SE022141921B	TA3007	18866300
RE3490	8200725504	RV3076	ADU9660	SE3060	SE022141921D	TA3007	18867100
RE3491	8200676174	RV3076	ADU9694	SE3061	SE022141920B	TA3007	18867110
RE3491	8200934673	RV3076	GCV1015	SE3061	SE022141920D	TA3007	1886717
RE3492	8200676176	RV3077	GCV1071	SE3074	6Q0407271CE	TA3007	1886717R
RE3492	8200934675	RV3078	GCV1070	SE3074	6Q0407271J	TA3008	18866200
RE3495	8200725512	RV3087	44306SB0010	SE3074	6Q0407451JX	TA3008	18867000
RE3496	391001702R	RV3087	44306SB0020	SE3075	6Q0407272CL	TA3008	1886707R
RE3496	8200725513	RV3087	44306SB0970	SE3075	6Q0407272J	TA3009	18751100
RE3497	8200014353	RV3087	44306SB0971	SE3075	6Q0407452KX	TA3009	1875117R
RE3497	8200225099	RV3092	21A2296	SE3086	6Q0407271CE	TA3010	18751000
RE3497	8200233728	RV3093	21A2295	SK3001	6U0407271F	TA3010	1875107R
RE3497	8200531894	RV3137	FRC9518	SK3002	6U0407272F	TA3011	1877057R
RE3498	8200216017	RV3138	FRC9519	SK3003	115420214	TA3011	327335
RE3498	8200387522	RV3139	TDB104020	SK3003	115421210	TA3012	1877047R
RE3501	8200213353	RV3140	TDB104030	SK3003	6U0407271A	TA3012	327334
RV3001	ADU7773	RV3149	TDB104980	SK3003	6U0407271F	TA3013	1877077R
RV3001	GCV1008	RV3150	TDB104990	SK3004	115420217	TA3013	327337
RV3002	ADU7772	RV3153	TDB000360	SK3004	6U0407272A	TA3014	1876767R
RV3002	GCV1009	RV3153	TDB103520	SK3004	6U0407272F	TA3017	327339
RV3007	GCV1024	RV3154	TDC100680	SK3016	6Q0407271BB	TA3017	979007277R
RV3008	GCV1007	RV3155	TDC100690	SK3016	6Q0407271BC	TA3018	327338
RV3010	443055F0030	RV3160	TDB000070	SK3016	6Q0407271S	TA3018	979007267R
RV3021	ADU4153	RV3168	TDB000100	SK3017	6Q0407272BH	TA3019	18775500
RV3022	ADU4152	RV3169	TDC100670	SK3017	6Q0407272S	TA3019	1877557R
RV3031	ADV3985	SA3001	8827701	SK3025	6Q0407271AS	TA3020	18775400
RV3031	GCV1106	SA3002	8827883	SK3026	6Q0407272AS	TA3020	1877547R
RV3032	ADU3984	SA3003	8827719	SK3027	6Q0407271AP	TA3022	1877067R
RV3032	GCV1107	SA3004	8827891	SK3035	1J0407272BR	TA3022	327336
RV3041	TDR100650EVA	SA3009	8827727	SU3008	23221-GA593	TA3029	1852817R
RV3042	TDJ001173EVA	SA3009	8827735	SU3009	23221-GA232	TA3029	327341
RV3045	CDU1497	SA3010	8827875	SU3009	23221-GA233	TA3030	1852807R
RV3045	GCV1031	SA3011	8827750	SU3009	23221-GA242	TA3030	327340
RV3045	GCV1035	SA3012	8827859	SU3009	23221-GA243	TA3032	327344
RV3046	CDU1496	SA3013	8827768	SU3013	28091-AA010	TA3032	979007067R
RV3047	CDU1815	SA3014	8827842	SU3013	28091-AA012	TA3033	1852837R
RV3048	CDU1814	SA3015	8827776	SU3013	28091-AA014	TA3033	327343
RV3053	CDU1495	SA3016	8827743	SU3021	623210041	TA3036	1853007R
RV3053	GCV1027	SA3031	4195426	SU3022	723221055	TA3036	327342
RV3065	ADU5309	SA3031	8827784	SU3023	723221392	TA3037	321347
RV3065	ADU9653	SA3032	4195418	SZ3003	4410282020	TA3037	979007217R
RV3065	GCV1110	SA3032	4195459	SZ3003	4410282021	TA3038	327346
RV3066	ADU5308	SA3032	8827800	SZ3004	4410182020	TA3038	979007207R
RV3066	GCV1111	SA3032	8827818	SZ3004	4410182021	TA3043	18491700
RV3067	ADU7154	SA3032	8828006	SZ3009	4410285C00	TA3044	18491800
RV3067	ADU8974	SA3033	4195418	SZ3011	4410278010	TA3045	18492100
RV3067	ADU9070	SA3033	8827800	SZ3011	4410278011	TA3045	18496575
RV3067	ADU9660	SA3034	4195442	SZ3011	4410278012	TA3046	18492200
RV3067	ADU9689	SA3034	4195475	SZ3012	4410178010	TA3046	18496475
RV3067	ADU9694	SA3034	4195483	SZ3012	4410178011	TA3047	18496300
RV3067	GCV1015	SA3034	8827792	SZ3012	4410178012	TA3047	18496375
RV3068	ADU7153	SA3034	8827990	SZ3018	4410160A1V	TA3048	18496200
RV3068	ADU8975	SA3035	4195434	SZ3018	44102-85C00	TA3048	18496275
RV3068	ADU9071	SA3035	8827826	SZ3019	44101-85C20	TA3049	18821100
RV3068	ADU9659	SA3035	8827834	SZ3019	4410260A10	TA3049	1882117R
RV3068	ADU9695	SA3035	8827982	SZ3048	44102-85C00	TA3049	18840300
RV3068	GCV1109	SA3038	4195475	SZ3049	44101-85C20	TA3050	18841800
RV3075	ADU7153	SA3039	4195459	SZ3060	44102-80E00	TA3050	1884187R

GR	OE	GR	OE	GR	OE	GR	OE
TA3051	326371	TY3141	43420-52131	VO3052	8601099	WW3006	191407272AC
TA3052	326370	TY3142	43410-0D080	VO3052	9122570	WW3006	191407272AD
TA3053	326665	TY3142	43410-52070	VO3052	9163584	WW3006	191407272AE
TA3054	327093	TY3142	43410-52130	VO3052	9163592	WW3006	191407272B
TY3001	43410-32010	TY3142	43410-52131	VO3061	P614079	WW3006	191407272BA
TY3001	43410-32011	TY3149	43420-42150	VO3061	T990712	WW3006	191407272BX
TY3001	43410-32020	TY3150	43410-42130	VO3062	P614084	WW3006	191407272C
TY3001	43420-32010	TY3151	43420-42140	VO3062	T010703	WW3006	191407272E
TY3001	43420-32011	TY3152	43410-42120	VO3065	8601571	WW3006	191407272X
TY3042	43470-19016	TY3153	43420-20282	VO3065	P9463757	WW3006	191407274AX
TY3043	43460-19016	TY3154	43410-20451	VO3066	8601572	WW3006	191407274BX
TY3044	42420-16040	TY3186	43420-42020	VO3066	P9463758	WW3006	191407274RX
TY3044	42420-16042	TY3186	43420-42021	VO3067	8601853	WW3006	191407274X
TY3044	43420-16040	TY3186	43420-42022	VO3067	8602574	WW3006	6K0407272H
TY3044	43420-16042	TY3187	43410-42020	VO3068	8601854	WW3007	171407271
TY3045	43410-16040	TY3187	43410-42021	VO3068	8602575	WW3007	171407271F
TY3045	43410-16042	TY3187	43410-42022	VO3069	8601855	WW3007	171407271G
TY3054	4341020113	TY3188	43420-42010	VO3069	8602577	WW3007	171407271GX
TY3054	4342020111	TY3188	43420-42011	VO3070	8601856	WW3007	171407271R
TY3055	4341020440	TY3188	43420-42012	VO3070	8602578	WW3007	171407271RX
TY3055	4341020442	TY3189	43410-42010	VO3071	8601767	WW3007	171407271S
TY3062	43410-12090	TY3189	43410-42011	VO3072	8601769	WW3007	171407271T
TY3062	43410-12140	TY3189	43410-42012	VO3073	8601581	WW3009	191407271A
TY3062	43410-12150	VO3002	115175	VO3074	8601582	WW3009	191407271B
TY3062	43410-20010	VO3003	32665465	VO3075	8601573	WW3009	191407271C
TY3063	43420-20010	VO3003	90311705	VO3075	8602607	WW3009	191407271CX
TY3069	43420-12020	VO3005	32895914	VO3076	8601574	WW3009	191407271L
TY3069	43420-12021	VO3006	35023365	VO3076	8602608	WW3009	191407271P
TY3069	43420-12060	VO3007	9031436	VO3077	8601637	WW3009	191407271Q
TY3070	43410-12020	VO3008	9031437	VO3078	8601570	WW3009	191407271R
TY3070	43410-12021	VO3009	9031180	VO3081	30681130	WW3009	191407271RV
TY3070	43410-12050	VO3010	9031175	VO3081	8603251	WW3009	6K0407271A
TY3070	43410-12060	VO3015	9122567	VO3083	30681131	WW3009	6K0407271C
TY3070	43410-12080	VO3016	9122568	VO3083	8603252	WW3048	1H0407272Q
TY3081	43420-05300	VO3018	8601101	WW3003	171407271B	WW3048	1H0407272QX
TY3082	43410-05300	VO3018	9122568	WW3003	171407271BX	WW3051	1H0407271C
TY3087	43420-20112	VO3018	9163588	WW3003	171407271E	WW3051	1H0407271CX
TY3087	43420-20121	VO3019	91225672	WW3003	171407271EX	WW3051	1H0407271G
TY3087	43420-20350	VO3020	91225680	WW3004	171407272	WW3051	1J0407271EN
TY3088	43410-20152	VO3021	8601102	WW3004	171407272AF	WW3052	1H0407272C
TY3088	43410-20441	VO3021	8601462	WW3004	171407272AG	WW3052	1H0407272CV
TY3088	43410-20470	VO3021	9122919	WW3004	171407272AP	WW3052	1H0407272CX
TY3117	43420-0D020	VO3021	9183785	WW3004	171407272B	WW3052	1H0407272P
TY3118	43410-0D020	VO3022	8601103	WW3004	171407272E	WW3052	1H0407272PV
TY3131	43420-0D170	VO3022	9122920	WW3004	171407272EX	WW3052	1H0407272S
TY3131	43420-52180	VO3029	8202072	WW3004	171407272F	WW3052	1H0407272SV
TY3132	43410-0D170	VO3030	8602095	WW3004	171407272G	WW3052	1H0407272SX
TY3132	43410-52180	VO3031	8250472	WW3004	171407272M	WW3053	1J0407271AP
TY3133	43420-0D180	VO3033	8111304	WW3004	171407272MX	WW3053	1J0407271FN
TY3134	43410-0D180	VO3034	8111303	WW3004	171407272N	WW3053	1J0407271H
TY3135	43420-0H010	VO3047	903111804	WW3004	171407272P	WW3053	1J0407271KH
TY3136	43410-0H010	VO3048	90311754	WW3004	171407272X	WW3064	113501201D
TY3137	43420-0H020	VO3051	5003845	WW3004	171407274CX	WW3066	211501203
TY3138	43410-0H020	VO3051	5003913	WW3004	191407272AQ	WW3069	251501203
TY3139	43420-0D070	VO3051	8111306	WW3004	191407274EX	WW3072	251501203B
TY3139	43420-52060	VO3051	8601096	WW3005	191407271	WW3072	251501203BX
TY3139	43420-52120	VO3051	8601098	WW3005	191407271N	WW3072	251501203D
TY3139	43420-52121	VO3051	8643437	WW3005	191407272N	WW3072	251501203DX
TY3140	43410-0D070	VO3051	9122569	WW3005	1H0407271F	WW3072	251501203G
TY3140	43410-52060	VO3051	9122833	WW3005	1H0407271FX	WW3091	191407272AP
TY3140	43410-52120	VO3051	9122921	WW3005	357407271D	WW3119	191407272AK
TY3140	43410-52121	VO3051	9163593	WW3006	191407272	WW3119	191407272J
TY3141	43420-0D080	VO3052	5003844	WW3006	191407272A	WW3120	191407271G
TY3141	43420-52070	VO3052	5003914	WW3006	191407272AA	WW3121	191407272G
TY3141	43420-52130	VO3052	8601097	WW3006	191407272AB	WW3122	191407271AC



GR	OE	GR	OE	GR	OE	GR	OE
WW3122	191407271F	WW3165	6N0407271	WW3241	1J0407271FD	WW3302	6Q0407452EX
WW3122	191407271FX	WW3165	6N0407271X	WW3241	1J0407271GC	WW3302	6Q0407452FX
WW3122	191407271H	WW3165	871407271CX	WW3241	1J0407271LM	WW3302	6Q0407452GX
WW3122	191407271HX	WW3166	6N0407272	WW3241	1J0407271LN	WW3303	6Q0407271BE
WW3122	191407271K	WW3166	6N0407272C	WW3241	1J0407453FX	WW3303	6Q0407271BS
WW3122	191407271S	WW3166	6N0407272X	WW3242	1J0407272BJ	WW3303	6Q0407271DB
WW3122	191407271SV	WW3174	701407271AC	WW3242	1J0407272GC	WW3303	6Q0407271H
WW3122	191407271SX	WW3174	701407271C	WW3242	1J0407272GD	WW3303	6Q0407451FX
WW3122	191407271T	WW3217	8D0407271AN	WW3242	1J0407272KT	WW3304	6Q0407272BK
WW3122	191407271TV	WW3217	8D0407271BJ	WW3243	1H0407271N	WW3304	6Q0407452HX
WW3122	191407271TX	WW3217	8D0407451BV	WW3243	1H0407271NV	WW3305	6N0407271J
WW3122	1L0407271	WW3217	8D0407451BX	WW3243	1H0407271NX	WW3306	6N0407272J
WW3123	191407272	WW3217	8D0407451FX	WW3243	1H0407271P	WW3307	6N0407271E
WW3123	191407272AF	WW3218	8D0407272BJ	WW3243	1H0407271R	WW3308	6N0407272F
WW3123	191407272AG	WW3221	1125047	WW3243	1H0407417	WW3309	7M3407271DX
WW3123	191407272BD	WW3222	1122173	WW3243	357407271Q	WW3309	7M3407271H
WW3123	191407272CV	WW3222	1689846	WW3244	1H0407272N	WW3310	7M0407272CX
WW3123	191407272CX	WW3222	7M0407272A	WW3244	1H0407418	WW3310	7M3407272D
WW3123	191407272F	WW3222	7M0407272AX	WW3254	7M0407271L	WW3311	701407271K
WW3123	191407272H	WW3222	7M0407272E	WW3254	7M0407271Q	WW3312	701407271M
WW3123	191407274CX	WW3222	7M0407452BX	WW3254	7M0407271R	WW3312	701407271P
WW3123	191407274DX	WW3222	7M0407452X	WW3255	7M0407272AV	WW3313	701407271L
WW3123	6K0407272G	WW3222	7M3407272A	WW3255	7M0407272F	WW3319	7M0501201A
WW3129	171407272AC	WW3222	7M3407452AX	WW3255	7M0407272H	WW3320	7M0501202A
WW3129	171407274DX	WW3225	6N0407271H	WW3255	7M0407272K	WW3323	1J0407271GD
WW3129	191407272AS	WW3225	6N0407451BX	WW3257	1J0407271JD	WW3323	1J0407271JL
WW3129	191407274FX	WW3226	6E0407272H	WW3263	701407451X	WW3323	1J0407451NV
WW3138	701407271B	WW3226	6E0407452AX	WW3273	6N0407271L	WW3323	1J0407451NX
WW3138	701407271H	WW3226	6N0407272L	WW3274	6N0407272M	WW3323	1J0407451TV
WW3139	251407271	WW3228	1J0407272AP	WW3281	6E0407271F	WW3323	1J0407451TX
WW3139	251407271BX	WW3228	1J0407272BL	WW3281	6N0407271G	WW3324	1J0407272GE
WW3139	251407271F	WW3228	1J0407272DA	WW3282	6N0407272H	WW3324	1J0407272JC
WW3139	251407271JX	WW3228	1J0407272F	WW3282	6N0407272R	WW3325	1K0407271AT
WW3139	251407271L	WW3229	1J0407271BG	WW3283	6E0407271G	WW3325	1K0407271CP
WW3141	251501201G	WW3229	1J0407271CG	WW3283	6E0407451BX	WW3325	1K0407271DR
WW3142	1H0407271	WW3229	1J0407271CH	WW3286	6X0407271K	WW3325	1K0407451CX
WW3142	1H0407271X	WW3229	1J0407271CJ	WW3286	6X0407451AX	WW3325	1K0407451KX
WW3143	1H0407272	WW3229	1J0407271ER	WW3286	6X0407451X	WW3326	1K0407272CC
WW3143	1H0407272Q	WW3229	1J0407417Q	WW3288	6X0407272E	WW3326	1K0407272DN
WW3143	1H0407272QX	WW3230	1J0407272BT	WW3288	6X0407452X	WW3326	1K0407272FR
WW3143	1H0407272X	WW3230	1J0407272CQ	WW3289	6E0407271C	WW3326	1K0407272GK
WW3143	357407272E	WW3230	1J0407272CR	WW3289	6E0407451X	WW3326	1K0407272GM
WW3144	1H0407271A	WW3230	1J0407272CS	WW3290	6E0407272D	WW3326	1K0407452DX
WW3144	1H0407271AX	WW3230	1J0407272CT	WW3290	6E0407452X	WW3326	1K0407454BX
WW3145	1H0407272A	WW3230	1J0407272DC	WW3291	1J0407272FD	WW3326	1K0407456CX
WW3145	1H0407272AX	WW3230	1J0407272FK	WW3291	1J0407272FL	WW3327	6Q0407271DJ
WW3145	1H0407272M	WW3230	1J0407418P	WW3294	7D0407271A	WW3328	6Q0407272DM
WW3145	1H0407272MX	WW3231	481407271B	WW3295	8D0407271BQ	WW3328	6Q0407452QX
WW3148	1H0407272AG	WW3232	481407271D	WW3295	8D0407271EB	WW3329	1J0407271HJ
WW3148	1H0407274X	WW3233	211501203A	WW3295	8D0407271EK	WW3329	1J0407271HK
WW3150	357407271A	WW3234	211501204	WW3295	8D0407451NX	WW3329	1J0407271LQ
WW3150	357407271B	WW3235	251501201G	WW3296	8D0407272BQ	WW3330	1J0407272HD
WW3150	357407271EX	WW3235	251501203A	WW3296	8D0407452MX	WW3330	1J0407272LB
WW3150	357407271G	WW3236	251501204	WW3297	6N0407271K	WW3330	1J0407452SX
WW3150	357407271GX	WW3237	251501203C	WW3297	6N0407451CX	WW3331	1K0407271BJ
WW3150	357407271H	WW3237	251501203CX	WW3298	6N0407272K	WW3331	1K0407271EE
WW3150	357407271HX	WW3237	251501203E	WW3298	6N0407452BX	WW3331	1K0407271NP
WW3150	357407271P	WW3237	701407271	WW3299	6X0407271M	WW3331	1K0407451DX
WW3150	357407271Q	WW3237	701407271F	WW3300	6X0407272L	WW3331	1K0407451TX
WW3151	357407272	WW3238	251501204A	WW3301	6Q0407271AT	WW3332	1K0407272EN
WW3151	357407272B	WW3238	251501204AX	WW3301	6Q0407451DX	WW3332	1K0407272NJ
WW3151	357407272F	WW3238	251501204B	WW3301	6Q0407451EX	WW3332	1K0407272RB
WW3151	357407272FX	WW3240	701407271G	WW3302	6Q0407272BC	WW3332	1K0407454DX
WW3151	357407272L	WW3241	1J0407271EP	WW3302	6Q0407272BD	WW3332	1K0407764LX
WW3151	357407272M	WW3241	1J0407271ES	WW3302	6Q0407272BE	WW3333	1K0407271DJ

GR	OE	GR	OE	GR	OE	GR	OE
WW3334	1K0407272HK	WW3372	7H0407272S				
WW3334	1K0407272JT	WW3377	1J0407271CL				
WW3337	1K0407271BF	WW3378	1J0407272A				
WW3337	1K0407271EG	WW3378	1J0407272AD				
WW3337	1K0407271KA	WW3378	1J0407272CM				
WW3337	1K0407271LG	WW3381	701501201D				
WW3337	1K0407451QX	WW3381	701501201E				
WW3338	1K0407272BR	WW3382	701501202D				
WW3338	1K0407452RX	WW3382	701501202E				
WW3339	1K0407272ER	WW3387	1K0501203A				
WW3339	1K0407272QE	WW3387	1K0501203D				
WW3339	1K0407272QF	WW3387	1K0501203F				
WW3339	1K0407454HX	WW3388	1K0501204A				
WW3342	1K0407272JR	WW3388	1K0501204D				
WW3342	1K0407762AX	WW3388	1K0501204F				
WW3343	1J0501203B	WW3389	6R0407761				
WW3344	1J0501204B	WW3390	6R0407762				
WW3345	7L6407271B	WW3391	6R0407761A				
WW3345	7L6407271D	WW3392	6R0407762A				
WW3346	7L0407271A	WW3395	6R0407761K				
WW3346	7L0407271B	WW3396	6R0407762K				
WW3346	7L0407271C	WW3405	6R0407761S				
WW3347	7L6407271A	WW3406	6R0407762S				
WW3348	1K0407271ET						
WW3348	1K0407453AX						
WW3349	6H0407271C						
WW3350	6H0407272C						
WW3351	1K0407272DQ						
WW3352	8E0501203B						
WW3352	8E0501203BX						
WW3353	1K0407271DH						
WW3354	1K0407272HB						
WW3356	6QE407272P						
WW3357	1K0407272CR						
WW3357	1K0407452TX						
WW3358	1K0407271BD						
WW3359	1K0407272BM						
WW3361	1K0407271AP						
WW3362	1K0407272DM						
WW3363	2K0407271E						
WW3364	2K0407272E						
WW3364	2K0407272EX						
WW3365	7M0407271C						
WW3365	7M0407271M						
WW3366	7H0407271AA						
WW3366	7H0407271AC						
WW3366	7H0407271AF						
WW3366	7H0407271AH						
WW3366	7H0407271Q						
WW3366	7H0407451AX						
WW3366	7H0407451DX						
WW3367	7H0407272AC						
WW3367	7H0407272AL						
WW3367	7H0407272BB						
WW3367	7H0407272BD						
WW3367	7H0407272BL						
WW3370	7L0501201A						
WW3370	7L0501201C						
WW3371	7H0407271AK						
WW3371	7H0407271E						
WW3371	7H0407271T						
WW3372	7H0407272AJ						
WW3372	7H0407272BC						
WW3372	7H0407272BK						
WW3372	7H0407272CH						



***Riferimenti Originali***  
***OE References***

OE	GR	OE	GR	OE	GR	OE	GR
OK01225500	KI3036	13150502	OP3318	1491239080	FI3230	171407271E	WW3003
OK01225500A	KI3036	13150503	OP3319	1491239080	FI3232	171407271EX	WW3003
OK01225500B	KI3036	13159534	OP3285	1491240080	FI3233	171407271F	WW3007
OK01225600	KI3035	13166586	OP3329	1493925	FO3197	171407271G	WW3007
OK01225600A	KI3035	13189073	OP3330	1495537080	FI3144	171407271GX	WW3007
OK01225600B	KI3035	13191326	OP3289	1495538080	FI3145	171407271H	AU3001
OK20325400	KI3002	13191328	OP3306	1495541080	FI3230	171407271R	WW3007
OK20325600	KI3001	13207052	OP3227	1495542080	FI3231	171407271RX	WW3007
OK2A125400	KI3010	13207053	OP3226	1495545080	FI3146	171407271S	WW3007
OK2A125600	KI3009	1328362	FO3266	1495546080	FI3147	171407271T	WW3007
OK2C22550X	KI3018	1328371	FO3301	1495672	FO3290	171407272	WW3004
OK2C22560X	KI3017	1328374	FO3300	1495673	FO3289	171407272AC	WW3129
OK30A25400	KI3022	1334284	FO3223	1496136080	FI3146	171407272AF	WW3004
OK30A25600	KI3021	1334284	FO3259	1496137080	FI3147	171407272AG	WW3004
1059520	FO3207	1334285	FO3222	1496579	FO3290	171407272AP	WW3004
1059528	FO3206	1334285	FO3258	1496580	FO3289	171407272B	WW3004
1073500410	ME3001	1341967	FO3258	1497187080	FI3440	171407272C	AU3002
1073502710	ME3001	1341968	FO3222	1497187088	FI3440	171407272CX	AU3002
1073502810	ME3001	1349785080	FI3435	1497188080	FI3441	171407272E	WW3004
1073503310	ME3001	1349786080	FI3463	1497188088	FI3441	171407272EX	WW3004
1073504310	ME3001	1349787080	FI3446	1497191088	FI3470	171407272F	WW3004
1122173	WW3222	1349788080	FI3434	1497192088	FI3471	171407272G	WW3004
1125047	WW3221	1349789080	FI3462	1497198080	FI3440	171407272H	AU3002
1132508	FO3255	1350296080	FI3464	1497199080	FI3441	171407272M	WW3004
113501201D	WW3064	1350297080	FI3465	1579854	FO3003	171407272MX	WW3004
1141768	FO3192	1353398	FO3273	1600011080	FI3135	171407272N	WW3004
1142794	FO3258	1355333080	FI3446	1600011293	LA3097	171407272P	WW3004
1142795	FO3222	1357488080	FI3445	1600011822	FI3122	171407272X	WW3004
115175	VO3002	1359342	FO3259	1600011936	FI3168	171407274CX	WW3004
115420214	SK3003	1359345	FO3258	1600013742	FI3277	171407274DX	WW3129
115420217	SK3004	1361897	FO3223	1607237180	PE3366	181501201A	PO3012
115421210	SK3003	1361898	FO3222	1607237280	PE3367	181AB.4CA.E009	FI3169
116081704700	AR3009	1386145	FO3223	1607237380	PE3364	182AM.GBA.E	FI3121
116462000000	AR3011	1386146	FO3222	1607237480	PE3363	18491700	TA3043
116502000000	AR3012	1416633	FO3259	1608732680	PE3365	18491800	TA3044
116552000000	AR3009	1416634	FO3223	1629459	FO3074	18492100	TA3045
11843040021	BW3002	1416636	FO3258	164002000000	AR3032	18492200	TA3046
11843040022	BW3002	1416711	FO3222	164102000000	AR3034	18496200	TA3048
119132000000	AR3013	1416711	FO3258	164102000000	AR3085	18496275	TA3048
1223723	FO3274	1416715	FO3222	1683603172	ME3041	18496300	TA3047
1223726	FO3304	1416717	FO3223	1683603372	ME3055	18496375	TA3047
1223785	FO3273	1416717	FO3259	1683702172	ME3070	18496475	TA3046
1233500410	RE3015	1416720	FO3223	1683702272	ME3071	18496575	TA3045
1243502910	ME3009	1417222	FO3282	1689846	WW3222	1852807R	TA3030
1243503010	ME3009	1417775	FO3274	1693601172	ME3056	1852817R	TA3029
1243503010	ME3011	1417778	FO3273	1693601272	ME3057	1852837R	TA3033
1243508810	ME3009	1431359	FO3274	1693601572	ME3053	1853007R	TA3036
1263500410	ME3015	1437541	FO3273	1693602972	ME3052	186AW.1AA.E	FI3276
1263503010	ME3015	1437705	FO3283	1693603272	ME3053	18751000	TA3010
1263503110	ME3015	1447467	FO3255	1693604072	ME3069	1875107R	TA3010
1263506410	ME3015	1456974	FO3304	1693605272	ME3069	18751100	TA3009
1293504010	ME3009	14585695080	LA3202	1693605472	ME3053	1875117R	TA3009
1293504010	ME3011	1463105080	FI3144	1693606072	ME3069	1876767R	TA3014
1303938	FO3301	1463106080	FI3145	1693607172	ME3068	1877047R	TA3012
1303939	FO3300	1475129	FO3304	1693701272	ME3061	1877057R	TA3011
13109124	OP3301	1481449080	FI3386	1693701572	ME3050	1877067R	TA3022
13109125	OP3302	1481450080	FI3385	1693702772	ME3050	1877077R	TA3013
13116174	OP3284	1481451080	FI3396	1693705672	ME3051	18775400	TA3020
13124675	OP3277	1481452080	FI3395	1693706372	ME3060	1877547R	TA3020
13124676	OP3278	1485694080	LA3201	1693706472	ME3061	18775500	TA3019
13124679	OP3294	1487936088	FI3149	171407271	WW3007	1877557R	TA3019
13124680	OP3295	1487937088	FI3148	171407271B	WW3003	18821100	TA3049
13136379	OP3287	1491234080	FI3231	171407271BX	WW3003	1882117R	TA3049
13136380	OP3306	1491237080	FI3230	171407271C	AU3001	18838500	TA3005
13136382	OP3305	1491238080	FI3231	171407271CX	AU3001	1883857R	TA3005

OE	GR	OE	GR	OE	GR	OE	GR
18840300	TA3049	191407272X	WW3006	1J0407271CL	WW3377	1J0501204B	WW3344
18841800	TA3050	191407274AX	WW3006	1J0407271DL	AU3249	1K0407271AP	WW3361
1884187R	TA3050	191407274BX	WW3006	1J0407271EN	WW3051	1K0407271AT	WW3325
18853400	TA3006	191407274CX	WW3123	1J0407271EP	WW3241	1K0407271BD	WW3358
1885347R	TA3006	191407274DX	WW3123	1J0407271ER	WW3229	1K0407271BF	WW3337
18866200	TA3008	191407274EX	WW3004	1J0407271ES	WW3241	1K0407271BJ	WW3331
18866300	TA3007	191407274FX	WW3129	1J0407271FD	WW3241	1K0407271CP	WW3325
18867000	TA3008	191407274RX	WW3006	1J0407271FN	AU3251	1K0407271DH	WW3353
1886707R	TA3008	191407274X	WW3006	1J0407271FN	WW3053	1K0407271DJ	WW3333
18867100	TA3007	1C153B436AE	FO3279	1J0407271GC	WW3241	1K0407271DR	WW3325
18867110	TA3007	1C153B436AF	FO3279	1J0407271GD	WW3323	1K0407271EE	WW3331
1886717	TA3007	1C153B436CE	FO3281	1J0407271H	AU3251	1K0407271EG	WW3337
1886717R	TA3007	1C153B436CF	FO3281	1J0407271H	WW3053	1K0407271ET	WW3348
191407271	WW3005	1C153B436CG	FO3270	1J0407271HJ	WW3329	1K0407271KA	WW3337
191407271A	WW3009	1C153B436CG	FO3272	1J0407271HK	WW3329	1K0407271LG	WW3337
191407271AC	WW3122	1C153B437AE	FO3278	1J0407271JD	WW3257	1K0407271NP	WW3331
191407271B	WW3009	1C153B437AF	FO3278	1J0407271JL	WW3323	1K0407272BM	WW3359
191407271C	WW3009	1C153B437CF	FO3280	1J0407271KH	WW3053	1K0407272BR	WW3338
191407271CX	WW3009	1C153B437CG	FO3269	1J0407271LM	WW3241	1K0407272CC	WW3326
191407271F	WW3122	1C153B437CG	FO3271	1J0407271LN	WW3241	1K0407272CR	WW3357
191407271FX	WW3122	1H0407271	WW3142	1J0407271LQ	WW3329	1K0407272DM	WW3362
191407271G	WW3120	1H0407271A	WW3144	1J0407271Q	AU3247	1K0407272DN	WW3326
191407271H	WW3122	1H0407271AX	WW3144	1J0407272	AU3252	1K0407272DQ	WW3351
191407271HX	WW3122	1H0407271C	WW3051	1J0407272A	WW3378	1K0407272EN	WW3332
191407271K	WW3122	1H0407271CX	WW3051	1J0407272AD	WW3378	1K0407272ER	WW3339
191407271L	WW3009	1H0407271F	WW3005	1J0407272AP	WW3228	1K0407272FR	WW3326
191407271N	WW3005	1H0407271FX	WW3005	1J0407272AT	AU3252	1K0407272GK	WW3326
191407271P	WW3009	1H0407271G	WW3051	1J0407272BJ	WW3242	1K0407272GM	WW3326
191407271Q	WW3009	1H0407271N	WW3243	1J0407272BK	AU3250	1K0407272HB	WW3354
191407271R	SE3044	1H0407271NV	WW3243	1J0407272BK	AU3252	1K0407272HK	WW3334
191407271R	WW3009	1H0407271NX	WW3243	1J0407272BL	WW3228	1K0407272JR	WW3342
191407271RV	WW3009	1H0407271P	WW3243	1J0407272BR	SK3035	1K0407272JT	WW3334
191407271S	WW3122	1H0407271R	WW3243	1J0407272BT	WW3230	1K0407272NJ	WW3332
191407271SV	WW3122	1H0407271X	WW3142	1J0407272CM	WW3378	1K0407272QE	WW3339
191407271SX	WW3122	1H0407272	WW3143	1J0407272CQ	WW3230	1K0407272QF	WW3339
191407271T	WW3122	1H0407272A	WW3145	1J0407272CR	WW3230	1K0407272RB	WW3332
191407271TV	WW3122	1H0407272AG	WW3148	1J0407272CS	WW3230	1K0407451CX	WW3325
191407271TX	WW3122	1H0407272AX	WW3145	1J0407272CT	WW3230	1K0407451DX	WW3331
191407272	WW3006	1H0407272C	WW3052	1J0407272DA	WW3228	1K0407451KX	WW3325
191407272	WW3123	1H0407272CV	WW3052	1J0407272DB	AU3250	1K0407451QX	WW3337
191407272A	WW3006	1H0407272CX	WW3052	1J0407272DC	WW3230	1K0407451TX	WW3331
191407272AA	WW3006	1H0407272M	WW3145	1J0407272EL	AU3250	1K0407452DX	WW3326
191407272AB	WW3006	1H0407272MX	WW3145	1J0407272F	AU3248	1K0407452RX	WW3338
191407272AC	WW3006	1H0407272N	WW3244	1J0407272F	WW3228	1K0407452TX	WW3357
191407272AD	WW3006	1H0407272P	WW3052	1J0407272FD	WW3291	1K0407453AX	WW3348
191407272AE	WW3006	1H0407272PV	WW3052	1J0407272FK	WW3230	1K0407454BX	WW3326
191407272AF	WW3123	1H0407272Q	WW3048	1J0407272FL	WW3291	1K0407454DX	WW3332
191407272AG	WW3123	1H0407272Q	WW3143	1J0407272GC	WW3242	1K0407454HX	WW3339
191407272AK	WW3119	1H0407272QX	WW3048	1J0407272GD	WW3242	1K0407456CX	WW3326
191407272AP	WW3091	1H0407272QX	WW3143	1J0407272GE	WW3324	1K0407762AX	WW3342
191407272AQ	WW3004	1H0407272S	WW3052	1J0407272HD	WW3330	1K0407764LX	WW3332
191407272AS	WW3129	1H0407272SV	WW3052	1J0407272JC	WW3324	1K0501203A	WW3387
191407272B	WW3006	1H0407272SX	WW3052	1J0407272JK	AU3252	1K0501203D	WW3387
191407272BA	WW3006	1H0407272X	WW3143	1J0407272KT	WW3242	1K0501203F	WW3387
191407272BD	WW3123	1H0407274X	WW3148	1J0407272LB	WW3330	1K0501204A	WW3388
191407272BX	WW3006	1H0407417	WW3243	1J0407417Q	WW3229	1K0501204D	WW3388
191407272C	WW3006	1H0407418	WW3244	1J0407418P	WW3230	1K0501204F	WW3388
191407272CV	WW3123	1J0407271AH	AU3247	1J0407451AX	AU3251	1K30A2540X	KI3014
191407272CX	WW3123	1J0407271AP	AU3251	1J0407451NV	WW3323	1K30A2560X	KI3013
191407272E	WW3006	1J0407271AP	WW3053	1J0407451NX	WW3323	1L0407271	WW3122
191407272F	WW3123	1J0407271AQ	AU3249	1J0407451TV	WW3323	1S7W3B436EB	FO3255
191407272G	WW3121	1J0407271BG	WW3229	1J0407451TX	WW3323	1S7W3B437DA	FO3254
191407272H	WW3123	1J0407271CG	WW3229	1J0407452SX	WW3330	2013501810	ME3007
191407272J	WW3119	1J0407271CH	WW3229	1J0407453FX	WW3241	2013503910	ME3089
191407272N	WW3005	1J0407271CJ	WW3229	1J0501203B	WW3343	2013508310	ME3089



OE	GR	OE	GR	OE	GR	OE	GR
2033502610	ME3049	26111100	OP3320	31607505006	BW3091	326370	TA3052
2103508710	ME3087	26111119	OP3321	31607505199	BW3083	326371	TA3051
21082215010	LD3004	26119529	OP3304	31607505200	BW3084	32665465	VO3003
21082215011	LD3003	26119530	OP3303	31607514478	BW3100	326665	TA3053
211501203	WW3066	28091-AA010	SU3013	31607514479	BW3098	327000	CI3021
211501203A	WW3233	28091-AA012	SU3013	31607514480	BW3100	327093	TA3054
211501204	WW3234	28091-AA014	SU3013	31607518237	BW3094	327200	PE3017
212122150111L	LD3001	2K0407271E	WW3363	31607518238	BW3095	327201	PE3019
212122150111R	LD3002	2K0407272E	WW3364	31607524045	BW3104	327202	PE3051
21A2295	RV3093	2K0407272EX	WW3364	31607524046	BW3113	327204	PE3027
21A2296	RV3092	2S61-3B436-AC	FO3259	31607525128	BW3099	327205	PE3029
22G2094	IN3011	2S61-3B436-BC	FO3223	31607529201	BW3104	327206	PE3029
22G2095	IN3012	2S61-3B437-AB	FO3258	31607529202	BW3113	327207	PE3056
23221-GA232	SU3009	2S61-3B437-AC	FO3258	31607533215	BW3096	327208	PE3056
23221-GA233	SU3009	2S61-3B437-BB	FO3222	31607533216	BW3097	327209	PE3054
23221-GA242	SU3009	2S61-3B437-BC	FO3222	31607540979	BW3101	32720A	PE3236
23221-GA243	SU3009	2S6W-3B436-FA	FO3223	31607540980	BW3102	32720C	PE3113
23221-GA593	SU3008	2S6W-3B436-FA	FO3259	31607558949	BW3132	32720F	PE3111
24403227	OP3260	2S6W-3B437-AA	FO3222	31607558950	BW3133	32720F	PE3238
24405345	OP3270	2S6W-3B437-FA	FO3222	31607558951	BW3120	32720G	PE3111
24427062	OP3262	2S6W-3B437-FA	FO3258	31607558952	BW3121	32720G	PE3238
24427064	OP3263	2S713B436BA	FO3255	31607559429	BW3101	32720H	CI3050
24427744	OP3261	2S7W3B437CA	FO3254	31607559430	BW3102	32720J	CI3071
24430493	OP3186	2T143B436AA	FO3264	31607565313	BW3090	32720R	CI3179
24430495	OP3187	2T143B436AC	FO3266	31607565314	BW3091	32720T	PE3215
24462241	OP3288	2T143B436AD	FO3266	31607570274	BW3121	327210	PE3031
24462250	OP3276	2T143B436AE	FO3266	31607570275	BW3120	327210	PE3054
24462251	OP3275	2T143B436AF	FO3266	31607589763	BW3130	327211	PE3031
2513300601	ME3079	2T143B436AG	FO3266	31607589764	BW3131	327211	PE3054
2513301401	ME3079	2T143B436AH	FO3266	31607589767	BW3127	327212	PE3031
2513301701	ME3078	2T143B436CA	FO3264	31607589768	BW3128	327215	PE3044
2513302101	ME3078	2T143B436CB	FO3264	31608605473	BW3127	327216	PE3044
251407271	WW3139	2T143B436CC	FO3264	31608605474	BW3128	327217	PE3037
251407271BX	WW3139	2T143B436CD	FO3264	321347	TA3037	327218	CI3044
251407271F	WW3139	2T143B436CE	FO3264	321407271A	AU3259	327218	PE3046
251407271JX	WW3139	2T143B436CF	FO3264	321407271AE	AU3259	327219	PE3044
251407271L	WW3139	2T143B437AA	FO3263	321407271AG	AU3004	32721F	CI3157
251501201G	WW3141	2T143B437CA	FO3263	321407271AJ	AU3005	32721K	CI3075
251501201G	WW3235	2T143B437CB	FO3263	321407271AK	AU3261	32721L	CI3103
251501203	WW3069	2T143B437CC	FO3263	321407271AM	AU3261	32721L	FI3216
251501203A	WW3235	2T143B437CD	FO3263	321407271AN	AU3218	32721N	CI3089
251501203B	WW3072	2T143B437CE	FO3263	321407271AP	AU3013	32721P	PE3265
251501203BX	WW3072	2T143B437FA	FO3265	321407271AQ	AU3005	32721V	CI3183
251501203C	WW3237	2T143B437FB	FO3265	321407271AR	AU3017	32721X	PE3262
251501203CX	WW3237	2T143B437FC	FO3265	321407271AS	AU3265	327220	PE3018
251501203D	WW3072	2T143B437FD	FO3265	321407271AT	AU3083	327221	PE3023
251501203DX	WW3072	30681130	VO3081	321407271C	AU3259	327222	PE3025
251501203E	WW3237	30681131	VO3083	321407271D	AU3257	327227	PE3085
251501203G	WW3072	31601225951	BW3074	321407271P	AU3005	327228	PE3085
251501204	WW3236	31601225952	BW3075	321407272A	AU3258	327229	PE3213
251501204A	WW3238	31601226153	BW3074	321407272AA	AU3219	32722F	PE3282
251501204AX	WW3238	31601226154	BW3075	321407272AB	AU3018	32722K	CI3201
251501204B	WW3238	31601226813	BW3059	321407272AC	AU3264	32722L	CI3099
26029827	OP3118	31601226814	BW3060	321407272AD	AU3262	32722P	PE3265
26029828	OP3117	31601226815	BW3059	321407272B	AU3260	32722Q	CI3235
26067664	OP3199	31601226816	BW3060	321407272BX	AU3260	32722Q	CI3237
26067666	OP3198	31601227685	BW3066	321407272P	AU3260	32722V	CI3181
26076878	OP3255	31601227686	BW3067	321407272PX	AU3260	32722X	PE3262
26076879	OP3254	31604853483	BW3114	321407272R	AU3262	32722Z	CI3155
26076882	OP3255	31604853484	BW3115	321407272S	AU3014	327230	PE3213
26076883	OP3254	31607502731	BW3083	321407273AX	AU3013	327234	CI3065
26076892	OP3256	31607502732	BW3084	321407273X	AU3218	327235	CI3143
26092313	OP3257	31607505003	BW3090	321407274AX	AU3262	327238	CI3061
26094867	OP3258	31607505004	BW3091	321407274X	AU3219	327239	CI3061
26095017	OP3259	31607505005	BW3090	32211225900	AU3293	327239	CI3063

OE	GR	OE	GR	OE	GR	OE	GR
32723C	PE3187	32727W	CI3197	3272CT	PE3296	3272H9	PE3097
32723F	PE3282	327282	PE3081	3272E0	PE3089	3272HR	CI3297
32723K	CI3024	327283	PE3097	3272E1	PE3111	3272J0	CI3111
32723L	CI3099	327283	PE3101	3272E1	PE3238	3272J0	FI3142
32723L	FI3220	327284	PE3097	3272E2	PE3031	3272J0	FI3144
32723L	PE3187	327285	FI3106	3272E2	PE3056	3272J1	CI3115
32723P	PE3270	327287	CI3143	3272E3	PE3113	3272J1	FI3230
327240	CI3143	327289	CI3063	3272E4	PE3056	3272J1	FI3232
327241	CI3063	327289	PE3117	3272E5	PE3113	3272J2	FI3146
327244	PE3050	32728E	PE3189	3272E7	PE3054	3272J2	FI3148
327245	PE3050	32728J	CI3020	3272E7	PE3300	3272J3	CI3111
327246	PE3089	32728K	FI3148	3272E8	CI3063	3272J3	FI3144
327246	PE3113	32728L	CI3085	3272E9	CI3050	3272J4	FI3144
327248	FI3016	32728N	PE3263	3272EH	CI3183	3272J5	CI3115
327248	FI3106	32728Q	CI3241	3272EJ	CI3181	3272J5	FI3232
32724C	PE3187	32728S	CI3287	3272EK	CI3271	3272J6	FI3232
32724F	PE3242	32728W	PE3260	3272EN	CI3253	3272J7	FI3148
32724F	PE3244	327290	CI3061	3272EP	CI3253	3272J8	FI3148
32724P	PE3270	327290	CI3063	3272EQ	CI3297	3272J9	CI3067
32724Q	CI3239	327291	PE3027	3272ER	CI3297	3272JA	CI3275
32724T	CI3268	327298	PE3109	3272ES	CI3275	3272JA	CI3289
327250	CI3020	32729G	CI3083	3272ET	CI3275	3272JC	CI3275
327251	PE3048	32729J	CI3075	3272EX	CI3266	3272JC	CI3289
327253	CI3063	32729K	FI3148	3272EY	CI3266	3272JE	FI3385
327253	PE3117	32729L	CI3197	3272EZ	PE3197	3272JF	FI3385
327255	PE3077	32729L	CI3251	3272F0	CI3050	3272JG	PE3303
327256	PE3078	32729N	PE3263	3272F2	CI3040	3272JH	PE3303
327258	PE3089	32729P	CI3235	3272F4	PE3105	3272JY	CI3299
327258	PE3113	32729Q	CI3241	3272F5	PE3054	3272JZ	CI3301
32725F	PE3242	32729W	PE3260	3272F5	PE3300	3272K1	PE3103
32725F	PE3244	3272A1	PE3222	3272F6	PE3087	3272K2	CI3040
32725J	PE3077	3272A2	CI3063	3272F6	PE3236	3272K5	PE3103
32725K	CI3040	3272A3	CI3141	3272F7	CI3050	3272K7	FI3220
32725L	CI3083	3272A5	CI3197	3272F8	PE3087	3272K8	CI3099
32725N	CI3067	3272A7	CI3197	3272F8	PE3236	3272K8	FI3220
32725P	PE3266	3272A8	CI3015	3272F9	FI3106	3272KL	CI3282
32725Q	CI3239	3272A8	CI3050	3272FP	CI3197	3272KW	PE3305
32725S	PE3303	3272A8	PE3007	3272FP	CI3287	3272KX	PE3305
32725T	CI3268	3272A9	CI3050	3272FT	CI3293	3272KY	PE3356
32725X	PE3258	3272A9	CI3071	3272FV	CI3293	3272KZ	PE3356
327260	CI3143	3272AA	PE3232	3272FW	CI3253	3272L0	FI3220
327260	CI3144	3272AC	PE3232	3272FX	CI3253	3272L1	CI3103
327260	PE3215	3272AE	PE3234	3272G1	PE3072	3272L1	FI3216
327261	PE3111	3272AF	PE3234	3272G3	CI3050	3272L4	PE3301
327263	PE3049	3272AJ	PE3197	3272G5	CI3079	3272L6	CI3167
327265	PE3018	3272AQ	PE3193	3272G6	CI3133	3272L9	CI3103
327269	PE3089	3272AY	FI3385	3272G8	CI3133	3272L9	FI3216
32726E	PE3185	3272C0	CI3050	3272G8	CI3277	3272LA	PE3337
32726F	CI3085	3272C0	PE3007	3272GG	CI3328	3272LC	PE3337
32726K	CI3111	3272C1	CI3071	3272GG	FI3470	3272LE	PE3345
32726P	PE3266	3272C2	PE3113	3272GL	PE3292	3272LF	PE3345
32726S	PE3303	3272C3	CI3052	3272GN	PE3292	3272LG	PE3331
32726T	CI3270	3272C4	CI3052	3272GT	CI3173	3272LH	PE3331
32726W	CI3251	3272C5	CI3052	3272GY	CI3309	3272LJ	PE3361
32726X	PE3258	3272C6	CI3052	3272GY	PE3309	3272LK	PE3361
327275	PE3071	3272C7	PE3105	3272H1	PE3054	3272LL	PE3346
327277	PE3221	3272C9	PE3111	3272H1	PE3300	3272LN	PE3346
32727C	PE3301	3272C9	PE3113	3272H2	FI3107	3272LW	CI3295
32727K	CI3115	3272C9	PE3238	3272H3	PE3054	3272M0	CI3103
32727L	CI3083	3272CH	FI3144	3272H3	PE3300	3272M0	FI3216
32727N	CI3058	3272CJ	FI3144	3272H4	PE3056	3272N0	CI3067
32727S	CI3197	3272CK	FI3232	3272H4	PE3105	3272N0	PE3215
32727S	CI3275	3272CL	FI3232	3272H6	PE3101	3272N1	PE3215
32727T	CI3270	3272CP	FI3148	3272H7	PE3073	3272N2	PE3215
32727V	CI3271	3272CS	PE3296	3272H8	PE3071	3272N3	PE3215

OE	GR	OE	GR	OE	GR	OE	GR
3272N4	PE3215	3272SN	CI3323	3273OR	CI3252	327352	PE3024
3272N5	CI3149	3272SQ	FI3385	3273OS	CI3090	327353	PE3001
3272N6	CI3147	3272SS	PE3341	3273OW	CI3084	327354	PE3025
3272N6	CI3150	3272T0	PE3204	3273OX	CI3084	327355	CI3041
3272N7	CI3149	3272T1	CI3193	3273OY	PE3196	327355	PE3027
3272N8	CI3147	3272T2	PE3071	3273OY	PE3198	327356	CI3021
3272N8	CI3150	3272T3	PE3073	3273OZ	PE3196	327357	PE3026
3272N9	PE3213	3272T5	CI3139	3273OZ	PE3198	327358	PE3026
3272NF	FI3148	3272T6	CI3139	327310	FI3149	32735J	CI3021
3272NL	CI3328	3272T7	CI3201	327311	PE3016	32735K	CI3045
3272NP	CI3311	3272TY	FI3148	327312	PE3016	32735K	CI3076
3272NP	FI3440	3272TZ	PE3323	327313	FI3149	32735L	CI3076
3272NP	PE3311	3272TZ	PE3331	327315	CI3100	32735N	CI3202
3272NQ	CI3311	3272V0	CI3099	327315	FI3221	32735P	CI3025
3272NQ	FI3440	3272V0	FI3220	327317	PE3202	32735R	CI3041
3272NQ	PE3311	3272V2	PE3077	327318	PE3202	32735S	CI3112
3272P0	PE3211	3272V3	FI3148	327319	CI3168	32735T	CI3116
3272P3	CI3147	3272V4	FI3148	32731G	PE3237	32735T	FI3233
3272P3	CI3150	3272V5	FI3148	32731H	PE3112	32735V	PE3148
3272P4	CI3147	3272V7	CI3099	32731H	PE3239	32735W	FI3149
3272P4	CI3150	3272V7	FI3220	32731J	PE3112	32735X	CI3104
3272P5	CI3103	3272V8	CI3167	32731J	PE3239	32735Y	CI3100
3272P5	FI3216	3272VA	PE3323	32731K	CI3051	32735Y	FI3221
3272P8	CI3063	3272VA	PE3331	32731L	CI3194	32735Z	CI3208
3272PA	PE3343	3272VP	PE3359	32731T	CI3180	327360	CI3031
3272PC	PE3343	3272VQ	PE3359	32731W	CI3190	327362	CI3059
3272PF	PE3341	3272VR	CI3326	327320	PE3203	327364	CI3041
3272PG	PE3294	3272VS	CI3326	327321	PE3203	327364	PE3018
3272PH	PE3294	3272VW	PE3350	327323	PE3006	327365	PE3018
3272PV	PE3307	3272W2	PE3103	327324	PE3006	327366	CI3040
3272PW	PE3307	3272W5	CI3020	327325	PE3170	327366	PE3018
3272PZ	PE3317	3272W8	PE3048	327326	PE3026	327367	CI3040
3272Q0	CI3133	3272W8	PE3077	327327	PE3026	327367	PE3018
3272Q3	CI3133	3272X9	CI3131	327329	PE3025	327368	CI3021
3272Q4	CI3133	3272Y0	PE3191	32732Y	CI3045	327369	PE3017
3272Q5	CI3174	3272Y1	PE3191	32732Y	CI3156	327369	PE3049
3272Q6	CI3174	3272Y3	CI3251	327330	PE3025	32736G	CI3084
3272Q7	CI3279	3272Y4	CI3089	327331	PE3170	32736H	CI3086
3272Q9	CI3133	3272Y6	CI3083	327334	TA3012	32736J	CI3090
3272Q9	CI3277	3272Y7	CI3083	327335	TA3011	32736J	CI3252
3272QA	PE3317	3272Y9	PE3195	327336	TA3022	32736K	CI3250
3272QC	PE3319	3272YW	PE3319	327337	TA3013	32736P	CI3068
3272R0	CI3279	3272Z0	PE3197	327338	TA3018	32736R	CI3059
3272R3	CI3024	3272Z7	CI3197	327339	TA3017	32736S	CI3092
3272R5	CI3040	3272Z7	CI3285	32733L	PE3186	32736T	PE3264
3272R6	CI3040	3272Z8	CI3197	32733L	PE3188	32736V	PE3264
3272R7	CI3044	3272Z8	CI3249	32733N	PE3302	32736W	PE3271
3272R8	CI3044	327302	PE3012	32733P	CI3202	32736X	PE3271
3272RA	CI3183	327303	CI3202	32733Q	CI3208	32736Y	PE3267
3272RC	CI3183	327304	CI3130	32733X	PE3186	32736Z	PE3267
3272RL	CI3309	327304	PE3092	32733X	PE3190	327371	PE3020
3272RL	PE3309	327305	PE3030	32733Y	PE3188	327373	PE3028
3272RT	CI3297	327306	CI3100	32733Z	CI3086	327374	PE3029
3272S2	PE3175	327306	FI3221	327340	TA3030	327375	PE3029
3272S3	PE3179	327306	PE3030	327341	TA3029	327376	PE3090
3272S5	PE3175	327308	PE3078	327342	TA3036	327377	PE3057
3272S6	PE3179	327309	FI3149	327343	TA3033	327377	PE3090
3272S7	PE3183	32730H	PE3049	327344	TA3032	327377	PE3114
3272S8	PE3183	32730K	CI3076	327346	TA3038	327378	PE3055
3272S9	PE3204	32730K	PE3049	327348	PE3023	327378	PE3112
3272SJ	CI3313	32730L	CI3132	327349	PE3023	327379	PE3032
3272SJ	PE3315	32730M	PE3192	32734T	CI3084	327379	PE3055
3272SK	CI3313	32730N	PE3194	32734Y	PE3233	32737E	CI3100
3272SK	PE3315	32730P	PE3192	32734Z	PE3233	32737E	FI3221
3272SL	CI3323	32730R	CI3090	327351	PE3024	32737F	CI3236



OE	GR	OE	GR	OE	GR	OE	GR
32737H	CI3236	3273CH	FI3145	3273J9	PE3223	3273P1	CI3134
32737K	CI3240	3273CJ	FI3145	3273JR	CI3300	3273P2	CI3134
32737L	CI3240	3273CK	FI3233	3273JS	CI3302	3273P3	CI3134
32737Q	CI3242	3273CP	FI3149	3273JY	CI3283	3273P3	CI3278
32737R	CI3242	3273CQ	PE3188	3273K0	CI3064	3273P5	PE3114
32737Y	PE3304	3273CS	PE3297	3273K0	CI3142	3273P5	PE3237
32737Z	PE3304	3273CT	PE3188	3273K1	CI3064	3273P7	PE3055
327380	PE3055	3273CT	PE3297	3273K2	CI3090	3273P7	PE3114
327381	PE3032	3273CY	CI3294	3273K3	CI3090	3273P7	PE3237
327384	PE3045	3273CZ	CI3294	3273K4	CI3016	3273P8	PE3057
327385	PE3045	3273E1	CI3064	3273K4	CI3051	3273P8	PE3106
327386	PE3038	3273E1	PE3118	3273K4	PE3008	3273P9	CI3063
327387	CI3045	3273E2	CI3021	3273K5	CI3051	3273PJ	PE3344
327387	PE3047	3273E3	PE3078	3273K5	PE3008	3273PK	PE3344
327388	PE3045	3273E4	PE3049	3273K6	PE3112	3273PN	PE3342
327389	PE3018	3273E6	PE3112	3273K6	PE3239	3273PP	PE3295
32738G	CI3269	3273E6	PE3114	3273K7	CI3053	3273PQ	PE3295
32738H	CI3269	3273E8	CI3144	3273K8	CI3053	3273PX	PE3342
32738N	CI3184	3273E8	CI3150	3273K9	PE3106	3273PZ	PE3308
32738P	CI3182	3273E8	PE3216	3273KJ	PE3306	3273Q0	PE3098
32738V	CI3272	3273E9	PE3112	3273KK	PE3306	3273Q0	PE3257
327390	PE3024	3273EA	CI3254	3273KL	PE3357	3273Q1	PE3074
327391	PE3026	3273EG	CI3329	3273KN	PE3357	3273Q2	PE3072
327393	FI3017	3273EG	FI3471	3273KP	PE3338	3273Q3	PE3098
327398	PE3086	3273EH	CI3184	3273KQ	PE3338	3273Q4	CI3064
327399	PE3086	3273EJ	CI3182	3273KR	PE3332	3273Q5	CI3112
32739J	PE3272	3273EK	CI3272	3273KS	PE3332	3273Q5	FI3143
32739K	PE3272	3273EN	CI3254	3273KW	PE3362	3273Q5	FI3145
32739L	PE3283	3273EP	CI3254	3273KX	PE3362	3273Q6	CI3116
32739N	PE3243	3273EQ	CI3298	3273KY	PE3347	3273Q6	FI3231
32739N	PE3245	3273ER	CI3298	3273KZ	PE3347	3273Q6	FI3233
32739P	PE3243	3273ES	CI3276	3273L0	PE3090	3273Q7	FI3147
32739P	PE3245	3273ET	CI3276	3273L1	PE3112	3273Q7	FI3149
32739Q	PE3283	3273EX	CI3298	3273L1	PE3114	3273Q8	CI3112
32739T	CI3292	3273EY	CI3298	3273L2	PE3090	3273Q8	FI3145
32739V	CI3292	3273F7	PE3090	3273L3	PE3112	3273Q9	FI3145
32739Z	CI3090	3273FA	CI3329	3273L3	PE3239	3273QA	PE3308
32739Z	CI3250	3273FA	FI3471	3273L4	PE3032	3273QH	PE3324
3273A0	PE3214	3273FH	CI3283	3273L4	PE3090	3273QK	PE3318
3273A1	PE3214	3273G1	PE3072	3273L5	PE3057	3273QL	PE3318
3273A5	CI3066	3273G3	PE3074	3273L5	PE3090	3273QN	PE3320
3273A6	CI3144	3273G8	PE3114	3273L7	PE3088	3273R0	CI3116
3273A9	CI3062	3273G9	PE3098	3273L7	PE3114	3273R0	FI3233
3273AA	CI3090	3273GC	PE3293	3273L7	PE3237	3273R1	FI3233
3273AA	CI3250	3273GE	PE3293	3273L8	CI3051	3273R2	FI3149
3273AC	PE3261	3273GQ	CI3310	3273L9	CI3041	3273R3	FI3149
3273AE	PE3261	3273GQ	PE3310	3273LP	CI3296	3273R5	PE3170
3273AH	PE3259	3273H0	PE3098	3273LP	PE3261	3273R6	CI3041
3273AJ	PE3259	3273H1	CI3031	3273N1	PE3106	3273R8	PE3170
3273AL	PE3235	3273H2	FI3107	3273N2	PE3055	3273R9	PE3170
3273AN	PE3235	3273H4	CI3062	3273N2	PE3114	3273S1	FI3221
3273AQ	PE3194	3273H4	CI3068	3273N2	PE3237	3273S2	CI3100
3273C0	CI3062	3273H5	CI3144	3273N3	CI3051	3273S2	FI3221
3273C0	CI3064	3273H7	PE3118	3273N4	CI3059	3273S4	FI3221
3273C1	CI3144	3273H8	CI3062	3273N5	FI3107	3273S8	PE3170
3273C2	CI3064	3273H8	CI3064	3273N7	CI3132	3273S8	PE3302
3273C3	PE3051	3273HQ	CI3276	3273NC	FI3149	3273S9	CI3168
3273C4	PE3051	3273HR	CI3276	3273NL	CI3329	3273SG	CI3298
3273C5	PE3112	3273HS	CI3276	3273NP	CI3312	3273SZ	CI3314
3273C6	CI3144	3273HS	CI3290	3273NP	FI3441	3273SZ	PE3316
3273C7	CI3031	3273HT	CI3276	3273NP	PE3312	3273T0	CI3168
3273C7	CI3059	3273HT	CI3290	3273NQ	CI3312	3273T3	FI3217
3273C8	CI3021	3273J0	PE3028	3273NQ	FI3441	3273T4	CI3104
3273C8	PE3089	3273J1	PE3020	3273NQ	PE3312	3273T4	FI3217
3273C9	PE3049	3273J6	PE3110	3273NY	CI3184	3273T6	CI3068

OE	GR	OE	GR	OE	GR	OE	GR
3273T6	CI3190	327463	PE3005	33211226323	BW3055	33217547076	BW3117
3273T7	PE3216	327464	PE3005	33211226329	BW3008	33217559076	BW3107
3273T8	CI3190	327472	PE3011	33211226330	BW3072	33411127093	BW3008
3273T9	PE3216	327474	PE3039	33211226333	BW3008	3372J9	CI3061
3273TA	CI3314	327475	PE3037	33211226336	BW3072	35023365	VO3006
3273TA	PE3316	327476	PE3038	33211226372	BW3055	357407271A	WW3150
3273TC	CI3324	327477	FI3106	33211226563	BW3008	357407271B	WW3150
3273TE	CI3324	327478	CI3059	33211226564	BW3024	357407271D	WW3005
3273TF	CI3310	327479	PE3008	33211226578	BW3008	357407271EX	WW3150
3273TF	PE3310	327480	PE3008	33211226581	BW3024	357407271G	WW3150
3273V0	CI3190	327482	PE3007	33211226591	BW3012	357407271GX	WW3150
3273V2	CI3148	327483	PE3007	33211226592	BW3012	357407271H	WW3150
3273V4	CI3148	327485	PE3201	33211226621	BW3046	357407271HX	WW3150
3273V6	PE3212	327486	PE3201	33211226622	BW3046	357407271P	WW3150
3273V7	CI3104	327492	PE3009	33211226666	BW3065	357407271Q	WW3150
3273V7	FI3217	327493	PE3009	33211226667	BW3065	357407271Q	WW3243
3273V8	CI3148	327496	PE3010	33211226720	BW3041	357407271R	AU3249
3273V9	CI3148	327497	PE3010	33211226860	BW3073	357407271RV	AU3249
3273VK	PE3358	3274A0	PE3012	33211226861	BW3072	357407271RX	AU3249
3273VL	PE3358	3274A4	PE3208	33211226879	BW3055	357407272	WW3151
3273VN	PE3324	3274A5	PE3208	33211226900	BW3072	357407272B	WW3151
3273VP	PE3324	32895914	VO3005	33211226901	BW3073	357407272E	WW3143
3273W0	CI3104	33201227221	BW3041	33211226904	BW3062	357407272F	WW3151
3273W0	FI3217	33201229141	BW3064	33211226905	BW3062	357407272FX	WW3151
3273W3	CI3064	33201229371	BW3103	33211227032	BW3056	357407272L	WW3151
3273W4	CI3064	33201229374	BW3064	33211227097	BW3055	357407272M	WW3151
3273W5	CI3134	33201229441	BW3071	33211227172	BW3029	3652045	FO3192
3273W6	CI3142	33201229449	BW3071	33211227399	BW3062	3652047	FO3191
3273W8	CI3134	33207500914	BW3108	33211227585	BW3062	3667428	FO3189
3273W9	CI3134	33207500915	BW3108	33211227606	BW3056	3667429	FO3190
3273WA	PE3360	33207500916	BW3129	33211227912	BW3085	374034	OP3012
3273WC	PE3360	33207500917	BW3129	33211229140	BW3103	374034	OP3013
3273WJ	PE3351	33207572430	BW3124	33211229235	BW3085	374035	OP3012
3273X3	CI3134	33207578720	BW3107	33211229374	BW3103	374041	OP3003
3273X8	CI3025	33211101286	BW3016	33211229420	BW3064	374041	OP3180
3273Y0	CI3041	33211102423	BW3004	33211229432	BW3064	374042	OP3253
3273Y1	CI3041	33211105427	BW3002	33211229472	BW3062	374046	OP3253
3273Y2	CI3045	33211105428	BW3016	33211229473	BW3062	374048	OP3180
3273Y3	CI3045	33211105438	BW3004	33211229495	BW3086	374064	OP3012
3273Y4	PE3092	33211207190	BW3006	33211229496	BW3087	374065	OP3013
3273Y7	PE3176	33211207404	BW3007	33211229497	BW3086	374070	OP3004
3273Y9	PE3176	33211207436	BW3006	33211229498	BW3087	374071	OP3004
3273Z0	PE3184	33211207524	BW3016	33211229587	BW3081	374077	OP3010
3273Z1	PE3184	33211207721	BW3006	33211229588	BW3082	374078	OP3011
3273Z2	PE3205	33211207795	BW3016	33211229591	BW3086	374088	OP3270
3273Z3	PE3205	33211208337	BW3007	33211229592	BW3087	374098	OP3003
3273Z4	PE3072	33211208436	BW3007	33211229707	BW3086	374105	OP3004
3273Z5	PE3074	33211208440	BW3012	33211229708	BW3087	374106	OP3003
3273Z7	CI3140	33211208441	BW3044	33211229748	BW3106	374106	OP3198
3273Z8	CI3140	33211209307	BW3021	33211229749	BW3106	374107	OP3004
3273ZP	PE3320	33211209651	BW3012	33211229756	BW3093	374108	OP3003
3273ZQ	PE3320	33211225166	BW3021	33211229757	BW3092	374110	OP3199
3273ZR	CI3327	33211225570	BW3008	33213614061	BW3002	374120	OP3157
3273ZS	CI3327	33211225728	BW3021	33213614861	BW3002	374121	OP3158
3273ZZ	FI3149	33211225729	BW3065	33213614886	BW3016	374122	OP3074
327420	PE3014	33211225730	BW3021	33217504521	BW3092	374136	OP3051
327441	PE3004	33211225731	BW3065	33217504522	BW3093	374137	OP3025
327444	PE3015	33211225858	BW3055	33217518431	BW3086	374137	OP3052
327445	PE3004	33211225859	BW3055	33217518432	BW3087	374140	OP3026
327447	PE3014	33211225891	BW3008	332175322066	BW3107	374141	OP3027
327449	PE3015	33211225892	BW3024	33217533445	BW3116	374144	OP3035
327453	PE3001	33211225893	BW3024	33217533446	BW3117	374145	OP3028
327455	PE3001	33211225942	BW3073	33217533448	BW3122	374145	OP3034
327459	PE3001	33211225943	BW3073	33217533449	BW3123	374146	OP3082
327461	PE3001	33211226047	BW3041	33217547075	BW3116	374164	OP3048

OE	GR	OE	GR	OE	GR	OE	GR
374165	OP3047	374546	OP3306	3910050Y00	ND3044	391016204R	RE3450
374172	OP3072	374547	OP3305	3910055A00	ND3050	391016312R	RE3477
374173	OP3073	374548	OP3288	391005791R	RE3486	3910170J00	ND3066
374174	OP3075	374552	OP3276	3910060Y06	ND3032	3910170J10	ND3068
374178	OP3050	374553	OP3320	391006802R	RE3375	3910170N00	ND3062
374179	OP3054	374554	OP3321	3910070N00	ND3063	3910171N01	ND3066
374180	OP3026	374557	OP3301	3910071J00	ND3067	3910172J22	ND3115
374180	OP3053	374558	OP3302	3910071J10	ND3069	3910173J00	ND3062
374183	OP3028	374561	OP3294	3910072J20	ND3116	3910173J05	ND3062
374183	OP3030	374562	OP3295	391007374R	RE3443	3910173J20	ND3064
374184	OP3029	374569	OP3275	3910073J00	ND3063	391019671R	DC3016
374185	OP3083	374569	OP3325	3910073J20	ND3065	39101D3100	ND3053
374185	OP3166	374591	OP3306	391008165R	DC3020	39101D3600	ND3001
374188	OP3025	374600	OP3330	391008369R	RE3484	39101D4000	ND3001
374188	OP3049	374601	OP3289	391008683R	RE3490	39101D4600	ND3001
374221	OP3118	374632	OP3304	391009002R	RE3451	39101D4700	ND3001
374222	OP3117	374633	OP3303	391009067R	RE3412	39101M7070	ND3013
374223	OP3162	374776	OP3213	391009882R	DC3017	39101M7270	ND3017
374224	OP3163	374777	OP3212	391009893R	RE3412	39101O2E02	ND3001
374229	OP3049	374783	OP3335	39100D3100	ND3054	39204-BM527	ND3218
374230	OP3050	374784	OP3336	39100D3600	ND3002	39205-BM525	ND3217
374239	OP3053	374790	OP3291	39100D4000	ND3002	3B0407271M	AU3094
374312	OP3116	374791	OP3290	39100D4600	ND3002	3B0407272M	AU3095
374317	OP3232	374792	OP3318	39100D4700	ND3002	3C113B436BB	FO3268
374318	OP3233	3815A009	MT3108	39100M7070	ND3014	3C113B437AB	FO3267
374322	OP3201	3815A010	MT3109	39100M7270	ND3018	3M51-3B436-BAE	FO3286
374323	OP3204	38225-JD22B	ND3234	39100O2E02	ND3002	3M51-3B436-DAC	FO3274
374324	OP3205	39100-1N010	ND3120	39100O5E02	ND3002	3M51-3B436-DAE	FO3274
374327	OP3200	39100-60Y00	ND3032	39101-0M010	ND3119	3M51-3B436-NC	FO3304
374349	OP3212	39100-60Y05	ND3032	39101-60Y00	ND3031	3M51-3B436-NE	FO3304
374350	OP3213	39100-AY100	ND3189	39101-60Y05	ND3031	3M51-3B436-NG	FO3304
374370	OP3255	39100-AY600	ND3187	39101-AY100	ND3188	3M51-3B436-NH	FO3304
374371	OP3254	39100-BB22C	ND3239	39101-AY600	ND3186	3M51-3B437-BAE	FO3285
374372	OP3255	39100-BB32B	ND3235	39101-BB22C	ND3238	3M51-3B437-DAC	FO3273
374373	OP3254	39100-BB90C	ND3237	39101-BB90C	ND3236	3M51-3B437-DAE	FO3273
374374	OP3257	39100-BM580	ND3218	39101-BM580	ND3217	3M51-3B437-DAF	FO3273
374375	OP3256	39100-JD24C	ND3241	39101-JD24C	ND3240	3S5W3B436AA	FO3301
374385	OP3314	39100-JD52B	ND3235	39101-JD52B	ND3234	3S5W3B437AA	FO3300
374386	OP3315	39100-JD74B	ND3229	39101-JD74B	ND3233	40608080	LA3180
374408	OP3261	391000000	ND3001	3910101B00	ND3021	4104908	FO3279
374409	OP3260	391000000	ND3002	3910101B05	ND3037	4104909	FO3279
374413	OP3257	3910001B01	ND3022	3910101M10	ND3013	4104910	FO3278
374442	OP3262	3910001B02	ND3022	3910101M15	ND3013	4106380	FO3254
374443	OP3263	3910001B05	ND3022	391010500	ND3001	4132634	FO3255
374455	OP3208	3910001B060	ND3036	391010737R	RE3347	414134	OP3009
374456	OP3209	3910001B60	ND3022	391010N510	ND3019	414147	OP3023
374466	OP3258	3910001M10	ND3014	391011000	ND3001	414150	OP3022
374468	OP3259	3910001M15	ND3014	3910110A01	ND3017	414159	OP3088
374470	OP3296	391000M610	ND3020	3910111A00	ND3017	414160	OP3088
374471	OP3328	391001000	ND3002	3910111A05	ND3017	414181	OP3085
374473	OP3335	391001162R	DC3017	3910112A00	ND3017	414182	OP3087
374474	OP3336	3910011A00	ND3018	3910113A00	ND3017	4166492	FO3278
374512	OP3321	3910011A05	ND3018	3910113A01	ND3017	4195418	SA3032
374513	OP3320	3910012A00	ND3018	391012F000	ND3135	4195418	SA3033
374523	OP3284	3910013A00	ND3018	391012F001	ND3134	4195426	SA3031
374524	OP3284	3910013A01	ND3018	391012F210	ND3123	4195434	SA3035
374525	OP3285	391001510R	RE3348	391012F615	ND3076	4195442	SA3034
374529	OP3329	391001702R	RE3496	391013387R	RE3450	4195459	SA3032
374535	OP3328	391002111R	DC3017	391014F100	ND3087	4195459	SA3039
374535	OP3329	391002F210	ND3124	391015061R	DC3018	4195475	SA3034
374536	OP3296	391002F615	ND3077	3910150A00	ND3043	4195475	SA3038
374537	OP3296	391003112R	RE3451	3910150Y00	ND3045	4195483	SA3034
374543	OP3277	391004383R	DC3017	3910150Y01	ND3045	42420-16040	TY3044
374544	OP3278	391004F100	ND3088	3910155A00	ND3051	42420-16042	TY3044
374545	OP3287	3910050A00	ND3042	3910160Y06	ND3031	431407271B	AU3040

OE	GR	OE	GR	OE	GR	OE	GR
431407271C	AU3292	43420-0D080	TY3141	44101-79J21	SZ3076	44305SF0030	RV3010
431407271L	AU3041	43420-0D170	TY3131	44101-80E00	SZ3061	44305SH3960	HO3059
431407271L	AU3283	43420-0D180	TY3133	44101-85C20	SZ3019	44305SH3961	HO3059
431407271M	AU3282	43420-0H010	TY3135	44101-85C20	SZ3049	44305SH3A00	HO3059
431407272	AU3042	43420-0H020	TY3137	4410160A1V	SZ3018	44305SH3A01	HO3059
431407272A	AU3293	43420-12020	TY3069	4410178010	SZ3012	44305SH3G00	HO3059
431407272F	AU3042	43420-12021	TY3069	4410178011	SZ3012	44305SH3G01	HO3059
431407272L	AU3232	43420-12060	TY3069	4410178012	SZ3012	44305SM4020	HO3020
431407272M	AU3232	43420-16040	TY3044	4410182020	SZ3004	44305SM4040	HO3020
431407276	AU3144	43420-16042	TY3044	4410182021	SZ3004	44306689601	HO3003
431407276F	AU3144	43420-20010	TY3063	44101M79F70	MR3004	44306SA0013	HO3098
431407276G	AU3231	43420-20112	TY3087	44102-79J00	SZ3075	44306SA5000	HO3007
431407276J	AU3231	43420-20121	TY3087	44102-80E00	SZ3060	44306SA5010	HO3007
4330605	FO3222	43420-20282	TY3153	44102-85C00	SZ3018	44306SA5950	HO3009
43410-05300	TY3082	43420-20350	TY3087	44102-85C00	SZ3048	44306SA5951	HO3009
43410-0D020	TY3118	43420-32010	TY3001	4410260A10	SZ3019	44306SA6951	HO3009
43410-0D070	TY3140	43420-32011	TY3001	4410278010	SZ3011	44306SB0010	RV3087
43410-0D080	TY3142	43420-42010	TY3188	4410278011	SZ3011	44306SB0020	RV3087
43410-0D170	TY3132	43420-42011	TY3188	4410278012	SZ3011	44306SB0970	RV3087
43410-0D180	TY3134	43420-42012	TY3188	4410282020	SZ3003	44306SB0971	RV3087
43410-0H010	TY3136	43420-42020	TY3186	4410282021	SZ3003	44306SB2750	HO3049
43410-0H020	TY3138	43420-42021	TY3186	4410285C00	SZ3009	44306SB2751	HO3049
43410-12020	TY3070	43420-42022	TY3186	44102M79F70	MR3003	44306SB2960	HO3049
43410-12021	TY3070	43420-42140	TY3151	441407271AA	AU3317	44306SB2961	HO3049
43410-12050	TY3070	43420-42150	TY3149	441407271AA	AU3318	44306SE0000	HO3013
43410-12060	TY3070	43420-52060	TY3139	441407271L	AU3312	44306SE0010	HO3013
43410-12080	TY3070	43420-52070	TY3141	441407271L	AU3314	44306SE0020	HO3013
43410-12090	TY3062	43420-52120	TY3139	441407271M	AU3316	44306SE0G01	HO3013
43410-12140	TY3062	43420-52121	TY3139	441407271M	AU3317	44306SE0G02	HO3013
43410-12150	TY3062	43420-52130	TY3141	441407271M	AU3318	44306SH3960	HO3058
43410-16040	TY3045	43420-52131	TY3141	441407271N	AU3255	44306SH3961	HO3058
43410-16042	TY3045	43420-52180	TY3131	441407271N	AU3256	44306SH3A00	HO3058
43410-20010	TY3062	4342020111	TY3054	441407271P	AU3010	44306SH3A01	HO3058
43410-20152	TY3088	4342087710000	DA3001	441407271P	AU3320	44306SH3G00	HO3058
43410-20441	TY3088	4342087717000	DA3009	441407272AA	AU3319	44306SH3G01	HO3058
43410-20451	TY3154	4342087726000	DA3001	441407272G	AU3313	44306SM4020	HO3023
43410-20470	TY3088	4342087731000	DA3001	441407272G	AU3315	44306SM4040	HO3023
43410-32010	TY3001	43460-19016	TY3043	441407272M	AU3317	443407271AM	AU3169
43410-32011	TY3001	43470-19016	TY3042	441407272M	AU3319	443407271AP	AU3171
43410-32020	TY3001	4372692	FO3254	441407272P	AU3321	443407271AP	AU3253
43410-42010	TY3189	437407271	AU3184	441407272P	AU3323	443407271AR	AU3175
43410-42011	TY3189	437407271D	AU3144	4414516	OP3229	443407271AT	AU3179
43410-42012	TY3189	437407271J	AU3184	4414517	OP3228	443407271BH	AU3173
43410-42020	TY3187	437407271M	AU3184	441501203C	AU3310	443407271BJ	AU3003
43410-42021	TY3187	437407271MX	AU3184	441501203C	AU3311	443407271BL	AU3288
43410-42022	TY3187	437407271N	AU3184	441501203E	AU3310	443407271BM	AU3294
43410-42120	TY3152	437407271Q	AU3233	441501203E	AU3311	443407271BN	AU3294
43410-42130	TY3150	437407271QX	AU3233	44305689601	HO3004	443407271BP	AU3128
43410-52060	TY3140	437407272E	AU3234	44305SA0003	HO3099	443407271BQ	AU3129
43410-52070	TY3142	4374765	FI3077	44305SA5000	HO3008	443407271BR	AU3134
43410-52120	TY3140	4393153	FI3002	44305SA5010	HO3008	443407271BS	AU3135
43410-52121	TY3140	4393154	FI3001	44305SA5020	HO3010	443407271CA	AU3296
43410-52130	TY3142	4398072	FO3255	44305SA5620	HO3010	443407271J	AU3184
43410-52131	TY3142	4398073	FO3254	44305SA5640	HO3010	443407271M	AU3285
43410-52180	TY3132	44010-S04-951	HO3162	44305SA5641	HO3010	443407271N	AU3284
4341020113	TY3054	44010-SR3-020	HO3146	44305SB2750	HO3050	443407271P	AU3142
4341020440	TY3055	44010SN7953	HO3156	44305SB2751	HO3050	443407271P	AU3291
4341020442	TY3055	44011-S04-951	HO3161	44305SB2960	HO3050	443407271Q	AU3290
4341087710000	DA3002	44011-SR3-020	HO3145	44305SB2961	HO3050	443407271S	AU3233
4341087717000	DA3010	44011SN7953	HO3155	44305SE0000	HO3014	443407272AD	AU3170
4341087726000	DA3002	4401720	OP3273	44305SE0010	HO3014	443407272AF	AU3172
4341087731000	DA3002	4401721	OP3271	44305SE0G01	HO3014	443407272AF	AU3254
43420-05300	TY3081	4401946	OP3272	44305SE0G02	HO3014	443407272AH	AU3176
43420-0D020	TY3117	4409208	OP3229	44305SE0J00	HO3014	443407272AK	AU3180
43420-0D070	TY3139	4409210	OP3228	44305SE0J01	HO3014	443407272BB	AU3289

OE	GR	OE	GR	OE	GR	OE	GR
443407272BC	AU3295	46307086	FI3343	46307559	LA3126	46308106	FI3406
443407272BD	AU3295	46307087	FI3344	46307564	LA3117	46308112	FI3391
443407272CA	AU3297	46307096	FI3318	46307565	FI3361	46308115	FI3391
443407272D	AU3039	46307098	FI3317	46307569	LA3119	46308116	FI3390
443407272H	AU3143	46307101	FI3163	46307642	FI3365	46308131	AR3123
443407272J	AU3234	46307102	FI3162	46307647	LA3118	46308132	AR3124
443407275AV	AU3175	46307109	FI3122	46307650	AR3096	46308147	LA3176
443407275AX	AU3175	46307110	FI3121	46307651	AR3095	46308156	FI3366
443407275BX	AU3173	46307111	FI3131	46307653	AR3094	46308158	FI3365
443407275V	AU3169	46307112	FI3045	46307654	AR3094	46308163	AR3121
443407275X	AU3169	46307131	FI3084	46307654	AR3098	46308164	AR3122
443407276	AU3038	46307144	AR3064	46307666	FI3295	46308178	FI3399
443407276	AU3287	46307147	LA3135	46307667	FI3296	46308179	FI3399
443407276A	AU3286	46307149	FI3046	46307674	FI3285	46308180	FI3400
443407276FX	AU3170	46307151	LA3134	46307678	FI3286	46308214	AR3132
443407276GV	AU3176	46307174	FI3319	46307687	FI3277	46308215	AR3131
443407276GX	AU3176	46307177	FI3321	46307688	FI3387	46308221	FI3404
443407276V	AU3038	46307178	FI3322	46307691	FI3381	46308227	FI3388
443407276X	AU3038	46307180	FI3320	46307694	AR3077	46308229	FI3389
443501201	AU3149	46307195	FI3168	46307703	FI3289	46308259	FI3398
443501201X	AU3149	463071950	FI3168	46307707	FI3290	46308260	FI3397
443501203	AU3114	46307198	FI3336	46307735	LA3112	46308274	FI3397
443501203C	AU3148	46307277	AR3103	46307741	AR3120	46308275	FI3403
443501203D	AU3149	46307283	LA3169	46307743	LA3123	46404032	FI3338
443501203F	AU3114	46307288	LA3174	46307744	LA3124	46404032	LA3143
443501203FX	AU3114	46307304	AR3064	46307756	FI3303	46408063	LA3145
4465611	FI3013	46307306	AR3080	46307785	FI3365	46408064	LA3144
447407271	AU3003	463073060	AR3080	46307786	FI3366	46412934	FI3348
447407271	AU3173	46307316	AR3064	46307787	FI3363	46412935	FI3347
447407271B	AU3231	46307323	FI3166	46307788	FI3364	464239470	LA3097
447407271C	AU3233	46307324	FI3315	46307792	FI3362	46458796	LA3112
447407271D	AU3173	46307325	FI3167	46307796	FI3287	46472287	FI3358
447407271F	AU3003	46307342	AR3064	46307805	FI3382	46476612	FI3128
447407271F	AU3173	46307343	AR3073	46307851	FI3297	46476614	FI3127
447407271K	AU3294	46307344	AR3066	46307852	FI3297	46477176	FI3126
447407272B	AU3232	46307345	AR3081	46307855	FI3502	46519876	FI3318
447407272C	AU3234	46307346	AR3102	46307856	FI3503	46519877	FI3317
447407272H	AU3295	46307351	FI3374	46307863	FI3292	46538019	FI3442
4490557	FO3266	46307360	FI3373	46307864	FI3291	46538020	FI3276
4490558	FO3265	46307362	FI3378	46307900	FI3295	46545754	LA3125
4502441	OP3274	46307368	FI3299	46307904	FI3296	46548055	LA3122
4511436	CH3028	46307369	FI3300	46307909	FI3292	46548056	LA3120
4511443	CH3027	46307391	AR3106	46307910	FI3291	46548165	LA3122
4511445	CH3027	46307396	LA3171	46307975	FI3406	46554027	LA3148
4511448	CH3028	46307399	LA3172	46307976	FI3405	46554028	LA3147
46303261	FI3404	46307403	FI3372	46307989	FI3298	46801689	FI3384
46307001	LA3017	46307404	FI3371	46307997	FI3284	46801690	FI3383
46307002	FI3369	46307408	FI3375	46307998	FI3282	4700645	OP3225
46307002	LA3016	46307428	FI3301	46308008	FI3398	4701109	OP3221
46307003	LA3061	46307429	FI3302	46308023	AR3117	4708032	OP3227
46307004	FI3370	46307440	AR3109	46308024	AR3118	4708033	OP3226
46307004	LA3060	46307443	AR3104	46308034	FI3298	47750102A	PO3019
46307005	FI3249	46307444	AR3105	46308035	FI3298	477501101A	PO3013
46307006	FI3248	46307447	AR3079	46308066	FI3400	477501103	PO3012
46307007	FI3251	46307466	FI3361	46308071	AR3117	481407271B	WW3231
46307008	FI3250	46307471	FI3366	46308071	AR3125	481407271D	WW3232
46307010	AR3115	46307473	AR3090	46308072	AR3118	49500-02050	HY3077
463070100	LA3090	46307474	AR3091	46308079	FI3392	49500-02060	HY3078
46307011	AR3116	46307485	FI3379	46308079	LA3179	49501-26561	HY3030
463070111	LA3090	46307487	FI3380	46308080	FI3393	49507-02A00	HY3021
46307017	FI3169	46307506	FI3234	46308089	AR3119	49507-02A10	HY3025
46307031	AR3051	46307508	FI3235	46308090	AR3119	4950721000	MT3072
46307046	AR3041	46307514	AR3079	46308093	FI3401	49508-02A00	HY3022
46307073	FI3159	46307553	LA3173	46308094	FI3401	49508-02A10	HY3026
46307081	FI3158	46307558	LA3174	46308100	FI3405	4950821000	MT3073



OE	GR	OE	GR	OE	GR	OE	GR
4A0407271AF	AU3167	4B3407272H	AU3383	5018767	FO3064	51783824	FI3476
4A0407271AR	AU3298	4D0407271E	AU3336	5018768	FO3211	51783825	FI3461
4A0407271AS	AU3299	4D0407271K	AU3324	5018816	FO3039	51787180	FI3477
4A0407271B	AU3167	4D0407271L	AU3336	5018818	FO3038	51787861	FI3452
4A0407271B	AU3342	4D0407272AF	AU3428	5022267	FO3210	51787862	FI3483
4A0407271BD	AU3299	4D0407272E	AU3337	5022268	FO3209	51787863	FI3451
4A0407271BF	AU3302	4D0407272F	AU3324	5022281	FO3114	51787864	FI3482
4A0407271BG	AU3194	4D0407272G	AU3338	5022282	FO3063	51795511	FI3466
4A0407271BS	AU3302	4D0407272H	AU3427	5022282	FO3115	51795511	FI3467
4A0407271BT	AU3300	4D0407272J	AU3428	5022283	FO3065	518704	FO3032
4A0407271CA	AU3302	4D0407272K	AU3324	5022284	FO3066	531943	AR3007
4A0407271CQ	AU3167	4D0407272K	AU3325	5022285	FO3065	535015	AR3008
4A0407271CR	AU3299	4D0407272L	AU3337	5022286	FO3066	5412895	FI3015
4A0407271CS	AU3167	4D0407272M	AU3338	5022287	FO3065	547679	AR3004
4A0407271CT	AU3118	4D0407272S	AU3427	5022288	FO3066	547680	AR3004
4A0407271D	AU3342	4D0S01203D	AU3339	5022290	FO3193	5480643	CI3008
4A0407271DA	AU3302	4D0S01203E	AU3339	5024566	FO3109	548135	AR3021
4A0407271DG	AU3302	4Z7407271D	AU3415	5024567	FO3076	5508423	CI3007
4A0407271F	AU3167	4Z7407271E	AU3413	5024568	FO3088	5540795	FI3015
4A0407272AF	AU3168	4Z7407272D	AU3416	5024568	FO3109	556021100	IN3027
4A0407272AR	AU3194	4Z7407272E	AU3414	5024569	FO3088	556021101	IN3028
4A0407272AS	AU3196	4Z7407451AX	AU3413	5024572	FO3108	556021200	IN3029
4A0407272AT	AU3195	4Z7407452X	AU3416	5024573	FO3075	556021201	IN3030
4A0407272B	AU3168	4Z7501203A	AU3417	5024574	FO3087	55700559	FI3444
4A0407272BA	AU3197	5000387156	RE3070	5024574	FO3112	55700562	FI3443
4A0407272BD	AU3196	5000393910	RE3070	5024575	FO3087	5829037101	ME3035
4A0407272BF	AU3303	5003844	VO3052	5025578	FO3016	5930962	FI3078
4A0407272BG	AU3195	5003845	VO3051	5025579	FO3015	5955208	LA3054
4A0407272BH	AU3197	5003913	VO3051	5025579	FO3110	5957818	FI3064
4A0407272BS	AU3303	5003914	VO3052	5026500	FO3063	5964650	FI3069
4A0407272BT	AU3301	5018678	FO3005	5026500	FO3115	5964652	FI3068
4A0407272CA	AU3303	5018679	FO3006	5026501	FO3062	5977932	FI3065
4A0407272CQ	AU3168	5018680	FO3007	5026501	FO3114	5996763	FI3013
4A0407272CR	AU3196	5018681	FO3008	5026502	FO3066	5S61-3B436-AA	FO3223
4A0407272CS	AU3168	5018682	FO3013	5026503	FO3065	5S61-3B437-AA	FO3222
4A0407272D	AU3343	5018683	FO3014	5026504	FO3066	6001542122	DC3002
4A0407272DA	AU3303	5018684	FO3015	5026505	FO3065	6001544964	DC3009
4A0407272DC	AU3197	5018684	FO3110	5026508	FO3115	6001544965	DC3010
4A0407272DD	AU3168	5018685	FO3016	5026509	FO3114	6001548120	DC3004
4A0407272DE	AU3197	5018688	FO3014	5026510	FO3194	6001548121	DC3003
4A0407272DF	AU3196	5018689	FO3013	5026511	FO3193	6001550690	DC3014
4A0407272DG	AU3303	5018690	FO3110	5026512	FO3194	6001550691	DC3014
4A0407272DL	AU3196	5018691	FO3111	5026513	FO3193	6001551095	DC3014
4A0407272DP	AU3197	5018700	FO3028	5026514	FO3194	6001551096	DC3014
4A0407272F	AU3168	5018701	FO3027	5026515	FO3193	60141961	IV3001
4A0407451	AU3351	5018702	FO3030	5026652	FO3088	603330001	ME3036
4A0407452E	AU3352	5018703	FO3029	5026652	FO3113	60511871	AR3069
4A0407452F	AU3351	5018705	FO3031	5026653	FO3087	60543392	AR3067
4A0501203	AU3115	5018712	FO3003	5026653	FO3112	60545288	AR3059
4A0501203	AU3304	5018713	FO3074	5029036	FO3125	60545289	AR3058
4A0501203A	AU3115	5018714	FO3073	5029038	FO3123	60546641	AR3047
4A0501203B	AU3114	5018749	FO3020	5029040	FO3124	60546642	AR3048
4B0407271AS	AU3412	5018750	FO3022	5029043	FO3122	60546643	AR3085
4B0407271BB	AU3412	5018753	FO3024	50500522	AR3128	60546662	AR3048
4B0407271C	AU3095	5018754	FO3024	50500523	AR3136	60559887	AR3036
4B0407271C	AU3380	5018755	FO3212	50500529	AR3135	60562864	AR3056
4B0407271F	AU3361	5018756	FO3024	50504034	AR3128	60562865	AR3053
4B0407272AP	AU3362	5018757	FO3024	50517134	AR3127	60563302	AR3039
4B0407272C	AU3381	5018758	FO3019	506008	AR3023	60564944	AR3040
4B0407272F	AU3362	5018759	FO3021	5083616	FO3265	60568129	AR3043
4B0407418E	AU3362	5018762	FO3023	510847	AR3007	60568356	AR3060
4B0407451RX	AU3412	5018763	FO3023	51753392	FI3401	60583795	AR3051
4B3407271B	AU3382	5018764	FO3023	51754513	FI3420	60694521	AR3139
4B3407271G	AU3382	5018765	FO3025	51754514	FI3419	60694522	AR3140
4B3407272C	AU3383	5018766	FO3026	51783583	FI3460	60811528	AR3057

OE	GR	OE	GR	OE	GR	OE	GR
60815369	AR3063	6N0407272X	WW3166	701407271G	WW3240	7700102134	RE3045
623210041	SU3021	6N0407451BX	WW3225	701407271H	WW3138	7700102135	RE3045
6251701221	JP3007	6N0407451CX	WW3297	701407271K	WW3311	7700102137	RE3107
6313300501	ME3021	6N0407452BX	WW3298	701407271L	WW3313	7700102139	RE3159
6313300701	ME3021	6Q0407271AP	SK3027	701407271M	WW3312	7700102144	RE3111
6313301301	ME3021	6Q0407271AS	SK3025	701407271P	WW3312	7700102145	RE3109
6383342334	ME3029	6Q0407271AT	WW3301	701407451X	WW3263	7700102146	RE3109
6393500710	ME3082	6Q0407271BB	SK3016	701501201D	WW3381	7700102147	RE3109
65595289	CI3014	6Q0407271BC	SK3016	701501201E	WW3381	7700102701	RE3430
6596770	FO3076	6Q0407271BE	WW3303	701501202D	WW3382	7700102704	RE3045
6596773	FO3088	6Q0407271BS	WW3303	701501202E	WW3382	7700102705	RE3045
6596776	FO3075	6Q0407271CE	SE3074	7024789	FO3125	7700102925	RE3296
6596777	FO3075	6Q0407271CE	SE3086	7024790	FO3123	7700102926	RE3296
6596778	FO3087	6Q0407271DB	WW3303	7024791	FO3124	7700102978	RE3196
6596778	FO3108	6Q0407271DJ	WW3327	7024792	FO3122	7700102978	RE3223
6596779	FO3087	6Q0407271H	WW3303	7029788	FI3076	7700102979	RE3221
6669785	FO3076	6Q0407271J	SE3074	7029789	FI3075	7700102980	RE3224
6669786	FO3113	6Q0407271S	SK3016	71720909	AR3081	7700102980	RE3228
6757666	FO3129	6Q0407272AS	SK3026	71739581	FI3394	7700102981	RE3222
6757668	FO3126	6Q0407272BC	WW3302	71742703	FI3474	7700102999	RE3222
6757668	FO3127	6Q0407272BD	WW3302	71746741	FI3475	7700102999	RE3224
6757672	FO3128	6Q0407272BE	WW3302	71783011	AR3094	7700103022	RE3223
6757676	FO3126	6Q0407272BH	SK3017	71783025	FI3276	7700103146	RE3057
6757676	FO3127	6Q0407272BK	WW3304	71787113	AR3117	7700103447	RE3173
6779184	FO3066	6Q0407272CL	SE3075	71787138	AR3118	7700103448	RE3173
6779200	FO3065	6Q0407272DM	WW3328	71790991	FI3434	7700103449	RE3172
6C11-3B436-DE	FO3290	6Q0407272J	SE3075	71790994	FI3434	7700103465	RE3429
6C11-3B437-DE	FO3289	6Q0407272S	SK3017	71792561	FI3440	7700103528	RE3047
6E0407271C	WW3289	6Q0407451DX	WW3301	71792564	FI3441	7700103529	RE3088
6E0407271F	WW3281	6Q0407451EX	WW3301	71793424	FI3385	7700103530	RE3047
6E0407271G	WW3283	6Q0407451FX	WW3303	723221055	SU3022	7700103531	RE3088
6E0407272D	WW3290	6Q0407451JX	SE3074	723221392	SU3023	7700103698	RE3120
6E0407272H	WW3226	6Q0407452EX	WW3302	72GG4234AA	FO3197	7700103699	RE3116
6E0407451BX	WW3283	6Q0407452FX	WW3302	72GG4234BA	FO3003	7700103700	RE3116
6E0407451X	WW3289	6Q0407452GX	WW3302	72J10	ND3071	7700103701	RE3120
6E0407452AX	WW3226	6Q0407452HX	WW3304	7521630	BW3124	7700103702	RE3112
6E0407452X	WW3290	6Q0407452KX	SE3075	7533448	BW3122	7700103703	RE3122
6G913B436EA	FO3283	6Q0407452QX	WW3328	7533449	BW3123	7700103704	RE3122
6G913B436EB	FO3283	6QE407272P	WW3356	75525808	CI3002	7700103705	RE3114
6G913B437BA	FO3282	6R0407761	WW3389	7553588	AB3009	7700103706	RE3114
6H0407271C	WW3349	6R0407761A	WW3391	7576199	FI3068	7700103707	RE3122
6H0407272C	WW3350	6R0407761K	WW3395	7641603	FI3105	7700103708	RE3303
6K0407271A	WW3009	6R0407761S	WW3405	7667164	FI3241	7700103729	RE3213
6K0407271C	WW3009	6R0407762	WW3390	7667165	FI3240	7700103730	RE3211
6K0407272A	SE3006	6R0407762A	WW3392	7669249	FI3104	7700103776	RE3107
6K0407272G	WW3123	6R0407762K	WW3396	7680654	FI3275	7700103864	RE3174
6K0407272H	WW3006	6R0407762S	WW3406	7700100065	RE3189	7700103899	RE3304
6K0407272L	SE3006	6U0407271A	SK3003	7700100066	RE3193	7700104468	RE3254
6N0407271	WW3165	6U0407271F	SK3001	7700100067	RE3190	7700104632	RE3107
6N0407271E	WW3307	6U0407271F	SK3003	7700100068	RE3194	7700104724	RE3216
6N0407271G	WW3281	6U0407272A	SK3004	7700100069	RE3197	7700104727	RE3236
6N0407271H	WW3225	6U0407272F	SK3002	7700100070	RE3271	7700104748	RE3047
6N0407271J	WW3305	6U0407272F	SK3004	7700100071	RE3198	7700104749	RE3088
6N0407271K	WW3297	6X0407271K	WW3286	7700100072	RE3272	7700104750	RE3052
6N0407271L	WW3273	6X0407271M	WW3299	7700100270	RE3138	7700104751	RE3262
6N0407271X	WW3165	6X0407272E	WW3288	7700100299	RE3139	7700104751	RE3264
6N0407272	WW3166	6X0407272L	WW3300	7700101678	RE3190	7700104752	RE3260
6N0407272C	WW3166	6X0407451AX	WW3286	7700101679	RE3194	7700104755	RE3086
6N0407272F	WW3308	6X0407451X	WW3286	7700101680	RE3189	7700104756	RE3261
6N0407272H	WW3282	6X0407452X	WW3288	7700101681	RE3193	7700104756	RE3263
6N0407272J	WW3306	701407271	WW3237	7700101841	RE3109	7700104757	RE3259
6N0407272K	WW3298	701407271AC	WW3174	7700101842	RE3111	7700104758	RE3052
6N0407272L	WW3226	701407271B	WW3138	7700102130	RE3025	7700105486	RE3202
6N0407272M	WW3274	701407271C	WW3174	7700102132	RE3069	7700105487	RE3202
6N0407272R	WW3282	701407271F	WW3237	7700102133	RE3069	7700105612	RE3216

OE	GR	OE	GR	OE	GR	OE	GR
7700105613	RE3215	7700109836	RE3159	7700738294	RE3045	7700749739	RE3052
7700106007	RE3213	7700109856	RE3069	7700738374	RE3246	7700749960	RE3109
7700106008	RE3211	7700110482	RE3220	7700738374	RE3248	7700752368	RE3025
7700106015	RE3215	7700110484	RE3219	7700738375	RE3245	7700753328	RE3025
7700106016	RE3216	7700110685	RE3172	7700738772	RE3244	7700753332	RE3024
7700106018	RE3235	7700110966	RE3215	7700738773	RE3247	7700755302	RE3058
7700106045	RE3117	7700111031	RE3216	7700738773	RE3249	7700755304	RE3064
7700106291	RE3183	7700111077	RE3337	7700739549	RE3052	7700755306	RE3043
7700106403	RE3295	7700111079	RE3336	7700739551	RE3259	7700755308	RE3045
7700106405	RE3295	7700111259	RE3213	7700739552	RE3261	7700755310	RE3059
7700106406	RE3173	7700111260	RE3211	7700739552	RE3263	7700755312	RE3044
7700106407	RE3173	7700111363	RE3211	7700740081	RE3086	7700755314	RE3046
7700106414	RE3296	7700111364	RE3219	7700740189	RE3049	7700759830	RE3069
7700106415	RE3296	7700111365	RE3220	7700741081	RE3159	7700759836	RE3068
7700106416	RE3296	7700111367	RE3213	7700741377	RE3138	7700760036	RE3020
7700106417	RE3296	7700111507	RE3236	7700743076	RE3065	7700760359	RE3020
7700106556	RE3190	7700111914	RE3331	7700743077	RE3057	7700762799	RE3052
7700106559	RE3194	7700111916	RE3296	7700743078	RE3069	7700763744	RE3086
7700106561	RE3193	7700111916	RE3330	7700743079	RE3064	7700765899	RE3064
7700107499	RE3296	7700111918	RE3331	7700743081	RE3068	7700766223	RE3046
7700107500	RE3296	7700111920*	RE3330	7700743628	RE3160	7700766298	RE3065
7700107501	RE3295	7700111946	RE3216	7700743629	RE3158	7700766665	RE3046
7700107502	RE3295	7700112114	RE3295	7700743946	RE3051	7700766817	RE3024
7700107505	RE3172	7700112116	RE3296	7700743947	RE3089	7700766819	RE3025
7700107506	RE3172	7700112116	RE3330	7700744068	RE3161	7700768786	RE3020
7700107507	RE3173	7700112148	RE3107	7700744069	RE3160	7700769035	RE3040
7700107508	RE3173	7700112149	RE3307	7700744070	RE3159	7700769036	RE3040
7700107509	RE3173	7700112315	RE3229	7700744071	RE3159	7700770844	RE3057
7700107510	RE3173	7700112374	RE3173	7700746578	RE3245	7700771592	RE3059
7700107511	RE3296	7700112478	RE3346	7700746579	RE3247	7700771593	RE3025
7700107512	RE3296	7700112506	RE3398	7700746579	RE3249	7700771594	RE3058
7700107513	RE3173	7700112507	RE3399	7700746702	RE3078	7700771595	RE3024
7700107514	RE3173	7700112557	RE3025	7700746703	RE3077	7700771596	RE3024
7700107765	RE3229	7700112688	RE3344	7700746895	RE3047	7700771629	RE3025
7700108119	RE3075	7700112689	RE3345	7700747104	RE3274	7700771732	RE3025
7700108119	RE3108	7700113948	RE3236	7700747105	RE3272	7700772385	RE3047
7700108465	RE3197	7700114752	RE3215	7700747520	RE3090	7700772665	RE3051
7700108651	RE3173	7700115005	RE3344	7700747826	RE3024	7700774370	RE3045
7700108661	RE3429	7700115196	RE3295	7700747829	RE3025	7700776186	RE3045
7700109007	RE3160	7700115197	RE3296	7700747830	RE3025	7700776187	RE3045
7700109008	RE3158	7700115366	RE3215	7700748374	RE3260	7700776188	RE3043
7700109012	RE3213	7700115958	RE3345	7700748375	RE3262	7700776191	RE3062
7700109013	RE3211	7700272531	RE3045	7700748375	RE3264	7700776192	RE3044
7700109015	RE3075	7700272532	RE3075	7700748376	RE3047	7700776195	RE3046
7700109015	RE3108	7700272532	RE3108	7700748377	RE3088	7700776196	RE3063
7700109016	RE3075	7700272533	RE3109	7700748379	RE3086	7700778506	RE3046
7700109016	RE3108	7700272534	RE3045	7700748381	RE3053	7700778741	RE3046
7700109017	RE3110	7700272535	RE3045	7700748692	RE3159	7700850487	RE3079
7700109018	RE3110	7700473014	RE3356	7700748693	RE3063	7700850488	RE3079
7700109019	RE3075	7700655121	RE3004	7700748695	RE3046	7700850626	RE3044
7700109019	RE3108	7700671612	RE3019	7700748696	RE3044	7700851329	RE3251
7700109021	RE3045	7700673315	RE3034	7700748698	RE3062	7700851330	RE3252
7700109022	RE3064	7700674605	RE3031	7700748700	RE3045	7700851331	RE3254
7700109023	RE3068	7700674607	RE3020	7700748701	RE3043	7700851332	RE3253
7700109025	RE3024	7700684344	RE3024	7700748854	RE3046	7700851720	RE3079
7700109213	RE3213	7700689823	RE3020	7700748855	RE3045	7700853054	RE3260
7700109214	RE3211	7700691949	RE3025	7700749044	RE3075	7700853055	RE3262
7700109215	RE3213	7700714758	RE3043	7700749044	RE3108	7700853055	RE3264
7700109216	RE3211	7700714760	RE3044	7700749045	RE3045	7700853056	RE3259
7700109250	RE3107	7700716336	RE3051	7700749046	RE3043	7700853057	RE3261
7700109252	RE3216	7700716847	RE3089	7700749049	RE3046	7700853057	RE3263
7700109333	RE3236	7700717774	RE3045	7700749061	RE3109	7700853930	RE3051
7700109335	RE3236	7700717775	RE3045	7700749062	RE3109	7700853931	RE3089
7700109829	RE3045	7700724142	RE3071	7700749063	RE3044	7700853932	RE3051
7700109830	RE3045	7700737641	RE3053	7700749420	RE3052	7700853933	RE3089



OE	GR	OE	GR	OE	GR	OE	GR
7700854177	RE3052	7700862630	RE3262	7700870005	RE3252	7701349880	RE3158
7700854178	RE3049	7700862630	RE3264	7700870006	RE3254	7701349901	RE3087
7700855373	RE3086	7700862631	RE3260	7700871705	RE3138	7701349913	RE3073
7700855374	RE3047	7700862691	RE3274	7700871711	RE3139	7701349914	RE3109
7700855375	RE3088	7700862692	RE3272	7700872296	RE3109	7701349915	RE3075
7700855376	RE3161	7700862693	RE3127	7700872298	RE3109	7701349915	RE3108
7700855377	RE3086	7700862694	RE3125	7700873310	RE3201	7701349916	RE3078
7700855378	RE3052	7700862707	RE3126	7700873314	RE3172	7701349916	RE3109
7700855379	RE3047	7700862708	RE3124	7700873315	RE3172	7701349923	RE3108
7700855380	RE3088	7700862709	RE3287	7700873325	RE3173	7701349929	RE3251
7700855381	RE3053	7700862710	RE3285	7700873326	RE3173	7701349930	RE3252
7700855460	RE3051	7700862711	RE3147	7700873732	RE3304	7701349934	RE3238
7700855461	RE3089	7700862712	RE3145	7700874635	RE3160	7701349935	RE3239
7700855763	RE3074	7700862713	RE3273	7700874636	RE3159	7701349938	RE3073
7700855764	RE3075	7700862714	RE3271	7700874646	RE3122	7701349939	RE3074
7700855764	RE3108	7700862828	RE3108	7700874647	RE3303	7701349940	RE3088
7700855765	RE3073	7700862829	RE3109	7700875292	RE3236	7701349941	RE3089
7700856462	RE3124	7700862943	RE3177	7700875620	RE3175	7701349945	RE3045
7700856463	RE3124	7700862944	RE3175	77013448098	RE3004	7701349946	RE3046
7700856464	RE3124	7700862947	RE3176	77013449881	RE3158	7701349947	RE3251
7700856465	RE3124	7700862948	RE3174	7701348085	RE3006	7701349948	RE3252
7700856712	RE3069	7700862949	RE3124	7701348085	RE3007	7701349954	RE3287
7700856715	RE3068	7700863180	RE3146	7701348086	RE3006	7701349955	RE3126
7700856717	RE3158	7700863181	RE3272	7701348087	RE3012	7701349959	RE3127
7700857369	RE3071	7700863182	RE3286	7701348090	RE3277	7701349972	RE3159
7700857900	RE3109	7700863721	RE3159	7701348099	RE3014	7701349990	RE3174
7700858090	RE3252	7700863724	RE3160	7701348100	RE3016	7701349992	RE3120
7700858091	RE3253	7700864171	RE3044	7701348109	RE3072	7701349994	RE3112
7700858092	RE3254	7700864354	RE3304	7701348141	RE3015	7701349994	RE3114
7700858097	RE3251	7700864359	RE3107	7701348142	RE3013	7701349994	RE3118
7700858470	RE3040	7700864361	RE3236	7701348152	RE3017	7701349997	RE3117
7700858564	RE3078	7700865458	RE3286	7701348160	RE3018	7701349998	RE3113
7700858638	RE3045	7700865777	RE3114	7701348256	RE3017	7701349998	RE3115
7700858639	RE3045	7700865778	RE3116	7701348921	RE3031	7701349998	RE3119
7700858642	RE3045	7700865779	RE3115	7701348968	RE3019	7701349999	RE3175
7700858995	RE3299	7700865780	RE3117	7701349025	RE3266	7701351020	RE3024
7700858996	RE3297	7700866636	RE3024	7701349026	RE3034	7701351113	RE3057
7700858997	RE3300	7700866669	RE3116	7701349034	RE3020	7701351121	RE3089
7700858998	RE3298	7700866670	RE3117	7701349034	RE3048	7701351122	RE3051
7700860016	RE3161	7700867385	RE3114	7701349359	RE3024	7701351124	RE3047
7700860017	RE3161	7700867386	RE3115	7701349660	RE3025	7701351125	RE3047
7700860022	RE3139	7700867520	RE3111	7701349688	RE3089	7701351126	RE3059
7700860147	RE3109	7700867522	RE3110	7701349689	RE3047	7701351126	RE3063
7700860224	RE3089	7700868551	RE3120	7701349691	RE3063	7701351127	RE3058
7700860491	RE3075	7700868552	RE3120	7701349692	RE3158	7701351127	RE3158
7700860491	RE3108	7700868942	RE3240	7701349726	RE3044	7701351160	RE3044
7700860493	RE3109	7700868943	RE3241	7701349727	RE3043	7701351162	RE3043
7700860563	RE3079	7700868995	RE3430	7701349733	RE3051	7701351172	RE3040
7700860594	RE3139	7700869038	RE3172	7701349734	RE3047	7701351192	RE3046
7700860928	RE3053	7700869041	RE3173	7701349740	RE3065	7701351193	RE3065
7700861171	RE3047	7700869043	RE3173	7701349741	RE3045	7701351194	RE3064
7700861172	RE3088	7700869046	RE3202	7701349742	RE3045	7701351195	RE3045
7700862033	RE3274	7700869047	RE3202	7701349757	RE3024	7701351207	RE3024
7700862034	RE3272	7700869048	RE3173	7701349769	RE3040	7701351264	RE3052
7700862042	RE3124	7700869049	RE3173	7701349771	RE3046	7701351266	RE3068
7700862043	RE3124	7700869052	RE3201	7701349785	RE3068	7701351267	RE3069
7700862345	RE3120	7700869053	RE3201	7701349786	RE3069	7701351290	RE3045
7700862346	RE3120	7700869054	RE3172	7701349804	RE3046	7701351290	RE3064
7700862364	RE3052	7700869055	RE3172	7701349839	RE3052	7701351292	RE3046
7700862366	RE3053	7700869106	RE3113	7701349840	RE3053	7701351363	RE3046
7700862368	RE3086	7700869107	RE3112	7701349847	RE3044	7701351365	RE3086
7700862625	RE3077	7700869706	RE3079	7701349848	RE3043	7701351366	RE3053
7700862628	RE3261	7700869976	RE3109	7701349873	RE3063	7701351366	RE3087
7700862628	RE3263	7700869977	RE3075	7701349874	RE3159	7701351428	RE3049
7700862629	RE3259	7700869977	RE3108	7701349879	RE3062	7701351432	RE3247

OE	GR	OE	GR	OE	GR	OE	GR
7701351432	RE3249	7701351989	RE3069	7701352560	RE3173	7701468842	RE3331
7701351433	RE3244	7701351989	RE3107	7701352562	RE3172	7701468843	RE3202
7701351434	RE3245	7701351990	RE3073	7701352564	RE3172	7701468886	RE3117
7701351435	RE3244	7701351990	RE3106	7701352566	RE3173	7701468887	RE3116
7701351435	RE3246	7701351995	RE3126	7701352589	RE3175	7701468887	RE3320
7701351435	RE3248	7701351995	RE3145	7701352595	RE3201	7701469054	RE3123
7701351457	RE3261	7701351996	RE3124	7701352596	RE3199	7701469055	RE3123
7701351457	RE3263	7701352001	RE3127	7701352596	RE3201	7701469374	RE3201
7701351458	RE3244	7701352002	RE3125	7701352597	RE3202	7701469375	RE3202
7701351458	RE3259	7701352013	RE3077	7701352598	RE3200	7701469390	RE3121
7701351459	RE3262	7701352020	RE3047	7701352598	RE3202	7701469391	RE3121
7701351459	RE3264	7701352021	RE3088	7701352618	RE3193	7701469845	RE3325
7701351460	RE3260	7701352022	RE3051	7701352619	RE3194	7701469847	RE3326
7701351478	RE3063	7701352023	RE3089	7701352620	RE3197	7701469849	RE3430
7701351479	RE3159	7701352024	RE3047	7701352621	RE3271	7701469850	RE3431
7701351480	RE3159	7701352025	RE3052	7701352622	RE3198	7701469962	RE3193
7701351480	RE3161	7701352026	RE3086	7701352623	RE3272	7701469965	RE3194
7701351483	RE3062	7701352027	RE3053	7701352628	RE3183	7701469966	RE3198
7701351484	RE3158	7701352128	RE3176	7701352729	RE3295	7701470173	RE3164
7701351484	RE3160	7701352129	RE3122	7701352729	RE3331	7701470175	RE3165
7701351485	RE3138	7701352130	RE3120	7701352730	RE3296	7701470304	RE3045
7701351485	RE3160	7701352131	RE3299	7701352730	RE3330	7701470304	RE3046
7701351486	RE3158	7701352132	RE3297	7701352731	RE3173	7701470616	RE3331
7701351548	RE3090	7701352133	RE3114	7701352731	RE3295	7701470617	RE3330
7701351571	RE3159	7701352134	RE3112	7701352732	RE3296	7701470701	RE3176
7701351572	RE3158	7701352139	RE3300	7701352748	RE3215	7701470703	RE3177
7701351607	RE3079	7701352140	RE3298	7701352751	RE3254	7701470705	RE3133
7701351695	RE3109	7701352141	RE3113	7701352770	RE3213	7701470721	RE3214
7701351696	RE3078	7701352144	RE3115	7701352771	RE3211	7701471155	RE3235
7701351697	RE3109	7701352186	RE3146	7701352774	RE3214	7701473010	RE3393
7701351699	RE3108	7701352187	RE3272	7701352775	RE3212	7701473013	RE3395
7701351700	RE3077	7701352189	RE3286	7701352776	RE3214	7701473014	RE3356
7701351701	RE3108	7701352189	RE3288	7701352777	RE3212	7701498695	RE3002
7701351708	RE3251	7701352190	RE3286	7701352789	RE3174	7701498696	RE3002
7701351709	RE3252	7701352215	RE3240	7701352808	RE3216	7701498698	RE3004
7701351743	RE3089	7701352216	RE3241	7701352848	RE3215	7701498699	RE3006
7701351748	RE3251	7701352223	RE3077	7701352849	RE3216	7701498701	RE3012
7701351749	RE3251	7701352223	RE3108	7701352869	RE3229	7701498711	RE3028
7701351749	RE3253	7701352224	RE3078	7701352881	RE3219	7701498712	RE3265
7701351750	RE3252	7701352224	RE3109	7701352882	RE3218	7701498774	RE3013
7701351751	RE3252	7701352254	RE3111	7701352907	RE3197	7701498775	RE3072
7701351751	RE3254	7701352255	RE3110	7701354993	RE3116	7701498784	RE3014
7701351801	RE3108	7701352288	RE3079	7701354993	RE3319	7701498785	RE3015
7701351803	RE3238	7701352345	RE3303	7701367623	RE3256	7701498786	RE3006
7701351805	RE3239	7701352345	RE3305	7701367627	RE3255	7701498786	RE3016
7701351806	RE3073	7701352346	RE3122	7701388089	RE3072	7701498797	RE3018
7701351807	RE3074	7701352347	RE3304	7701394697	RE3020	7701498799	RE3018
7701351841	RE3088	7701352348	RE3304	7701394697	RE3048	7701498918	RE3034
7701351936	RE3045	7701352348	RE3306	7701453033	RE3278	7701498918	RE3049
7701351937	RE3045	7701352385	RE3117	7701455342	RE3002	7701498919	RE3266
7701351948	RE3124	7701352386	RE3116	7701459678	RE3028	7701498920	RE3031
7701351948	RE3126	7701352414	RE3330	7701460341	RE3265	7701498921	RE3020
7701351949	RE3124	7701352415	RE3201	7701462289	RE3041	7701498921	RE3048
7701351950	RE3287	7701352421	RE3331	7701462795	RE3070	7701498922	RE3019
7701351951	RE3285	7701352422	RE3202	7701463194	RE3057	7701498923	RE3019
7701351952	RE3273	7701352427	RE3121	7701463343	RE3071	7701498924	RE3020
7701351953	RE3271	7701352428	RE3123	7701465773	RE3079	7701498955	RE3040
7701351954	RE3147	7701352464	RE3109	7701468642	RE3305	7701498957	RE3025
7701351955	RE3145	7701352471	RE3201	7701468647	RE3306	7701498958	RE3024
7701351959	RE3125	7701352473	RE3202	7701468836	RE3201	7701499222	RE3070
7701351959	RE3274	7701352488	RE3189	7701468837	RE3438	7701499223	RE3071
7701351960	RE3127	7701352489	RE3190	7701468838	RE3330	7701551779	RE3002
7701351960	RE3272	7701352493	RE3174	7701468839	RE3201	7701551780	RE3002
7701351965	RE3139	7701352495	RE3175	7701468840	RE3202	7701551786	RE3004
7701351965	RE3161	7701352496	RE3177	7701468841	RE3439	7701551787	RE3006

OE	GR	OE	GR	OE	GR	OE	GR
7701551792	RE3006	7711135531	RE3355	7L0501201C	WW3370	8200014353	RE3497
7701565650	RE3072	7711135532	RE3394	7L6407271A	WW3347	8200024622	RE3230
7701565651	RE3072	7711135777	RE3405	7L6407271B	WW3345	8200024815	RE3214
7701568068	RE3006	7711368273	RE3414	7L6407271D	WW3345	8200026791	RE3356
7701568074	RE3016	7711368565	RE3468	7M0407271C	WW3365	8200026912	RE3356
7701568075	RE3016	7711368566	RE3467	7M0407271L	WW3254	8200027842	RE3258
7701582927	RE3018	7711368884	RE3406	7M0407271M	WW3365	8200027881	RE3257
7702112151	RE3025	7711368894	RE3236	7M0407271Q	WW3254	8200029470	RE3184
7702112152	RE3025	7711497204	RE3480	7M0407271R	WW3254	8200030619	RE3362
7702112154	RE3024	7711497233	RE3385	7M0407272A	WW3222	8200031108	RE3133
7702144359	RE3058	7711497634	RE3485	7M0407272AV	WW3255	8200031134	RE3229
7702144361	RE3059	7722660	LA3057	7M0407272AX	WW3222	8200031137	RE3229
7702144363	RE3043	7724184	FI3094	7M0407272CX	WW3310	8200031149	RE3183
7702144365	RE3044	7726871	LA3187	7M0407272E	WW3222	8200032887	RE3399
7702144368	RE3043	7729623	LA3187	7M0407272F	WW3255	8200032891	RE3398
7702145258	RE3025	7739015	LA3127	7M0407272H	WW3255	8200035673	RE3354
7702145588	RE3064	7739016	LA3128	7M0407272K	WW3255	8200045471	RE3376
7702145589	RE3046	7740977	LA3129	7M0407452BX	WW3222	8200052420	RE3393
7702145590	RE3046	7754409	FI3337	7M0407452X	WW3222	8200052421	RE3392
7702145591	RE3068	7754409	LA3142	7M0501201A	WW3319	8200052426	RE3222
7702145592	RE3069	7770716	FI3183	7M0501202	FO3244	8200052427	RE3222
7702150458	RE3062	7770720	FI3182	7M0501202A	WW3320	8200052427	RE3226
7702150459	RE3063	7771707	FI3096	7M050201	FO3243	8200052428	RE3196
7702150460	RE3160	7771863	FI3094	7M3407271	FO3228	8200052428	RE3223
7702150461	RE3159	77718690	FI3135	7M3407271A	FO3227	8200052428	RE3227
7702150462	RE3159	7782545	FI3085	7M3407271DX	WW3309	8200052429	RE3221
7702151062	RE3109	7794472	LA3166	7M3407271E	FO3227	8200052429	RE3225
7708751980	RE3024	7837456	OP3010	7M3407271F	FO3228	8200063808	RE3399
7708751982	RE3025	7837457	OP3011	7M3407271H	WW3309	8200064731	RE3330
7708758045	RE3058	78GG4234AA	FO3003	7M3407271M	FO3228	8200064947	RE3213
7708758046	RE3064	78TT3A425AD	FO3025	7M3407271N	FO3228	8200065334	RE3372
7708758047	RE3043	7910028946	PE3002	7M3407271P	FO3228	8200069146	RE3324
7708758049	RE3059	795067	AR3007	7M3407271Q	FO3227	8200069147	RE3323
7708758050	RE3044	795068	AR3007	7M3407272A	WW3222	8200075501	RE3107
7708758051	RE3046	795138	AR3008	7M3407272D	WW3310	8200075519	RE3236
7711130027	RE3114	795225	AR3023	7M3407272E	FO3292	8200079913	RE3415
7711130028	RE3115	795283	AR3004	7M3407452AX	WW3222	8200087856	RE3332
7711130045	RE3320	795284	AR3004	803407271	AU3305	8200087857	RE3332
7711134326	RE3215	79TT3A425AC	FO3026	803407271D	AU3029	8200087859	RE3332
7711134777	RE3415	79TT3A425DA	FO3026	803407271E	AU3278	8200090175	RE3336
7711134780	RE3354	7D0407271A	WW3294	803407271K	AU3280	8200095539	RE3332
7711134940	RE3295	7H0407271AA	WW3366	803407272A	AU3279	8200107530	RE3362
7711134941	RE3296	7H0407271AC	WW3366	803407272E	AU3281	8200110754	RE3330
7711134955	RE3215	7H0407271AF	WW3366	807407271A	AU3034	8200114426	RE3373
7711135005	RE3365	7H0407271AH	WW3366	807407272A	AU3035	8200114508	RE3214
7711135016	RE3236	7H0407271AK	WW3371	8111303	VO3034	8200114509	RE3212
7711135196	RE3398	7H0407271E	WW3371	8111304	VO3033	8200116063	RE3214
7711135204	RE3229	7H0407271Q	WW3366	8111306	VO3051	8200116064	RE3212
7711135206	RE3295	7H0407271T	WW3371	811407271H	AU3017	8200126445	RE3215
7711135206	RE3331	7H0407272AC	WW3367	811407271M	AU3123	8200128122	RE3214
7711135207	RE3296	7H0407272AJ	WW3372	811407271N	AU3308	8200133289	RE3435
7711135208	RE3295	7H0407272AL	WW3367	811407271P	AU3019	8200137917	RE3345
7711135243	RE3236	7H0407272BB	WW3367	811407272C	AU3020	8200137918	RE3344
7711135246	RE3213	7H0407272BC	WW3372	811407272D	AU3018	8200144764	RE3377
7711135267	RE3183	7H0407272BD	WW3367	811407272H	AU3046	8200144765	RE3377
7711135277	RE3196	7H0407272BK	WW3372	811407272J	AU3309	8200144781	RE3376
7711135277	RE3223	7H0407272BL	WW3367	811407272K	AU3020	8200163679	RE3236
7711135278	RE3221	7H0407272CH	WW3372	811501203B	AU3161	8200164147	RE3359
7711135279	RE3222	7H0407272S	WW3372	811501203C	AU3159	8200164149	RE3360
7711135280	RE3222	7H0407451AX	WW3366	811501203D	AU3112	8200168513	RE3337
7711135319	RE3362	7H0407451DX	WW3366	811501203E	AU3157	8200169163	RE3358
7711135322	RE3423	7L0407271A	WW3346	811501204B	AU3113	8200169164	RE3357
7711135403	RE3413	7L0407271B	WW3346	811501204C	AU3158	8200169176	RE3417
7711135411	RE3414	7L0407271C	WW3346	8200014107	RE3361	8200169177	RE3423
7711135530	RE3392	7L0501201A	WW3370	8200014111	RE3353	8200169271	RE3356

OE	GR	OE	GR	OE	GR	OE	GR
8200169272	RE3395	8200331518	RE3402	8200511116	RE3367	8200863524	DC3014
8200169273	RE3394	8200331639	RE3376	8200511122	RE3347	8200863653	DC3014
8200169277	RE3356	8200341698	RE3411	8200511220	RE3454	8200930507	DC3019
8200169279	RE3355	8200351249	RE3406	8200531844	RE3242	8200934409	RE3484
8200169281	RE3222	8200356803	RE3367	8200531894	RE3497	8200934673	RE3491
8200169281	RE3228	8200358168	RE3375	8200531910	RE3446	8200934675	RE3492
8200169282	RE3222	8200362064	RE3390	8200531911	RE3382	8200934676	RE3477
8200169288	RE3352	8200363697	RE3468	8200535798	RE3390	8200934677	RE3478
8200169291	RE3324	8200363698	RE3467	8200535799	RE3390	8200939981	DC3016
8200171562	RE3414	8200375538	RE3406	8200535800	RE3390	8201055673	RE3375
8200173584	RE3331	8200376094	RE3405	8200535800	RE3391	8201187694	DC3015
8200178618	RE3196	8200376095	RE3406	8200535802	RE3391	8201235787	RE3479
8200178618	RE3223	8200378880	RE3412	8200538738	RE3390	8201235845	RE3480
8200178618	RE3227	8200379235	RE3348	8200538941	RE3477	8201235920	RE3478
8200178624	RE3351	8200379236	RE3347	8200543477	DC3014	8201236059	RE3485
8200179212	RE3323	8200383707	RE3403	8200543868	RE3390	8201236077	RE3483
8200198015	RE3364	8200383708	RE3404	8200543868	RE3391	8201272648	RE3486
8200198016	RE3363	8200387424	RE3414	8200557126	RE3412	8202072	VO3029
8200213353	RE3501	8200387439	RE3414	8200559377	RE3374	82443534	LA3054
8200216017	RE3498	8200387466	RE3417	8200575489	RE3405	8250472	VO3031
8200216519	RE3406	8200387522	RE3498	8200575490	RE3406	836AE.ZJ.E176	LA3090
8200216625	RE3449	8200388506	RE3367	8200590972	RE3414	836AH.2A.E	FI3135
8200225099	RE3497	8200388900	DC3008	8200613822	RE3365	838AB.5AA.E	LA3097
8200226057	RE3434	8200388903	DC3007	8200613827	RE3368	839AB.LBA.E009	LA3112
8200228393	RE3413	8200408417	RE3374	8200613828	RE3383	83BG4234AB	FO3032
8200231680	RE3213	8200411381	RE3454	8200618168	RE3480	83BG4234BB	FO3031
8200231935	RE3214	8200414937	RE3389	8200618182	RE3479	83BG4234EB	FO3028
8200231936	RE3212	8200414939	RE3388	8200622835	RE3370	83BG4234FB	FO3027
8200231949	RE3308	8200432514	RE3347	8200623807	RE3367	83BG4234JB	FO3030
8200231950	RE3107	8200432515	RE3347	8200624049	RE3214	83BG4234KB	FO3029
8200231956	RE3236	8200436366	RE3364	8200626032	RE3370	84FG3A425DA	FO3064
8200232883	RE3362	8200436848	RE3423	8200626038	RE3348	853407271C	AU3019
8200232886	RE3361	8200436849	RE3435	8200626040	RE3406	853407272C	AU3020
8200233728	RE3497	8200439891	RE3435	8200626043	RE3347	855407271	AU3027
8200235096	RE3215	8200440187	RE3374	8200659626	RE3479	855407271B	AU3306
8200236089	RE3371	8200441361	RE3423	8200659627	RE3480	855407272	AU3028
8200236092	RE3365	8200444438	DC3005	8200661507	RE3452	855407272B	AU3307
8200236096	RE3366	8200444442	RE3423	8200676172	RE3478	857407271A	AU3105
8200236107	RE3365	8200452268	RE3419	8200676174	RE3491	857407271C	AU3111
8200236108	RE3215	8200452269	RE3418	8200676176	RE3492	857407271D	AU3162
8200236114	RE3218	8200452272	RE3444	8200684084	RE3433	857407271E	AU3160
8200236116	RE3370	8200452273	RE3445	8200687739	RE3442	857407272A	AU3104
8200240421	RE3212	8200467679	RE3434	8200687740	RE3443	857407272C	AU3110
8200240425	RE3365	8200470129	RE3415	8200690053	RE3367	85GG4234CA	FO3074
8200240430	RE3366	8200470131	RE3422	8200725499	RE3450	85GG4234DA	FO3073
8200255027	RE3401	8200470133	RE3413	8200725500	RE3451	8601096	VO3051
8200259911	RE3414	8200472158	RE3385	8200725502	RE3451	8601097	VO3052
8200261840	RE3374	8200477655	RE3360	8200725504	RE3490	8601098	VO3051
8200261841	RE3375	8200477656	RE3359	8200725512	RE3495	8601099	VO3052
8200264665	RE3368	8200482429	RE3432	8200725513	RE3496	8601101	VO3018
8200264667	RE3347	8200482435	RE3452	8200749390	RE3391	8601102	VO3021
8200264668	RE3348	8200482436	RE3453	8200768656	RE3486	8601103	VO3022
8200267040	RE3382	8200484373	DC3006	8200771527	RE3484	8601462	VO3021
8200267041	RE3383	8200485576	RE3196	8200776533	RE3388	8601570	VO3078
8200278602	RE3409	8200485576	RE3223	8200776535	RE3444	8601571	VO3065
8200278603	RE3410	8200485576	RE3227	8200776537	RE3444	8601572	VO3066
8200283030	RE3382	8200485578	RE3351	8200776538	RE3418	8601573	VO3075
8200299844	RE3359	8200485590	RE3357	8200788672	RE3450	8601574	VO3076
8200302822	RE3448	8200486092	RE3447	8200788674	RE3451	8601581	VO3073
8200310122	RE3405	8200499304	DC3012	8200820344	DC3015	8601582	VO3074
8200323959	RE3045	8200499306	DC3013	8200842365	RE3461	8601637	VO3077
8200323959	RE3046	8200499585	RE3374	8200842369	RE3462	8601767	VO3071
8200323960	RE3045	8200499586	RE3375	8200843879	RE3483	8601769	VO3072
8200327707	RE3406	8200503358	DC3012	8200844454	RE3366	8601853	VO3067
8200330413	RE3384	8200503359	DC3013	8200847584	RE3450	8601854	VO3068

OE	GR	OE	GR	OE	GR	OE	GR
8601855	VO3069	8827800	SA3032	895407272C	AU3089	8D0407272AN	AU3127
8601856	VO3070	8827800	SA3033	895407272D	AU3123	8D0407272AP	AU3076
8602095	VO3030	8827818	SA3032	895407272E	AU3275	8D0407272AQ	AU3080
8602574	VO3067	8827826	SA3035	895407272F	AU3191	8D0407272AR	AU3439
8602575	VO3068	8827834	SA3035	89FX3219BA	FO3066	8D0407272BB	AU3095
8602577	VO3069	8827842	SA3014	89FX3219EA	FO3194	8D0407272BC	AU3333
8602578	VO3070	8827859	SA3012	89FX3220CA	FO3065	8D0407272BE	AU3331
8602607	VO3075	8827875	SA3010	89FX3220EA	FO3065	8D0407272BJ	AU3127
8602608	VO3076	8827883	SA3002	8A0407271A	AU3100	8D0407272BJ	WW3218
8603251	VO3081	8827891	SA3004	8A0407271AE	AU3122	8D0407272BQ	AU3360
8603252	VO3083	8827982	SA3035	8A0407271AG	AU3100	8D0407272BQ	WW3296
8643437	VO3051	8827990	SA3034	8A0407271AM	AU3098	8D0407272CL	AU3127
867407271	AU3001	8828006	SA3032	8A0407271AQ	AU3268	8D0407272CM	AU3333
867407272	AU3002	893407271	AU3006	8A0407271AT	AU3113	8D0407272DF	AU3095
871407271	AU3001	893407271AB	AU3008	8A0407271AT	AU3190	8D0407272DL	AU3076
871407271CX	WW3165	893407271AC	AU3206	8A0407272A	AU3101	8D0407272DM	AU3331
871407271X	AU3001	893407271B	AU3006	8A0407272AB	AU3269	8D0407272DP	AU3127
871407272	AU3002	893407271BB	AU3092	8A0407272AE	AU3123	8D0407272DT	AU3095
871407272B	AU3002	893407271BD	AU3272	8A0407272AM	AU3099	8D0407272EA	AU3333
871407272D	AU3002	893407271BE	AU3274	8A0407272AT	AU3191	8D0407272EC	AU3095
871407272X	AU3002	893407271BM	AU3326	8A0407272D	AU3109	8D0407272EH	AU3095
87AX3219AA	FO3006	893407271BN	AU3328	8A0407451EX	AU3098	8D0407272EJ	AU3336
87AX3219BA	FO3008	893407271BQ	AU3268	8A0407452EX	AU3099	8D0407272EK	AU3360
87AX3219CA	FO3014	893407271CB	AU3270	8A0501203E	AU3263	8D0407272EL	AU3095
87AX3219DA	FO3016	893407271D	AU3063	8A0501203G	AU3133	8D0407451AV	AU3079
87AX3219FA	FO3013	893407271F	AU3006	8A0501203J	AU3263	8D0407451AX	AU3079
87AX3219GA	FO3111	893407271H	AU3061	8A0501203K	AU3132	8D0407451BV	AU3126
87AX3219JA	FO3016	893407271K	AU3202	8A0501203L	AU3133	8D0407451BV	WW3217
87AX3220AA	FO3005	893407271L	AU3120	8D0407271AC	AU3330	8D0407451BX	AU3126
87AX3220BA	FO3007	893407271N	AU3188	8D0407271AH	AU3425	8D0407451BX	WW3217
87AX3220CA	FO3013	893407271P	AU3113	8D0407271AJ	AU3094	8D0407451CV	AU3094
87AX3220DA	FO3015	893407271P	AU3190	8D0407271AL	AU3332	8D0407451CX	AU3094
87AX3220DA	FO3110	893407272	AU3007	8D0407271AN	AU3126	8D0407451DV	AU3330
87AX3220FA	FO3014	893407272A	AU3203	8D0407271AN	WW3217	8D0407451DX	AU3330
87AX3220GA	FO3110	893407272AB	AU3006	8D0407271AP	AU3075	8D0407451FX	WW3217
87AX3220JA	FO3015	893407272AB	AU3009	8D0407271AQ	AU3079	8D0407451MX	AU3079
87AX3220JA	FO3110	893407272B	AU3006	8D0407271AR	AU3079	8D0407451MX	AU3438
87FX3219AA	FO3020	893407272B	AU3009	8D0407271AR	AU3438	8D0407451NX	AU3359
87FX3219BA	FO3022	893407272BB	AU3093	8D0407271BA	AU3075	8D0407451NX	WW3295
87FX3219CA	FO3066	893407272BM	AU3327	8D0407271BB	AU3094	8D0407451PV	AU3094
87FX3219FA	FO3024	893407272BN	AU3329	8D0407271BC	AU3332	8D0407451PX	AU3094
87FX3219GA	FO3024	893407272C	AU3207	8D0407271BJ	WW3217	8D0407451RX	AU3094
87FX3219HA	FO3212	893407272CB	AU3271	8D0407271BP	AU3333	8D0407451V	AU3075
87FX3219KA	FO3024	893407272D	AU3064	8D0407271BQ	AU3359	8D0407451X	AU3075
87FX3219LA	FO3024	893407272E	AU3275	8D0407271BQ	WW3295	8D0407452AV	AU3080
87FX3219MA	FO3039	893407272F	AU3007	8D0407271CL	AU3126	8D0407452AX	AU3080
87FX3219NA	FO3210	893407272H	AU3062	8D0407271CM	AU3332	8D0407452BV	AU3127
87FX3220AA	FO3019	893407272L	AU3121	8D0407271DF	AU3094	8D0407452BX	AU3127
87FX3220BA	FO3021	893407272N	AU3189	8D0407271DL	AU3075	8D0407452CV	AU3095
87FX3220FA	FO3023	893407272P	AU3191	8D0407271DP	AU3126	8D0407452CX	AU3095
87FX3220GA	FO3023	893407272Q	AU3273	8D0407271DQ	AU3094	8D0407452KX	AU3439
87FX3220HA	FO3211	893407275AX	AU3272	8D0407271DT	AU3094	8D0407452MX	AU3360
87FX3220KA	FO3023	893407275BX	AU3326	8D0407271EA	AU3332	8D0407452MX	WW3296
87FX3220MA	FO3038	893407276AX	AU3327	8D0407271EB	WW3295	8D0407452V	AU3076
87FX3220NA	FO3209	893501203A	AU3340	8D0407271EC	AU3094	8D0407452X	AU3076
8827701	SA3001	893501204A	AU3341	8D0407271ED	AU3332	8E0407271AA	AU3399
8827719	SA3003	893501204H	AU3341	8D0407271EH	AU3094	8E0407271AE	AU3419
8827727	SA3009	895407271	AU3010	8D0407271EJ	AU3333	8E0407271AH	AU3407
8827735	SA3009	895407271	AU3190	8D0407271EK	WW3295	8E0407271AT	AU3403
8827743	SA3016	895407271C	AU3088	8D0407271EL	AU3094	8E0407271BE	AU3379
8827750	SA3011	895407271D	AU3122	8D0407272AC	AU3331	8E0407271BJ	AU3433
8827768	SA3013	895407271F	AU3113	8D0407272AH	AU3426	8E0407271BK	AU3379
8827776	SA3015	895407271F	AU3190	8D0407272AJ	AU3095	8E0407271S	AU3373
8827784	SA3031	895407272	AU3011	8D0407272AK	AU3333	8E0407271T	AU3379
8827792	SA3034	895407272	AU3191	8D0407272AL	AU3333	8E0407272AA	AU3400



OE	GR	OE	GR	OE	GR	OE	GR
8E0407272AE	AU3420	90348326	OP3026	9122568	VO3016	95555116	FI3106
8E0407272AH	AU3408	90348327	OP3027	9122568	VO3018	95555117	CI3031
8E0407272AT	AU3404	90348330	OP3082	91225680	VO3020	95555117	CI3059
8E0407272BJ	AU3434	90350720	OP3048	9122569	VO3051	95559545	CI3005
8E0407272S	AU3374	90350721	OP3047	9122570	VO3052	95563213	CI3019
8E0407451GX	AU3373	90350824	OP3028	9122833	VO3051	95582409	PE3001
8E0407451HX	AU3379	90350824	OP3030	9122919	VO3021	95582414	CI3002
8E0407451JX	AU3373	90350865	OP3024	9122920	VO3022	95582415	CI3005
8E0407452GX	AU3374	90350865	OP3050	9122921	VO3051	95582416	CI3006
8E0407452JX	AU3374	90350905	OP3025	91433200900	PO3011	95582440	FI3015
8E0501203B	WW3352	90350905	OP3049	91433200903	PO3011	95591073	CI3040
8E0501203BX	WW3352	90350907	OP3029	9163584	VO3052	95591074	CI3041
8K0407271Q	AU3437	90350907	OP3031	9163588	VO3018	95592320	CI3006
8N0407271D	AU3377	90350908	OP3026	9163592	VO3052	95595287	PE3008
8N0407271E	AU3421	90350908	OP3053	9163593	VO3051	9559529280	FI3016
8N0407272D	AU3378	90350909	OP3027	9183785	VO3021	9559529480	CI3031
8N0407272E	AU3422	90350909	OP3054	9186550	OP3296	95601867	CI3021
8Z0407271AK	AU3363	90350910	OP3083	9186552	OP3328	95601887	CI3021
8Z0407271AL	AU3367	90350910	OP3166	9194469	OP3270	95602238	PE3007
8Z0407271AM	AU3369	90369289	OP3085	9198695	OP3274	95602241	PE3203
8Z0407271AN	AU3367	90369290	OP3087	91AX3219AA	FO3109	95602248	CI3014
8Z0407271AP	AU3367	90465865	OP3088	91AX3219DA	FO3088	95602338	PE3202
8Z0407271AQ	AU3369	90511255	OP3053	91AX3219GA	FO3076	95605804	CI3031
8Z0407271AR	AU3365	90511447	OP3196	91AX3220AA	FO3108	95606396	PE3202
8Z0407271BJ	AU3367	90512304	OP3194	91AX3220BA	FO3075	95606796	CI3050
8Z0407272AC	AU3368	90512385	OP3195	91AX3220CA	FO3112	95606796	PE3007
8Z0407272AL	AU3364	90512386	OP3193	91AX3220DA	FO3087	95606797	CI3051
8Z0407272AM	AU3370	90512387	OP3197	9200333	OP3314	95606797	PE3203
8Z0407272AN	AU3368	90512983	OP3192	9200334	OP3315	95606802	CI3014
8Z0407272AP	AU3370	90538603	OP3201	9206561	OP3223	95606804	CI3031
8Z0407272AR	AU3366	90538604	OP3204	9206563	OP3222	95607386	CI3034
8Z0407272BJ	AU3368	90538605	OP3205	9214011	OP3309	95607388	CI3038
8Z0407451AX	AU3367	90539771	OP3202	9214013	OP3308	95607391	CI3033
8Z0407452AX	AU3368	90539783	OP3203	92333203302	PO3002	95607392	CI3013
90090641	OP3009	90FX3219AA	FO3063	92400981	FI3013	95607393	CI3037
90095478	OP3012	90FX3219AA	FO3115	92601185	FI3067	95616788	CI3010
90121881	OP3003	90FX3219BA	FO3066	92601186	FI3066	95616789	CI3010
90121913	OP3012	90FX3219CA	FO3066	92832303343	PO3016	95616790	CI3011
90121913	OP3013	90FX3219EA	FO3066	92833203306	PO3014	95616791	CI3011
9013300001	ME3075	90FX3219FA	FO3115	92833203330	PO3015	95616792	CI3035
90157133	OP3012	90FX3219GA	FO3194	92833203335	PO3016	95616793	CI3035
90157134	OP3013	90FX3219HA	FO3194	92833203340	PO3015	95616794	CI3036
90157211	OP3004	90FX3219KA	FO3194	92833203341	PO3016	95616795	CI3036
90157254	OP3004	90FX3220AA	FO3114	92833203344	PO3016	95618333	CI3033
90199428	OP3003	90FX3220BA	FO3065	92AX3219HA	FO3113	95618334	CI3010
90216102	OP3003	90FX3220EA	FO3065	930.AE.2GA.E	AR3041	95618335	CI3013
90216103	OP3004	90FX3220FA	FO3114	93033203700	PO3003	95618337	CI3037
90216108	OP3003	90FX3220HA	FO3193	93033203704	PO3007	95618338	CI3038
90216109	OP3004	90FX3220KA	FO3193	93033203900	PO3003	95618339	CI3012
90222598	OP3023	9109720	OP3273	93299250	OP3321	95618340	CI3013
90251680	OP3022	9109721	OP3271	93299251	OP3320	95619478	CI3014
903111804	VO3047	9109946	OP3272	932AB.6AA.E	AR3081	95619479	CI3050
90311705	VO3003	91133202414	PO3004	936.AB.9.AA.E	AR3080	95619479	PE3202
9031175	VO3010	91133203308	PO3001	936AB.4MA.E	AR3079	95619480	CI3051
90311754	VO3048	91166707	OP3229	93733202101	PO3012	95619480	PE3203
9031180	VO3009	91166708	OP3228	93850890	OP3267	95619481	CI3040
9031436	VO3007	91168794	OP3229	93850891	OP3266	95619482	CI3041
9031437	VO3008	91168795	OP3228	93852699	OP3228	95624470	CI3050
90348316	OP3051	9117408	OP3201	94433203801	PO3017	95624471	CI3051
90348317	OP3025	9117409	OP3204	95025832	CI3193	95624472	CI3052
90348317	OP3052	9117410	OP3205	95025833	CI3194	95624473	CI3053
90348324	OP3028	9117413	OP3202	95133203802	PO3017	95624994	CI3020
90348324	OP3034	9117414	OP3203	95133203803	PO3017	95624995	CI3021
90348325	OP3029	9122567	VO3015	95540795	FI3015	95631410	CI3052
90348325	OP3035	91225672	VO3019	95555116	FI3016	95631411	PE3007

OE	GR	OE	GR	OE	GR	OE	GR
95631413	CI3053	96145819	CI3066	9650624180	CI3290	ADU9660	RV3067
95631414	CI3051	96145819	CI3068	9650624280	CI3289	ADU9660	RV3076
95640036	CI3042	96145819	CI3144	96533203710	PO3008	ADU9689	RV3067
95640036	CI3167	96164213	CI3080	96601868	CI3020	ADU9694	RV3067
95640053	CI3043	96164213	CI3134	9671573180	PE3354	ADU9694	RV3076
95640053	CI3168	96164213	CI3278	9671573280	PE3355	ADU9695	RV3068
95643952	CI3066	96164350	CI3080	96FG3A428DB	FO3205	ADU9695	RV3075
95643952	CI3068	96167303	CI3015	979007067R	TA3032	ADV3985	RV3031
95643952	CI3144	96167303	CI3050	979007207R	TA3038	C2S51198	JG3002
95643956	CI3064	96167304	CI3051	979007217R	TA3037	CDU1495	RV3053
95644258	CI3063	96167304	CI3090	979007267R	TA3018	CDU1496	RV3046
95644260	CI3065	96171856	CI3050	979007277R	TA3017	CDU1497	RV3045
95644260	CI3067	96171856	CI3071	9800389380	PE3364	CDU1814	RV3048
95644260	CI3143	96171857	CI3051	9801611180	PE3367	CDU1815	RV3047
95644403	CI3024	96171857	CI3090	9803959580	PE3365	F00125400A	MZ3001
95644404	CI3025	96171858	CI3015	9803959680	PE3366	F00125400B	MZ3001
95648544	CI3050	96171861	CI3016	9803966280	PE3348	F00125600A	MZ3002
95648545	CI3051	96171871	CI3197	9803966380	PE3349	F00125600B	MZ3002
95648547	CI3020	96171873	CI3090	9803968480	PE3352	F02325400	MZ3010
95648548	CI3021	96171874	CI3089	9803968580	PE3353	F02325600	MZ3009
95655261	CI3168	96171875	CI3090	98633202450	PO3021	F06925600D	MZ3065
95655262	CI3167	96173636	CI3090	99333202400	PO3022	FA09-25-50XF	MZ3066
95666908	CI3075	96173638	CI3090	A1633300101	ME3047	FRC9518	RV3137
95666909	CI3076	9617408188	FI3218	A1633300201	ME3048	FRC9519	RV3138
95666940	CI3075	9617408288	FI3219	A1633300301	ME3048	G00125500	MZ3015
9566694077	PE3077	96177247	CI3016	A1633300401	ME3047	G00125500A	MZ3015
95666941	CI3076	96177248	CI3015	A1633300501	ME3048	G00125500B	MZ3015
9566694187	PE3078	96184031	FI3106	A1633500110	ME3072	GCV1007	RV3008
95669013	CI3044	96184033	CI3059	A1633500210	ME3072	GCV1008	RV3001
95669014	CI3045	96184035	FI3107	A1643302301	ME3063	GCV1009	RV3002
95VW3B436BA	FO3186	9619947588	FI3214	A1643302401	ME3064	GCV1015	RV3067
95VW3B437CB	FO3291	9619947688	FI3215	A1643302701	ME3063	GCV1015	RV3076
95VW4N274AA	FO3244	96257821	DW3011	A1643302801	ME3064	GCV1024	RV3007
95VW4N275AA	FO3243	96257822	DW3012	A2023505610	ME3024	GCV1027	RV3053
96009409	PE3202	96257823	DW3017	A2023508410	ME3046	GCV1031	RV3045
96009410	PE3203	96257824	DW3018	A4513570501	ME3093	GCV1035	RV3045
96021730	PE3046	96287813	DW3055	A4513570601	ME3094	GCV1070	RV3078
96021731	PE3047	96287814	DW3056	A4543300401	ME3066	GCV1071	RV3077
96031845	CI3090	96298502	DW3052	A4543300701	ME3067	GCV1106	RV3031
96033355	CI3020	9630767280	PE3188	A4543301101	ME3066	GCV1107	RV3032
96033369	CI3021	9630767880	PE3190	A4543301201	ME3067	GCV1109	RV3068
96042941	CI3020	96326879	CI3269	A4543302501	ME3066	GCV1109	RV3075
96042942	CI3021	9636297180	PE3270	A6383342334	ME3029	GCV1110	RV3065
96048666	PE3048	9636786780	PE3258	ADU3984	RV3032	GCV1111	RV3066
96048667	PE3049	9636786880	PE3259	ADU4152	RV3022	GX10701A	CI3004
96048974	CI3050	9637117780	PE3262	ADU4153	RV3021	KK38825400A	KI3026
96048975	CI3051	9637117880	PE3261	ADU5308	RV3066	KK38825600A	KI3025
96049016	PE3007	9638016580	CI3253	ADU5309	RV3065	KK3892540XA	KI3024
96049018	PE3008	9638016880	CI3298	ADU7153	RV3068	KK3892560XA	KI3023
96072988	CI3044	9638226380	CI3276	ADU7153	RV3075	MB176160	MT3072
96072989	CI3045	9638226480	CI3275	ADU7154	RV3067	MB176161	MT3073
96074111	CI3059	9639354480	CI3292	ADU7154	RV3076	MB837433	MT3033
9607411180	FI3106	9639508780	CI3267	ADU7772	RV3002	MR110406	MT3034
96074114	FI3106	9640127580	CI3253	ADU7773	RV3001	MR111367	MT3088
9607411480	FI3107	9641777180	CI3266	ADU8974	RV3067	MR111368	MT3089
96085457	CI3197	96433202408	PO3005	ADU8974	RV3076	MR276870	MT3101
96086458	CI3090	96433202409	PO3010	ADU8975	RV3068	MR276871	MT3100
96091416	CI3090	96434903822	PO3009	ADU8975	RV3075	MR377575	MT3088
96129064	CI3079	9644292880	PE3292	ADU9070	RV3067	MR377576	MT3089
96141635	CI3133	9645248880	FI3432	ADU9070	RV3076	MR377713	MT3110
9614188080	CI3061	9645248980	FI3433	ADU9071	RV3068	MR377715	MT3112
9614188180	CI3062	9645249280	FI3385	ADU9071	RV3075	MR582021	MT3106
96145818	CI3065	9645249280	LA3201	ADU9653	RV3065	MR582022	MT3107
96145818	CI3067	9645249380	LA3202	ADU9659	RV3068	MR910888	MT3111
96145818	CI3143	9647906480	PE3303	ADU9659	RV3075	MR910890	MT3113

OE	GR	OE	GR	OE	GR	OE	GR
MR912135	MT3104	SE022141921D	SE3060				
MR912136	MT3105	T010703	VO3062				
P04641883AA	CH3025	T990712	VO3061				
P04641884AA	CH3026	TDB000070	RV3160				
P04668921	CH3023	TDB000100	RV3168				
P4808580	CH3008	TDB000360	RV3153				
P4808883	CH3007	TDB103520	RV3153				
P614079	VO3061	TDB104020	RV3139				
P614084	VO3062	TDB104030	RV3140				
P9463757	VO3065	TDB104980	RV3149				
P9463758	VO3066	TDB104990	RV3150				
PMR980747	ME3066	TDC100670	RV3169				
PMR980748	ME3067	TDC100680	RV3154				
R89FX3219AA	FO3115	TDC100690	RV3155				
R89FX3219BA	FO3066	TDJ001173EVA	RV3042				
R89FX3219CA	FO3066	TDR100650EVA	RV3041				
R89FX3219DA	FO3066	V85883A427AA	FO3188				
R89FX3220AA	FO3062	V89883A427AB	FO3252				
R89FX3220AA	FO3114	V89883A427BA	FO3253				
R89FX3220BA	FO3065	YM213B437AB	FO3228				
R89FX3220CA	FO3065	YM213B437AC	FO3228				
R89FX3220DA	FO3065	YM213B437BB	FO3227				
R92AX3219DA	FO3088	YM213B437BC	FO3227				
R92AX3219DA	FO3113						
R92AX3220DA	FO3087						
R92AX3220DA	FO3112						
R93BG3B436AAE	FO3125						
R93BG3B436ABE	FO3129						
R93BG3B436AE	FO3123						
R93BG3B436BE	FO3127						
R93BG3B437AAE	FO3124						
R93BG3B437ABE	FO3128						
R93BG3B437AE	FO3122						
R93BG3B437BD	FO3126						
R93BG3B437BE	FO3126						
R94FX3219BA	FO3184						
R94FX3220BA	FO3181						
R97AX3220BA	FO3216						
R97FX-3219-DA	FO3207						
R97FX-3220-DA	FO3206						
R97FX3219BA	FO3119						
R97FX3219CA	FO3205						
R97FX3220BA	FO3118						
R97FX3220CA	FO3215						
RM2S61-3B436-AC	FO3259						
RM2S61-3B436-BC	FO3223						
RM2S61-3B437-AB	FO3258						
RM2S61-3B437-AC	FO3258						
RM2S61-3B437-BB	FO3222						
RM2S6W-3B436-FA	FO3223						
RM2S6W-3B436-FA	FO3259						
RM2S6W-3B437-FA	FO3222						
RM2S6W-3B437-FA	FO3258						
RM3M51-3B436-DAD	FO3274						
RM3M51-3B437-DAE	FO3273						
RM5S61-3B436-AA	FO3223						
RM5S61-3B437-AA	FO3222						
S74178	OP3050						
SE021141921A	SE3017						
SE022141920A	SE3018						
SE022141920B	SE3061						
SE022141920C	SE3018						
SE022141920D	SE3061						
SE022141921A	SE3017						
SE022141921B	SE3060						



## CONDIZIONI GENERALI DI VENDITA

### **ORDINI :**

*Allo scopo di facilitare la nostra gestione ordini ed evitare possibili errori, raccomandiamo espressamente di redigere l'ordine con le nostre referenze o in mancanza con il riferimento originale del pezzo.*

### **VALUTAZIONI DEL MATERIALE USATO :**

*Potrete inviarci del materiale usato utilizzando per la relativa fattura la quotazione "netta" inserita nel relativo listino prezzi.*

### **DATA CONSEGNA :**

*Le date di consegna ( 15gg. lavorativi data ordine ) sono puramente indicative e non possono quindi costituire motivo di penalità, danno e/o interesse, né giustificare l'annullamento dell'ordine.*

*Ci riserviamo inoltre il diritto, in caso di forza maggiore, di evadere gli ordini pervenutici anche parzialmente frazionati.*

### **IMBALLO :**

*E' stata posta particolare cura nella scelta del tipo di imballaggio più idoneo a garantire l'integrità dei pezzi durante il trasporto unitamente all'aspetto estetico e ad una più razionale possibilità di magazzinaggio.*

*A titolo di parziale contributo verrà pertanto addebitata la percentuale dell'1,5% sull'importo netto fatturato.*

### **SPEDIZIONI :**

*Tutto il materiale viene spedito Franco nostro Deposito.*

*In mancanza d'indicazione precisa al momento dell'ordine, sceglieremo il mezzo di trasporto più vantaggioso.*

### **CONDIZIONI DI GARANZIA :**

*Fatto salvo il periodo di garanzia di mesi 12 (dodici), resta inteso che eventuali difetti di fabbricazione, riparazione o di materiale, che potrebbero verificarsi, saranno presi in considerazione dopo essere stati riconosciuti tali dal nostro Ufficio Tecnico.*

***Resta comunque inteso che la responsabilità è limitata alla sostituzione degli eventuali pezzi riscontrati difettosi.***

***Essa pertanto non potrà dar luogo ad alcun rimborso ed esclude ogni indennità o pregiudizio per quanto concerne i termini di consegna, la partecipazione alle spese, l'immobilizzazione del veicolo o tutte le altre conseguenze di ogni natura (incidenti o danni alle persone e/o alle cose).***

### **CONDIZIONI DI PAGAMENTO :**

*E' espressamente convenuto che, in caso di mancato pagamento anche di una sola scadenza, ci riserviamo il diritto di sospendere o annullare gli ordini in corso ed ogni nuova consegna di materiale.*

*Eventuali reclami concernenti una fornitura, qualunque sia il motivo invocato, non possono dispensare dal pagamento delle fatture alla loro scadenza.*

*Trascorsi i termini stabiliti per il pagamento, verrà applicato un interesse di mora pari al 7% (per cento) annuo.*

# GENERAL SALES CONDITIONS

## **ORDERS :**

*In order to make the management of our orders easier and to avoid possible mistakes, we recommend you to send us your order with our reference numbers or, if you cannot identify them, with the O.E.M. references number of the items.*

## **OLD CORE VALUE :**

*You can send us used material, using for the relevant invoice the net value you find in the corresponding price list.*

## **DELIVERY DATE :**

*Our delivery term is 15 working days from the order.*

*However, any failure to meet this term cannot be pleaded to claim a reimbursement for damages, a penalty or interest and cannot entitle the customer to cancel the order.*

## **PACKING :**

*We have carefully chosen the kind of packing that was the most suitable to assure a safe transport of our items, a fine look and a more practical stocking solution.*

*Therefore, as a partial contribution for packing expenses, a percentage of 1,5% will be calculated on the net invoiced amount.*

## **SHIPMENTS :**

*Transport charges are to be born by the customer, since our items are sold Ex-Works.*

## **WARRANTY :**

*Eventual manufacturing, repair or material defect, which should be found, will be taken into consideration after being admitted by our technical office and only within a period of 12 (twelve) months (warranty period).*

***Our liability only concerns the replacement of the warranties admitted by us.***

***Our liability does not include any reimbursement or indemnity for the time the vehicle is stopped and any other consequence of any nature (accidents, damages to people and/or things).***

***Our liability includes no contribution for expenses and cannot entitle the customer to cancel an order on hand.***

## **PAYMENT CONDITIONS :**

*We hereby confirm that, if the customer should fail to pay even at one maturity, we reserve the right to suspend or cancel the orders on hand and any new delivery of our items.*

*Any claims concerning a supply, irrespectively of the reason of the same, cannot entitle the customer not to pay invoices at their expiry.*





**MADRID**

+34 916681631

**BARCELONA**

+34 934788445



**PERO**

+39 02.33912236

**TORINO**

+39 011.7381327

**ANCONA**

+39 071.2866911

**ROMA**

+39 06.4503901

**PADOVA**

+39 049.8704184

**BOLOGNA**

+39 051.765670

**FIRENZE**

+39 055.7131699

